



BASKETBALL

2020-21 SCHEDULE/RESULTS

| DAY/DATE | OPPONENT | TV | TIME/RESULT |
|--|---------------------|-----------------------|-------------|
| Wed./Dec. 2 | Lipscomb | ESPN+ | W, 67-55 |
| Sun./Dec. 6 | Xavier | ESPN | L, 69-77 |
| Wed./Dec. 9 | Furman | ESPN+ | W, 78-73 |
| Sat./Dec. 12 | at No. 12 Tennessee | SEC Network Alternate | L, 56-65 |
| Wed./Dec. 16 | USF • | ESPN2 | L, 71-74 |
| Sat./Dec. 19 | at Georgia | SEC Network | L, 68-83 |
| Tues./Dec. 22 | at UCF • | ESPN+ | L, 70-75 |
| Sat./Jan. 2 | Tulsa • | ESPN+ | L, 66-70 |
| Thurs./Jan. 7 | at SMU • | ESPNU | W, 76-69 |
| Sun./Jan. 10 | at Wichita State • | ESPN2 | L, 76-82 |
| Wed./Jan. 13 | East Carolina • | ESPN+ | Postponed |
| Wed./Jan. 20 | at Temple • | ESPN2 | Postponed |
| Sat./Jan. 23 | at Houston • | CBS | Postponed |
| Wed./Jan. 27 | Wichita State • | ESPN+ | Postponed |
| Sat./Jan. 30 | at USF • | ESPNU | Postponed |
| Thurs./Feb. 4 | at Temple • | ESPN2 | W, 63-60 |
| Sun./Feb. 7 | at Tulane • | ESPN+ | W, 64-61 |
| Thurs./Feb. 11 | at Memphis • | ESPN2 | Postponed |
| Fri./Feb. 13 | Temple • | ESPN+ | 7 p.m. |
| Sun./Feb. 14 | UCF • | ESPN+ | 1 p.m. |
| Sun./Feb. 21 | at Houston • | ESPN | 1 p.m. |
| Wed./Feb. 24 | at Tulsa • | ESPNU | 9 p.m. |
| Fri./Feb. 26 | Tulane • | TBA | TBA |
| Sun./Feb. 28 | Memphis • | ESPN | 1 p.m. |
| Thurs./Mar. 4 | SMU • | ESPN2/ESPNU | 7 p.m. |
| Sun./Mar. 7 | at East Carolina • | ESPN+ | 1 p.m. |
| AMERICAN CHAMPIONSHIP (Fort Worth, Texas) | | | |
| Thurs.-Sun. Mar. 11-14 | TBA | TBA | TBA |

Notes: All times listed are Eastern and subject to change. Home games are in boldface. (•) - Denotes American Athletic Conference game.

UC HEADLINES

- » Cincinnati plays its first home game in 41 days Friday when it welcomes Temple to Fifth Third Arena. The Bearcats were schedule to play at Memphis on Thursday and Temple was to play at East Carolina on Thursday and Saturday but COVID-19 protocols prevented those three games from happening.
- » UC returned from a 25-day layoff due to COVID-19 protocols last Thursday, Feb. 4 when it defeated Temple 63-60 in Philadelphia.
- » **David DeJulius** was named to the AAC Weekly Honor Roll on Monday after averaging 19.0 points, 5.5 rebounds and 3.5 assists in a pair of wins last week. He scored 26 points on 10-of-18 shooting with four 3-pointers and three steals at Temple (2/4).
- » **Keith Williams** became the 54th member of UC's 1,000-point club on Sunday at Tulane with a game-high 20 points against the Green Wave. He ranks among AAC leaders in scoring average (6th at 15.4), steals (19th at 1.3) and blocked shots (11th at 0.8).
- » **John Brannen** is one of six active coaches in the nation to have won a conference regular-season championship in each of the past three seasons (Northern Kentucky [2018, 2019], Cincinnati [2020]).
- » In November, CBS Sports named Cincinnati the 10th greatest college basketball program since the advent of the NCAA Tournament in 1939.

A TOP 10 COLLEGE BASKETBALL PROGRAM*

* No. 10 - CBS SPORTS (Nov./2020) & No. 10 - ASSOCIATED PRESS (Mar./2017)

2 NATIONAL TITLES // 6 FINAL FOURS // 8 ELITE EIGHTS // 10 SWEET SIXTEENS
33 NCAA TOURNAMENTS // 41 CONFERENCE CHAMPIONSHIPS

TEMPLE (4-7, 3-7 AAC) AT CINCINNATI (5-7, 3-4 AAC)

FRIDAY, FEB. 13 // 7 P.M. ET // FIFTH THIRD ARENA // CINCINNATI, OHIO

GAME AT A GLANCE

SERIES INFO: 35th Meeting; Cincinnati leads 25-9 overall; Cincinnati leads 10-2 at home; Cincinnati leads 9-4 in Philadelphia and 6-3 at neutral sites.

LAST MEETING: Cincinnati won 63-60 on Feb. 4, 2021 in Philadelphia

STREAK: Cincinnati - 7

COACHES: **John Brannen** - second season at Cincinnati (25-17); sixth season overall (107-69)

Aaron McKie - second season at Temple (18-24); second season overall (18-24)

AP/USA TODAY RANKINGS (FEB. 8): Cincinnati (--/--); Temple (--/--)

RADIO: 700 WLW; **Dan Hoard** provides play-by-play with color analyst **Terry Nelson**

TV: ESPN+; **Matt Noonan** provides play-by-play with color analyst **Kevin Johnson**

JOIN THE CONVERSATION (TWITTER, FACEBOOK & INSTAGRAM): @GoBearcatsMBB

CINCINNATI ROSTER

| NO. | NAME | POS. | HT. | WT. | CL.-EXP. | HOMETOWN | GP-GS | PPG | RPG | APG | MIN |
|----------------------|--------------------|------|------|-----|----------|---------------------|-------|------|------|------|------|
| 0 | David DeJulius | G | 6-0 | 195 | Jr.-Tr. | Detroit, Mich. | 12-12 | 10.3 | 4.9 | 5.0 | 31.5 |
| 3 | Mike Saunders Jr. | G | 6-0 | 190 | Fr.-HS | Indianapolis, Ind. | 12-2 | 1.5 | 0.8 | 1.2 | 11.2 |
| 2 | Keith Williams | G | 6-5 | 215 | Sr.-3L | Brooklyn, N.Y. | 12-11 | 15.4 | 4.0 | 1.7 | 26.8 |
| 24 | Jeremiah Davenport | G | 6-7 | 205 | So.-1L | Cincinnati, Ohio | 12-4 | 10.0 | 4.5 | 1.2 | 24.8 |
| 33 | Chris Vogt | C | 7-1 | 260 | Sr.-1L | Mayfield, Ky. | 12-10 | 5.4 | 3.9 | 1.4 | 20.2 |
| OFF THE BENCH | | | | | | | | | | | |
| 23 | Mika Adams-Woods | G | 6-3 | 185 | So.-1L | Syracuse, N.Y. | 12-10 | 7.3 | 1.8 | 1.7 | 27.6 |
| 13 | Tari Eason | F | 6-8 | 215 | Fr.-HS | Seattle, Wash. | 12-7 | 7.4 | 5.8 | 1.5 | 19.9 |
| 1 | Zach Harvey | G | 6-5 | 195 | So.-1L | Overland Park, Kan. | 10-0 | 6.9 | 1.3 | 0.7 | 16.7 |
| 45 | Mason Madsen | G | 6-4 | 190 | Fr.-HS | Rochester, Minn. | 4-0 | 3.0 | 2.0 | 0.5 | 12.9 |
| 20 | Mamoudou Diarra | F | 6-9 | 225 | R-Jr.-2L | Bamako, Mali | 6-0 | 1.3 | 1.8 | 0.8 | 9.5 |
| 43 | Rob Banks # | F | 6-5 | 210 | So.-1L | Bracknell, England | 2-1 | 0.0 | 0.5 | 1.0* | 8.1 |
| 31 | Sam Martin # | G | 5-10 | 170 | Sr.-3L | Cincinnati, Ohio | 1-0 | 0.0 | 0.0 | 1.0 | 3.7 |
| 55 | Gabe Madsen ! | G | 6-5 | 195 | Fr.-HS | Rochester, Minn. | 2-0 | 1.5 | 1.0 | 0.5* | 6.2 |
| 44 | Adam Cook # | F | 6-6 | 180 | Sr.-1L | Marysville, Ohio | -- | -- | -- | -- | -- |
| 30 | Viktor Lakhin | F | 6-11 | 228 | Fr.-HS | Anapa, Russia | -- | 9.8@ | 7.0@ | -- | -- |

^ - Blocks; * - Steals; @ - Statistics are from last season played; # - Walk on; ! - Opted out of 2020-21 season

Starters listed are those from previous game

2020-21 CINCINNATI NUMERICAL ROSTER

| NO. | NAME | POS. | HT. | WT. | CLASS-EXP. | HOMETOWN/HIGH SCHOOL/LAST SCHOOL |
|-----|--------------------|------|------|-----|------------|--|
| 0 | David DeJulius | G | 6-0 | 195 | Jr.-Tr. | Detroit, Mich./East English Village Prep Academy/Michigan |
| 1 | Zach Harvey | G | 6-5 | 195 | So.-1L | Overland Park, Kan./Hayden HS/Prolific Prep Academy (Calif.) |
| 2 | Keith Williams | G | 6-5 | 215 | Sr.-3L | Brooklyn, N.Y./Bishop Loughlin Memorial |
| 3 | Mike Saunders Jr. | G | 6-0 | 190 | Fr.-HS | Indianapolis, Ind./Wasatch Academy (Utah) |
| 13 | Tari Eason | F | 6-8 | 215 | Fr.-HS | Seattle, Wash./Garfield HS |
| 20 | Mamoudou Diarra | F | 6-9 | 225 | R-Jr.-2L | Bamako, Mali/22 Feet Academy (S.C.) |
| 23 | Mika Adams-Woods | G | 6-3 | 185 | So.-1L | Syracuse, N.Y./Bishop Ludden HS/New Hampton School (N.H.) |
| 24 | Jeremiah Davenport | G | 6-7 | 205 | So.-1L | Cincinnati, Ohio/Moeller HS/Hargrave Military Academy |
| 30 | Viktor Lakhin | F | 6-11 | 228 | Fr.-HS | Anapa, Russia/CSKA-2 |
| 31 | Sam Martin # | G | 5-10 | 170 | Sr.-3L | Cincinnati, Ohio/Summit Country Day |
| 33 | Chris Vogt | C | 7-1 | 260 | Sr.-1L | Mayfield, Ky./Graves County HS/Northern Kentucky |
| 43 | Rob Banks # | F | 6-5 | 210 | So.-1L | Bracknell, England/Gould Academy |
| 44 | Adam Cook # | F | 6-6 | 180 | Sr.-1L | Marysville, Ohio/Marysville HS |
| 45 | Mason Madsen | G | 6-4 | 190 | Fr.-HS | Rochester, Minn./Mayo Senior HS |
| 55 | Gabe Madsen | G | 6-5 | 195 | Fr.-HS | Rochester, Minn./Mayo Senior HS |

2020-21 CINCINNATI ALPHABETICAL ROSTER

| NO. | NAME | POS. | HT. | WT. | CLASS-EXP. | HOMETOWN/HIGH SCHOOL/LAST SCHOOL |
|-----|--------------------|------|------|-----|------------|--|
| 3 | Mika Adams-Woods | G | 6-3 | 185 | Fr.-HS | Syracuse, N.Y./Bishop Ludden HS/New Hampton School (N.H.) |
| 23 | Mika Adams-Woods | G | 6-3 | 185 | So.-1L | Syracuse, N.Y./Bishop Ludden HS/New Hampton School (N.H.) |
| 43 | Rob Banks # | F | 6-5 | 210 | So.-1L | Bracknell, England/Gould Academy |
| 44 | Adam Cook # | F | 6-6 | 180 | Sr.-1L | Marysville, Ohio/Marysville HS |
| 24 | Jeremiah Davenport | G | 6-7 | 205 | So.-1L | Cincinnati, Ohio/Moeller HS/Hargrave Military Academy |
| 0 | David DeJulius | G | 6-0 | 195 | Jr.-Tr. | Detroit, Mich./East English Village Prep Academy/Michigan |
| 20 | Mamoudou Diarra | F | 6-9 | 225 | R-Jr.-2L | Bamako, Mali/22 Feet Academy (S.C.) |
| 13 | Tari Eason | F | 6-8 | 215 | Fr.-HS | Seattle, Wash./Garfield HS |
| 1 | Zach Harvey | G | 6-5 | 195 | So.-1L | Overland Park, Kan./Hayden HS/Prolific Prep Academy (Calif.) |
| 30 | Viktor Lakhin | F | 6-11 | 228 | Fr.-HS | Anapa, Russia/CSKA-2 |
| 55 | Gabe Madsen | G | 6-5 | 195 | Fr.-HS | Rochester, Minn./Mayo Senior HS |
| 45 | Mason Madsen | G | 6-4 | 190 | Fr.-HS | Rochester, Minn./Mayo Senior HS |
| 31 | Sam Martin # | G | 5-10 | 170 | Sr.-3L | Cincinnati, Ohio/Summit Country Day |
| 3 | Mike Saunders Jr. | G | 6-0 | 190 | Fr.-HS | Indianapolis, Ind./Wasatch Academy (Utah) |
| 33 | Chris Vogt | C | 7-1 | 260 | Sr.-1L | Mayfield, Ky./Graves County HS/Northern Kentucky |
| 2 | Keith Williams | G | 6-5 | 215 | Sr.-3L | Brooklyn, N.Y./Bishop Loughlin Memorial |

- Walk-on

COACHING & SUPPORT STAFF

Head Coach: John Brannen (Second season at UC; Sixth season overall)
 Assistant Coaches: Jayson Gee, Sean Dwyer, Tim Morris
 Assistant to the Head Coach/Recruiting Coordinator: Jake Luhn
 Director of Basketball Operations: Craig Heatherly
 Director of Player Personnel: Rodney Crawford

Video Coordinator: George Neilson
 Graduate Assistants: Mike Bueter, Blaine Calhoun
 Athletic Trainer: Phil Montano
 Director of Sports Performance: Tyler Stuart

PRONUNCIATION

| | |
|------------------|---------------------|
| MIKA Adams-Woods | MY-ka |
| MAMOUDOU DIARRA | MAMA-doo DEE-are-uh |
| TARI Eason | TAH-ree |
| Viktor LAKHIN | LOCK-in |
| Chris VOGT | Vote |
| Jayson GEE | Like the letter "G" |

ROSTER INFORMATION

By State/Country

| | |
|------------|---|
| England | (1) Rob Banks |
| Indiana | (1) Mike Saunders Jr. |
| Illinois | (1) Rapolas Ivanauskas |
| Kansas | (1) Zach Harvey |
| Kentucky | (1) Chris Vogt |
| Mali | (1) Mamoudou Diarra |
| Michigan | (1) David DeJulius |
| Minnesota | (2) Gabe Madsen, Mason Madsen |
| New York | (2) Mika Adams-Woods, Keith Williams |
| Ohio | (3) Adam Cook, Jeremiah Davenport, Sam Martin |
| Russia | (1) Viktor Lakhin |
| Washington | (1) Tari Eason |

By Class

| | |
|-----------|---|
| Freshmen | (5) Tari Eason, Viktor Lakhin, Gabe Madsen, Mason Madsen, Mike Saunders Jr. |
| Sophomore | (4) Mika Adams-Woods, Rob Banks, Jeremiah Davenport, Zach Harvey |
| Juniors | (2) David DeJulius, Mamoudou Diarra (Redshirt) |
| Seniors | (4) Adam Cook, Sam Martin, Chris Vogt, Keith Williams |

By Height

| | |
|------|---|
| 7-1 | (1) Chris Vogt |
| 6-10 | (1) Viktor Lakhin |
| 6-9 | (1) Mamoudou Diarra |
| 6-8 | (1) Tari Eason |
| 6-7 | (1) Jeremiah Davenport |
| 6-6 | (1) Adam Cook |
| 6-5 | (4) Rob Banks, Zach Harvey, Gabe Madsen, Keith Williams |
| 6-4 | (1) Mason Madsen |
| 6-3 | (2) Mika Adams-Woods, Mason Madsen |
| 6-0 | (2) David DeJulius, Mike Saunders Jr. |
| 5-10 | (1) Sam Martin |

CINCINNATI QUICK FACTS

GENERAL INFORMATION

| | |
|-------------------------------|------------------------------|
| Location | Cincinnati, OH 45221 |
| Founded | 1819 |
| Enrollment | 46,798 |
| Nickname | Bearcats |
| Colors | Red (PMS: 186) and Black |
| Arena (Capacity) | Fifth Third Arena (12,012) |
| Affiliation | NCAA Division I |
| Conference | American Athletic Conference |
| President | Neville Pinto |
| Director of Athletics | John Cunningham |
| Faculty Representative | Brian Hatch |
| Department of Athletics Phone | (513) 556-4603 |
| Athletics Ticket Office Phone | (877) CATS-TIX |

ATHLETIC COMMUNICATIONS

| | |
|---------------------------------------|-------------------------------|
| Asst. AD/Primary Basketball Contact | Andre Foushee |
| Office/Cell Phone | (513) 556-5182/(859) 797-7871 |
| Email Address | Andre.Foushee@uc.edu |
| Associate AD/Athletics Communications | Ryan Koslen |
| Office/Cell Phone | (513) 556-5186/513-497-3132 |
| Email | Ryan.Koslen@uc.edu |

BASKETBALL STAFF

| | |
|---|--|
| Head Coach | John Brannen (Marshall, 1997) |
| Basketball Office Phone | (513) 556-5847 |
| Assistant Coach | Jayson Gee (Charleston [W.Va.], 1988) |
| Assistant Coach | Sean Dwyer (Michigan State, 2009) |
| Assistant Coach | Tim Morris (Stanford, 2008) |
| Asst. to the Head Coach/Recruiting Coord. | Jake Luhn (UMass Boston, 2002) |
| Director of Operations | Craig Heatherly (UMass-Lowell, 2010) |
| Director of Player Personnel | Rodney Crawford (Cincinnati, 2002) |
| Video Coordinator | George Neilson (Alabama, 2011) |
| Athletic Trainer | Phil Montano (Ohio, 2014) |
| Director of Sports Performance | Tyler Stuart (Anderson, 2007) |
| Graduate Assistants | Mike Bueter (Northern Kentucky, 2018) Blaine Calhoun (Cincinnati, 2020) |



HISTORY

| | |
|--|----------------------------|
| First year of basketball/All-time record | 1901-02/1,841-1,032 (.641) |
| NCAA appearances/last | 33/2019 |
| All-time record | 46-32 (.590) |
| National Championships | 2/1961, 1962 |
| Final Four appearances/last | 6/1992 |
| Elite Eight appearances/last | 8/1996 |
| Sweet 16 appearances/last | 10/2012 |
| Conference Regular-Season Championships/last | 29/2020 |
| Conference Tournament Championships/last | 12/2019 |
| Postseason NIT appearances/last | 10/2010 |
| All-time record | 8-10 (.444) |

TEAM INFORMATION

| | |
|--|-------------------------------|
| 2019-20 Record | 20-10 |
| American Athletic Conference Record (Finish) | 13-5 (T-1st) |
| Starters returning/lost | 3/2 |
| Letterwinners returning/lost | 9/5 |
| Newcomers | 7 |
| Percentage of points returning | 46.9 percent (1,023 of 2,182) |
| Percentage of rebounds returning | 47.1 percent (494 of 1,048) |
| Percentage of assists returning | 33.6 percent (147 of 437) |

GAME PREVIEW

- » Cincinnati (5-7, 3-4 American) plays its first home game since Jan. 2 on Friday when it welcomes Temple to Fifth Third Arena. Tipoff is 7 p.m. ET on ESPN+.
- » With a limited roster, the Bearcats posted a pair of wins last week in their first action following a 25-day layoff due to COVID-19 protocols. UC registered wins at Temple (63-60) and at Tulane (64-61). David DeJulius scored a career-high 26 points with four threes against the Owls while Keith Williams tallied 20 points at Tulane.
- » The Bearcats were supposed to play at Memphis on Thursday but the game was postponed due to COVID-19 protocols with the Tigers.
- » Temple dropped a 70-67 decision at Wichita State on Sunday. Damian Dunn scored a game-high 22 points, including 12-of-12 shooting from the foul line.
- » UC owns a 25-9 lead overall in the series with Temple.
- » **UP NEXT:** UC plays host to UCF on Sunday. Tipoff is 1 p.m. ET on ESPN+.

SCOUTING TEMPLE

- » Temple had won three of its last four league games before suffering a pair of losses last week.
- » Damian Dunn (14.1 points, 4.4 rebounds), Khalif Battle (11.8 points, 5.8 rebounds) and Jake Forrester (10.0 points and 6.7 rebounds) all average double figures in scoring for the Owls.

TEMPLE SERIES HISTORY

- » Cincinnati leads the all-time series with Temple 25-9 overall. UC owns a 10-2 lead at home, a 9-4 advantage in Philadelphia, and a 6-3 lead at neutral sites.
- » The Bearcats have won the last eight meetings, including both matchups a year ago: 89-82 win in Philadelphia (1/22/20) and 64-63 in Cincinnati (3/7/20).
- » Temple's last victory in the series came via a 67-65 double-overtime win in Philadelphia on Jan. 16, 2016.
- » The Owls last won in Cincinnati, 77-70, on Dec. 29, 2015, in the conference opener for both teams.
- » Nine of the last 10 games in the series have been decided by seven or fewer points.

RECENT MEETINGS WITH TEMPLE

- » **LAST WEEK'S MEETING IN PHILADELPHIA**
- » **CINCINNATI 63, TEMPLE 60 - Feb. 5, 2021**
- » PHILADELPHIA – David DeJulius poured in a career-high 26 points with four 3-pointers to lead a short-handed Cincinnati (4-7, 2-4 American) squad to a gritty, 63-60, road victory at Temple on Thursday, in the Bearcats' first game in 25 days.
- » Keith Williams scored 15 points, including a driving layup with 38 seconds left and Jeremiah Davenport finished with 14 points, tallying six points late in UC's first game since an 82-76 loss at Wichita State on Jan. 10.
- » Damian Dunn led Temple (4-6, 3-6) with 16 points, including 10-of-13 shooting from the free throw line.
- » The Bearcats took a limited roster to Philadelphia, as they continue to fully recover amidst COVID-19 protocols, and started a make-shift lineup that featured first career starts for Mike Saunders Jr. and sophomore walk-on Rob Banks.

LAST SEASON'S MEETING IN CINCINNATI

- » **CINCINNATI 64, TEMPLE 63 - Mar. 7, 2020**
- » CINCINNATI (AP) – Trevon Scott's tip-in with 2.8 seconds left lifted Cincinnati to a 64-63 win over upset-minded Temple in the regular-season finale.
- » Jarron Cumberland missed a jump shot, but Scott was there to salvage the win.
- » The win helped UC secure a share of the AAC regular-season title and the No. 1 seed in the league tournament that was later canceled due to the outbreak of COVID-19.
- » Cumberland finished with 20 points for Cincinnati.
- » Quinton Rose scored 19 points to lead Temple. The Owls have lost their last five games and six of their last seven.
- » DeVondre Perry added 10 for the Owls.
- » Mamoudou Diarra scored eight of his career-high 12 points in the second half and Keith Williams scored all 11 of his points after halftime to lead Cincinnati's comeback from a 14-point intermission deficit. Scott finished with five points, 6.6 below his average.
- » Cincinnati shot just 24% from the field (6 for 25), including 1 for 10 on 3-pointers, while Temple was going 5 for 9 on 3-pointers on the way to a 31-17 halftime lead. Moore made three of the Owls' 3-pointers for all nine of his first half points. Temple took command with a 14-4 run to close the first half.

CINCINNATI'S LAST GAME:

- » **CINCINNATI 64, TULANE 61 - Feb. 7, 2021**
- » NEW ORLEANS – Tari Eason's offensive rebound and putback layup with 43 seconds left keyed Cincinnati to its second-straight close win, knocking off Tulane, 64-61, Sunday.
- » Cincinnati has won three of its last four games - all on the road - and won consecutive games for the first time this season. It was the Bearcats' second game following a 25-day layoff with the roster still limited due to COVID-19 protocols. Tulane has dropped five of its last six games.
- » Eason tied his career high with nine rebounds and scored 13 points on a 6-for-9 shooting day.
- » David DeJulius rebounded a Tulane miss with 0.9 seconds left and was fouled, leaving his shorts torn in the scrum. He converted both free throws at the other end of the floor and finished in double figures for the third consecutive game, scoring 12 points with seven rebounds and four assists.
- » Keith Williams led all players with 20 points, his second game of the season with 20 or more in the book. Williams crossed the 1,000-point plateau for his career in the first half, becoming the 54th player in program history to achieve the feat.
- » Tulane's Jordan Walker scored all 13 of his points in the second half while teammate Jaylen Forbes led the Green Wave with 15 points.

TIP-INS

- » **COVID-19 SCHEDULE CHANGES:** UC played its first game in 25 days when it visited Temple (2/4) last week. The Bearcats had six games postponed and one other contest rescheduled following their 82-76 loss at Wichita State (1/10).
- » The Bearcats started a make-shift lineup against the Owls that featured the first career starts for freshman guard Mike Saunders Jr. and sophomore walk-on Rob Banks. UC didn't have its full roster of players available for either game last week.
- » UC entered the month of February having played only 10 games for the first time since 1944-45.
- » The Bearcats haven't played a home game since a 70-66 loss to Tulsa (1/2) - a span of 41 days.
- » **DEJULIUS NAMED TO AAC WEEKLY HONOR ROLL:** Junior transfer David DeJulius was named to the AAC Weekly Honor Roll on Monday after averaging 19.0 points, 5.5 rebounds and 3.5 assists in a pair of wins last week.
- » He poured in a career-high 26 points on 10-of-18 shooting with four 3-pointers and three steals at Temple (2/4) and contributed 12 points, seven rebounds and four assists at Tulane (2/7).
- » He also was named to the AAC Weekly Honor Roll on Dec. 14 after posting 11 points and seven assists at then-No. 12 Tennessee.
- » DeJulius enters the week ranked among AAC leaders in assists (2nd at 5.0) and assist-to-turnover ratio (4th at 2.4-to-1) for the season.
- » He nearly recorded a double-double at SMU (1/7), grabbing a career-high nine rebounds and handing out a career-high 12 assists with three turnovers.
- » The 12 assists were the most by a Bearcat since Steve Logan dished out a school-record 16 assists vs. Coppin State during the 2001-02 campaign. DeJulius becomes only the sixth Bearcat in school history to record 12 or more assists in a game.
- » **WILLIAMS JOINS 1,000-POINT CLUB:** Preseason AAC First Team honoree Keith Williams became the 54th member of UC's 1,000-point club on Sunday at Tulane with a game-high 20 points against the Green Wave.
- » He enters Wednesday sixth in the league in scoring, averaging 15.4 points this season. He also ranks among league leaders in steals (T9th at 1.3) and blocked shots (T11th at 0.8).
- » Williams has scored in double figures in 10 of 12 games this season, including each of the last eight.
- » Williams was named to the AAC Weekly Honor Roll following his performance against UCF (12/22). He posted his first career double-double with a team-high 19 points and game-best 10 rebounds against the Knights.
- » Williams has led the Bearcats in scoring in six of 12 games this season. He scored a game-high 27 points on 10-of-17 shooting with five rebounds against Furman (12/9) and accounted for a team-high 18 points with six rebounds against city-rival Xavier (12/6).
- » **DAVENPORT TRENDING:** Sophomore guard Jeremiah Davenport ranks second on the team in scoring over UC's past nine games, averaging 11.3 points and 5.6 rebounds while shooting 44.6 percent (37 of 83) from the field with a team-best 15 3-pointers. He has scored in double figures in five of the nine contests.
- » In his first career start against SMU (1/7), he posted his first career double-double, matching a career-high with 18 points and grabbing a career-best 10 rebounds while hitting a trio of 3-pointers.

- » He posted 18 points at Georgia (12/19) on 6-of-13 shooting. He hit four 3-pointers and posted 14 points at then-No. 12 Tennessee (12/12) and tallied 16 points with seven rebounds and a trio of threes against Tulsa (1/2).
- » Since the start of AAC play, Davenport ranks among the AAC leaders in defensive rebounds (8th at 4.7), rebounds (T11th at 6.0) and scoring (T24th at 10.0).
- » **HARVEY HONORED:** Sophomore guard Zach Harvey was named to the AAC Weekly Honor Roll on Jan. 11.
- » Harvey put together his most productive week as a Bearcat, posting a career-high 19 points on 7-of-10 shooting with four 3-pointers in a 82-76 loss at Wichita State (1/10). He also tallied 13 points on 4-of-7 shooting from the floor while making 4 of 5 attempts from the free throw line in a 76-69 road win at SMU (1/7).
- » For the week, Harvey led all Bearcats, averaging 16.0 points while shooting 64.7 percent (11 of 17) from the field and 71.4 percent (5 of 7) from 3-point range.
- » **CLOSE BUT NOT QUITE:** Despite having seven losses this season, UC has played its opponents closely in nearly every contest. The Bearcats have been within three points or less in the final 100 seconds of five of their seven losses this season.
- » UC trailed Xavier (70-67 with 1:04 left) and then-No. 12 Tennessee (59-56 with 1:36 left) by three points, USF (73-71 with 41 seconds left) by two points, UCF (71-70 with 1:04 left) by one point and was tied with Tulsa (63-63 with 1:30 left).
- » **EASON'S CONTRIBUTIONS GROWING:** Freshman Tari Eason has made an immediate impact on the Bearcats this season, leading the Bearcats in rebounding in six games this season.
- » Entering play Wednesday, Eason ranked among AAC leaders in blocked shots (4th at 1.2), offensive rebounds (5th at 2.3), rebounds (11th at 5.8) and field goal percentage (11th at .462).
- » Eason had a season-high 14 points on 5-of-10 shooting with five rebounds and four blocks at SMU (1/7).
- » He posted identical statistical lines of 13 points, nine rebounds, three assists and two steals against both USF (12/16) and at Tulane (2/7).
- » **AMONG GREATEST PROGRAMS EVER:** Matt Norlander of CBSSports.com ranked Cincinnati 10th in a ranking of the 68 greatest college basketball programs since the advent of the NCAA Tournament in 1939.
- » The Top 25 ranking, which was announced on Nov. 19, 2020, was based on wins and losses, NCAA Tournament success, conference dominance, NIT titles and the cultivation of NBA talent.
- » Entering this season, the Bearcats had compiled a 1542-765 record with 25 regular-season titles, 33 NCAA Tournament appearances, two national titles, six Final Four appearances, 434 weeks nationally ranked and 39 Top-60 NBA picks since 1938-39.
- » UC's ranking places the Bearcats ahead of 70 of 79 programs who are current members of the ACC, BIG EAST, BIG 12, Big Ten, PAC-12 and SEC.
- » The Top 10 listing: 1. Kentucky; 2. North Carolina; 3. Duke; 4. UCLA; 5. Kansas; 6. Louisville; 7. Indiana; 8. UConn; 9. Villanova; 10. Cincinnati.
- » **500TH GAME:** UC's Dec. 16 home game against USF marked Cincinnati's 500th game at Fifth Third Arena. The Bearcats have registered a 415-85 record (.830 win percentage) at the arena since its opening for the 1989-90 campaign. The 2020-21 campaign marks the third season since Cincinnati's Fifth Third Arena (capacity 12,012) reopened after a 20-month, privately funded \$87-million renovation prior to 2018-19.

COACHES PICK BEARCATS FOURTH IN AAC; WILLIAMS AND VOGT HONORED

- » American Athletic Conference coaches predicted a fourth-place finish for Cincinnati in the preseason. The Bearcats were allotted 77 points. Houston was picked as the league favorite, garnering 99 points, followed by Memphis (90 points) and SMU (80 points). Houston received nine first-place votes while Memphis gathered the other two.
- » The predicted order of finish for the remaining AAC teams follows: USF (61 points), Tulsa (50), Wichita State (44), UCF (37), East Carolina (34), Temple (18) and Tulane (15).
- » Senior guard Keith Williams earned preseason First Team All-AAC honors while senior center Chris Vogt received Second Team All-AAC accolades.

BEARCATS IN THE AAC

- » UC's road win at SMU (1/7) marked the Bearcats' 100th AAC victory. UC has won more AAC games than any other league member since the conference formed prior to the 2013-14 campaign.
- » The UC men's basketball program has been a member of nine leagues (not including three stints as an independent) during its 120-year history. The Bearcats have 100 or more conference wins in two other leagues: 128 in the Missouri Valley Conference (1957-58 through 1969-70) and 123 in Conference USA (1995-96 through 2004-05).
- » Cincinnati has claimed three AAC regular-season crowns (2014, 2018, 2020) and two AAC Tournament titles (2018, 2019) while winning an AAC-best 100 conference games.
- » Last season, UC head coach Brannen became the first UC coach since Tay Baker (Missouri Valley Conference) in 1966 to guide the Bearcats to a regular-season league crown in his first season at the helm.

BEARCAT POINTS OF PRIDE

- » Cincinnati is one of six schools in the nation to have appeared in the last nine NCAA Tournaments played entering the 2020-21 season, joining Duke, Gonzaga, Kansas, Michigan State and North Carolina.
- » UC's 33 NCAA Tournament appearances are tied for 12th most in the nation.
- » UC's 1,841 all-time wins rank 13th most in the nation.

CINCINNATI TRADITION - BY THE NUMBERS

- » 2 - National Titles (1961, 1962)
- » 6 - Final Fours (1959-63, 1992)
- » 8 - Elite Eights (Last: 1996)
- » 10 - Sweet Sixteen Appearances (Last: 2012)
- » 33 - NCAA Tournament Appearances (Last: 2019)
- » 23 - NCAA Tournament Appearances since 1992
- » 10 - NIT Appearances (Last: 2010)
- » 29 - Conference Titles (Last: 2020)
- » 12 - Conference Tournament Titles (Last: 2019)
- » 1,841- All-Time Wins (13th most in nation)
- » 32 - All-Americans (Last: Jarron Cumberland [2019])
- » 84 - All-Conference Selections (Last: Jarron Cumberland, Trevon Scott [2020])
- » 57 - NBA Draft Picks (Last: Jacob Evans III [2018])
- » 53 - Members of the 1,000-Point Club
- » 434 - Weeks Ranked in AP Top 25
- » 212 - Weeks Ranked in AP Top 10
- » 45 - Weeks ranked No. 1
- » 2 - Members of Basketball Hall of Fame (Jack Twyman & Oscar Robertson)
- » 2 - Olympic Gold Medalists (Robertson [1960] & George Wilson [1964])

OVER THE LAST 10 SEASONS

- » Cincinnati is one of six schools in the nation to have appeared in the last nine NCAA Tournaments played entering the 2020-21 season, joining Duke, Gonzaga, Kansas, Michigan State and North Carolina.
- » **UC'S ACHIEVEMENTS THE LAST 10 SEASONS:**
- » 260-96 overall record (.730 win percentage)
- » 102 wins in AAC play (league best)
- » Won three AAC regular-season titles (2014, 2018, 2020) and three AAC tournament titles (2018, 2019, 2020).
- » 154-27 home record (.851 win percentage), including a 64-8 mark since the start of 2016-17.
- » Ranked in the AP Top 25 poll for 71 weeks.
- » 26 all-conference awards won by 11 different players.
- » Five former players signing with NBA teams (Troy Caupain, Gary Clark, Jacob Evans III Sean Kilpatrick and Trevon Scott).

LAST SEASON LOOKBACK

- » **TEAM ACCOMPLISHMENTS:** Cincinnati (20-10, 13-5 American) earned a share of the 2020 American Athletic Conference men's basketball regular-season championship and received the top seed in the 2020 AAC Championship, March 12-15, at Dickies Arena in Fort Worth, Texas. The event was canceled due to COVID-19.
- » The Bearcats compiled a 13-5 league record, winning 10 of their final 13 conference games to share the regular-season crown with No. 2 seed Houston and No. 3 seed Tulsa.
- » UC extended its streak of 20-win campaigns to 10 consecutive seasons in 2019-20. It continued the longest streak since the Bob Huggins era when UC set a school record, winning 20 or more games for 11 consecutive seasons (1992-2002). It marked UC's 39th 20-win season.
- » Cincinnati led the nation, playing in seven overtime games in 2019-20. The number was also a school and AAC record.
- » UC also played in four consecutive overtime games at the end of February, tying for the NCAA record with Jacksonville (1982), Illinois State (1985) and Dayton (1988).
- » UC rallied from a deficit of 10 or more points for the win in six games in 2019-20, including each of its last two regular-season games.
- » **PLAYER ACCOMPLISHMENTS:** UC's **Jarron Cumberland** and **Trevon Scott** were named AAC First Team honorees as voted upon by the league's coaches.
- » Scott claimed AAC Defensive Player of the Year, the Most Improved Player and the Sportsmanship Award.
- » Jarron Cumberland finished his career as only the fourth Bearcat in school history to achieve 1,700 points and 400 assists for his career.
- » Scott became the first UC player to average a double-double in a season since Dwight Jones averaged 16.6 points and 10.1 rebounds in 1982-83.
- » Scott's 10.5 rebounds per game in 2019-20 were the most by a Bearcat since Pat Cummings averaged 11.3 rebounds during the 1978-79 campaign.

-GOBEARCATS.COM-



THE BRANNEN FILE

- » **Hometown:** Alexandria, Ky.
- » **Alma Mater:** Marshall, 1997
- » **Family:** wife, Lisa; twin daughters, Jaylee and Katelyn

COACHING EXPERIENCE

- » **1999-2000:**
Asst. Coach, Charleston (W.Va.)
- » **2001-2002 to 2002-03:**
Asst. Coach, Eastern Kentucky
- » **2003-04 to 2005-06:**
Asst. Coach, St. Bonaventure
- » **2006-07 to 2008-09:**
Asst. Coach, VCU
- » **2009-10 to 2012-13:**
Asst. Coach, Alabama
- » **2013-14 to 2014-15:**
Assoc. Head Coach, Alabama
- » **2015-16 to 2018-19:**
Head Coach, Northern Kentucky
- » **2019-20 to Present:**
Head Coach, Cincinnati

PLAYING EXPERIENCE

- » **1993-1994 to 1994-95:**
Morehead State
- » **1995-96 to 1996-97:**
Marshall
 - First Team All-Southern Conference as a senior (1997)
 - Led the Southern Conference in scoring as a senior (20.9 points)
 - Scored 1,008 points in two seasons playing for Billy Donovan (1996) and Greg White (1997)

CINCINNATI HEAD COACH JOHN BRANNEN

John Brannen made an immediate impression in Clifton in 2019-20, becoming the first Cincinnati head coach since 1966 to win a conference regular-season championship in his first season on the job, guiding the Bearcats to a share of the American Athletic Conference title.

The achievement seems to be a pattern for Brannen, who also won regular-season crowns his last two seasons across the Ohio River at Northern Kentucky (2018, 2019) before coming to Cincinnati.

The feat also puts Brannen in rare company nationally as one of only six active coaches to have won a conference regular-season crown in each of the past three seasons along with Gonzaga's Mark Few (eight consecutive West Coast Conference titles), Vermont's John Becker (four American East Conference titles), New Mexico State's Chris Jans (three Western Athletic Conference titles), Michigan State's Tom Izzo (three Big Ten Conference titles), and Murray State's Matt McMahon (three Ohio Valley Conference titles).

Brannen also became the fifth UC coach in history to win a regular-season conference title in his first year leading the program, joining Frank Rice (1929 - Buckeye Athletic Association), John Wiethe (1947 - Mid-American Conference), Ed Jucker (1961 - Missouri Valley Conference) and Tay Baker (1966 - Missouri Valley Conference).

Brannen, who was named UC's 27th head coach in program history on Apr. 14, 2019, had served as NKU's head coach since the 2015-2016 season, taking the Norse to unprecedented success as the school's athletics department underwent reclassification. Since earning active Division I status eligibility prior to the start of the 2016-17 season, the Norse men's basketball program has compiled a 72-30 overall record, making three consecutive postseason appearances (NCAA Tournament [2017, 2019], NIT [2018]), winning back-to-back Horizon League regular-season championships (2018, 2019) and claiming a pair of conference tournament titles (2017, 2019). No other school in the nation has enjoyed NKU's amount of success in its first three years with active status at the Division I level.

Brannen, whose coaching career spans 20 seasons, owns a 107-69 career record as head coach, including a 25-17 mark at Cincinnati. He registered an 81-51 ledger in four seasons at NKU and a 1-1 mark as Alabama's interim head coach at the end of the 2014-15 campaign.

The 2017 Horizon League Coach of the Year, Brannen led the Norse to a 24-11 record in 2016-17, the Horizon League Tournament title and an appearance in the NCAA Tournament in the school's first season of active status eligibility. NKU's win total was an improvement of 15 victories from the previous season, marking the third-best turnaround in the nation behind only UCLA and Minnesota.

Brannen guided NKU to a 22-10 mark, the Horizon League regular-season championship and an NIT appearance in 2017-18. NKU posted a Division I-era record 26 wins with eight losses in 2018-19, claiming the league regular-season championship and tournament title and its second NCAA Tournament appearance in three years.

Brannen's players earned 10 Horizon League postseason accolades at NKU, highlighted by Drew McDonald receiving league player of the year honors in 2019. NKU finished 2018-19 ranked 11th in the nation in both

total assists (592) and assists per game (16.9). The Norse also ranked nationally in field goal shooting percentage (27th at .478), scoring margin (28th at +9.6), assist-to-turnover ratio (32nd at 1.34), three-point shooting defense (34th at .314), rebound margin (43rd at +4.5) and scoring offense (44th at 78.5 points).

Brannen came to NKU after spending six seasons (2010-2015) at Alabama coaching under Anthony Grant, four as an assistant coach and two as the associate head coach. The Crimson Tide made four postseason appearances during his stay. Alabama finished as the runners up at the 2011 NIT, posting a 25-12 overall mark and winning the Southeastern Conference West Division title. The Crimson Tide made an NCAA Tournament appearance the following season and later advanced to the NIT quarterfinals in 2013 and the second round of the NIT in 2015. Brannen served as interim head coach for Alabama's two games in the 2015 NIT. While in Tuscaloosa, Brannen helped sign Alabama's 2011 recruiting class that ranked fifth in the nation according to Rivals.com.

Prior to Alabama, Brannen served as an assistant coach at VCU for three seasons (2007-09) under Anthony Grant, helping lead the Rams to three 20-win campaigns, two NCAA Tournament appearances (2007, 2009) and a showing in the NIT (2008). The 2007 squad posted a 28-7 mark, upsetting Duke in the first round of the NCAA Tournament.

Brannen helped recruit Larry Sanders, who later was drafted by Milwaukee as the 15th pick in the 2010 NBA draft and also helped recruit four of VCU's five starters on its 2011 Final Four team.

Brannen also was an assistant coach at St. Bonaventure (2004-06) for three seasons, Eastern Kentucky (2001-2003) for three seasons and Charleston for the 1999-2000 campaign.

A native of nearby Alexandria, Kentucky, Brannen attended Newport Central Catholic High School. He began his collegiate playing career at Morehead State before transferring to Marshall for his final two seasons, playing for head coaches Billy Donovan (1996) and Greg White (1997).

Brannen was a first team All-Southern Conference selection as a senior at Marshall in 1996-97 when he led the league in scoring, averaging 20.9 points. He scored 1,008 points in two seasons with the Thundering Herd and still ranks among the school's top 25 players in career free throw percentage (.777), career three-pointers made (14th at 135), career three-point shooting percentage (14th at .386), single-season scoring (12th with 605 points in 1996-97) and single-season scoring average (23rd with 20.9 points during 1996-97).

A Rhodes Scholar finalist, Brannen received scholarships from both the NCAA and Southern Conference. He earned a degree in business management from Marshall in 1997. He was inducted into the Marshall University Athletics Hall of Fame in September 2019.

Following his time at Marshall, Brannen played two seasons of professional basketball in Belgium's First Division before beginning his coaching career.

Brannen and his wife Lisa live in Northern Kentucky and are the proud parents of twin daughters, Jaylee and Katelyn.

BRANNEN'S YEARLY COACHING RECORD

| SEASON | SCHOOL (CONF.) | POSITION | RECORD/LEAGUE (FINISH) | LEAGUE TOURNAMENT (RECORD) | POSTSEASON (RECORD) |
|-----------------------|----------------|--------------------|------------------------|----------------------------|------------------------|
| 2014-15 | Alabama (SEC) | Interim Head Coach | 1-1/-- | -- | NIT Second Round (1-1) |
| Alabama Totals | | | 1 season | 1-1/0-0 | .500/.000 |

| SEASON | SCHOOL (CONF.) | POSITION | RECORD/LEAGUE (FINISH) | LEAGUE TOURNAMENT (RECORD) | POSTSEASON (RECORD) |
|---------------------------------|-----------------------------|------------|------------------------|----------------------------|------------------------|
| 2015-16 | Northern Kentucky (Horizon) | Head Coach | 9-21/5-13 (8th) | First Round (0-1) | None |
| 2016-17 | Northern Kentucky (Horizon) | Head Coach | 24-11/12-6 (T-3rd) | Champions (3-0) | NCAA First Round (0-1) |
| 2017-18 | Northern Kentucky (Horizon) | Head Coach | 22-10/15-3 (1st) | First Round (0-1) | NIT First Round (0-1) |
| 2018-19 | Northern Kentucky (Horizon) | Head Coach | 26-9/13-5 (T-1st) | Champions (3-0) | NCAA First Round (0-1) |
| Northern Kentucky Totals | | | 4 seasons | 81-51/45-27 | .614/.625 |

| SEASON | SCHOOL (CONF.) | POSITION | RECORD/LEAGUE (FINISH) | LEAGUE TOURNAMENT (RECORD) | POSTSEASON (RECORD) |
|--------------------------|------------------|------------|------------------------|----------------------------|---------------------|
| 2019-20 | Cincinnati (AAC) | Head Coach | 20-10/13-5 (T-1st) | N/A - COVID-19 | N/A - COVID-19 |
| 2020-21 | Cincinnati (AAC) | Head Coach | 5-7/3-4 | | |
| Cincinnati Totals | | | Second season | 25-17/16-9 | .595/.640 |

| | | | |
|-----------------------------|---------------------|---------------------|------------------|
| Head Coaching Totals | Sixth season | 107-69/61-36 | .608/.629 |
|-----------------------------|---------------------|---------------------|------------------|

BRANNEN'S RECORD AGAINST ALL OPPONENTS

| SCHOOL | W-L | SCHOOL | W-L | SCHOOL | W-L | SCHOOL | W-L | SCHOOL | W-L |
|----------------------|------------|----------------------|------------|------------------------|------------|--------------------------|------------|----------------------|------------|
| Alabama A&M | 1-0 | Eastern Kentucky | 1-1 | Kentucky | 0-1 | Northern Illinois | 2-0 | USF | 1-1 |
| Austin Peay | 0-1 | Eastern Washington | 1-0 | Lipscomb | 1-0 | Oakland | 4-5 | Valparaiso | 2-3 |
| Berea | 1-0 | East Tennessee State | 1-1 | Louisville | 0-1 | Ohio State | 0-1 | Vermont | 1-1 |
| Bowling Green | 0-1 | Fordham | 0-0 | Manhattan | 1-0 | Southeast Missouri State | 2-0 | Wabash | 1-0 |
| Brescia | 1-0 | Furman | 1-0 | UMBC | 1-1 | SMU | 2-0 | Western Kentucky | 0-0 |
| UCF | 1-3 | Georgia | 0-1 | Memphis | 1-2 | Temple | 3-0 | West Virginia | 0-2 |
| Cincinnati | 0-1 | Grand Canyon | 0-0 | Miami | 0-1 | Tennessee | 1-1 | Wichita State | 2-1 |
| Cleveland State | 5-4 | Green Bay | 5-3 | Miami (Ohio) | 2-0 | Texas A&M | 0-1 | Wilmington | 1-1 |
| Coastal Carolina | 1-0 | Houston | 1-1 | Michigan | 0-1 | Texas Tech | 0-1 | Wright State | 5-5 |
| Colgate | 0-1 | Illinois | 1-1 | Milwaukee | 7-3 | Tiffin | 1-0 | Xavier | 0-3 |
| Delaware | 1-0 | Illinois State | 1-0 | Morehead State | 3-1 | Toledo | 0-1 | Youngstown State | 7-2 |
| Detroit Mercy | 8-1 | IU-Kokomo | 1-0 | Nevada | 0-0 | Tulane | 1-1 | | |
| Drake | 1-0 | IUPUI | 3-1 | Norfolk State | 2-0 | Tulsa | 1-1 | | |
| Earlham | 1-0 | Iona | 1-0 | UNC Asheville | 1-0 | UConn | 1-1 | | |
| East Carolina | 2-0 | Iowa | 0-1 | North Carolina A&T | 0-1 | UIC | 6-2 | | |
| Eastern Illinois | 1-1 | James Madison | 1-0 | North Carolina Central | 0-1 | UNLV | 1-0 | | |

Possible 2020-21 opponents in boldface

THE LAST TIME...

TEAM

100 POINTS BY A TEAM

| | |
|-------------|---------------------------------------|
| By UC | 105 vs. Arkansas-Pine Bluff, 11/27/18 |
| By Opponent | 104 by UConn (40T), 3/11/16 |

90-99 POINTS BY A TEAM

| | |
|-------------|-------------------------------|
| By UC | 92 vs. Memphis, 2/13/20 |
| By Opponent | 91 by Bowling Green, 11/24/19 |

30-PLUS POINT WIN

| | |
|-------------|------------------------------------|
| By UC | 31 (75-44) vs. Tulsa, 1/8/20 |
| By Opponent | 38 (89-51) vs. Notre Dame, 3/10/11 |

60 PERCENT SHOOTING BY A TEAM

| | |
|-------------|--|
| By UC | .641 vs. Arkansas-Pine Bluff, 11/27/18 |
| By Opponent | .674 vs. Pittsburgh, 2/14/09 |

50 PERCENT SHOOTING BY A TEAM

| | |
|-------------|--------------------------|
| By UC | .563 vs. Furman, 12/9/20 |
| By Opponent | .568 by Tulsa, 1/2/21 |

CINCINNATI PLAYED A RANKED OPPONENT

| | |
|---------|-------------------------------------|
| UC Win | 64-62 vs. No. 21 Houston, 2/1/20 |
| UC Loss | 56-65 at No. 12 Tennessee, 12/12/20 |

SINGLE OVERTIME GAME

| | |
|---------|---------------------------------|
| UC Win | 70-67 at East Carolina, 2/16/20 |
| UC Loss | 72-71 (OT) at UConn, 2/9/20 |

DOUBLE OVERTIME GAME

| | |
|---------|------------------------------------|
| UC Win | 72-70 (2OT) vs. Georgetown, 3/8/12 |
| UC Loss | 89-87 (2OT) vs. UCF, 2/19/20 |

TRIPLE OVERTIME GAME

| | |
|---------|------------------------------------|
| UC Win | 75-73 (7OT*) vs. Bradley, 12/21/81 |
| UC Loss | 104-97 (4OT) vs. UConn, 3/11/16 |

* - NCAA record.

INDIVIDUAL

40 POINTS BY A PLAYER

| | |
|-------------|---|
| By UC | 41, Steve Logan vs. Southern Mississippi, 2/15/02 |
| By Opponent | 40, Trevon Bluiett, Xavier, 1/26/17 |

30 POINTS BY A PLAYER

| | |
|-------------|---|
| By UC | 30, Keith Williams at USF, 3/3/20 |
| By Opponent | 31, Corey Davis Jr., vs. Houston, 3/10/19 |

20 REBOUNDS BY A PLAYER

| | |
|-------------|-------------------------------------|
| By UC | 21 by Trevon Scott vs. UCF, 2/19/20 |
| By Opponent | four times |

15 REBOUNDS BY A PLAYER

| | |
|-------------|---|
| By UC | 19, Trevon Scott vs. Memphis, 2/13/20 |
| By Opponent | 15, Greg Monroe, vs. Georgetown, 3/6/10 |

TWO PLAYERS WITH 20 OR MORE POINTS IN SAME GAME

| | |
|-------------|---|
| By UC | Keith Williams (30), Trevon Scott (21) at USF, 3/3/20 |
| By Opponent | Daniel Hamilton (32), Jalen Adams (22) vs. UConn, 3/11/16 |

TWO PLAYERS WITH 10 OR MORE REBOUNDS IN SAME GAME

| | |
|-------------|---|
| By UC | Trevon Scott (11), Keith Williams (11) vs. East Carolina, 1/19/20 |
| By Opponent | Ben Moore (11), Sterling Brown (11) vs. SMU, 1/12/17 |

THREE PLAYERS WITH 10 OR MORE REBOUNDS IN SAME GAME

| | |
|-------|--|
| By UC | Gary Clark (10), Kyle Washington (10) & Troy Caupain (10) at Iowa State, 12/1/16 |
|-------|--|

10 ASSISTS BY A PLAYER

| | |
|-------------|-----------------------------------|
| By UC | 12, David DeJulius at SMU, 1/7/21 |
| By Opponent | 14, Kendric Davis at SMU, 1/7/21 |

FIVE STEALS BY A PLAYER

| | |
|-------------|---------------------------------------|
| By UC | 5, Chris McNeal vs. Iowa, 12/21/19 |
| By Opponent | 6, Tony Johnson Jr., vs. UCF, 2/19/20 |

FIVE BLOCKED SHOTS BY A PLAYER

| | |
|-------------|-------------------------------------|
| By UC | 5, Chris Vogt vs. Houston, 2/1/2/20 |
| By Opponent | 5, Tacko Fall, vs. UCF, 2/21/19 |

DOUBLE-DOUBLE BY A UC PLAYER

| | |
|---------|---|
| UC Win | Jeremiah Davenport (18 pts, 10 rebs) at SMU, 1/7/21 |
| UC Loss | Trevon Scott (17pts, 11 rebs) at No. 25 Houston, 3/1/20 |

DOUBLE-DOUBLES BY TWO UC PLAYERS

| | |
|-------|--|
| By UC | Trevon Scott (15 pts, 10 rebs) & Nysier Brooks (12 pts, 10 rebs) vs. Milwaukee, 11/16/18 |
|-------|--|

DOUBLE-DOUBLES BY THREE UC PLAYERS

| | |
|-------|--|
| By UC | Troy Caupain (37 pts, 10 rebs), Octavius Ellis (13 pts, 10 rebs) & Gary Clark (12 pts, 12 rebs) vs. UConn, 3/11/16 |
|-------|--|

TRIPLE-DOUBLE BY A UC PLAYER

| | |
|-------|--|
| By UC | Eric Hicks (22 pts., 12 rebs., 10 blks.) vs. Marquette, 1/7/06 |
|-------|--|

UC PLAYER LED TEAM IN POINTS, REBOUNDS & ASSISTS

| | |
|-------|--|
| By UC | Jarron Cumberland (28 pts, 9 rebs, 4 assts) vs. SMU, 1/28/20 |
|-------|--|

A PLAYER WON A GAME IN THE FINAL SECONDS

| | |
|-------------|---|
| By UC | Trevon Scott's tip-in with 2.8 seconds left UC defeats Temple 64-63, 3/7/20 |
| By Opponent | Roosevelt Jones layup with 0.1 left Butler defeats UC 78-76, 12/2/15 |

FOUR PLAYERS SCORED IN DOUBLE FIGURES

| | |
|-------|---|
| By UC | Trevon Scott (22), Jarron Cumberland (19), Keith Williams (17), Jaevin Cumberland (12) vs. UCF, 2/19/20 |
|-------|---|

FIVE PLAYERS SCORED IN DOUBLE FIGURES

| | |
|-------|---|
| By UC | Jeremiah Davenport (18), Mika Adams-Woods (14), Tari Eason (14), Zach Harvey (13), Keith Williams (12) at SMU, 1/7/21 |
|-------|---|

SIX PLAYERS SCORED IN DOUBLE FIGURES

| | |
|-------|--|
| By UC | Trevon Scott (25), Jarron Cumberland (15), Mika Adams-Woods (14), Keith Williams (11), Jaevin Cumberland (10) vs. Memphis, 2/13/20 |
|-------|--|

SEVEN PLAYERS SCORED IN DOUBLE FIGURES

| | |
|-------|--|
| By UC | Kevin Johnson (18), Jacob Evans (17), Justin Jenifer (13), Kyle Washington (12), Jarron Cumberland (11), Troy Caupain (10), Tre Scott (10) vs. Fairleigh Dickinson, 12/17/16 |
|-------|--|

EIGHT PLAYERS SCORED IN DOUBLE FIGURES

| | |
|-------|--|
| By UC | Farad Cobb (15), Shaq Thomas (14), Kevin Johnson (14), Coreontae DeBerry (12), Justin Jenifer (11), Quadri Moore (10), Jacob Evans (10), Ocatvius Ellis (10) vs. Robert Morris, 11/15/15 |
|-------|--|

THE POLLS

| ASSOCIATED PRESS POLL (FEB. 8) | | USA TODAY COACHES POLL (FEB. 8) | |
|-----------------------------------|--------------------------|------------------------------------|--------------------------|
| RK. | TEAM (FIRST PLACE VOTES) | RK. | TEAM (FIRST PLACE VOTES) |
| 1 | Gonzaga (55) | 1 | Gonzaga (28) |
| 2 | Baylor (8) | 2 | Baylor (4) |
| 3 | Michigan | 3 | Michigan |
| 4 | Ohio St. | 4 | Villanova |
| 5 | Villanova | 5 | Ohio St. |
| 6 | Illinois | 6 | Illinois |
| 7 | Texas Tech | 7 | Houston |
| 8 | Houston | 8 | Texas Tech |
| 9 | Virginia | 9 | Virginia |
| 10 | Missouri | 10 | Missouri |
| 11 | Alabama | 11 | Alabama |
| 12 | Oklahoma | 12 | Oklahoma |
| 13 | Texas | 13 | Texas |
| 14 | West Virginia | 14 | West Virginia |
| 15 | Iowa | 15 | Tennessee |
| 16 | Tennessee | 16 | Iowa |
| 17 | Florida State | 17 | Virginia Tech |
| 18 | Virginia Tech | 17 | Creighton |
| 19 | Creighton | 19 | Florida State |
| 20 | Southern California | 20 | Southern California |
| 21 | Wisconsin | 21 | Wisconsin |
| 22 | Loyola-Chicago | 22 | Oklahoma State |
| 23 | Oklahoma State | 23 | Loyola-Chicago |
| 24 | Purdue | 24 | UCLA |
| 25 | Rutgers | 25 | Purdue |

OTHERS RECEIVING VOTES:

Colorado 41; San Diego St. 38; Xavier 37; UCLA 35; Florida 29; Louisville 28; Belmont 25; Kansas 18; Drake 16; Minnesota 12; North Carolina 8; St. John's 7; Clemson 6; Toledo 6; Boise St. 3; Arkansas 3; Saint Louis 2; Brigham Young 1; VCU 1; UAB 1.

OTHERS RECEIVING VOTES:

Florida 43; Louisville 38; Rutgers 30; Kansas 30; Drake 23; San Diego St. 18; Colorado 15; Oregon 14; Belmont 13; Minnesota 12; Xavier 10; UAB 6; Utah St. 5; Clemson 5; Louisiana State 4; Winthrop 3; Seton Hall 3; Arkansas 3; Toledo 1; Saint Louis 1.

2020-21 AMERICAN ATHLETIC CONFERENCE

2020-21 AMERICAN CONFERENCE STANDINGS (THRU FEB. 9)

| TEAM | AAC | PCT. | OVERALL | PCT. |
|-------------------|------------|-------------|------------|-------------|
| Houston | 10-2 | .833 | 16-2 | .889 |
| Wichita State | 7-2 | .778 | 11-4 | .733 |
| Memphis | 8-3 | .727 | 12-6 | .667 |
| SMU | 6-4 | .600 | 10-4 | .714 |
| USF | 3-3 | .500 | 7-5 | .583 |
| Tulsa | 6-6 | .500 | 9-8 | .529 |
| CINCINNATI | 3-4 | .429 | 5-7 | .417 |
| Temple | 3-7 | .300 | 4-7 | .364 |
| UCF | 3-8 | .273 | 5-9 | .357 |
| East Carolina | 2-7 | .222 | 8-7 | .533 |
| Tulane | 2-7 | .222 | 7-7 | .500 |

2020-21 AAC COMPOSITE SCHEDULE

(Schedule listed below may not be most updated slate due to numerous cancellations and changes as a result of COVID-19.)

Wednesday, February 10

| | | |
|----------------------|--------|-------|
| Tulane at Tulsa | 5 p.m. | ESPN+ |
| Houston at USF | 7 p.m. | ESPNU |
| Wichita State at UCF | 7 p.m. | ESPN+ |

Friday, February 12

| | | |
|----------------------|--------|-------|
| Tulane at UCF | 7 p.m. | ESPN+ |
| Temple at Cincinnati | 7 p.m. | ESPN+ |

Sunday, February 14

| | | |
|----------------------|--------|-------|
| UCF at Cincinnati | 1 p.m. | ESPN+ |
| Memphis at Houston | 1 p.m. | ESPN |
| Tulane at USF | 2 p.m. | ESPNU |
| Wichita State at SMU | 4 p.m. | ESPNU |

Tuesday, February 16

| | | |
|-----------------|--------|-------|
| Temple at Tulsa | 7 p.m. | ESPNU |
|-----------------|--------|-------|

Wednesday, February 17

| | | |
|--------------------------|--------|-------|
| USF at UCF | 7 p.m. | ESPNU |
| East Carolina at Houston | 8 p.m. | ESPN+ |
| Tulane at SMU | 8 p.m. | ESPN+ |

CINCINNATI IN THE AMERICAN 2020-21 TEAM-INDIVIDUAL STATISTICS (THRU FEB. 9)

| TEAM | STAT | AAC | NCAA |
|--------------------|-------|------|------|
| Scoring | | | |
| Scoring Offense | 68.7 | 5th | |
| Scoring Defense | 70.3 | 10th | |
| Scoring Margin | -1.7 | 9th | |
| Free Throw Pct. | .650 | 9th | |
| Field Goal Pct. | .425 | 5th | |
| FG Pct. Defense | .445 | 10th | |
| 3-FG Pct. | .290 | 10th | |
| 3-FG Pct. Defense | .310 | 5th | |
| Rebounding Offense | 35.9 | 7th | |
| Rebounding Defense | 34.0 | 4th | |
| Rebound Margin | +1.9 | 5th | |
| Blocked Shots | 3.3 | T4th | |
| Assists | 15.0 | 4th | |
| Steals | 6.8 | 5th | |
| Turnover Margin | -0.83 | 8th | |
| Assist/TO Ratio | 1.0 | 8th | |
| Offensive Rebounds | 10.8 | 5th | |
| Defensive Rebounds | 25.1 | 9th | |
| 3-FG Made | 6.3 | T9th | |

* NCAA rankings list if in Top 50 only

INDIVIDUAL

| CATEGORY | STAT | AAC | NCAA |
|------------------------------|------|-------|------|
| Scoring | | | |
| Keith Williams | 15.4 | 6th | |
| David DeJulius | 10.3 | 19th | |
| Jeremiah Davenport | 10.0 | T22nd | |
| Rebounding | | | |
| Tari Eason | 5.8 | 11th | |
| Field Goal Percentage | | | |
| Tari Eason | .462 | 11th | |
| Jeremiah Davenport | .458 | 13th | |
| Assists | | | |
| David DeJulius | 5.0 | 2nd | |
| Steals | | | |
| Keith Williams | 1.3 | T9th | |
| 3-Point Percentage | | | |
| Zach Harvey | .455 | 2nd | |
| 3-Point FG Made | | | |
| Jeremiah Davenport | 1.6 | 13th | |
| Blocked Shots | | | |
| Tari Eason | 1.2 | 4th | |
| Chris Vogt | 0.8 | 8th | |
| Keith Williams | 0.8 | T11th | |
| Assist/Turnover Ratio | | | |
| David DeJulius | 2.4 | 4th | 46th |
| Offensive Rebounds | | | |
| Tari Eason | 2.3 | 5th | |
| Chris Vogt | 1.8 | 12th | |
| Defensive Rebounds | | | |
| David DeJulius | 4.6 | 10th | |
| Minutes Played | | | |
| David DeJulius | 31.3 | 11th | |
| Mika Adams-Woods | 27.3 | 27th | |
| Keith Williams | 26.7 | 29th | |

* NCAA rankings list if in Top 50 only

CINCINNATI'S WEEKLY RANKINGS

| ASSOCIATED PRESS | WEEK | USA TODAY |
|------------------|-----------|-----------|
| -- | Preseason | -- |
| -- | Nov. 30 | NA |
| -- | Dec. 7 | -- |
| -- | Dec. 14 | -- |
| -- | Dec. 21 | -- |
| -- | Dec. 28 | -- |
| -- | Jan. 4 | -- |
| -- | Jan. 11 | -- |
| -- | Jan. 18 | -- |
| -- | Jan. 25 | -- |
| -- | Feb. 1 | -- |
| -- | Feb. 8 | -- |

UC'S RECORD WHEN

| | 2020-21 |
|---------------------------------------|---------|
| Overall | 5-7 |
| Home games | 2-3 |
| Away games | 3-4 |
| Neutral site games | 0-0 |
| Conference games | 2-4 |
| vs. Top 25 teams | 0-1 |
| Overtime games | 0-0 |
| Lead at halftime | 3-0 |
| Trail at halftime | 1-6 |
| Tied at halftime | 1-1 |
| Lead with 10:00 left | 2-0 |
| Trail with 10:00 left | 3-7 |
| Tied with 10:00 left | 1-0 |
| Lead with 5:00 left | 3-0 |
| Trail with 5:00 left | 2-7 |
| Tied with 5:00 left | 0-0 |
| Lead with 2:00 left | 3-0 |
| Trail with 2:00 left | 0-7 |
| Tied with 2:00 left | 2-0 |
| Shoot better FG% | 4-1 |
| Shoot worse FG% | 1-6 |
| Shoot 50%-plus | 1-0 |
| Shoot below 50% | 3-7 |
| Opponent shoots 50%-plus | 0-2 |
| Opponent shoots below 50% | 4-4 |
| Opponent shoots below 40% | 2-2 |
| Make 7 or fewer 3FGs | 3-6 |
| Make 8 or more 3FGs | 2-1 |
| Shoot more FTs than opponent | 3-2 |
| Outrebounds opponent | 3-4 |
| Opponent outrebounds UC | 1-3 |
| Same number of rebounds | 1-0 |
| Commits fewer turnovers than opponent | 2-2 |
| Commits more turnovers than opponent | 3-4 |
| Commits same turnovers as opponent | 0-1 |
| Commits 12 or fewer turnovers | 1-2 |
| Outscores opponent bench | 4-4 |
| 1-3 point games | 2-1 |
| 4-5 point games | 1-2 |
| 6-10 point games | 1-3 |
| 11-19 point games | 1-0 |
| 20-plus point games | 0-1 |
| Scores 59 or fewer points | 0-1 |
| Scores 60-69 points | 3-3 |
| Scores 70 or more points | 2-3 |
| Scores 80 or more points | 0-0 |
| Holds opponent to 50 or fewer points | 0-0 |
| Holds opponent to 51-60 points | 2-0 |
| Holds opponent to 61-70 points | 2-2 |
| Opponent scores 70-plus points | 1-3 |
| Opponent scores 80-plus points | 0-2 |
| November | 0-0 |
| December | 2-5 |
| January | 1-2 |
| February | 2-0 |
| March | 0-0 |
| Monday | 0-0 |
| Tuesday | 0-1 |
| Wednesday | 2-1 |
| Thursday | 2-0 |
| Friday | 0-0 |
| Saturday | 0-4 |
| Sunday | 1-1 |
| After a win | 1-2 |
| After a loss | 3-5 |

BEARCATS STARTING LINEUPS

| OPPONENT | UC STARTERS |
|------------------|---|
| Lipscomb | DeJulius, Adams-Woods, Williams, Ivanauskas, Vogt |
| Xavier | DeJulius, Adams-Woods, Williams, Ivanauskas, Vogt |
| Furman | DeJulius, Adams-Woods, Williams, Eason, Vogt |
| at Tennessee | DeJulius, Adams-Woods, Williams, Eason, Vogt |
| USF | DeJulius, Adams-Woods, Williams, Eason, Vogt |
| at Georgia | DeJulius, Adams-Woods, Williams, Ivanauskas, Vogt |
| at UCF | DeJulius, Adams-Woods, Williams, Eason, Vogt |
| Tulsa | DeJulius, Adams-Woods, Williams, Eason, Vogt |
| at SMU | DeJulius, Adams-Woods, Williams, Davenport, Eason |
| at Wichita State | DeJulius, Adams-Woods, Williams, Davenport, Eason |
| East Carolina | Postponed |
| at Temple | Postponed |
| at Houston | Postponed |
| Wichita State | Postponed |
| at USF | Postponed |
| at Temple | DeJulius, Saunders, Banks, Davenport, Vogt |
| at Tulane | DeJulius, Saunders, Williams, Davenport, Vogt |
| at Memphis | Postponed |
| Temple | |
| UCF | |
| at Houston | |
| at Tulsa | |
| Tulane | |
| Memphis | |
| SMU | |
| at East Carolina | |

RECORD BY STARTING LINEUPS

| UC STARTERS | RECORD |
|---|--------|
| DeJulius, Adams-Woods, Williams, Ivanauskas, Vogt | 1-2 |
| DeJulius, Adams-Woods, Williams, Eason, Vogt | 1-4 |
| DeJulius, Adams-Woods, Williams, Davenport, Eason | 1-1 |
| DeJulius, Saunders, Banks, Davenport, Vogt | 1-0 |
| DeJulius, Saunders, Williams, Davenport, Vogt | 1-0 |

PLAYERS IN DOUBLE FIGURES

| # OF PLAYERS | 0 | 1 | 2 | 3 | 4 | 5 | 6 | 7 |
|-------------------|---|---|---|---|---|---|---|---|
| TIMES THIS SEASON | 0 | 1 | 4 | 6 | 0 | 1 | 0 | 0 |

LEADS & DEFICITS

| |
|--|
| LARGEST LEAD OF SEASON - 14 pts (17:13, 2nd half vs. Furman [12/9/20]) |
| LARGEST LEAD LOST IN DEFEAT - 7 pts (16:25, 1st half at Wichita State [1/10/21]) |
| LARGEST DEFICIT OF SEASON - 25 pts (3:31; 2nd half at Georgia [12/19/20]) |
| LARGEST DEFICIT OVERCOME IN VICTORY - 9 pts (10:23 1st half vs. Lipscomb [12/2/20]) & 9 pts (7:45 1st half at SMU [1/7/21]) |

OVERTIME RECORDS

| UC'S OVERALL RECORD | 62-58 |
|---------------------|-------|
| 1 OT Games | 53-46 |
| 2 OT Games | 8-9 |
| 3 OT Games | 0-1 |
| 4 OT Games | 0-2 |
| 7 OT Games | 1-0 |

| RECORDS IN OVERTIME GAMES | | |
|---------------------------|-------|------|
| Home | 31-18 | .633 |
| Schmidlapp Gym | 3-4 | .429 |
| Schmidt Fieldhouse | 0-1 | .000 |
| Music Hall | 0-1 | .000 |
| Armory Fieldhouse | 5-4 | .556 |
| Cincinnati Gardens | 3-2 | .600 |
| U.S. Bank Arena | 3-1 | .750 |
| Fifth Third Arena | 16-5 | .762 |
| Away | 19-31 | .380 |
| Neutral | 12-9 | .571 |

Current Streak: Lost 1

Longest Winning Streak: 5 (Tay Baker - 1966-67)

Longest Losing Streak: 4 (Bob Ruess, 1943 - John Weithe, 1950)

- Cincinnati's seven overtime games in 2019-20 were a school record (previous record was six during the 1966-67 season), AAC record and are one shy of the NCAA record of eight overtime games set by Western Kentucky (1978), Portland (1984) and Valparaiso (1993).
- Cincinnati's four consecutive overtime games from Feb. 9, 2020 through Feb. 19, 2020 tied the NCAA record set by Jacksonville (1982), Illinois State (1985) and Dayton (1988).
- On Dec. 21, 1981 UC & Bradley played an NCAA-record 70T game (UC won, 75-73)
- Cincinnati has been involved in two of the five NCAA tournament championship games to go into overtime. The Bearcats defeated Ohio State, 70-65, in 1961, but lost to Loyola (Ill.), 60-58, in 1963.
- In 1966-67, Cincinnati played six overtime games, winning five. The Bearcats were 5-0 at home in overtime games that season, an NCAA record.

| UC COACHES IN OVERTIME GAMES | | | |
|------------------------------------|----------|------------|-------------|
| COACH (YEARS) | NO. | RECORD | PCT. |
| Mick Cronin (2006-2019) | 27 | 15-12 | .556 |
| Bob Huggins (1989-2005) | 25 | 14-11 | .560 |
| Tay Baker (1965-72) | 9 | 7-2 | .778 |
| Ed Jucker (1960-65) | 9 | 4-5 | .444 |
| Ed Badger (1978-83) | 8 | 3-5 | .375 |
| John Brannen (2019-Present) | 7 | 4-3 | .571 |
| Tony Yates (1983-89) | 7 | 2-5 | .286 |
| John Wiethe (1946-52) | 5 | 1-4 | .200 |
| George Smith (1952-60) | 4 | 3-1 | .750 |
| Gale Catlett (1972-78) | 4 | 2-2 | .500 |
| Frank Rice (1928-32) | 4 | 1-3 | .250 |
| Boyd Chambers (1918-28) | 3 | 3-0 | 1.000 |
| Clark Ballard (1939-42) | 2 | 2-0 | 1.000 |
| Andy Kennedy (2005-06) | 2 | 1-1 | .250 |
| Tay Brown (1933-37) | 2 | 0-2 | .000 |
| John Halliday (1932-33) | 1 | 0-1 | .000 |
| Bob Ruess (1942-44) | 1 | 0-1 | .000 |

SPECIALTY STATISTICS

| OPPONENT | RESULT | OFF TO | IN PAINT | 2ND CHANCE | FAST BREAK | BENCH |
|-------------------|-----------|---------------|-----------------|-------------------|-------------------|--------------|
| Lipscomb | | 4 | 28 | 6 | 10 | 10 |
| at Cincinnati | W, 67-55 | 19 | 40 | 11 | 13 | 13 |
| Xavier | | 9 | 28 | 0 | 12 | 19 |
| at Cincinnati | L, 69-77 | 16 | 36 | 3 | 17 | 12 |
| Furman | | 15 | 30 | 8 | 2 | 2 |
| at Cincinnati | W, 78-73 | 10 | 44 | 8 | 10 | 21 |
| at Tennessee | | 14 | 22 | 8 | 4 | 20 |
| Cincinnati | L, 56-65 | 11 | 28 | 2 | 14 | 20 |
| USF | | 16 | 38 | 13 | 11 | 18 |
| at Cincinnati | L, 71-74 | 16 | 34 | 15 | 10 | 20 |
| at Georgia | | 27 | 46 | 12 | 27 | 15 |
| Cincinnati | L, 68-83 | 17 | 40 | 18 | 16 | 34 |
| at UCF | | 26 | 30 | 10 | 13 | 12 |
| Cincinnati | L, 70-75 | 7 | 34 | 9 | 21 | 28 |
| Tulsa | | 12 | 36 | 4 | 4 | 28 |
| at Cincinnati | L, 66-70 | 10 | 28 | 17 | 10 | 24 |
| at SMU | | 20 | 44 | 4 | 20 | 22 |
| Cincinnati | W, 76-69 | 15 | 32 | 4 | 29 | 16 |
| at Wichita State | | 28 | 44 | 14 | 12 | 41 |
| at Cincinnati | L, 76-82 | 11 | 38 | 16 | 14 | 34 |
| East Carolina | | | | | | |
| at Cincinnati | Postponed | | | | | |
| at Temple | | | | | | |
| Cincinnati | Postponed | | | | | |
| at Houston | | | | | | |
| Cincinnati | Postponed | | | | | |
| Wichita State | | | | | | |
| at Cincinnati | Postponed | | | | | |
| at USF | | | | | | |
| Cincinnati | Postponed | | | | | |
| at Temple | | 17 | 26 | 1 | 8 | 10 |
| Cincinnati | W, 63-60 | 13 | 22 | 6 | 16 | 20 |
| at Tulane | | 14 | 30 | 10 | 13 | 6 |
| Cincinnati | W, 64-61 | 13 | 34 | 13 | 8 | 21 |
| at Memphis | | | | | | |
| Cincinnati | Postponed | | | | | |
| Temple | | | | | | |
| at Cincinnati | | | | | | |
| UCF | | | | | | |
| at Cincinnati | | | | | | |
| at Houston | | | | | | |
| Cincinnati | | | | | | |
| at Tulsa | | | | | | |
| Cincinnati | | | | | | |
| Tulane | | | | | | |
| at Cincinnati | | | | | | |
| Memphis | | | | | | |
| at Cincinnati | | | | | | |
| SMU | | | | | | |
| at Cincinnati | | | | | | |
| at East Carolina | | | | | | |
| Cincinnati | | | | | | |
| TOTALS | | OFF TO | IN PAINT | 2ND CHANCE | FAST BREAK | BENCH |
| CINCINNATI | | 157 | 410 | 122 | 178 | 263 |
| AVERAGE | | 13.1 | 34.2 | 10.1 | 14.8 | 21.9 |
| OPPONENTS | | 202 | 402 | 90 | 136 | 203 |
| AVERAGE | | 16.8 | 33.5 | 7.5 | 11.3 | 16.9 |



0

DAVID DeJULIUSG • 6-0 • 195 • JR-TR
Detroit, Mich.

1

ZACH HARVEYG • 6-5 • 195 • SO-1L
Overland Park, Kan.

2

KEITH WILLIAMSG • 6-5 • 215 • SR-3L
Brooklyn, N.Y.

3

MIKE SAUNDERS JR.G • 6-0 • 190 • FR-HS
Indianapolis, Ind.

13

TARI EASONF • 6-8 • 215 • FR-HS
Seattle, Wash.

20

MAMOUDOU DIARRAF • 6-9 • 225 • R-JR-2L
Bamako, Mali

23

MIKA ADAMS-WOODSG • 6-3 • 185 • SO-1L
Syracuse, N.Y.

24

JEREMIAH DAVENPORTG • 6-7 • 205 • SO-1L
Cincinnati, Ohio

30

VIKTOR LAKHINF • 6-11 • 228 • FR-HS
Anapa, Russia

31

SAM MARTING • 5-10 • 170 • SR-3L
Cincinnati, Ohio

33

CHRIS VOGTC • 7-1 • 260 • SR-1L
Mayfield, Ky.

43

ROB BANKSF • 6-5 • 210 • SO-1L
Bracknell, England

44

ADAM COOKF • 6-6 • 180 • SR-1L
Marysville, Ohio

45

MASON MADSENG • 6-4 • 190 • FR-HS
Rochester, Minn.

55

GABE MADSENG • 6-5 • 195 • FR-HS
Rochester, Minn.**JOHN BRANNEN**HEAD COACH
Second Season**JAYSON GEE**ASSISTANT COACH
Second Season**SEAN DWYER**ASSISTANT COACH
Second Season**TIM MORRIS**ASSISTANT COACH
Second Season

CINCINNATI PLAYER SEASON & CAREER HIGHS

| #0 - DAVID DEJULIUS | | Career |
|--|-------------|--------------------------------|
| 2020-21 Season | | |
| 26 at Temple, 2/4/21 | Pts | 26 at Temple, 2/4/21 |
| 18 at Temple, 2/4/21 | FG Atts | 18 at Temple, 2/4/21 |
| 10 at Temple, 2/4/21 | FG Made | 12 at Iowa, 1/17/20# |
| 11 at Temple, 2/4/21 | 3PT-FG Atts | 11 at Temple, 2/4/21 |
| 4 at Temple, 2/4/21 | 3PT-FG Made | 4, 2x (last at Temple, 2/4/21) |
| 4, 3x (last at Temple, 2/4/21) | FT Atts | 10 vs. Purdue, 1/9/20# |
| 4 vs. Xavier, 12/6/20 | FT Made | 7 vs. Purdue, 1/9/20# |
| 9, 2x (last at SMU, 1/7/21) | Rebs | 9, 2x (last at SMU, 1/7/21) |
| 12 at SMU, 1/7/21 | Assts | 12 at SMU, 1/7/21 |
| 4 vs. Tulsa, 1/2/21 | Stls | 4 vs. Tulsa, 1/2/21 |
| 1 vs. USF, 12/16/20 | Blks | 1, 2x (last vs. USF, 12/16/20) |
| 36 at Tulane, 2/7/21 | Mins | 36 at Tulane, 2/7/21 |
| # - Statistics from playing career at Michigan | | |

| #1 - ZACH HARVEY | | Career |
|--|-------------|-------------------------------|
| 2020-21 Season | | |
| 19 at Wichita State, 1/10/21 | Pts | 19 at Wichita State, 1/10/21 |
| 10 at Wichita State, 1/10/21 | FG Atts | 10 at Wichita State, 1/10/21 |
| 7 at Wichita State, 1/10/21 | FG Made | 7 at Wichita State, 1/10/21 |
| 4 at Wichita State, 1/10/21 | 3PT-FG Atts | 4 at Wichita State, 1/10/21 |
| 4 at Wichita State, 1/10/21 | 3PT-FG Made | 4 at Wichita State, 1/10/21 |
| 5 at SMU, 1/7/21 | FT Atts | 5 at SMU, 1/7/21 |
| 4 at SMU, 1/7/21 | FT Made | 4 at SMU, 1/7/21 |
| 3, 3x (last at Wichita State, 1/10/21) | Rebs | 5 vs. Wichita State, 2/23/20 |
| 2, 2x (last vs. USF, 12/17/20) | Assts | 4, 2x (last vs. ECU, 1/19/20) |
| 1, 3x (last at Wichita State, 1/10/21) | Stls | 2 vs. Wichita State, 2/23/20 |
| 0 | Blks | 2 vs. Vermont, 12/3/19 |
| 26 at Wichita State, 1/10/21 | Mins | 27 vs. Valparaiso, 11/25/19 |

| #2 - KEITH WILLIAMS | | Career |
|--------------------------------|-------------|--------------------------------|
| 2020-21 Season | | |
| 27 vs. Furman, 12/10/20 | Pts | 30 at USF, 3/3/20 |
| 21 at Tulane, 2/7/21 | FG Atts | 21 at Tulane, 2/7/21 |
| 10 vs. Furman, 12/10/20 | FG Made | 12 at USF, 3/3/20 |
| 5, 2x (last at Temple, 2/4/21) | 3PT-FG Atts | 5, 6x (last at Temple, 2/4/21) |
| 2, 3x (last at Temple, 2/4/21) | 3PT-FG Made | 4 vs. Vermont, 12/3/19 |
| 14 vs. Tulsa, 1/2/21 | FT Atts | 14 vs. Tulsa, 1/2/21 |
| 9 vs. Tulsa, 1/2/21 | FT Made | 9, 3x (last vs. Tulsa, 1/2/21) |
| 10 at UCF, 12/22/20 | Rebs | 11 vs. ECU, 1/19/20 |
| 4 at SMU, 1/7/21 | Assts | 5, 3x (last at ECU, 2/16/20) |
| 2, 7x (last at Tulane, 2/7/21) | Stls | 4, 4x (last at USF, 3/3/20) |
| 2, 2x (last at SMU, 1/7/21) | Blks | 3, 3x (last at UConn, 2/9/20) |
| 36 vs. Furman, 12/10/20 | Mins | 46 vs. UCF, 2/19/20 |

| #3 - MIKE SAUNDERS JR. | | Career |
|--------------------------------|-------------|--------------------------------|
| 2020-21 Season | | |
| 8 vs. USF, 12/16/20 | Pts | 8 vs. USF, 12/16/20 |
| 4 vs. USF, 12/16/20 | FG Atts | 4 vs. USF, 12/16/20 |
| 2 vs. USF, 12/16/20 | FG Made | 2 vs. USF, 12/16/20 |
| 2, 2x (last at Temple, 2/4/21) | 3PT-FG Atts | 2, 2x (last at Temple, 2/4/21) |
| 0 | 3PT-FG Made | 0 |
| 4 vs. USF, 12/16/20 | FT Atts | 4 vs. USF, 12/16/20 |
| 4 vs. USF, 12/16/20 | FT Made | 4 vs. USF, 12/16/20 |
| 4 at UCF, 12/22/20 | Rebs | 4 at UCF, 12/22/20 |
| 4 vs. USF, 12/16/20 | Assts | 4 vs. USF, 12/16/20 |
| 2 at Tulane, 2/7/21 | Stls | 2 at Tulane, 2/7/21 |
| 0 | Blks | 0 |
| 20 at UCF, 12/22/20 | Mins | 20 at UCF, 12/22/20 |

| #13 - TARI EASON | | Career |
|------------------------------------|-------------|------------------------------------|
| 2020-21 Season | | |
| 14 at SMU, 1/7/21 | Pts | 14 at SMU, 1/7/21 |
| 10, 3x (last at SMU, 1/7/21) | FG Atts | 10, 3x (last at SMU, 1/7/21) |
| 6 at Tulane, 2/7/21 | FG Made | 6 at Tulane, 2/7/21 |
| 5 at Tennessee, 12/12/20 | 3PT-FG Atts | 5 at Tennessee, 12/12/20 |
| 1, 4x (last at SMU, 1/7/21) | 3PT-FG Made | 1, 4x (last at SMU, 1/7/21) |
| 6 vs. USF, 12/16/20 | FT Atts | 6 vs. USF, 12/16/20 |
| 4 vs. USF, 12/16/20 | FT Made | 4 vs. USF, 12/16/20 |
| 9, 2x (last at Tulane, 2/7/21) | Rebs | 9, 2x (last at Tulane, 2/7/21) |
| 3, 2x (last at Tulane, 2/7/21) | Assts | 3, 2x (last at Tulane, 2/7/21) |
| 2, 6x (last at Tulane, 2/7/21) | Stls | 2, 6x (last at Tulane, 2/7/21) |
| 4 at SMU, 1/7/21 | Blks | 4 at SMU, 1/7/21 |
| 26, 2x (last at Georgia, 12/19/20) | Mins | 26, 2x (last at Georgia, 12/19/20) |

| #20 - MAMOUDOU DIARRA | | Career |
|--|-------------|---------------------------------|
| 2020-21 Season | | |
| 4 vs. Furman, 12/10/20 | Pts | 12 vs. Temple, 3/7/20 |
| 3 at Wichita State, 1/10/21 | FG Atts | 6, 4x (last vs. Temple, 3/7/20) |
| 1, 3x (last at Wichita State, 1/10/21) | FG Made | 4, 2x (last vs. Temple, 3/7/20) |
| 1 vs. Lipscomb, 12/2/20 | 3PT-FG Atts | 2 vs. Temple, 3/7/20 |
| 0 | 3PT-FG Made | 1, 7x (last vs. Temple, 3/7/20) |
| 2 vs. Furman, 12/10/20 | FT Atts | 6 at USF, 3/3/20 |
| 2 vs. Furman, 12/10/20 | FT Made | 4, 2x (last at USF, 3/3/20) |
| 3 at SMU, 1/7/21 | Rebs | 9 vs. Alabama A&M, 11/14/19 |
| 2 vs. Xavier, 12/6/20 | Assts | 2 vs. Xavier, 12/6/20) |
| 1 at SMU, 1/7/21 | Stls | 2, 2x (last at USF, 3/3/20) |
| 0 | Blks | 2, 4x (last vs. Temple, 3/7/20) |
| 12 at SMU, 1/7/21 | Mins | 24 vs. Temple, 3/7/20 |


| #23 - MIKA ADAMS-WOODS | | Career |
|--------------------------------|-------------|-----------------------------------|
| 2020-21 Season | | |
| 16 vs. Lipscomb, 12/2/20 | Pts | 16 vs. Lipscomb, 12/2/20 |
| 14 vs. Lipscomb, 12/2/20 | FG Atts | 14 vs. Lipscomb, 12/2/20 |
| 6 vs. Lipscomb, 12/2/20 | FG Made | 6 vs. Lipscomb, 12/2/20 |
| 5, 3x (last at SMU, 1/7/21) | 3PT-FG Atts | 7 vs. Memphis, 2/13/20 |
| 4 at SMU, 1/7/21 | 3PT-FG Made | 4 at SMU, 1/7/21 |
| 6 at Temple, 2/4/21 | FT Atts | 6 at Temple, 2/4/21 |
| 4 vs. Furman, 12/10/20 | FT Made | 4, 4x (last vs. Furman, 12/10/20) |
| 4 at SMU, 1/7/21 | Rebs | 6 at ECU, 2/16/20 |
| 3, 2x (last at Temple, 2/4/21) | Assts | 5, 2x (last at UCF, 1/11/20) |
| 2, 4x (last at Tulane, 2/7/21) | Stls | 2, 8x (last at SMU, 1/7/21) |
| 1, 3x (last at SMU, 1/7/21) | Blks | 2 vs. SMU, 1/28/20 |
| 33 vs. Lipscomb, 12/2/20 | Mins | 40 at ECU, 2/16/20 |

| #24 - JEREMIAH DAVENPORT | | Career |
|---------------------------------|-------------|-----------------------------------|
| 2020-21 Season | | |
| 18, 2x (last at SMU, 1/7/21) | Pts | 18, 2x (last at SMU, 1/7/21) |
| 13, 3x (last at Temple, 2/4/21) | FG Atts | 13, 3x (last at Temple, 2/4/21) |
| 7 at SMU, 1/7/21 | FG Made | 7 at SMU, 1/7/21 |
| 8, 2x (last at Temple, 2/4/21) | 3PT-FG Atts | 8, 2x (last at Temple, 2/4/21) |
| 4 at Tennessee, 12/12/20 | 3PT-FG Made | 8 at SMU, 1/7/21 |
| 6 at Georgia, 12/19/20 | FT Atts | 6, 2x (last at Georgia, 12/19/20) |
| 5 at Georgia, 12/19/20 | FT Made | 5, 2x (last at Georgia, 12/19/20) |
| 10 at SMU, 1/7/21 | Rebs | 10 at SMU, 1/7/21 |
| 4 vs. Lipscomb, 12/2/20 | Assts | 4 vs. Lipscomb, 12/2/20 |
| 2, 2x (last at Temple, 2/4/21) | Stls | 2, 2x (last at Temple, 2/4/21) |
| 1 at Georgia, 12/19/20 | Blks | 1 at Georgia, 12/19/20 |
| 36 at Temple, 2/4/21 | Mins | 36 at Temple, 2/4/21 |

| #33 - CHRIS VOGT | | Career |
|--|-------------|---------------------------------|
| 2020-21 Season | | |
| 13 vs. USF, 12/16/20 | Pts | 21, 2x (last at Tulane, 1/4/20) |
| 12 vs. USF, 12/16/20 | FG Atts | 13 vs. Green Bay, 1/24/19# |
| 6 vs. Lipscomb, 12/2/20 | FG Made | 9, 3x (last at Tulane, 1/4/20) |
| 0 | 3PT-FG Atts | 0 |
| 0 | 3PT-FG Made | 0 |
| 6, 3x (last at Temple, 2/4/21) | FT Atts | 9, 2x (last at Temple, 1/22/20) |
| 3, 3x (last at Temple, 2/4/21) | FT Made | 8 at Temple, 1/22/20 |
| 7 vs. Lipscomb, 12/2/20 | Rebs | 14 vs. Green Bay, 1/24/19# |
| 4 vs. Furman, 12/10/20 | Assts | 4 vs. Furman, 12/10/20 |
| 1 at Georgia, 12/19/20 | Stls | 3 at Wichita State, 2/6/20 |
| 3 vs. Lipscomb, 12/2/20 | Blks | 5 vs. Houston, 2/1/20 |
| 32, 2x (last vs. Xavier, 12/6/20) | Mins | 41 at UConn, 2/9/20 |
| #- Statistics from playing career at Northern Kentucky | | |

| #45 - MASON MADSEN | | Career |
|--------------------------------|-------------|--------------------------------|
| 2020-21 Season | | |
| 4 at Wichita State, 1/10/21 | Pts | 4 at Wichita State, 1/10/21 |
| 3 at Wichita State, 1/10/21 | FG Atts | 3 at Wichita State, 1/10/21 |
| 2 at Wichita State, 1/10/21 | FG Made | 2 at Wichita State, 1/10/21 |
| 3 at Tulane, 2/7/21 | 3PT-FG Atts | 1, 3x (last at Temple, 2/4/21) |
| 1, 2x (last at Tulane, 2/7/21) | 3PT-FG Made | 1 at SMU, 1/7/21 |
| 0 | FT Atts | 0 |
| 0 | FT Made | 0 |
| 4 at Temple, 2/4/21 | Rebs | 4 at Temple, 2/4/21 |
| 2 at Tulane, 2/7/21 | Assts | 2 at Tulane, 2/7/21 |
| 1 at Tulane, 2/7/21 | Stls | 1 at Tulane, 2/7/21 |
| 0 | Blks | 0 |
| 20 at Temple, 2/4/21 | Mins | 20 at Temple, 2/4/21 |

| #55 - GABE MADSEN | | Career |
|-----------------------------------|-------------|-----------------------------------|
| 2020-21 Season | | |
| 3 at Georgia, 12/19/20 | Pts | 3 at Georgia, 12/19/20 |
| 2 vs. Lipscomb, 12/2/20 | FG Atts | 2 vs. Lipscomb, 12/2/20 |
| 1 at Georgia, 12/19/20 | FG Made | 1 at Georgia, 12/19/20 |
| 2 vs. Lipscomb, 12/2/20 | 3PT-FG Atts | 2 vs. Lipscomb, 12/2/20 |
| 1 at Georgia, 12/19/20 | 3PT-FG Made | 1 at Georgia, 12/19/20 |
| 0 | FT Atts | 0 |
| 0 | FT Made | 0 |
| 1, 2x (last at Georgia, 12/19/20) | Rebs | 1, 2x (last at Georgia, 12/19/20) |
| 0 | Assts | 0 |
| 1 vs. Lipscomb, 12/2/20 | Stls | 1 vs. Lipscomb, 12/2/20 |
| 0 | Blks | 0 |
| 7 at Georgia, 12/19/20 | Mins | 7 at Georgia, 12/19/20 |



#0 DAVID DEJULIUS

GUARD • 6-0 • 195 • JUNIOR • TR • DETROIT, MICH. (EAST ENGLISH VILLAGE PREP ACADEMY/MICHIGAN)

CONFERENCE AWARDS

» AAC Weekly Honor Roll (2x: 2/8/21; 12/14/20)

MOMENTS

» Scored a career-high 26 points on 10-of-18 shooting with four 3-pointers and three steals at Temple (2/4)
» Handed out 12 assists at SMU (1/7/21) the most by a Bearcat since Steve Logan (16 assists in 2001-02).
» Scored 20 points on 6-of-10 shooting with a trio of 3-pointers at Maryland (3/8/20).
» Made four 3-pointers against Presbyterian (12/21/19).

2020-21 Season (Junior): Had 12 points, seven rebounds and four assists at Tulane (2/7) ... scored a career-high 26 points on 10-of-18 shooting with four 3-pointers and three steals at Temple (2/4) ... posted 12 points, six rebounds and a game-high seven assists at Wichita State (1/10) ... handed out a career-high 12 assists to go with nine rebounds at SMU (1/7) ... posted nine points with four assists vs. Tulsa (1/2) ... tallied 11 points, seven assists and three steals at No. 12 Tennessee (12/12) ... pulled down a career-high nine rebounds vs. Furman (12/9) ... through first two games of the season, recorded 10 assists without a turnover (54 minutes of action) ... registered 16 points with five rebounds, six assists and zero turnovers in 29 minutes against Xavier (12/6) ... tallied eight points, six rebounds, four assists and no turnovers in his Bearcat debut vs. Lipscomb (12/2).

Prior to Cincinnati: Transferred from Michigan where he played the 2018-19 and 2019-20 seasons with the Wolverines ... saw action in 31 games as a sophomore in 2019-20, serving as the squad's sixth man while averaging 7.0 points, 2.4 rebounds and 1.5 assists in 20.9 minutes ... scored a career-high 20 points on 6-of-10 shooting with a trio of 3-pointers in the regular-season finale at No. 9 Maryland (3/9) ... listed on ESPN's Top 100 for the Class of 2018, tabbed as the fifth-best prospect in the state of Michigan and ranked as a four-star recruit by Rivals.com and 247Sports.com coming out of East English Village Preparatory Academy in Detroit ... tabbed a finalist for the state's Mr. Basketball award and named a two-time Class A First Team selection by the Associated Press (2017, 2018) ... chosen as a two-time Detroit News All-Detroit First Team honoree (2017, 2018) ... averaged 26.3 points, 8.1 assists and 7.7 rebounds as a senior at East English Village, including a 49-point effort against Chicago Orr ... averaged 25.0 points, 6.0 assists and 3.0 rebounds with 76 3-pointers a junior.

Personal: Born Aug. 9, 1999 in Detroit, Michigan ... son of Latrice Halthon and Ladell DeJulius ... has one brother, Terrell Thornton, and three sisters, Aaliyah DeJulius, Cerisse DeJulius and Latrice DeJulius ... right-handed.

SEASON & CAREER STATISTICS

| 2020-21 Season | | Career |
|--------------------------------|-------------|--------------------------------|
| 26 at Temple, 2/4/21 | Pts | 26 at Temple, 2/4/21 |
| 18 at Temple, 2/4/21 | FG Atts | 18 at Temple, 2/4/21 |
| 10 at Temple, 2/4/21 | FG Made | 12 at Iowa, 1/17/20# |
| 11 at Temple, 2/4/21 | 3PT-FG Atts | 11 at Temple, 2/4/21 |
| 4 at Temple, 2/4/21 | 3PT-FG Made | 4, 2x (last at Temple, 2/4/21) |
| 4, 3x (last at Temple, 2/4/21) | FT Atts | 10 vs. Purdue, 1/9/20# |
| 4 vs. Xavier, 12/6/20 | FT Made | 7 vs. Purdue, 1/9/20# |
| 9, 2x (last at SMU, 1/7/21) | Rebs | 9, 2x (last at SMU, 1/7/21) |
| 12 at SMU, 1/7/21 | Assts | 12 at SMU, 1/7/21 |
| 4 vs. Tulsa, 1/2/21 | Stls | 4 vs. Tulsa, 1/2/21 |
| 1 vs. USF, 12/16/20 | Blks | 1, 2x (last vs. USF, 12/16/20) |
| 36 at Tulane, 2/7/21 | Mins | 36 at Tulane, 2/7/21 |

- Statistics from playing career at Michigan

MISCELLANEOUS STATISTICS

| CATEGORY | 2018-19 | 2019-20 | 2020-21 | CAREER |
|--------------------------------|---------|---------|---------|--------|
| Double-Figure Scoring Games | 0 | 11 | 5 | 16 |
| Double-Figure Rebounding Games | 0 | 0 | 0 | 0 |
| Double-Double Games | 0 | 0 | 0 | 0 |
| 20-Point Scoring Games | 0 | 1 | 1 | 2 |
| Games Led Team in Scoring | 0 | 1 | 1 | 2 |
| Games Led Team in Rebounding | 0 | 3 | 2 | 5 |
| Games Led Team in Assists | 0 | 1 | 10 | 11 |
| Games With 3+ Assists | 0 | 8 | 10 | 18 |
| Games With 3+ Blocks | 0 | 0 | 0 | 0 |
| Games With 3+ Steals | 0 | 0 | 2 | 2 |
| Games With 3+ 3-Pointers | 0 | 2 | 1 | 3 |

CAREER STATISTICS

DEJULIUS, David

| | | | | Field Goals | | 3-Point | | F-Throws | | Rebounds | | | | | | | | | Scoring | |
|--------------|------|-------|-----------|-------------|------|---------|------|----------|------|----------|-----|-----|-----|-------|-----|----|-----|-----|---------|------|
| SEASON | TEAM | GP-GS | MIN/AVG | FG-FGA | FG% | 3FG-FGA | 3FG% | FT-FTA | FT% | OFF | DEF | TOT | AVG | PF-FO | AST | TO | BLK | STL | PTS | AVG |
| 2018-19 | Mich | 25-0 | 98/3.9 | 6-30 | .200 | 1-15 | .067 | 1-6 | .167 | 1 | 11 | 12 | 0.5 | 11-0 | 5 | 5 | 0 | 5 | 14 | 0.6 |
| 2019-20 | Mich | 31-1 | 647/20.9 | 75-180 | .417 | 30-83 | .361 | 37-51 | .725 | 7 | 68 | 75 | 2.4 | 37-0 | 47 | 20 | 1 | 13 | 217 | 7.0 |
| 2020-21 | UC | 12-12 | 378/31.5 | 46-121 | .380 | 13-57 | .228 | 19-23 | .826 | 4 | 55 | 59 | 4.9 | 24-0 | 60 | 25 | 1 | 10 | 124 | 10.3 |
| TOTAL FOR UC | | 12-12 | 378/31.5 | 46-121 | .380 | 13-57 | .228 | 19-23 | .826 | 4 | 55 | 59 | 4.9 | 24-0 | 60 | 25 | 1 | 10 | 124 | 10.3 |
| TOTAL | | 68-13 | 1123/16.5 | 127-331 | .384 | 44-155 | .284 | 57-80 | .713 | 12 | 134 | 146 | 2.1 | 72-0 | 112 | 50 | 2 | 28 | 355 | 5.2 |



#0 DAVID DEJULIUS

GUARD • 6-0 • 195 • JUNIOR • TR • DETROIT, MICH. (EAST ENGLISH VILLAGE PREP ACADEMY/MICHIGAN)

GAME-BY-GAME STATISTICS

2020-21 (JUNIOR - CINCINNATI)

#00 DEJULIUS, David

| Opponent | Date | GS | MIN | Total | | 3-Pointers | | Free throws | | Rebounds | | | PF | A | T/O | BLK | STL | PTS | AVG |
|----------------|------------|----|-----------|--------|------|------------|------|-------------|-------|----------|-----|-----|-----|----|-----|-----|-----|-----|------|
| | | | | FG-FGA | PCT | 3FG-3FGA | PCT | FT-FTA | PCT | OFF | DEF | TOT | | | | | | | |
| Lipscomb | 12/02/2020 | * | 34:24 | 3-7 | .429 | 2-5 | .400 | 0-0 | .000 | 0 | 6 | 6 | 6.0 | 1 | 4 | 0 | 0 | 8 | 8.0 |
| Xavier | 12/06/2020 | * | 29:17 | 6-11 | .545 | 0-2 | .000 | 4-4 | 1.000 | 1 | 4 | 5 | 5.5 | 3 | 6 | 0 | 1 | 16 | 12.0 |
| Furman | 12/09/2020 | * | 30:22 | 1-5 | .200 | 0-3 | .000 | 5-6 | .833 | 0 | 9 | 9 | 6.7 | 2 | 5 | 3 | 0 | 7 | 10.3 |
| at Tennessee | 12/12/2020 | * | 33:50 | 5-17 | .294 | 1-6 | .167 | 0-0 | .000 | 1 | 3 | 4 | 6.0 | 1 | 7 | 2 | 0 | 3 | 11.0 |
| South Fla. | 12/16/2020 | * | 24:12 | 2-5 | .400 | 1-4 | .250 | 0-0 | .000 | 0 | 1 | 1 | 5.0 | 2 | 2 | 0 | 1 | 5 | 9.4 |
| at Georgia | 12/19/2020 | * | 27:25 | 3-9 | .333 | 1-5 | .200 | 0-0 | .000 | 0 | 3 | 3 | 4.7 | 3 | 1 | 3 | 0 | 1 | 7.0 |
| at UCF | 12/22/2020 | * | 27:16 | 4-8 | .500 | 0-3 | .000 | 1-1 | 1.000 | 1 | 2 | 3 | 4.4 | 2 | 5 | 4 | 0 | 9 | 9.0 |
| Tulsa | 01/02/2021 | * | 32:52 | 4-12 | .333 | 1-6 | .167 | 0-0 | .000 | 0 | 2 | 2 | 4.1 | 2 | 4 | 1 | 0 | 9 | 9.0 |
| at SMU | 01/07/2021 | * | 33:42 | 1-7 | .143 | 0-3 | .000 | 0-0 | .000 | 0 | 9 | 9 | 4.7 | 1 | 12 | 3 | 0 | 1 | 2.8 |
| at Wichita St. | 01/10/2021 | * | 32:53 | 4-11 | .364 | 1-4 | .250 | 3-4 | .750 | 0 | 6 | 6 | 4.8 | 3 | 7 | 2 | 0 | 12 | 8.6 |
| at Temple | 02/04/2021 | * | 35:18 | 10-18 | .556 | 4-11 | .364 | 2-4 | .500 | 0 | 4 | 4 | 4.7 | 3 | 3 | 4 | 0 | 3 | 26.0 |
| at Tulane | 02/07/2021 | * | 36:20 | 3-11 | .273 | 2-5 | .400 | 4-4 | 1.000 | 1 | 6 | 7 | 4.9 | 1 | 4 | 3 | 0 | 1 | 12.0 |
| Totals | | | 12 377:51 | 46-121 | .380 | 13-57 | .228 | 19-23 | .826 | 4 | 55 | 59 | 4.9 | 24 | 60 | 25 | 1 | 10 | 12.4 |

Player Averages

| Games Played | Minutes/game | Points/game | FG Pct | 3FG Pct | FT Pct | Rebounds/game | Assists/game | Turnovers/game | Assist/Turnover ratio | Steals/game | Blocks/game |
|--------------|--------------|-------------|--------|---------|--------|---------------|--------------|----------------|-----------------------|-------------|-------------|
| 12 | 31.5 | 10.3 | 38.0 | 22.8 | 82.6 | 4.9 | 5.0 | 2.1 | 2.4 | 0.8 | 0.1 |

2019-20 (SOPHOMORE SEASON - MICHIGAN)

#00 DEJULIUS, David

| Opponent | Date | GS | MIN | Total | | 3-Pointers | | Free throws | | Rebounds | | | PF | A | T/O | BLK | STL | PTS | AVG |
|-------------------|------------|----|----------|--------|------|------------|------|-------------|-------|----------|-----|-----|-----|----|-----|-----|-----|-----|------|
| | | | | FG-FGA | PCT | 3FG-3FGA | PCT | FT-FTA | PCT | OFF | DEF | TOT | | | | | | | |
| Appalachian St. | 11/05/2019 | | 28:52 | 0-3 | .000 | 0-1 | .000 | 0-2 | .000 | 0 | 2 | 2 | 2.0 | 2 | 3 | 0 | 0 | 1 | 0.0 |
| Creighton | 11/12/2019 | | 28:24 | 2-4 | .500 | 1-3 | .333 | 4-4 | 1.000 | 0 | 7 | 7 | 4.5 | 0 | 1 | 1 | 0 | 9 | 4.5 |
| Elon | 11/15/2019 | | 25:03 | 4-6 | .667 | 2-4 | .500 | 0-0 | .000 | 1 | 7 | 8 | 5.7 | 1 | 0 | 2 | 0 | 10 | 6.3 |
| Houston Baptist | 11/22/2019 | | 18:12 | 4-9 | .444 | 2-4 | .500 | 0-1 | .000 | 1 | 3 | 4 | 5.3 | 0 | 2 | 2 | 0 | 10 | 7.3 |
| vs Iowa St. | 11/27/2019 | | 21:54 | 5-6 | .833 | 2-3 | .667 | 2-2 | 1.000 | 0 | 3 | 3 | 4.8 | 1 | 0 | 1 | 0 | 14 | 8.6 |
| vs North Carolina | 11/28/2019 | | 22:52 | 5-9 | .556 | 1-3 | .333 | 0-0 | .000 | 0 | 1 | 1 | 4.2 | 1 | 2 | 1 | 0 | 11 | 9.0 |
| vs Gonzaga | 11/29/2019 | | 21:58 | 3-5 | .600 | 3-5 | .600 | 0-2 | .000 | 0 | 1 | 1 | 3.7 | 1 | 1 | 1 | 0 | 9 | 9.0 |
| at Louisville | 12/03/2019 | | 18:33 | 0-3 | .000 | 0-2 | .000 | 2-2 | 1.000 | 0 | 3 | 3 | 3.6 | 1 | 1 | 0 | 0 | 2 | 8.1 |
| Iowa | 12/06/2019 | | 18:05 | 1-6 | .167 | 0-2 | .000 | 0-0 | .000 | 0 | 0 | 0 | 3.2 | 0 | 3 | 0 | 0 | 2 | 7.4 |
| at Illinois | 12/11/2019 | | 18:41 | 3-7 | .429 | 0-1 | .000 | 1-1 | 1.000 | 0 | 2 | 2 | 3.1 | 1 | 1 | 0 | 0 | 1 | 7.4 |
| Oregon | 12/14/2019 | | 23:40 | 5-9 | .556 | 2-5 | .400 | 2-3 | .667 | 0 | 0 | 0 | 2.8 | 1 | 0 | 1 | 0 | 2 | 14.8 |
| Presbyterian | 12/21/2019 | | 22:24 | 4-8 | .500 | 4-7 | .571 | 0-0 | .000 | 0 | 1 | 1 | 2.7 | 0 | 0 | 0 | 0 | 12 | 8.3 |
| UMass Lowell | 12/29/2019 | | 21:41 | 1-5 | .200 | 1-3 | .333 | 0-0 | .000 | 0 | 1 | 1 | 2.5 | 2 | 1 | 2 | 0 | 3 | 7.9 |
| at Michigan St. | 01/05/2020 | | 18:29 | 3-9 | .333 | 0-2 | .000 | 2-2 | 1.000 | 1 | 1 | 2 | 2.5 | 3 | 1 | 1 | 1 | 1 | 8.7 |
| Purdue | 01/09/2020 | | 30:51 | 2-5 | .400 | 0-1 | .000 | 7-10 | .700 | 0 | 1 | 1 | 2.4 | 1 | 6 | 0 | 0 | 1 | 11.8 |
| at Minnesota | 01/12/2020 | | 20:53 | 2-6 | .333 | 2-4 | .500 | 0-0 | .000 | 0 | 3 | 3 | 2.4 | 2 | 0 | 1 | 0 | 1 | 6.8 |
| at Iowa | 01/17/2020 | | 18:47 | 5-12 | .417 | 0-3 | .000 | 0-0 | .000 | 4 | 4 | 8 | 2.5 | 2 | 4 | 0 | 0 | 10 | 8.1 |
| Penn St. | 01/22/2020 | | 14:20 | 0-3 | .000 | 0-1 | .000 | 2-2 | 1.000 | 0 | 1 | 1 | 2.4 | 2 | 0 | 1 | 0 | 1 | 2.8 |
| Illinois | 01/25/2020 | | 19:14 | 3-5 | .600 | 1-2 | .500 | 0-0 | .000 | 0 | 3 | 3 | 2.5 | 0 | 0 | 1 | 0 | 7 | 7.7 |
| at Nebraska | 01/28/2020 | * | 33:50 | 1-7 | .143 | 0-2 | .000 | 3-5 | .600 | 0 | 4 | 4 | 2.6 | 2 | 3 | 1 | 0 | 5 | 7.6 |
| vs Rutgers | 02/01/2020 | | 05:59 | 0-2 | .000 | 0-0 | .000 | 0-0 | .000 | 0 | 0 | 0 | 2.4 | 1 | 0 | 0 | 0 | 0 | 7.2 |
| Ohio St. | 02/04/2020 | | 17:38 | 2-5 | .400 | 1-2 | .500 | 0-0 | .000 | 0 | 3 | 3 | 2.5 | 1 | 2 | 1 | 0 | 5 | 7.1 |
| Michigan St. | 02/08/2020 | | 16:35 | 4-10 | .400 | 2-7 | .286 | 0-0 | .000 | 0 | 1 | 1 | 2.4 | 0 | 0 | 1 | 0 | 10 | 7.3 |
| at Northwestern | 02/12/2020 | | 21:27 | 3-6 | .500 | 1-2 | .500 | 0-0 | .000 | 0 | 6 | 6 | 2.5 | 1 | 7 | 0 | 0 | 7 | 7.3 |
| Indiana | 02/16/2020 | | 20:49 | 1-2 | .500 | 0-0 | .000 | 0-0 | .000 | 0 | 1 | 1 | 2.5 | 1 | 3 | 0 | 0 | 2 | 7.0 |
| at Purdue | 02/19/2020 | | 21:14 | 3-6 | .500 | 1-3 | .333 | 3-4 | .750 | 0 | 2 | 2 | 2.5 | 2 | 0 | 1 | 0 | 10 | 7.2 |
| at Purdue | 02/22/2020 | | 23:45 | 2-5 | .400 | 1-3 | .333 | 1-2 | .500 | 2 | 1 | 3 | 2.5 | 0 | 3 | 1 | 0 | 2 | 6.1 |
| Wisconsin | 02/27/2020 | | 20:04 | 1-3 | .333 | 0-0 | .000 | 0-0 | .000 | 0 | 3 | 3 | 2.5 | 4 | 0 | 0 | 0 | 2 | 6.9 |
| at Ohio St. | 03/01/2020 | | 14:03 | 0-1 | .000 | 0-1 | .000 | 2-2 | 1.000 | 1 | 1 | 2 | 2.5 | 0 | 2 | 0 | 0 | 2 | 6.8 |
| Nebraska | 03/05/2020 | | 18:59 | 0-3 | .000 | 0-1 | .000 | 1-2 | .500 | 1 | 1 | 2 | 2.5 | 2 | 1 | 0 | 0 | 1 | 6.6 |
| at Maryland | 03/08/2020 | | 19:57 | 6-10 | .600 | 3-6 | .500 | 5-5 | 1.000 | 0 | 1 | 1 | 2.4 | 2 | 0 | 0 | 0 | 1 | 20.7 |
| Totals | | | 1 647:11 | 75-180 | .417 | 30-83 | .361 | 37-51 | .725 | 7 | 68 | 75 | 2.4 | 37 | 47 | 20 | 1 | 13 | 21.7 |

Player Averages

| Games Played | Minutes/game | Points/game | FG Pct | 3FG Pct | FT Pct | Rebounds/game | Assists/game | Turnovers/game | Assist/Turnover ratio | Steals/game | Blocks/game |
|--------------|--------------|-------------|--------|---------|--------|---------------|--------------|----------------|-----------------------|-------------|-------------|
| 31 | 20.9 | 7.0 | 41.7 | 36.1 | 72.5 | 2.4 | 1.5 | 0.6 | 2.4 | 0.4 | 0.0 |

2018-19 (FRESHMAN SEASON - MICHIGAN)

#0 DEJULIUS, David

| Opponent | Date | GS | MIN | Total | | 3-Pointers | | Free throws | | Rebounds | | | PF | A | T/O | BLK | STL | PTS | AVG |
|----------------------|------------|----|---------|--------|-------|------------|------|-------------|------|----------|-----|-----|-----|----|-----|-----|-----|-----|-----|
| | | | | FG-FGA | PCT | 3FG-3FGA | PCT | FT-FTA | PCT | OFF | DEF | TOT | | | | | | | |
| Norfolk St. | 11/06/2018 | | 04:26 | 0-1 | .000 | 0-1 | .000 | 0-0 | .000 | 0 | 1 | 1 | 1.0 | 1 | 0 | 1 | 0 | 0 | 0.0 |
| Holy Cross | 11/10/2018 | | 00:55 | 0-0 | .000 | 0-0 | .000 | 0-0 | .000 | 0 | 0 | 0 | 0.5 | 0 | 0 | 0 | 0 | 0 | 0.0 |
| at Villanova | 11/14/2018 | | 03:20 | 1-2 | .500 | 1-2 | .500 | 1-2 | .500 | 0 | 0 | 0 | 0.3 | 0 | 0 | 0 | 0 | 4 | 1.3 |
| vs George Washington | 11/17/2018 | | 06:00 | 0-1 | .000 | 0-1 | .000 | 0-0 | .000 | 0 | 0 | 0 | 0.3 | 1 | 1 | 1 | 0 | 0 | 0.0 |
| vs Providence | 11/18/2018 | | 03:00 | 0-1 | .000 | 0-1 | .000 | 0-0 | .000 | 0 | 0 | 0 | 0.2 | 1 | 0 | 0 | 0 | 0 | 0.8 |
| Chattanooga | 11/23/2018 | | 06:33 | 0-3 | .000 | 0-2 | .000 | 0-0 | .000 | 0 | 0 | 0 | 0.2 | 0 | 1 | 1 | 0 | 1 | 0.7 |
| Purdue | 12/01/2018 | | 01:16 | 0-0 | .000 | 0-0 | .000 | 0-0 | .000 | 0 | 0 | 0 | 0.1 | 1 | 0 | 0 | 0 | 0 | 0.6 |
| Air Force | 12/22/2018 | | 03:56 | 0-0 | .000 | 0-0 | .000 | 0-2 | .000 | 0 | 0 | 0 | 0.1 | 0 | 0 | 0 | 0 | 0 | 0.5 |
| Binghamton | 12/30/2018 | | 02:12 | 1-1 | 1.000 | 0-0 | .000 | 0-0 | .000 | 0 | 0 | 0 | 0.1 | 0 | 0 | 0 | 0 | 1 | 2.7 |
| Indiana | 01/06/2019 | | 00:42 | 0-0 | .000 | 0-0 | .000 | 0-0 | .000 | 0 | 0 | 0 | 0.1 | 0 | 0 | 0 | 0 | 0 | 0.6 |
| Northwestern | 01/13/2019 | | 02:19 | 0-1 | .000 | 0-0 | .000 | 0-0 | .000 | 0 | 1 | 1 | 0.2 | 0 | 0 | 0 | 0 | 1 | 0.5 |
| at Indiana | 01/25/2019 | | 01:28 | 0-1 | .000 | 0-1 | .000 | 0-0 | .000 | 0 | 0 | 0 | 0.2 | 0 | 0 | 0 | 0 | 0 | 0.5 |
| Ohio St. | 01/29/2019 | | 01:21 | 0-1 | .000 | 0-0 | .000 | 0-0 | .000 | 0 | 1 | 1 | 0.2 | 0 | 0 | 0 | 0 | 0 | 0.5 |
| at Iowa | 02/01/2019 | | 04:07 | 0-1 | .000 | 0-1 | .000 | 0-0 | .000 | 1 | 0 | 1 | 0.3 | 0 | 0 | 0 | 0 | 0 | 0.4 |
| Maryland | 02/16/2019 | | 05:45 | 1-2 | .500 | 0-1 | .000 | 0-0 | .000 | 0 | 0 | 0 | 0.3 | 0 | 0 | 0 | 0 | 1 | 2.5 |
| at Minnesota | 02/21/2019 | | 02:57 | 1-1 | 1.000 | 0-0 | .000 | 0-0 | .000 | 0 | 1 | 1 | 0.3 | 1 | 0 | 0 | 0 | 2 | 0.6 |
| Michigan St. | 02/24/2019 | | 03:58 | 0-1 | .000 | 0-0 | .000 | 0-0 | .000 | 0 | 0 | 0 | 0.3 | 1 | 0 | 0 | 0 | 0 | 0.6 |
| Nebraska | 02/28/2019 | | 16:19 | 1-4 | .250 | 0-1 | .000 | 0-1 | .000 | 0 | 4 | 4 | 0.5 | 2 | 0 | 1 | 0 | 2 | 0.7 |
| at Maryland | 03/03/2019 | | 06:17 | 0-1 | .000 | 0-0 | .000 | 0-0 | .000 | 0 | 1 | 1 | 0.5 | 0 | 0 | 0 | 0 | 0 | 0.6 |
| at Michigan St. | 03/09/2019 | | 07:09 | 1-5 | .200 | 0-1 | .000 | 0-1 | .000 | 0 | 1 | 1 | 0.5 | 1 | 2 | 0 | 1 | 2 | 0.7 |
| vs Villanova | 03/15/2019 | | 01:40 | 0-0 | .000 | 0-0 | .000 | 0-0 | .000 | 0 | 0 | 0 | 0.1 | 1 | 0 | 0 | 0 | 0 | 0.5 |
| vs Minnesota | 03/16/2019 | | 06:07 | 0-2 | .000 | 0-2 | .000 | 0-0 | .000 | 0 | 1 | 0.5 | 0.2 | 0 | 0 | 0 | 0 | 0 | 0.6 |
| vs Montana | 03/21/2019 | | 03:24 | 0-0 | .000 | 0-0 | .000 | 0-0 | .000 | 0 | 0 | 0 | 0.5 | 0 | 1 | 0 | 0 | 0 | 0.6 |
| vs Florida | 03/23/2019 | | 00:25 | 0-0 | .000 | 0-0 | .000 | 0-0 | .000 | 0 | 0 | 0 | 0.5 | 0 | 0 | 0 | 0 | 0 | 0.6 |
| vs Texas Tech | 03/28/2019 | | 01:17 | 0-0 | .000 | 0-0 | .000 | 0-0 | .000 | 0 | 0 | 0 | 0.5 | 0 | 0 | 0 | 0 | 0 | 0.6 |
| Totals | | | 0 98:02 | 6-30 | .200 | 1-15 | .067 | 1-6 | .167 | 1 | 11 | 12 | 0.5 | 11 | 5 | 5 | 5 | 14 | 0.6 |



#1 ZACH HARVEY

GUARD • 6-5 • 195 • SOPHOMORE • 1L • OVERLAND PARK, KAN. (HAYDEN HS/PROLIFIC PREP ACADEMY [CALIF.]

CONFERENCE AWARDS

» AAC Weekly Honor Roll (1/11/21)

MOMENTS

» Playing in his home state, scored a career-high 19 points with four 3-pointers at Wichita State (1/10/21).

2020-21 Season (Sophomore): Posted a career-high 19 points with four 3-pointers at Wichita State (1/10/21) ... scored 13 points on 4-of-7 shooting with a 3-pointer at SMU (1/7) ... tallied eight points with a steal vs. Tulsa (1/2) ... scored 15 points on 5-of-6 shooting at UCF (12/22) ... tallied seven points with an assist vs. Lipscomb (12/2).

2019-20 Season (Freshman): Played in 26 games as a reserve, averaging 1.8 points, 0.7 rebounds and 0.7 assists in 8.6 minutes ... scored a season-high eight points on 3-of-3 shooting with five rebounds in 13 minutes against Wichita State (2/23) ... posted six points with four assists vs. ECU (1/19).

Prior to Cincinnati: Originally reclassified to the 2020 class in September 2018 before reverting to the 2019 class ... as a 2020 prospect, tabbed a four-star prospect by 247Sports.com (No. 48) and Rivals.com (No. 50) ... was listed as the ninth-best shooting guard in the nation for the 2020 class by 247Sports.com ... attended Prolific Prep Academy in Napa, Calif., during the 2018-19 season, averaging 16.5 points, 4.9 assists and 4.8 rebounds through 11 games before an ankle injury sidelined him for the remainder of the year ... The squad posted a 29-7 record, advancing to the semifinals of the Grind Session National Championship ... played on the Under Armour Circuit for KC Run GMC during the 2018 summer, averaging 16.3 points and 3.6 rebounds while shooting 45.7 percent from the floor and 36.7 percent from three-point range ... earned class 4A-II all-state honors from both the Topeka Capital-Journal and Wichita Eagle as a junior after helping lead Hayden High School in Topeka to the state championship in 2017-18 ... averaged 23.1 points and scored a game-high 34 points with six 3-pointers in the state championship game ... participated in the 2016 USA Basketball Junior National Team October minicamp and 2017 USA Basketball Men's U16 National Team training camp.

Personal: Born Feb. 23, 2001 in Kansas City, Kansas ... son of DeCorey Harvey ... has one brother, Noah Jacobson ... uncle, Jeff Dieterich, member of track and field team (threw the javelin) at Kansas ... right-handed.

SEASON & CAREER STATISTICS

| 2020-21 Season | | Career |
|--|-------------|-------------------------------|
| 19 at Wichita State, 1/10/21 | Pts | 19 at Wichita State, 1/10/21 |
| 10 at Wichita State, 1/10/21 | FG Atts | 10 at Wichita State, 1/10/21 |
| 7 at Wichita State, 1/10/21 | FG Made | 7 at Wichita State, 1/10/21 |
| 4 at Wichita State, 1/10/21 | 3PT-FG Atts | 4 at Wichita State, 1/10/21 |
| 4 at Wichita State, 1/10/21 | 3PT-FG Made | 4 at Wichita State, 1/10/21 |
| 5 at SMU, 1/7/21 | FT Atts | 5 at SMU, 1/7/21 |
| 4 at SMU, 1/7/21 | FT Made | 4 at SMU, 1/7/21 |
| 3, 3x (last at Wichita State, 1/10/21) | Rebs | 5 vs. Wichita State, 2/23/20 |
| 2, 2x (last vs. USF, 12/17/20) | Assts | 4, 2x (last vs. ECU, 1/19/20) |
| 1, 3x (last at Wichita State, 1/10/21) | Stls | 2 vs. Wichita State, 2/23/20 |
| 0 | Blks | 2 vs. Vermont, 12/3/19 |
| 26 at Wichita State, 1/10/21 | Mins | 27 vs. Valparaiso, 11/25/19 |

MISCELLANEOUS STATISTICS

| CATEGORY | 2019-20 | 2020-21 | CAREER |
|--------------------------------|---------|---------|--------|
| Double-Figure Scoring Games | 0 | 3 | 3 |
| Double-Figure Rebounding Games | 0 | 0 | 0 |
| Double-Double Games | 0 | 0 | 0 |
| 20-Point Scoring Games | 0 | 0 | 0 |
| Games Led Team in Scoring | 0 | 1 | 1 |
| Games Led Team in Rebounding | 0 | 0 | 0 |
| Games Led Team in Assists | 1 | 0 | 1 |
| Games With 3+ Assists | 2 | 0 | 2 |
| Games With 3+ Blocks | 0 | 0 | 0 |
| Games With 3+ Steals | 0 | 0 | 0 |
| Games With 3+ 3-Pointers | 0 | 1 | 1 |

GAME-BY-GAME STATISTICS

2020-21 (SOPHOMORE SEASON)

#1 HARVEY, Zach

| Opponent | Date | GS | MIN | Total | | 3-Pointers | | Free Throws | | Rebounds | | PF | A | T/O | BLK | STL | PTS | AVG | | | |
|----------------|------------|----|-------|--------|-------|------------|-------|-------------|------|----------|-----|-----|-----|-----|-----|-----|-----|-----|-----|-----|-----|
| | | | | FG-FGA | PCT | 3FG-3FGA | PCT | FT-FTA | PCT | OFF | DEF | TOT | AVG | | | | | | | | |
| Lipscomb | 12/02/2020 | | 15:04 | 3-6 | .500 | 1-3 | .333 | 0-0 | .000 | 1 | 1 | 2 | 2.0 | 0 | 1 | 0 | 0 | 7 | 7.0 | | |
| Xavier | 12/06/2020 | | 04:28 | 0-0 | .000 | 0-0 | .000 | 0-0 | .000 | 0 | 0 | 0 | 0 | 0 | 0 | 0 | 0 | 0 | 3.5 | | |
| Furman | 12/09/2020 | | 10:55 | 0-1 | .000 | 0-0 | .000 | 0-0 | .000 | 0 | 0 | 0 | 0.7 | 0 | 0 | 1 | 0 | 0 | 2.3 | | |
| at Tennessee | 12/12/2020 | | 20:59 | 1-4 | .250 | 0-3 | .000 | 0-0 | .000 | 0 | 1 | 1 | 0.8 | 2 | 2 | 0 | 0 | 2 | 2.3 | | |
| South Fla. | 12/16/2020 | | 15:24 | 1-2 | .500 | 1-2 | .500 | 0-0 | .000 | 0 | 0 | 0 | 0.6 | 2 | 2 | 1 | 0 | 3 | 2.4 | | |
| at Georgia | 12/19/2020 | | 13:32 | 1-6 | .167 | 0-2 | .000 | 0-1 | .000 | 0 | 0 | 0 | 0.5 | 5 | 0 | 2 | 0 | 1 | 2.3 | | |
| at UCF | 12/22/2020 | | 23:31 | 5-6 | .833 | 2-3 | .667 | 3-4 | .750 | 1 | 2 | 3 | 0.9 | 1 | 0 | 0 | 0 | 15 | 4.1 | | |
| Tulsa | 01/02/2021 | | 19:16 | 3-6 | .500 | 1-2 | .500 | 1-3 | .333 | 0 | 1 | 1 | 0.9 | 3 | 0 | 0 | 0 | 1 | 8.4 | | |
| at SMU | 01/07/2021 | | 18:15 | 4-7 | .571 | 1-3 | .333 | 4-5 | .800 | 1 | 2 | 3 | 1.1 | 2 | 1 | 2 | 0 | 13 | 5.6 | | |
| at Wichita St. | 01/10/2021 | | 25:48 | 7-10 | .700 | 4-4 | 1.000 | 1-3 | .333 | 1 | 2 | 3 | 1.3 | 3 | 1 | 2 | 0 | 1 | 19 | 6.9 | |
| Totals | | | 0 | 167:12 | 25-48 | .521 | 10-22 | .455 | 9-16 | .563 | 4 | 9 | 13 | 1.3 | 18 | 7 | 8 | 0 | 3 | 69 | 6.9 |

Player Averages

| Games Played | Minutes/game | Points/game | FG Pct | 3FG Pct | FT Pct | Rebounds/game | Assists/game | Turnovers/game | Assist/Turnover ratio | Steals/game | Blocks/game |
|--------------|--------------|-------------|--------|---------|--------|---------------|--------------|----------------|-----------------------|-------------|-------------|
| 10 | 16.7 | 6.9 | 52.1 | 45.5 | 56.3 | 1.3 | 0.7 | 0.8 | 0.9 | 0.3 | 0.0 |

2019-20 (FRESHMAN SEASON)

#23 HARVEY, Zach

| Opponent | Date | GS | MIN | Total | | 3-Pointers | | Free throws | | Rebounds | | PF | A | T/O | BLK | STL | PTS | AVG | | |
|------------------|------------|-------|--------|--------|------|------------|------|-------------|------|----------|-----|-----|-----|-----|-----|-----|-----|-----|-----|-----|
| | | | | FG-FGA | PCT | 3FG-3FGA | PCT | FT-FTA | PCT | OFF | DEF | | | | | | | | TOT | AVG |
| at Ohio St. | 11/06/2019 | 02:11 | 0-1 | .000 | 0-0 | .000 | 1-2 | .500 | 1 | 0 | 1 | 1.0 | 0 | 0 | 0 | 0 | 1 | 1.0 | | |
| Drake | 11/11/2019 | 14:35 | 1-4 | .250 | 0-1 | .000 | 0-1 | .000 | 0 | 0 | 0 | 0.5 | 1 | 1 | 0 | 0 | 1 | 2.5 | | |
| Alabama A&M | 11/14/2019 | 12:12 | 1-1 | 1.000 | 0-0 | .000 | 2-4 | .500 | 0 | 2 | 2 | 1.0 | 1 | 2 | 0 | 0 | 4 | 2.3 | | |
| vs Illinois St. | 11/22/2019 | 03:00 | 0-0 | .000 | 0-0 | .000 | 0-0 | .000 | 0 | 0 | 0 | 0.8 | 1 | 0 | 0 | 0 | 0 | 1.8 | | |
| vs Bowling Green | 11/24/2019 | 10:00 | 1-2 | .500 | 0-0 | .000 | 1-2 | .500 | 0 | 0 | 0 | 0.6 | 0 | 0 | 1 | 0 | 3 | 2.0 | | |
| vs Valparaiso | 11/25/2019 | 27:00 | 0-0 | .000 | 0-0 | .000 | 3-4 | .750 | 0 | 1 | 1 | 0.7 | 3 | 4 | 2 | 0 | 3 | 2.2 | | |
| UNLV | 11/30/2019 | 08:22 | 0-2 | .000 | 0-0 | .000 | 0-0 | .000 | 0 | 0 | 0 | 0.6 | 1 | 1 | 1 | 0 | 0 | 0.9 | | |
| Vermont | 12/03/2019 | 02:31 | 0-0 | .000 | 0-0 | .000 | 0-0 | .000 | 0 | 1 | 1 | 0.6 | 1 | 0 | 1 | 2 | 0 | 1.6 | | |
| Colgate | 12/14/2019 | 02:41 | 0-2 | .000 | 0-1 | .000 | 0-0 | .000 | 0 | 0 | 0 | 0.6 | 0 | 0 | 1 | 1 | 0 | 1.4 | | |
| vs Iowa | 12/21/2019 | 02:07 | 0-0 | .000 | 0-0 | .000 | 0-0 | .000 | 0 | 0 | 0 | 0.5 | 2 | 0 | 0 | 0 | 0 | 1.3 | | |
| UConn | 01/01/2020 | 03:23 | 0-2 | .000 | 0-1 | .000 | 0-0 | .000 | 1 | 1 | 2 | 0.6 | 1 | 0 | 0 | 0 | 1 | 1.2 | | |
| Tulsa | 01/08/2020 | 03:23 | 0-0 | .000 | 0-0 | .000 | 0-1 | .000 | 0 | 1 | 1 | 0.7 | 1 | 0 | 0 | 0 | 0 | 1.1 | | |
| at UCF | 01/11/2020 | 05:25 | 1-1 | 1.000 | 0-0 | .000 | 0-0 | .000 | 0 | 0 | 0 | 0.6 | 0 | 0 | 0 | 0 | 2 | 1.2 | | |
| East Carolina | 01/19/2020 | 12:58 | 1-3 | .333 | 1-2 | .500 | 3-4 | .750 | 0 | 1 | 1 | 0.6 | 2 | 4 | 0 | 0 | 1 | 6.5 | | |
| at Temple | 01/22/2020 | 00:52 | 0-0 | .000 | 0-0 | .000 | 0-0 | .000 | 0 | 0 | 0 | 0.6 | 2 | 1 | 0 | 0 | 0 | 1.4 | | |
| SMU | 01/28/2020 | 09:43 | 2-3 | .667 | 1-2 | .500 | 0-0 | .000 | 0 | 1 | 1 | 0.6 | 3 | 1 | 0 | 0 | 5 | 1.6 | | |
| Houston | 02/01/2020 | 18:19 | 1-1 | 1.000 | 1-1 | 1.000 | 1-2 | .500 | 0 | 0 | 0 | 0.6 | 2 | 0 | 2 | 0 | 1 | 4.8 | | |
| at Wichita St. | 02/06/2020 | 05:13 | 0-0 | .000 | 0-0 | .000 | 0-0 | .000 | 0 | 0 | 0 | 0.6 | 1 | 0 | 0 | 0 | 0 | 1.7 | | |
| at UConn | 02/09/2020 | 05:33 | 0-0 | .000 | 0-0 | .000 | 0-0 | .000 | 0 | 1 | 1 | 0.6 | 1 | 1 | 0 | 0 | 0 | 1.6 | | |
| Memphis | 02/13/2020 | 13:47 | 2-6 | .333 | 0-3 | .000 | 0-1 | .000 | 0 | 0 | 0 | 0.6 | 1 | 2 | 0 | 0 | 1 | 4.7 | | |
| at East Carolina | 02/16/2020 | 12:39 | 1-2 | .500 | 1-1 | 1.000 | 0-0 | .000 | 0 | 0 | 0 | 0.5 | 1 | 0 | 1 | 0 | 3 | 1.8 | | |
| UCF | 02/19/2020 | 03:47 | 0-0 | .000 | 0-0 | .000 | 0-0 | .000 | 0 | 0 | 0 | 0.5 | 2 | 0 | 1 | 0 | 0 | 1.7 | | |
| Wichita St. | 02/23/2020 | 12:49 | 3-3 | 1.000 | 1-1 | 1.000 | 1-1 | 1.000 | 0 | 5 | 5 | 0.7 | 0 | 0 | 2 | 0 | 2 | 8.0 | | |
| at Houston | 03/01/2020 | 16:13 | 1-2 | .500 | 0-1 | .000 | 1-2 | .500 | 0 | 1 | 1 | 0.7 | 3 | 0 | 0 | 0 | 1 | 3.0 | | |
| at South Fla. | 03/03/2020 | 11:53 | 0-3 | .000 | 0-1 | .000 | 0-0 | .000 | 1 | 0 | 1 | 0.7 | 2 | 1 | 2 | 0 | 1 | 0.9 | | |
| Temple | 03/07/2020 | 05:58 | 0-2 | .000 | 0-1 | .000 | 0-0 | .000 | 0 | 0 | 0 | 0.7 | 0 | 0 | 0 | 0 | 0 | 1.8 | | |
| Totals | | 0 | 226:35 | 15-40 | .375 | 5-16 | .313 | 13-24 | .542 | 3 | 15 | 18 | 0.7 | 32 | 18 | 14 | 3 | 9 | 48 | 1.8 |

Player Averages

| Games Played | Minutes/game | Points/game | FG Pct | 3FG Pct | FT Pct | Rebounds/game | Assists/game | Turnovers/game | Assist/Turnover ratio | Steals/game | Blocks/game |
|--------------|--------------|-------------|--------|---------|--------|---------------|--------------|----------------|-----------------------|-------------|-------------|
| 26 | 8.7 | 1.8 | 37.5 | 31.3 | 54.2 | 0.7 | 0.7 | 0.5 | 1.3 | 0.3 | 0.1 |

CAREER STATISTICS

HARVEY, Zach

| SEASON | TEAM | GP-GS | MIN/AVG | Field Goals FG-FGA FG% | 3-Point 3FG-FGA 3FG% | F-Throws FT-FTA FT% | Rebounds OFF DEF TOT AVG | PF-FO | AST | TO | BLK | STL | PTS | AVG |
|---------|------|-------|----------|------------------------|----------------------|---------------------|--------------------------|-------|-----|----|-----|-----|-----|-----|
| 2019-20 | UC | 26-0 | 227/8.7 | 15-40 .375 | 5-16 .313 | 13-24 .542 | 3 15 18 0.7 | 32-0 | 18 | 14 | 3 | 9 | 48 | 1.8 |
| 2020-21 | UC | 10-0 | 167/16.7 | 25-48 .521 | 10-22 .455 | 9-16 .563 | 4 9 13 1.3 | 18-1 | 7 | 8 | 0 | 3 | 69 | 6.9 |
| TOTAL | | 36-0 | 394/10.9 | 40-88 .455 | 15-38 .395 | 22-40 .550 | 7 24 31 0.9 | 50-1 | 25 | 22 | 3 | 12 | 117 | 3.3 |



#2 KEITH WILLIAMS

GUARD • 6-5 • 215 • SENIOR • 3L • BROOKLYN, N.Y. (BISHOP LOUGHLIN MEMORIAL)

CONFERENCE AWARDS

- » AAC Preseason First Team (2020-21)
- » AAC Weekly Honor Roll (3/9/20)

MOMENTS

- » Posted a career-best 30 points on 12-of-18 shooting with four steals at USF (3/3/20).
- » Scored 23 points with a career-high four 3-pointers against Vermont (12/3/19).
- » Scored a team-best 10 points during UC's second-half rally from 15 points down to No. 21 Houston (2/1/20).
- » Tallied 19 points with a trio of 3-pointers against UCLA (12/19/18).

2020-21 Season (Senior): Scored 20 points at Tulane (2/9) ... posted 15 points with a pair of threes at Temple (2/4) ... scored eight of his 12 points in the final five-plus minutes to help UC rally for the win at SMU (1/7) ... posted 18 points, making 9 of 14 free throws against Tulsa (1/2) ... registered his first double-double with 19 points and 10 rebounds at UCF (12/22) ... scored a game-high 27 points on 10-of-17 shooting with five rebounds, two steals and two blocks vs. Furman (12/9) ... posted a team-high 18 points with six rebounds and three assists vs. Xavier (12/6).

2019-20 Season (Junior): Started 29 of 30 games, averaging 12.6 points, 4.6 rebounds, 1.2 steals and 0.9 blocks in 28.9 minutes ... shot 43.5 percent (136 of 313) from the field, 34.2 percent (27 of 79) from 3-point range and 79.2 percent (80 of 101) from the free throw line ... ranked among league leaders during AAC games in free throw percentage (fourth at .833), field goal percentage (11th at .437), blocks (tied for 13th at 0.8), steals (15th at 1.3), points (tied for 15th at 12.7) and minutes played (22nd at 29.2) ... earned AAC Weekly Honor Roll accolades after scoring a career-high 30 points on 12-of-18 shooting with four steals during a comeback win at USF (3/3) ... posted a game-best 23 points on 6-of-10 shooting with four 3-pointers against Vermont (12/3) ... pulled down a career-high 11 rebounds against East Carolina (1/19) ... scored 10 of his 12 points during a second-half rally past No. 21 Houston (2/1) ... scored in double figures in 22 games ... led all Bearcats in points in six contests ... recorded eight multi-block games.

2018-19 Season (Sophomore): Played in 35 games with 32 starts, averaging 9.9 points, 3.2 rebounds, 1.1 assists and 1.1 steals in 25.9 minutes ... ranked among AAC leaders in blocks (11th at 0.9) ... scored a career-high 19 points on 8-of-13 shooting with a trio of 3-pointers and four assists against UCLA (12/19) ... posted 16 points on 7-of-14 shooting with four rebounds and two blocks against Xavier (12/8) ... scored 15 points on 5-of-10 shooting with a pair of threes to go with a career-high eight rebounds in 29 minutes at UNLV (12/1) ... tallied a team-high 12 points with six rebounds and three assists, including a pair a game-clinching free throws with four seconds left at UConn (2/24) ... scored 15 points with three blocks and three assists against North Carolina Central (11/13) in his first collegiate start ... scored 10 or more points in 19 games.

2017-18 Season (Freshman): Played in 33 games as a reserve, averaging 3.1 points and 1.2 rebounds in 9.8 minutes ... scored in double figures in each of his first two collegiate games, netting 10 points on 5-of-12 shooting with five rebounds in the season opener with Savannah State (11/10) and 10 points on 5-of-7 shooting against Western Carolina (11/13) ... grabbed a season-high five rebounds against Savannah State (11/10) and Tulane (3/1) ... scored nine points on 4-of-7 shooting in 14 minutes against Arkansas-Pine Bluff (12/19) ... hit a 3-pointer at No. 19 Wichita State (3/4) in the regular-season finale ... knocked in a 3-pointer just prior to the halftime buzzer at UConn (3/3).

SEASON & CAREER STATISTICS

| 2020-21 Season | | Career |
|--------------------------------|-------------|--------------------------------|
| 27 vs. Furman, 12/10/20 | Pts | 30 at USF, 3/3/20 |
| 21 at Tulane, 2/7/21 | FG Atts | 21 at Tulane, 2/7/21 |
| 10 vs. Furman, 12/10/20 | FG Made | 12 at USF, 3/3/20 |
| 5, 2x (last at Temple, 2/4/21) | 3PT-FG Atts | 5, 6x (last at Temple, 2/4/21) |
| 2, 3x (last at Temple, 2/4/21) | 3PT-FG Made | 4 vs. Vermont, 12/3/19 |
| 14 vs. Tulsa, 1/2/21 | FT Atts | 14 vs. Tulsa, 1/2/21 |
| 9 vs. Tulsa, 1/2/21 | FT Made | 9, 3x (last vs. Tulsa, 1/2/21) |
| 10 at UCF, 12/22/20 | Rebs | 11 vs. ECU, 1/19/20 |
| 4 at SMU, 1/7/21 | Assts | 5, 3x (last at ECU, 2/16/20) |
| 2, 7x (last at Tulane, 2/7/21) | Stls | 4, 4x (last at USF, 3/3/20) |
| 2, 2x (last at SMU, 1/7/21) | Blks | 3, 3x (last at UConn, 2/9/20) |
| 36 vs. Furman, 12/10/20 | Mins | 46 vs. UCF, 2/19/20 |

MISCELLANEOUS STATISTICS

| CATEGORY | 2017-18 | 2018-19 | 2019-20 | 2020-21 | CAREER |
|--------------------------------|---------|---------|---------|---------|--------|
| Double-Figure Scoring Games | 2 | 18 | 22 | 10 | 52 |
| Double-Figure Rebounding Games | 0 | 0 | 1 | 1 | 2 |
| Double-Double Games | 0 | 0 | 0 | 1 | 1 |
| 20-Point Scoring Games | 0 | 0 | 2 | 1 | 3 |
| Games Led UC in Scoring | 0 | 3 | 6 | 6 | 15 |
| Games Led UC in Rebounding | 0 | 1 | 5 | 2 | 8 |
| Games Led UC in Assists | 0 | 2 | 3 | 0 | 5 |
| Games With 3+ Assists | 0 | 4 | 7 | 3 | 14 |
| Games With 3+ Blocks | 0 | 2 | 2 | 0 | 4 |
| Games With 3+ Steals | 0 | 5 | 4 | 0 | 9 |
| Games With 3+ 3-Pointers | 0 | 1 | 1 | 0 | 2 |

Prior to Cincinnati: Named the 2017 All-New York City Player of the Year and Catholic High School Athletic Association (CHSAA) Class AA Most Valuable Player, helping Bishop Loughlin to the Brooklyn/Queens championship game and intersectional semifinals ... averaged 24.2 points and 12.6 rebounds as a senior and 15 points and 4.3 rebounds as a junior ... netted 37 points in a CHSAA Brooklyn/Queens diocesan semifinal double overtime win against Christ the King ... tallied 25 points on 12-of-17 shooting from the field in the 2017 Jordan Brand Classic Regional Boys Game at the Barclays Center ... averaged 15.0 points and 4.3 rebounds while shooting 47.8 percent (96 of 201) from the field and 40.6 percent (28 of 69) from three-point range in 17 games for New Heights, an AAU squad on the 2016 Under Armour Association's 17U summer circuit ... tabbed a four-star prospect by Rivals.com and 247Sports.

Personal: Born July 25, 1998 in Brooklyn, New York ... son of Yvette and Keith Williams Sr. ... has two brothers, Cleyon Carryl and Courtney Tyrell, and a sister, Tuanieha Williams ... right-handed.

CAREER STATISTICS

WILLIAMS, Keith

| | | | | Field Goals | | 3-Point | | F-Throws | | Rebounds | | | | | | | | | Scoring | |
|---------|------|--------|-----------|-------------|------|---------|------|----------|------|----------|-----|-----|-----|-------|-----|-----|-----|-----|---------|------|
| SEASON | TEAM | GP-GS | MIN/AVG | FG-FGA | FG% | 3FG-FGA | 3FG% | FT-FTA | FT% | OFF | DEF | TOT | AVG | PF-FO | AST | TO | BLK | STL | PTS | AVG |
| 2017-18 | UC | 33-0 | 325/9.8 | 40-104 | .385 | 4-27 | .148 | 17-32 | .531 | 15 | 25 | 40 | 1.2 | 23-0 | 14 | 27 | 5 | 15 | 101 | 3.1 |
| 2018-19 | UC | 35-32 | 904/25.8 | 130-288 | .451 | 21-76 | .276 | 65-92 | .707 | 46 | 65 | 111 | 3.2 | 84-1 | 38 | 50 | 31 | 39 | 346 | 9.9 |
| 2019-20 | UC | 30-29 | 864/28.8 | 136-313 | .435 | 27-79 | .342 | 80-101 | .792 | 44 | 95 | 139 | 4.6 | 87-5 | 47 | 51 | 28 | 37 | 379 | 12.6 |
| 2020-21 | UC | 12-11 | 322/26.8 | 65-155 | .419 | 12-39 | .308 | 43-66 | .652 | 18 | 30 | 48 | 4.0 | 38-3 | 20 | 24 | 9 | 16 | 185 | 15.4 |
| TOTAL | | 110-72 | 2415/22.0 | 371-860 | .431 | 64-221 | .290 | 205-291 | .704 | 123 | 215 | 338 | 3.1 | 232-9 | 119 | 152 | 73 | 107 | 1011 | 9.2 |



#2 KEITH WILLIAMS

GUARD • 6-5 • 215 • JUNIOR • 2L • BROOKLYN, N.Y. (BISHOP LOUGHLIN MEMORIAL)

GAME-BY-GAME STATISTICS

2020-21 (SENIOR SEASON)

#2 WILLIAMS, Keith

| Opponent | Date | GS | MIN | Total | | 3-Pointers | | Free throws | | Rebounds | | | PF | A | T/O | BLK | STL | PTS | AVG | |
|----------------|------------|----|-------|--------|--------|------------|-------|-------------|-------|----------|-----|-----|-----|-----|-----|-----|-----|-----|------|------|
| | | | | FG-FGA | PCT | 3FG-3FGA | PCT | FT-FTA | PCT | OFF | DEF | TOT | | | | | | | | AVG |
| Lipscomb | 12/02/2020 | * | 22:09 | 2-10 | .200 | 0-3 | .000 | 3-6 | .500 | 0 | 0 | 0 | 0.0 | 3 | 2 | 2 | 0 | 2 | 7 | 7.0 |
| Xavier | 12/06/2020 | * | 31:19 | 6-16 | .375 | 1-5 | .200 | 5-8 | .625 | 0 | 6 | 6 | 3.0 | 1 | 3 | 2 | 1 | 0 | 18 | 12.5 |
| Furman | 12/09/2020 | * | 35:34 | 10-17 | .588 | 1-3 | .333 | 6-12 | .500 | 2 | 3 | 5 | 3.7 | 1 | 1 | 2 | 2 | 27 | 17.3 | |
| at Tennessee | 12/12/2020 | * | 15:14 | 2-5 | .400 | 1-3 | .333 | 1-2 | .500 | 1 | 0 | 1 | 3.0 | 4 | 0 | 2 | 0 | 1 | 6 | 14.5 |
| South Fla. | 12/16/2020 | * | 21:50 | 6-9 | .667 | 2-4 | .500 | 1-1 | 1.000 | 2 | 3 | 5 | 3.4 | 5 | 2 | 3 | 1 | 2 | 15 | 14.6 |
| at Georgia | 12/19/2020 | * | 22:32 | 5-11 | .455 | 0-4 | .000 | 4-4 | 1.000 | 2 | 1 | 3 | 3.5 | 1 | 2 | 0 | 0 | 0 | 14 | 14.5 |
| at UCF | 12/22/2020 | * | 29:30 | 6-17 | .353 | 2-3 | .667 | 5-5 | 1.000 | 2 | 8 | 10 | 4.3 | 1 | 3 | 1 | 0 | 1 | 19 | 15.1 |
| Tulsa | 01/02/2021 | * | 34:15 | 4-14 | .286 | 1-3 | .333 | 9-14 | .643 | 2 | 2 | 4 | 4.2 | 2 | 1 | 0 | 1 | 2 | 18 | 15.5 |
| at SMU | 01/07/2021 | * | 33:29 | 5-14 | .357 | 0-1 | .000 | 2-4 | .500 | 1 | 3 | 4 | 4.2 | 3 | 4 | 2 | 2 | 12 | 15.1 | |
| at Wichita St. | 01/10/2021 | * | 24:55 | 4-10 | .400 | 1-2 | .500 | 5-6 | .833 | 2 | 2 | 4 | 4.2 | 4 | 3 | 2 | 0 | 2 | 14 | 15.0 |
| at Temple | 02/04/2021 | * | 22:10 | 6-11 | .545 | 2-5 | .400 | 1-2 | .500 | 1 | 2 | 3 | 4.1 | 5 | 1 | 4 | 1 | 0 | 15 | 15.0 |
| at Tulane | 02/07/2021 | * | 28:34 | 9-21 | .429 | 1-3 | .333 | 1-2 | .500 | 3 | 0 | 3 | 4.0 | 2 | 1 | 0 | 1 | 2 | 20 | 15.4 |
| Totals | | | 11 | 321:31 | 65-155 | .419 | 12-39 | .308 | 43-66 | .652 | 18 | 30 | 48 | 4.0 | 38 | 20 | 9 | 16 | 185 | 15.4 |

Player Averages

| Games Played | Minutes/ game | Points/ game | FG Pct | 3FG Pct | FT Pct | Rebounds/ game | Assists/ game | Turnovers/ game | Assist/Turnover ratio | Steals/ game | Blocks/ game |
|--------------|---------------|--------------|--------|---------|--------|----------------|---------------|-----------------|-----------------------|--------------|--------------|
| 12 | 26.8 | 15.4 | 41.9 | 30.8 | 65.2 | 4.0 | 1.7 | 2.0 | 0.8 | 1.3 | 0.8 |

2018-19 (SOPHOMORE SEASON)

#2 WILLIAMS, Keith

| Opponent | Date | GS | MIN | Total | | 3-Pointers | | Free throws | | Rebounds | | | | PF | A | T/O | BLK | STL | PTS | AVG | | |
|--------------------|------------|----|-------|--------|---------|------------|-------|-------------|-------|----------|-----|-----|-----|-----|----|-----|-----|-----|-----|------|------|-----|
| | | | | FG-FA | PCT | 3FG-3FGA | PCT | FT-FTA | PCT | OFF | DEF | TOT | AVG | | | | | | | | | |
| Ohio St. | 11/07/2018 | | 13:13 | 1-6 | .167 | 0-2 | .000 | 2-2 | 1.000 | 1 | 2 | 3 | 3 | 1 | 0 | 1 | 1 | 4 | 4.0 | | | |
| N.C. Central | 11/13/2018 | * | 26:01 | 7-12 | .583 | 1-2 | .500 | 0-1 | .000 | 3 | 1 | 4 | 3 | 5 | 2 | 3 | 1 | 3 | 15 | 9.5 | | |
| Milwaukee | 11/16/2018 | * | 22:40 | 3-7 | .429 | 0-2 | .000 | 6-8 | .750 | 1 | 1 | 2 | 3 | 0 | 1 | 2 | 0 | 1 | 12 | 10.3 | | |
| Western Mich. | 11/19/2018 | * | 20:36 | 4-6 | .667 | 0-0 | .000 | 0-0 | .000 | 3 | 2 | 5 | 3 | 5 | 0 | 0 | 3 | 1 | 4 | 8 | 9.8 | |
| vs George Mason | 11/23/2018 | * | 17:00 | 3-5 | .600 | 0-1 | .000 | 0-0 | .000 | 1 | 2 | 3 | 3 | 4 | 3 | 0 | 1 | 0 | 2 | 6 | 9.0 | |
| vs Ole Miss | 11/24/2018 | * | 24:00 | 2-6 | .333 | 2-2 | 1.000 | 3-6 | .500 | 2 | 3 | 5 | 3 | 7 | 4 | 0 | 0 | 0 | 0 | 9 | 9.0 | |
| Ark.-Pine Bluff | 11/27/2018 | * | 26:44 | 6-9 | .667 | 0-1 | .000 | 0-0 | .000 | 1 | 1 | 2 | 3 | 4 | 0 | 2 | 1 | 0 | 1 | 12 | 9.4 | |
| at UNLV | 12/19/2018 | * | 28:30 | 5-10 | .500 | 2-2 | 1.000 | 3-4 | .750 | 4 | 1 | 8 | 4 | 0 | 3 | 0 | 2 | 0 | 0 | 15 | 10.1 | |
| at Northern Ky. | 12/01/2018 | * | 22:40 | 3-9 | .333 | 0-3 | .000 | 4-8 | .500 | 2 | 2 | 4 | 4 | 0 | 3 | 0 | 2 | 1 | 1 | 10 | 10.1 | |
| Xavier | 12/08/2018 | * | 30:45 | 7-14 | .500 | 0-3 | .000 | 2-2 | 1.000 | 1 | 3 | 4 | 4 | 0 | 1 | 0 | 1 | 2 | 0 | 16 | 10.7 | |
| at Mississippi St. | 12/15/2018 | * | 37:00 | 6-13 | .462 | 1-4 | .250 | 2-6 | .333 | 1 | 1 | 2 | 3 | 8 | 4 | 2 | 1 | 2 | 1 | 15 | 11.1 | |
| UCLA | 12/19/2018 | * | 24:47 | 8-13 | .615 | 3-4 | .750 | 0-1 | .000 | 0 | 3 | 3 | 3 | 8 | 3 | 4 | 0 | 0 | 0 | 19 | 11.8 | |
| South Carolina St. | 12/22/2018 | * | 20:13 | 0-1 | .000 | 0-1 | .000 | 1-2 | .500 | 0 | 1 | 1 | 3 | 5 | 3 | 0 | 1 | 0 | 0 | 1 | 1.0 | 1.0 |
| Tulane | 01/02/2019 | * | 20:13 | 4-10 | .400 | 0-2 | .000 | 2-2 | 1.000 | 0 | 0 | 0 | 3 | 3 | 2 | 2 | 1 | 3 | 3 | 10 | 10.9 | |
| at East Carolina | 01/05/2019 | * | 34:00 | 6-12 | .500 | 0-3 | .000 | 1-2 | .500 | 1 | 2 | 3 | 3 | 3 | 3 | 0 | 2 | 1 | 2 | 13 | 11.0 | |
| at Tulsa | 01/10/2019 | * | 32:00 | 6-11 | .545 | 2-5 | .400 | 0-0 | .000 | 1 | 3 | 4 | 3 | 3 | 5 | 0 | 2 | 0 | 3 | 14 | 11.2 | |
| UConn | 01/12/2019 | * | 31:14 | 5-7 | .714 | 1-2 | .500 | 1-2 | .500 | 1 | 1 | 2 | 3 | 2 | 4 | 1 | 0 | 1 | 2 | 12 | 11.2 | |
| South Fla. | 01/15/2019 | * | 29:27 | 4-7 | .571 | 2-2 | 1.000 | 1-1 | 1.000 | 2 | 0 | 2 | 3 | 2 | 3 | 0 | 1 | 2 | 1 | 11 | 11.2 | |
| at Wichita St. | 01/19/2019 | * | 32:00 | 5-9 | .556 | 1-2 | .500 | 3-5 | .600 | 1 | 0 | 1 | 3 | 1 | 2 | 0 | 4 | 2 | 0 | 14 | 11.4 | |
| Tulsa | 01/24/2019 | * | 21:35 | 1-4 | .250 | 0-1 | .000 | 1-2 | .500 | 1 | 3 | 4 | 3 | 1 | 2 | 5 | 0 | 0 | 0 | 3 | 11.0 | |
| at Temple | 01/27/2019 | * | 20:21 | 2-6 | .333 | 1-2 | .500 | 4-4 | 1.000 | 3 | 2 | 5 | 3 | 2 | 4 | 0 | 2 | 0 | 1 | 9 | 10.9 | |
| SMU | 02/02/2019 | * | 28:14 | 4-7 | .571 | 1-3 | .333 | 4-6 | .667 | 0 | 3 | 3 | 3 | 2 | 1 | 1 | 2 | 0 | 1 | 13 | 11.0 | |
| at Memphis | 02/07/2019 | * | 24:05 | 3-8 | .375 | 1-2 | .500 | 2-2 | 1.000 | 2 | 1 | 3 | 3 | 2 | 2 | 1 | 1 | 0 | 0 | 9 | 10.9 | |
| at Houston | 02/10/2019 | * | 37:05 | 4-13 | .308 | 0-5 | .000 | 0-0 | .000 | 2 | 2 | 4 | 3 | 2 | 2 | 1 | 1 | 1 | 4 | 8 | 10.8 | |
| Wichita St. | 02/17/2019 | * | 25:27 | 3-6 | .500 | 0-2 | .000 | 9-10 | .900 | 0 | 3 | 3 | 3 | 2 | 1 | 0 | 1 | 0 | 1 | 15 | 10.9 | |
| UCF | 02/21/2019 | * | 30:33 | 4-12 | .333 | 2-3 | .667 | 2-2 | 1.000 | 0 | 0 | 0 | 3 | 1 | 1 | 1 | 1 | 0 | 1 | 12 | 11.0 | |
| at UConn | 02/24/2019 | * | 25:30 | 4-9 | .444 | 0-2 | .000 | 4-4 | 1.000 | 2 | 4 | 6 | 3 | 2 | 4 | 3 | 3 | 1 | 0 | 12 | 11.0 | |
| at SMU | 02/27/2019 | * | 28:47 | 2-11 | .182 | 0-4 | .000 | 4-4 | 1.000 | 2 | 3 | 5 | 3 | 3 | 2 | 2 | 0 | 1 | 1 | 8 | 10.9 | |
| Memphis | 03/02/2019 | * | 33:48 | 4-11 | .364 | 0-1 | .000 | 2-4 | .500 | 1 | 2 | 3 | 3 | 2 | 2 | 3 | 5 | 1 | 3 | 10 | 10.9 | |
| at UCF | 03/07/2019 | * | 27:30 | 2-8 | .250 | 0-2 | .000 | 0-0 | .000 | 2 | 1 | 2 | 3 | 3 | 2 | 1 | 1 | 0 | 1 | 4 | 10.6 | |
| Houston | 03/10/2019 | * | 20:49 | 4-6 | .667 | 1-2 | .500 | 0-0 | .000 | 0 | 1 | 1 | 3 | 2 | 4 | 2 | 2 | 0 | 0 | 9 | 10.6 | |
| vs SMU | 03/15/2019 | * | 25:54 | 1-5 | .200 | 0-1 | .000 | 2-2 | 1.000 | 1 | 0 | 1 | 3 | 1 | 3 | 0 | 1 | 1 | 0 | 4 | 10.4 | |
| vs Wichita St. | 03/16/2019 | * | 26:25 | 3-6 | .500 | 0-1 | .000 | 0-0 | .000 | 1 | 3 | 4 | 3 | 1 | 0 | 2 | 1 | 3 | 2 | 6 | 10.2 | |
| vs Houston | 03/17/2019 | * | 18:52 | 2-4 | .500 | 0-0 | .000 | 0-0 | .000 | 1 | 1 | 2 | 3 | 1 | 3 | 0 | 2 | 2 | 1 | 4 | 10.1 | |
| vs Iowa | 03/22/2019 | * | 25:51 | 2-5 | .400 | 0-2 | .000 | 0-0 | .000 | 2 | 4 | 6 | 3 | 2 | 3 | 1 | 1 | 0 | 1 | 4 | 9.9 | |
| Totals | | | 32 | 903:58 | 130-288 | .451 | 21-76 | .276 | 65-92 | .707 | 46 | 65 | 111 | 3.2 | 84 | 38 | 50 | 31 | 39 | 346 | 9.9 | |


Player Averages

| Games Played | Minutes/ game | Points/ game | FG Pct | 3FG Pct | FT Pct | Rebounds/ game | Assists/ game | Turnovers/ game | Assist/Turnover ratio | Steals/ game | Blocks/ game |
|--------------|---------------|--------------|--------|---------|--------|----------------|---------------|-----------------|-----------------------|--------------|--------------|
| 35 | 25.8 | 9.9 | 45.1 | 27.6 | 70.7 | 3.2 | 1.1 | 1.4 | 0.8 | 1.1 | 0.9 |

2019-20 (JUNIOR SEASON)

#2 WILLIAMS, Keith

| Opponent | Date | GS | MIN | Total | | 3-Pointers | | Free throws | | Rebounds | | | PF | A | T/O | BLK | STL | PTS | AVG | | | | | | |
|------------------|------------|----|-------|-------|-----|------------|------|-------------|-------|----------|------|-------|------|----|-----|-----|-----|-----|------|------|------|------|------|------|------|
| | | | | FG | FGA | PCT | 3FG | 3FGA | PCT | FT | FTA | PCT | | | | | | | | OFF | DEF | TOT | | | |
| at Ohio St. | 11/06/2019 | * | 28:19 | 5 | 10 | .500 | 2 | 3 | .667 | 1 | 2 | 0 | 2 | 0 | 3 | 0 | 1 | 13 | 13.0 | | | | | | |
| Drake | 11/11/2019 | * | 18:33 | 1 | 2 | .500 | 1 | 1 | 1.000 | 5 | 6 | .833 | 0 | 3 | 3 | 2 | 0 | 8 | 10.5 | | | | | | |
| Alabama A&M | 11/14/2019 | * | 25:00 | 4 | 9 | .444 | 1 | 3 | .333 | 2 | 2 | 1.000 | 1 | 3 | 4 | 3 | 0 | 1 | 10 | 11.0 | | | | | |
| vs Illinois St. | 11/22/2019 | * | 22:00 | 5 | 8 | .625 | 0 | 1 | .000 | 2 | 2 | 1.000 | 0 | 2 | 2 | 8 | 3 | 1 | 1 | 12 | 11.0 | | | | |
| vs Bowling Green | 11/24/2019 | * | 22:00 | 2 | 8 | .250 | 0 | 1 | .000 | 0 | 0 | .000 | 0 | 2 | 2 | 6 | 5 | 1 | 2 | 4 | 9.6 | | | | |
| vs Valparaiso | 11/25/2019 | * | 36:00 | 6 | 12 | .500 | 0 | 2 | .000 | 5 | 6 | .833 | 1 | 6 | 7 | 3 | 2 | 2 | 1 | 17 | 10.8 | | | | |
| UNLV | 11/30/2019 | * | 33:03 | 6 | 15 | .400 | 1 | 2 | .500 | 1 | 2 | .500 | 3 | 5 | 8 | 4 | 1 | 3 | 0 | 2 | 14 | 11.3 | | | |
| Vermont | 12/03/2019 | * | 32:10 | 6 | 11 | .545 | 4 | 4 | 1.000 | 7 | 8 | .875 | 0 | 5 | 4 | 1 | 5 | 0 | 0 | 2 | 23 | 12.8 | | | |
| at Xavier | 12/07/2019 | * | 32:32 | 6 | 14 | .429 | 1 | 4 | .250 | 2 | 4 | .500 | 3 | 6 | 9 | 5 | 1 | 2 | 0 | 1 | 15 | 13.0 | | | |
| Colgate | 12/14/2019 | * | 32:03 | 6 | 12 | .500 | 0 | 3 | .000 | 3 | 3 | 1.000 | 3 | 4 | 7 | 4 | 1 | 1 | 4 | 3 | 15 | 13.2 | | | |
| Tennessee | 12/18/2019 | * | 32:06 | 4 | 9 | .444 | 0 | 1 | .000 | 3 | 6 | .500 | 2 | 3 | 5 | 4 | 9 | 2 | 3 | 4 | 1 | 10 | 11.3 | | |
| vs Iowa | 12/21/2019 | * | 25:44 | 2 | 13 | .154 | 0 | 3 | .000 | 4 | 6 | .667 | 1 | 2 | 3 | 4 | 8 | 5 | 1 | 3 | 1 | 8 | 12.6 | | |
| UConn | 01/01/2020 | * | 16:28 | 1 | 6 | .167 | 0 | 0 | .000 | 2 | 2 | 1.000 | 2 | 2 | 4 | 7 | 3 | 2 | 2 | 0 | 0 | 4 | 11.9 | | |
| at Tulane | 01/04/2020 | * | 33:32 | 6 | 13 | .462 | 2 | 4 | .500 | 4 | 4 | 1.000 | 3 | 3 | 6 | 4 | 8 | 5 | 0 | 3 | 1 | 1 | 18 | 12.4 | |
| Tulsa | 01/08/2020 | * | 29:41 | 3 | 11 | .273 | 2 | 5 | .400 | 1 | 2 | .500 | 1 | 4 | 5 | 4 | 8 | 0 | 2 | 0 | 0 | 2 | 9 | 12.1 | |
| at UCF | 01/11/2020 | * | 34:18 | 4 | 10 | .400 | 1 | 3 | .333 | 7 | 7 | 1.000 | 3 | 3 | 6 | 4 | 9 | 1 | 0 | 1 | 0 | 1 | 16 | 12.4 | |
| at Memphis | 01/16/2020 | * | 31:55 | 4 | 14 | .286 | 2 | 3 | .667 | 2 | 2 | 1.000 | 3 | 5 | 8 | 5 | 1 | 4 | 2 | 0 | 1 | 1 | 12 | 12.4 | |
| East Carolina | 01/19/2020 | * | 23:22 | 3 | 8 | .375 | 0 | 2 | .000 | 3 | .667 | 3 | 8 | 11 | 5 | 4 | 2 | 0 | 2 | 3 | 8 | 12.1 | | | |
| at Temple | 01/22/2020 | * | 36:23 | 4 | 8 | .500 | 1 | 3 | .333 | 1 | 1 | 1.000 | 1 | 2 | 3 | 5 | 3 | 2 | 3 | 2 | 2 | 0 | 10 | 12.0 | |
| SMU | 01/28/2020 | * | 20:27 | 6 | 10 | .600 | 1 | 4 | .250 | 0 | .000 | 0 | 3 | 3 | 5 | 3 | 2 | 1 | 0 | 2 | 0 | 13 | 12.1 | | |
| Houston | 02/01/2020 | * | 27:04 | 3 | 8 | .375 | 0 | 2 | .000 | 6 | 8 | .750 | 1 | 3 | 4 | 5 | 3 | 1 | 0 | 1 | 1 | 12 | 12.0 | | |
| at Wichita St. | 02/06/2020 | * | 30:21 | 7 | 11 | .636 | 0 | 2 | .000 | 3 | 3 | 1.000 | 0 | 2 | 4 | 5 | 1 | 2 | 1 | 2 | 1 | 0 | 17 | 12.3 | |
| at UConn | 02/09/2020 | * | 35:05 | 6 | 15 | .400 | 1 | 4 | .250 | 0 | 1 | .000 | 1 | 2 | 3 | 4 | 9 | 4 | 3 | 1 | 3 | 0 | 14 | 12.3 | |
| Memphis | 02/13/2020 | * | 23:48 | 5 | 10 | .500 | 0 | 2 | .000 | 1 | 3 | .333 | 1 | 2 | 3 | 4 | 8 | 5 | 1 | 1 | 0 | 1 | 11 | 12.3 | |
| at East Carolina | 02/16/2020 | * | 34:01 | 7 | 14 | .500 | 2 | 5 | .400 | 1 | 2 | .500 | 1 | 3 | 4 | 4 | 8 | 2 | 5 | 3 | 0 | 1 | 17 | 12.5 | |
| at South Fla. | 02/19/2020 | * | 46:13 | 10 | 18 | .556 | 3 | 8 | .375 | 0 | .000 | 0 | 0 | 0 | 0 | 0 | 0 | 0 | 0 | 0 | 0 | 0 | 0 | 16 | 12.4 |
| Wichita St. | 02/23/2020 | * | 11:51 | 0 | 3 | .000 | 0 | 1 | .000 | 0 | 0 | .000 | 0 | 2 | 2 | 4 | 8 | 4 | 0 | 2 | 0 | 1 | 0 | 12.2 | |
| at Houston | 03/01/2020 | * | 25:27 | 3 | 8 | .375 | 1 | 2 | .500 | 2 | 2 | 1.000 | 2 | 3 | 5 | 4 | 8 | 4 | 0 | 2 | 1 | 0 | 9 | 12.1 | |
| at South Fla. | 03/03/2020 | * | 35:32 | 12 | 18 | .667 | 2 | 4 | .500 | 4 | 5 | .800 | 1 | 2 | 3 | 4 | 7 | 4 | 1 | 1 | 2 | 4 | 0 | 10 | 12.7 |
| Temple | 03/07/2020 | * | 29:09 | 5 | 10 | .500 | 1 | 3 | .333 | 0 | 0 | .000 | 2 | 0 | 2 | 4 | 6 | 4 | 1 | 1 | 1 | 0 | 11 | 12.6 | |
| Totals | | | 29 | 864.0 | 136 | 313 | .435 | 27 | 79 | 34.2 | 80 | 101 | .792 | 44 | 95 | 139 | 4.6 | 87 | 47 | 51 | 28 | 37 | 379 | 12.6 | |



#3 MIKE SAUNDERS JR.

GUARD • 6-0 • 190 • FRESHMAN • HS • INDIANAPOLIS, IND. (WASATCH ACADEMY)

2020-21 Season (Freshman): Made his first career starts at Temple (2/4) and at Tulane (2/7) ... tallied eight points with a team-best four assists against USF (12/16) ... scored six points with a 3-pointer and a steal against No. 12 Tennessee (12/12).

Prior to Cincinnati: Averaged 14.4 points, 3.6 assists and 2.1 steals as a senior at Wasatch Academy (Utah), guiding the Tigers to a 27-2 record and consensus Top 5 national ranking (No. 2 in Ball is Life, No. 3 in MaxPrep' Xcellent 25 and No. 3 by ESPN) ... team featured five seniors who signed Division I scholarships and earned No. 2 seed in GEICO Nationals tournament before the event canceled due to the COVID-19 pandemic ... averaged 11.8 points, 4.3 assists and 2.0 steals as a junior while helping the squad to a 26-4 record and the program's first Top 25 national ranking in 2018-19 ... played two seasons (2016-17, 2017-18) at Lawrence North High School in Indianapolis where his team compiled a 35-17 record during his career ... averaged 10.2 points and 5.0 assists as a sophomore in 2017-18 ... rated as a four-star prospect according to ESPN ... participated in the Stephen Curry SC30 Select Camp in August 2019.

Personal: Born July 19, 2002 in Indianapolis, Indiana ... son of Nicole and Michael Saunders ... has one brother, Jonathan Saunders ... right-handed.

SEASON & CAREER STATISTICS

| 2020-21 Season | | Career |
|--------------------------------|-------------|--------------------------------|
| 8 vs. USF, 12/16/20 | Pts | 8 vs. USF, 12/16/20 |
| 4 vs. USF, 12/16/20 | FG Atts | 4 vs. USF, 12/16/20 |
| 2 vs. USF, 12/16/20 | FG Made | 2 vs. USF, 12/16/20 |
| 2, 2x (last at Temple, 2/4/21) | 3PT-FG Atts | 2, 2x (last at Temple, 2/4/21) |
| 0 | 3PT-FG Made | 0 |
| 4 vs. USF, 12/16/20 | FT Atts | 4 vs. USF, 12/16/20 |
| 4 vs. USF, 12/16/20 | FT Made | 4 vs. USF, 12/16/20 |
| 4 at UCF, 12/22/20 | Rebs | 4 at UCF, 12/22/20 |
| 4 vs. USF, 12/16/20 | Assts | 4 vs. USF, 12/16/20 |
| 2 at Tulane, 2/7/21 | Stls | 2 at Tulane, 2/7/21 |
| 0 | Blks | 0 |
| 20 at UCF, 12/22/20 | Mins | 20 at UCF, 12/22/20 |

MISCELLANEOUS STATISTICS

| CATEGORY | 2020-21 | CAREER |
|--------------------------------|---------|--------|
| Double-Figure Scoring Games | 0 | 0 |
| Double-Figure Rebounding Games | 0 | 0 |
| Double-Double Games | 0 | 0 |
| 20-Point Scoring Games | 0 | 0 |
| Games Led UC in Scoring | 0 | 0 |
| Games Led UC in Rebounding | 0 | 0 |
| Games Led UC in Assists | 2 | 2 |
| Games With 3+ Assists | 2 | 2 |
| Games With 3+ Blocks | 0 | 0 |
| Games With 3+ Steals | 0 | 0 |
| Games With 3+ 3-Pointers | 0 | 0 |

GAME-BY-GAME STATISTICS

2020-21 (FRESHMAN SEASON)

#3 SAUNDERS JR., Mike

| Opponent | Date | GS | MIN | Total | | 3-Pointers | | Free throws | | Rebounds | | PF | A | T/O | BLK | STL | PTS | AVG |
|----------------|------------|----|----------|--------|-------|------------|------|-------------|-------|----------|-----|----|-----|-----|-----|-----|-----|----------|
| | | | | FG-FGA | PCT | 3FG-3FGA | PCT | FT-FTA | PCT | OFF | DEF | | | | | | | |
| Lipscomb | 12/02/2020 | | 03:24 | 0-0 | .000 | 0-0 | .000 | 0-0 | .000 | 0 | 0 | 0 | 0 | 0 | 1 | 0 | 0 | 0.0 |
| Xavier | 12/06/2020 | | 09:36 | 1-3 | .333 | 0-1 | .000 | 0-0 | .000 | 0 | 0 | 0 | 0 | 0 | 1 | 0 | 0 | 2.0 |
| Furman | 12/09/2020 | | 09:38 | 0-2 | .000 | 0-1 | .000 | 2-2 | 1.000 | 0 | 2 | 2 | 0 | 0 | 1 | 0 | 0 | 2.0 |
| at Tennessee | 12/12/2020 | | 11:31 | 1-2 | .500 | 0-0 | .000 | 0-0 | .000 | 0 | 1 | 1 | 0.8 | 3 | 0 | 0 | 1 | 2.0 |
| South Fla. | 12/16/2020 | | 15:48 | 2-4 | .500 | 0-0 | .000 | 4-4 | 1.000 | 0 | 2 | 2 | 1.0 | 2 | 4 | 1 | 1 | 8.0 |
| at Georgia | 12/19/2020 | | 14:28 | 0-2 | .000 | 0-2 | .000 | 0-2 | .000 | 0 | 0 | 0 | 0.8 | 3 | 2 | 3 | 1 | 0.2 |
| at UCF | 12/22/2020 | | 20:04 | 0-3 | .000 | 0-1 | .000 | 2-2 | 1.000 | 1 | 3 | 4 | 1.3 | 2 | 3 | 3 | 0 | 2.0 |
| Tulsa | 01/02/2021 | | 10:43 | 0-0 | .000 | 0-0 | .000 | 0-0 | .000 | 0 | 0 | 0 | 1 | 1 | 2 | 1 | 0 | 0.0 |
| at SMU | 01/07/2021 | | 05:36 | 0-1 | .000 | 0-0 | .000 | 0-0 | .000 | 0 | 0 | 0 | 1.0 | 1 | 0 | 3 | 0 | 0.0 |
| at Wichita St. | 01/10/2021 | | 05:29 | 1-1 | 1.000 | 0-0 | .000 | 0-0 | .000 | 0 | 0 | 0 | 0.9 | 1 | 0 | 0 | 0 | 2.0 |
| at Temple | 02/04/2021 | * | 14:49 | 0-3 | .000 | 0-2 | .000 | 0-0 | .000 | 0 | 1 | 1 | 0.9 | 1 | 1 | 1 | 0 | 0.0 |
| at Tulane | 02/07/2021 | * | 13:45 | 0-1 | .000 | 0-0 | .000 | 0-0 | .000 | 0 | 0 | 0 | 0.8 | 0 | 1 | 2 | 0 | 0.0 |
| Totals | | | 2 134:52 | 5-22 | .227 | 0-7 | .000 | 8-10 | .800 | 1 | 9 | 10 | 0.8 | 14 | 14 | 16 | 0 | 7 18 1.5 |

Player Averages

| Games Played | Minutes/game | Points/game | FG Pct | 3FG Pct | FT Pct | Rebounds/game | Assists/game | Turnovers/game | Assist/Turnover ratio | Steals/game | Blocks/game |
|--------------|--------------|-------------|--------|---------|--------|---------------|--------------|----------------|-----------------------|-------------|-------------|
| 12 | 11.2 | 1.5 | 22.7 | 0.0 | 80.0 | 0.8 | 1.2 | 1.3 | 0.9 | 0.6 | 0.0 |

CAREER STATISTICS

SAUNDERS JR., Mike

| | | | | Field Goals | | 3-Point | | F-Throws | | Rebounds | | | | | | | | | Scoring | |
|---------|------|-------|----------|-------------|------|---------|------|----------|------|----------|-----|-----|-----|-------|-----|----|-----|-----|---------|-----|
| SEASON | TEAM | GP-GS | MIN/AVG | FG-FGA | FG% | 3FG-FGA | 3FG% | FT-FTA | FT% | OFF | DEF | TOT | AVG | PF-FO | AST | TO | BLK | STL | PTS | AVG |
| 2020-21 | UC | 12-2 | 135/11.2 | 5-22 | .227 | 0-7 | .000 | 8-10 | .800 | 1 | 9 | 10 | 0.8 | 14-0 | 14 | 16 | 0 | 7 | 18 | 1.5 |
| TOTAL | | 12-2 | 135/11.2 | 5-22 | .227 | 0-7 | .000 | 8-10 | .800 | 1 | 9 | 10 | 0.8 | 14-0 | 14 | 16 | 0 | 7 | 18 | 1.5 |



#13 TARI EASON

FORWARD • 6-8 • 215 • FRESHMAN • HS • SEATTLE, WASH. (GARFIELD HS)

2020-21 Season (Freshman): Posted 13 points with nine rebounds and two steals at Tulane (2/9) ... tallied 14 points with five rebounds, four blocks and two steals at SMU (1/7) ... accounted for 11 points, six rebounds, two assists and two steals in 26 minutes at Georgia (12/19) ... tallied 13 points and a team-best nine rebounds with three assists and two steals against USF (12/16) ... scored eight points on 4-of-7 shooting with two assists and two blocks, playing 24 minutes in his first collegiate start vs. Furman (12/9) ... grabbed a team-best eight rebounds against Xavier (12/6) ... had two points, three rebounds and two blocks in eight minutes against Lipscomb (12/2).

Prior to Cincinnati: Averaged 23.0 points, 8.0 rebounds, 3.0 steals and 1.4 blocks during the 2019-20 season at Garfield High School, helping guide his team to the 3A state championship ... averaged 21 points and 12 rebounds during the three-game tournament run, earning most valuable player accolades ... named Washington's 3A state player of the year by the Associated Press and the Washington Interscholastic Basketball Coaches Association ... tabbed the top prospect in Washington according to Prep Hoops and considered one of the nation's Top 15 forwards by Rivals.com ... rated as a 4-star prospect by Rivals.com and 247Sports.com ... played his junior season at Federal Way High School in Federal Way, Washington, where he led the North Puget Sound League's Olympic Division in rebounding (11.0 per game) while averaging 19.0 points and 2.5 blocks ... helped lead the Eagles to the Class 4A state tournament semifinals.

Personal: Born May 10, 2001 in Portsmouth, Virginia ... son of Teroya Eason ... has three brothers, Tega Eason, Angel Eason and Avante Eason ... right-handed.

SEASON & CAREER STATISTICS

| 2020-21 Season | | Career |
|------------------------------------|-------------|------------------------------------|
| 14 at SMU, 1/7/21 | Pts | 14 at SMU, 1/7/21 |
| 10, 3x (last at SMU, 1/7/21) | FG Atts | 10, 3x (last at SMU, 1/7/21) |
| 6 at Tulane, 2/7/21 | FG Made | 6 at Tulane, 2/7/21 |
| 5 at Tennessee, 12/12/20 | 3PT-FG Atts | 5 at Tennessee, 12/12/20 |
| 1, 4x (last at SMU, 1/7/21) | 3PT-FG Made | 1, 4x (last at SMU, 1/7/21) |
| 6 vs. USF, 12/16/20 | FT Atts | 6 vs. USF, 12/16/20 |
| 4 vs. USF, 12/16/20 | FT Made | 4 vs. USF, 12/16/20 |
| 9, 2x (last at Tulane, 2/7/21) | Rebs | 9, 2x (last at Tulane, 2/7/21) |
| 3, 2x (last at Tulane, 2/7/21) | Assts | 3, 2x (last at Tulane, 2/7/21) |
| 2, 6x (last at Tulane, 2/7/21) | Stls | 2, 6x (last at Tulane, 2/7/21) |
| 4 at SMU, 1/7/21 | Blks | 4 at SMU, 1/7/21 |
| 26, 2x (last at Georgia, 12/19/20) | Mins | 26, 2x (last at Georgia, 12/19/20) |

MISCELLANEOUS STATISTICS

| CATEGORY | 2020-21 | CAREER |
|--------------------------------|---------|--------|
| Double-Figure Scoring Games | 4 | 4 |
| Double-Figure Rebounding Games | 0 | 0 |
| Double-Double Games | 0 | 0 |
| 20-Point Scoring Games | 0 | 0 |
| Games Led UC in Scoring | 0 | 0 |
| Games Led UC in Rebounding | 6 | 6 |
| Games Led UC in Assists | 1 | 1 |
| Games With 3+ Assists | 0 | 0 |
| Games With 3+ Blocks | 2 | 2 |
| Games With 3+ Steals | 0 | 0 |
| Games With 3+ 3-Pointers | 0 | 0 |

GAME-BY-GAME STATISTICS

2020-21 (FRESHMAN SEASON)

#13 EASON, Tari

| Opponent | Date | GS | Total | | | 3-Pointers | | Free throws | | Rebounds | | PF | A | T/O | BLK | STL | PTS | AVG | | |
|----------------|------------|----|-------|--------|-------|------------|-------|-------------|-------|----------|-----|----|-----|-----|-----|-----|-----|------|-----|-----|
| | | | MIN | FG-FGA | PCT | 3FG-3FGA | PCT | FT-FTA | PCT | OFF | DEF | | | | | | | | TOT | AVG |
| Lipscomb | 12/02/2020 | | 07:57 | 1-3 | .333 | 0-1 | .000 | 0-0 | .000 | 2 | 1 | 3 | 3.0 | 2 | 1 | 4 | 2 | 2.0 | | |
| Xavier | 12/06/2020 | | 14:42 | 1-5 | .200 | 0-1 | .000 | 0-0 | .000 | 3 | 5 | 8 | 5.5 | 2 | 2 | 1 | 0 | 2.2 | | |
| Furman | 12/09/2020 | * | 23:53 | 4-7 | .571 | 0-1 | .000 | 0-0 | .000 | 0 | 2 | 2 | 4.3 | 2 | 2 | 1 | 2 | 8.4 | | |
| at Tennessee | 12/12/2020 | * | 26:03 | 3-10 | .300 | 1-5 | .200 | 0-1 | .000 | 2 | 5 | 7 | 5.0 | 3 | 0 | 1 | 0 | 7.4 | | |
| South Fla. | 12/16/2020 | * | 23:58 | 4-7 | .571 | 1-2 | .500 | 4-6 | .667 | 5 | 4 | 9 | 5.8 | 0 | 3 | 2 | 1 | 13.6 | | |
| at Georgia | 12/19/2020 | | 26:14 | 5-7 | .714 | 1-1 | 1.000 | 0-1 | .000 | 2 | 4 | 6 | 5.8 | 1 | 2 | 3 | 2 | 11.7 | | |
| at UCF | 12/22/2020 | * | 09:47 | 1-1 | 1.000 | 0-0 | .000 | 3-4 | .750 | 1 | 3 | 4 | 5.6 | 5 | 1 | 3 | 0 | 5.6 | | |
| Tulsa | 01/02/2021 | * | 21:33 | 2-10 | .200 | 0-1 | .000 | 2-2 | 1.000 | 3 | 4 | 7 | 5.8 | 1 | 2 | 1 | 0 | 6.8 | | |
| at SMU | 01/07/2021 | * | 24:44 | 5-10 | .500 | 1-2 | .500 | 3-4 | .750 | 1 | 4 | 5 | 5.7 | 2 | 2 | 1 | 4 | 14.7 | | |
| at Wichita St. | 01/10/2021 | * | 22:19 | 4-8 | .500 | 0-2 | .000 | 0-0 | .000 | 2 | 2 | 4 | 5.5 | 4 | 0 | 3 | 1 | 8.7 | | |
| at Temple | 02/04/2021 | | 12:09 | 0-1 | .000 | 0-1 | .000 | 0-0 | .000 | 2 | 4 | 6 | 5.5 | 2 | 0 | 2 | 1 | 6.9 | | |
| at Tulane | 02/07/2021 | | 25:12 | 6-9 | .667 | 0-0 | .000 | 1-3 | .333 | 5 | 4 | 9 | 5.8 | 2 | 3 | 4 | 1 | 13.7 | | |
| Totals | | | 7 | 238:32 | 36-78 | .462 | 4-17 | .235 | 13-21 | .619 | 28 | 42 | 70 | 5.8 | 26 | 18 | 26 | 14 | 89 | 7.4 |

Player Averages

| Games Played | Minutes/game | Points/game | FG Pct | 3FG Pct | FT Pct | Rebounds/game | Assists/game | Turnovers/game | Assist/Turnover ratio | Steals/game | Blocks/game |
|--------------|--------------|-------------|--------|---------|--------|---------------|--------------|----------------|-----------------------|-------------|-------------|
| 12 | 19.9 | 7.4 | .462 | .235 | .619 | 5.8 | 1.5 | 2.2 | 0.7 | 1.2 | 1.2 |

CAREER STATISTICS

EASON, Tari

| | | | | Field Goals | | 3-Point | | F-Throws | | Rebounds | | | | | | | | | Scoring | |
|---------|------|-------|----------|-------------|------|---------|------|----------|------|----------|-----|-----|-----|-------|-----|----|-----|-----|---------|-----|
| SEASON | TEAM | GP-GS | MIN/AVG | FG-FGA | FG% | 3FG-FGA | 3FG% | FT-FTA | FT% | OFF | DEF | TOT | AVG | PF-FO | AST | TO | BLK | STL | PTS | AVG |
| 2020-21 | UC | 12-7 | 239/19.9 | 36-78 | .462 | 4-17 | .235 | 13-21 | .619 | 28 | 42 | 70 | 5.8 | 26-1 | 18 | 26 | 14 | 14 | 89 | 7.4 |
| TOTAL | | 12-7 | 239/19.9 | 36-78 | .462 | 4-17 | .235 | 13-21 | .619 | 28 | 42 | 70 | 5.8 | 26-1 | 18 | 26 | 14 | 14 | 89 | 7.4 |



#20 MAMOUDOU DIARRA

FORWARD • 6-9 • 225 • R-JUNIOR • 2L • BAMAKO, MALI (22 FEET ACADEMY [S.C.])

2020-21 Season (R-Junior): Has returned to team after initial decision to opt out of 2020-21 after season's first three games.

2019-20 Season (R-Sophomore): Played in 28 games as a reserve, averaging 3.0 points and 2.8 rebounds in 10.3 minutes ... shot 55.4 percent (31 of 56) from the field ... shot 71.4 percent (5 of 7) from 3-point range ... scored a season-high 12 points on 4-of-6 shooting with four rebounds and two blocks in a season-high 24 minutes against Temple (3/7) ... tallied eight points with seven rebounds in 19 minutes at USF (3/3) ... posted seven points on 3-of-3 shooting with four rebounds and two blocks against East Carolina (1/19).

2018-19 Season (R-Freshman): Played in 20 games as a reserve, averaging 2.3 points and 1.9 rebounds in 6.9 minutes ... scored a season-high nine points on 4-of-6 shooting with a pair of rebounds and a block in 13 minutes against Arkansas-Pine Bluff (11/27) ... tallied eight points and five rebounds in 12 minutes against South Carolina State (12/22) ... scored six points and grabbed six rebounds in a season-high 15 minutes at UConn (2/24).

2017-18 Season (Redshirt): Played in seven games as a reserve, averaging 2.9 points, 1.9 rebounds and 0.7 blocks in 6.6 minutes ... scored a season-high nine points with six rebounds and a block in a season-high 12 minutes against Western Carolina (11/13) ... netted five points and a three-pointer with three rebounds in nine minutes against Coppin State (11/16) ... recorded a pair of blocks against Alabama State (11/27) ... scored in five of his seven games ... named to the Bearcat Honor Roll during the fall 2017 semester.

Prior to Cincinnati: Helped 22 Feet Academy to a 29-9 record in 2016-17 while earning First Team All-Grind Session accolades and averaging 18.5 points, 10.2 rebounds and 3.2 blocks ... honored as one of 30 campers from 23 countries invited to participate in the NBA's Basketball Without Borders Camp surrounding the 2015 NBA All-Star Game.

Personal: Born Oct. 4, 1997 in Bamako, Mali ... son of Mastan Baha and Salifou Diarra ... has one sister, Kadidia ... his aunt Marietou Diarra played professional basketball in France ... right-handed.

SEASON & CAREER STATISTICS

| 2020-21 Season | Career | |
|--|-------------|---------------------------------|
| 4 vs. Furman, 12/10/20 | Pts | 12 vs. Temple, 3/7/20 |
| 3 at Wichita State, 1/10/21 | FG Atts | 6, 4x (last vs. Temple, 3/7/20) |
| 1, 3x (last at Wichita State, 1/10/21) | FG Made | 4, 2x (last vs. Temple, 3/7/20) |
| 1 vs. Lipscomb, 12/2/20 | 3PT-FG Atts | 2 vs. Temple, 3/7/20 |
| 0 | 3PT-FG Made | 1, 7x (last vs. Temple, 3/7/20) |
| 2 vs. Furman, 12/10/20 | FT Atts | 6 at USF, 3/3/20 |
| 2 vs. Furman, 12/10/20 | FT Made | 4, 2x (last at USF, 3/3/20) |
| 3 at SMU, 1/7/21 | Rebs | 9 vs. Alabama A&M, 11/14/19 |
| 2 vs. Xavier, 12/6/20 | Assts | 2 vs. Xavier, 12/6/20 |
| 1 at SMU, 1/7/21 | Stls | 2, 2x (last at USF, 3/3/20) |
| 0 | Blks | 2, 4x (last vs. Temple, 3/7/20) |
| 12 at SMU, 1/7/21 | Mins | 24 vs. Temple, 3/7/20 |

MISCELLANEOUS STATISTICS

| CATEGORY | 2017-18 | 2018-19 | 2019-20 | CAREER |
|--------------------------------|---------|---------|---------|--------|
| Double-Figure Scoring Games | 0 | 0 | 1 | 1 |
| Double-Figure Rebounding Games | 0 | 0 | 0 | 0 |
| Double-Double Games | 0 | 0 | 0 | 0 |
| 20-Point Scoring Games | 0 | 0 | 0 | 0 |
| Games Led Team in Scoring | 0 | 0 | 0 | 0 |
| Games Led Team in Rebounding | 0 | 0 | 0 | 0 |
| Games Led Team in Assists | 0 | 0 | 0 | 0 |
| Games With 3+ Assists | 0 | 0 | 0 | 0 |
| Games With 3+ Blocks | 0 | 0 | 0 | 0 |
| Games With 3+ Steals | 0 | 0 | 0 | 0 |
| Games With 3+ Three-Pointers | 0 | 0 | 0 | 0 |

CAREER STATISTICS

DIARRA, Mamoudou

| | | | | Field Goals | | 3-Point | | F-Throws | | Rebounds | | | | | | | | | | Scoring | |
|---------|------|-------|----------|-------------|------|---------|------|----------|------|----------|-----|-----|-----|-------|-----|----|-----|-----|-----|---------|--|
| SEASON | TEAM | GP-GS | MIN/AVG | FG-FGA | FG% | 3FG-FGA | 3FG% | FT-FTA | FT% | OFF | DEF | TOT | AVG | PF-FO | AST | TO | BLK | STL | PTS | AVG | |
| 2017-18 | UC | 7-0 | 46/6.6 | 7-20 | .350 | 1-2 | .500 | 5-6 | .833 | 5 | 8 | 13 | 1.9 | 3-0 | 2 | 4 | 5 | 1 | 20 | 2.9 | |
| 2018-19 | UC | 20-0 | 139/6.9 | 17-42 | .405 | 1-2 | .500 | 10-14 | .714 | 11 | 27 | 38 | 1.9 | 15-0 | 6 | 4 | 8 | 5 | 45 | 2.3 | |
| 2019-20 | UC | 28-0 | 289/10.3 | 31-56 | .554 | 5-7 | .714 | 18-29 | .621 | 28 | 49 | 77 | 2.8 | 39-0 | 7 | 20 | 11 | 10 | 85 | 3.0 | |
| 2020-21 | UC | 6-0 | 57/9.5 | 3-8 | .375 | 0-1 | .000 | 2-3 | .667 | 3 | 8 | 11 | 1.8 | 14-0 | 5 | 2 | 1 | 1 | 8 | 1.3 | |
| TOTAL | | 61-0 | 532/8.7 | 58-126 | .460 | 7-12 | .583 | 35-52 | .673 | 47 | 92 | 139 | 2.3 | 71-0 | 20 | 30 | 25 | 17 | 158 | 2.6 | |



#20 MAMOUDOU DIARRA

FORWARD • 6-9 • 225 • R-JUNIOR • 2L • BAMAKO, MALI (22 FEET ACADEMY [S.C.]

GAME-BY-GAME STATISTICS

2020-21 (R-JUNIOR SEASON)

#20 DIARRA, Mamoudou

| Opponent | Date | GS | MIN | Total | | 3-Pointers | | Free throws | | Rebounds | | | | PF | A | T/O | BLK | STL | PTS | AVG |
|----------------|------------|----|---------|-------|-------|------------|------|-------------|-------|----------|-----|-----|-----|----|---|-----|-----|-----|-----|-----|
| | | | | FG-FA | PCT | 3FG-3FA | PCT | FT-FTA | PCT | OFF | DEF | TOT | AVG | | | | | | | |
| Lipscomb | 12/02/2020 | | 07:12 | 0-1 | .000 | 0-1 | .000 | 0-0 | .000 | 0 | 2 | 2 | 2.0 | 4 | 0 | 0 | 0 | 0 | 0 | 0.0 |
| Xavier | 12/06/2020 | | 08:21 | 1-1 | 1.000 | 0-0 | .000 | 0-1 | .000 | 1 | 0 | 1 | 1.5 | 1 | 2 | 1 | 0 | 0 | 2 | 1.0 |
| Furman | 12/09/2020 | | 08:13 | 1-1 | 1.000 | 0-0 | .000 | 2-2 | 1.000 | 0 | 2 | 2 | 1.7 | 1 | 1 | 0 | 0 | 0 | 4 | 2.0 |
| Tulsa | 01/02/2021 | | 09:54 | 0-1 | .000 | 0-0 | .000 | 0-0 | .000 | 1 | 0 | 1 | 1.5 | 4 | 1 | 0 | 1 | 0 | 0 | 1.5 |
| at SMU | 01/07/2021 | | 12:06 | 0-1 | .000 | 0-0 | .000 | 0-0 | .000 | 1 | 2 | 3 | 1.8 | 2 | 0 | 0 | 0 | 1 | 0 | 1.2 |
| at Wichita St. | 01/10/2021 | | 11:25 | 1-3 | .333 | 0-0 | .000 | 0-0 | .000 | 0 | 2 | 2 | 1.8 | 2 | 1 | 1 | 0 | 0 | 2 | 1.3 |
| Totals | | | 0 57:11 | 3-8 | .375 | 0-1 | .000 | 2-3 | .667 | 3 | 8 | 11 | 1.8 | 14 | 5 | 2 | 1 | 1 | 8 | 1.3 |

Player Averages

| Games Played | Minutes/ game | Points/ game | FG Pct | 3FG Pct | FT Pct | Rebounds/ game | Assists/ game | Turnovers/ game | Assist/Turnover ratio | Steals/ game | Blocks/ game |
|--------------|---------------|--------------|--------|---------|--------|----------------|---------------|-----------------|-----------------------|--------------|--------------|
| 6 | 9.5 | 1.3 | 37.5 | 0.0 | 66.7 | 1.8 | 0.8 | 0.3 | 2.5 | 0.2 | 0.2 |

2019-20 (R-SOPHOMORE SEASON)

#20 DIARRA, Mamoudou

| Opponent | Date | GS | MIN | Total | | 3-Pointers | | Free throws | | Rebounds | | | | PF | A | T/O | BLK | STL | PTS | AVG | |
|--------------------|------------|-------|-----|--------|-------|------------|-----|-------------|-------|----------|-----|-----|-----|-----|----|-----|-----|-----|-----|-----|-----|
| | | | | FG-FGA | PCT | 3FG-3FGA | PCT | FT-FTA | PCT | OFF | DEF | TOT | AVG | | | | | | | | |
| N.C. Central | 11/13/2018 | 04:11 | 1-1 | 1.000 | 0-0 | .000 | 0-0 | .000 | 0 | 2 | 2 | 2.0 | 1 | 0 | 0 | 0 | 0 | 0 | 2.0 | | |
| Western Mich. | 11/19/2018 | 12:33 | 0-2 | .000 | 0-0 | .000 | 2-4 | .500 | 2 | 4 | 6 | 4.0 | 2 | 1 | 0 | 0 | 1 | 2 | 2.0 | | |
| vs Ole Miss | 11/24/2018 | 02:00 | 0-0 | .000 | 0-0 | .000 | 0-0 | .000 | 0 | 1 | 1 | 3.0 | 0 | 0 | 0 | 0 | 0 | 0 | 1.3 | | |
| Ark.-Pine Bluff | 11/27/2018 | 13:15 | 4-6 | .667 | 1-1 | 1.000 | 0-0 | .000 | 0 | 2 | 2 | 2.8 | 2 | 0 | 0 | 1 | 0 | 9 | 3.3 | | |
| UCLA | 12/19/2018 | 05:01 | 0-2 | .000 | 0-0 | .000 | 0-0 | .000 | 0 | 1 | 1 | 2.4 | 0 | 1 | 0 | 0 | 0 | 0 | 2.6 | | |
| South Carolina St. | 12/22/2018 | 12:15 | 3-6 | .500 | 0-1 | .000 | 2-3 | .667 | 1 | 4 | 5 | 2.8 | 1 | 0 | 0 | 0 | 0 | 8 | 3.5 | | |
| Tulane | 01/02/2019 | 12:26 | 2-4 | .500 | 0-0 | .000 | 0-0 | .000 | 2 | 4 | 6 | 3.3 | 1 | 1 | 0 | 2 | 4 | 3.6 | 3.6 | | |
| at Tulsa | 01/10/2019 | 00:00 | 0-0 | .000 | 0-0 | .000 | 0-0 | .000 | 0 | 0 | 0 | 2.9 | 0 | 0 | 0 | 0 | 0 | 0 | 3.1 | | |
| South Fla. | 01/15/2019 | 02:49 | 0-1 | .000 | 0-0 | .000 | 0-0 | .000 | 0 | 0 | 0 | 2.6 | 0 | 0 | 0 | 0 | 0 | 0 | 2.8 | | |
| at Wichita St. | 01/19/2019 | 01:00 | 0-0 | .000 | 0-0 | .000 | 0-0 | .000 | 0 | 0 | 0 | 2.3 | 0 | 0 | 0 | 0 | 0 | 0 | 2.5 | | |
| Tulsa | 01/24/2019 | 10:27 | 2-5 | .400 | 0-0 | .000 | 0-0 | .000 | 1 | 0 | 1 | 2.2 | 3 | 0 | 0 | 1 | 0 | 4 | 2.6 | | |
| at Temple | 01/27/2019 | 02:05 | 0-0 | .000 | 0-0 | .000 | 0-0 | .000 | 0 | 0 | 0 | 2.0 | 1 | 0 | 0 | 0 | 0 | 0 | 2.4 | | |
| at Memphis | 02/07/2019 | 02:50 | 0-1 | .000 | 0-0 | .000 | 0-0 | .000 | 0 | 2 | 2 | 2.0 | 0 | 0 | 0 | 0 | 0 | 0 | 2.2 | | |
| at UConn | 02/24/2019 | 14:22 | 2-5 | .400 | 0-0 | .000 | 2-2 | 1.000 | 2 | 4 | 6 | 2.3 | 2 | 1 | 2 | 1 | 0 | 6 | 2.5 | | |
| at SMU | 02/27/2019 | 04:48 | 0-0 | .000 | 0-0 | .000 | 0-0 | .000 | 0 | 1 | 1 | 2.2 | 0 | 0 | 0 | 0 | 0 | 1 | 0 | 2.3 | |
| at UCF | 03/07/2019 | 14:48 | 1-3 | .333 | 0-0 | .000 | 1-2 | .500 | 2 | 1 | 3 | 2.3 | 0 | 1 | 0 | 1 | 2 | 3 | 2.4 | | |
| Houston | 03/10/2019 | 07:33 | 1-3 | .333 | 0-0 | .000 | 3-3 | 1.000 | 0 | 1 | 1 | 2.2 | 1 | 0 | 0 | 1 | 0 | 5 | 2.5 | | |
| vs SMU | 03/15/2019 | 07:49 | 0-1 | .000 | 0-0 | .000 | 0-0 | .000 | 1 | 0 | 1 | 2.1 | 0 | 1 | 1 | 0 | 0 | 0 | 2.4 | | |
| vs Wichita St. | 03/16/2019 | 05:14 | 1-1 | 1.000 | 0-0 | .000 | 0-0 | .000 | 0 | 0 | 0 | 2.0 | 0 | 0 | 0 | 1 | 1 | 2 | 2.4 | | |
| vs Iowa | 03/22/2019 | 03:27 | 0-1 | .000 | 0-0 | .000 | 0-0 | .000 | 0 | 0 | 0 | 1.9 | 1 | 0 | 0 | 0 | 0 | 0 | 2.3 | | |
| Totals | | | 0 | 138:53 | 17-42 | .405 | 1-2 | .500 | 10-14 | .714 | 11 | 27 | 38 | 1.9 | 15 | 6 | 4 | 8 | 5 | 45 | 2.3 |

Player Averages

| Games Played | Minutes/ game | Points/ game | FG Pct | 3FG Pct | FT Pct | Rebounds/ game | Assists/ game | Turnovers/ game | Assist/Turnover ratio | Steals/ game | Blocks/ game |
|--------------|---------------|--------------|--------|---------|--------|----------------|---------------|-----------------|-----------------------|--------------|--------------|
| 20 | 6.9 | 2.3 | 40.5 | 50.0 | 71.4 | 1.9 | 0.3 | 0.2 | 1.5 | 0.3 | 0.4 |

2018-19 (R-FRESHMAN SEASON)

#20 DIARRA, Mamoudou

| Opponent | Date | GS | MIN | Total | | 3-Pointers | | Free throws | | Rebounds | | | | PF | A | T/O | BLK | STL | PTS | AVG | |
|-----------------|------------|-------|-----|-------|------|------------|-----|-------------|-----|----------|-----|-----|-----|-----|---|-----|-----|-----|-----|-----|-----|
| | | | | FG-FA | PCT | 3FG-3FGA | PCT | FT-FTA | PCT | OFF | DEF | TOT | AVG | | | | | | | | |
| Savannah St. | 11/10/2017 | 00:00 | 0-0 | .000 | 0-0 | .000 | 0-0 | .000 | 0 | 0 | 0 | 0.0 | 0 | 0 | 1 | 0 | 0 | 0 | 0.0 | | |
| Western Caro. | 11/13/2017 | 12:00 | 3-6 | .500 | 0-0 | .000 | 3-4 | .750 | 2 | 4 | 6 | 3.0 | 1 | 0 | 0 | 1 | 0 | 9 | 4.5 | | |
| Coppin St. | 11/16/2017 | 09:00 | 1-5 | .200 | 1-2 | .500 | 2-2 | 1.000 | 1 | 2 | 3 | 3.0 | 0 | 1 | 1 | 1 | 0 | 5 | 4.7 | | |
| Alabama St. | 11/27/2017 | 08:00 | 1-4 | .250 | 0-0 | .000 | 0-0 | .000 | 1 | 1 | 2 | 2.8 | 1 | 0 | 0 | 2 | 1 | 2 | 4.0 | | |
| Mississippi St. | 12/12/2017 | 01:00 | 0-0 | .000 | 0-0 | .000 | 0-0 | .000 | 0 | 0 | 0 | 2.2 | 0 | 0 | 0 | 0 | 0 | 0 | 3.2 | | |
| Ark.-Pine Bluff | 12/19/2017 | 12:00 | 1-3 | .333 | 0-0 | .000 | 0-0 | .000 | 1 | 0 | 1 | 2.0 | 1 | 1 | 2 | 1 | 0 | 2 | 3.0 | | |
| Memphis | 12/31/2017 | 04:00 | 1-2 | .500 | 0-0 | .000 | 0-0 | .000 | 0 | 1 | 1 | 1.9 | 0 | 0 | 0 | 0 | 0 | 2 | 2.9 | | |
| Totals | | | 0 | 46:00 | 7-20 | .350 | 1-2 | .500 | 5-6 | .833 | 5 | 8 | 13 | 1.9 | 3 | 2 | 4 | 5 | 1 | 20 | 2.9 |

Player Averages

| Games Played | Minutes/ game | Points/ game | FG Pct | 3FG Pct | FT Pct | Rebounds/ game | Assists/ game | Turnovers/ game | Assist/Turnover ratio | Steals/ game | Blocks/ game |
|--------------|---------------|--------------|--------|---------|--------|----------------|---------------|-----------------|-----------------------|--------------|--------------|
| 7 | 6.6 | 2.9 | 35.0 | 50.0 | 83.3 | 1.9 | 0.3 | 0.6 | 0.5 | 0.1 | 0.7 |



#23 MIKA ADAMS-WOODS

GUARD • 6-3 • 185 • SOPHOMORE • 1L • SYRACUSE, N.Y./BISHOP LUDDEN HS/NEW HAMPTON SCHOOL (N.H.)

2020-21 Season (Sophomore): Tallied 14 points on 5-of-6 shooting with a career-high four 3-pointers at SMU (1/7) ... posted a career-high 16 points against Lipscomb (12/2).

2019-20 Season (Freshman): Started 19 of 29 games played, averaging 5.0 points, 2.2 rebounds and 1.6 assists in 21.4 minutes ... scored a season-high 14 points with a trio of 3-pointers, three assists and two steals against Memphis (2/13) ... tallied 11 points with four assists in his first collegiate start against No. 21 Tennessee (12/18) ... contributed 10 points on 4-of-4 shooting with a pair of threes at Xavier (12/7) ... registered 10 points on a pair of threes to go with five rebounds against UNLV (11/30) ... scored 10 points and grabbed a season-high six rebounds at East Carolina (2/16) ... scored in double figures in seven games.

Prior to Cincinnati: Averaged 19.0 points, 6.2 rebounds, 4.5 assists and 1.9 steals while shooting 52.5 percent from three-point range during the 2018-19 season, his second year at New Hampton School (N.H.) ... helped lead the prep school to a runner-up finish at the 2018 NEPSAC AAA Championship while averaging 16.1 points, 5.1 rebounds, 4.2 assists and 1.9 steals ... earned New England Preparatory School Athletic Council (NEPSAC) Class AAA first-team honors each of the past two seasons at the New Hampton School ... rated as the No. 10 prospect in New England by the New England Recruiting Report and the No. 2 player in the state. He was also the No. 34 point guard nationally according to Rivals.com ... spent three seasons at Bishop Ludden High School in Syracuse, N.Y., where he scored over 1,200 points. He averaged 19.8 points as a junior in 2016-17 while earning first-team All-Central New York honors.

Personal: Born Feb. 23, 2000 in Syracuse, New York ... son of Porsche and Carzel ... Guardian is Victoria Woods ... has one brother, Joseph and one sister, Myeisha ... left-handed.

SEASON & CAREER STATISTICS

| 2020-21 Season | | Career |
|--------------------------------|-------------|-----------------------------------|
| 16 vs. Lipscomb, 12/2/20 | Pts | 16 vs. Lipscomb, 12/2/20 |
| 14 vs. Lipscomb, 12/2/20 | FG Atts | 14 vs. Lipscomb, 12/2/20 |
| 6 vs. Lipscomb, 12/2/20 | FG Made | 6 vs. Lipscomb, 12/2/20 |
| 5, 3x (last at SMU, 1/7/21) | 3PT-FG Atts | 7 vs. Memphis, 2/13/20 |
| 4 at SMU, 1/7/21 | 3PT-FG Made | 4 at SMU, 1/7/21 |
| 6 at Temple, 2/4/21 | FT Atts | 6 at Temple, 2/4/21 |
| 4 vs. Furman, 12/10/20 | FT Made | 4, 4x (last vs. Furman, 12/10/20) |
| 4 at SMU, 1/7/21 | Rebs | 6 at ECU, 2/16/20 |
| 3, 2x (last at Temple, 2/4/21) | Assts | 5, 2x (last at UCF, 1/11/20) |
| 2, 4x (last at Tulane, 2/7/21) | Stls | 2, 8x (last at SMU, 1/7/21) |
| 1, 3x (last at SMU, 1/7/21) | Blks | 2 vs. SMU, 1/28/20 |
| 33 vs. Lipscomb, 12/2/20 | Mins | 40 at ECU, 2/16/20 |

MISCELLANEOUS STATISTICS

| CATEGORY | 2019-20 | 2020-21 | CAREER |
|--------------------------------|---------|---------|--------|
| Double-Figure Scoring Games | 7 | 2 | 9 |
| Double-Figure Rebounding Games | 0 | 0 | 0 |
| Double-Double Games | 0 | 0 | 0 |
| 20-Point Scoring Games | 0 | 0 | 0 |
| Games Led Team in Scoring | 0 | 1 | 1 |
| Games Led Team in Rebounding | 0 | 0 | 0 |
| Games Led Team in Assists | 2 | 1 | 3 |
| Games With 3+ Assists | 7 | 2 | 9 |
| Games With 3+ Blocks | 0 | 0 | 0 |
| Games With 3+ Steals | 0 | 0 | 0 |
| Games With 3+ 3-Pointers | 1 | 1 | 2 |

GAME-BY-GAME STATISTICS

2020-21 (SOPHOMORE SEASON)

#23 ADAMS-WOODS, Mika

| Opponent | Date | GS | MIN | Total | | 3-Pointers | | Free throws | | Rebounds | | | PF | A | T/O | BLK | STL | PTS | AVG | | |
|----------------|------------|----|-------|--------|-------|------------|-------|-------------|-------|----------|-----|-----|----|-----|-----|-----|-----|-----|------|-----|-----|
| | | | | FG | FGA | PCT | 3FG | 3FGA | PCT | FT | FTA | PCT | | | | | | | | OFF | DEF |
| Lipscomb | 12/02/2020 | * | 33:15 | 6-14 | .429 | 1-5 | .200 | 3-3 | 1.000 | 1 | 2 | 3 | 10 | 1 | 2 | 1 | 0 | 16 | 16.0 | | |
| Xavier | 12/06/2020 | * | 30:42 | 2-8 | .250 | 0-2 | .000 | 1-2 | .500 | 0 | 1 | 1 | 2 | 1 | 3 | 1 | 2 | 5 | 10.5 | | |
| Furman | 12/09/2020 | * | 26:39 | 1-3 | .333 | 1-1 | 1.000 | 4-4 | 1.000 | 0 | 1 | 1 | 7 | 4 | 1 | 0 | 0 | 7 | 9.3 | | |
| at Tennessee | 12/12/2020 | * | 27:29 | 3-6 | .500 | 1-2 | .500 | 1-1 | 1.000 | 0 | 1 | 1 | 15 | 2 | 1 | 2 | 0 | 1 | 8 | 9.0 | |
| South Fla. | 12/16/2020 | * | 27:21 | 2-7 | .286 | 1-3 | .333 | 0-0 | .000 | 0 | 0 | 0 | 12 | 0 | 1 | 0 | 0 | 5 | 8.2 | | |
| at Georgia | 12/19/2020 | * | 26:09 | 3-13 | .231 | 0-5 | .000 | 2-2 | 1.000 | 0 | 2 | 2 | 13 | 1 | 2 | 0 | 1 | 2 | 8 | 8.2 | |
| at UCF | 12/22/2020 | * | 28:57 | 3-6 | .500 | 1-4 | .250 | 2-2 | 1.000 | 3 | 0 | 3 | 16 | 3 | 1 | 3 | 0 | 9 | 9.3 | | |
| Tulsa | 01/02/2021 | * | 23:43 | 1-7 | .143 | 0-3 | .000 | 3-3 | 1.000 | 1 | 1 | 2 | 6 | 1 | 2 | 0 | 0 | 0 | 5 | 7.3 | |
| at SMU | 01/07/2021 | * | 29:51 | 5-6 | .833 | 4-5 | .800 | 0-0 | .000 | 1 | 3 | 4 | 19 | 3 | 2 | 2 | 2 | 14 | 8.6 | | |
| at Wichita St. | 01/10/2021 | * | 30:40 | 0-5 | .000 | 0-2 | .000 | 2-2 | 1.000 | 0 | 2 | 2 | 19 | 1 | 2 | 0 | 0 | 0 | 2 | 7.9 | |
| at Temple | 02/04/2021 | * | 22:23 | 0-2 | .000 | 0-1 | .000 | 3-6 | .500 | 0 | 1 | 1 | 8 | 1 | 3 | 0 | 1 | 3 | 7.5 | | |
| at Tulane | 02/07/2021 | * | 23:43 | 2-4 | .500 | 1-2 | .500 | 0-0 | .000 | 0 | 1 | 1 | 8 | 1 | 1 | 1 | 0 | 2 | 5 | 7.3 | |
| Totals | | | 10 | 330:52 | 28-81 | .346 | 10-35 | .286 | 21-25 | .840 | 6 | 15 | 21 | 1.8 | 18 | 20 | 11 | 3 | 10 | 87 | 7.3 |

Player Averages

| Games Played | Minutes/game | Points/game | FG Pct | 3FG Pct | FT Pct | Rebounds/game | Assists/game | Turnovers/game | Assist/Turnover ratio | Steals/game | Blocks/game |
|--------------|--------------|-------------|--------|---------|--------|---------------|--------------|----------------|-----------------------|-------------|-------------|
| 12 | 27.6 | 7.3 | 34.6 | 28.6 | 84.0 | 1.8 | 1.7 | 0.9 | 1.8 | 0.8 | 0.3 |

2019-20 (FRESHMAN SEASON)

#3 ADAMS-WOODS, Mika

| Opponent | Date | GS | MIN | Total | | 3-Pointers | | Free throws | | Rebounds | | PF | A | T/O | BLK | STL | PTS | AVG | | | |
|------------------|------------|----|-------|--------|--------|------------|-------|-------------|-------|----------|-----|----|-----|-----|-----|-----|-----|-----|-----|-----|-----|
| | | | | FG-FA | CT | 3FG-3FGA | CT | FT-FTA | CT | OFF | DEF | | | | | | | | TOT | AVG | |
| Drake | 11/12/2019 | | 13:32 | 1-3 | .333 | 0-0 | .000 | 0-0 | .000 | 0 | 5 | 5 | 2 | 3 | 0 | 0 | 1 | 2 | 2.0 | | |
| Alabama A&M | 11/14/2019 | | 13:30 | 1-3 | .333 | 1-2 | .500 | 2-2 | 1.000 | 0 | 1 | 1 | 3 | 0 | 1 | 4 | 0 | 5 | 3.5 | | |
| vs Illinois St. | 11/22/2019 | | 13:00 | 0-0 | .000 | 0-0 | .000 | 0-1 | .000 | 0 | 1 | 1 | 2 | 1 | 0 | 3 | 0 | 0 | 2.3 | | |
| vs Bowling Green | 11/24/2019 | | 04:00 | 0-1 | .000 | 0-0 | .000 | 0-0 | .000 | 0 | 0 | 0 | 1.8 | 0 | 0 | 0 | 0 | 0 | 1.8 | | |
| vs Valparaiso | 11/25/2019 | | 18:00 | 4-6 | .667 | 1-2 | .500 | 1-1 | 1.000 | 0 | 1 | 1 | 1.6 | 2 | 0 | 2 | 0 | 1 | 10 | 3.4 | |
| UNLV | 11/30/2019 | | 28:39 | 4-6 | .667 | 2-4 | .500 | 0-1 | .000 | 0 | 5 | 5 | 2.2 | 4 | 1 | 1 | 1 | 10 | 4.5 | | |
| Vermont | 12/03/2019 | | 17:38 | 1-2 | .500 | 0-0 | .000 | 4-4 | 1.000 | 0 | 3 | 3 | 2.3 | 1 | 2 | 1 | 0 | 1 | 6 | 4.7 | |
| at Xavier | 12/07/2019 | | 21:08 | 4-4 | 1.000 | 2-2 | 1.000 | 0-0 | .000 | 0 | 3 | 3 | 2.4 | 1 | 0 | 2 | 0 | 10 | 5.4 | | |
| Colgate | 12/14/2019 | * | 24:24 | 2-5 | .400 | 2-4 | .500 | 2-2 | 1.000 | 0 | 1 | 1 | 2.2 | 2 | 0 | 1 | 0 | 0 | 8 | 5.7 | |
| Tennessee | 12/18/2019 | * | 31:23 | 3-6 | .500 | 1-3 | .333 | 4-4 | 1.000 | 0 | 3 | 3 | 2.3 | 1 | 4 | 0 | 0 | 11 | 6.2 | | |
| vs Iowa | 12/21/2019 | * | 22:38 | 3-5 | .600 | 2-3 | .667 | 2-2 | 1.000 | 0 | 5 | 5 | 2.5 | 4 | 1 | 0 | 2 | 10 | 6.5 | | |
| UConn | 01/01/2020 | * | 26:50 | 1-3 | .333 | 1-2 | .500 | 1-2 | .500 | 0 | 3 | 3 | 2.6 | 2 | 5 | 2 | 0 | 4 | 6.3 | | |
| at Tulane | 01/04/2020 | * | 13:42 | 1-4 | .250 | 0-3 | .000 | 0-0 | .000 | 0 | 1 | 1 | 2.5 | 5 | 0 | 1 | 0 | 0 | 2 | 6.0 | |
| Tulsa | 01/08/2020 | * | 13:41 | 0-1 | .000 | 0-1 | .000 | 0-0 | .000 | 0 | 1 | 1 | 2.4 | 4 | 0 | 1 | 0 | 0 | 5.6 | | |
| at UCF | 01/11/2020 | * | 20:00 | 1-2 | .500 | 1-2 | .500 | 0-0 | .000 | 0 | 1 | 1 | 2.3 | 1 | 5 | 0 | 0 | 1 | 3 | 5.4 | |
| at Memphis | 01/16/2020 | * | 26:09 | 1-4 | .250 | 0-3 | .000 | 0-0 | .000 | 0 | 1 | 1 | 2.2 | 3 | 2 | 2 | 0 | 2 | 5.2 | | |
| East Carolina | 01/19/2020 | * | 18:09 | 1-2 | .500 | 1-2 | .500 | 0-0 | .000 | 1 | 2 | 3 | 2.2 | 2 | 4 | 0 | 1 | 1 | 3 | 5.1 | |
| at Temple | 01/22/2020 | * | 22:12 | 1-4 | .250 | 1-4 | .250 | 0-0 | .000 | 0 | 2 | 2 | 2.2 | 1 | 1 | 1 | 0 | 0 | 3 | 4.9 | |
| SMU | 01/28/2020 | * | 21:47 | 0-2 | .000 | 0-1 | .000 | 0-0 | .000 | 0 | 1 | 1 | 2.2 | 0 | 1 | 1 | 2 | 2 | 0 | 4.7 | |
| Houston | 02/01/2020 | * | 23:09 | 1-4 | .250 | 0-2 | .000 | 0-0 | .000 | 0 | 1 | 1 | 2.1 | 2 | 1 | 0 | 0 | 0 | 2 | 4.6 | |
| at Wichita St. | 02/06/2020 | * | 17:51 | 2-4 | .500 | 0-0 | .000 | 0-0 | .000 | 0 | 0 | 0 | 2.0 | 2 | 2 | 0 | 0 | 0 | 4 | 4.5 | |
| at UConn | 02/09/2020 | * | 20:34 | 1-1 | 1.000 | 1-1 | 1.000 | 0-0 | .000 | 0 | 3 | 3 | 2.0 | 4 | 0 | 2 | 0 | 0 | 3 | 4.5 | |
| Memphis | 02/13/2020 | * | 35:57 | 4-10 | .400 | 3-7 | .429 | 3-4 | .750 | 1 | 3 | 4 | 2.1 | 1 | 3 | 0 | 1 | 2 | 14 | 4.9 | |
| at East Carolina | 02/16/2020 | * | 39:44 | 4-9 | .444 | 1-3 | .333 | 1-2 | .500 | 3 | 3 | 6 | 2.3 | 3 | 4 | 3 | 1 | 2 | 10 | 5.1 | |
| UCF | 02/19/2020 | * | 21:44 | 1-3 | .333 | 0-1 | .000 | 2-2 | 1.000 | 0 | 0 | 0 | 2.2 | 0 | 4 | 2 | 0 | 0 | 4 | 5.0 | |
| Wichita St. | 02/23/2020 | * | 28:33 | 3-7 | .429 | 0-1 | .000 | 1-2 | .500 | 3 | 2 | 5 | 2.3 | 0 | 0 | 0 | 0 | 0 | 7 | 5.1 | |
| at Houston | 03/01/2020 | * | 29:29 | 1-4 | .250 | 1-2 | .500 | 3-4 | .750 | 0 | 2 | 2 | 2.3 | 1 | 0 | 1 | 0 | 2 | 6 | 5.1 | |
| at South Fla. | 03/03/2020 | * | 23:16 | 0-1 | .000 | 0-1 | .000 | 4-4 | 1.000 | 0 | 1 | 1 | 2.3 | 2 | 1 | 1 | 0 | 0 | 4 | 5.1 | |
| Temple | 03/07/2020 | * | 17:57 | 1-4 | .250 | 1-3 | .333 | 0-2 | .000 | 0 | 1 | 1 | 2.2 | 1 | 2 | 0 | 1 | 0 | 3 | 5.0 | |
| Totals | | | 19 | 622:36 | 47-110 | .427 | 22-59 | .373 | 30-39 | .769 | 8 | 56 | 64 | 2.2 | 57 | 45 | 31 | 8 | 17 | 146 | 5.0 |

Player Averages

| Games Played | Minutes/game | Points/game | FG Pct | 3FG Pct | FT Pct | Rebounds/game | Assists/game | Turnovers/game | Assist/Turnover ratio | Steals/game | Blocks/game |
|--------------|--------------|-------------|--------|---------|--------|---------------|--------------|----------------|-----------------------|-------------|-------------|
| 29 | 21.5 | 5.0 | 42.7 | 37.3 | 76.9 | 2.2 | 1.6 | 1.1 | 1.5 | 0.6 | 0.3 |

CAREER STATISTICS

ADAMS-WOODS, Mika

| | | | | Field Goals | | 3-Point | | F-Throws | | Rebounds | | | | | | | | | | Scoring | |
|---------|------|-------|----------|-------------|------|---------|------|----------|------|----------|-----|-----|-----|-------|-----|----|-----|-----|-----|---------|--|
| SEASON | TEAM | GP-GS | MIN/AVG | FG-FGA | FG% | 3FG-FGA | 3FG% | FT-FTA | FT% | OFF | DEF | TOT | AVG | PF-FO | AST | TO | BLK | STL | PTS | AVG | |
| 2019-20 | UC | 29-19 | 623/21.5 | 47-110 | .427 | 22-59 | .373 | 30-39 | .769 | 8 | 56 | 64 | 2.2 | 57-1 | 45 | 31 | 8 | 17 | 146 | 5.0 | |
| 2020-21 | UC | 12-10 | 331/27.6 | 28-81 | .346 | 10-35 | .286 | 21-25 | .840 | 6 | 15 | 21 | 1.8 | 18-0 | 20 | 11 | 3 | 10 | 87 | 7.3 | |
| TOTAL | | 41-29 | 953/23.3 | 75-191 | .393 | 32-94 | .340 | 51-64 | .797 | 14 | 71 | 85 | 2.1 | 75-1 | 65 | 42 | 11 | 27 | 233 | 5.7 | |



#24 JEREMIAH DAVENPORT

GUARD • 6-7 • 205 • SOPHOMORE • 1L • CINCINNATI, OHIO (MOELLER HS/HARGRAVE MILITARY ACADEMY)

2019-20 Season (Sophomore): Registered 14 points with a trio of threes and a team-high seven rebounds at Temple (2/4) ... posted first career double-double with 18 points and 10 rebounds with a trio of threes in first career start at SMU (1/7) ... tallied 16 points with a trio of threes and a team-high seven rebounds vs. Tulsa (1/2) ... scored a team-high 18 points with six rebounds at Georgia (12/19) ... poured in 14 points with four 3-pointers at No. 12 Tennessee (12/12) ... scored eight points with a pair of threes against Furman (12/9) ... hit a pair of threes against Xavier (12/6).

2019-20 Season (Freshman): Played in 18 games as a reserve, averaging 1.9 points and 1.0 rebounds in 6.8 minutes ... underwent season-ending knee surgery on Mar. 2 ... shot 76.5 percent (13 of 17) from the free throw line ... scored a season-high eight points in 12 minutes against Memphis (2/13) ... posted seven points and a season-best six rebounds in a season-high 16 minutes against Bowling Green (11/25).

Prior to Cincinnati: Averaged 16.5 points, 7.4 rebounds and 2.1 steals while shooting 42 percent from three-point range at Hargrave Military Academy (Chatham, Va.) ... helped guide the Tigers to a 35-3 overall mark last season while earning most valuable player honors at the Legacy Nissan Classic and National Prep Showcase ... averaged 15.7 points, 6.2 rebounds and 2.1 assists and shooting 59 percent from the field as a senior at Moeller in 2017-18 ... earned Greater Cincinnati Boys Basketball Player of the Year accolades, Greater Catholic League South Co-Player of the Year honors and was named an Ohio Division I Boys Basketball Third-Team selection by the Ohio Prep Sportswriters Association ... helped lead the Crusaders to consecutive state championship game appearances as a junior and senior, winning the title in 2017-18 ... Moeller posted a 55-4 mark with Davenport playing varsity as a junior and senior, including a 27-3 record in 2017-18.

Personal: Born Sept. 24, 1999 in Cincinnati, Ohio ... son of Sheila and Darren Davenport ... has two brothers, Michael and Joshua, and three sisters Gabrielle, Naomi and Deborah ... comes from a basketball family, mother (Morehead State) and father (Alcorn State), along with brothers, Michael (St. Bonaventure, 2008-12) and Joshua (Winthrop, 2013-17) and sister, Naomi (West Virginia, 2017-19) all played NCAA Division I basketball ... right-handed.

SEASON & CAREER STATISTICS

| 2020-21 Season | | Career |
|---------------------------------|-------------|-----------------------------------|
| 18, 2x (last at SMU, 1/7/21) | Pts | 18, 2x (last at SMU, 1/7/21) |
| 13, 3x (last at Temple, 2/4/21) | FG Atts | 13, 3x (last at Temple, 2/4/21) |
| 7 at SMU, 1/7/21 | FG Made | 7 at SMU, 1/7/21 |
| 8, 2x (last at Temple, 2/4/21) | 3PT-FG Atts | 8, 2x (last at Temple, 2/4/21) |
| 4 at Tennessee, 12/12/20 | 3PT-FG Made | 8 at SMU, 1/7/21 |
| 6 at Georgia, 12/19/20 | FT Atts | 6, 2x (last at Georgia, 12/19/20) |
| 5 at Georgia, 12/19/20 | FT Made | 5, 2x (last at Georgia, 12/19/20) |
| 10 at SMU, 1/7/21 | Rebs | 10 at SMU, 1/7/21 |
| 4 vs. Lipscomb, 12/2/20 | Assts | 4 vs. Lipscomb, 12/2/20 |
| 2, 2x (last at Temple, 2/4/21) | Stls | 2, 2x (last at Temple, 2/4/21) |
| 1 at Georgia, 12/19/20 | Blks | 1 at Georgia, 12/19/20 |
| 36 at Temple, 2/4/21 | Mins | 36 at Temple, 2/4/21 |

MISCELLANEOUS STATISTICS

| CATEGORY | 2019-20 | 2020-21 | CAREER |
|--------------------------------|---------|---------|--------|
| Double-Figure Scoring Games | 0 | 4 | 4 |
| Double-Figure Rebounding Games | 0 | 0 | 0 |
| Double-Double Games | 0 | 0 | 0 |
| 20-Point Scoring Games | 0 | 0 | 0 |
| Games Led Team in Scoring | 0 | 2 | 2 |
| Games Led Team in Rebounding | 0 | 4 | 4 |
| Games Led Team in Assists | 0 | 1 | 1 |
| Games With 3+ Assists | 0 | 1 | 1 |
| Games With 3+ Blocks | 0 | 0 | 0 |
| Games With 3+ Steals | 0 | 0 | 0 |
| Games With 3+ 3-Pointers | 0 | 3 | 3 |

GAME-BY-GAME STATISTICS

2020-21 (SOPHOMORE SEASON)

#24 DAVENPORT, Jeremiah

| Opponent | Date | GS | MIN | Total FG-FGA | PCT | 3FG-3FGA | PCT | FT-FTA | PCT | Rebounds OFF DEF TOT AVG | PF | A | T/O | BLK | STL | PTS | AVG |
|----------------|------------|----|----------|--------------|------|----------|------|--------|-------|--------------------------|----|----|-----|-----|-----|-----|------|
| Lipscomb | 12/02/2020 | | 14:05 | 2-3 | .667 | 0-1 | .000 | 0-0 | .000 | 0 2 2 2.0 | 0 | 4 | 2 | 0 | 2 | 4 | 4.0 |
| Xavier | 12/06/2020 | | 16:35 | 2-6 | .333 | 2-4 | .500 | 0-0 | .000 | 1 0 1 1.5 | 3 | 0 | 1 | 0 | 0 | 6 | 5.0 |
| Furman | 12/09/2020 | | 15:43 | 3-4 | .750 | 2-3 | .667 | 0-0 | .000 | 1 0 1 1.3 | 2 | 2 | 2 | 0 | 1 | 8 | 6.0 |
| at Tennessee | 12/12/2020 | | 25:59 | 5-8 | .625 | 4-7 | .571 | 0-1 | .000 | 0 2 2 1.5 | 3 | 0 | 0 | 0 | 1 | 14 | 8.0 |
| South Fla. | 12/16/2020 | | 25:41 | 2-7 | .286 | 0-3 | .000 | 0-0 | .000 | 1 1 2 1.6 | 2 | 0 | 1 | 0 | 1 | 4 | 7.2 |
| at Georgia | 12/19/2020 | | 23:53 | 6-13 | .462 | 1-6 | .167 | 5-6 | .833 | 5 1 6 2.3 | 2 | 0 | 4 | 1 | 1 | 18 | 9.0 |
| at UCF | 12/22/2020 | | 24:06 | 2-5 | .400 | 0-1 | .000 | 3-5 | .600 | 1 5 6 2.9 | 1 | 2 | 2 | 0 | 0 | 7 | 8.7 |
| Tulsa | 01/07/2021 | | 27:19 | 6-9 | .667 | 3-4 | .750 | 1-1 | 1.000 | 3 4 7 3.4 | 2 | 0 | 2 | 0 | 1 | 16 | 9.6 |
| at SMU | 01/10/2021 | * | 31:15 | 7-13 | .538 | 3-8 | .375 | 1-1 | 1.000 | 1 9 10 4.1 | 1 | 1 | 1 | 0 | 0 | 18 | 10.6 |
| at Wichita St. | 01/10/2021 | * | 28:38 | 2-9 | .222 | 0-6 | .000 | 2-2 | 1.000 | 1 5 6 4.3 | 2 | 1 | 2 | 0 | 1 | 6 | 10.1 |
| at Temple | 02/04/2021 | * | 35:54 | 5-13 | .385 | 3-8 | .375 | 1-3 | .333 | 1 6 7 4.5 | 0 | 2 | 1 | 1 | 2 | 14 | 10.5 |
| at Tulane | 02/07/2021 | * | 28:34 | 2-6 | .333 | 1-3 | .333 | 0-0 | .000 | 1 3 4 4.5 | 1 | 2 | 2 | 0 | 0 | 5 | 10.0 |
| Totals | | | 4 297:42 | 44-96 | .458 | 19-54 | .352 | 13-19 | .684 | 16 38 54 4.5 | 19 | 14 | 20 | 2 | 10 | 120 | 10.0 |

Player Averages

| Games Played | Minutes/game | Points/game | FG Pct | 3FG Pct | FT Pct | Rebounds/game | Assists/game | Turnovers/game | Assist/Turnover ratio | Steals/game | Blocks/game |
|--------------|--------------|-------------|--------|---------|--------|---------------|--------------|----------------|-----------------------|-------------|-------------|
| 12 | 24.8 | 10.0 | 45.8 | 35.2 | 68.4 | 4.5 | 1.2 | 1.7 | 0.7 | 0.8 | 0.2 |

2019-20 (FRESHMAN SEASON)

#1 DAVENPORT, Jeremiah

| Opponent | Date | GS | MIN | Total FG-FGA | PCT | 3FG-3FGA | PCT | FT-FTA | PCT | Rebounds OFF DEF TOT AVG | PF | A | T/O | BLK | STL | PTS | AVG |
|------------------|------------|----|----------|--------------|-------|----------|-------|--------|-------|--------------------------|----|---|-----|-----|-----|-----|-----|
| at Ohio St. | 11/06/2019 | | 04:22 | 0-0 | .000 | 0-0 | .000 | 3-3 | 1.000 | 1 1 2 2.0 | 4 | 0 | 0 | 0 | 0 | 3 | 3.0 |
| Drake | 11/11/2019 | | 07:16 | 0-2 | .000 | 0-1 | .000 | 0-0 | .000 | 0 2 2 2.0 | 0 | 0 | 0 | 0 | 0 | 0 | 1.5 |
| Alabama A&M | 11/14/2019 | | 12:24 | 2-4 | .500 | 1-1 | 1.000 | 1-3 | .333 | 2 1 3 2.3 | 0 | 0 | 1 | 0 | 1 | 6 | 3.0 |
| vs Illinois St. | 11/22/2019 | | 07:00 | 0-1 | .000 | 0-1 | .000 | 0-0 | .000 | 0 1 1 2.0 | 0 | 0 | 1 | 0 | 0 | 0 | 2.3 |
| vs Bowling Green | 11/24/2019 | | 16:00 | 1-3 | .333 | 0-0 | .000 | 5-6 | .833 | 3 3 6 2.8 | 4 | 0 | 2 | 0 | 0 | 7 | 3.2 |
| UNLV | 11/25/2019 | | 10:00 | 1-2 | .500 | 0-0 | .000 | 0-0 | .000 | 0 1 1 2.5 | 2 | 1 | 0 | 0 | 1 | 2 | 3.0 |
| Vermont | 11/30/2019 | | 07:12 | 1-1 | 1.000 | 0-0 | .000 | 0-0 | .000 | 0 0 0 2.1 | 0 | 0 | 0 | 0 | 0 | 1 | 2.9 |
| at Xavier | 12/03/2019 | | 03:54 | 0-1 | .000 | 0-1 | .000 | 0-0 | .000 | 0 1 1 2.0 | 4 | 0 | 1 | 0 | 0 | 0 | 2.5 |
| Colgate | 12/14/2019 | | 06:49 | 0-2 | .000 | 0-0 | .000 | 0-0 | .000 | 0 0 0 1.8 | 0 | 0 | 0 | 0 | 0 | 0 | 2.2 |
| at Tulane | 01/04/2020 | | 04:17 | 1-2 | .500 | 1-2 | .500 | 0-0 | .000 | 0 0 0 1.5 | 1 | 0 | 0 | 0 | 0 | 3 | 2.1 |
| Tulsa | 01/08/2020 | | 08:17 | 0-2 | .000 | 0-2 | .000 | 0-0 | .000 | 0 0 0 1.3 | 0 | 0 | 1 | 0 | 0 | 0 | 1.9 |
| East Carolina | 01/19/2020 | | 05:10 | 0-1 | .000 | 0-1 | .000 | 2-2 | 1.000 | 0 0 0 1.2 | 0 | 0 | 1 | 0 | 1 | 2 | 1.9 |
| SMU | 01/28/2020 | | 01:27 | 0-0 | .000 | 0-0 | .000 | 0-0 | .000 | 0 1 1 1.2 | 0 | 0 | 0 | 0 | 0 | 0 | 1.8 |
| Memphis | 02/13/2020 | | 11:27 | 3-7 | .429 | 0-4 | .000 | 2-3 | .667 | 0 1 1 1.2 | 1 | 1 | 1 | 1 | 1 | 8 | 2.2 |
| at East Carolina | 02/16/2020 | | 03:04 | 0-0 | .000 | 0-0 | .000 | 0-0 | .000 | 0 0 0 1.1 | 1 | 0 | 2 | 0 | 0 | 0 | 2.1 |
| UCF | 02/19/2020 | | 08:14 | 1-2 | .500 | 0-0 | .000 | 0-0 | .000 | 0 0 0 1.1 | 1 | 0 | 0 | 0 | 1 | 2 | 2.1 |
| Wichita St. | 02/23/2020 | | 03:19 | 0-0 | .000 | 0-0 | .000 | 0-0 | .000 | 0 0 0 1.0 | 0 | 0 | 0 | 0 | 0 | 0 | 1.9 |
| Totals | | | 0 124:07 | 10-30 | .333 | 2-14 | .143 | 13-17 | .765 | 6 12 18 1.0 | 18 | 2 | 11 | 0 | 6 | 35 | 1.9 |

Player Averages

| Games Played | Minutes/game | Points/game | FG Pct | 3FG Pct | FT Pct | Rebounds/game | Assists/game | Turnovers/game | Assist/Turnover ratio | Steals/game | Blocks/game |
|--------------|--------------|-------------|--------|---------|--------|---------------|--------------|----------------|-----------------------|-------------|-------------|
| 18 | 6.9 | 1.9 | 33.3 | 14.3 | 76.5 | 1.0 | 0.1 | 0.6 | 0.2 | 0.3 | 0.0 |

CAREER STATISTICS

DAVENPORT, Jeremiah

| | | | | Field Goals | | 3-Point | | F-Throws | | Rebounds | | | | | | | | | | Scoring | |
|---------|------|-------|----------|-------------|------|---------|------|----------|------|----------|-----|-----|-----|-------|-----|----|-----|-----|-----|---------|--|
| SEASON | TEAM | GP-GS | MIN/AVG | FG-FGA | FG% | 3FG-FGA | 3FG% | FT-FTA | FT% | OFF | DEF | TOT | AVG | PF-FO | AST | TO | BLK | STL | PTS | AVG | |
| 2019-20 | UC | 18-0 | 124/6.9 | 10-30 | .333 | 2-14 | .143 | 13-17 | .765 | 6 | 12 | 18 | 1.0 | 18-0 | 2 | 11 | 0 | 6 | 35 | 1.9 | |
| 2020-21 | UC | 12-4 | 298/24.8 | 44-96 | .458 | 19-54 | .352 | 13-19 | .684 | 16 | 38 | 54 | 4.5 | 19-0 | 14 | 20 | 2 | 10 | 120 | 10.0 | |
| TOTAL | | 30-4 | 422/14.1 | 54-126 | .429 | 21-68 | .309 | 26-36 | .722 | 22 | 50 | 72 | 2.4 | 37-0 | 16 | 31 | 2 | 16 | 155 | 5.2 | |



#30 VIKTOR LAKHIN

FORWARD • 6-11 • 228 • FRESHMAN • HS • ANAPA, RUSSIA/CSKA-2

Prior to Cincinnati: Averaged 9.8 points and 7.0 rebounds while shooting 47.2 percent from the field at the 2019 FIBA Under 18 European Championship where he helped guide the Russians to a sixth-place finish ... saw four seasons of play as a member of the CSKA-2 Moscow club team ... averaged 12.0 points, 5.9 rebounds and 1.4 blocks while shooting 47.2 percent from the field in 12 games as a junior playing in the U-21 Youth Championship.

Personal: Born July 30, 2001 in Anapa, Russia ... son of Olga and Alexander Lakhim ... has two brothers, Alexander and Vasilii ... right-handed.

| SEASON & CAREER STATISTICS | | |
|----------------------------|-------------|--------|
| 2020-21 Season | | Career |
| 0 | Pts | 0 |
| 0 | FG Atts | 0 |
| 0 | FG Made | 0 |
| 0 | 3PT-FG Atts | 0 |
| 0 | 3PT-FG Made | 0 |
| 0 | FT Atts | 0 |
| 0 | FT Made | 0 |
| 0 | Rebs | 0 |
| 0 | Assts | 0 |
| 0 | Stls | 0 |
| 0 | Blks | 0 |
| 0 | Mins | 0 |

| MISCELLANEOUS STATISTICS | | |
|--------------------------------|---------|--------|
| CATEGORY | 2020-21 | CAREER |
| Double-Figure Scoring Games | 0 | 0 |
| Double-Figure Rebounding Games | 0 | 0 |
| Double-Double Games | 0 | 0 |
| 20-Point Scoring Games | 0 | 0 |
| Games Led UC in Scoring | 0 | 0 |
| Games Led UC in Rebounding | 0 | 0 |
| Games Led UC in Assists | 0 | 0 |
| Games With 3+ Assists | 0 | 0 |
| Games With 3+ Blocks | 0 | 0 |
| Games With 3+ Steals | 0 | 0 |
| Games With 3+ 3-Pointers | 0 | 0 |

GAME-BY-GAME STATISTICS

2020-21 (FRESHMAN SEASON)

CAREER STATISTICS



#31 SAM MARTIN

GUARD • 5-10 • 170 • SENIOR • 3L • CINCINNATI, OHIO (SUMMIT COUNTRY DAY)

2020-21 Season (Senior): Had an assist and drew a charge in four minutes at Tulane (2/7) in season debut.

2019-20 Season (Junior): Played in two games as a walk-on reserve, averaging one minute without recording any statistics.

2018-19 Season (Sophomore): Played in six games as a walk-on reserve, averaging 0.8 points and 0.5 assists in 2.2 minutes ... scored a career-high five points with an assist in five minutes against UAPB (11/27) ... named to the Bearcats Academic Honor Roll and Dean's List during the 2018 fall semester and the Bearcats Academic Honor Roll during the 2019 spring semester ... tabbed to The American's All-Academic Team.

2017-18 Season (Freshman): Played in 10 games as a walk-on reserve, averaging 0.2 points, 0.2 assists and 0.1 rebounds in 1.9 minutes ... collected his first collegiate points with a pair of free throws in two minutes against Richmond (11/21) ... named to the Bearcats Academic Honor Roll and Dean's List during the 2017 fall semester.

Prior to Cincinnati: Averaged 15.4 points, 3.0 rebounds, 2.8 assists and 2.4 steals as a senior at Summit Country Day ... helped guide the Silver Knights to a 26-1 record and regional championship appearance in 2016-17 ... named an Associated Press Division III second team all-state selection as a senior ... chosen Miami Valley Conference Player of the Year and earned league first team accolades as a junior and senior ... helped lead Summit Country Day to a pair of soccer state titles as a junior and senior, combining for a 42-4-1 record ... named all-midwest region, all-state first team and all-southwest Ohio first team selection as a senior ... set records during 2016 for most goals in a state championship game, most goals in a state semifinal game and most goals and most points in the city ... played basketball for his father, Scott, at St. Xavier HS as a freshman and sophomore.

Personal: Born Nov. 16, 1998 in Cincinnati, Ohio ... son of Carrie and Scott Martin ... has two sisters, Rachel and Lily ... his father, Scott, played basketball at Rollins College (1988-91) ... right-handed.

GAME-BY-GAME STATISTICS

2020-21 (SENIOR SEASON)

#31 MARTIN, Sam

| Opponent | Date | GS | MIN | FG-FGA | PCT | 3FG-3FGA | PCT | FT-FTA | PCT | OFF | DEF | TOT | AVG | PF | A | T/O | BLK | STL | PTS | AVG |
|---------------|------------|----------|--------------|------------|-------------|------------|-------------|------------|-------------|----------|----------|----------|------------|----------|----------|----------|----------|----------|----------|------------|
| at Tulane | 02/07/2021 | | 03:40 | 0-0 | .000 | 0-0 | .000 | 0-0 | .000 | 0 | 0 | 0 | 0.0 | 1 | 1 | 1 | 0 | 0 | 0 | 0.0 |
| Totals | | 0 | 03:40 | 0-0 | .000 | 0-0 | .000 | 0-0 | .000 | 0 | 0 | 0 | 0.0 | 1 | 1 | 1 | 0 | 0 | 0 | 0.0 |

Player Averages

| Games Played | Minutes/game | Points/game | FG Pct | 3FG Pct | FT Pct | Rebounds/game | Assists/game | Turnovers/game | Assist/Turnover ratio | Steals/game | Blocks/game |
|--------------|--------------|-------------|--------|---------|--------|---------------|--------------|----------------|-----------------------|-------------|-------------|
| 1 | 3.7 | 0.0 | 0.0 | 0.0 | 0.0 | 0.0 | 1.0 | 1.0 | 1.0 | 0.0 | 0.0 |

SEASON & CAREER STATISTICS

2020-21 SEASON

| | Pts | 5 vs. Arkansas-Pine Bluff, 11/27/18 |
|---------------------|-------------|--|
| 0 | FG Atts | 2, 2x (last vs. Ark.-Pine Bluff, 11/27/18) |
| 0 | FG Made | 2 vs. Arkansas-Pine Bluff, 11/27/18 |
| 0 | 3PT-FG Atts | 1, 2x (last vs. UCF, 2/6/18) |
| 0 | 3PT-FG Made | 0 |
| 0 | FT Atts | 2 vs. Richmond, 11/21/17 |
| 0 | FT Made | 2 vs. Richmond, 11/21/17 |
| 0 | Rebs | 1 vs. Temple, 1/24/18 |
| 1 at Tulane, 2/7/21 | Assts | 2 vs. Memphis, 12/31/17 |
| 0 | Stls | 0 |
| 0 | Blks | 0 |
| 4 at Tulane, 2/7/21 | Mins | 5 vs. Arkansas-Pine Bluff, 11/27/18 |

GAME-BY-GAME STATISTICS (CONTINUED...)

2019-20 (JUNIOR SEASON)

#31 MARTIN, Sam

| Opponent | Date | GS | MIN | FG-FGA | PCT | 3FG-3FGA | PCT | FT-FTA | PCT | OFF | DEF | TOT | AVG | PF | A | T/O | BLK | STL | PTS | AVG |
|---------------|------------|----------|--------------|------------|-------------|------------|-------------|------------|-------------|----------|----------|----------|------------|----------|----------|----------|----------|----------|----------|------------|
| Drake | 11/11/2019 | | 00:35 | 0-0 | .000 | 0-0 | .000 | 0-0 | .000 | 0 | 0 | 0 | 0.0 | 0 | 0 | 0 | 0 | 0 | 0 | 0.0 |
| Alabama A&M | 11/14/2019 | | 00:45 | 0-0 | .000 | 0-0 | .000 | 0-0 | .000 | 0 | 0 | 0 | 0.0 | 0 | 0 | 0 | 0 | 0 | 0 | 0.0 |
| Totals | | 0 | 01:20 | 0-0 | .000 | 0-0 | .000 | 0-0 | .000 | 0 | 0 | 0 | 0.0 | 0 | 0 | 0 | 0 | 0 | 0 | 0.0 |

Player Averages

| Games Played | Minutes/game | Points/game | FG Pct | 3FG Pct | FT Pct | Rebounds/game | Assists/game | Turnovers/game | Assist/Turnover ratio | Steals/game | Blocks/game |
|--------------|--------------|-------------|--------|---------|--------|---------------|--------------|----------------|-----------------------|-------------|-------------|
| 2 | 0.7 | 0.0 | 0.0 | 0.0 | 0.0 | 0.0 | 0.0 | 0.0 | 0.0 | 0.0 | 0.0 |

2018-19 (SOPHOMORE SEASON)

#31 MARTIN, Sam

| Opponent | Date | GS | MIN | FG-FGA | PCT | 3FG-3FGA | PCT | FT-FTA | PCT | OFF | DEF | TOT | AVG | PF | A | T/O | BLK | STL | PTS | AVG |
|-----------------|------------|----------|--------------|------------|--------------|------------|-------------|------------|--------------|----------|----------|----------|------------|----------|----------|----------|----------|----------|----------|------------|
| vs Ole Miss | 11/24/2018 | | 00:00 | 0-0 | .000 | 0-0 | .000 | 0-0 | .000 | 0 | 0 | 0 | 0.0 | 0 | 0 | 0 | 0 | 0 | 0 | 0.0 |
| Ark.-Pine Bluff | 11/27/2018 | | 04:37 | 2-2 | 1.000 | 0-0 | .000 | 1-1 | 1.000 | 0 | 0 | 0 | 0.0 | 0 | 1 | 0 | 0 | 0 | 5 | 2.5 |
| Northern Ky. | 12/04/2018 | | 01:03 | 0-0 | .000 | 0-0 | .000 | 0-0 | .000 | 0 | 0 | 0 | 0.0 | 0 | 0 | 0 | 0 | 0 | 0 | 0.0 |
| Xavier | 12/08/2018 | | 00:47 | 0-0 | .000 | 0-0 | .000 | 0-0 | .000 | 0 | 0 | 0 | 0.0 | 0 | 0 | 0 | 0 | 0 | 0 | 0.0 |
| UCLA | 12/19/2018 | | 02:41 | 0-0 | .000 | 0-0 | .000 | 0-0 | .000 | 0 | 0 | 0 | 0.0 | 0 | 0 | 0 | 0 | 0 | 0 | 0.0 |
| Tulane | 01/02/2019 | | 01:40 | 0-0 | .000 | 0-0 | .000 | 0-0 | .000 | 0 | 0 | 0 | 0.0 | 0 | 0 | 0 | 0 | 0 | 0 | 0.0 |
| Tulsa | 01/24/2019 | | 00:46 | 0-0 | .000 | 0-0 | .000 | 0-0 | .000 | 0 | 0 | 0 | 0.0 | 0 | 0 | 0 | 0 | 0 | 0 | 0.0 |
| Totals | | 0 | 11:34 | 2-2 | 1.000 | 0-0 | .000 | 1-1 | 1.000 | 0 | 0 | 0 | 0.0 | 0 | 1 | 0 | 0 | 0 | 5 | 0.7 |

Player Averages

| Games Played | Minutes/game | Points/game | FG Pct | 3FG Pct | FT Pct | Rebounds/game | Assists/game | Turnovers/game | Assist/Turnover ratio | Steals/game | Blocks/game |
|--------------|--------------|-------------|--------|---------|--------|---------------|--------------|----------------|-----------------------|-------------|-------------|
| 7 | 1.7 | 0.7 | 100.0 | 0.0 | 100.0 | 0.0 | 0.4 | 0.0 | 3.0 | 0.0 | 0.0 |

2017-18 (FRESHMAN SEASON)

#31 MARTIN, Sam

| Opponent | Date | GS | MIN | FG-FGA | PCT | 3FG-3FGA | PCT | FT-FTA | PCT | OFF | DEF | TOT | AVG | PF | A | T/O | BLK | STL | PTS | AVG |
|-----------------|------------|----------|--------------|------------|-------------|------------|-------------|------------|--------------|----------|----------|----------|------------|----------|----------|----------|----------|----------|----------|------------|
| Savannah St. | 11/10/2017 | | 01:00 | 0-0 | .000 | 0-0 | .000 | 0-0 | .000 | 0 | 0 | 0 | 0.0 | 0 | 0 | 0 | 0 | 0 | 0 | 0.0 |
| Western Caro. | 11/13/2017 | | 01:00 | 0-1 | .000 | 0-0 | .000 | 0-0 | .000 | 0 | 0 | 0 | 0.0 | 0 | 0 | 0 | 0 | 0 | 0 | 0.0 |
| Coppin St. | 11/16/2017 | | 01:00 | 0-0 | .000 | 0-0 | .000 | 0-0 | .000 | 0 | 0 | 0 | 0.0 | 0 | 0 | 0 | 0 | 0 | 0 | 0.0 |
| vs Richmond | 11/21/2017 | | 02:00 | 0-0 | .000 | 0-0 | .000 | 2-2 | 1.000 | 0 | 0 | 0 | 0.0 | 2 | 0 | 0 | 0 | 0 | 2 | 0.5 |
| vs Wyoming | 11/22/2017 | | 01:00 | 0-0 | .000 | 0-0 | .000 | 0-0 | .000 | 0 | 0 | 0 | 0.0 | 1 | 0 | 0 | 0 | 0 | 0 | 0.0 |
| Alabama St. | 11/27/2017 | | 01:00 | 0-0 | .000 | 0-0 | .000 | 0-0 | .000 | 0 | 0 | 0 | 0.0 | 0 | 0 | 0 | 0 | 0 | 0 | 0.0 |
| Ark.-Pine Bluff | 12/19/2017 | | 02:00 | 0-1 | .000 | 0-1 | .000 | 0-0 | .000 | 0 | 0 | 0 | 0.0 | 0 | 0 | 0 | 0 | 0 | 0 | 0.0 |
| Memphis | 12/31/2017 | | 02:00 | 0-0 | .000 | 0-0 | .000 | 0-0 | .000 | 0 | 0 | 0 | 0.0 | 1 | 2 | 0 | 0 | 0 | 0 | 0.0 |
| Temple | 01/24/2018 | | 04:00 | 0-2 | .000 | 0-0 | .000 | 0-0 | .000 | 1 | 1 | 0 | 0.0 | 1 | 0 | 0 | 0 | 0 | 0 | 0.0 |
| UCF | 02/06/2018 | | 04:00 | 0-1 | .000 | 0-1 | .000 | 0-0 | .000 | 0 | 0 | 0 | 0.0 | 0 | 0 | 0 | 0 | 0 | 0 | 0.0 |
| Totals | | 0 | 19:00 | 0-5 | .000 | 0-2 | .000 | 2-2 | 1.000 | 0 | 1 | 0 | 0.1 | 5 | 2 | 0 | 0 | 0 | 2 | 0.2 |

Player Averages

| Games Played | Minutes/game | Points/game | FG Pct | 3FG Pct | FT Pct | Rebounds/game | Assists/game | Turnovers/game | Assist/Turnover ratio | Steals/game | Blocks/game |
|--------------|--------------|-------------|--------|---------|--------|---------------|--------------|----------------|-----------------------|-------------|-------------|
| 10 | 1.9 | 0.2 | 0.0 | 0.0 | 100.0 | 0.1 | 0.2 | 0.2 | 1.0 | 0.0 | 0.0 |

CAREER STATISTICS

MARTIN, Sam

| | | | | Field Goals | | 3-Point | | F-Throws | | Rebounds | | | | | | | | | | Scoring | |
|---------|------|-------|---------|-------------|-------|---------|------|----------|-------|----------|-----|-----|-----|-------|-----|----|-----|-----|-----|---------|--|
| SEASON | TEAM | GP-GS | MIN/AVG | FG-FGA | FG% | 3FG-FGA | 3FG% | FT-FTA | FT% | OFF | DEF | TOT | AVG | PF-FO | AST | TO | BLK | STL | PTS | AVG | |
| 2017-18 | UC | 10-0 | 19/1.9 | 0-5 | .000 | 0-2 | .000 | 2-2 | 1.000 | 0 | 1 | 1 | 0.1 | 5-0 | 2 | 2 | 0 | 0 | 2 | 0.2 | |
| 2018-19 | UC | 7-0 | 12/1.7 | 2-2 | 1.000 | 0-0 | .000 | 1-1 | 1.000 | 0 | 0 | 0 | 0.0 | 2-0 | 3 | 0 | 0 | 0 | 5 | 0.7 | |
| 2019-20 | UC | 2-0 | 1/0.7 | 0-0 | .000 | 0-0 | .000 | 0-0 | .000 | 0 | 0 | 0 | 0.0 | 0-0 | 0 | 0 | 0 | 0 | 0 | 0.0 | |
| 2020-21 | UC | 1-0 | 4/3.7 | 0-0 | .000 | 0-0 | .000 | 0-0 | .000 | 0 | 0 | 0 | 0.0 | 1-0 | 1 | 1 | 0 | 0 | 0 | 0.0 | |
| TOTAL | | 20-0 | 36/1.8 | 2-7 | .286 | 0-2 | .000 | 3-3 | 1.000 | 0 | 1 | 1 | 0.1 | 8-0 | 6 | 3 | 0 | 0 | 7 | 0.4 | |



#33 CHRIS VOGT

CENTER • 7-1 • 260 • SENIOR • 1L • MAYFIELD, KY. (GRAVES COUNTY HS/NORTHERN KENTUCKY)

CONFERENCE AWARDS

- » AAC Preseason Second Team (2020-21)
- » AAC Weekly Honor Roll (12/2/19)

MOMENTS

- » Recorded a career-high 21 points against Valparaiso (11/25/19) and Tulane (1/4/20).
- » Posted a double-double with 20 points and 14 rebounds vs. Green Bay (1/24/19).
- » Tallied 16 points on 7-of-10 shooting with seven rebounds against Detroit Mercy (3/6/19).

2020-21 Season (Senior): Scored 13 points with four rebounds and three assists against USF (12/16) ... tallied eight points, five rebounds and a career-high four assists in 19 minutes vs. Furman (12/9) ... scored eight of his 12 points in the final 7:50 against Lipscomb (12/2), finishing with a game-high seven rebounds and three blocks.

2019-20 Season (Junior): Started 29 of 30 games, averaging 11.0 points, 5.9 rebounds and 1.6 blocks while shooting 64.8 percent (136 of 210) from the field in 28.5 minutes ... ranked among AAC leaders in field goal percentage (first at .648), blocks (fifth at 1.6), offensive rebounds (seventh at 2.6), rebounds (16th at 5.9) and points (tied for 25th at 11.0) for the season ... named to the AAC Weekly Honor Roll after scoring 21 points on 9-of-11 shooting with seven rebounds against Valparaiso (11/25) ... matched his career high, scoring 21 points on 9-of-11 shooting at Tulane (1/4) ... registered three double-doubles with 12 points and 11 rebounds against Tulsa (1/8), 13 points and a season-high 13 rebounds against Illinois State (11/22) and 18 points and 10 rebounds against Alabama A&M (11/14) ... averaged 4.53 field goals, just below the 5.0 average required to be listed in national and school records ... if he averaged 5.0 field goals, Vogt's .648 field goal percentage would have ranked fourth in the nation for the 2019-20 season and first in school history for a single season ... shot 50 percent or better from the field in 24 of 30 games ... scored in double figures in 20 games ... posted at least one block in 25 of 30 games.

Prior to Cincinnati: Saw action in all 35 games, averaging 4.5 points, 3.7 rebounds and 1.2 blocks while shooting 57.7 percent from the floor in 12.8 minutes as a reserve during his sophomore season at Northern Kentucky in 2018-19 ... tallied a career-high 20 points and 14 rebounds against Green Bay (1/24/19) ... posted 16 points on 8-of-12 shooting at Milwaukee (2/28/19) ... tallied 16 points on 7-of-10 shooting with eight rebounds against Detroit Mercy (3/6/19) ... played in 13 games as a reserve, averaging 1.1 points and 0.7 rebounds in 3.2 minutes as a freshman in 2017-18 ... averaged 16.5 points, 9.2 rebounds and 5.1 blocks as a senior at Graves County High School, helping the Eagles to a 27-8 mark, a ninth region championship and appearance at the 2017 KHSAA Sweet Sixteen tournament ... a dominating shot blocker in high school, his 488 career blocks rank second most in state history ... his 190 blocks as a junior rank as the third most in a season in state history ... tied the state high mark for blocks in a game with 17 while registering a triple-double with 16 rebounds and 12 points against Webster County on Jan. 16, 2016 ... also rejected 16 shots against Caldwell County later that same season ... finished with 1,441 career points, fourth most in school history, while helping the Eagles to a 96-35 career record.

Personal: Born Feb. 8, 1999 in Mayfield, Kentucky ... son of Allyson and Jim Vogt ... has two brothers, Ryan and Eric ... right-handed.

SEASON & CAREER STATISTICS

| 2020-21 Season | Career | |
|--|-------------|---------------------------------|
| 13 vs. USF, 12/16/20 | Pts | 21, 2x (last at Tulane, 1/4/20) |
| 12 vs. USF, 12/16/20 | FG Atts | 13 vs. Green Bay, 1/24/19# |
| 6 vs. Lipscomb, 12/2/20 | FG Made | 9, 3x (last at Tulane, 1/4/20) |
| 0 | 3PT-FG Atts | 0 |
| 0 | 3PT-FG Made | 0 |
| 6, 3x (last at Temple, 2/4/21) | FT Atts | 9, 2x (last at Temple, 1/22/20) |
| 3, 3x (last at Temple, 2/4/21) | FT Made | 8 at Temple, 1/22/20 |
| 7 vs. Lipscomb, 12/2/20 | Rebs | 14 vs. Green Bay, 1/24/19# |
| 4 vs. Furman, 12/10/20 | Assts | 4 vs. Furman, 12/10/20 |
| 1 at Georgia, 12/19/20 | Stls | 3 at Wichita State, 2/6/20 |
| 3 vs. Lipscomb, 12/2/20 | Blks | 5 vs. Houston, 2/1/20 |
| 32, 2x (last vs. Xavier, 12/6/20) | Mins | 41 at UConn, 2/9/20 |
| #- Statistics from playing career at Northern Kentucky | | |

MISCELLANEOUS STATISTICS

| CATEGORY | 2017-18 | 2018-19 | 2019-20 | 2020-21 | CAREER |
|--------------------------------|---------|---------|---------|---------|--------|
| Double-Figure Scoring Games | 0 | 3 | 20 | 2 | 25 |
| Double-Figure Rebounding Games | 0 | 2 | 3 | 0 | 5 |
| Double-Double Games | 0 | 1 | 3 | 0 | 4 |
| 20-Point Scoring Games | 0 | 1 | 2 | 0 | 3 |
| Games Led Team in Scoring | 0 | 1 | 5 | 0 | 6 |
| Games Led Team in Rebounding | 0 | 5 | 5 | 2 | 12 |
| Games Led UC in Assists | 0 | 0 | 0 | 0 | 0 |
| Games With 3+ Assists | 0 | 1 | 0 | 1 | 2 |
| Games With 3+ Blocks | 0 | 7 | 6 | 1 | 14 |
| Games With 3+ Steals | 0 | 0 | 1 | 0 | 1 |
| Games With 3+ 3-Pointers | 0 | 0 | 0 | 0 | 0 |

CAREER STATISTICS

VOGT, Chris

| | | | | Field Goals | | 3-Point | | F-Throws | | Rebounds | | | | | | | | | Scoring | |
|--------------|------|-------|-----------|-------------|------|---------|------|----------|------|----------|-----|-----|-----|-------|-----|-----|-----|-----|---------|------|
| SEASON | TEAM | GP-GS | MIN/AVG | FG-FGA | FG% | 3FG-FGA | 3FG% | FT-FTA | FT% | OFF | DEF | TOT | AVG | PF-FO | AST | TO | BLK | STL | PTS | AVG |
| 2017-18 | NKU | 14-0 | 43/3.1 | 6-10 | .600 | 0-0 | .000 | 2-6 | .333 | 0 | 9 | 9 | 0.6 | 8-0 | 4 | 2 | 4 | 2 | 14 | 1.0 |
| 2018-19 | NKU | 35-2 | 449/12.8 | 64-111 | .577 | 0-0 | .000 | 30-78 | .385 | 47 | 82 | 129 | 3.7 | 87-0 | 20 | 36 | 42 | 10 | 158 | 4.5 |
| 2019-20 | UC | 30-29 | 857/28.6 | 136-210 | .648 | 0-0 | .000 | 58-101 | .574 | 78 | 99 | 177 | 5.9 | 93-3 | 25 | 51 | 47 | 10 | 330 | 11.0 |
| 2020-21 | UC | 12-10 | 242/20.2 | 26-47 | .553 | 0-0 | .000 | 13-33 | .394 | 22 | 25 | 47 | 3.9 | 40-4 | 17 | 16 | 10 | 1 | 65 | 5.4 |
| TOTAL FOR UC | | 42-39 | 1099/26.2 | 162-257 | .630 | 0-0 | .000 | 71-134 | .530 | 100 | 124 | 224 | 5.3 | 133-7 | 42 | 67 | 57 | 11 | 395 | 9.4 |
| TOTAL | | 91-41 | 1592/17.5 | 232-378 | .614 | 0-0 | .000 | 103-218 | .472 | 147 | 215 | 362 | 4.0 | 228-7 | 66 | 105 | 103 | 23 | 567 | 6.2 |



#33 CHRIS VOGT

CENTER • 7-1 • 260 • SENIOR • 1L • MAYFIELD, KY. (GRAVES COUNTY HS/NORTHERN KENTUCKY)

GAME-BY-GAME STATISTICS

2020-21 (SENIOR SEASON - CINCINNATI)

#33 VOGT, Chris

| Opponent | Date | GS | MIN | Total | | 3-Pointers | | Free throws | | Rebounds | | PF | A | T/O | BLK | STL | PTS | AVG | | | |
|----------------|------------|----|-------|--------|-------|------------|------|-------------|-------|----------|-----|----|-----|-----|-----|-----|-----|-----|------|------|-----|
| | | | | FG-FA | PCT | 3FG-3FGA | PCT | FT-FTA | PCT | OFF | DEF | | | | | | | | TOT | AVG | |
| Lipscomb | 12/02/2020 | * | 31:36 | 6-7 | .857 | 0-0 | .000 | 0-3 | .000 | 5 | 2 | 7 | 7.0 | 3 | 1 | 2 | 3 | 0 | 12 | 12.0 | |
| Xavier | 12/06/2020 | * | 31:39 | 4-5 | .800 | 0-0 | .000 | 0-0 | .000 | 0 | 1 | 1 | 4.0 | 5 | 2 | 0 | 0 | 8 | 10.0 | | |
| Furman | 12/09/2020 | * | 19:18 | 4-4 | 1.000 | 0-0 | .000 | 0-1 | .000 | 1 | 4 | 5 | 4.3 | 5 | 4 | 1 | 1 | 0 | 8 | 9.3 | |
| at Tennessee | 12/12/2020 | * | 16:03 | 2-2 | 1.000 | 0-0 | .000 | 0-0 | .000 | 0 | 5 | 5 | 4.5 | 5 | 1 | 4 | 1 | 0 | 4 | 8.0 | |
| South Fla. | 12/16/2020 | * | 25:37 | 5-12 | .417 | 0-0 | .000 | 3-6 | .500 | 1 | 3 | 4 | 4.4 | 2 | 3 | 2 | 1 | 0 | 13 | 9.0 | |
| at Georgia | 12/19/2020 | * | 18:34 | 0-1 | .000 | 0-0 | .000 | 0-4 | .000 | 4 | 1 | 5 | 4.5 | 1 | 1 | 3 | 0 | 1 | 0 | 7.5 | |
| at UCF | 12/22/2020 | * | 18:46 | 0-1 | .000 | 0-0 | .000 | 0-0 | .000 | 0 | 2 | 2 | 4.1 | 3 | 2 | 1 | 1 | 0 | 0 | 6.4 | |
| Tulsa | 01/02/2021 | * | 20:25 | 1-2 | .500 | 0-0 | .000 | 2-4 | .500 | 1 | 2 | 3 | 4.0 | 4 | 0 | 0 | 1 | 0 | 4 | 6.1 | |
| at SMU | 01/07/2021 | | 07:40 | 0-1 | .000 | 0-0 | .000 | 0-0 | .000 | 0 | 0 | 0 | 3.6 | 2 | 0 | 1 | 0 | 0 | 0 | 5.4 | |
| at Wichita St. | 01/10/2021 | | 08:51 | 2-3 | .667 | 0-0 | .000 | 3-6 | .500 | 5 | 1 | 6 | 3.8 | 3 | 0 | 1 | 0 | 0 | 7 | 5.6 | |
| at Temple | 02/04/2021 | * | 27:20 | 0-4 | .000 | 0-0 | .000 | 3-6 | .500 | 3 | 2 | 5 | 3.9 | 2 | 2 | 0 | 2 | 0 | 3 | 5.4 | |
| at Tulane | 02/07/2021 | * | 16:40 | 2-5 | .400 | 0-0 | .000 | 2-3 | .667 | 2 | 2 | 4 | 3.9 | 5 | 1 | 1 | 0 | 0 | 6 | 5.4 | |
| Totals | | | 10 | 242:29 | 26-47 | .553 | 0-0 | .000 | 13-33 | .394 | 22 | 25 | 47 | 3.9 | 40 | 17 | 16 | 10 | 1 | 65 | 5.4 |

Player Averages

| Games Played | Minutes/ game | Points/ game | FG Pct | 3FG Pct | FT Pct | Rebounds/ game | Assists/ game | Turnovers/ game | Assist/Turnover ratio | Steals/ game | Blocks/ game |
|--------------|---------------|--------------|--------|---------|--------|----------------|---------------|-----------------|-----------------------|--------------|--------------|
| 12 | 20.2 | 5.4 | 55.3 | 0.0 | 39.4 | 3.9 | 1.4 | 1.3 | 1.1 | 0.1 | 0.8 |

2018-19 (SOPHOMORE SEASON - NORTHERN KENTUCKY)

#33 VOGT, Chris

| Opponent | Date | GS | MIN | Total | | 3-Pointers | | Free throws | | Rebounds | | PF | A | T/O | BLK | STL | PTS | AVG | | | |
|-------------------|------------|----|-------|--------|--------|------------|------|-------------|-------|----------|-----|----|-----|-----|-----|-----|-----|-----|-----|-----|-----|
| | | | | FG-FGA | PCT | 3FG-3FGA | PCT | FT-FTA | PCT | OFF | DEF | | | | | | | | TOT | AVG | |
| Wilmington (OH) | 11/06/2018 | | 15:19 | 2-3 | .667 | 0-0 | .000 | 2-4 | .500 | 3 | 2 | 5 | 5.0 | 3 | 2 | 0 | 3 | 6 | 6.0 | | |
| at Northern Ill. | 11/09/2018 | | 13:52 | 2-2 | 1.000 | 0-0 | .000 | 1-2 | .500 | 2 | 2 | 4 | 4.5 | 4 | 0 | 1 | 1 | 5 | 5.5 | | |
| Wabash | 11/11/2018 | | 17:10 | 1-2 | .500 | 0-0 | .000 | 0-0 | .000 | 0 | 2 | 2 | 3.7 | 3 | 1 | 2 | 0 | 2 | 4.3 | | |
| UNC Asheville | 11/16/2018 | | 13:33 | 2-2 | 1.000 | 0-0 | .000 | 4-7 | .571 | 1 | 0 | 1 | 3.0 | 2 | 1 | 1 | 2 | 1 | 8 | 5.3 | |
| Manhattan | 11/17/2018 | | 17:22 | 2-4 | .500 | 0-0 | .000 | 3-9 | .333 | 5 | 3 | 8 | 4.0 | 1 | 0 | 1 | 4 | 1 | 7 | 5.6 | |
| Coastal Carolina | 11/18/2018 | | 08:38 | 1-2 | .500 | 0-0 | .000 | 1-2 | .500 | 2 | 1 | 3 | 3.8 | 4 | 0 | 0 | 1 | 0 | 3 | 5.2 | |
| at UCF | 11/24/2018 | | 08:19 | 1-1 | 1.000 | 0-0 | .000 | 0-0 | .000 | 0 | 2 | 2 | 3.6 | 4 | 0 | 0 | 1 | 0 | 2 | 4.7 | |
| at Morehead St. | 11/27/2018 | | 17:00 | 2-3 | .667 | 0-0 | .000 | 0-0 | .000 | 0 | 3 | 3 | 3.5 | 3 | 1 | 1 | 1 | 1 | 4 | 4.6 | |
| UMBC | 11/30/2018 | | 09:36 | 0-1 | .000 | 0-0 | .000 | 1-2 | .500 | 0 | 2 | 2 | 3.3 | 5 | 0 | 1 | 0 | 0 | 1 | 4.2 | |
| at Cincinnati | 12/04/2018 | | 21:37 | 2-4 | .500 | 0-0 | .000 | 1-6 | .167 | 1 | 1 | 2 | 3.2 | 2 | 1 | 1 | 0 | 0 | 5 | 4.3 | |
| at Eastern Ky. | 12/08/2018 | | 14:00 | 3-3 | 1.000 | 0-0 | .000 | 0-1 | .000 | 5 | 7 | 12 | 4.0 | 2 | 0 | 1 | 1 | 0 | 6 | 4.5 | |
| Miami (OH) | 12/16/2018 | | 10:34 | 1-3 | .333 | 0-0 | .000 | 1-2 | .500 | 0 | 3 | 3 | 3.9 | 3 | 0 | 1 | 0 | 0 | 3 | 4.3 | |
| Northern Ill. | 12/20/2018 | | 08:55 | 1-1 | 1.000 | 0-0 | .000 | 0-3 | .000 | 0 | 3 | 3 | 3.8 | 2 | 0 | 0 | 1 | 0 | 2 | 4.2 | |
| IUPUI | 12/28/2018 | | 10:12 | 1-3 | .333 | 0-0 | .000 | 0-0 | .000 | 0 | 2 | 2 | 3.7 | 2 | 0 | 2 | 2 | 0 | 2 | 4.0 | |
| UIC | 12/30/2018 | | 08:03 | 1-1 | 1.000 | 0-0 | .000 | 0-2 | .000 | 2 | 1 | 3 | 3.7 | 2 | 1 | 0 | 0 | 0 | 2 | 3.9 | |
| at Oakland | 01/03/2019 | | 09:00 | 1-2 | .500 | 0-0 | .000 | 0-0 | .000 | 0 | 0 | 0 | 3.4 | 4 | 0 | 0 | 2 | 0 | 2 | 3.8 | |
| at Detroit Mercy | 01/05/2019 | | 11:30 | 1-3 | .333 | 0-0 | .000 | 0-0 | .000 | 0 | 3 | 3 | 3.4 | 2 | 1 | 0 | 0 | 0 | 2 | 3.6 | |
| Wright St. | 01/11/2019 | | 07:36 | 0-1 | .000 | 0-0 | .000 | 0-0 | .000 | 0 | 4 | 4 | 3.4 | 4 | 0 | 2 | 0 | 0 | 0 | 3.4 | |
| at Cleveland St. | 01/17/2019 | | 06:00 | 1-3 | .333 | 0-0 | .000 | 0-0 | .000 | 0 | 1 | 0 | 3.3 | 2 | 0 | 1 | 0 | 0 | 2 | 3.4 | |
| at Youngstown St. | 01/19/2019 | | 10:00 | 2-3 | .667 | 0-0 | .000 | 0-1 | .000 | 1 | 2 | 3 | 3.3 | 0 | 0 | 1 | 0 | 1 | 4 | 3.4 | |
| Green Bay | 01/24/2019 | | 25:45 | 9-13 | .692 | 0-0 | .000 | 2-5 | .400 | 7 | 7 | 14 | 3.8 | 1 | 3 | 3 | 1 | 20 | 4.2 | | |
| Milwaukee | 01/26/2019 | | 15:16 | 0-3 | .000 | 0-0 | .000 | 2-7 | .286 | 2 | 1 | 3 | 3.8 | 0 | 1 | 1 | 3 | 0 | 2 | 4.1 | |
| at IUPUI | 02/01/2019 | | 16:38 | 2-4 | .500 | 0-0 | .000 | 2-3 | .667 | 0 | 2 | 2 | 3.7 | 3 | 1 | 1 | 3 | 0 | 6 | 4.2 | |
| at UIC | 02/03/2019 | | 12:47 | 0-1 | .000 | 0-0 | .000 | 1-4 | .250 | 0 | 2 | 2 | 3.6 | 2 | 0 | 1 | 2 | 0 | 1 | 4.0 | |
| Detroit Mercy | 02/07/2019 | | 13:57 | 2-3 | .667 | 0-0 | .000 | 4-5 | .800 | 4 | 5 | 9 | 3.8 | 2 | 1 | 0 | 0 | 0 | 8 | 4.2 | |
| Oakland | 02/09/2019 | | 07:17 | 0-1 | .000 | 0-0 | .000 | 0-0 | .000 | 0 | 1 | 2 | 3.8 | 2 | 0 | 0 | 0 | 1 | 0 | 4.0 | |
| at Wright St. | 02/15/2019 | | 05:00 | 0-3 | .000 | 0-0 | .000 | 0-0 | .000 | 0 | 2 | 2 | 3.7 | 1 | 0 | 2 | 0 | 0 | 0 | 3.9 | |
| Youngstown St. | 02/21/2019 | | 10:47 | 3-3 | 1.000 | 0-0 | .000 | 0-2 | .000 | 1 | 1 | 2 | 3.7 | 0 | 0 | 0 | 0 | 2 | 0 | 6.4 | |
| Cleveland St. | 02/23/2019 | | 10:34 | 2-3 | .667 | 0-0 | .000 | 0-0 | .000 | 1 | 1 | 2 | 3.6 | 3 | 1 | 1 | 1 | 0 | 4 | 4.0 | |
| at Milwaukee | 02/28/2019 | * | 28:00 | 8-12 | .667 | 0-0 | .000 | 2-2 | 1.000 | 2 | 4 | 4 | 3.6 | 2 | 1 | 1 | 0 | 1 | 16 | 4.4 | |
| at Green Bay | 03/02/2019 | * | 21:00 | 0-1 | .000 | 0-0 | .000 | 3-4 | .750 | 0 | 5 | 5 | 3.7 | 4 | 0 | 2 | 4 | 1 | 3 | 4.3 | |
| Detroit Mercy | 03/06/2019 | | 19:35 | 7-10 | .700 | 0-0 | .000 | 2-3 | .667 | 3 | 5 | 8 | 3.8 | 2 | 2 | 1 | 1 | 1 | 16 | 4.7 | |
| vs Oakland | 03/11/2019 | | 15:00 | 4-6 | .667 | 0-0 | .000 | 0-0 | .000 | 0 | 3 | 4 | 7.9 | 3.4 | 1 | 4 | 3 | 0 | 8 | 4.8 | |
| vs Wright St. | 03/12/2019 | | 05:00 | 0-0 | .000 | 0-0 | .000 | 0-0 | .000 | 0 | 0 | 0 | 3.8 | 4 | 1 | 1 | 0 | 0 | 0 | 4.6 | |
| vs Texas Tech | 03/22/2019 | | 04:36 | 0-1 | .000 | 0-0 | .000 | 0-0 | .000 | 0 | 0 | 0 | 3.7 | 2 | 0 | 2 | 1 | 0 | 0 | 4.5 | |
| Totals | | | 2 | 449:29 | 64-111 | .577 | 0-0 | .000 | 30-78 | .385 | 47 | 82 | 129 | 3.7 | 87 | 20 | 36 | 42 | 10 | 158 | 4.5 |

Player Averages

| Games Played | Minutes/ game | Points/ game | FG Pct | 3FG Pct | FT Pct | Rebounds/ game | Assists/ game | Turnovers/ game | Assist/Turnover ratio | Steals/ game | Blocks/ game |
|--------------|---------------|--------------|--------|---------|--------|----------------|---------------|-----------------|-----------------------|--------------|--------------|
| 35 | 12.8 | 4.5 | 57.7 | 0.0 | 38.5 | 3.7 | 0.6 | 1.0 | 0.6 | 0.3 | 1.2 |

2019-20 (JUNIOR SEASON - CINCINNATI)

#33 VOGT, Chris

| Opponent | Date | GS | MIN | Total | | 3-Pointers | | Free throws | | Rebounds | | PF | A | T/O | BLK | STL | PTS | AVG | | | |
|----------------------|------------|----|-----------|---------------|----------------|-------------|------------|-------------|---------------|-------------|-----------|-----------|------------|------------|-----------|-----------|-----------|-----------|-----------|------------|-------------|
| | | | | FG-FGA | PCT | 3FG-3FGA | PCT | FT-FTA | PCT | OFF | DEF | | | | | | | | | | |
| at Ohio St. | 11/06/2019 | * | 13:28 | 2-5 | .400 | 0-0 | .000 | 0-2 | .000 | 1 | 3 | 4 | 4.0 | 5 | 0 | 1 | 1 | 0 | 4 | 4.0 | |
| Drake | 11/11/2019 | * | 19:18 | 6-8 | .750 | 0-0 | .000 | 0-0 | .000 | 1 | 2 | 3 | 3.5 | 3 | 1 | 3 | 2 | 0 | 12 | 8.0 | |
| Alabama A&M | 11/14/2019 | * | 24:39 | 7-9 | .778 | 0-0 | .000 | 4-6 | .667 | 5 | 5 | 10 | 5.7 | 2 | 2 | 1 | 0 | 0 | 18 | 11.3 | |
| vs Illinois St. | 11/22/2019 | * | 33:00 | 4-4 | 1.000 | 0-0 | .000 | 5-6 | .833 | 7 | 6 | 13 | 7.5 | 0 | 1 | 0 | 1 | 0 | 13 | 11.8 | |
| vs Bowling Green | 11/24/2019 | * | 33:00 | 3-5 | .600 | 0-0 | .000 | 4-8 | .500 | 0 | 7 | 7 | 7.4 | 4 | 1 | 1 | 1 | 0 | 11 | 11.4 | |
| vs Valparaiso | 11/25/2019 | * | 33:00 | 9-11 | .818 | 0-0 | .000 | 3-5 | .600 | 1 | 6 | 7 | 7.3 | 3 | 1 | 4 | 1 | 0 | 21 | 13.0 | |
| UNLV | 11/30/2019 | * | 38:16 | 6-10 | .600 | 0-0 | .000 | 2-2 | 1.000 | 1 | 4 | 5 | 7.0 | 2 | 0 | 1 | 3 | 0 | 14 | 13.1 | |
| Vermont | 12/03/2019 | * | 35:22 | 5-10 | .500 | 0-0 | .000 | 1-2 | .500 | 3 | 3 | 6 | 6.9 | 2 | 2 | 1 | 3 | 0 | 11 | 12.9 | |
| at Xavier | 12/07/2019 | * | 28:22 | 5-8 | .625 | 0-0 | .000 | 0-1 | .000 | 4 | 4 | 8 | 7.0 | 4 | 0 | 0 | 2 | 0 | 10 | 12.6 | |
| Colgate | 12/14/2019 | * | 25:46 | 7-8 | .875 | 0-0 | .000 | 2-4 | .500 | 5 | 2 | 7 | 7.0 | 2 | 0 | 3 | 0 | 0 | 16 | 12.9 | |
| Tennessee | 12/18/2019 | * | 20:47 | 5-8 | .625 | 0-0 | .000 | 1-1 | 1.000 | 1 | 3 | 4 | 6.7 | 4 | 2 | 1 | 1 | 0 | 11 | 12.7 | |
| vs Iowa | 12/21/2019 | * | 28:13 | 3-6 | .500 | 0-0 | .000 | 5-6 | .833 | 4 | 4 | 8 | 6.8 | 3 | 1 | 0 | 1 | 1 | 11 | 12.6 | |
| UConn | 01/01/2020 | * | 28:01 | 8-10 | .800 | 0-0 | .000 | 3-5 | .600 | 1 | 4 | 5 | 6.7 | 4 | 0 | 3 | 2 | 0 | 19 | 13.1 | |
| at Tulane | 01/04/2020 | * | 30:16 | 9-11 | .818 | 0-0 | .000 | 3-4 | .750 | 1 | 3 | 4 | 6.5 | 4 | 0 | 1 | 2 | 1 | 21 | 13.6 | |
| Tulsa | 01/08/2020 | * | 28:32 | 6-10 | 1.000 | 0-0 | .000 | 0-0 | .000 | 25 | 11 | 6 | 11.8 | 2 | 1 | 4 | 2 | 0 | 12 | 13.5 | |
| at UNC | 01/10/2020 | * | 35:10 | 6-10 | .600 | 0-0 | .000 | 3-5 | .600 | 1 | 3 | 6 | 6.0 | 2 | 1 | 1 | 1 | 0 | 12 | 12.0 | |
| at Memphis | 01/16/2020 | * | 24:09 | 4-9 | .444 | 0-0 | .000 | 2-2 | .500 | 5 | 2 | 7 | 6.6 | 1 | 1 | 2 | 1 | 0 | 9 | 13.2 | |
| East Carolina | 01/19/2020 | * | 33:47 | 7-9 | .429 | 0-0 | .000 | 1-4 | .250 | 3 | 1 | 4 | 6.4 | 4 | 2 | 2 | 0 | 2 | 7 | 12.9 | |
| at Temple | 01/22/2020 | * | 33:24 | 5-5 | 1.000 | 0-0 | .000 | 8-9 | .889 | 1 | 4 | 5 | 6.4 | 4 | 1 | 2 | 1 | 0 | 18 | 13.2 | |
| SMU | 01/28/2020 | * | 30:16 | 4-10 | .400 | 0-0 | .000 | 1-1 | 1.000 | 4 | 4 | 8 | 6.5 | 1 | 0 | 2 | 1 | 0 | 9 | 13.0 | |
| Houston | 02/01/2020 | * | 25:41 | 4-4 | 1.000 | 0-0 | .000 | 2-2 | 1.000 | 1 | 1 | 2 | 6.2 | 5 | 0 | 3 | 5 | 0 | 10 | 12.8 | |
| at Wichita St. | 02/06/2020 | * | 25:46 | 5-7 | .714 | 0-0 | .000 | 2-3 | .667 | 3 | 2 | 5 | 6.2 | 3 | 0 | 3 | 3 | 12 | 12.8 | | |
| at UConn | 02/09/2020 | * | 40:35 | 8-8 | .625 | 0-0 | .000 | 0-2 | .000 | 2 | 2 | 4 | 6.1 | 4 | 1 | 0 | 3 | 1 | 10 | 12.7 | |
| Memphis | 02/13/2020 | * | 28:17 | 1-2 | .500 | 0-0 | .000 | 3-8 | .375 | 3 | 6 | 6.1 | 4 | 1 | 0 | 1 | 0 | 5 | 12.3 | | |
| at East Carolina | 02/16/2020 | * | 26:26 | 6-10 | .600 | 0-0 | .000 | 1-5 | .200 | 4 | 5 | 7 | 6.1 | 4 | 2 | 1 | 1 | 0 | 13 | 12.4 | |
| UNLV | 02/20/2020 | * | 39:39 | 2-3 | .667 | 0-0 | .000 | 3-6 | .500 | 4 | 2 | 6 | 6.5 | 5 | 1 | 2 | 4 | 0 | 7 | 12.2 | |
| at Wichita St. | 02/23/2020 | * | 34:54 | 1-3 | .333 | 0-0 | .000 | 0-0 | .000 | 4 | 4 | 8 | 6.0 | 2 | 2 | 0 | 1 | 0 | 11 | 11.4 | |
| at Houston | 03/01/2020 | * | 30:50 | 1-3 | .333 | 0-0 | .000 | 0-2 | .000 | 3 | 4 | 7 | 6.1 | 2 | 0 | 2 | 0 | 1 | 2 | 11.4 | |
| at South Fla. Temple | 03/03/2020 | * | 23:20 | 3-4 | .750 | 0-0 | .000 | 1-2 | .500 | 3 | 2 | 3 | 6.0 | 3 | 2 | 3 | 0 | 0 | 6 | 11.2 | |
| Temple | 03/07/2020 | * | 14:37 | 1-2 | .500 | 0-0 | .000 | 2-4 | .500 | 1 | 1 | 4 | 5.9 | 2 | 0 | 1 | 2 | 0 | 4 | 11.0 | |
| Totals | | | 29 | 856.54 | 136-210 | .648 | 0-0 | .000 | 58-101 | .574 | 78 | 99 | 177 | 5.9 | 93 | 25 | 51 | 47 | 10 | 330 | 11.4 |



#43 ROB BANKS

FORWARD • 6-5 • 210 • SOPHOMORE • 1L • BRACKNELL, ENGLAND (GOULD ACADEMY)

2020-21 Season (Sophomore): Made his first collegiate start, playing 10 minutes without scoring, attempting a trio of field goals, including a 3-pointer with one rebound at Temple (2/4).

2019-20 Season (Freshman): Played in three games as a walk-on reserve, averaging one minute without recording any statistics.

Prior to Cincinnati: Averaged 13.5 points, 6.0 rebounds during the 2018-19 season at Gould Academy, a prep school in Bethel, Maine ... played three seasons of club basketball for the Thames Valley Cavaliers in London, England, averaging 19.5 points, 3.9 rebound and 2.9 assists in the final season (2017-18) ... Played Great Britain U16 and U17 and was selected to play on the U18 squad but was held out due to injury.

Personal: Born Jan. 5, 2000 in Sydney, Australia ... son of Moirah Van Niekerk and Robert Banks ... has two sisters, Aaliyah and Chloe, and two brothers, Ruben and Ryan ... has two uncles that previous played Rugby for the Zimbabwe national team in the 1990s ... right-handed.

SEASON & CAREER STATISTICS

| 2019-20 SEASON | | CAREER |
|--------------------------------|-------------|--------------------------------|
| 0 | Pts | 0 |
| 3 at Temple, 2/4/21 | FG Atts | 3 at Temple, 2/4/21 |
| 0 | FG Made | 0 |
| 1 at Temple, 2/4/21 | 3PT-FG Atts | 1 at Temple, 2/4/21 |
| 0 | 3PT-FG Made | 0 |
| 0 | FT Atts | 0 |
| 0 | FT Made | 0 |
| 1 at Temple, 2/4/21 | Rebs | 1 at Temple, 2/4/21 |
| 0 | Assts | 0 |
| 1, 2x (last at Tulane, 2/7/21) | Stls | 1, 2x (last at Tulane, 2/7/21) |
| 0 | Blks | 0 |
| 10 at Temple, 2/4/21 | Mins | 10 at Temple, 2/4/21 |

MISCELLANEOUS STATISTICS

| CATEGORY | 2019-20 | 2020-21 | CAREER |
|--------------------------------|---------|---------|--------|
| Double-Figure Scoring Games | 0 | 0 | 0 |
| Double-Figure Rebounding Games | 0 | 0 | 0 |
| Double-Double Games | 0 | 0 | 0 |
| 20-Point Scoring Games | 0 | 0 | 0 |
| Games Led Team in Scoring | 0 | 0 | 0 |
| Games Led Team in Rebounding | 0 | 0 | 0 |
| Games Led Team in Assists | 0 | 0 | 0 |
| Games With 3+ Assists | 0 | 0 | 0 |
| Games With 3+ Blocks | 0 | 0 | 0 |
| Games With 3+ Steals | 0 | 0 | 0 |
| Games With 3+ Three-Pointers | 0 | 0 | 0 |

GAME-BY-GAME STATISTICS

2020-21 (SOPHOMORE SEASON)

#43 BANKS, Rob

| Opponent | Date | GS | MIN | Total FG-FGA | PCT | 3-Pointers 3FG-3FGA | PCT | Free throws FT-FTA | PCT | Rebounds OFF DEF TOT | PF | A | T/O | BLK | STL | PTS | AVG |
|-----------|------------|----|-------|--------------|------|---------------------|------|--------------------|------|----------------------|-----|---|-----|-----|-----|-----|-----|
| at Temple | 02/04/2021 | * | 10:09 | 0-3 | .000 | 0-1 | .000 | 0-0 | .000 | 0 1 1 | 1 | 0 | 0 | 0 | 1 | 0 | 0.0 |
| at Tulane | 02/07/2021 | | 06:08 | 0-0 | .000 | 0-0 | .000 | 0-0 | .000 | 0 0 0 | 0.5 | 1 | 0 | 1 | 0 | 0 | 0.0 |
| Totals | | 1 | 16:17 | 0-3 | .000 | 0-1 | .000 | 0-0 | .000 | 0 1 1 | 0.5 | 1 | 0 | 1 | 0 | 0 | 0.0 |

Player Averages

| Games Played | Minutes/game | Points/game | FG Pct | 3FG Pct | FT Pct | Rebounds/game | Assists/game | Turnovers/game | Assist/Turnover ratio | Steals/game | Blocks/game |
|--------------|--------------|-------------|--------|---------|--------|---------------|--------------|----------------|-----------------------|-------------|-------------|
| 2 | 8.1 | 0.0 | 0.0 | 0.0 | 0.0 | 0.5 | 0.0 | 0.5 | 0.0 | 1.0 | 0.0 |

2019-20 (FRESHMAN SEASON)

#45 BANKS, Rob

| Opponent | Date | GS | MIN | Total FG-FGA | PCT | 3-Pointers 3FG-3FGA | PCT | Free throws FT-FTA | PCT | Rebounds OFF DEF TOT | PF | A | T/O | BLK | STL | PTS | AVG |
|-------------|------------|----|-------|--------------|------|---------------------|------|--------------------|------|----------------------|----|---|-----|-----|-----|-----|-----|
| Drake | 11/11/2019 | | 00:35 | 0-0 | .000 | 0-0 | .000 | 0-0 | .000 | 0 0 0 | 0 | 0 | 0 | 0 | 0 | 0 | 0.0 |
| Alabama A&M | 11/14/2019 | | 00:45 | 0-0 | .000 | 0-0 | .000 | 0-0 | .000 | 0 0 0 | 0 | 0 | 0 | 0 | 0 | 0 | 0.0 |
| SMU | 01/28/2020 | | 01:27 | 0-0 | .000 | 0-0 | .000 | 0-0 | .000 | 0 0 0 | 0 | 0 | 0 | 0 | 0 | 0 | 0.0 |
| Totals | | 0 | 02:47 | 0-0 | .000 | 0-0 | .000 | 0-0 | .000 | 0 0 0 | 0 | 0 | 0 | 0 | 0 | 0 | 0.0 |

Player Averages

| Games Played | Minutes/game | Points/game | FG Pct | 3FG Pct | FT Pct | Rebounds/game | Assists/game | Turnovers/game | Assist/Turnover ratio | Steals/game | Blocks/game |
|--------------|--------------|-------------|--------|---------|--------|---------------|--------------|----------------|-----------------------|-------------|-------------|
| 3 | 0.9 | 0.0 | 0.0 | 0.0 | 0.0 | 0.0 | 0.0 | 0.0 | 0.0 | 0.0 | 0.0 |

CAREER STATISTICS

BANKS, Rob

| | | | | Field Goals | | 3-Point | | F-Throws | | Rebounds | | | | | | | | | Scoring | |
|---------|------|-------|---------|-------------|------|---------|------|----------|------|----------|-----|-----|-----|-------|-----|----|-----|-----|---------|-----|
| SEASON | TEAM | GP-GS | MIN/AVG | FG-FGA | FG% | 3FG-FGA | 3FG% | FT-FTA | FT% | OFF | DEF | TOT | AVG | PF-FO | AST | TO | BLK | STL | PTS | AVG |
| 2019-20 | UC | 3-0 | 3/0.9 | 0-0 | .000 | 0-0 | .000 | 0-0 | .000 | 0 | 0 | 0 | 0.0 | 1-0 | 0 | 0 | 0 | 0 | 0 | 0.0 |
| 2020-21 | UC | 2-1 | 16/8.1 | 0-3 | .000 | 0-1 | .000 | 0-0 | .000 | 0 | 1 | 1 | 0.5 | 1-0 | 0 | 1 | 0 | 2 | 0 | 0.0 |
| TOTAL | | 5-1 | 19/3.8 | 0-3 | .000 | 0-1 | .000 | 0-0 | .000 | 0 | 1 | 1 | 0.2 | 2-0 | 0 | 1 | 0 | 2 | 0 | 0.0 |



#44 ADAM COOK

FORWARD • 6-6 • 180 • SENIOR • 1L • MARYSVILLE, OHIO (MARYSVILLE HS)

2019-20 (Junior): Did not see action.

Prior to Cincinnati: Earned varsity letters in basketball and track as a junior and senior at Marysville High School ... helped the Monarchs boys basketball team to a 15-7 mark as a senior during the 2015-16 season ... advanced to Ohio regionals in track as a member 4x800m relay team ... owns the triple jump record at Marysville High School.

Personal: Born May 22, 1997 in Bellefaine, Ohio ... son of Carrie and Ty Cook ... has one sister, Haley, and one brother, Ryan mother played basketball at the University of Findlay ... father ran track at the University of Findlay ... uncle, Eric Hanna, played basketball at Ohio State ... right-handed.

SEASON & CAREER STATISTICS

2020-21 Season

Career

| | | |
|---|-------------|---|
| 0 | Pts | 0 |
| 0 | FG Atts | 0 |
| 0 | FG Made | 0 |
| 0 | 3PT-FG Atts | 0 |
| 0 | 3PT-FG Made | 0 |
| 0 | FT Atts | 0 |
| 0 | FT Made | 0 |
| 0 | Rebs | 0 |
| 0 | Assts | 0 |
| 0 | Stls | 0 |
| 0 | Blks | 0 |
| 0 | Mins | 0 |

MISCELLANEOUS STATISTICS

| CATEGORY | 2019-20 | 2020-21 | CAREER |
|--------------------------------|---------|---------|--------|
| Double-Figure Scoring Games | 0 | 0 | 0 |
| Double-Figure Rebounding Games | 0 | 0 | 0 |
| Double-Double Games | 0 | 0 | 0 |
| 20-Point Scoring Games | 0 | 0 | 0 |
| Games Led UC in Scoring | 0 | 0 | 0 |
| Games Led UC in Rebounding | 0 | 0 | 0 |
| Games Led UC in Assists | 0 | 0 | 0 |
| Games With 3+ Assists | 0 | 0 | 0 |
| Games With 3+ Blocks | 0 | 0 | 0 |
| Games With 3+ Steals | 0 | 0 | 0 |
| Games With 3+ 3-Pointers | 0 | 0 | 0 |

GAME-BY-GAME STATISTICS

2020-21 (SENIOR SEASON)

CAREER STATISTICS



#45 MASON MADSEN

GUARD • 6-4 • 190 • FRESHMAN • HS • ROCHESTER, MINN./MAYO SENIOR HS

2020-21 Season (Freshman): Played 20 minutes off the bench at Temple (2/4) with a basket and four rebounds ... had four points and a rebounds in nine minutes at Wichita State (1/10) ... hit a 3-pointer on his first collegiate shot at SMU (1/7) ... sat out first two months of season with a foot injury.

Prior to Cincinnati: Averaged 19.7 points, 5.5 rebounds and 5.0 assists while making 80 3-pointers and shooting 41.0 percent from beyond the arc and 92.3 percent from the free-throw line as a senior in 2019-20 ... averaged 22.3 points, 5.7 rebounds and 4.9 assists while making 100 3-pointers as a junior ... scored 2,031 career points ... tabbed a three-star prospects according to 247Sports.com.

Personal: Born May, 1, 2001 in Eau Claire, Wisconsin ... son of Jennifer and Luke Madsen ... Coached all four seasons of high school basketball by his father, including one year at Bloomer HS and three years at Mayo Senior HS ... signed to play for the Bearcats along with his twin brother, Gabe ... has one sister, Hattie ... right-handed.

SEASON & CAREER STATISTICS

| 2020-21 Season | | Career |
|--------------------------------|-------------|--------------------------------|
| 4 at Wichita State, 1/10/21 | Pts | 4 at Wichita State, 1/10/21 |
| 3 at Wichita State, 1/10/21 | FG Atts | 3 at Wichita State, 1/10/21 |
| 2 at Wichita State, 1/10/21 | FG Made | 2 at Wichita State, 1/10/21 |
| 3 at Tulane, 2/7/21 | 3PT-FG Atts | 1, 3x (last at Temple, 2/4/21) |
| 1, 2x (last at Tulane, 2/7/21) | 3PT-FG Made | 1 at SMU, 1/7/21 |
| 0 | FT Atts | 0 |
| 0 | FT Made | 0 |
| 4 at Temple, 2/4/21 | Rebs | 4 at Temple, 2/4/21 |
| 2 at Tulane, 2/7/21 | Assts | 2 at Tulane, 2/7/21 |
| 1 at Tulane, 2/7/21 | Stls | 1 at Tulane, 2/7/21 |
| 0 | Blks | 0 |
| 20 at Temple, 2/4/21 | Mins | 20 at Temple, 2/4/21 |

MISCELLANEOUS STATISTICS

| CATEGORY | 2020-21 | CAREER |
|--------------------------------|---------|--------|
| Double-Figure Scoring Games | 0 | 0 |
| Double-Figure Rebounding Games | 0 | 0 |
| Double-Double Games | 0 | 0 |
| 20-Point Scoring Games | 0 | 0 |
| Games Led UC in Scoring | 0 | 0 |
| Games Led UC in Rebounding | 0 | 0 |
| Games Led UC in Assists | 0 | 0 |
| Games With 3+ Assists | 0 | 0 |
| Games With 3+ Blocks | 0 | 0 |
| Games With 3+ Steals | 0 | 0 |
| Games With 3+ 3-Pointers | 0 | 0 |

GAME-BY-GAME STATISTICS

2020-21 (FRESHMAN SEASON)

#45 MADSEN, Mason

| Opponent | Date | GS | MIN | Total | | 3-Pointers | | Free throws | | Rebounds | | PF | A | T/O | BLK | STL | PTS | AVG |
|----------------|------------|----|-------|--------|-------|------------|-------|-------------|------|----------|-----|----|-----|-----|-----|-----|-----|--------|
| | | | | FG-FGA | PCT | 3FG-3FGA | PCT | FT-FTA | PCT | OFF | DEF | | | | | | | |
| at SMU | 01/07/2021 | | 03:22 | 1-1 | 1.000 | 1-1 | 1.000 | 0-0 | .000 | 0 | 0 | 0 | 0.0 | 0 | 0 | 0 | 0 | 3.0 |
| at Wichita St. | 01/10/2021 | | 09:02 | 2-3 | .667 | 0-1 | .000 | 0-0 | .000 | 0 | 1 | 1 | 0.5 | 1 | 0 | 0 | 0 | 4.3.5 |
| at Temple | 02/04/2021 | | 19:47 | 1-2 | .500 | 0-1 | .000 | 0-0 | .000 | 0 | 4 | 4 | 1.7 | 0 | 0 | 0 | 0 | 2.3.0 |
| at Tulane | 02/07/2021 | | 19:16 | 1-4 | .250 | 1-3 | .333 | 0-1 | .000 | 1 | 2 | 3 | 2.0 | 4 | 2 | 1 | 0 | 3.3.0 |
| Totals | | 0 | 51:27 | 5-10 | .500 | 2-6 | .333 | 0-1 | .000 | 1 | 7 | 8 | 2.0 | 5 | 2 | 1 | 0 | 12.3.0 |

Player Averages

| Games Played | Minutes/game | Points/game | FG Pct | 3FG Pct | FT Pct | Rebounds/game | Assists/game | Turnovers/game | Assist/Turnover ratio | Steals/game | Blocks/game |
|--------------|--------------|-------------|--------|---------|--------|---------------|--------------|----------------|-----------------------|-------------|-------------|
| 4 | 12.9 | 3.0 | 50.0 | 33.3 | 0.0 | 2.0 | 0.5 | 0.3 | 2.0 | 0.3 | 0.0 |

CAREER STATISTICS

MADSEN, Mason

| | | | | Field Goals | | 3-Point | | F-Throws | | Rebounds | | | | | | | | | Scoring | |
|---------|------|-------|---------|-------------|------|---------|------|----------|------|----------|-----|-----|-----|-------|-----|----|-----|-----|---------|-----|
| SEASON | TEAM | GP-GS | MIN/AVG | FG-FGA | FG% | 3FG-FGA | 3FG% | FT-FTA | FT% | OFF | DEF | TOT | AVG | PF-FO | AST | TO | BLK | STL | PTS | AVG |
| 2020-21 | UC | 4-0 | 51/12.9 | 5-10 | .500 | 2-6 | .333 | 0-1 | .000 | 1 | 7 | 8 | 2.0 | 5-0 | 2 | 1 | 0 | 1 | 12 | 3.0 |
| TOTAL | | 4-0 | 51/12.9 | 5-10 | .500 | 2-6 | .333 | 0-1 | .000 | 1 | 7 | 8 | 2.0 | 5-0 | 2 | 1 | 0 | 1 | 12 | 3.0 |



#55 GABE MADSEN

GUARD • 6-5 • 195 • FRESHMAN • HS • ROCHESTER, MINN./MAYO SENIOR HS

2020-21 Season (Freshman): Played in two games as a reserve before deciding following the Christmas Holiday to opt out of the 2020-21 season ... registered his first collegiate basket, a 3-pointer at Georgia (12/19).

Prior to Cincinnati: Averaged 26.1 points, 8.4 rebounds and 5.0 assists while shooting 41.7 percent from 3-point range and 89.8 percent from the free-throw line as a senior in 2019-20 ... made 108 3-pointers ... helped lead Mayo to a 22-6 mark and the school's first appearance in the Section One, Class 4A championship game since 2008 when the 2019-20 season was halted due to the COVID-19 pandemic ... averaged 23.9 points, 10.2 rebounds and 5.0 assists while making 82 3-pointers as a junior ... named a two-time Post Bulletin All-Area Team selection ... scored 2,349 career points ... tabbed a three-star prospects according to 247Sports.com.

Personal: Born May, 1, 2001 in Eau Claire, Wisconsin ... son of Jennifer and Luke Madsen ... Coached all four seasons of high school basketball by his father, including one year at Bloomer HS and three years at Mayo Senior HS ... signed to play for the Bearcats along with his twin brother, Mason ... has one sister, Hattie ... plays the guitar as a hobby ... right-handed.

SEASON & CAREER STATISTICS

| 2020-21 Season | | Career |
|-----------------------------------|-------------|-----------------------------------|
| 3 at Georgia, 12/19/20 | Pts | 3 at Georgia, 12/19/20 |
| 2 vs. Lipscomb, 12/2/20 | FG Atts | 2 vs. Lipscomb, 12/2/20 |
| 1 at Georgia, 12/19/20 | FG Made | 1 at Georgia, 12/19/20 |
| 2 vs. Lipscomb, 12/2/20 | 3PT-FG Atts | 2 vs. Lipscomb, 12/2/20 |
| 1 at Georgia, 12/19/20 | 3PT-FG Made | 1 at Georgia, 12/19/20 |
| 0 | FT Atts | 0 |
| 0 | FT Made | 0 |
| 1, 2x (last at Georgia, 12/19/20) | Rebs | 1, 2x (last at Georgia, 12/19/20) |
| 0 | Assts | 0 |
| 1 vs. Lipscomb, 12/2/20 | Stls | 1 vs. Lipscomb, 12/2/20 |
| 0 | Blks | 0 |
| 7 at Georgia, 12/19/20 | Mins | 7 at Georgia, 12/19/20 |

MISCELLANEOUS STATISTICS

| CATEGORY | 2020-21 | CAREER |
|--------------------------------|---------|--------|
| Double-Figure Scoring Games | 0 | 0 |
| Double-Figure Rebounding Games | 0 | 0 |
| Double-Double Games | 0 | 0 |
| 20-Point Scoring Games | 0 | 0 |
| Games Led UC in Scoring | 0 | 0 |
| Games Led UC in Rebounding | 0 | 0 |
| Games Led UC in Assists | 0 | 0 |
| Games With 3+ Assists | 0 | 0 |
| Games With 3+ Blocks | 0 | 0 |
| Games With 3+ Steals | 0 | 0 |
| Games With 3+ 3-Pointers | 0 | 0 |

GAME-BY-GAME STATISTICS

2020-21 (FRESHMAN SEASON)

#55 MADSEN, Gabe

| Opponent | Date | GS | MIN | Total | 3-Pointers | Free throws | Rebounds | Pf | A | T/O | BLK | STL | PTS | AVG |
|---------------|------------|----------|--------------|------------|-------------|-------------|-------------|------------|-------------|----------|----------|----------|------------|----------|
| | | | | FG-FGA | PCT | 3FG-3FGA | PCT | FT-FTA | PCT | OFF | DEF | TOT | AVG | |
| Lipscomb | 12/02/2020 | | 05:19 | 0-2 | .000 | 0-2 | .000 | 0-0 | .000 | 0 | 1 | 1 | 1.0 | 1 |
| at Georgia | 12/19/2020 | | 07:04 | 1-1 | 1.000 | 1-1 | 1.000 | 0-0 | .000 | 1 | 0 | 1 | 1.0 | 1 |
| Totals | | 0 | 12:23 | 1-3 | .333 | 1-3 | .333 | 0-0 | .000 | 1 | 1 | 2 | 1.0 | 2 |

Player Averages

| Games Played | Minutes/game | Points/game | FG Pct | 3FG Pct | FT Pct | Rebounds/game | Assists/game | Turnovers/game | Assist/Turnover ratio | Steals/game | Blocks/game |
|--------------|--------------|-------------|--------|---------|--------|---------------|--------------|----------------|-----------------------|-------------|-------------|
| 2 | 6.2 | 1.5 | 33.3 | 33.3 | 0.0 | 1.0 | 0.0 | 0.5 | 0.0 | 0.5 | 0.0 |


CAREER STATISTICS

MADSEN, Gabe

| | | | | Field Goals | | 3-Point | | F-Throws | | Rebounds | | | | | | | | | | Scoring | |
|---------|------|-------|---------|-------------|------|---------|------|----------|------|----------|-----|-----|-----|-------|-----|----|-----|-----|-----|---------|--|
| SEASON | TEAM | GP-GS | MIN/AVG | FG-FGA | FG% | 3FG-FGA | 3FG% | FT-FTA | FT% | OFF | DEF | TOT | AVG | PF-FO | AST | TO | BLK | STL | PTS | AVG | |
| 2020-21 | UC | 2-0 | 12/6.2 | 1-3 | .333 | 1-3 | .333 | 0-0 | .000 | 1 | 1 | 2 | 1.0 | 2-0 | 0 | 1 | 0 | 1 | 3 | 1.5 | |
| TOTAL | | 2-0 | 12/6.2 | 1-3 | .333 | 1-3 | .333 | 0-0 | .000 | 1 | 1 | 2 | 1.0 | 2-0 | 0 | 1 | 0 | 1 | 3 | 1.5 | |

2020-21 BOX SCORES

GAME 1 • DEC. 2, 2020 LIPSCOMB (55) AT CINCINNATI (67) FIFTH THIRD ARENA (CINCINNATI, OHIO)



Official Basketball Box Score - Final

Lipscomb at Cincinnati

12/02/20 Fifth Third Arena, Cincinnati, Ohio

Lipscomb at Cincinnati

Game Time: 5:00 PM

Game Duration: 1:55

Attendance: 300

Officials: Joe Lindsay, Vladimir Voyatzki, Wesley Ford

Lipscomb - 55

Record: 1-2

| NO. Name | Min | FG M-A | 3P M-A | FT M-A | Rebounds OR DR TOT | Fouls PF F | TP | AS | TO | ST | Blocks BS BA | +/- |
|--------------------|---------|--------|--------|--------|--------------------|------------|----|----|----|----|--------------|-----|
| 23 Ahsan Asadullah | C 33:58 | 4-11 | 0-0 | 0-4 | 1 5 6 | 2 2 | 8 | 3 | 8 | 1 | 0 2 | -1 |
| 1 Greg Jones | G 37:16 | 3-7 | 2-4 | 4-5 | 0 4 4 | 2 4 | 12 | 2 | 2 | 0 | 0 1 | -14 |
| 3 Romeo Ferguson | G 35:03 | 4-8 | 0-0 | 4-4 | 1 4 5 | 4 3 | 12 | 5 | 2 | 2 | 0 1 | -12 |
| 10 Jake Wolfe | G 31:23 | 3-8 | 1-3 | 0-0 | 0 6 6 | 2 3 | 7 | 0 | 1 | 0 | 0 1 | -8 |
| 25 Miles Miller | G 34:02 | 1-2 | 0-1 | 4-4 | 0 2 2 | 1 2 | 6 | 3 | 3 | 3 | 0 0 | -15 |
| 11 Parker Hazen | 17:40 | 3-4 | 0-0 | 2-2 | 0 1 1 | 5 1 | 8 | 1 | 2 | 1 | 0 0 | -5 |
| 11 Alex Jones | 05:58 | 0-0 | 0-0 | 0-0 | 0 1 1 | 0 0 | 0 | 0 | 0 | 0 | 0 0 | 3 |
| 12 Carson Cary | 02:44 | 0-0 | 0-0 | 2-2 | 0 1 1 | 0 1 | 2 | 0 | 0 | 0 | 0 0 | 2 |
| 5 Kaleb Coleman | 01:48 | 0-1 | 0-1 | 0-0 | 0 0 0 | 0 0 | 0 | 0 | 0 | 0 | 0 0 | -6 |
| 4 Tanner Shulman | 00:04 | 0-0 | 0-0 | 0-0 | 0 0 0 | 0 0 | 0 | 0 | 0 | 0 | 0 0 | -2 |
| 22 Jacob Hobbs | 00:04 | 0-0 | 0-0 | 0-0 | 0 0 0 | 0 0 | 0 | 0 | 0 | 0 | 0 0 | -2 |
| Team | | | | | 0 2 2 | | 0 | 1 | | | | |
| Totals | | 18-41 | 3-9 | 16-21 | 2 26 28 | 17 16 | 55 | 14 | 19 | 7 | 0 5 | -12 |

Shooting By Period


| | | |
|---------|-------|-------|
| 1st FG% | 7-17 | 41.2% |
| 3PT% | 3-5 | 60.0% |
| FT% | 12-15 | 80% |
| 2nd FG% | 11-24 | 45.8% |
| 3PT% | 0-4 | 0.0% |
| FT% | 4-6 | 66.7% |
| GM FG% | 18-41 | 43.9% |
| 3PT% | 3-9 | 33.3% |
| FT% | 16-21 | 76.2% |

Dead Ball Rebounds: 3 0

| Cincinnati - 67 | | | | | | | | | | | | | | | Record: 1-0 | | | | | | | | | | | | | | |
|-----------------|--------------------|---|-------|------|-------|------|-------|----|----------|----|----|-------|----|----|-------------|----|--------|-----|-----------------------|-----------------------|--|--|--|--|--|--|--|--|--|
| NO. | Name | | Min | FG | | 3P | | FT | Rebounds | | | Fouls | TP | AS | TO | ST | Blocks | | +/- | | | | | | | | | | |
| | | | | M | A | M | A | | OR | DR | OT | | | | | | BS | BA | | | | | | | | | | | |
| 25 | Rapolas Ivanauskas | F | 25:35 | 5-9 | 0-1 | 1-1 | 2 | 4 | 6 | 1 | 4 | 11 | 0 | 0 | 0 | 0 | 0 | 0 | 1 | 1st FG% 13-31 41.9% | | | | | | | | | |
| 33 | Chris Vogt | C | 31:36 | 6-7 | 0-0 | 0-3 | 5 | 2 | 7 | 3 | 4 | 12 | 1 | 2 | 0 | 3 | 0 | 9 | 3PT% 0-10 0.0% | | | | | | | | | | |
| 00 | David DeJulius | G | 34:24 | 3-7 | 2-5 | 0-0 | 0 | 6 | 6 | 1 | 1 | 8 | 4 | 0 | 0 | 0 | 0 | 9 | FT% 3-5 60.0% | | | | | | | | | | |
| 2 | Keith Williams | G | 22:09 | 2-10 | 0-3 | 3-6 | 0 | 0 | 0 | 0 | 3 | 3 | 2 | 2 | 2 | 0 | 0 | 16 | 2nd FG% 15-31 48.4% | | | | | | | | | | |
| 23 | Mika Adams-Woods | G | 33:15 | 6-14 | 1-5 | 3-3 | 1 | 2 | 3 | 1 | 3 | 16 | 2 | 1 | 0 | 0 | 0 | 16 | 3PT% 4-12 33.3% | | | | | | | | | | |
| 55 | Gabe Madsen | | 05:19 | 0-2 | 0-2 | 0-0 | 0 | 1 | 1 | 1 | 0 | 0 | 0 | 0 | 1 | 0 | 0 | 4 | FT% 4-8 50.0% | | | | | | | | | | |
| 1 | Zach Harvey | | 15:04 | 3-6 | 1-3 | 0-0 | 1 | 1 | 2 | 0 | 2 | 7 | 1 | 0 | 0 | 0 | 0 | -12 | GMFG% 28-62 45.2% | | | | | | | | | | |
| 13 | Tari Eason | | 07:57 | 1-3 | 0-1 | 0-0 | 2 | 1 | 3 | 2 | 0 | 2 | 1 | 4 | 0 | 2 | 0 | -6 | 3PT% 4-22 18.2% | | | | | | | | | | |
| 20 | Mamoudou Diarra | | 07:12 | 0-1 | 0-1 | 0-0 | 0 | 2 | 2 | 4 | 0 | 0 | 0 | 0 | 0 | 0 | 0 | -2 | FT% 7-13 53.8% | | | | | | | | | | |
| 24 | Jeremiah Davenport | | 14:05 | 2-3 | 0-0 | 0-0 | 0 | 2 | 2 | 0 | 0 | 4 | 4 | 2 | 2 | 0 | 0 | 20 | Dead Ball Rebounds: 2 | | | | | | | | | | |
| 3 | Mike Saunders Jr. | | 03:24 | 0-0 | 0-0 | 0-0 | 0 | 0 | 0 | 0 | 0 | 0 | 0 | 1 | 0 | 0 | 0 | 3 | | | | | | | | | | | |
| Team | | | | | | | 1 2 3 | | | | | 0 | 0 | | | | | | | | | | | | | | | | |
| Totals | | | | | 28-62 | 4-22 | 7-13 | 12 | 23 | 35 | 16 | 17 | 67 | 15 | 12 | 5 | 5 | 0 | 12 | Technical Fouls: NONE | | | | | | | | | |

| | LIP | CIN | Points from | LIP | CIN | Period by Period Scoring | | | |
|------------------|---------------------------|---------------------------|---------------|-----|-----|--------------------------|-----|-----|-----|
| Biggest lead | 9 (1 st 10:23) | 12 (2 nd 0:18) | Turnovers | 4 | 19 | | 1st | 2nd | TOT |
| Best Scoring Run | 9 (1 st 10:23) | 11 (2 nd 3:26) | Paint | 28 | 40 | | | | |
| Lead Changes | 4 | | Second Chance | 6 | 11 | LIP | 29 | 26 | 55 |
| Times Tied | 6 | | Fast Breaks | 10 | 13 | | | | |
| Time with Lead | 29:30 | 07:05 | Bench | 10 | 13 | CIN | 29 | 38 | 67 |

SKYLINE CHILI CROSSTOWN SHOOTOUT • GAME 2 • DEC. 6, 2020 XAVIER (77) AT CINCINNATI (69) FIFTH THIRD ARENA (CINCINNATI, OHIO)



Official Basketball Box Score - Final

Xavier at Cincinnati

12/06/20 Fifth Third Arena, Cincinnati, Ohio

Xavier at Cincinnati

Game Time: 3:00 PM

Game Duration: 2:02

Attendance: 300

Officials: Doug Shows, Clarence Armstrong, Jeffrey Clark

Xavier - 77

Record: 6-0

| NO. Name | Min | FG | 3P | FT | Rebounds | Fouls | TP | AS | TO | ST | Blocks | BS | BA | +/- |
|--------------------|---------|------|-------|------|----------|-------|----|----|----|----|--------|----|-----|-----|
| 25 Jason Carter | F 31:53 | 2-5 | 1-3 | 1-2 | 0 2 2 | 2 1 | 6 | 2 | 0 | 0 | 1 | 0 | 10 | |
| 32 Zach Freemantle | F 33:54 | 7-15 | 2-5 | 0-1 | 0 9 9 | 3 4 | 16 | 0 | 4 | 0 | 0 | 0 | 11 | |
| 1 Paul Scruggs | G 30:35 | 6-10 | 0-2 | 8-8 | 0 5 5 | 2 5 | 20 | 5 | 2 | 0 | 1 | 1 | 11 | |
| 10 Nate Johnson | G 26:13 | 3-5 | 2-2 | 2-2 | 0 3 3 | 1 1 | 10 | 2 | 0 | 2 | 0 | 1 | 19 | |
| 11 Dwon Odum | G 19:49 | 0-1 | 0-0 | 6-8 | 0 2 2 | 3 4 | 6 | 2 | 2 | 0 | 0 | 0 | 14 | |
| 3 Colby Jones | 16:31 | 2-2 | 0-0 | 1-2 | 0 4 4 | 1 1 | 5 | 3 | 1 | 1 | 0 | 0 | -1 | |
| 13 Bryan Griffin | 11:17 | 2-2 | 0-0 | 2-2 | 0 5 5 | 2 1 | 6 | 0 | 0 | 0 | 0 | 0 | -2 | |
| 24 Kyky Tandy | 11:24 | 1-3 | 0-1 | 0-0 | 0 0 0 | 2 0 | 2 | 0 | 1 | 0 | 0 | 0 | -7 | |
| 5 Adam Kunkel | 15:28 | 2-5 | 2-4 | 0-0 | 0 0 0 | 1 0 | 6 | 0 | 1 | 1 | 0 | 0 | -12 | |
| 0 C.J. Wilcher | 02:56 | 0-1 | 0-1 | 0-0 | 0 0 0 | 1 0 | 0 | 0 | 1 | 0 | 0 | 0 | -3 | |
| Team | | | | | 0 1 1 | | 0 | 0 | | | | | | |
| Totals | 25-49 | 7-18 | 20-25 | 0 31 | 31 17 18 | 77 | 14 | 12 | 4 | 3 | 2 | 8 | | |

Technical Fouls: NONE

Shooting By Period

| | | |
|---------|-------|-------|
| 1st FG% | 14-27 | 51.9% |
| 3PT% | 5-13 | 38.5% |
| FT% | 4-4 | 100% |

11-22 50.0%

2nd FG% 7-11 | 63.6% || 3PT% | 2-5 | 40.0% |
| FT% | 16-21 | 76.2% |


GM FG% 25-49 | 51.0% || 3PT% | 7-18 | 38.9% |
| FT% | 20-25 | 80.0% |

Dead Ball Rebounds: 2, 1

| Cincinnati - 69 | | | | | | | | | | | | | | | Record: 1-1 | | | | | | | | | |
|-----------------|--------------------|---------|-----------|-----------|-----------|-----------------------|----------------|----|----|----|----|-----------------|-----|--------------------|---------------------------------------|-------|-------|--|--|--|--|--|--|--|
| NO. Name | | Min | FG M-A | 3P M-A | FT M-A | Rebounds OR DR TOT | Fouls PF FT | TP | AS | TO | ST | Blocks BS BA | +/- | Shooting By Period | | | | | | | | | | |
| 25 | Rapolas Ivanauskas | F 23:21 | 4-9 | 2-6 | 0-0 | 0 6 6 | 3 1 | 10 | 0 | 1 | 1 | 0 | 0 | -5 | 1st FG% | 14-30 | 46.7% | | | | | | | |
| 33 | Chris Vogt | C 31:39 | 4-5 | 0-0 | 0-0 | 1 1 1 | 5 1 | 8 | 2 | 0 | 0 | 0 | 0 | -7 | 3PT% | 1-8 | 12.5% | | | | | | | |
| 00 | David DeJulius | G 29:17 | 6-11 | 0-2 | 4-4 | 1 4 5 | 3 5 | 16 | 6 | 0 | 1 | 0 | 0 | -17 | FT% | 6-6 | 100% | | | | | | | |
| 2 | Keith Williams | G 31:19 | 6-16 | 1-5 | 5-8 | 0 6 6 | 1 5 | 18 | 3 | 2 | 0 | 1 | 0 | -7 | 2nd FG% | 13-34 | 38.2% | | | | | | | |
| 23 | Mika Adams-Woods | G 30:42 | 2-8 | 0-2 | 1-2 | 0 1 1 | 1 1 | 5 | 3 | 1 | 2 | 1 | 2 | -14 | 3PT% | 1-3 | 30.8% | | | | | | | |
| 20 | Mamoudou Diarra | 08:21 | 1-1 | 0-0 | 0-1 | 1 0 1 | 1 1 | 2 | 2 | 1 | 0 | 0 | 0 | -5 | FT% | 4-9 | 44.4% | | | | | | | |
| 24 | Jeremiah Davenport | 16:35 | 2-6 | 2-4 | 0-0 | 1 0 1 | 3 0 | 6 | 0 | 0 | 0 | 0 | 1 | 2 | GM FG% | 27-64 | 42.2% | | | | | | | |
| 3 | Mike Saunders Jr. | 09:36 | 1-3 | 0-1 | 0-0 | 0 0 0 | 0 2 | 2 | 1 | 0 | 0 | 0 | 0 | 9 | 3PT% | 5-21 | 23.8% | | | | | | | |
| 13 | Tari Eason | 14:42 | 1-5 | 0-1 | 0-0 | 3 5 8 | 2 1 | 2 | 2 | 1 | 1 | 0 | 0 | 4 | FT% | 10-15 | 66.7% | | | | | | | |
| 1 | Zach Harvey | 04:28 | 0-0 | 0-0 | 0-0 | 0 0 0 | 0 0 | 0 | 0 | 0 | 0 | 0 | 0 | 0 | Dead Ball Rebounds: 2-1 | | | | | | | | | |
| Team | | | | | | 2 3 5 | | 0 | 0 | 1 | | | | | | | | | | | | | | |
| Totals | | | 27-64 | 5-21 | 10-15 | 8 26 34 | 19 17 | 69 | 19 | 8 | 5 | 2 | 3 | -8 | Technical Fouls: Ivanauskas 2nd 18:59 | | | | | | | | | |

| | | | | | | |
|------------------|--------------------------|---------------------------|--------------------------|--------|-----|-----|
| | Xavier | CIN | | | | |
| Biggest lead | 8 (2 nd 0:22) | 5 (2 nd 18:30) | Points from Turnovers | Xavier | CIN | |
| Best Scoring Run | 7 (1 st 6:49) | 6 (1 st 11:16) | Paint | 28 | 36 | |
| Lead Changes | 6 | 17 | Second Chance | 0 | 3 | |
| Times Tied | 11 | | Fast Breaks | 12 | 17 | |
| Time with Lead | 18:42 | 15:02 | Bench | 19 | 12 | |
| | | | Period by Period Scoring | | | |
| | | | | 1st | 2nd | TOT |
| | | | Xavier | 37 | 40 | 77 |
| | | | CIN | 35 | 34 | 69 |

GAME 3 • DEC. 9, 2020 FURMAN (73) AT CINCINNATI (78) FIFTH THIRD ARENA (CINCINNATI, OHIO)



Official Basketball Box Score - Final

Furman at Cincinnati

12/09/20 Fifth Third Arena, Cincinnati, Ohio

2020-21 Men's Basketball

Game Time: 5:00 PM

Game Duration: 2:08

Furman -73

Record: 4-1

| NO. Name | | Min | FG | | 3P | FT | Rebounds | | | Fouls | | TP | AS | TO | ST | Blocks | | +/- | |
|----------|---------------|-----|-------|------|-------|------|----------|-----|----|-------|----|----|----|----|----|--------|-----|--------------------------|---------------------|
| | | | M/A | M/A | M/A | OR | DR | TOT | F | FT | SB | | | | | BA | | | |
| 4 | Noah Gurley | F | 29:38 | 5-12 | 2-6 | 8-10 | 3 | 5 | 8 | 4 | 6 | 20 | 2 | 1 | 0 | 1 | 1 | 5 | 1st FG% 10-23 43.5% |
| 20 | Jalen Lawson | F | 29:03 | 3-7 | 0-3 | 3-5 | 0 | 3 | 3 | 4 | 4 | 20 | 0 | 2 | 1 | 2 | 1 | -5 | 3PT% 2-10 20.0% |
| 45 | Clay McClouse | F | 36:30 | 8-17 | 4-11 | 3-3 | 2 | 2 | 4 | 4 | 4 | 23 | 1 | 2 | 1 | 0 | 1 | 6 | FT% 6-10 60% |
| 1 | Mike Bothwell | G | 37:47 | 4-11 | 1-4 | 5-6 | 2 | 4 | 6 | 1 | 5 | 14 | 1 | 2 | 0 | 1 | -10 | 2nd FG% 13-35 37.1% | |
| 3 | Alex Hunter | G | 32:10 | 2-9 | 0-4 | 1-1 | 0 | 1 | 1 | 4 | 5 | 5 | 1 | 0 | 0 | 1 | -2 | 3PT% 5-18 27.8% | |
| 13 | Garrett Hien | | 13:52 | 0-0 | 0-0 | 0-2 | 0 | 0 | 0 | 2 | 1 | 0 | 1 | 1 | 0 | 0 | -9 | FT% 14-17 82.4% | |
| 22 | Joe Anderson | | 12:41 | 0-1 | 0-0 | 0-0 | 0 | 0 | 0 | 2 | 0 | 0 | 0 | 2 | 0 | 0 | 2 | GM FG% 23-58 39.7% | |
| 5 | Marcus Foster | | 08:19 | 1-1 | 0-0 | 0-0 | 0 | 0 | 0 | 2 | 0 | 0 | 0 | 0 | 0 | 0 | 0 | 3PT% 7-28 25.0% | |
| | | | | | | | | | | | | | | | | | | FT% 20-27 74.1% | |
| Team | | | | | | | 0 | 1 | 1 | | 0 | | 0 | | | | | Dead Ball Rebounds: 5, 1 | |
| Totals | | | 23:58 | 7:28 | 20:27 | 7 | 16 | 23 | 23 | 21 | 73 | 15 | 8 | 6 | 3 | 5 | -5 | Technical Fouls: NONE | |

2020-21 BOX SCORES

GAME 5 • DEC. 16, 2020 USF (74) AT CINCINNATI (71) FIFTH THIRD ARENA (CINCINNATI, OHIO)



Official Basketball Box Score - Final
South Fla. at Cincinnati
12/16/20 Fifth Third Arena, Cincinnati, Ohio
2020-21 Men's Basketball

Game Time: 7:00 PM
Game Duration: 2:09
Attendance: 300

Officials: Bill Jacobson, Rob Rork, Bert Smith

South Fla. - 74

Record: 5-2 (1-0)

| NO. Name | Min | FG | 3P | FT | Rebounds | Fouls | TP | AS | TO | ST | Blocks | +/- |
|--------------------|---------|-------|------|------|-----------|--------|----|----|----|----|--------|-----|
| | | M-A | M-A | M-A | OR DR TOT | PF FD | | | | | BS BA | |
| 10 Alexis Yetna | F 37:16 | 6-10 | 2-5 | 2-2 | 3 9 12 | 3 1 16 | 3 | 0 | 1 | 1 | 0 | 9 |
| 4 Michael Durr | C 31:10 | 6-10 | 0-0 | 2-3 | 6 4 10 | 2 4 14 | 1 | 0 | 0 | 2 | 0 | -5 |
| 00 David Collins | G 28:35 | 5-11 | 1-1 | 0-0 | 0 1 1 | 3 5 11 | 4 | 2 | 1 | 1 | 1 | -1 |
| 13 Justin Brown | G 33:13 | 3-9 | 2-5 | 0-0 | 1 2 3 | 2 0 8 | 0 | 0 | 1 | 0 | 1 | -1 |
| 23 Caleb Murphy | G 19:12 | 2-9 | 0-1 | 3-5 | 0 1 1 | 3 3 7 | 4 | 4 | 2 | 0 | 0 | 0 |
| 54 Russel Tchewa | 08:41 | 2-2 | 0-0 | 0-0 | 1 0 1 | 2 1 4 | 0 | 1 | 0 | 0 | 0 | 8 |
| 1 Xavier Castaneda | G 24:12 | 2-5 | 0-0 | 0-0 | 0 2 2 | 0 2 14 | 2 | 3 | 1 | 0 | 2 | -11 |
| 22 Madut Akce | 03:02 | 0-1 | 0-1 | 0-0 | 0 1 1 | 0 0 0 | 0 | 1 | 0 | 0 | 0 | -1 |
| 5 Rashun Williams | 02:44 | 0-0 | 0-0 | 0-0 | 0 0 0 | 1 0 0 | 0 | 1 | 0 | 0 | 0 | -6 |
| 24 Jamir Chaplin | 11:16 | 0-1 | 0-1 | 0-2 | 1 0 1 | 1 1 0 | 1 | 0 | 0 | 2 | 0 | 13 |
| Team | | | | | 3 2 5 | 0 | 0 | 3 | | | | |
| Totals | | 30-63 | 7-17 | 7-12 | 15 22 37 | 17 17 | 74 | 15 | 6 | 6 | 4 | 3 |

Technical Fouls:NONE

Cincinnati - 71

Record: 2-3 (0-1)

| NO. Name | Min | FG | 3P | FT | Rebounds | Fouls | TP | AS | TO | ST | Blocks | +/- |
|-----------------------|---------|-------|------|-------|-----------|--------|----|----|----|----|--------|-----|
| | | M-A | M-A | M-A | OR DR TOT | PF FD | | | | | BS BA | |
| 13 Tari Eason | F 23:58 | 4-7 | 1-2 | 4-6 | 5 4 9 | 0 4 13 | 3 | 2 | 2 | 1 | 0 | -6 |
| 33 Chris Vogt | C 25:37 | 5-12 | 0-0 | 3-6 | 1 3 4 | 2 4 13 | 3 | 2 | 0 | 1 | 3 | 1 |
| 00 David DeJulius | G 24:12 | 2-5 | 1-4 | 0-0 | 0 1 1 | 2 0 5 | 2 | 0 | 0 | 1 | 0 | 0 |
| 2 Keith Williams | G 21:50 | 6-9 | 2-4 | 1-1 | 2 3 5 | 5 2 15 | 2 | 3 | 2 | 1 | 1 | -1 |
| 23 Mika Adams-Woods | G 27:21 | 2-7 | 1-3 | 0-0 | 0 0 0 | 0 2 5 | 1 | 0 | 0 | 0 | 2 | 0 |
| 25 Rapolas Ivanauskas | 20:09 | 2-3 | 1-2 | 0-0 | 0 4 4 | 2 1 5 | 0 | 5 | 0 | 0 | 0 | -2 |
| 1 Zach Harvey | 15:24 | 1-2 | 0-0 | 0-0 | 0 0 0 | 2 0 3 | 2 | 1 | 0 | 0 | 0 | -2 |
| 3 Mike Saunders Jr. | 15:48 | 2-4 | 0-0 | 4-4 | 0 2 2 | 2 4 8 | 4 | 1 | 1 | 0 | 0 | -3 |
| 24 Jeremiah Davenport | 25:41 | 2-7 | 0-3 | 0-0 | 1 1 2 | 2 0 4 | 0 | 1 | 1 | 0 | 0 | -2 |
| Team | | | | | 1 1 2 | 0 | 0 | | | | | |
| Totals | | 26-56 | 7-20 | 12-17 | 10 19 29 | 17 17 | 71 | 17 | 15 | 6 | 4 | 6 |

Technical Fouls:NONE

| | USF | CIN |
|-------------------------|----------------------------|---------------------------|
| Biggest lead | 12 (2 nd 11:22) | 4 (1 st 9:29) |
| Best Scoring Run | 7 (2 nd 13:13) | 12 (2 nd 4:30) |
| Lead Changes | 10 | |
| Times Tied | 9 | |
| Time with Lead | 29:40 | 05:19 |

GAME 7 • DEC. 22, 2020 CINCINNATI (70) AT RV/RV UCF (75) ADDITION FINANCIAL ARENA (ORLANDO, FLA.)



Official Basketball Box Score - Final
Cincinnati at UCF
12/22/20 Addition Financial Arena, Orlando
2020-21 Men's Basketball

Game Time: 4:00 PM
Game Duration: 2:17
Attendance: 1,181

Officials: Doug Shows, Gerald Williams, Jose Carrion

Cincinnati - 70

Record: 2-5 (0-2)

| NO. Name | Min | FG | 3P | FT | Rebounds | Fouls | TP | AS | TO | ST | Blocks | +/- |
|-----------------------|---------|-------|------|-------|-----------|--------|----|----|----|----|--------|-----|
| | | M-A | M-A | M-A | OR DR TOT | PF FD | | | | | BS BA | |
| 13 Tari Eason | F 09:47 | 1-1 | 0-0 | 3-4 | 1 3 4 | 5 3 5 | 1 | 3 | 0 | 0 | 0 | -2 |
| 33 Chris Vogt | C 18:46 | 0-1 | 0-0 | 0-0 | 0 2 2 | 3 2 0 | 2 | 1 | 0 | 1 | 0 | -14 |
| 00 David DeJulius | G 27:16 | 4-8 | 0-3 | 1-1 | 1 2 3 | 2 1 9 | 5 | 4 | 0 | 0 | 1 | -6 |
| 2 Keith Williams | G 29:30 | 6-17 | 2-3 | 5-5 | 8 10 3 | 3 19 | 1 | 3 | 1 | 0 | 0 | -2 |
| 23 Mika Adams-Woods | G 28:57 | 3-6 | 1-4 | 2-2 | 3 0 3 | 3 1 9 | 1 | 3 | 0 | 0 | 0 | -4 |
| 3 Mike Saunders Jr. | 20:04 | 0-3 | 0-1 | 2-2 | 1 3 4 | 2 1 2 | 3 | 3 | 1 | 0 | 1 | 4 |
| 24 Jeremiah Davenport | 24:06 | 2-5 | 0-1 | 3-5 | 1 5 6 | 1 4 7 | 2 | 2 | 0 | 0 | 2 | -5 |
| 25 Rapolas Ivanauskas | 18:03 | 2-5 | 0-2 | 0-1 | 0 3 3 | 4 1 4 | 0 | 0 | 1 | 0 | 0 | 9 |
| 1 Zach Harvey | 23:31 | 5-6 | 2-3 | 3-4 | 1 2 3 | 1 4 15 | 0 | 0 | 0 | 0 | 0 | -5 |
| Team | | | | | 1 2 3 | 0 | 0 | | | | | |
| Totals | | 23-52 | 5-17 | 19-24 | 11 30 41 | 25 20 | 70 | 15 | 19 | 3 | 1 | 4 |

Technical Fouls:Williams 1st15:10Coach 1st8:43Eason 1st9:01

UCF - 75

Record: 3-1 (1-0)

| NO. Name | Min | FG | 3P | FT | Rebounds | Fouls | TP | AS | TO | ST | Blocks | +/- |
|---------------------------|---------|-------|------|-------|-----------|--------|----|----|----|----|--------|-----|
| | | M-A | M-A | M-A | OR DR TOT | PF FD | | | | | BS BA | |
| 3 Isaiah Adams | F 24:43 | 6-8 | 1-2 | 2-6 | 0 4 4 | 4 5 15 | 0 | 1 | 2 | 0 | 1 | 3 |
| 20 Sean Mobley | F 22:33 | 1-3 | 0-1 | 0-1 | 0 1 1 | 2 4 4 | 2 | 3 | 1 | 1 | 0 | 0 |
| 13 Brandon Mahan | G 38:13 | 8-13 | 5-7 | 4-5 | 4 6 10 | 1 3 25 | 1 | 1 | 0 | 0 | 0 | 7 |
| 22 Darin Green Jr. | G 33:18 | 5-9 | 2-4 | 0-0 | 0 1 1 | 2 0 12 | 0 | 1 | 0 | 0 | 0 | 2 |
| 2 Dre Fuller Jr. | G 33:38 | 3-7 | 0-1 | 3-4 | 0 2 2 | 4 9 3 | 4 | 3 | 4 | 0 | 0 | -3 |
| 2 Darius Perry | 24:53 | 1-1 | 1-6 | 2-2 | 0 2 2 | 2 2 5 | 0 | 0 | 0 | 0 | 0 | 8 |
| 21 C.J. Walker | 20:55 | 2-6 | 0-0 | 3-6 | 0 2 2 | 3 4 7 | 1 | 0 | 0 | 4 | 0 | 1 |
| 14 Ibrahim Famouke Dombia | 01:47 | 0-0 | 0-0 | 0-0 | 1 0 1 | 2 0 0 | 0 | 0 | 0 | 0 | 0 | -2 |
| Team | | | | | 0 3 3 | 0 | 0 | | | | | |
| Totals | | 26-57 | 9-21 | 14-24 | 6 21 27 | 22 22 | 75 | 8 | 8 | 6 | 4 | 1 |

Technical Fouls:Walker 1st15:10Mahan 1st9:01

| | CIN | UCF |
|-------------------------|----------------------------|----------------------------|
| Biggest lead | 7 (1 st 14:48) | 13 (2 nd 8:20) |
| Best Scoring Run | 11 (1 st 14:48) | 10 (2 nd 17:31) |
| Lead Changes | 5 | |
| Times Tied | 4 | |
| Time with Lead | 14:53 | 21:47 |

| | Points from Turnovers | CIN | UCF |
|----------------------|-----------------------|-----|-----|
| Paint | 34 | 30 | 30 |
| Second Chance | 9 | 10 | |
| Fast Breaks | 21 | 13 | |
| Bench | 28 | 12 | |

GAME 6 • DEC. 19, 2020 CINCINNATI (68) AT GEORGIA (83) STEGEMAN COLISEUM (ATHENS, GA.)



Official Basketball Box Score - Final
Cincinnati at Georgia
12/19/20 Stegeman Coliseum, Athens
2020-21 Men's Basketball

Game Time: 6:01 PM
Game Duration: 2:10
Attendance: 1,638

Officials: Pat Adams, Anthony Jordan, Steven Anderson

Cincinnati - 68

Record: 2-4

| NO. Name | Min | FG | 3P | FT | Rebounds | Fouls | TP | AS | TO | ST | Blocks | +/- |
|-----------------------|---------|-------|------|-------|-----------|--------|----|----|----|----|--------|-----|
| | | M-A | M-A | M-A | OR DR TOT | PF FD | | | | | BS BA | |
| 25 Rapolas Ivanauskas | F 20:09 | 2-4 | 1-3 | 0-0 | 0 6 6 | 2 1 5 | 0 | 1 | 3 | 0 | 0 | -17 |
| 33 Chris Vogt | C 18:34 | 0-1 | 0-0 | 0-4 | 4 1 5 | 1 4 0 | 1 | 3 | 1 | 0 | 0 | -4 |
| 00 David DeJulius | G 27:25 | 3-9 | 1-5 | 0-0 | 0 3 3 | 3 7 1 | 1 | 3 | 1 | 0 | 0 | -10 |
| 2 Keith Williams | G 22:32 | 5-11 | 0-4 | 4-4 | 2 1 3 | 5 3 14 | 1 | 2 | 0 | 0 | 0 | -2 |
| 23 Mika Adams-Woods | G 26:09 | 3-13 | 0-5 | 2-2 | 0 2 2 | 1 1 8 | 2 | 0 | 2 | 1 | 1 | 7 |
| 13 Tari Eason | 26:14 | 5-7 | 1-1 | 0-1 | 2 4 6 | 1 1 11 | 2 | 3 | 2 | 2 | 0 | -4 |
| 1 Zach Harvey | 13:32 | 1-6 | 0-2 | 0-1 | 0 0 0 | 5 1 2 | 0 | 2 | 1 | 0 | 0 | -11 |
| 3 Mike Saunders Jr. | 14:28 | 0-2 | 0-2 | 0-2 | 0 0 0 | 3 2 0 | 2 | 3 | 1 | 0 | 0 | -14 |
| 24 Jeremiah Davenport | 23:53 | 6-13 | 1-6 | 5-6 | 5 1 6 | 2 6 18 | 0 | 4 | 1 | 1 | 1 | -22 |
| 55 Gabe Madsen | 07:04 | 1-1 | 1-1 | 0-0 | 1 0 1 | 1 0 3 | 0 | 1 | 0 | 0 | 0 | 2 |
| Team | | | | | 3 3 6 | 0 | 0 | 2 | | | | |
| Totals | | 26-67 | 5-29 | 11-20 | 17 21 38 | 24 22 | 68 | 9 | 24 | 12 | 4 | 2 |

Technical Fouls:NONE

Georgia - 83

Record: 6-3

| NO. Name | Min | FG | 3P | FT | Rebounds | Fouls | TP | AS | TO | ST | Blocks | +/- |
|--------------------|---------|-------|------|-------|-----------|--------|----|----|----|----|--------|-----|
| | | M-A | M-A | M-A | OR DR TOT | PF FD | | | | | BS BA | |
| 24 P.J. Horne | F 21:41 | 1-2 | 0-1 | 0-0 | 2 2 4 | 2 1 2 | 0 | 0 | 0 | 0 | 0 | -6 |
| 5 Justin Kier | G 32:48 | 6-11 | 1-4 | 5-5 | 0 2 2 | 3 6 18 | 3 | 2 | 3 | 0 | 2 | 4 |
| 14 Tye Fagan | G 27:20 | 6-9 | 0-0 | 5-6 | 4 5 9 | 2 4 17 | 2 | 4 | 1 | 0 | 0 | 22 |
| 2 Sahvir Wheeler | 34:54 | 4-14 | 2-4 | 2-2 | 0 2 2 | 3 3 12 | 7 | 6 | 3 | 0 | 1 | 24 |
| 10 Toumani Camara | 31:24 | 7-10 | 1-3 | 4-6 | 0 10 10 | 3 6 19 | 0 | 4 | 2 | 1 | 0 | 23 |
| 3 Christian Brown | 15:12 | 3-5 | 0-0 | 3-4 | 1 0 1 | 2 2 9 | 0 | 2 | 1 | 0 | 0 | 1 |
| 4 Andrew Garcia | 16:14 | 1-4 | 0-0 | 0-0 | 1 3 4 | 2 0 2 | 1 | 1 | 0 | 0 | 1 | 28 |
| 25 Tyrone McMillan | 07:18 | 1-2 | 0-0 | 0-0 | 1 1 2 | 0 2 1 | 0 | 0 | 0 | 0 | 0 | 3 |
| 11 Jaxon Eter | 05:53 | 0-1 | 0-0 | 2-2 | 0 2 2 | 1 2 2 | 0 | 0 | 0 | 0 | 0 | -10 |
| 13 Jonathan Ned | 04:44 | 0-1 | 0-1 | 0-0 | 0 0 0 | 2 0 0 | 0 | 1 | 0 | 0 | 0 | -5 |
| 12 Josh Taylor | 02:32 | 0-0 | 0-0 | 0-0 | 0 1 1 | 0 0 0 | 0 | 1 | 0 | 1 | 0 | -9 |
| Team | | | | | 1 2 3 | 0 | 0 | 1 | | | | |
| Totals | | 29-59 | 4-13 | 21-25 | 9 30 39 | 22 24 | 83 | 14 | 22 | 10 | 2 | 4 |

Technical Fouls:NONE

| | UC | UGA |
|-------------------------|---------------------------|---------------------------|
| Biggest lead | 1 (1 st 15:07) | 25 (2 nd 3:31) |
| Best Scoring Run | 7 (2 nd 17:38) | 15 (1 st 1:00) |
| Lead Changes | 4 | |
| Times Tied | 3 | |
| Time with Lead | 01:24 | 36:13 |

GAME 8 • JAN. 2, 2021 TULSA (70) AT CINCINNATI (66) FIFTH THIRD ARENA (CINCINNATI, OHIO)



Official Basketball Box Score - Final
Tulsa at Cincinnati
01/02/21 Fifth Third Arena, Cincinnati, Ohio
2020-21 Men's Basketball

Game Time: 3:00 PM
Game Duration: 2:11
Attendance: 300

Officials: Mike Nance, John Hampton, Bill Ek

Tulsa - 70

Record: 6-3 (3-1)

| No. | Name | Min | FG M-A | 3P M-A | FT M-A | Reb OR DR TOT | Fouls PF FD | TP | AS | TO | ST | Blocks BS BA | +/- |
|--------|-------------------------|---------|-----------|-----------|-----------|------------------|----------------|----|----|----|----|-----------------|-----|
| 32 | Austin Richie | F 14:38 | 1-4 | 0-3 | 0-0 | 0 0 0 | 1 0 2 | 0 | 0 | 0 | 0 | 0 | -1 |
| 12 | Emmanuel Ugboh | C 05:34 | 0-1 | 0-0 | 0-0 | 0 1 1 | 3 0 0 | 0 | 0 | 0 | 0 | 0 | -1 |
| 1 | Brandon Rachal | G 37:46 | 8-11 | 3-5 | 6-7 | 0 13 13 | 4 6 25 | 3 | 5 | 1 | 3 | 1 3 | 3 |
| 2 | Keyshawn Embury-Simpson | G 19:31 | 2-5 | 2-4 | 2-2 | 0 0 0 | 1 1 8 | 2 | 1 | 0 | 0 | 0 | -2 |
| 3 | Elijah Joiner | G 30:30 | 2-4 | 2-1 | 3-4 | 0 4 4 | 3 4 7 | 4 | 1 | 0 | 1 | 0 4 | 4 |
| 10 | Curtis Haywood II | 32:02 | 1-5 | 0-3 | 2-2 | 0 2 2 | 3 1 4 | 3 | 2 | 1 | 0 | 1 5 | 5 |
| 11 | Darien Jackson | 28:33 | 4-4 | 0-0 | 0-3 | 3 2 3 | 2 1 8 | 2 | 1 | 1 | 1 | 0 3 | 3 |
| 25 | Rey Idowu | 23:34 | 7-8 | 0-0 | 2-4 | 2 2 4 | 3 6 16 | 1 | 2 | 0 | 1 | 1 5 | 5 |
| 4 | Keshawn Williams | 07:52 | 0-2 | 0-2 | 0-0 | 0 0 0 | 0 0 0 | 1 | 1 | 0 | 0 | 0 4 | 4 |
| Team | | | | | | 1 2 3 | | | | 70 | 16 | | |
| Totals | | | 25-44 | 5-18 | 15-19 | 3 27 30 | 20 19 | 70 | 16 | 13 | 3 | 6 3 | 4 |

2020-21 BOX SCORES

GAME 9 • JAN. 7, 2021 CINCINNATI (76) AT --/RV SMU (69) MOODY COLISEUM (DALLAS, TEXAS)



Official Basketball Box Score - Final
Cincinnati at SMU
01/07/21 Moody Coliseum, Dallas, Texas
2020-21 Men's Basketball

Game Time: 6:01 PM
Game Duration: 2:05
Attendance: 1,568

Officials: Terry Olesby, Owen Shortt, Jerry Heister

| Cincinnati - 76 | | | | | | | | | | | | |
|-----------------------|---------|-------|-------|-------|-----------|-------|----|----|----|----|--------|-----|
| Record: 3-6 (1-3) | | | | | | | | | | | | |
| NO. Name | Min | FG | 3P | FT | Rebounds | Fouls | TP | AS | TO | ST | Blocks | +/- |
| | | M-A | M-A | M-A | OR DR TOT | PF FD | | | | | BS BA | |
| 13 Tari Eason | F 24:44 | 5-10 | 1-2 | 4-4 | 1 4 5 | 2 2 | 14 | 2 | 1 | 1 | 4 2 | 16 |
| 00 David DeJulius | G 33:42 | 1-7 | 0-3 | 0-0 | 0 9 9 | 1 4 | 2 | 12 | 3 | 1 | 0 1 | 7 |
| 2 Keith Williams | G 33:29 | 5-14 | 0-1 | 2-4 | 1 3 4 | 3 3 | 12 | 4 | 2 | 2 | 0 6 | 6 |
| 23 Mika Adams-Woods | G 29:51 | 5-6 | 4-5 | 0-0 | 1 3 4 | 3 0 | 14 | 2 | 2 | 2 | 1 0 | 9 |
| 24 Jeremiah Davenport | G 31:15 | 7-13 | 3-8 | 1-1 | 1 9 10 | 1 3 | 18 | 1 | 1 | 0 | 0 0 | 0 |
| 33 Chris Vogt | 07:40 | 0-1 | 0-0 | 0-0 | 0 0 0 | 2 0 | 0 | 0 | 1 | 0 | 0 0 | -4 |
| 1 Zach Harvey | 18:15 | 4-7 | 1-3 | 4-5 | 1 2 3 | 2 4 | 13 | 1 | 2 | 0 | 0 0 | 2 |
| 3 Mike Saunders Jr. | 05:36 | 0-1 | 0-0 | 0-0 | 0 0 0 | 1 0 | 0 | 3 | 1 | 0 | 0 1 | -7 |
| 20 Mamoudou Diarra | 12:06 | 0-1 | 0-0 | 0-0 | 1 2 3 | 2 1 | 0 | 0 | 0 | 1 | 0 0 | 2 |
| 45 Mason Madsen | 03:22 | 1-1 | 1-1 | 0-0 | 0 0 0 | 0 0 | 3 | 0 | 0 | 0 | 0 0 | 4 |
| Team | | | | | 0 1 1 | | 0 | | | | | |
| Totals | | 28-61 | 10-23 | 10-14 | 6 33 39 | 17 15 | 76 | 22 | 15 | 8 | 7 4 | 7 |

Technical Fouls: NONE

| SMU - 69 | | | | | | | | | | | | |
|----------------------|---------|-------|------|------|-----------|-------|----|----|----|----|--------|-----|
| Record: 6-2 (2-2) | | | | | | | | | | | | |
| NO. Name | Min | FG | 3P | FT | Rebounds | Fouls | TP | AS | TO | ST | Blocks | +/- |
| | | M-A | M-A | M-A | OR DR TOT | PF FD | | | | | BS BA | |
| 1 Feron Hunt | F 27:45 | 4-7 | 0-1 | 1-2 | 1 9 10 | 2 1 | 9 | 0 | 3 | 1 | 0 0 | -8 |
| 22 Isiah Jasey | F 19:53 | 4-5 | 0-0 | 0-0 | 1 2 3 | 2 1 | 8 | 0 | 1 | 0 | 1 0 | 6 |
| 25 Ethan Chargois | F 29:19 | 2-11 | 0-4 | 0-0 | 0 4 4 | 3 1 | 4 | 4 | 0 | 0 | 0 2 | -2 |
| 3 Kendrick Davis | G 34:33 | 5-12 | 0-2 | 4-5 | 0 3 3 | 1 4 | 14 | 14 | 4 | 1 | 0 2 | -2 |
| 5 Emmanuel Boudoumel | G 22:39 | 5-7 | 2-3 | 0-1 | 0 2 2 | 2 4 | 12 | 0 | 0 | 0 | 1 6 | 6 |
| 2 Darius McNeill | G 30:58 | 4-10 | 2-7 | 0-0 | 0 6 6 | 2 0 | 10 | 0 | 1 | 2 | 0 1 | -9 |
| 10 Yor Anel | 18:02 | 3-5 | 0-0 | 3-6 | 1 1 2 | 1 5 | 9 | 1 | 0 | 1 | 3 1 | -8 |
| 4 Charles Smith IV | 17:21 | 1-5 | 1-4 | 0-0 | 0 1 1 | 2 1 | 3 | 0 | 2 | 1 | 0 0 | -6 |
| Team | | | | | 2 2 4 | | 0 | | 3 | | | |
| Totals | | 28-62 | 5-21 | 9-14 | 5 30 35 | 15 17 | 69 | 19 | 14 | 6 | 4 7 | -7 |

Technical Fouls: NONE

| | CIN | SMU |
|------------------|---------------------------|---------------------------|
| Biggest lead | 9 (2 nd 0:18) | 9 (1 st 8:55) |
| Best Scoring Run | 10 (2 nd 0:18) | 7 (2 nd 14:51) |
| Lead Changes | 6 | 4 |
| Times Tied | 4 | |
| Time with Lead | 05:35 | 32:18 |

GAME 11 • FEB. 4, 2021 CINCINNATI (63) AT TEMPLE (60) THE LIACOURAS CENTER (PHILADELPHIA, PA.)



Official Basketball Box Score - Final
Cincinnati at Temple
02/04/21 The Liacouras Center, Philadelphia
2020-21 Men's Basketball

Game Time: 7:00 PM
Game Duration: 2:09

Officials: Doug Shows, James Breeding, Tony Chazza

| Cincinnati - 63 | | | | | | | | | | | | |
|-----------------------|---------|-------|------|-------|-----------|-------|----|----|----|----|--------|-----|
| Record: 4-7 (2-4) | | | | | | | | | | | | |
| NO. Name | Min | FG | 3P | FT | Rebounds | Fouls | TP | AS | TO | ST | Blocks | +/- |
| | | M-A | M-A | M-A | OR DR TOT | PF FD | | | | | BS BA | |
| 43 Rob Banks | F 10:09 | 0-3 | 0-1 | 0-0 | 0 1 1 | 0 0 | 0 | 0 | 0 | 1 | 0 0 | -4 |
| 33 Chris Vogt | C 27:20 | 0-4 | 0-0 | 3-6 | 3 2 5 | 2 7 | 3 | 2 | 0 | 0 | 2 0 | 4 |
| 00 David DeJulius | G 35:18 | 10-18 | 4-11 | 2-4 | 0 4 4 | 3 2 | 26 | 3 | 4 | 3 | 0 0 | 5 |
| 3 Mike Saunders Jr. | G 14:49 | 0-3 | 0-2 | 0-0 | 0 1 1 | 1 0 | 0 | 1 | 1 | 0 | 0 0 | -7 |
| 24 Jeremiah Davenport | G 35:54 | 5-13 | 3-8 | 1-3 | 1 6 7 | 0 4 | 14 | 2 | 1 | 2 | 1 1 | 9 |
| 2 Keith Williams | G 22:10 | 6-11 | 2-5 | 1-2 | 1 2 3 | 5 2 | 15 | 1 | 4 | 0 | 1 0 | 7 |
| 13 Tari Eason | 12:09 | 0-1 | 0-1 | 0-0 | 2 4 6 | 2 1 | 0 | 0 | 2 | 2 | 1 0 | -1 |
| 23 Mika Adams-Woods | 22:23 | 0-2 | 0-1 | 3-6 | 0 1 1 | 1 3 | 3 | 3 | 0 | 1 | 0 0 | 7 |
| 45 Mason Madsen | 19:48 | 1-2 | 0-1 | 0-0 | 0 4 4 | 0 0 | 2 | 0 | 0 | 0 | 0 0 | -5 |
| Team | | | | | 3 2 5 | | 0 | | 1 | | | |
| Totals | | 22-57 | 9-30 | 10-21 | 10 27 37 | 14 19 | 63 | 12 | 13 | 9 | 5 1 | 3 |

Technical Fouls: NONE

| Temple - 60 | | | | | | | | | | | | |
|----------------------|---------|-------|------|-------|-----------|-------|----|----|----|----|--------|-----|
| Record: 4-6 (3-6) | | | | | | | | | | | | |
| NO. Name | Min | FG | 3P | FT | Rebounds | Fouls | TP | AS | TO | ST | Blocks | +/- |
| | | M-A | M-A | M-A | OR DR TOT | PF FD | | | | | BS BA | |
| 4 J.P. Moorman II | F 27:24 | 3-8 | 1-2 | 0-0 | 1 6 7 | 3 1 | 7 | 3 | 3 | 0 | 0 0 | 2 |
| 10 Jake Forrester | F 13:22 | 3-5 | 0-0 | 0-0 | 0 4 4 | 4 0 | 6 | 0 | 4 | 2 | 0 0 | -3 |
| 22 DeVondre Perry | F 26:42 | 3-5 | 2-4 | 0-0 | 3 2 5 | 1 0 | 8 | 2 | 2 | 0 | 0 0 | -11 |
| 1 Damien Dunn | G 29:53 | 3-10 | 0-0 | 10-13 | 0 4 4 | 3 8 | 16 | 3 | 3 | 1 | 0 2 | 14 |
| 25 Jeremiah Williams | G 30:21 | 5-8 | 2-3 | 1-2 | 0 4 4 | 1 2 | 13 | 0 | 2 | 0 | 1 0 | -5 |
| 0 Khalif Battle | 29:46 | 4-14 | 2-8 | 0-0 | 0 6 6 | 2 0 | 10 | 3 | 1 | 2 | 0 2 | -3 |
| 14 Arashma Parks | 08:14 | 0-0 | 0-0 | 0-0 | 1 1 2 | 3 1 | 0 | 2 | 1 | 0 | 0 0 | -2 |
| 15 Brendan Barry | 24:32 | 0-2 | 0-1 | 0-0 | 2 2 3 | 2 1 | 0 | 1 | 0 | 0 | 0 1 | -2 |
| 23 Quincy Ademokoya | 06:05 | 0-1 | 0-1 | 0-0 | 0 0 0 | 0 1 | 0 | 1 | 0 | 1 | 0 0 | -1 |
| 11 Nick Jourdain | 03:41 | 0-0 | 0-0 | 0-0 | 0 0 0 | 0 0 | 0 | 0 | 0 | 0 | 0 0 | -4 |
| Team | | | | | 3 1 4 | | 0 | | 2 | | | |
| Totals | | 21-53 | 7-19 | 11-15 | 8 30 38 | 19 14 | 60 | 13 | 19 | 6 | 1 5 | -3 |

Technical Fouls: NONE

| | CIN | TEM |
|------------------|----------------------------|----------------------------|
| Biggest lead | 10 (2 nd 17:42) | 5 (1 st 6:47) |
| Best Scoring Run | 10 (1 st 3:56) | 10 (2 nd 10:55) |
| Lead Changes | 9 | 1 |
| Times Tied | 8 | |
| Time with Lead | 20:03 | 11:18 |

GAME 10 • JAN 7, 2021 CINCINNATI AT WICHITA STATE CHARLES KOCH ARENA (WICHITA, KAN.)



Official Basketball Box Score - Final
Cincinnati at Wichita St.
01/10/21 Charles Koch Arena, Wichita
2020-21 Men's Basketball

Game Time: 3:30 PM
Game Duration: 2:20
Attendance: 2,025

Officials: Zelon Steed, Jeb Hartness, Josue Neves

| Cincinnati - 76 | | | | | | | | | | | | |
|-----------------------|---------|-------|------|-------|-----------|-------|----|----|----|----|--------|-----|
| Record: 3-7 (1-4) | | | | | | | | | | | | |
| NO. Name | Min | FG | 3P | FT | Rebounds | Fouls | TP | AS | TO | ST | Blocks | +/- |
| | | M-A | M-A | M-A | OR DR TOT | PF FD | | | | | BS BA | |
| 13 Tari Eason | F 22:19 | 4-8 | 0-2 | 0-0 | 2 2 4 | 4 0 | 8 | 0 | 3 | 2 | 1 0 | 3 |
| 00 David DeJulius | G 32:53 | 4-11 | 1-4 | 3-4 | 0 6 6 | 3 3 | 12 | 7 | 2 | 0 | 0 0 | -5 |
| 2 Keith Williams | G 24:55 | 4-10 | 1-2 | 5-6 | 2 2 4 | 4 3 | 14 | 3 | 2 | 2 | 0 1 | 3 |
| 23 Mika Adams-Woods | G 30:40 | 0-5 | 0-2 | 2-2 | 0 2 2 | 1 1 | 2 | 2 | 0 | 0 | 0 0 | -3 |
| 24 Jeremiah Davenport | G 28:38 | 2-9 | 0-6 | 2-2 | 1 5 6 | 2 1 | 6 | 1 | 2 | 1 | 0 0 | -3 |
| 1 Zach Harvey | 25:48 | 7-10 | 4-4 | 1-3 | 1 2 3 | 3 2 | 19 | 1 | 2 | 1 | 0 0 | -10 |
| 3 Mike Saunders Jr. | 05:29 | 1-1 | 0-0 | 0-0 | 0 0 0 | 1 1 | 2 | 0 | 0 | 0 | 0 0 | -1 |
| 33 Chris Vogt | 08:51 | 2-3 | 0-0 | 3-6 | 5 1 6 | 3 5 | 7 | 0 | 1 | 0 | 0 0 | -6 |
| 20 Mamoudou Diarra | 11:25 | 1-3 | 0-0 | 0-0 | 0 2 2 | 2 1 | 2 | 1 | 1 | 0 | 0 0 | -6 |
| 45 Mason Madsen | 09:02 | 2-3 | 0-1 | 0-0 | 0 1 1 | 1 0 | 4 | 0 | 0 | 0 | 0 0 | -4 |
| Team | | | | | 2 4 6 | | 0 | | 2 | | | |
| Totals | | 27-63 | 6-21 | 16-23 | 13 27 40 | 24 17 | 76 | 15 | 15 | 6 | 1 2 | -6 |

Technical Fouls: NONE

| Wichita St. - 82 | | | | | | | | | | | | |
|-----------------------------|---------|-------|------|-------|-----------|-------|----|----|----|----|--------|-----|
| Record: 7-3 (3-1) | | | | | | | | | | | | |
| NO. Name | Min | FG | 3P | FT | Rebounds | Fouls | TP | AS | TO | ST | Blocks | +/- |
| | | M-A | M-A | M-A | OR DR TOT | PF FD | | | | | BS BA | |
| 5 Trey Wade | F 20:43 | 1-6 | 1-2 | 0-0 | 2 3 5 | 0 0 | 3 | 0 | 0 | 1 | 1 0 | -6 |
| 24 Morris Udeze | F 24:50 | 8-12 | 0-0 | 2-3 | 2 3 5 | 4 4 | 18 | 2 | 3 | 1 | 0 0 | -2 |
| 0 Dexter Dennis | G 26:23 | 0-6 | 0-4 | 4-4 | 2 2 4 | 4 2 | 4 | 1 | 1 | 1 | 0 0 | -5 |
| 1 Tyson Etienne | G 39:05 | 6-13 | 2-4 | 2-4 | 0 5 5 | 2 3 | 16 | 3 | 2 | 1 | 0 0 | 6 |
| 3 Alterique Gilbert | G 20:34 | 0-5 | 0-0 | 0-0 | 1 0 1 | 0 0 | 0 | 2 | 1 | 2 | 0 0 | 3 |
| 2 Craig Porter Jr. | 17:10 | 1-2 | 0-0 | 4-6 | 0 3 3 | 0 5 | 6 | 3 | 0 | 1 | 0 0 | 2 |
| 25 Clarence Jackson | 11:45 | 1-1 | 0-0 | 4-6 | 2 2 4 | 1 3 | 6 | 1 | 1 | 0 | 0 0 | 13 |
| 44 Isiah Poor Bear-Childers | 09:55 | 2-2 | 0-0 | 0-0 | 1 1 2 | 3 0 | 4 | 0 | 1 | 0 | 0 0 | 13 |
| 4 Ricky Council IV | 22:57 | 8-11 | 0-1 | 7-11 | 2 4 6 | 2 7 | 23 | 2 | 4 | 1 | 1 0 | 7 |
| 40 Josephat Biau | 04:22 | 1-3 | 0-1 | 0-0 | 1 1 2 | 1 0 | 2 | 0 | 0 | 1 | 0 0 | -6 |
| 12 Trevin Wade | 02:16 | 0-0 | 0-0 | 0-0 | 0 0 0 | 0 0 | 0 | 0 | 0 | 0 | 0 0 | 1 |
| Team | | | | | 0 2 2 | | 0 | | 0 | | | |
| Totals | | 28-61 | 3-12 | 23-34 | 13 26 39 | 17 24 | 82 | 14 | 13 | 9 | 2 1 | 6 |

Technical Fouls: NONE

| | CIN | WSU |
|------------------|---------------------------|---------------------------|
| Biggest lead | 7 (1 st 16:25) | 16 (2 nd 5:35) |
| Best Scoring Run | 9 (2 nd 18:48) | 9 (1 st 2:04) |
| Lead Changes | 9 | |
| Times Tied | 3 | |
| Time with Lead | 10:38 | 27:20 |

GAME 12 • FEB. 7, 2021 CINCINNATI (64) AT TULANE (61) FOGELMAN ARENA IN DEVLIN FIELDHOUSE (NEW ORLEANS, LA.)



Official Basketball Box Score - Final
Cincinnati at Tulane
02/07/21 Aaron B. Fogelman Arena in Devlin Fieldhouse, New Orleans
2020-21 Men's Basketball

Game Time: 11:02 AM
Game Duration: 2:13



2020-21 Cincinnati Men's Basketball Combined Team Statistics All games

Page 1/1
as of Feb 07, 2021

Game Records

| Record | Overall | Home | Away | Neutral |
|----------------|---------|------|------|---------|
| ALL GAMES | 5-7 | 2-3 | 3-4 | 0-0 |
| CONFERENCE | 3-4 | 0-2 | 3-2 | 0-0 |
| NON-CONFERENCE | 2-3 | 2-1 | 0-2 | 0-0 |

Score by Periods

| Team | 1st | 2nd | OT | TOT |
|------------|-----|-----|----|-----|
| Cincinnati | 386 | 438 | 0 | 824 |
| Opponents | 411 | 433 | 0 | 844 |

Team Box Score

| No. | Player | | | | Total | | 3-Point | | F-Throw | | Rebounds | | | | | | | | | | | | | | |
|-----------|---------------------|-------|--------|------|---------|------|---------|------|---------|------|----------|-----|-----|------|-----|----|-----|-----|-----|-----|-----|------|--|--|--|
| | | GP-GS | MIN | AVG | FG-FGA | FG% | 3FG-FGA | 3FG% | FT-FTA | FT% | OFF | DEF | TOT | AVG | PF | DQ | A | TO | BLK | STL | PTS | AVG | | | |
| 2 | WILLIAMS, Keith | 12-11 | 321:31 | 26.8 | 65-155 | .419 | 12-39 | .308 | 43-66 | .652 | 18 | 30 | 48 | 4.0 | 38 | 3 | 20 | 24 | 9 | 16 | 185 | 15.4 | | | |
| 00 | DEJULIUS, David | 12-12 | 377:51 | 31.5 | 46-121 | .380 | 13-57 | .228 | 19-23 | .826 | 4 | 55 | 59 | 4.9 | 24 | 0 | 60 | 25 | 1 | 10 | 124 | 10.3 | | | |
| 24 | DAVENPORT, Jeremiah | 12-4 | 297:42 | 24.8 | 44-96 | .458 | 19-54 | .352 | 13-19 | .684 | 16 | 38 | 54 | 4.5 | 19 | 0 | 14 | 20 | 2 | 10 | 120 | 10.0 | | | |
| 13 | EASON, Tari | 12-7 | 238:32 | 19.9 | 36-78 | .462 | 4-17 | .235 | 13-21 | .619 | 28 | 42 | 70 | 5.8 | 26 | 1 | 18 | 26 | 14 | 14 | 89 | 7.4 | | | |
| 23 | ADAMS-WOODS, Mika | 12-10 | 330:52 | 27.6 | 28-81 | .346 | 10-35 | .286 | 21-25 | .840 | 6 | 15 | 21 | 1.8 | 18 | 0 | 20 | 11 | 3 | 10 | 87 | 7.3 | | | |
| 1 | HARVEY, Zach | 10-0 | 167:12 | 16.7 | 25-48 | .521 | 10-22 | .455 | 9-16 | .563 | 4 | 9 | 13 | 1.3 | 18 | 1 | 7 | 8 | 0 | 3 | 69 | 6.9 | | | |
| 25 | IVANAUSKAS, Rapolas | 7-3 | 149:53 | 21.4 | 18-38 | .474 | 4-17 | .235 | 4-6 | .667 | 4 | 31 | 35 | 5.0 | 19 | 0 | 2 | 15 | 0 | 5 | 44 | 6.3 | | | |
| 33 | VOGT, Chris | 12-10 | 242:29 | 20.2 | 26-47 | .553 | 0-0 | .000 | 13-33 | .394 | 22 | 25 | 47 | 3.9 | 40 | 4 | 17 | 16 | 10 | 1 | 65 | 5.4 | | | |
| 45 | MADSEN, Mason | 4-0 | 51:27 | 12.9 | 5-10 | .500 | 2-6 | .333 | 0-1 | .000 | 1 | 7 | 8 | 2.0 | 5 | 0 | 2 | 1 | 0 | 1 | 12 | 3.0 | | | |
| 55 | MADSEN, Gabe | 2-0 | 12:23 | 6.2 | 1-3 | .333 | 1-3 | .333 | 0-0 | .000 | 1 | 1 | 2 | 1.0 | 2 | 0 | 0 | 1 | 0 | 1 | 3 | 1.5 | | | |
| 3 | SAUNDERS JR., Mike | 12-2 | 134:52 | 11.2 | 5-22 | .227 | 0-7 | .000 | 8-10 | .800 | 1 | 9 | 10 | 0.8 | 14 | 0 | 14 | 16 | 0 | 7 | 18 | 1.5 | | | |
| 20 | DIARRA, Mamoudou | 6-0 | 57:11 | 9.5 | 3-8 | .375 | 0-1 | .000 | 2-3 | .667 | 3 | 8 | 11 | 1.8 | 14 | 0 | 5 | 2 | 1 | 1 | 8 | 1.3 | | | |
| 43 | BANKS, Rob | 2-1 | 16:17 | 8.1 | 0-3 | .000 | 0-1 | .000 | 0-0 | .000 | 0 | 1 | 1 | 0.5 | 1 | 0 | 0 | 1 | 0 | 2 | 0 | 0.0 | | | |
| 31 | MARTIN, Sam | 1-0 | 03:40 | 3.7 | 0-0 | .000 | 0-0 | .000 | 0-0 | .000 | 0 | 0 | 0 | 0.0 | 1 | 0 | 1 | 1 | 0 | 0 | 0 | 0.0 | | | |
| Team | | | | | | | | | | | 22 | 30 | 52 | | | | | 14 | | | | | | | |
| Total | | 12 | 2402 | | 302-710 | .425 | 75-259 | .290 | 145-223 | .650 | 130 | 301 | 431 | 35.9 | 239 | 9 | 180 | 181 | 40 | 81 | 824 | 68.7 | | | |
| Opponents | | 12 | 2400 | | 292-656 | .445 | 62-200 | .310 | 198-270 | .733 | 93 | 315 | 408 | 34.0 | 214 | 1 | 161 | 171 | 39 | 78 | 844 | 70.3 | | | |

Team Statistics

| | UC | OPP |
|------------------------|----------------|----------------|
| Scoring | 824 | 844 |
| Points per game | 68.7 | 70.3 |
| Scoring margin | -1.7 | - |
| Field goals-att | 302-710 | 292-656 |
| Field goal pct | .425 | .445 |
| 3 point fg-att | 75-259 | 62-200 |
| 3-point FG pct | .290 | .310 |
| 3-pt FG made per game | 6.3 | 5.2 |
| Free throws-att | 145-223 | 198-270 |
| Free throw pct | .650 | .733 |
| F-Throws made per game | 12.1 | 16.5 |
| Rebounds | 431 | 408 |
| Rebounds per game | 35.9 | 34.0 |
| Rebounding margin | +1.9 | - |
| Assists | 180 | 161 |
| Assists per game | 15.0 | 13.4 |
| Turnovers | 181 | 171 |
| Turnovers per game | 15.1 | 14.3 |
| Turnover margin | -0.8 | - |
| Assist/turnover ratio | 1.0 | 0.9 |
| Steals | 81 | 78 |
| Steals per game | 6.8 | 6.5 |
| Blocks | 40 | 39 |
| Blocks per game | 3.3 | 3.3 |
| Winning streak | 2 | - |
| Home win streak | 0 | - |
| Attendance | 1200 | 10603 |
| Home games-Avg/Game | 5-240 | 7-1515 |
| Neutral site-Avg/Game | - | 0-0 |

Team Results

| Date | Opponent | | Score | Att. |
|------------|----------------|---|-------|------|
| 12/02/2020 | Lipscomb | W | 67-55 | 300 |
| 12/06/2020 | Xavier | L | 69-77 | 300 |
| 12/09/2020 | Furman | W | 78-73 | 0 |
| 12/12/2020 | at Tennessee | L | 56-65 | 4191 |
| 12/16/2020 | South Fla. | L | 71-74 | 300 |
| 12/19/2020 | at Georgia | L | 68-83 | 1638 |
| 12/22/2020 | at UCF | L | 70-75 | 1181 |
| 01/02/2021 | Tulsa | L | 66-70 | 300 |
| 01/07/2021 | at SMU | W | 76-69 | 1568 |
| 01/10/2021 | at Wichita St. | L | 76-82 | 2025 |
| 02/04/2021 | at Temple | W | 63-60 | 0 |
| 02/07/2021 | at Tulane | W | 64-61 | 0 |



2020-21 Cincinnati Men's Basketball Combined Team Statistics In Conference games

Page 1/1
as of Feb 07, 2021

Game Records

| Record | Overall | Home | Away | Neutral |
|----------------|---------|------|------|---------|
| ALL GAMES | 3-4 | 0-2 | 3-2 | 0-0 |
| CONFERENCE | 3-4 | 0-2 | 3-2 | 0-0 |
| NON-CONFERENCE | 0-0 | 0-0 | 0-0 | 0-0 |

Score by Periods

| Team | 1st | 2nd | OT | TOT |
|------------|-----|-----|----|-----|
| Cincinnati | 232 | 254 | 0 | 486 |
| Opponents | 238 | 253 | 0 | 491 |

Team Box Score

| No. Player | | | | | Total | | 3-Point | | F-Throw | | Rebounds | | | | | | | | | | | | | | | |
|------------|---------------------|-------|--------|------|---------|------|---------|------|---------|-------|----------|-----|-----|------|-----|----|-----|-----|-----|-----|-----|------|--|--|--|--|
| | | GP-GS | MIN | AVG | FG-FGA | FG% | 3FG-FGA | 3FG% | FT-FTA | FT% | OFF | DEF | TOT | AVG | PF | DQ | A | TO | BLK | STL | PTS | AVG | | | | |
| 2 | WILLIAMS, Keith | 7-6 | 194:43 | 27.8 | 40-96 | .417 | 9-21 | .429 | 24-34 | .706 | 13 | 20 | 33 | 4.7 | 24 | 2 | 13 | 14 | 6 | 11 | 113 | 16.1 | | | | |
| 1 | HARVEY, Zach | 5-0 | 102:14 | 20.4 | 20-31 | .645 | 9-14 | .643 | 9-15 | .600 | 3 | 7 | 10 | 2.0 | 11 | 0 | 4 | 5 | 0 | 2 | 58 | 11.6 | | | | |
| 00 | DEJULIUS, David | 7-7 | 222:33 | 31.8 | 28-72 | .389 | 9-36 | .250 | 10-13 | .769 | 2 | 30 | 32 | 4.6 | 14 | 0 | 37 | 17 | 1 | 5 | 75 | 10.7 | | | | |
| 24 | DAVENPORT, Jeremiah | 7-4 | 201:26 | 28.8 | 26-62 | .419 | 10-33 | .303 | 8-12 | .667 | 9 | 33 | 42 | 6.0 | 9 | 0 | 8 | 11 | 1 | 5 | 70 | 10.0 | | | | |
| 13 | EASON, Tari | 7-5 | 139:42 | 20.0 | 22-46 | .478 | 2-8 | .250 | 13-19 | .684 | 19 | 25 | 44 | 6.3 | 16 | 1 | 11 | 16 | 8 | 10 | 59 | 8.4 | | | | |
| 23 | ADAMS-WOODS, Mika | 7-5 | 186:38 | 26.7 | 13-37 | .351 | 7-20 | .350 | 10-13 | .769 | 5 | 8 | 13 | 1.9 | 9 | 0 | 11 | 7 | 1 | 5 | 43 | 6.1 | | | | |
| 33 | VOGT, Chris | 7-5 | 125:19 | 17.9 | 10-28 | .357 | 0-0 | .000 | 13-25 | .520 | 12 | 12 | 24 | 3.4 | 21 | 1 | 8 | 6 | 5 | 0 | 33 | 4.7 | | | | |
| 25 | IVANAUSKAS, Rapolas | 2-0 | 38:12 | 19.1 | 4-8 | .500 | 1-4 | .250 | 0-1 | .000 | 0 | 7 | 7 | 3.5 | 6 | 0 | 0 | 5 | 0 | 1 | 9 | 4.5 | | | | |
| 45 | MADSEN, Mason | 4-0 | 51:27 | 12.9 | 5-10 | .500 | 2-6 | .333 | 0-1 | .000 | 1 | 7 | 8 | 2.0 | 5 | 0 | 2 | 1 | 0 | 1 | 12 | 3.0 | | | | |
| 3 | SAUNDERS JR., Mike | 7-2 | 86:15 | 12.3 | 3-13 | .231 | 0-3 | .000 | 6-6 | 1.000 | 1 | 6 | 7 | 1.0 | 8 | 0 | 11 | 11 | 0 | 5 | 12 | 1.7 | | | | |
| 20 | DIARRA, Mamoudou | 3-0 | 33:25 | 11.1 | 1-5 | .200 | 0-0 | .000 | 0-0 | .000 | 2 | 4 | 6 | 2.0 | 8 | 0 | 2 | 1 | 1 | 1 | 2 | 0.7 | | | | |
| 43 | BANKS, Rob | 2-1 | 16:17 | 8.1 | 0-3 | .000 | 0-1 | .000 | 0-0 | .000 | 0 | 1 | 1 | 0.5 | 1 | 0 | 0 | 1 | 0 | 2 | 0 | 0.0 | | | | |
| 31 | MARTIN, Sam | 1-0 | 03:40 | 3.7 | 0-0 | .000 | 0-0 | .000 | 0-0 | .000 | 0 | 0 | 0 | 0.0 | 1 | 0 | 1 | 1 | 0 | 0 | 0 | 0.0 | | | | |
| Team | | | | | | | | | | | 15 | 15 | 30 | | | | | 8 | | | | | | | | |
| Total | | 7 | 1402 | | 172-411 | .418 | 49-146 | .336 | 93-139 | .669 | 82 | 175 | 257 | 36.7 | 133 | 4 | 108 | 104 | 23 | 48 | 486 | 69.4 | | | | |
| Opponents | | 7 | 1400 | | 178-390 | .456 | 39-120 | .325 | 96-142 | .676 | 61 | 181 | 242 | 34.6 | 125 | 0 | 95 | 99 | 27 | 47 | 491 | 70.1 | | | | |

Team Statistics

| | UC | OPP |
|------------------------|----------------|----------------|
| Scoring | 486 | 491 |
| Points per game | 69.4 | 70.1 |
| Scoring margin | -0.7 | - |
| Field goals-att | 172-411 | 178-390 |
| Field goal pct | .418 | .456 |
| 3 point fg-att | 49-146 | 39-120 |
| 3-point FG pct | .336 | .325 |
| 3-pt FG made per game | 7.0 | 5.6 |
| Free throws-att | 93-139 | 96-142 |
| Free throw pct | .669 | .676 |
| F-Throws made per game | 13.3 | 13.7 |
| Rebounds | 257 | 242 |
| Rebounds per game | 36.7 | 34.6 |
| Rebounding margin | +2.1 | - |
| Assists | 108 | 95 |
| Assists per game | 15.4 | 13.6 |
| Turnovers | 104 | 99 |
| Turnovers per game | 14.9 | 14.1 |
| Turnover margin | -0.7 | - |
| Assist/turnover ratio | 1.0 | 1.0 |
| Steals | 48 | 47 |
| Steals per game | 6.9 | 6.7 |
| Blocks | 23 | 27 |
| Blocks per game | 3.3 | 3.9 |
| Winning streak | 2 | - |
| Home win streak | 0 | - |
| Attendance | 600 | 4774 |
| Home games-Avg/Game | 2-300 | 5-955 |
| Neutral site-Avg/Game | - | 0-0 |

Team Results

| Date | Opponent | | Score | Att. |
|------------|----------------|---|-------|------|
| 12/16/2020 | South Fla. | L | 71-74 | 300 |
| 12/22/2020 | at UCF | L | 70-75 | 1181 |
| 01/02/2021 | Tulsa | L | 66-70 | 300 |
| 01/07/2021 | at SMU | W | 76-69 | 1568 |
| 01/10/2021 | at Wichita St. | L | 76-82 | 2025 |
| 02/04/2021 | at Temple | W | 63-60 | 0 |
| 02/07/2021 | at Tulane | W | 64-61 | 0 |



**2020-21 Cincinnati Men's Basketball
Team Game-by-Game
All games**

Page 1/1
as of Feb 07, 2021

| | | | | Total | | 3-Pointers | | Free throws | | Rebounds | | | | | | | | | | | |
|----------------|------------|-------|---|---------|------|------------|------|-------------|------|----------|-----|-----|------|-----|-----|-----|-----|-----|-----|------|--|
| Opponent | Date | Score | | FG-FGA | PCT | 3FG-FGA | PCT | FT-FTA | PCT | OFF | DEF | TOT | AVG | PF | A | TO | BLK | STL | PTS | AVG | |
| Lipscomb | 12/02/2020 | 67-55 | W | 28-62 | .452 | 4-22 | .182 | 7-13 | .538 | 12 | 23 | 35 | 35.0 | 16 | 15 | 12 | 5 | 5 | 67 | 67.0 | |
| Xavier | 12/06/2020 | 69-77 | L | 27-64 | .422 | 5-21 | .238 | 10-15 | .667 | 8 | 26 | 34 | 34.5 | 19 | 19 | 8 | 2 | 5 | 69 | 68.0 | |
| Furman | 12/09/2020 | 78-73 | W | 27-48 | .563 | 4-13 | .308 | 20-29 | .690 | 5 | 28 | 33 | 34.0 | 21 | 18 | 16 | 5 | 4 | 78 | 71.3 | |
| at Tennessee | 12/12/2020 | 56-65 | L | 22-58 | .379 | 8-28 | .286 | 4-7 | .571 | 6 | 28 | 34 | 34.0 | 26 | 11 | 17 | 1 | 7 | 56 | 67.5 | |
| South Fla. | 12/16/2020 | 71-74 | L | 26-56 | .464 | 7-20 | .350 | 12-17 | .706 | 10 | 19 | 29 | 33.0 | 17 | 17 | 15 | 4 | 6 | 71 | 68.2 | |
| at Georgia | 12/19/2020 | 68-83 | L | 26-67 | .388 | 5-29 | .172 | 11-20 | .550 | 17 | 21 | 38 | 33.8 | 24 | 9 | 24 | 4 | 12 | 68 | 68.2 | |
| at UCF | 12/22/2020 | 70-75 | L | 23-52 | .442 | 5-17 | .294 | 19-24 | .792 | 11 | 30 | 41 | 34.9 | 24 | 15 | 19 | 1 | 3 | 70 | 68.4 | |
| Tulsa | 01/02/2021 | 66-70 | L | 21-61 | .344 | 6-19 | .316 | 18-27 | .667 | 16 | 19 | 35 | 34.9 | 19 | 11 | 9 | 3 | 5 | 66 | 68.1 | |
| at SMU | 01/07/2021 | 76-69 | W | 28-61 | .459 | 10-23 | .435 | 10-14 | .714 | 6 | 33 | 39 | 35.3 | 17 | 22 | 15 | 7 | 8 | 76 | 69.0 | |
| at Wichita St. | 01/10/2021 | 76-82 | L | 27-63 | .429 | 6-21 | .286 | 16-23 | .696 | 13 | 27 | 40 | 35.8 | 24 | 15 | 15 | 1 | 6 | 76 | 69.7 | |
| at Temple | 02/04/2021 | 63-60 | W | 22-57 | .386 | 9-30 | .300 | 10-21 | .476 | 10 | 27 | 37 | 35.9 | 14 | 12 | 13 | 5 | 9 | 63 | 69.1 | |
| at Tulane | 02/07/2021 | 64-61 | W | 25-61 | .410 | 6-16 | .375 | 8-13 | .615 | 16 | 20 | 36 | 35.9 | 18 | 16 | 18 | 2 | 11 | 64 | 68.7 | |
| Total | | 824 | | 302-710 | .425 | 75-259 | .290 | 145-223 | .650 | 130 | 301 | 431 | 35.9 | 239 | 180 | 181 | 40 | 81 | 824 | 68.7 | |
| Opponents | | 844 | | 292-656 | .445 | 62-200 | .310 | 198-270 | .733 | 93 | 315 | 408 | 34.0 | 214 | 161 | 171 | 39 | 78 | 844 | 70.3 | |

Cincinnati Averages

| Games Played | Points/game | FG Pct | 3FG Pct | FT Pct | Rebounds/game | Assists/game | Turnovers/game | Assist/Turnover ratio | Steals/game | Blocks/game |
|--------------|-------------|--------|---------|--------|---------------|--------------|----------------|-----------------------|-------------|-------------|
| 12 | 68.7 | 42.5 | 29.0 | 65.0 | 35.9 | 15.0 | 15.1 | 1.0 | 6.8 | 3.3 |



**2020-21 Cincinnati Men's Basketball
Opponents Game-by-Game
All games**

Page 1/1
as of Feb 07, 2021

| | | | | Total | | 3-Pointers | | Free throws | | Rebounds | | | | | | | | | | | |
|----------------|------------|-------|---|---------|------|------------|------|-------------|------|----------|-----|-----|------|-----|-----|-----|-----|-----|-----|------|--|
| Opponent | Date | Score | | FG-FGA | PCT | 3FG-FGA | PCT | FT-FTA | PCT | OFF | DEF | TOT | AVG | PF | A | TO | BLK | STL | PTS | AVG | |
| Lipscomb | 12/02/2020 | 67-55 | W | 18-41 | .439 | 3-9 | .333 | 16-21 | .762 | 2 | 26 | 28 | 28.0 | 17 | 14 | 19 | 0 | 7 | 55 | 55.0 | |
| Xavier | 12/06/2020 | 69-77 | L | 25-49 | .510 | 7-18 | .389 | 20-25 | .800 | 0 | 31 | 31 | 29.5 | 17 | 14 | 12 | 3 | 4 | 77 | 66.0 | |
| Furman | 12/09/2020 | 78-73 | W | 23-58 | .397 | 7-28 | .250 | 20-27 | .741 | 7 | 16 | 23 | 27.3 | 23 | 15 | 8 | 3 | 6 | 73 | 68.3 | |
| at Tennessee | 12/12/2020 | 56-65 | L | 19-59 | .322 | 2-12 | .167 | 25-30 | .833 | 14 | 31 | 45 | 31.8 | 10 | 9 | 11 | 4 | 4 | 65 | 67.5 | |
| South Fla. | 12/16/2020 | 71-74 | L | 30-63 | .476 | 7-17 | .412 | 7-12 | .583 | 15 | 22 | 37 | 32.8 | 17 | 15 | 15 | 6 | 6 | 74 | 68.8 | |
| at Georgia | 12/19/2020 | 68-83 | L | 29-59 | .492 | 4-13 | .308 | 21-25 | .840 | 9 | 30 | 39 | 33.8 | 22 | 14 | 22 | 2 | 10 | 83 | 71.2 | |
| at UCF | 12/22/2020 | 70-75 | L | 26-57 | .456 | 9-21 | .429 | 14-24 | .583 | 6 | 21 | 27 | 32.9 | 22 | 8 | 8 | 4 | 6 | 75 | 71.7 | |
| Tulsa | 01/02/2021 | 66-70 | L | 25-44 | .568 | 5-18 | .278 | 15-19 | .789 | 3 | 27 | 30 | 32.5 | 20 | 16 | 13 | 6 | 3 | 70 | 71.5 | |
| at SMU | 01/07/2021 | 76-69 | W | 28-62 | .452 | 5-21 | .238 | 8-14 | .571 | 5 | 30 | 35 | 32.8 | 15 | 19 | 14 | 4 | 6 | 69 | 71.2 | |
| at Wichita St. | 01/10/2021 | 76-82 | L | 28-61 | .459 | 3-12 | .250 | 23-34 | .676 | 13 | 26 | 39 | 33.4 | 17 | 14 | 13 | 2 | 9 | 82 | 72.3 | |
| at Temple | 02/04/2021 | 63-60 | W | 21-53 | .396 | 7-19 | .368 | 11-15 | .733 | 8 | 30 | 38 | 33.8 | 19 | 13 | 19 | 1 | 6 | 60 | 71.2 | |
| at Tulane | 02/07/2021 | 64-61 | W | 20-50 | .400 | 3-12 | .250 | 18-24 | .750 | 11 | 25 | 36 | 34.0 | 15 | 10 | 17 | 4 | 11 | 61 | 70.3 | |
| Total | | 844 | | 292-656 | .445 | 62-200 | .310 | 198-270 | .733 | 93 | 315 | 408 | 34.0 | 214 | 161 | 171 | 39 | 78 | 844 | 70.3 | |
| Cincinnati | | 824 | | 302-710 | .425 | 75-259 | .290 | 145-223 | .650 | 130 | 301 | 431 | 35.9 | 239 | 180 | 181 | 40 | 81 | 824 | 68.7 | |

Opponents Averages

| Games Played | Points/game | FG Pct | 3FG Pct | FT Pct | Rebounds/game | Assists/game | Turnovers/game | Assist/Turnover ratio | Steals/game | Blocks/game |
|--------------|-------------|--------|---------|--------|---------------|--------------|----------------|-----------------------|-------------|-------------|
| 12 | 70.3 | 44.5 | 31.0 | 73.3 | 34.0 | 13.4 | 14.3 | 0.9 | 6.5 | 3.3 |



2020-21 Cincinnati Men's Basketball
Season Schedule/Results & Leaders
All games

Page 1/1
as of Feb 07, 2021

Game Records

| Record | Overall | Home | Away | Neutral |
|----------------|---------|------|------|---------|
| ALL GAMES | 5-7 | 2-3 | 3-4 | 0-0 |
| CONFERENCE | 3-4 | 0-2 | 3-2 | 0-0 |
| NON-CONFERENCE | 2-3 | 2-1 | 0-2 | 0-0 |

Team Results

| Date | Opponent | | Score | Att. | High Points | High Rebounds |
|------------|----------------|---|-------|------|--------------------------|--------------------------|
| 12/02/2020 | Lipscomb | W | 67-55 | 300 | (16) ADAMS-WOODS, Mika | (7) VOGT, Chris |
| 12/06/2020 | Xavier | L | 69-77 | 300 | (18) WILLIAMS, Keith | (8) EASON, Tari |
| 12/09/2020 | Furman | W | 78-73 | 0 | (27) WILLIAMS, Keith | (9) DEJULIUS, David |
| 12/12/2020 | at Tennessee | L | 56-65 | 4191 | (14) DAVENPORT, Jeremiah | (7) EASON, Tari |
| 12/16/2020 | South Fla. | L | 71-74 | 300 | (15) WILLIAMS, Keith | (9) EASON, Tari |
| 12/19/2020 | at Georgia | L | 68-83 | 1638 | (18) DAVENPORT, Jeremiah | (6) IVANAUSKAS, Rapolas |
| | | | | | | (6) DAVENPORT, Jeremiah |
| | | | | | | (6) EASON, Tari |
| 12/22/2020 | at UCF | L | 70-75 | 1181 | (19) WILLIAMS, Keith | (10) WILLIAMS, Keith |
| 01/02/2021 | Tulsa | L | 66-70 | 300 | (18) WILLIAMS, Keith | (7) DAVENPORT, Jeremiah |
| | | | | | | (7) EASON, Tari |
| 01/07/2021 | at SMU | W | 76-69 | 1568 | (18) DAVENPORT, Jeremiah | (10) DAVENPORT, Jeremiah |
| 01/10/2021 | at Wichita St. | L | 76-82 | 2025 | (19) HARVEY, Zach | (6) DEJULIUS, David |
| | | | | | | (6) VOGT, Chris |
| | | | | | | (6) DAVENPORT, Jeremiah |
| 02/04/2021 | at Temple | W | 63-60 | 0 | (26) DEJULIUS, David | (7) DAVENPORT, Jeremiah |
| 02/07/2021 | at Tulane | W | 64-61 | 0 | (20) WILLIAMS, Keith | (9) EASON, Tari |

Attendance Summary

| | Games | Attend | Avg/Game |
|--------------|-----------|--------------|------------|
| Home | 5 | 1200 | 240 |
| Away | 7 | 10603 | 1515 |
| Neutral | 0 | 0 | 0 |
| Total | 12 | 11803 | 984 |



2020-21 Cincinnati Men's Basketball
Points-rebounds-assists
All games

Page 1/1
as of Feb 07, 2021

| Opponent | Date | Score | | 00 DEJULIUS, D | 1 HARVEY, ZAC | 2 WILLIAMS, K | 3 SAUNDERS, J | 13 EASON, TARI | 20 DIARRA, MAM | 23 ADAMS-WOOD | 24 DAVENPORT, | 25 IVANAUSKAS | 31 MARTIN, SAM | 33 VOGT, CHRIS |
|-----------|------------|-------|---|-------------------|------------------|------------------|------------------|-------------------|-------------------|------------------|------------------|------------------|-------------------|-------------------|
| Lips | 12/02/2020 | 67-55 | W | 8-6-4 | 7-2-1 | 7-0-2 | 0-0-0 | 2-3-1 | 0-2-0 | 16-3-2 | 4-2-4 | 11-6-0 | DNP | 12-7-1 |
| XU | 12/06/2020 | 69-77 | L | 16-5-6 | 0-0-0 | 18-6-3 | 2-0-1 | 2-8-2 | 2-1-2 | 5-1-3 | 6-1-0 | 10-6-0 | DNP | 8-1-2 |
| Furman | 12/09/2020 | 78-73 | W | 7-9-5 | 0-0-0 | 27-5-1 | 2-2-0 | 8-2-2 | 4-2-1 | 7-1-1 | 8-1-2 | 7-4-2 | DNP | 8-5-4 |
| at UT | 12/12/2020 | 56-65 | L | 11-4-7 | 2-1-2 | 6-1-0 | 2-1-0 | 7-7-0 | DNP | 8-1-1 | 14-2-0 | 2-6-0 | DNP | 4-5-1 |
| USF | 12/16/2020 | 71-74 | L | 5-1-2 | 3-0-2 | 15-5-2 | 8-2-4 | 13-9-3 | DNP | 5-0-1 | 4-2-0 | 5-4-0 | DNP | 13-4-3 |
| at UGa | 12/19/2020 | 68-83 | L | 7-3-1 | 2-0-0 | 14-3-1 | 0-0-2 | 11-6-2 | DNP | 8-2-2 | 18-6-0 | 5-6-0 | DNP | 0-5-1 |
| at UCF | 12/22/2020 | 70-75 | L | 9-3-5 | 15-3-0 | 19-10-1 | 2-4-3 | 5-4-1 | DNP | 9-3-1 | 7-6-2 | 4-3-0 | DNP | 0-2-2 |
| Tulsa | 01/02/2021 | 66-70 | L | 9-2-4 | 8-1-0 | 18-4-1 | 0-0-2 | 6-7-2 | 0-1-1 | 5-2-1 | 16-7-0 | DNP | DNP | 4-3-0 |
| at SMU | 01/07/2021 | 76-69 | W | 2-9-12 | 13-3-1 | 12-4-4 | 0-0-0 | 14-5-2 | 0-3-0 | 14-4-2 | 18-10-1 | DNP | DNP | 0-0-0 |
| at WSU | 01/10/2021 | 76-82 | L | 12-6-7 | 19-3-1 | 14-4-3 | 2-0-0 | 8-4-0 | 2-2-1 | 2-2-2 | 6-6-1 | DNP | DNP | 7-6-0 |
| at Temple | 02/04/2021 | 63-60 | W | 26-4-3 | DNP | 15-3-1 | 0-1-1 | 0-6-0 | DNP | 3-1-3 | 14-7-2 | DNP | DNP | 3-5-2 |
| at Tulane | 02/07/2021 | 64-61 | W | 12-7-4 | DNP | 20-3-1 | 0-0-1 | 13-9-3 | DNP | 5-1-1 | 5-4-2 | DNP | 0-0-1 | 6-4-1 |

| Opponent | Date | Score | | 43 BANKS, ROB | 45 MADSEN, MAS | 55 MADSEN, GAB |
|-----------|------------|-------|---|------------------|-------------------|-------------------|
| Lips | 12/02/2020 | 67-55 | W | DNP | DNP | 0-1-0 |
| XU | 12/06/2020 | 69-77 | L | DNP | DNP | DNP |
| Furman | 12/09/2020 | 78-73 | W | DNP | DNP | DNP |
| at UT | 12/12/2020 | 56-65 | L | DNP | DNP | DNP |
| USF | 12/16/2020 | 71-74 | L | DNP | DNP | DNP |
| at UGa | 12/19/2020 | 68-83 | L | DNP | DNP | 3-1-0 |
| at UCF | 12/22/2020 | 70-75 | L | DNP | DNP | DNP |
| Tulsa | 01/02/2021 | 66-70 | L | DNP | DNP | DNP |
| at SMU | 01/07/2021 | 76-69 | W | DNP | 3-0-0 | DNP |
| at WSU | 01/10/2021 | 76-82 | L | DNP | 4-1-0 | DNP |
| at Temple | 02/04/2021 | 63-60 | W | 0-1-0 | 2-4-0 | DNP |
| at Tulane | 02/07/2021 | 64-61 | W | 0-0-0 | 3-3-2 | DNP |