

2 NATIONAL TITLES | 6 FINAL FOURS | 8 ELITE EIGHTS | 13 SWEET SIXTEENS | 33 NCAA TOURNAMENTS | 41 CONFERENCE TITLES

## 2024-25 SCHEDULE / RESULTS

DATE	OPPONENT (TV)	TIME (ET)/RES
Oct. 18	Ohio State (Exh.)	W, 80-62
Nov. 4	Arkansas-Pine Bluff (ESPN+)	W, 109-54
Nov. 8	Morehead State (ESPN+)	W, 83-56
Nov. 15	Nicholls% (ESPN+)	W, 86-49
Nov. 19	at Northern Kentucky% (ESPN+) W,	76-60
Nov. 23	at Georgia Tech (ACCNX)	2 p.m.
Nov. 27	Alabama State (ESPN+)	7 p.m.
Dec. 3	at Villanova# (FS1)	6:30 p.m.
Dec. 8	Howard (ESPN+)	2 p.m.
Dec. 14	Xavier (ESPN+)	2 p.m.
Dec. 20	vs. Dayton^ (ESPN2)	8:30 p.m.
Dec. 22	Grambling State (ESPN+)	2 p.m.
Dec. 30	at Kansas State* (CBSSN)	7 p.m.
Jan. 4	Arizona* (ESPN2)	2:30 p.m.
Jan. 7	at Baylor* (ESPN+)	8 p.m.
Jan. 11	Kansas* (ESPN+)	2 p.m.
Jan. 15	at Colorado* (ESPN+)	9 p.m.
Jan. 18	Arizona State* (CBSSN)	2 p.m.
Jan. 21	Texas Tech* (ESPN2/U)	7 p.m.
Jan. 25	at BYU* (ESPN2)	10 p.m.
Jan. 28	at Utah* (CBSSN)	10 p.m.
Feb. 2	West Virginia* (ESPN+)	2 p.m.
Feb. 5	at UCF* (CBSSN)	7 p.m.
Feb. 8	BYU* (ESPN2)	6 p.m.
Feb. 11	Utah* (ESPN+)	7 p.m.
Feb. 15	at Iowa State* (ESPN/2)	4 p.m.
Feb. 19	at West Virginia* (ESPN2)	7 p.m.
Feb. 22	TCU* (ESPN/2)	12 p.m.
Feb. 25	Baylor* (ESPN2)	7 p.m.
March 1	at Houston* (CBS)	4:30 p.m.
March 5	Kansas State* (ESPN+)	7 p.m.
March 8	at Oklahoma State* (ESPN+)	3 p.m.
March 11-16	Big 12 Championship\$	

All times ET and subject to change

\*Big 12 game, % Twyman-Stokes Classic, ^ Heritage Bank Center, \$ Kansas City, Mo. (T-Mobile Center), # Big 12 - Big East Challenge

## ON THE AIR

TV: ESPN+/ACCNX

- Play-by-Play.....Wiley Ballard
- Analyst.....Nick Klos
- Online: WatchESPN.com
- Mobile App: WatchESPN

RADIO: BEARCATS SPORTS NETWORK

- Play-by-Play.....Dan Hoard
- Analyst.....Terry Nelson
- Local: 700 WLW

## ATHLETICS COMMUNICATIONS

Primary Contact.....David Cohen  
Phone (C):.....817-739-6585  
Email:.....David.Cohen@uc.edu  
Twitter.....@DavidECohen\_

## GAME AT A GLANCE

#18 CINCINNATI

4-0 • 0-0 BIG 12

AT

GEORGIA TECH

2-2 • 0-0 ACC

SATURDAY, NOV. 23, 2024 • 2 PM ET



## #18 CINCINNATI BEARCATS

Head Coach Wes Miller

Record at Cincinnati 67-43 (Fourth Year)

Overall Record 252-178 (14th Year)



## GEORGIA TECH YELLOW JACKETS

Head Coach Damon Stoudamire

Record at School 16-20 (Second Year)

Overall Record 87-97 (Seventh Year)

## GAME INFORMATION

Facility McCamish Pavilion

Capacity 8,600

TV ACCNX/ESPN+

Radio 700 WLW / Sirius XM 97 or 204

Online The Varsity Network/Tuneln

Series Record Cincinnati leads 9-3

Home/Away/Neutral 5-1/0-2/4-0

Last Meeting Nov. 22, 2023 (W, 89-54 at home)

## THE RUNDOWN


- Cincinnati is 4-0 for the third time in Wes Miller's four years, with last year's 7-0 start being the best of those. The Bearcats are also seeking their ninth-straight ACC win on Saturday, a streak that began in the 2009 Maui Invitational and includes three games under Miller.
- Simas Lukosius was 5-for-5 from deep in the second half at NKU as the Bearcats pulled away for the 76-60 win. He also had 26 in the second half of UC's win over WVU in the Big 12 Tourney, and he is second nationally at 69.6 (16-for-23).
- Cincinnati has had at least four double-digit scorers in each of the first four games. UC is seventh nationally in deep shooting at 44.9 percent after going 7-for-9 in the second half at NKU (77.3 FG% in that period as well).
- Aziz Bandaogo is fourth nationally with 3.5 blocks per game, and he is the first Bearcat with three or more swats in four-straight games since Justin Jackson in 2013-14.
- Day Day Thomas (10.4 ppg, team-highs of 116 assists and 61 steals last year) made his season debut in a big way. He deflected a pass that led to a steal on his first possession, then found a driving Dillon Mitchell for a dunk on the ensuing one.
- Jizzle James, UC's other point guard, is averaging 14.0 ppg and 5.5 apg. He also had a career-high three steals at NKU and is shooting 45.5 percent from beyond the arc.
- Cincinnati is in the top-10 of nine different categories nationwide, ranging from assist-turnover ratio to effective field goal percentage to fewest fouls per game and scoring defense.
- UC has held its opponents to 26.2 percent from deep. Thomas' return to the fray will be huge for the perimeter, especially as leading scorer and highly-improved defender Dan Skillings Jr. misses another few games.
- While Lukosius is 15th nationally with a 73.0 overall shooting percentage, Dillon Mitchell is 30th at 68.6. His 8.0 rpg also leads the team, and he had a career-high four steals at NKU. His abilities on both ends of the floor as UC is ranked sixth in KenPom for height at an average of 6'6".
- Freshman Tyler Betsey has made the most of his 16.9 minutes per game, starting 7-for-14 from deep. The two-time Gatorade Connecticut Player of the Year had Alabama and UConn in his top three as well, and one of his high school coaches was former Bearcat standout Cane Broome (2017-19).

## PROBABLE STARTERS



2

**Jizzle James**  
14.0 ppg | 5.5 apg  
6-3 | 205 | So.  
Orlando, Fla.



8

**Connor Hickman**  
7.3 ppg | 2.5 rpg  
6-3 | 200 | Sr.  
Bloomington, Ind.



41

**Simas Lukosius**  
17.8 ppg | 3.3 rpg  
6-8 | 225 | Sr.  
Kaunas, Lithuania



23

**Dillon Mitchell**  
12.0 ppg | 8.0 rpg  
6-8 | 210 | Jr.  
Tampa, Fla.



55

**Aziz Bandaogo**  
8.8 ppg | 4.3 rpg  
7-0 | 235 | 5th  
Dakar, Senegal

@GOBEARCATSMBB

2024-25 CINCINNATI NUMERICAL ROSTER

No.	Name	Pos.	Ht.	Wt.	Cl.	Hometown/Previous School
0	Dan Skillings Jr.	G	6-6	210	Jr.	Blackwood, N.J./Roman Catholic HS (Pa.)
1	Day Day Thomas	G	6-1	190	Sr.	Bishopville, S.C./Kilgore College (Texas)
2	Jizzle James	G	6-3	205	So.	Orlando, Fla./Olympia HS
3	Rayvon Griffith	G/F	6-6	210	RFr.	Cincinnati, Ohio/Compass Prep (Ariz.)
5	CJ Fredrick Jr.	G	6-3	185	Gr.	Cincinnati, Ohio/Kentucky
8	Connor Hickman	G	6-3	200	Sr.	Bloomington, Ind./Bradley
10	Josh Reed	G	6-7	220	Jr.	Atlanta, Ga./Pace Academy
11	C.J. Anthony	G	6-0	195	Sr.	Columbus, Ohio/Putnam Science Academy
14	Tyler Betsey	F	6-8	225	Fr.	Windsor, Conn./St. Thomas More HS
20	JJ Rembert	G	5-10	155	Fr.	Jamaica, Queens, N.Y./Nation Ford HS (S.C.)
22	Arrinten Page	F	6-11	240	So.	Atlanta, Ga./USC
23	Dillon Mitchell	F	6-8	210	Jr.	Tampa, Fla./Texas
24	Tyler McKinley	F	6-9	240	Fr.	Cincinnati, Ohio/Winton Woods HS
41	Simas Lukošius	G/F	6-8	225	Sr.	Kaunas, Lithuania/Butler
55	Aziz Bandaogo	F	7-0	235	5th	Dakar, Senegal/Utah Valley
65	Halvine Dzellat	F	6-10	225	Fr.	Blois, France/Lille Pro B

Coaching Staff

**Head Coach:** Wes Miller (fourth season)  
**Associate Head Coach:** Chad Dollar (fourth season)  
**Assistant Coach/Recruiting Coordinator:** Andre Morgan (fourth season)  
**Assistant Coach/Recruiting Coordinator:** Drew Adams (third season)  
**Assistant Coach:** Tim Buckley (first season)  
**Assistant Coach/Director of Player Development:** Jaylen Stowe (first season)  
**Chief of Staff:** Bill Comar (first season)  
**Executive to the Head Coach:** Ashley Hecimovich (first season)  
**Player Development Associate:** Malik Massey (third season)  
**Player Development Associate:** Isaiah Manderson (first season)  
**Video Coordinator:** Omari Prince (second season)  
**Associate AD, Sports Performance:** Mike Rehfeldt (fourth season)  
**Senior Associate AD/Team Athletic Trainer:** Bob Mangine

PRONUNCIATION

Simas LUKOŠIUS	See-moss Lew-koh-shiss
Aziz BANDAOGO	Ah-zeez Band-ae-Go
Halvine DZELLAT	Hal-veen Zell-uh

ROSTER INFORMATION

By State/Country

Connecticut	(1) Tyler Betsey
Florida	(2) Jizzle James, Dillon Mitchell
France	(1) Halvine Dzellat
Georgia	(2) Josh Reed, Arrinten Page
Indiana	(1) Connor Hickman
Lithuania	(1) Simas Lukosius
New Jersey	(1) Dan Skillings
New York	(1) JJ Rembert
Ohio	(4) C.J. Anthony, CJ Fredrick Jr., Rayvon Griffith, Tyler McKinley
Senegal	(1) Aziz Bandaogo
South Carolina	(1) Day Day Thomas

By Class

Freshmen	(5) Tyler Betsey, JJ Rembert, Tyler McKinley, Halvine Dzellat, Rayvon Griffith (RFr.)
Sophomores	(2) Jizzle James, Arrinten Page
Juniors	(3) Dan Skillings Jr., Josh Reed, Dillon Mitchell
Seniors	(4) Day Day Thomas, Connor Hickman, C.J. Anthony, Simas Lukosius
Graduates/Final Years	(2) CJ Fredrick Jr., Aziz Bandaogo

By Height

7-0	(1) Aziz Bandaogo
6-11	(1) Arrinten Page
6-10	(1) Halvine Dzellat
6-9	(1) Tyler McKinley
6-8	(3) Simas Lukosius, Tyler Betsey, Dillon Mitchell
6-7	(1) Josh Reed
6-6	(2) Dan Skillings Jr., Rayvon Griffith
6-3	(3) CJ Fredrick Jr., Jizzle James, Connor Hickman
6-1	(1) Day Day Thomas
6-0	(1) CJ Anthony
5-10	(1) JJ Rembert

CINCINNATI QUICK FACTS

GENERAL INFORMATION

Location	Cincinnati, OH 45221
Founded	1819
Enrollment	53,235
Nickname	Bearcats
Colors	Red and Black
Arena (Capacity)	Fifth Third Arena (12,012)
Affiliation	NCAA Division I
Conference	Big 12
President	Neville Pinto
Director of Athletics	John Cunningham
Faculty Representative	Brian Hatch
Department of Athletics Phone	(513) 556-4603
Athletics Ticket Office Phone	(877) CATS-TIX

ATHLETIC COMMUNICATIONS

Primary Basketball Contact	David Cohen
Office/Cell Phone	(513) 556-5182/(817) 739-6585
Email Address	david.cohen@uc.edu
Associate AD/Communications	Zach Stipe
Office/Cell Phone	(513) 556-5186/(865) 244-6119
Email	stipezd@ucmail.uc.edu

TEAM INFORMATION

2023-24 Record	22-15
Big 12 Record	7-11 (11th)
Starters returning/lost	4/1
Letterwinners returning/lost	8/7
Newcomers	6
Pct. points returning	69.9 percent (1,932 of 2,765)
Pct. rebounds returning	54.9 percent (802 of 1,460)
Pct. assists returning	76.1 percent (411 of 540)

CINCINNATI TRADITION

Cincinnati, ranked the No. 9 basketball program all-time by CBS' Matt Norlander in 2019, boasts 1,911 all-time wins, good for No. 12 nationally (both entering the season), with this past season marking the 41st of 20-plus wins. The Bearcats have produced 32 All-Americans (last: Jarron Cumberland's Honorable Mention in 2019), 86 All-Conference selections, 57 NBA Draft picks (last: Jacob Evans III in 2018) and 56 members of the 1,000-Point Club. The program has spent 434 weeks ranked in the AP Top 25 (not including any this season), 212 in the Top 10 and 45 at No. 1. Jack Twyman and Oscar Robertson are both members of the Basketball Hall of Fame, with Robertson earning a spot on the NBA's 75th-Anniversary Team last fall.

## LOT OF POINTS RETURNING

Cincinnati is in its best preseason position yet, and we aren't talking about the AP Top 25.

The Bearcats rank second in the Big 12 by returning 69.9 percent of their scoring from last season, which includes six of the top eight performers in that category.

TEAM (Preseason rank)	PCT.
Houston (4)	73.1
<b>Cincinnati (20)</b>	<b>69.9</b>
Iowa State (5)	66.1
Kansas (1)	59.4
BYU (RV)	48.9
UCF	46.9

## SEEKING NINE-STRAIGHT IN THE ACC

Cincinnati is looking to claim its ninth-straight win against the ACC on Saturday, which began in the 2009 Maui Invitational against Maryland.

The last three have come under former North Carolina star Wes Miller, whose first power-conference win as a head coach came at Virginia Tech in 2013.

Team	Score	Date
vs. Maryland (Maui)	W, 69-57	11/24/2009
Florida State (NCAA)	W, 62-56	3/18/2012
NC State	W, 68-57	11/12/2013
vs. Pittsburgh (NYC)	W, 44-43	12/17/2013
@ NC State	W, 76-60	12/30/2014
vs. Louisville (Maui)	W, 81-62	11/23/2022
Virginia Tech (NIT)	W, 81-72	3/15/2023
Georgia Tech	W, 89-54	11/22/2023

## SKILLINGS OUT FOR A FEW WEEKS

Fan favorite and last year's leading scorer Dan Skillings Jr. (12.9 ppg, 6.4 rpg) suffered a knee injury in the Nov. 4 season opener. Not only that, he excelled the rest of the game through it and did not feel it till the following morning.

Skillings underwent a successful minor procedure Monday morning.

"I think he'll be out for a couple weeks, and then from there it will be a week to week decision on when he plays again," Miller said on Wednesday. "I know everybody wants the timetable, I can't give you a timetable. I can say it won't be the next couple weeks. But after that it will kinda take it week to week. We will be incredibly conservative, so if I thought Dan could play next week and he thought he can play next week as well as our trainer and our medical staff, I'd probably wait longer, because we're gonna be 100 percent sure."

## DAY DAY THOMAS RETURNS

Senior guard Day Day Thomas started the first 35 games for UC last year before suffering a season-ending broken foot in the NIT opener. He was injured again on Oct. 22. He averaged 10.4 ppg and led the team with 116 assists and 61 steals in 2023-24.

Thomas was a full participant in practice on Monday, Nov. 11 (same day as Skillings' procedure).

"He's been doing workouts and jumping into some things," Miller said Wednesday, Nov. 13. "But he did that for as long as I allowed it and then he'll probably continue along that. It's the same thing I said about

Dan. He can practice, he's been cleared medically, he can play in the games. We will take it incredibly slow and be incredibly conservative I think it's not out of the question if he plays some minutes Friday night."

Thomas did not play that Nicholls game, but instead made his debut with 13 minutes in the road win at NKU.

## TWYMAN-STOKES CLASSIC

Cincinnati's MTE against Nicholls and NKU were part of the Twyman-Stokes Classic.

Friday's game will feature a halftime presentation spotlighting the story that transcends the city and basketball as a whole. Rising NBA star Maurice Stokes, while playing for the Cincinnati Royals, suffered a life-changing injury at the end of the 1958 season that left him paralyzed and unable to speak. His teammate, Bearcats legend Jack Twyman, became his legal guardian at 23 to give him financial and physical support.

After years of grassroots fundraising nationwide, NBA stars held out at the 1964 All-Star Game to get the players' union recognized, largely in part after seeing what Stokes had gone through. Stokes died in 1970, and when Twyman passed in 2012, the Reverend Jesse Jackson helped lead a call to the NBA to establish the Twyman-Stokes Teammate of the Year award.

## CINCINNATI'S DOUBLE-DOUBLES

The season-opening blowout of Arkansas-Pine Bluff saw Dan Skillings and Jizzle James become the first teammates with a double-double since David DelJulius and Landers Nolley II in January 2023 against ECU. There have been four instances since 2016.

Player (Opponent, Date)	Pts	Rebs
Dan Skillings (UAPB, Nov. 4)	17	11
Jizzle James (UAPB, Nov. 4)	12	10 (assists)

Teammates	Opponent	Date
Dan Skillings/Jizzle James	UAPB	11/4/24
David DelJulius/Landers Nolley	ECU	1/11/23
Tre Scott/Nysier Brooks	Milwaukee	11/16/18
Kyle Washington/Gary Clark	Iowa State	12/1/16

## BIGGER THAN TEAMMATES

Cincinnati freshman forward Halvine Dzellat enrolled in September with an expectation to redshirt, both regarding his adjustment from France as well as gelling with his new team that had worked together all summer.

With freshman Tyler McKinley suffering a season-ending injury that month, plans changed, and Dzellat cleared his NCAA waiver, making his debut in the season opener.

"He and I were laughing about it in the locker room last week," Miller said postgame. "When he got here, he speaks no English and I speak no French, and that's a bad combination when you started practice already. I mean, that's hard because I can't help him with the French, and he can't understand what I'm saying. It's not the summer when there's time and we were right in the middle of it. He's starting to learn English. He's starting to understand and practice a little bit better. One of the neatest things is watching Aziz coach him. Aziz will coach him in French in

practice. When I'm installing something or explaining something, Aziz will be translating in his ear, which has been really cool. It's cool to watch guys help each other on a team. That's what it's about."

## BANDAOGO'S ASSESSMENT OF DZELLAT

Aziz Bandaogo began learning English at the NBA Academy of Africa when he was 17-18, communicating with partners to get better and gain eligibility for college.

Halvine Dzellat is his roommate, and he rates the freshman's English skillset at an 8 or 9, saying they split their English and French 50/50 when hanging out as Halvine wants to improve his.

Bandaogo also speaks Wolof and Serer, the latter what his mom speaks. Wolof, he says, is more of the natural language of Senegal.

## MILLER DEFEATS FORMER PLAYER

Cincinnati's Nov. 15 victory over Nicholls saw Miller coach against his former prized recruit and two-year star Tevon Saddler, the youngest coach in Division I, which includes that Miller was also the youngest in the nation when he coached Saddler.

Saddler was the SoCon Freshman of the Year and an All-Conference player the following season before transferring.

"Coaching is so special because you get to watch kids come in, you get to build relationships with kids when they're kids, and then you get to watch them turn into young men while they're in college, and then you get to follow him. And I had one of my former players, James Dickey, he was here tonight. He walked in the office and made my day, because he wanted to be up here to see this. So I say all that because that was really special for me. And I'm really, really proud of Tevon Saddler. He's going to be a star in college basketball, and he won 20 games last year, in his first year, goes to the conference finals, and they won a big game in Northern Kentucky last night. I mean, they won at LSU last year. They almost won at Maryland last year. They have a really nice basketball team, and I'm proud of him, and after tonight, I'll be pulling like hell for him. I wasn't pulling for him going into tonight, but other than that, I'll be pulling for him so that that was really neat."

## HOW THEY FARED IN YEAR 3

Wes Miller entered his third, and most challenging season yet, as the Bearcats began their Big 12 tenure. Below is a look at how UC coaches over the last 50 years fared in their first three seasons.

Mick Cronin did not make the NCAA Tournament until Year 5, which kicked off a nine-year streak.

Coach (Year)	Record	Postseason
Wes Miller (2023-24)	22-15	NIT
Mick Cronin (2008-09)	18-14	N/A
Bob Huggins (1991-92)	29-5	NCAA Final Four
Tony Yates (1985-86)	12-16	N/A
Ed Badger (1980-81)	16-13	N/A
Gale Catlett (1974-75)	23-6	NCAA Sweet 16

## STAFF UPDATES



Former assistant coaches Jake Loeffler and Jake Thelen left for head coaching jobs at Loyola (Md.) and Covington Catholic HS, respectively, with Thelen going back to his alma mater.

Miller this offseason added veteran assistant Tim Buckley and former UNC Greensboro and Cincinnati grad assistant Jaylen Stowe.

Buckley, previously at South Carolina for two years, spent 10 years as a head coach at Ball State (2000-06) and NCAA Division III Rockford in Illinois (1989-93). He has more than 35 years of coaching experience overall with recent assistant stops at South Carolina, UNLV, Indiana, Marquette and Iowa. While at Ball State, he helped lead the team to upset wins over No. 3 Kansas and No. 4 UCLA during the 2001 Maui Invitational. The Gamecocks, with his help, went 26-8 last year for their best single-season turnaround in program history.

Stowe was a GA under Miller for the staff's first two years at UC before landing his first full-time job as an assistant coach and recruiting coordinator at High Point. The Panthers, with 11 newcomers, won the Big South regular-season title and went 27-9, their winningest season in their Division I history.

JUMPMAN, JUMPMAN, JUMPMAN...

Cincinnati is returned to familiar threads in 2023-24 with the Jordan brand. The Bearcats were one of the three original schools rewarded with it in 1997, joining St. John's and North Carolina A&T.

Michael Jordan himself helped present the uniforms to the public on the Rosie O'Donnell Show on Sept. 9, 1997.

Wes Miller and assistant coach Andre Morgan collaborate to pick out which pair Miller will wear each game.

MILLER'S EXTENSION

Cincinnati announced on Dec. 14, 2022 that Wes Miller would receive a two-year contract extension, as well as an increased salary, through the 2028-29 season.

JIZZLE JAMES STARS IN FIRST START

Cincinnati was dealt a tough blow late in its overtime win over San Francisco as Day Day Thomas limped off the floor with a season-ending injury.

Enter Jizzle James, who earned his first-career start against Bradley and posted career-highs in points (25) and minutes (38). It marked the highest-scoring game for a Bearcat rookie since Jarron Cumberland in 2017 against South Florida.

"It was just doing my job. I knew I had to play more. I wanted to get my guys in position to be at their best in creating for each other. I came in with a leader mindset in getting people going, and I knew it would open up for myself too."

James also credited Thomas as someone he learned from all season, and how John Newman III "taught me how to be a professional and take care of business, as well as how to be a college athlete."

JIZZLE'S EARLY FRESHMAN SEASON

Freshman guard Jizzle James knew he was going to play no matter what with only one other true point guard, Day Day Thomas, on the roster.

He had six turnovers over his first two games (32 minutes), but came back two days later against Eastern Washington and had none in 16 minutes. In the process, he collected 13 points for the second-straight game.

Even now, his best games have been on the biggest stages, with 25 against Bradley in his first start, 19 at Xavier, 16 against No. 10 Iowa State and 10 at No. 7 Kansas, among other performances.

"He has the right mindset and work ethic, but he has not impressed me on the basketball court yet," Wes Miller said. "That's a compliment to him, because I think he has so much excellent basketball in front of him."

UC Freshman Scorers, 7.0+ PPG (Since 2010)

Player (Year)	Ppg	Starts
Jizzle James (2023-24)	8.8	2
Tari Eason* (2020-21)	7.3	8
Jarron Cumberland* (2016-17)	8.3	0
Jacob Evans* (2015-16)	13.8	8
Gary Clark* (2014-15)	7.8	34
Sean Kilpatrick* (2010-11, RS)	9.7	1
Lance Stephenson* (2009-10)	12.3	32

\*Made NBA

ONE CALL, THAT'S ALL

Well, it took more than that to recruit Arrinten Page out of high school, as Wes Miller and other staff members made as many visits as they could to woo him, including watching his 5:30 AM workouts.

As Page entered the portal, he recalled associate head coach Chad Dollar's blunt approach.

"AP, you coming or not?" Page said. "I committed the next day. It was real simple the second time around."

Page also described playing for Coach Miller as "it's hard if you don't love the game as much as he does. Some days, he will come with this fire and intensity, and if you're not about it, it can get on your nerves. But if you come into work every day, you'll be good."

MITCHELL SHINES EARLY IN HOME EXHIBITION

Dillon Mitchell scored a team-high 12 points on 6-of-6 shooting, in addition to excellent defense that included seven rebounds in 20 minutes, against Ohio State in the home exhibition.

"When we recruited Dillon, one of the most important things we looked for is someone who aligns with who we are and what we are about and how we play. The next thing we look at is how does that person fit in with those returning core guys and we felt like Dillon fit in so well because he can do so many different things and his versatility allows him to play in so many different spots on both sides of the ball. What is neat is who Dillon [Mitchell] is the first couple of weeks of the season will not be who he is in January, February and March. There is still a process for assimilating him and I think he can be terrific if he stays at it like he has so far."

NO BYES (LITERALLY) IN BIG 12

This year's Big 12 slate, as part of its first year of 16 teams, has two games a week from pre-New Year's Day till the tournament in Kansas City.

"We discussed this with our team this week because our guys looked a little rundown for the first time, and I tried to remind them that in January and

SINGLE-SEASON THREE-POINT MAKES

No.	Season
314	2022-23
270	2023-24
269	2021-22
264	2016-17
262	2017-18
260	2011-12
253	1993-94
252	2015-16
237	2003-04

SINGLE-SEASON THREE-POINT ATTEMPTS

No.	Season
894	2022-23
853	2021-22
827	2023-24
765	2016-17
763	2011-12
742	2017-18
729	2012-13
725	2015-16
702	2008-09
693	1993-94
*Bold underline indicates Wes Miller era	

ALL-TIME WINNINGEST PROGRAMS

Cincinnati entered the season ranked 12th national-ly in all-time wins. The following numbers reflect the preseason.

Rank	School	Wins
1.	Kentucky	2,398
2.	Kansas	2,393
3.	North Carolina	2,372
4.	Duke	2,300
5.	UCLA	2,002
6.	Temple	1,993
	Syracuse	1,993
8.	Notre Dame	1,963
9.	St. John's	1,942
10.	Indiana	1,931
11.	Purdue	1,929
12.	Cincinnati	1,911
13.	Illinois	1,908
14.	Texas	1,900
15.	Utah	1,897

MEASURING THE BIG 12

UC held an 83-42 record against its new league foes entering the season. In addition to UCF and Houston in the AAC from 2013-23, UC and West Virginia com-peted in the Big East from 2005-13.

Cincinnati's last matchup over an incumbent Big 12 team was a 75-61 win over Kansas State in the 2016 NCAA First Round.

All records above and below are entering 2023-24.

Team	H2H Record	Last Meeting
Baylor	0-1	1947
BYU	1-2	2001
UCF	10-5	2023
Houston	33-14	2023
Iowa State	4-1	2016
Kansas	4-3	1996
Kansas State	7-1	2016
Oklahoma	4-2	2011
Oklahoma St.	2-3	2002
TCU	5-0	2005
Texas	2-0	2012
Texas Tech	1-0	1961
West Virginia	10-10	2012

February we are going to have two games a week and we are going to have to do that for 10 straight weeks,” Miller said of the team’s expectations. “We are going to have to push through this because we are going to feel like this again. That is a different experience from what we had a year ago and it will be that way for everybody. This is why the work you do now to prepare for that is going to matter. Your physical condition, mental preparations and your resilience as a team is going to be put to the test. Finally, you hope your depth ends up being a factor if you are deeper than some other teams.”

LUKOSIUS: MR. CLUTCH IN 2024

The big year for the junior from Lithuania continued in the NIT first round, as Lukosius went 8-for-10 from deep for 28 points against San Francisco, including the game-winner trailing by 2 wih 3 seconds left in overtime. Lukosius’ 26 second-half points, for a career-high 31, against WVU in the opening round of the Big 12 Tournament continued what’s been an amazing trend.

Three of UC’s Big 12 wins have come with Lukosius nailing the game-winner or an equally-impressive dagger in the final seconds.

His pull-up jumper with 21 seconds left at No. 15 Texas Tech gave UC a 73-72 lead, and after a Red Raider miss, John Newman III was all alone in the backcourt to stall time before a dunk with 2 seconds left to close the 75-72 win.

At UCF, Lukosius drove baseline and hit a tough layup to make it a 3-point game in that eventual victory.

Finally, in a pivotal game for the Bearcats against K-State, he nailed an NBA-range, top-of-the-key triple over his defender with 9.9 seconds left to put UC ahead and win, 74-72. Even better, it came with his family in attendance.

EXTRA MILE IN RECRUITING SIMAS

Simas Lukosius is a fan favorite at UC, bringing a substantial Big East resume from his two years at Butler.

Assistant coach Drew Adams, who has the most international ties (as well as the state of Indiana) on staff, was largely credited with bringing him to Clifton, and Lukosius described it as “major” that Adams flew to Lithuania to visit the family during the process.

“I put a lot of attention to how the coaching staff is going to treat my father or family in general. I feel like the way this coaching staff put a lot of focus on recruiting not just me, but the people around me, I really rely on my dad a lot for decision-making.”

It’s not the first time UC went above-and-beyond in the family circuit. Landers Nolley II, last year’s leading scorer, was treated to a zoo visit with his daughter as part of his pitch.

SEVEN-NATION SIMAS

Lukosius, by virtue of his father’s coaching career, has lived in seven countries: Lithuania, Russia, Kuwait, Lebanon, Germany, Bahrain and the United States.

“A lot of those countries I lived in when I was a little kid, like before I even turned eight,” he said. “I think without even realizing it back then, it made me more

comfortable with changing my surroundings and adapting quickly. I left to live in Germany when I was 15 and came to America for the first time as a freshman. I feel like there was never a time where I thought coming to a new place was hard. I’ve always been good at adapting to any situation.”

SKILLINGS’ 20-PIECE SKILLSET

Dan Skillings Jr. scored 17 of his 20 points against Bradley in the second half, giving him six 20-point games in his career. Several have come in big stages, beginning with Temple in the 2023 AAC Tournament as a freshman.

Others have come at No. 14 Baylor and in the thrashing of No. 16 Kansas at the Big 12 Championship.

GAME	POINTS
vs. Temple (AAC)	20
-----	
Northern Kentucky	25
Stetson	29
@ (14) Baylor (starter)	24
UCF (starter)	21
vs. (16) Kansas (starter)	25
Bradley (NIT) (starter)	20

JOHNNY DAWKINS ON SKILLINGS

UCF head coach Johnny Dawkins had a lot to say about sophomore Dan Skillings Jr. following his 21-point performance against the Knights on Jan. 27.

“I have watched the young man get better and better over the last year. You see improvement, that is what you want to see, that is what we kind of grew up with as coaches and players, is watching a natural progression of a player like him. It is fun seeing him develop and blossom, I think his best basketball is still ahead of him. I see a lot of things this young man will be able to do as he continues to improve his game. The Cincinnati coaching staff is doing a great job with his development, and you see that.”

JIZZLE: IT’S AN ALTER EGO

The age-old question made the airwaves, via a WCPO feature in the Cincinnati market.

“Jizzle is my on-court persona,” said the freshman point guard. “It means playing hard and being myself, especially having the same name as my dad. I use that to play with an extra edge on the court.”

“I was creating a monster with (the nickname Jizzle),” said his Pro Football Hall of Fame father. “We knew we had to create something special. I always tell him that’s his alter ego. He turns into a whole nother person. Some people would call me Jizzle or E-Jizzle, or whatever, so I handed it down to him so he could take it to another level.

KELVIN SAMPSON ON JIZZLE JAMES

Houston head coach Kelvin Sampson, of 19 NCAA Tournaments and a pair of Final Fours over his illustrious career, spoke highly of the Bearcat rookie.

“He doesn’t look like a freshman, does he? He’s a big, strong guard with great quickness. I like his game a lot, and he’s only gonna get better. Jizzle James, I just like saying his name. I would never call him Edgerrin James, Jr. We’ve played against some real good guards here, and one of the best I ever went against was (former Cincinnati All-American) Steve Logan.”

CARDIAC CATS’ COMEBACKS

The 16-point, second-half comeback against West Virginia in the Big 12 Tournament marked the eighth game under Wes Miller in which it came back from 10-plus points to win. Three of those were against ranked teams, and five of the eight are this year.

In the WVU game at the Big 12 Championships, Cincinnati wiped out its 16-point deficit in only 4:21. It even came in the same arena as the Illinois game.

Game (Year)	Largest Deficit (Half)
vs. No. 14 Illinois (2021-22)	15 (11:56 in 1)
at Wichita State (2021-22)	10 (8:50 in 1)
vs. Temple (2022-23)	10 (13:15 in 1)
Evansville (2023-24)	10 (19:44 in 2)
at No. 12 BYU (2023-24)	10 (19:43 in 2)
No. 19 TCU (2023-24)	11 (7:33 in 1)
UCF (2023-24)	12 (Halftime)
vs. West Virginia (2023-24)	16 (11:45 in 2)

OVERTIME CATS UNDER MILLER

Wes Miller is 13-8 in overtime as a head coach, including 9-6 at UNCG and 4-2 at Cincinnati. Below are his results since coming to Clifton.

Per ESPN Stats and Info, Cincinnati’s win over No. 19 TCU extended its ranked overtime win streak to 12, the longest streak in AP poll history by a wide margin. It began with a 2OT victory over No. 22 Marquette on Feb. 13, 1994.

Game (Year)	Result
at Tulane (2022-23)	L, 94-101
Temple (2022-23)	W, 88-83
at Howard (2023-24)	W, 86-81
No. 19 TCU (2023-24)	W, 81-77
at Oklahoma (2023-24)	L, 71-74
San Francisco (NIT, 2023-24)	W, 73-72

DAY DAY THOMAS: MR. 5-5-5

The regular-season finale saw Day Day Thomas become the first UC player since 2018 to record 5 rebounds, 5 assists and 5 steals in a game, and the Bearcats blew out West Virginia, 92-56.

Player	Year	Opponent
Cashmere Wright	2012	Villanova
Cashmere Wright	2012	@ Villanova
Cashmere Wright	2012	Florida St. (NCAA)
Jacob Evans	2018	Temple
Day Day Thomas	2024	West Virginia

OFFENSIVELY SPEAKING...

Below are the comparisons within its last several years (2017-18), with asterisks on NCAA Tourney teams. The 2019-20 squad claimed the AAC regular-season title before the COVID cancellation.

When Wes Miller took over in 2021-22, he immediately launched the scoring offense fom 217 to 53.

Season	Scoring Avg.	League/Nat’l Rank
2024-25	88.5	5/30
2023-24	74.7	9/141
2022-23	77.1	3/53
2021-22	69.4	6/217
2020-21	68.9	5/233
2019-20	72.7	3/127
2018-19*	71.7	9/198
2017-18*	74.3	3/161

AND REBOUND MARGIN

Season	Margin	League/Nat’l Rank
2024-25	7.0	9/92
2023-24	7.2	1/16
2022-23	2.6	3/101

2021-22	-0.3	7/211
2020-21	1.7	5/135
2019-20	3.6	4/72
2018-19*	5.0	3/31
2017-18*	7.8	2/8

### SKILLINGS: OFFENSIVE X-FACTOR

Sophomore Dan Skillings Jr. showed impressive flashes on his knack for acrobatic layups and rebounds last season.

Cincinnati is now 22-9 (and 17-9 last year) when he scores in double-figures, highlighted by 29 points off the bench against Stetson, the most by a UC reserve since 2002. He made his first start at the hostile Marriott Center against No. 12 BYU and scored UC's first points on an and-one.

### RARE AIR: BEARCATS' OFFENSE

Cincinnati scored 85 or more points in six straight games early last season, its most since 1959-60, Oscar Robertson's senior year. That team averaged 98.0 ppg over its season-opening run, eventually finishing third in the nation before winning the next two national titles.

Below are each of the longest 80-plus-point streaks in program history.

Last season's UC team averaged 77.1 ppg (its most since 2001-02) which included a 7.7 ppg improvement from Wes Miller's first year.

Year (Coach)	Games	Postseason
2023-24 (Wes Miller)	6	NIT
2005-06 (Andy Kennedy)	6	NIT
1996-97 (Bob Huggins)	6	NCAA 2nd Round
1994-95 (Bob Huggins)	6	NCAA 2nd Round
1959-60 (George Smith)	9	NCAA Final Four
1954-55 (George Smith)	7	NIT 3rd Round

### AZIZ'S AMAZING DEBUT, NOV. 22

Senior forward Aziz Bandaogo made his UC debut off the bench against Georgia Tech on Nov. 22, and calling it jaw-dropping would be an understatement. Bandaogo's first three minutes featured, in order, a blocked shot, alley-oop slam and a team turnover in forcing a shot-clock violation.

The 2022-23 WAC Defensive Player of the Year finished with eight points and nine rebounds over 21 minutes, all while receiving a thunderous ovation as soon as he made his way to the scorer's table.

### PERSPECTIVE ON AZIZ BANDAOGO

Aziz Bandaogo averaged 2.9 ppg over his first two years of college (Akron), before moving on to Utah Valley and a year later emerging as ESPN's 16th-rated transfer.

Wes Miller has taken note of his tall tasks of getting out of his comfort zone between the lines, including the first times Bandaogo has been asked to guard a non-center.

"This time last year was the first time he had ever had success at any level of basketball. He was having some games at Utah Valley, the year before he didn't play, he wouldn't even get in the games. So, his development is still early and new ... What's neat when you're working with young people is you can see them improving right in front of your eyes over a short period of time."

### SKILLINGS IN ELITE COMPANY

2024-25 CINCINNATI MEN'S BASKETBALL

Dan Skillings' career-high 25 points against NKU in 2023-24 marked the third UC performance of 25 or more off the bench since 2010. The full listing is below, with the other two players eventually making the NBA.

His 29 in a double-double performance over Stetson marked the most by a Bearcat reserve since Tony Bobbitt in 2002, as well as the most in a double-double since Troy Caupain in 2016.

Player (Opponent)	Year	Points
Sean Kilpatrick (Wright State)	2010	26
Jarron Cumberland (South Florida)	2017	26
Dan Skillings (NKU)	2023	25
Dan Skillings (Stetson)	2023	29

### OLD, BUT WISE

CJ Fredrick enters his seventh year of college as the fifth-oldest player in the country.

Below, in order of their birthdate, with month and day omitted.

PLAYER (CURRENT SCHOOL)	WINS
Trevin Knell (BYU)	1998
Drue Drinnon (Texas State)	1998
Jeff Armstrong (Southern Miss)	1999
Neftali Alvarez (Southern Miss)	1999
<b>CJ Fredrick (Cincinnati)</b>	<b>1999</b>
Cooper Smith (Eastern Michigan)	1999
Jovan Blackshear, Jr. (Cal)	1999
Robert Braswell IV (Charlotte)	1999
Dawson Baker (BYU)	1999

### FREDRICK'S WINNING WAYS

Cincinnati native CJ Fredrick has returned home following five years at Iowa and Kentucky. The Covington Catholic (Ky.) grad has also seen his fair share of success at the high-major level and will have up to two years' eligibility at UC, bringing a 113-52 record with him.

Fredrick's redshirt season at Iowa also included defeating Cincinnati in the 2019 NCAA Tournament in Columbus.

Wes Miller has even noted that his first time trying Skyline Chili was per Fredrick's suggestion as he was attempting to recruit him out of the transfer portal in April 2021, shortly after his hiring.

Season	Team Record	Stats
2018-19	23-12, NCAA 2nd Round	Redshirt
2019-20 (Iowa)	20-11, No NCAA (COVID)	10.2 ppg
2020-21 (Iowa)	22-9, NCAA 2nd Round	7.5 ppg
2021-22 (UK)	26-8, NCAA 1st Round	Medical RS
2022-23 (UK)	22-12, NCAA 2nd Round	6.1 ppg

### BEARCATS DIG THE LONG BALL

Cincinnati has broken school records in back-to-back seasons for both three-point makes and attempts.

The Bearcats were 314-894 in 2022-23 and 269-853 in 2021-22.

Four of Cincinnati's eight games with its most three-pointers in school history have come in the Wes Miller era, highlighted by 17 (tied for third) against Arizona in Maui and in overtime at Tulane, with the 48 tries in the latter tying the school record. Other games include 16 against Tulsa and Memphis last season.

The one wrinkle this year will be that Cincinnati is retaining only 10.2 percent of its made three-pointers,

keyed by Landers Nolley II's 96 that was fourth in school history and the most since Deonta Vaughn in 2007-08. Nolley's 41.7 percent clip was 12th nationally.

Cincinnati's 7.1 3-pointers per game is the fewest by a Wes Miller team since UNCG in 2014-15.

### DOUBLE-DUTY DAN HOARD

The Dayton game last year was yet another glorious chapter in Cincinnati radio voice Dan Hoard's storied career, this time with his best proximity in some time.

Hoard carried the Bengals' 1 p.m. game against the Minnesota Vikings, then trekked slightly down the banks to do the Bearcats-Flyers game at 7 p.m., all on 700 WLW.

Hoard is among a select few handling PxP duties within the college hoops and pro ranks nationally.

Broadcaster	College	Pro
Dan Hoard	Cincinnati (MBB, FB)	Bengals
Josh Maurer	Boston College	Brewers
Zach Zaidman	DePaul	Cubs
Gary Cohen	Seton Hall	Mets
Neal Ruhl	Oakland	Pistons*

\*Fill-in

### ALL-AMERICAN ON THE RADIO

Former consensus First-Team All-American and 2010 UC Athletics Hall of Fame inductee Steve Logan served as the home radio commentator for the non-conference season.

He was a two-time Conference USA Player of the Year winner and ranks third at UC with 1,985 points, including 22.0 ppg as a senior. He also helped the Bearcats to five NCAA Tournament wins over four appearances. Logan's school records include the most wins (111), highest career free-throw percentage (86.1 percent) and most single-game assists (16) among many decorated achievements.

### MONSTER FACTORY LEGACY

Mike Rehfeldt, UC's Associate Athletic Director for Sports Performance, has become a beacon within the men's basketball program. He first served the Bearcats from 2012-20 before joining Miller's inaugural staff after a one-year stint at UConn.

Rehfeldt's cutting-edge investments go beyond the plates and into the technology realm. He also helped hire Dillon Frees, the athletics department's first-ever Director of Performance Nutrition.

**Notable performers on this year's roster include:**

- Connor Hickman set the program record with 31 reps on the 185 bench
- Jizzle James has the highest max vertical jump at 44"
- Aziz Bandaogo holds the highest touch of 12'4

### PUBLISHED AUTHOR

Few coaches, or anyone in particular, can say they published a book while in school. Wes Miller authored "The Road to Blue Heaven," a diary of his senior season as a Tar Heel.

### DOLLAR PROMOTED IN 2022-23

Third-year UC coach Chad Dollar earned a promotion in Fall 2022 to associate head coach. Dollar has built a national reputation at the highest levels of the game.

“He’s been the guy whose counsel and advice has really helped me and part of it was, he’s earned it,” Miller said. “I want him to have the confidence to know that I want him to speak up more, whether it’s with our players, whether it’s on the court, whether it’s in the locker room, or whether it’s in staff meetings, or whether it’s opening my door, when I need to hear something that maybe I don’t want to hear, I want him to know that I have the confidence and I’m putting him in a role that I expected to do that.”

YOUNG, WILD AND FREE

Head coach Wes Miller holds the active lead for wins by a coach by 40.

In fact, Miller already had the most Division I wins of any active coach by their 40th birthday, which he celebrated Jan. 28. All coaches listed below were active in 2022-23.

COACH (CURRENT SCHOOL)	WINS
Wes Miller (Cincinnati)	217
Rick Pitino (St. John's)	200
Shaka Smart (Marquette)	195
Cliff Ellis (Coastal Carolina)	192
Bob Huggins (West Virginia)	191
Bill Self (Kansas)	190
Andrew Toole (Robert Morris)	188
Herb Sendek (Santa Clara)	186
John Calipari (Kentucky)	185
Thad Matta (Butler)	183
Jim Boeheim (Syracuse)	182

BUT WAIT, THERE'S MORE

The scope of college basketball history comes into play with Miller’s win total. The following numbers reflect wins as a Division I member via Sports-Reference.com, with each school in parenthesis the school of their 40th birthday.

Miller is tied for 15th overall in this category, and even six of the 14 ahead of him achieved their milestones before 1950.

Coach	Wins	Year
Phog Allen (Kansas)*	339	1925
Bob Knight (Indiana)*	307	1980
Henry Iba (Okla. State)*	292	1944
Pat Page (Butler)*	261	1926
Terry Holland (Virginia)	256	1982
Forddy Anderson (Mich. St.)	251	1959
Jim Valvano (N.C. State)	250	1986
Eddie Cameron (Duke)	234	1942
Chick Davies (Duquesne)	233	1940
Digger Phelps (Notre Dame)	232	1981
Billy Donovan (Florida)	228	2005
Pat Kennedy (Florida State)*	228	1992
G. Ott Romney (BYU)	227	1932
Johnny Bach (Penn State)	219	1964
Wes Miller (Cincinnati)	217	2023
J. Fred Bohler (Wash. State)	217	1925
Mike Krzyzewski (Duke)*	215	1987
Bobby Cremins (Ga. Tech)	211	1987
Howie Dallmar (Stanford)	211	1962
Everett Dean (Indiana)*	208	1938
Scott Sutton (Oral Roberts)	204	2010
Larry Weise (St. Bonaventure)	202	1973

\*Naismith Memorial Basketball Hall of Fame



**LAST TIME OUT**

**HIGHLAND HEIGHTS, Ky.** – Senior wing Simas Lukosius shot 5-of-5 from behind the arc in the second half to lead the No. 18 Cincinnati men's basketball team to a 76-60 victory at Northern Kentucky on Tuesday night in Truist Arena.

The Bearcats shot a blistering 74% (17 of 23) from the field in the second half, including 78% (7 of 9) from behind the arc.

Lukosius finished with 18 points on 6-of-9 shooting from 3 for the game. Junior forward Dillon Mitchell scored 12 points, while sophomore point guard Jizzle James scored 11 points and dished six assists to go along with four steals. Senior guard Connor Hickman added 10 points. Lukosius is now 16-for-23 (69.6 percent) on the season.

Lukosius made four 3-pointers in the first eight minutes of the second half as Cincinnati opened up a 54-45 lead with 11:40 remaining in the game. He began the second half with a triple to make the score 35-28. When NKU cut the lead to 1, 41-40, he answered with a 3 to make the score 44-40.

After NKU cut the UC lead to 4 again, Lukosius drove the lane and dished to sophomore post Arrinten Page to give Cincinnati a 51-45 lead and ignite a 14-2 game-breaking run.

A 3-pointer by senior guard Connor Hickman extended the lead to 10 and an emphatic dunk by Mitchell gave Cincinnati a 12 point-lead, 59-47, forcing NKU to call timeout with 8:40 remaining in the game.

More dunks by Mitchell and senior center Aziz Bandaogo gave Cincinnati a commanding 63-47 lead with 7:21 left.

In the first half, the Bearcats held a 17-0 advantage on points off turnovers, recording seven steals and not committing a turnover themselves until the 6:26 mark. However, Cincinnati held a slim 32-28 lead at the half as NKU shot 54.2% and owned a 20-11 edge on the glass at the break.

The two teams went back-and-forth over the game's first 13 minutes. A 3-pointer by Lukosius followed by a steal and thunderous open-court dunk by James gave Cincinnati a 25-16 lead with 7:14 left in the first half.

Northern Kentucky hung around the first half by drilling a pair of 3-pointers in the final minutes. NKU's Dan Gherezgher hit a 3 at 2:46 to bring the Norse within 2 and his teammate, Sam Vinson, hit a triple 10 seconds before halftime to make the score 32-28.

**FROM WES MILLER**

"This was good for us tonight. I thought we got better, and there were a lot of things that happened out there that we can learn from. I think Darrin Horn is going to have a heck of a team. I thought they made every shot over the top early. We had good possessions early, and they made everything. We made some defensive errors, and every time we halfway made one, they made it.

"Simas...my mom will text me tonight about him. People have asked how he's been playing and if I'm surprised. I don't put stock in a game or two, but I see him every day, and I'm not surprised there because he continues to work on his game and gets better every day. Having Day Day back was such a lift for our team. I thought he was really good at times defensively. He puts so much more pressure on the paint with his ability to drive."

**COMPARISON***Offense*

CIN	Team	GT
88.5	PPG	82.0
56.5	FG%	42.9
44.9	3FG%	32.2
62.1	FT%	71.8
37.8	RPG	42.5
20.5	APG	16.8
8.8	TOs PG	12.3

**COMPARISON***Defense*

CIN	Team	GT
54.8	PPG	76.5
35.5	FG%	42.4
26.2	3FG%	30.8
230.8	RPG	36.8
9.5	APG	11.0
13.3	TOs PG	10.3
8.0	Blocks PG	4.0
7.3	Steals PG	4.3

**SERIES HISTORY**

- » Last year's contest saw Cincinnati outscore Georgia Tech 49-22 in the second half, en route to an 89-54 win, its largest over a power-conference team since Arkansas in 1997.
- » Aziz Bandaogo made his debut following his NCAA two-time transfer waiver battle, providing an emotional scene when he checked in at 17:14. He immediately blocked a shot to force a shot-clock violation and had an alley-oop as part of an eight-point, nine-rebound performance in 21 minutes.
- » Last year's contest was the first meeting between the teams since Cincinnati's 87-70 win in the 1996 Sweet 16, played in Lexington, Ky.
- » Stephon Marbury led the Yellow Jackets in scoring, while all five UC starters scored in double-figures.
- » The two teams were charter Metro Conference members in 1975. Georgia Tech left in 1978, while Cincinnati departed in 1991 for the Great Midwest.
- » UC has won seven-straight games against ACC foes as well, dating back to Maryland in the 2009 Maui Invitational. It also won 81-72 over Virginia Tech in last year's NIT opener, plus Florida State in the 2012 NCAA Tournament, Pittsburgh, N.C. State twice and Louisville in Maui last November.
- » Cincinnati associate head coach Chad Dollar spent the 2011-16 seasons at Georgia Tech, with the latter two as associate head coach under Brian Gregory.

**ALL-TIME RESULTS**

Date	Site	Result
12/21/1926	Schmidlapp Gym	W, 52-25
3/5/1976	Louisville, Ky. (Metro)	W, 71-60
2/12/1977	Riverfront Coliseum	W, 84-73
3/5/1977	Memphis, Tenn. (Metro)	W, 74-61
1/2/1978	Atlanta, Ga.	L, 56-59
2/9/1978	Riverfront Coliseum	W, 75-67
3/2/1978	Riverfront Coliseum	L, 38-39
1/29/1979	Atlanta, Ga.	L, 73-82
2/5/1979	Riverfront Coliseum	W, 55-51
12/28/1994	Honolulu, Hawaii	W, 69-66
3/22/1996	Lexington, Ky. (NCAA)	W, 87-70





### THE MILLER FILE

- » **Hometown**
- » Greensboro, N.C.
- » **Alma Mater**
- » North Carolina, 2007

### COACHING EXPERIENCE

- » **2008-09: Elon**  
Assistant Coach
- » **2009-10: High Point**  
Assistant Coach
- » **2010-11: UNC Greensboro**  
Assistant Coach
- » **2011: UNC Greensboro**  
Interim Head Coach
- » **2011-21: UNC Greensboro**  
Head Coach
- » **2021-Present: Cincinnati**  
Head Coach

### PLAYING EXPERIENCE

- » **2002-03**  
James Madison
- » **2004-07**  
North Carolina
- » **2007-08**  
London Capital (BBL)
- » **Member of North Carolina's 2004-05 National Championship Team**

## CINCINNATI HEAD COACH WES MILLER

Wes Miller enters his fourth season as the University of Cincinnati's men's basketball head coach, poised to take the Bearcats to the next level in their second year of the nation's best basketball conference, the Big 12.

The 41-year-old Miller already boasts 13 years of head coaching experience. He spent a decade at UNC Greensboro, posting five-straight 20-win seasons and appearances in the 2018 and 2021 NCAA Tournaments before taking the helm of the Bearcats.

Miller boasts seven 20-win seasons (two at Cincinnati) and a 248-178 overall record. He has mentored 24 All-Conference players as a head coach, including five over his first three seasons at UC.

A former walk-on at North Carolina, Miller became a national champion and team captain for the Tar Heels. He is also one of seven head coaches in 2024-25 to have won a national title as a player. Miller has quickly molded the Bearcats in his own image of toughness and resilience.

### MILESTONE MAN

Miller earned 217 wins by his 40th birthday, which ranked him 15th all-time and seventh among head coaches after 1970. Five of the names ahead of him are Naismith Memorial Basketball Hall-of-Famers as well. His 41 over his first two years at UC trail only Ed Jucker, who won national titles in 1961 and 1962, for most at the school, and he has won 20-plus games in six of his last seven seasons.

### CINCINNATI SEASON SUMMARIES

The 2023-24 season saw Cincinnati rattle off four ranked wins out of 22 overall in its first Big 12 campaign. The last of those was a 72-52 win over No. 16 Kansas in the Big 12 Tournament, with the others against No. 12 BYU, No. 15 Texas Tech (both on road) and No. 19 TCU. Dan Skillings Jr. and Aziz Bandaogo gained All-Big 12 Honorable Mention accolades, while John Newman III made the All-Defensive Team. Cincinnati advanced to the NIT Quarterfinals and were 37th in the NET.

Cincinnati's 2022-23 squad claimed its 40th, 20-win season while returning to the postseason with a trip to the NIT Quarterfinals, highlighted by an 81-72 first-round win over Virginia Tech. Cincinnati also improved its league-win total by four games. Miller's squad finished in the top-30 for turnovers for the second-straight season after coming in below 267 the previous two. UC's 77.1 ppg marked its highest since 2001-02 and up 7.7 from Miller's first year. Landers Nolley II produced career-highs in every category en route to First-Team honors, while David DeJulius made the Third-Team for the second-straight year as he finished third nationally in assist-turnover ratio and third in UC single-season history with 192 assists. Cincinnati also broke its three-point records in each of his first two seasons.

The 2021-22 season saw Miller become the first UC coach to start his tenure 5-0, and the fifth win was a 71-51 dismantling of No. 14 Illinois in Kansas City. It marked the Bearcats' largest margin-of-victory over a ranked opponent since 2011. DeJulius earned Third-Team All-AAC honors as well. The team improved in many categories following its 12-11 campaign the year before, including its national rankings in turnovers per game (27 from 267) and field-goal defense (35 from 186) among many others.

Not only that, UC set a program record in the fall semester with a 3.484 GPA, seeing nine student-athletes earn Dean's List accolades as well.

### ALL-CONFERENCE SELECTIONS

Miller has coached 24 All-Conference players over his career, including the below five from Cincinnati. UNCG's Isaiah Miller was a repeat Southern Conference Player of the Year in 2020 and 2021, while Tevon Saddler (2014) and Keyshaun Langley (2020) earned Freshman of the Year honors.

**2024:** Dan Skillings and Aziz Bandaogo (Big 12)

**2023:** Landers Nolley II and David DeJulius (AAC)

**2022:** David DeJulius (AAC)

### NATIONALLY-PRAISED

Regarded as one of the top young coaches in college basketball, Miller built UNC Greensboro into perennial championship and NCAA Tournament contenders, was named as ESPN.com's No. 1 Coach Under 40 in May 2020 and also was tabbed for The Athletic's 40 Under 40 list a year ago. His 185-career wins going into the 2021-22 season also put him in the national lead for coaches under 40, ahead of LSU's Will Wade (177) and New Mexico's Richard Pitino (159).

Miller's collegiate head coach and mentor Roy Williams had high praise for his former player.

"Wes Miller is one of the most outstanding young coaches in our game and what he did at UNC Greensboro makes me believe he is THE most outstanding. As a player at North Carolina he came closer to reaching his full potential than any player I've ever coached. His energy, his determination, his intelligence and his care for young people convinces me that he will continue at that level. I am so happy for him and the University of Cincinnati Basketball program and I look forward to being in the stands!"

### AT UNCG

- The Spartans all-time winningest head coach, Miller totaled 185 wins in 10 seasons with four Southern Conference Regular-Season Championships. Over the last five years, UNCG has five-straight 20-win seasons, two NCAA Tournament appearances, two NIT appearances, two Southern Conference Tournament Championships, 125 wins and 70-20 record in conference play.
- UNCG won 21 games during the 2020-21 season along with the SoCon regular season and tournament championship and earned its second NCAA Tournament appearance in four years.
- The Spartans won 20 or more games in each of the last five seasons, including a program record 29 in 2018-19. Miller led UNCG to NCAA Tournament appearances in 2017-18 and 2020-21.

### AS AN ASSISTANT COACH

- Miller, who also spent the 2010-11 season as an assistant coach at UNCG, also spent two seasons as an assistant coach at Elon and High Point. Miller also ran his own basketball camps in Charlotte and Greensboro for two summers.

## MILLER'S YEARLY COACHING RECORD

SEASON	SCHOOL (CONF.)	OVERALL	LEAGUE (FINISH)	LEAGUE TOURNAMENT	POSTSEASON
2011-12	UNC Greensboro (SoCon)	11-11	10-8 (First, North)	Semifinals	
2012-13	UNC Greensboro (SoCon)	9-22	6-12 (Sixth, North)	Quarterfinals	
2013-14	UNC Greensboro (SoCon)	14-18	7-9 (Sixth)	First Round	
2014-15	UNC Greensboro (SoCon)	11-22	6-12 (Ninth)	Quarterfinals	
2015-16	UNC Greensboro (SoCon)	15-19	10-8 (Sixth)	Quarterfinals	CBI Quarterfinals
2016-17	UNC Greensboro (SoCon)	25-10	14-4 (First)	Runner-Up	NIT First Round
2017-18	UNC Greensboro (SoCon)	27-8	15-3 (First)	Champion	NCAA First Round
2018-19	UNC Greensboro (SoCon)	29-7	15-3 (Second)	Runner-Up	NIT Second Round
2019-20	UNC Greensboro (SoCon)	23-9	13-5 (Third)	Quarterfinals	
2020-21	UNC Greensboro (SoCon)	21-9	13-5 (First)	Champion	NCAA First Round
2021-22	Cincinnati (AAC)	18-15	7-11 (Eighth)	Quarterfinals	
2022-23	Cincinnati (AAC)	23-13	11-7 (Fourth)	Semifinals	NIT Quarterfinals
2023-24	Cincinnati (Big 12)	22-15	7-11 (11th)	Quarterfinals	NIT Quarterfinals
2024-25	Cincinnati (Big 12)	4-0			
Head Coaching Totals		252-178	134-98		

PLAYING DAYS

- In three seasons as a player at North Carolina under Coach Williams, Miller helped the Tar Heels to the national championship in 2005, two Atlantic Coast Conference regular-season championships and one ACC Tournament title.
- He was team captain as a senior in 2006-07, leading UNC to 31 wins and the NCAA Elite 8 as well as the ACC regular-season and tournament titles, and a final No. 3 national ranking.
- A fan favorite at UNC, Miller authored a book entitled The Road to Blue Heaven, which was published as a diary of his experiences as a North Carolina basketball player.
- In addition to his success on the floor, Miller excelled off the court, earning ACC

Academic Honor Roll recognition and the UNC Athletic Director's Scholar Athlete-Award. He earned his degree in political science from North Carolina in 2007.

- Upon his graduation from North Carolina, Miller played one season of professional basketball for the London Capitals of the British Basketball League, where he averaged 19.6 points per game to rank eighth in the league.
- Miller was a prep standout at the New Hampton School in New Hampshire. He earned a scholarship to James Madison University, where he played one season before transferring to North Carolina to become a walk-on for Coach Williams' squad.

MILLER'S RECORD AGAINST ALL OPPONENTS

Opponent	Record	East Carolina	4-5	Jacksonville	1-0	NIIT	1-0	TCU	1-1
Appalachian State	5-2	Eastern Kentucky	1-0	James Madison	1-0	North Carolina A&T	4-2	Temple	2-3
Alabama A&M	1-0	Eastern Michigan	0-1	Johnson & Wales	1-0	North Dakota State	1-0	Tennessee Tech	2-0
Arizona	0-1	Elon	2-8	Kansas	1-2	Norfolk State	1-0	Texas	0-1
Arkansas	0-1	ETSU	9-8	Kansas State	1-0	North Alabama	1-0	Texas Tech	1-0
Arkansas-Pine Bluff	1-0	Eastern Washington	1-0	Kennesaw State	1-0	North Carolina	0-3	Tulane	1-2
Ashland	1-0	Evansville	1-0	Kentucky	0-1	North Carolina Wesleyan	1-0	Tulsa	2-1
Averett	1-0	Ferrum	1-0	La Salle	1-0	Northern Kentucky	3-1	UCF	4-2
Baylor	0-2	Florida A&M	1-0	Lees-McRae	1-0	Ohio	0-1	UIC	1-0
Belmont Abbey	2-0	Florida Gulf Coast	1-0	Liberty	2-0	Ohio State	0-1	UNC-Asheville	1-1
Bradley	1-0	Florida State	0-1	Lipscomb	0-1	Oklahoma	0-1	UNC-Wilmington	2-2
Bryant	3-0	Furman	11-9	Little Rock	1-0	Oklahoma State	0-1	USC Upstate	1-0
BYU	1-0	Georgetown	1-1	Longwood	1-1	Prairie View A&M	1-0	Utah Valley	0-2
Campbell	1-0	Georgia	1-0	Louisiana Tech	2-0	Presbyterian	3-2	VCU	0-1
Chaminade	1-0	Georgia Southern	1-3	Louisville	1-0	Purdue Fort-Wayne	0-1	Vermont	1-0
Chattanooga	14-8	Georgia Tech	1-0	LSU	0-1	Radford	2-0	Virginia	0-2
Chowan	3-0	Gonzaga	0-1	Mars Hill	2-0	Richmond	0-1	Virginia Tech	2-1
Citadel	20-2	Greensboro College	4-0	Memphis	0-4	Rutgers	0-2	VMI	12-2
Clafflin	1-0	High Point	1-4	Mercer	11-4	Samford	17-4	West Virginia	2-1
College of Charleston	2-1	Hofstra	1-0	Merrimack	1-0	San Diego	0-1	Western Carolina	11-9
Coppin State	1-1	Houston	0-8	Miami (FL)	0-1	San Francisco	1-0	Wichita State	3-0
Davidson	0-4	Houston Baptist	1-0	Miami (Ohio)	2-0	South Florida	3-1	William Peace	1-0
Dayton	0-1	Howard	1-0	Monmouth	0-1	SMU	3-1	Winston-Salem	1-0
Delaware	2-0	Illinois	1-0	Montana State	0-1	Southeastern Louisiana	1-0	Winthrop	0-1
Detroit Mercy	2-0	Iowa State	0-1	Morehead State	1-0	Southern Wesleyan	1-0	Wofford	10-12
Duke	0-1	Indiana	0-1	Navy	1-1	Stetson	2-0	Xavier	0-3
Duquense	0-1	Indiana State	0-1	Nicholls	1-0	Syracuse	0-1	Youngstown State	0-1

STARTING BEARCATS

Arkansas-Pine Bluff (W)	James	Skillings	Lukosius	Mitchell	Bandaogo
Morehead State (W)	James	Hickman	Lukosius	Mitchell	Bandaogo
Nicholls (W)	James	Hickman	Lukosius	Mitchell	Bandaogo
at Northern Kentucky (W)	James	Hickman	Lukosius	Mitchell	Bandaogo

## PHOTO ROSTER



**DAN SKILLINGS JR.**  
G • 6-6 • 215 • JR  
Blackwood, N.J.



**DAY DAY THOMAS**  
G • 6-0 • 185 • SR  
Bishopville, S.C.




**JIZZLE JAMES**  
G • 6-1 • 195 • SO  
Orlando, Fla.



**RAYVON GRIFFITH**  
G • 6-7 • 205 • RFR  
Cincinnati, Ohio



**CJ FREDRICK JR.**  
G • 6-3 • 190 • GR  
Cincinnati, Ohio



**CONNOR HICKMAN**  
G • 6-3 • 200 • SR  
Bloomington, Ind.



**JOSH REED**  
G • 6-7 • 220 • JR  
Atlanta, Ga.




**C.J. ANTHONY**  
G • 6-0 • 190 • SR  
Columbus, Ohio



**TYLER BETSEY**  
F • 6-8 • 212 • FR  
Windsor, Conn.



**JJ REMBERT**  
G • 5-11 • 155 • FR  
Queens, N.Y.



**ARRINTEN PAGE**  
F • 6-11 • 245 • SO  
Atlanta, Ga.



**DILLON MITCHELL**  
F • 6-8 • 205 • JR  
Tampa, Fla.



**TYLER MCKINLEY**  
F • 6-9 • 220 • FR  
Cincinnati, Ohio



**SIMAS LUKOŠIUS**  
G • 6-8 • 225 • SR  
Kaunas, Lithuania



**AZIZ BANDAOGO**  
F • 7-0 • 235 • SR  
Dakar, Senegal



**HALVINE DZELLAT**  
F • 6-10 • 225 • FR  
Blois, France



**WES MILLER**  
Head Coach  
Fourth Season



**CHAD DOLLAR**  
Assoc. Head Coach  
Fourth Season



**ANDRE MORGAN**  
Assistant Coach  
Fourth Season



**DREW ADAMS**  
Assistant Coach  
Third Season



**TIM BUCKLEY**  
Assistant Coach  
First Season



**JAYLEN STOWE**  
Assistant Coach  
First Season



**BILL COMAR**  
Chief of Staff  
First Season



**ASHLEY HECIMOVICH**  
Exec. Asst. to HC  
First Season





# #0 DAN SKILLINGS JR.

GUARD • 6-6 • 215 • JUNIOR • BLACKWOOD, N.J. (ROMAN CATHOLIC HS)

- All-Big 12 Honorable Mention and averaged 16.4 ppg over his final eight contests
- UC's leading scorer overall (12.9 ppg) and Big 12 regular season play (12.8 ppg)
- Scored 13 points and tied career-high with four assists against WVU in first round of Big 12 Championships
- Gameday scratch against K-State on March 2 due to hip injury
- No. 5 SportsCenter play following Texas game for his driving dunk and-one
- Earned first-career start in win at No. 12 BYU, scoring team's first points as well
- 29 points against Stetson were most by a UC reserve since Tony Bobbitt in 2002; also had 25 against NKU
- Named by Jon Rothstein as one of the nation's 20 under-the-radar breakout players for 2023-24
- Finished with a career-high 20 points in AAC Quarterfinals vs. hometown Temple; team is 20-7 when he hits double-figures for his career (16-7 this year)
- Did not play organized basketball until the ninth grade
- Discovered by Wes Miller as he pulled down three-straight offensive rebounds at an AAU game
- Highest-touted recruit out of Wes Miller's first freshman signing class
- Added 15 lbs to his frame over first summer at UC
- Says defensive improvement for this season is where he jumped the most in offseason, to "help our team the most and our coaches"

## 2024-25 (JUNIOR)

Opponent	Min	FG-FGA	3FG-FGA	FT-FTA	Off-Def-Tot	PF	A	TO	Blk	Stl	Pts
Arkansas-Pine Bluff*	23	6-11	1-3	4-4	5-6-11	0	4	2	1	1	17
Morehead State				DNP							
Nicholls				DNP							
at Northern Kentucky				DNP							



## SEASON & CAREER STATISTICS

2024-25 SEASON		CAREER
17 vs. UAPB, 11/4/24	Pts	29 vs. Stetson, 12/22/23
6 vs. UAPB, 11/4/24	FG Made	11 vs. Stetson, 12/22/23
11 vs. UAPB, 11/4/24	FG Atts	23 vs. Kansas, 3/13/24
1 vs. UAPB, 11/4/24	3PT-FG Made	4, 2x, last at Baylor, 1/13/24
3 vs. UAPB, 11/4/24	3PT-FG Atts	9 at West Virginia, 1/31/24
4 vs. UAPB, 11/4/24	FT Made	7 vs. Bryant, 12/12/23
4 vs. UAPB, 11/4/24	FT Atts	8, 5x, last vs. Bradley, 3/23/24
11 vs. UAPB, 11/4/24	Rebs	13 vs. Bryant, 12/4/22
4 vs. UAPB, 11/4/24	Assts	4, 3x, last vs. UAPB, 11/4/24
1 vs. UAPB, 11/4/24	Stls	4 vs. Baylor, 3/14/24
1 vs. UAPB, 11/4/24	Blks	3, 2x, last at Texas Tech, 2/3/24
23 vs. UAPB, 11/4/24	Mins	37 vs. West Virginia, 3/12/24
^ Big 12 Championships		

## MISCELLANEOUS STATISTICS

CATEGORY	2022-23	2023-24	2024-25	CAREER
Double-Figure Scoring Games	4	25	1	30
Double-Figure Rebounding Games	1	5	1	7
Double-Double Games	1	3	1	5
20-Point Scoring Games	1	6	0	7
Games Led UC in Scoring	0	12	0	12
Games Led UC in Rebounding	1	7	1	9
Games Led UC in Assists	0	2	0	2
Games With 3+ Assists	1	4	1	6
Games With 3+ Blocks	1	1	0	2
Games With 3+ Steals	1	2	0	3
Games With 3+ Three-Pointers	2	6	0	8

## CAREER STATISTICS

YEAR	GP-GS	TOTAL			3-PTERS		REBOUNDS									
		MIN-AVG	FG-FGA	PCT	FG-FGA	PCT	FT-FTA	PCT	OFF-DEF-TOT	AVG	PF-FO	AST	TO	BLK	STL	PTS-AVG
2022-23	35-0	510-14.6	71-187	.380	19-74	.257	23-38	.605	32-83-115	3.3	42-0	20	30	15	12	184-5.3
2023-24	36-15	1002-27.8	173-411	.421	40-141	.284	79-118	.669	88-144-232	6.4	68-1	56	60	25	33	465-12.9
2024-25	1-1	23-22.6	6-11	.545	1-3	.333	4-4	1.000	5-6-11	11.0	0-0	4	2	1	1	17-17.0
TOTALS	72-16	1535-21.3	250-609	.411	60-218	.275	106-160	.663	125-233-358	5.0	110-1	80	92	41	46	666-9.3





# #1 DAY DAY THOMAS

GUARD • 6-1 • 190 • SENIOR • BISHOPVILLE, S.C. (KILGORE COLLEGE)

- Missed first three games after Oct. 22 foot injury; immediately had deflection that led to a steal and assisted on a Mitchell dunk his first two possessions at NKU
- Suffered broken foot in OT against San Francisco and had similar preseason injury
- Erupted for a career-best 29 points, making a career-high 7 3-pointers (on 10 attempts), including back-to-back 3s with two minutes left to give UC the lead and the game-clinching trey with 12 seconds left in the win over West Virginia in the first round of the Big 12 Championships.
- Team leader in steals (61) last year
- 5th Bearcat since 2010 with 5 rebounds, 5 assists and 5 steals in a game
- First to open UC career with four-straight double-figure scoring games since Kyle Washington's eight in 2016-17
- First newcomer to lead UC in scoring of season opener since Sean Kilpatrick in 2010
- No. 4 junior-college prospect by JucoRecruiting.com
- Held one Division I offer (Presbyterian College) out of high school
- Lightning-speed with team-high 2.94 3/4 court sprint time
- Previously played at Lee Central and Ridge View HS in South Carolina

2024-25 (SENIOR)

Opponent	Min	FG-FGA	3FG-FGA	FT-FTA	Off-Def-Tot	PF	A	TO	Blk	Stl	Pts
Missed first three games due to Oct. 22 foot injury											
at Northern Kentucky	14	1-5	0-1	0-0	0-2-2	0	4	3	1	0	2



SEASON & CAREER STATISTICS

2023-24 SEASON		CAREER
29 vs. WVU 3/12/24^	Pts	29 vs. WVU 3/12/24^
10 vs. WVU 3/12/24^	FG Made	10 vs. WVU 3/12/24^
18 vs. WVU 3/12/24^	FG Atts	18 vs. WVU 3/12/24^3
7 vs. WVU 3/12/24^	3PT-FG Made	7 vs. WVU 3/12/24^
10 vs. WVU 3/12/24^	3PT-FG Atts	10 vs. WVU 3/12/24^
5, 4x, last at TCU, 2/24/24	FT Made	5, 4x, last at TCU, 2/24/24
7 vs. Stetson, 12/22/23	FT Atts	7 vs. Stetson, 12/22/23
5 at Howard, 11/28/23	Rebs	5 at Howard, 11/28/23
8 vs. San Francisco, 3/20/24	Assts	8 vs. San Francisco, 3/20/24
5 vs. West Virginia, 3/9/24	Stls	5 vs. West Virginia, 3/9/24
2, 2x, last at Texas Tech, 2/3/24	Blks	2, 2x, last at Texas Tech, 2/3/24
34 vs. WVU 3/12/24^	Mins	34 vs. WVU 3/12/24^
^ Big 12 Championships		

MISCELLANEOUS STATISTICS

CATEGORY	2023-24	2024-25	CAREER
Double-Figure Scoring Games	14	0	14
Double-Figure Rebounding Games	0	0	0
Double-Double Games	0	0	0
20-Point Scoring Games	3	0	3
Games Led Team in Scoring	2	0	2
Games Led Team in Rebounding	0	0	0
Games Led Team in Assists	16	0	16
Games With 3+ Assists	21	1	21
Games With 3+ Blocks	0	0	0
Games With 3+ Steals	9	0	9
Games With 3+ Three-Pointers	2	0	2

CAREER STATISTICS

	TOTAL				3-PTERS		REBOUNDS									
YEAR	GP-GS	MIN-AVG	FG-FGA	PCT	FG-FGA	PCT	FT-FTA	PCTOFF	DEF-TOT	AVG	PF-FO	AST	TO	BLK	STL	PTS-AVG
2023-24	35-35	933-26.7	134-345	.388	35-125	.280	60-74	.811	13-71-84	2.4	67-3	116	74	6	61	363-10.4
2024-25	1-0	14-13.5	1-5	.200	0-1	.000	0-0	.000	0-2-2	2.0	0-0	4	3	1	0	2-2.0
TOTALS	36-35	946-26.3	135-350	.386	35-126	.278	60-74	.811	13-73-86	2.4	67-3	120	77	7	61	365-10.1



# #2 JIZZLE JAMES

GUARD • 6-3 • 205 • SOPHOMORE • ORLANDO, FLA. (OLYMPIA HS)

- Opened season with career-high 10 assists; first point-assist double-double since David DeJulius in Jan. 2023 against ECU
- Highest max vertical jump on the team at 44"
- Torched Bradley for career-high 25 points in his first-career start; also played career-high 38 minutes (previous was 28)
- Credits Day Day Thomas and John Newman III as teammates who have contributed to his success
- Seventh UC freshman to average 7.0-plus ppg since 2010, with each of the previous six all making the NBA
- 12 of his 16 double-digit scoring games in 2023-24 come in Big 12 or postseason play
- Team and career-high 19 points off bench at Xavier
- Six turnovers in first two games (32 minutes), 21 in the 23 games that followed
- No. 52 prospect in his class, including ninth-best point guard
- Son of 11-year NFL running back and Pro Football Hall of Famer Edgerrin James
- Full legal name is Edgerrin James Jr.
- Brother, Eden, is an All-MEAC running back at Howard, including rushing for 177 yards at Northwestern this season



2024-25 (SOPHOMORE)

Opponent	Min	FG-FGA	3FG-FGA	FT-FTA	Off-Def-Tot	PF	A	TO	Blk	Stl	Pts
Arkansas-Pine Bluff*	26	5-12	1-3	1-3	2-5-7	0	10	1	0	1	12
Morehead State*	25	6-10	2-3	0-0	0-1-1	0	2	1	0	0	14
Nicholls*	28	8-11	1-3	2-2	0-6-6	0	4	4	1	1	19
at Northern Kentucky*	26	5-12	1-2	0-0	1-1-2	3	6	2	1	3	11

SEASON & CAREER STATISTICS

2024-25 SEASON		CAREER
19 vs. Nicholls, 11/15/24	Pts	25 vs. Bradley, 3/23/24
8 vs. Nicholls, 11/15/24	FG Made	11 vs. Bradley, 3/23/24
12, 2x, last at NKU, 11/19/24	FG Atts	23 at Indiana State, 3/26/24
2 vs. Morehead State, 11/8/24	3PT-FG Made	4 vs. Iowa State, 2/13/24
3, 3x, last vs. Nicholls, 11/15/24	3PT-FG Atts	6, 2x, last vs. San Fran., 3/20/24
1 vs. UAPB, 11/4/24	FT Made	6 vs. EWU, 11/12/23
3 vs. UAPB, 11/4/24	FT Atts	7 vs. EWU, 11/12/23
7 vs. UAPB, 11/4/24	Rebs	5 vs. Iowa State, 2/13/24
10 vs. UAPB, 11/4/24	Assists	10 vs. UAPB, 11/4/24
3 at Northern Kentucky, 11/19/24	Stls	3 at Northern Kentucky, 11/19/24
--	Blks	1, 8x, last vs. Bradley, 3/23/24
28 vs. Nicholls, 11/15/24	Mins	39 at Indiana State, 3/26/24

MISCELLANEOUS STATISTICS

CATEGORY	2023-24	2024-25	CAREER
Double-Figure Scoring Games	16	4	20
Double-Figure Rebounding Games	0	0	0
Double-Double Games	0	1	1
20-Point Scoring Games	2	0	2
Games Led Team in Scoring	3	2	5
Games Led Team in Rebounding	0	0	0
Games Led Team in Assists	4	2	6
Games With 3+ Assists	15	3	18
Games With 3+ Blocks	0	0	0
Games With 3+ Steals	0	1	1
Games With 3+ Three-Pointers	1	0	1

CAREER STATISTICS

YEAR	GP-GS	MIN-AVG	TOTAL		3-PTERS		FT-FTA	REBOUNDS		PF-FO	AST	TO	BLK	STL	PTS-AVG
			FG-FGA	PCT	FG-FGA	PCT		PCT	OFF-DEF-TOT						
2023-24	37-2	712-19.3	132-305	.433	23-80	.288	39-50	.780	23-47-70	1.9	39-0	76	43	8	326-8.8
2024-25	4-4	106-26.6	24-45	.533	5-11	.455	3-5	.600	3-13-16	4.0	3-0	22	8	2	56-14.0
TOTALS	41-6	819-20.0	156-350	.446	28-91	.308	42-55	.764	26-60-86	2.1	42-0	98	51	10	382-9.3



# #3 RAYVON GRIFFITH

GUARD • 6-6 • 210 • R-FRESHMAN • CINCINNATI, OHIO (COMPASS PREP)

- Team's top rebounder in the summer, per Wes Miller
- Originally attended Taft HS on Cincinnati's West End before moving to Compass Prep in Arizona for senior year
- UC's first commit of his class
- Rated No. 11 small forward and No. 54 overall prospect by 247Sports
- Led Taft to state title as a senior

2024-25 (RS FRESHMAN)

Opponent	Min	FG-FGA	3FG-FGA	FT-FTA	Off-Def-Tot	PF	A	TO	Blk	Stl	Pts
Arkansas-Pine Bluff	8	2-5	1-3	3-3	0-0-0	1	0	0	0	0	8
Morehead State	9	0-2	0-2	0-0	0-0-0	3	0	1	0	0	0
Nicholls	14	0-3	0-3	2-2	2-0-2	1	2	0	2	0	2
at Northern Kentucky				DNP							



SEASON & CAREER STATISTICS

2024-25 SEASON			CAREER	
8 vs. UAPB, 11/4/24	Pts		8 vs. UAPB, 11/4/24	
2 vs. UAPB, 11/4/24	FG Made		2 vs. UAPB, 11/4/24	
5 vs. UAPB, 11/4/24	FG Atts		5 vs. UAPB, 11/4/24	
1 vs. UAPB, 11/4/24	3PT-FG Made		1 vs. UAPB, 11/4/24	
3, 2x, last vs. Nicholls, 11/15/24	3PT-FG Atts	3, 2x, last vs. Nicholls, 11/15/24		
3 vs. UAPB, 11/4/24	FT Made		3 vs. UAPB, 11/4/24	
3 vs. UAPB, 11/4/24	FT Atts		3 vs. UAPB, 11/4/24	
2 vs. Nicholls, 11/15/24	Rebs		2 vs. Nicholls, 11/15/24	
2 vs. Nicholls, 11/15/24	Assts		2 vs. Nicholls, 11/15/24	
--	Stls		--	
2 vs. Nicholls, 11/15/24	Blks		2 vs. Nicholls, 11/15/24	
14 vs. Nicholls, 11/15/24	Mins		14 vs. Nicholls, 11/15/24	

MISCELLANEOUS STATISTICS

CATEGORY	2024-25	CAREER
Double-Figure Scoring Games	0	0
Double-Figure Rebounding Games	0	0
Double-Double Games	0	0
20-Point Scoring Games	0	0
Games Led Team in Scoring	0	0
Games Led Team in Rebounding	0	0
Games Led Team in Assists	0	0
Games With 3+ Assists	0	0
Games With 3+ Blocks	0	0
Games With 3+ Steals	0	0
Games With 3+ Three-Pointers	0	0

CAREER STATISTICS

YEAR	GP-GS	MIN-AVG	TOTAL		3-PTERS		FT-FTA	REBOUNDS		PF-FO	AST	TO	BLK	STL	PTS-AVG
			FG-FGA	PCT	FG-FGA	PCT		PCT	OFF-DEF-TOT						
2023-24															
2024-25	3-0	30-10.1	2-10	.200	1-8	.125	5-5	1.000	2-0-2	0.7	5-0	2	1	2	10-3.3
TOTALS	3-0	30-10.1	2-10	.200	1-8	.125	5-5	1.000	2-0-2	0.7	5-0	2	1	2	10-3.3





# #5 CJ FREDRICK JR.

GUARD • 6-3 • 185 • GRAD • CINCINNATI, OHIO (KENTUCKY)

- Missed final 11 games of 2023-24 due to injury, as well as 11 of 12 previously
- Brought a 113-52 record into this season between Iowa and Kentucky, including four NCAA appearances (Iowa was top-25 before COVID pause)
- Missed a combined seven games in 2022-23 for hand and rib injuries
- Missed 2021-22 season at Kentucky due to hamstring injury
- Scored in double-figures four times over five-game SEC stretch in 2022-23
- Kentucky was 6-0 when he made 3 or more treys, including three in SEC play, and UC is 5-0 this year when it happens
- Topped the Big Ten with a 46.1% clip (47 of 102) from 3-point range as a true freshman at Iowa in 2019-20
- Attended same high school (Covington Catholic in Ky.) as UC assistant coach Jake Thelen
- Earned 2018 Kentucky Gatorade Player of the Year award among many accolades in high school
- Engaged to Blair Green, a four-year basketball letterwinner at Kentucky who started every game last season

2024-25 (GRAD/SEVENTH SEASON)

Opponent	Min	FG-FGA	3FG-FGA	FT-FTA	Off-Def-Tot	PF	A	TO	Blk	Stl	Pts
Arkansas-Pine Bluff	15	1-2	1-1	0-0	0-1-1	0	1	0	0	0	3
Morehead State	21	1-3	1-3	2-2	0-0-0	0	1	0	0	1	5
Nicholls	4	0-0	0-0	0-0	0-0-0	0	0	0	0	0	0
at Northern Kentucky	2	0-0	0-0	0-0	0-0-0	0	0	0	0	0	0



SEASON & CAREER STATISTICS

2024-25 SEASON			CAREER		
3 vs. UAPB, 11/4/24	Pts	23	at Minnesota, 12/25/20		
1 vs. UAPB, 11/4/24	FG Made	8	vs. North Carolina, 12/8/20		
3 vs. Morehead State, 11/8/24	FG Atts	12, 2x, last vs. Texas A&M, 1/21/23			
1, 2x, last vs. M'head State, 11/8/24	PT-FG Made	5, 4x, last vs. FGCU, 12/3/23			
3 vs. Morehead State, 11/8/24	3PT-FG Atts	10	vs. Texas A&M, 1/21/23		
2 vs. Morehead State, 11/8/24	FT Made	6, 3x, last vs. Howard, 11/7/22			
2 vs. Morehead State, 11/8/24	FT Atts	8	vs. Cincinnati, 12/21/19		
1 vs. UAPB, 11/4/24	Rebs	5	vs. Oral Roberts, 11/15/19		
1 vs. UAPB, 11/4/24	Assts	7	vs. Stetson, 12/22/23		
1 vs. Morehead State, 11/8/24	Stls	4	vs. S.C. State, 11/17/22		
--	Blks	1, 10x, last vs. UIC, 11/6/23			
21 vs. Morehead State, 11/8/24	Mins	39	at Minnesota, 12/25/20		

MISCELLANEOUS STATISTICS

CATEGORY	19-20	20-21	21-22	22-23	23-24	24-25	CAREER
Double-Figure Scoring Games	13	6	-	10	5	0	34
Double-Figure Rebounding Games	0	0	-	0	0	0	0
Double-Double Games	0	0	-	0	0	0	0
20-Point Scoring Games	3	2	-	1	0	0	6
Games Led UC in Scoring	-	-	-	-	2	0	2
Games Led UC in Rebounding	-	-	-	-	-	0	-
Games Led UC in Assists	-	-	-	-	1	0	1
Games With 3+ Assists	14	7	-	6	3	0	30
Games With 3+ Blocks	0	0	-	0	0	0	0
Games With 3+ Steals	0	0	-	1	0	0	1
Games With 3+ Three-Pointers	6	6	-	6	4	0	22

CAREER STATISTICS

YEAR	GP-GS	MIN-AVG	TOTAL		3-PTERS		REBOUNDS							AST	TO	BLK	STL	PTS-AVG
			FG-FGA	PCT	FG-FGA	PCT	FT-FTA	PCT	OFF-DEF-TOT	AVG	PF-FO							
2018-19^									REDSHIRTED									
2019-20^	25-25	715-28.6	87-180	.483	47-102	.461	35-44	.795	16-32-48	1.9	43-0	69	32	5	17	256-10.2		
2020-21^	27-27	666-24.7	72-152	.474	36-76	.474	23-34	.676	5-24-29	1.1	25-0	52	10	4	10	203-7.5		
2021-22&									DNP - MEDICAL REDSHIRT									
2022-23&	27-15	601-22.3	54-154	.351	34-107	.318	22-24	.917	6-15-21	0.8	30-0	41	14	0	14	164-6.1		
2023-24	15-10	309-20.6	30-72	.417	23-54	.426	8-11	.727	4-11-15	1.0	18-0	23	5	1	3	91-6.1		
2024-25	4-0	43-10.6	2-5	.400	2-4	.500	2-2	1.000	0-1-1	0.3	0-0	2	0	0	1	8-2.0		
TOTALS	98-77	2335-23.8	245-563	.435	142-343	.414	90-115	.783	31-83-114	1.2	116-0	187	61	10	45	722-7.4		

^Iowa, & Kentucky  
2024-25 CINCINNATI MEN'S BASKETBALL





# #8 CONNOR HICKMAN

GUARD • 6-3 • 200 • SENIOR • BLOOMINGTON, IND. (BRADLEY)

- Set UC's program record with 31 reps on the 185 bench this summer
- Scored 14 points, all in the first half, at Cincinnati in the NIT
- Played under current UC assistant Drew Adams his freshman year at Bradley
- Brother, Garrett, was an offensive lineman at Indiana State

2024-25 (SENIOR)

Opponent	Min	FG-FGA	3FG-FGA	FT-FTA	Off-Def-Tot	PF	A	TO	Blk	Stl	Pts
Arkansas-Pine Bluff	23	5-6	3-4	0-0	2-2-4	2	2	1	0	2	13
Morehead State*	25	1-5	0-3	0-1	0-2-2	3	1	1	1	0	2
Nicholls*	26	2-7	0-3	0-0	0-3-3	0	3	0	0	1	4
at Northern Kentucky*	27	4-7	2-5	0-0	0-1-1	1	1	1	0	2	10

2023-24 (JUNIOR, BRADLEY)

Opponent	Min	FG-FGA	3FG-FGA	FT-FTA	Off-Def-Tot	PF	A	TO	Blk	Stl	Pts
UAB	37	3-8	2-6	0-0	0-1-1	2	3	5	0	0	8
Utah State	39	8-15	2-7	3-4	2-6-8	1	4	5	0	0	21
Tarleton State	33	3-4	1-2	0-0	0-2-2	1	6	1	0	3	7
Tulane	33	5-13	2-6	0-3	1-2-3	1	2	3	0	0	12
UTEP	36	5-12	2-6	4-4	1-0-1	2	1	1	0	1	16
Vermont	32	5-10	3-6	1-2	0-3-3	1	6	1	0	2	14
Murray State	31	3-10	3-7	2-3	0-2-2	3	3	1	0	1	11
Indiana State	31	7-14	3-6	2-4	0-3-3	0	1	0	0	3	19
Truman State	17	0-2	0-2	2-2	0-0-0	1	3	1	0	1	2
Valparaiso	29	10-16	6-9	2-2	0-5-5	3	1	2	0	3	28
Missouri State	33	9-18	6-11	1-3	0-6-6	0	2	1	0	1	25
Evansville	28	4-7	1-3	0-0	0-4-4	1	5	1	0	3	9
UIC	32	7-11	3-7	5-6	1-1-2	1	4	1	0	0	22
Southern Illinois	35	6-12	2-4	1-1	0-2-2	3	1	3	1	1	15
Belmont	27	5-12	1-5	2-2	0-1-1	0	4	0	0	1	13
Murray State	35	4-10	2-7	2-2	1-2-3	0	4	0	0	4	12
Indiana State	39	5-13	2-7	1-2	0-3-3	0	2	3	0	0	13
Northern Iowa	35	9-14	4-9	0-0	0-2-2	0	3	1	0	1	22
Illinois State	35	4-9	2-5	0-0	0-4-4	1	3	1	1	0	10
Evansville	32	5-12	4-7	0-0	1-2-3	3	5	2	0	0	14
Drake	35	6-13	0-3	3-6	0-3-3	1	3	0	0	0	15
UIC	34	3-11	2-5	2-2	1-5-6	3	3	2	0	3	10
Northern Iowa	33	8-16	3-9	3-4	1-2-3	0	2	5	0	1	22
Missouri State	31	4-11	2-5	0-0	0-5-5	3	5	1	0	0	10
Illinois State	32	2-11	1-7	0-0	0-6-6	0	2	1	1	1	5
Southern Illinois	32	5-9	1-2	6-6	3-5-8	2	5	1	0	5	17
Drake	33	3-10	2-4	0-0	0-1-1	1	2	4	1	0	8
UIC	25	7-11	6-9	0-2	0-5-5	2	2	4	1	1	20
Drake	32	8-16	3-7	2-2	0-2-2	3	0	3	0	0	21
Loyola (IL)	35	5-9	1-4	3-5	1-4-5	3	2	2	0	0	14
Cincinnati	31	6-12	2-7	0-0	0-3-3	1	2	2	0	1	14



SEASON & CAREER STATISTICS

2024-25 SEASON		Career
13 vs. UAPB, 11/4/24	Pts	28 at Valparaiso, 1/3/24
5 vs. UAPB, 11/4/24	FG Made	10 at Valparaiso, 1/3/24
7 vs. Nicholls, 11/15/24	FG Atts	18 vs. Missouri State, 1/6/24
3 vs. UAPB, 11/4/24	3PT-FG Made	6, 3x, last vs. UIC, 3/8/24
4 vs. UAPB, 11/4/24	3PT-FG Atts	11 vs. Missouri State, 1/6/24
--	FT Made	6 vs. Southern Illinois, 2/28/24
--	FT Atts	8 vs. St. Joe's, 12/18/21
4 vs. UAPB, 11/4/24	Rebs	8, 2x, last vs. So. Illinois, 2/28/24
3 vs. Nicholls, 11/15/24	Assts	9 at Missouri State, 12/3/22
2 vs. UAPB, 11/4/24	Stls	5 vs. Southern Illinois, 2/28/24
--	Blks	2 vs. Northern Iowa, 3/3/23
26 vs. Nicholls, 11/15/24	Mins	40 vs. Illinois State, 1/25/23

MISCELLANEOUS STATISTICS

CATEGORY	21-22	22-23	23-24	24-25	CAREER
Double-Figure Scoring Games	9	13	25	2	49
Double-Figure Rebounding Games	0	0	0	0	0
Double-Double Games	0	0	0	0	0
20-Point Scoring Games	0	0	8	0	8
Games Led UC in Scoring				0	
Games Led UC in Rebounding				0	
Games Led UC in Assists				0	
Games With 3+ Assists	3	12	17	1	33
Games With 3+ Blocks	0	0	0	0	0
Games With 3+ Steals	1	1	7	0	9
Games With 3+ 3-Pointers	4	7	11	1	23

CAREER STATISTICS

YEAR	GP-GS	TOTAL			3-PTERS			REBOUNDS						
		MIN-AVG	FG-FGA	PCT	FG-FGA	PCT	FT-FTA	PCTOFF-DEF-TOT	AVG	PF-FO	AST	TO	BLK	STL PTS-AVG
2021-22*	31-23	720-23.2	76-184	.413	34-91	.374	26-31	.839	18-54-72	2.3	64-0	35	34	5 18 212-6.8
2022-23*	34-34	1032-30.4	110-277	.397	48-143	.336	24-42	.571	10-90-100	2.9	73-0	71	56	7 27 292-8.6
2023-24*	31-30	1002-32.3	164-351	.467	74-184	.402	47-67	.701	13-92-105	3.4	43-0	91	58	5 37 449-14.5
2024-25	4-3	101-25.2	12-25	.480	5-15	.333	0-1	.000	2-8-10	2.5	6-0	7	3	1 5 29-7.3
TOTALS	100-90	2858-28.6	362-837	.432	161-433	.372	97-141	.688	43-244-287	2.9	186-0	204	151	18 87 982-9.8

\*Bradley



# #10 JOSH REED

GUARD • 6-7 • 220 • JUNIOR • ATLANTA, GA. (PACE ACADEMY)

- 19 minutes against K-State were his most in any conference game for his career
- Defensive specialist who led UC with +25 off bench against Evansville, playing most of second half and pulling them from 58 percent shooting to 22 percent in that period
- Career-highs of 12 boards in 25 minutes against Detroit Mercy in 2023-24
- Mother, Chenoah (formerly Turner), led South Fla. in blocked shots in 1989-90
- Graded as top defender in Xavier and Wichita State games, something Wes Miller remarked has been extremely rare for a freshman in his coaching career
- Member of the Rivals Top 150 out of high school
- Two-time state champion, arriving on scene early as Freshman of the Year

2024-25 (JUNIOR)

Opponent	Min	FG-FGA	3FG-FGA	FT-FTA	Off-Def-Tot	PF	A	TO	Blk	Stl	Pts
Arkansas-Pine Bluff	7	0-0	0-0	0-0	0-0-0	0	1	0	0	1	0
Morehead State	12	1-4	0-1	0-0	0-2-2	1	3	0	1	0	2
Nicholls	20	3-4	2-3	0-0	2-3-5	0	1	1	1	1	8
at Northern Kentucky	12	0-1	0-0	0-0	0-1-1	1	1	0	0	0	0



SEASON & CAREER STATISTICS

2024-25 SEASON			CAREER	
8 vs. Nicholls, 11/15/24	Pts		10 vs. Bryant, 12/4/22	
3 vs. Nicholls, 11/15/24	FG Made		4 vs. Bryant, 12/4/22	
4, 2x, last vs. Nicholls, 11/15/24	FG Atts	5, 2x, last vs. Miami, 12/14/22		
2 vs. Nicholls, 11/15/24	3PT-FG Made	3 vs. ECU, 1/11/23		
3 vs. Nicholls, 11/15/24	3PT-FG Atts	3, 2x, last vs. Nicholls, 11/15/24		
--	FT Made	2 vs. Ohio State, 11/22/22		
--	FT Atts	2, 2x, last vs. Ohio State, 11/22/22		
5 vs. Nicholls, 11/15/24	Rebs	12 vs. Detroit Mercy, 11/10/23		
3 vs. Morehead State, 11/8/24	Assts	4 vs. Detroit Mercy, 11/10/23		
1, 2x, last vs. Nicholls, 11/15/24	Stls	2, 4x, last vs. WVU, 3/9/24		
1, 2x, last vs. Nicholls, 11/15/24	Blks	2 vs. Bryant, 12/4/22		
20 vs. Nicholls, 11/15/24	Mins	25 vs. Detroit Mercy, 11/10/23		

MISCELLANEOUS STATISTICS

CATEGORY	2022-23	2023-24	2024-25	CAREER
Double-Figure Scoring Games	1	0	0	1
Double-Figure Rebounding Games	0	1	0	1
Double-Double Games	0	0	0	0
20-Point Scoring Games	0	0	0	0
Games Led Team in Scoring	0	0	0	0
Games Led Team in Rebounding	1	1	0	2
Games Led Team in Assists	0	0	0	0
Games With 3+ Assists	0	1	1	2
Games With 3+ Blocks	0	0	0	0
Games With 3+ Steals	0	0	0	0
Games With 3+ Three-Pointers	1	0	0	1

CAREER STATISTICS

YEAR	GP-GS	MIN7-AVG	TOTAL		3-PTERS		FT-FTA	REBOUNDS			PF-FO	AST	TO	BLK	STL	PTS-AVG
			FG-FGA	PCT	FG-FGA	PCT		PCT	OFF-DEF-TOT	AVG						
2022-23	29-0	233-8.0	15-44	.341	10-25	.400	3-8	.375	19-30-49	1.7	13-0	7	6	6	2	43-1.5
2023-24	35-0	383-11.0	24-65	.369	13-42	.310	8-11	.727	23-46-69	2.0	33-0	18	14	4	16	69-2.0
2024-25	4-0	51-12.8	4-9	.444	2-4	.500	0-0	.000	2-6-8	2.0	2-0	6	1	2	2	10-2.5
TOTALS	68-0	668-9.8	43-118	.364	25-71	.352	11-19	.579	44-82-126	1.9	48-0	31	21	12	20	122-1.8



# #11 C.J. ANTHONY

GUARD • 6-0 • 195 • SENIOR • COLUMBUS, OHIO (PUTNAM SCIENCE ACADEMY)

- Walk-on; only remaining member of Wes Miller's first team in 2021-22
- Has earned recognition in offseason for improvement; could see more minutes

2023-24 (JUNIOR SEASON)

Opponent	Min	FG-FGA	3FG-FGA	FT-FTA	Off-Def-Tot	PF	A	TO	Blk	Stl	Pts
UIC				DNP							
Detroit Mercy	8	2-5	0-1		2-2-4	1	1	1	0	0	4
Eastern Washington				DNP							
Northern Kentucky	1	0-0	0-0	0-0	0-0-0	0	0	0	0	0	0
Georgia Tech	7	0-3	0-3	3-4	1-1-2	0	1	0	0	0	3
at Howard				DNP							
Florida Gulf Coast	5	2-4	2-4	2-2	0-1-1	0	0	0	0	1	8
at Xavier				DNP							
Bryant	1	0-1	0-0	0-0	0-0-0	0	0	0	0	0	0
vs. Dayton				DNP							
Merrimack				DNP							
Stetson				DNP							
Evansville				DNP							
at (12) BYU				DNP							
(25) Texas				DNP							
at (14) Baylor				DNP							
(19) TCU				DNP							
(15) Oklahoma	0+	0-0	0-0	0-0	0-0-0	0	0	0	0	0	0
at (7) Kansas				DNP							
UCF				DNP							
at West Virginia				DNP							
at (15) Texas Tech				DNP							
(5) Houston				DNP							
(10) Iowa State				DNP							
at UCF				DNP							
Oklahoma State				DNP							
at TCU	2	0-0	0-0	0-0	0-0-0	0	0	1	0	0	0
at (1) Houston				DNP							
Kansas State				DNP							
at Oklahoma				DNP							
West Virginia	1	0-0	0-0	0-0	0-0-0	0	1	0	0	0	0
vs. West Virginia				DNP							
vs. (16) Kansas	1	0-0	0-0	0-0	0-0-0	0	0	0	0	0	0
vs. (14) Baylor				DNP							
San Francisco (NIT)				DNP							
Bradley (NIT)	2	0-2	0-1	0-0	0-0-0	1	0	0	0	0	0
at Indiana State (NIT)	0+	0-0	0-0	0-0	0-0-0	0	0	0	0	0	0



SEASON & CAREER STATISTICS

2023-24 SEASON			CAREER	
8 vs. FGCU, 12/3/23	Pts		8 vs. FGCU, 12/3/23	
2, 2x, last vs. FGCU, 12/3/23	FG Made	2, 2x, last vs. FGCU, 12/3/23		
5 vs. Detroit Mercy, 11/10/23	FG Atts	5 vs. Detroit Mercy, 11/10/23		
2 vs. FGCU, 12/3/23	3PT-FG Made	2 vs. FGCU, 12/3/23		
4 vs. FGCU, 12/3/23	3PT-FG Atts	4 vs. FGCU, 12/3/23		
3 vs. Georgia Tech, 11/22/23	FT Made	3 vs. Georgia Tech, 11/22/23		
4 vs. Georgia Tech, 11/22/23	FT Atts	4 vs. Georgia Tech, 11/22/23		
4 vs. Detroit Mercy, 11/10/23	Rebs	4 vs. Detroit Mercy, 11/10/23		
1, 3x vs. WVU, 3/9/24	Assts	1, 8x, last vs. WVU, 3/9/24		
1 vs. FGCU, 12/3/23	Stls	1 vs. FGCU, 12/3/23		
--	Blks	--		
8 vs. Detroit Mercy, 11/10/23	Mins	8 vs. Detroit Mercy, 11/10/23		

MISCELLANEOUS STATISTICS

CATEGORY	2021-22	2022-23	2023-24	CAREER
Double-Figure Scoring Games	0	0	0	0
Double-Figure Rebounding Games	0	0	0	0
Double-Double Games	0	0	0	0
20-Point Scoring Games	0	0	0	0
Games Led Team in Scoring	0	0	0	0
Games Led Team in Rebounding	0	0	0	0
Games Led Team in Assists	0	0	0	0
Games With 3+ Assists	0	0	0	0
Games With 3+ Blocks	0	0	0	0
Games With 3+ Steals	0	0	0	0
Games With 3+ Three-Pointers	0	0	0	0

CAREER STATISTICS

YEAR	GP-GS	MIN-AVG	TOTAL		3-PTERS		FT-FTA	REBOUNDS		PF-FO	AST	TO	BLK	STL	PTS-AVG
			FG-FGA	PCT	FG-FGA	PCT		PCTOFF-DEF-TOT	AVG						
2021-22	10-0	15-1.5	2-9	.222	1-7	.143	1-4	.250	2-2-4	0.4	0-0	2	1	0	6-0.6
2022-23	14-0	26-1.9	2-6	.333	1-4	.250	2-4	.500	0-4-4	0.3	4-0	3	2	0	7-0.5
2023-24	11-0	29-2.6	4-15	.267	2-9	.222	5-6	.833	3-4-7	0.7	2-0	3	2	0	15-1.5
TOTALS	35-0	70-2.0	8-30	.867	4-20	.200	8-14	.571	5-10-15	0.4	6-0	8	5	0	28-0.8





# #14 TYLER BETSEY

FORWARD • 6-8 • 225 • FRESHMAN • WINDSOR, CONN. (ST. THOMAS MORE HS)

- Two-time Connecticut Gatorade Player of the Year, following UConn's Donovan Clingan in 2021 and 2022.
- Rated as high as No. 37 nationally
- One of his coaches was Cane Broome, a three-year Cincinnati standout (2016-19)
- Active in the Connecticut community with gift and food drives, among others

2024-25 (FRESHMAN)

Opponent	Min	FG-FGA	3FG-FGA	FT-FTA	Off-Def-Tot	PF	A	TO	Blk	Stl	Pts
Arkansas-Pine Bluff	14	2-4	2-3	0-0	0-4-4	1	1	1	1	1	6
Morehead State	18	3-7	1-2	0-0	1-2-3	1	2	0	0	0	7
Nicholls	17	2-6	2-5	1-2	1-2-3	2	1	2	0	0	7
at Northern Kentucky	18	2-4	2-4	1-4	1-3-4	2	0	1	0	0	7



SEASON & CAREER STATISTICS

2024-25 SEASON		CAREER
7, 3x, last at NKU, 11/19/24	Pts	7, 3x, last at NKU, 11/19/24
3 vs. Morehead State, 11/8/24	FG Made	3 vs. Morehead State, 11/8/24
7 vs. Morehead State, 11/8/24	FG Atts	7 vs. Morehead State, 11/8/24
2, 3x, last at NKU, 11/19/24	3PT-FG Made	2, 3x, last at NKU, 11/19/24
5 vs. Nicholls, 11/15/24	3PT-FG Atts	5 vs. Nicholls, 11/15/24
1 vs. Nicholls, 11/15/24	FT Made	1 vs. Nicholls, 11/15/24
4 at Northern Kentucky, 11/19/24	FT Atts	4 at Northern Kentucky, 11/19/24
4 vs. UAPB, 11/4/24	Rebs	4 vs. UAPB, 11/4/24
2 vs. Morehead State, 11/8/24	Assts	2 vs. Morehead State, 11/8/24
1 vs. UAPB, 11/4/24	Stls	1 vs. UAPB, 11/4/24
1 vs. UAPB, 11/4/24	Blks	1 vs. UAPB, 11/4/24
18, 2x, last at NKU, 11/19/24	Mins	18, 2x, last at NKU, 11/19/24

MISCELLANEOUS STATISTICS

CATEGORY	2023-24	CAREER
Double-Figure Scoring Games		0
Double-Figure Rebounding Games		0
Double-Double Games		0
20-Point Scoring Games		0
Games Led Team in Scoring		0
Games Led Team in Rebounding		0
Games Led Team in Assists		0
Games With 3+ Assists		0
Games With 3+ Blocks		0
Games With 3+ Steals		0
Games With 3+ Three-Pointers		0

CAREER STATISTICS

YEAR	GP-GS	MIN-AVG	TOTAL		3-PTERS		FT-FTA	REBOUNDS		PF-FO	AST	TO	BLK	STL	PTS-AVG
			FG-FGA	PCT	FG-FGA	PCT		PCTOFF-DEF-TOT	AVG						
2024-25	4-0	68-16.9	9-21	.429	7-14	.500	2-6	.333	3-11-14	3.5	6-0	4	4	1	27-6.8
TOTALS	4-0	68-16.9	9-21	.429	7-14	.500	2-6	.333	3-11-14	3.5	6-0	4	4	1	27-6.8





# #20 JJ REMBERT

GUARD • 5-10 • 155 • FRESHMAN • JAMAICA, QUEENS, N.Y. (NATION FORD HS (S.C.))

- Played senior season at Legacy Early College HS in Greenville, S.C.
- Played with current UC teammates Tyler Betsey in elementary school and Tyler McKinley at the Pangos All-American camp in Las Vegas
- Moved to South Carolina in 2020 from New York City



## SEASON & CAREER STATISTICS

2024-25 SEASON	CAREER
--	Pts
--	FG Made
--	FG Atts
--	3PT-FG Made
--	3PT-FG Atts
--	FT Made
--	FT Atts
--	Rebs
--	Assts
--	Stls
--	Blks
--	Mins

## MISCELLANEOUS STATISTICS

CATEGORY	2023-24	CAREER
Double-Figure Scoring Games		0
Double-Figure Rebounding Games		0
Double-Double Games		0
20-Point Scoring Games		0
Games Led Team in Scoring		0
Games Led Team in Rebounding		0
Games Led Team in Assists		0
Games With 3+ Assists		0
Games With 3+ Blocks		0
Games With 3+ Steals		0
Games With 3+ Three-Pointers		0

## CAREER STATISTICS

YEAR	GP-GS	MIN-AVG	TOTAL	3-PTERS	REBOUNDS	PF-FO	AST	TO	BLK	STL	PTS-AVG
			FG-FGA	PCT	FG-FGA	PCT	FT-FTA	PCT	OFF-DEF-TOT	AVG	
2023-24											
TOTALS											



# #22 ARRINTEN PAGE

FORWARD • 6-11 • 240 • SOPHOMORE • ATLANTA, GA. (USC)

- Heavily recruited by the Bearcats in high school
- When he entered the portal after his freshman year, recalled how blunt the coaching staff was about asking if he was in or not; he committed the next day
- Battled illness through middle of his freshman season but still earned three starts in league play
- Blocked four shots against Oregon in 19 minutes as a freshman for USC

2024-25 (SOPHOMORE)

Opponent	Min	FG-FGA	3FG-FGA	FT-FTA	Off-Def-Tot	PF	A	TO	Blk	Stl	Pts
Arkansas-Pine Bluff	13	3-6	0-0	3-5	2-0-2	3	2	1	0	1	9
Morehead State	17	3-4	0-0	7-8	2-3-5	3	0	1	0	0	13
Nicholls	15	3-8	1-2	4-6	1-5-6	0	0	1	5	0	11
at Northern Kentucky	15	4-6	0-0	0-0	1-3-4	0	0	1	1	0	8

2023-24 (FRESHMAN, USC)

Opponent	Min	FG-FGA	3FG-FGA	FT-FTA	Off-Def-Tot	PF	A	TO	Blk	Stl	Pts
vs. Kansas State	14	3-5	0-0	0-0	2-3-5	1	0	0	0	1	6
Cal State Bakersfield	19	1-4	0-2	1-2	1-2-3	1	0	1	0	1	3
UC-Irvine *	8	0-1	0-1	0-0	0-1-1	0	0	1	0	0	0
Brown	11	0-4	0-0	0-1	2-1-3	0	0	1	0	1	0
vs. Seton Hall	11	0-0	0-0	0-0	0-1-1	1	1	2	1	0	0
vs. Oklahoma	5	0-0	0-0	0-0	0-1-1	0	2	0	0	0	0
Eastern Washington	14	1-1	0-0	3-6	0-2-2	0	2	0	0	0	5
vs. Gonzaga	22	4-7	0-1	1-3	3-1-4	2	0	1	0	0	9
Long Beach State	6	0-1	0-1	2-2	1-0-1	0	0	1	0	0	2
at Auburn	10	1-2	1-2	0-0	0-0-0	0	0	0	0	0	3
at Alabama State	12	4-6	2-2	2-2	1-3-4	0	0	2	0	1	12
at Oregon	5	0-0	0-0	0-0	0-2-2	1	0	0	1	0	0
at Oregon State	8	1-2	0-0	0-0	1-2-3	4	0	2	0	0	2
Stanford	3	0-1	0-0	0-0	0-0-0	0	0	0	0	0	0
Washington State	11	1-1	0-0	1-2	0-1-1	1	0	1	0	0	3
at Colorado	22	1-4	1-2	3-4	2-4-6	1	0	3	1	0	6
at Arizona	20	2-5	1-3	1-1	0-7-7	1	1	1	0	0	6
at Arizona State	8	1-3	0-0	0-0	0-1-1	0	1	0	1	1	2
UCLA	2	1-1	0-0	0-2	1-0-1	0	0	0	0	0	2
Oregon *	19	4-6	0-1	0-0	2-1-3	2	0	2	4	0	8
Oregon State *	10	1-1	0-0	0-0	2-0-2	5	3	3	1	1	2
at California *	10	1-1	0-0	0-1	0-1-1	1	0	0	0	0	2
at Stanford	14	3-5	0-1	0-0	1-1-2	1	0	1	0	1	6
Colorado	5	1-2	0-0	0-0	0-0-0	0	0	0	0	0	2
at UCLA	12	0-0	0-0	2-4	0-1-1	3	0	2	0	1	2
at Washington State	4	0-0	0-0	1-2	1-1-2	0	0	1	0	0	1
at Washington	5	0-0	0-0	0-0	0-0-0	0	0	0	0	0	0



SEASON & CAREER STATISTICS

2024-25 SEASON			CAREER	
13 vs. Morehead State, 11/8/24	Pts	13	vs. Morehead State, 11/8/24	
4 at Northern Kentucky, 11/19/24	FG Made	4, 3x, last	vs. Oregon, 2/1/24	
8 vs. Nicholls, 11/15/24	FG Atts	7	vs. Gonzaga, 12/2/23	
1 vs. Nicholls, 11/15/24	3PT-FG Made	2	at Alabama State, 12/19/23	
2 vs. Nicholls, 11/15/24	3PT-FG Atts	3	at Arizona, 1/17/24	
7 vs. Morehead State, 11/8/24	FT Made	7	vs. Morehead State, 11/8/24	
8 vs. Morehead State, 11/8/24	FT Atts	8	vs. Morehead State, 11/8/24	
6 vs. Nicholls, 11/15/24	Rebs	7	at Arizona, 12/19/23	
2 vs. UAPB, 11/4/24	Assts	3	vs. Oregon State, 2/3/24	
1 vs. UAPB, 11/4/24	Stls	1, many times		
5 vs. Nicholls, 11/15/24	Blks	5	vs. Nicholls, 11/15/24	
17 vs. Morehead State, 11/8/24	Mins	22, 2x, last	at Colorado, 1/13/24	

MISCELLANEOUS STATISTICS

CATEGORY	23-24	24-25	CAREER
Double-Figure Scoring Games	1	2	3
Double-Figure Rebounding Games	0	0	0
Double-Double Games	0	0	0
20-Point Scoring Games	0	0	0
Games Led UC in Scoring	-	0	0
Games Led UC in Rebounding	-	0	0
Games Led UC in Assists	-	0	0
Games With 3+ Assists	2	0	2
Games With 3+ Blocks	0	0	0
Games With 3+ Steals	2	0	2
Games With 3+ Three-Pointers	0	0	0

CAREER STATISTICS

YEAR	GP-GS	TOTAL			3-PTERS		FT-FTA	REBOUNDS			PF-FO	AST	TO	BLK	STL	PTS-AVG
		MIN-AVG	FG-FGA	PCT	FG-FGA	PCT		PCTOFF-DEF-TOT	AVG							
2023-24*	27-4	289-10.7	31-63	.492	5-16	.313	17-32	.531	20-37-57	2.1	25-1	10	25	9	8	84-3.1
2024-25	4-0	61-15.3	13-24	.542	1-2	.500	14-19	.737	6-11-17	4.3	6-0	2	4	6	1	41-10.3
TOTALS	31-4	350-11.3	44-87	.506	6-18	.333	31-51	.608	26-48-74	2.4	31-1	12	29	15	9	125-4.0

\*USC



# #23 DILLON MITCHELL

FORWARD • 6-8 • 210 • JUNIOR • TAMPA, FLA. (TEXAS)

- Started 71 games at Texas over his freshman and sophomore years
- Hit national champ UConn with career-high 21 points and eight boards
- Three 13-rebound games last year, including against Oklahoma
- 10 points and four rebounds at Cincinnati in Fifth Third Arena
- McDonald's All-American; first to suit up as a Bearcat since Lance Stephenson in 2009-10
- Owner of three dogs

2023-24 (SOPHOMORE, TEXAS)

Opponent	Min	FG-FGA	3FG-FGA	FT-FTA	Off-Def-Tot	PF	A	TO	Blk	Stl	Pts
Arkansas-Pine Bluff*	24	5-11	0-2	0-2	1-7-8	2	1	2	1	1	10
Morehead State*	23	7-7	0-0	0-2	2-7-9	1	3	0	0	1	14
Nicholls*	24	6-8	0-1	0-2	3-6-9	2	0	1	1	1	12
at Northern Kentucky*	30	6-9	0-1	0-0	1-5-6	1	3	2	0	4	12

2023-24 (SOPHOMORE, TEXAS)

Opponent	Min	FG-FGA	3FG-FGA	FT-FTA	Off-Def-Tot	PF	A	TO	Blk	Stl	Pts
Incarmate Word	31	4-6	0-0	0-3	1-5-6	2	3	1	2	2	8
Delaware State	26	5-7	0-0	4-4	2-9-11	1	4	4	1	1	14
Rice	34	3-6	0-2	0-2	2-11-13	2	3	5	2	1	6
vs. Louisville	23	2-5	0-0	5-6	2-2-4	4	0	1	0	1	9
vs. UConn	37	9-12	0-1	3-5	4-4-8	2	2	1	2	1	21
Wyoming	24	6-11	0-1	0-0	2-7-9	3	1	0	1	0	12
Texas State	38	5-9	0-1	1-4	3-8-11	1	2	1	4	1	11
at Marquette	37	4-9	0-0	0-0	2-8-10	1	3	1	2	1	8
Houston Christian	31	5-8	0-1	3-4	1-11-12	0	3	1	1	2	13
vs. LSU	27	4-5	0-0	4-6	3-7-10	3	1	2	0	2	12
Texas A&M-Corpus Christi	30	5-7	0-0	4-5	2-11-13	3	1	2	0	1	14
UNC Greensboro	25	3-4	0-0	1-2	2-4-6	1	0	0	4	0	7
UT Arlington	27	3-6	0-0	2-5	5-3-8	2	0	0	0	0	8
Texas Tech	34	7-14	0-0	2-4	4-7-11	2	4	2	0	0	16
at Cincinnati	37	4-6	0-1	2-2	0-4-4	2	1	1	1	0	10
at West Virginia	32	4-7	0-0	0-0	0-4-4	3	0	2	0	1	8
UCF	35	6-9	0-0	3-4	0-9-9	2	1	3	0	2	15
Baylor	35	3-6	0-0	0-0	3-3-7	2	1	0	0	0	6
at Oklahoma	34	3-5	0-0	2-2	1-12-13	0	2	3	2	0	8
at BYU	28	2-4	0-0	2-4	0-5-5	1	3	0	0	1	6
Houston	33	7-13	0-0	2-4	3-7-10	2	0	1	0	1	16
at TCU	35	6-9	0-0	1-1	4-7-11	0	0	4	1	2	13
Iowa State	33	4-7	0-0	2-2	0-5-5	1	1	2	1	0	10
West Virginia	28	6-13	0-0	0-0	1-7-8	1	4	0	2	2	12
at Houston	18	1-2	0-0	1-2	3-2-5	1	0	1	0	2	3
Kansas State	31	4-10	0-1	0-2	1-9-10	2	0	3	2	2	8
at Kansas	20	6-10	0-0	0-0	1-3-4	2	2	2	0	2	12
at Texas Tech	22	0-2	0-0	2-2	4-4-8	1	1	2	2	1	2
Oklahoma State	12	1-1	0-0	0-0	0-3-3	1	0	1	0	2	2
at Baylor	28	2-3	0-0	1-2	1-0-1	3	2	0	0	1	5
Oklahoma *	22	5-7	0-0	4-4	0-2-2	2	2	0	0	1	14
vs. Kansas State	30	6-6	0-0	1-5	1-5-6	1	2	0	0	0	13
vs. Colorado State	23	2-4	0-0	0-1	1-5-6	2	0	1	0	1	4
vs. Tennessee	26	1-3	0-0	0-0	2-2-4	1	0	1	0	0	2



SEASON & CAREER STATISTICS

2024-25 SEASON		Career
14 vs. Morehead State, 11/8/24	Pts	21 vs. UConn, 11/20/23
7 vs. Morehead State, 11/8/24	FG Made	9 vs. UConn, 11/20/23
11 vs. UAPB, 11/4/24	FG Atts	14 vs. Texas Tech, 1/6/24
--	3PT-FG Made	--
2 vs. UAPB, 11/4/24	3PT-FG Atts	2 vs. Rice, 11/15/23
--	FT Made	6 vs. Rice, 12/22/22
2, 3x, last vs. Nicholls, 11/15/24	FT Atts	6, 3x, last vs. LSU, 12/16/23
9 vs. Nicholls, 11/15/24	Rebs	13, 3x, last at Oklahoma, 1/23/24
3, 2x, last at NKU, 11/19/24	Assts	4, 4x, last vs. West Virginia, 2/10/24
4 at Northern Kentucky, 11/19/24	Stls	4 at Northern Kentucky, 11/19/24
1, 2x, last vs. Nicholls, 11/15/24	Blks	4, 2x, last vs. UCG, 12/29/23
30 at Northern Kentucky, 11/19/24	Mins	38 vs. Texas State, 11/30/23

MISCELLANEOUS STATISTICS

CATEGORY	22-23	23-24	24-25	CAREER
Double-Figure Scoring	6	17	4	27
Double-Figure Rebounding	2	12	0	14
Double-Double Games	1	8	0	9
20-Point Scoring Games	0	1	0	1
Games Led UC in Scoring	-	-	1	1
Games Led UC in Rebs	-	-	2	2
Games Led UC in Assists	-	-	0	0
Games With 3+ Assists	2	8	1	11
Games With 3+ Blocks	0	2	0	2
Games With 3+ Steals	2	0	1	3
Games With 3+ 3-Pointers	0	0	0	0

CAREER STATISTICS

YEAR	GP-GS	MIN-AVG	TOTAL		3-PTERS		FT-FTA	REBOUNDS		PF-FO	AST	TO	BLK	STL	PTS-AVG
			FG-FGA	PCT	FG-FGA	PCT		PCT	OFF-DEF-TOT						
2022-23*	38-38	664-17.5	75-118	.636	0-0	.000	15-37	.405	52-96-148	3.9	43-0	14	21	12	165-4.3
2023-24*	34-33	985-29.0	138-236	.585	0-8	.000	52-87	.598	61-195-256	7.5	57-0	49	48	30	328-9.6
2024-25	4-4	101-25.2	24-35	.686	0-4	.000	0-6	.000	7-25-32	8.0	6-0	7	5	2	48-12.0
TOTAL	76-75	1750-23.0	237-389	.609	0-12	.000	67-130	.515	120-316-436	5.7	106-0	70	74	44	541-7.1

\*Texas





# #41 SIMAS LUKOŠIUS

GUARD • 6-8 • 225 • SENIOR • KAUNAS, LITHUANIA (BUTLER)

- Second in the nation in 3-point percentage and sixth in assist-turnover ratio
- 5-for-5 from deep in the second half to help UC pull away at NKU
- 26 points in season finale to cross 1,000 points for his career
- Nailed winning 3-pointer with 3 seconds left in overtime NIT win over San Francisco; went 8-for-10 from deep that ranked sixth in school history for makes and percentage
- 5 of his 7 20-point games in his career have come in conference tournaments or postseason
- Scored a career-best 31 points on an 8-of-13 shooting, while also making a career-high seven 3s against WVU in the first round of the Big 12 Championship ships. He scored 26 points in the second half to lead UC back from a 16-point deficit.
- Winning three-pointer, down 1, against K-State with 9.9 seconds left
- Pull-up from inside the elbow with 21 seconds left was the game-winner at No. 15 Texas Tech; also had clutch tipped lay-up for 3-point lead with 13 seconds left at UCF
- Missed FGCU game after being hit by a car three days prior; also suffered ankle injury on opposite leg in overtime at Howard
- Season, and still-career-high, scoring output as a freshman was 27 against Xavier in the 2022 Big East Tournament, scoring 12 alone in overtime
- Scored then-career-high 28 against Villanova as a sophomore on 5-of-8 deep shooting and 23 in season finale vs. St. John's
- Father, Mindaugas, is a professional basketball coach who has experience leading teams in Kuwait, Lithuania, Russia, Lebanon, Germany, and Bahrain
- Dual citizen of Lithuania and Germany; has lived in all the above countries



## SEASON & CAREER STATISTICS

2024-25 SEASON				CAREER	
20 vs. UAPB, 11/4/24	Pts	31	vs. West Virginia, 3/12/24^		
8 vs. UAPB, 11/4/24	FG Made	9, 2x, last	vs. San Fran., 3/20/24		
11 vs. Nicholls, 11/15/24	FG Atts	18	at DePaul, 2/22/23		
5 vs. Nicholls, 11/15/24	3PT-FG Made	8	vs. San Francisco, 3/20/24		
7 vs. Nicholls, 11/15/24	3PT-FG Atts	12, 2x, last	vs. WVU 3/12/24^		
1 vs. UAPB, 11/4/24	FT Made	8, last	vs. WVU 3/12/24^		
2 vs. UAPB, 11/4/24	FT Atts	13	vs. Xavier, 3/9/22		
2, 2x, last	vs. M'head State, 11/8/24	Rebs	9	vs. The Citadel, 11/19/22	
6, 2x, last	vs. Nicholls, 11/15/24	Assts	7, 3x, last	vs. NKU, 11/19/23	
1, 2x, last	vs. Morehead State, 11/8/24	Stls	3, 4x (last	vs. St. John's, 3/8/23)	
-		Blks	1, 6x, last	vs. Dayton, 12/16/23	
28 vs. Nicholls, 11/15/24	Mins	40, 3x (last	at Xavier, 3/4/23)		

^ Big 12 Championships

## MISCELLANEOUS STATISTICS

CATEGORY	21-22	22-23	23-24	24-25	CAREER
Double-Figure Scoring Games	7	20	22	4	53
Double-Figure Rebounding Games	0	0	0	0	0
Double-Double Games	0	0	0	0	0
20-Point Scoring Games	1	2	3	1	7
Games Led UC in Scoring	-	-	9	4	13
Games Led UC in Rebounding	-	-	2	0	2
Games Led UC in Assists	-	-	11	2	13
Games With 3+ Assists	2	18	19	4	43
Games With 3+ Blocks	1	0	0	0	0
Games With 3+ Steals	0	1	0	0	1
Games With 3+ 3-Pointers	3	3	17	3	26

## CAREER STATISTICS

	TOTAL				3-PTS		REBOUNDS									
YEAR	GP-GS	MIN-AVG	FG-FGA	PCT	FG-FGA	PCT	FT-FTA	PCT	OFF-DEF-TOT	AVG	PF-FO	AST	TO	BLK	STL	PTS-AVG
2021-22^	32-4	695-21.7	66-175	.377	30-105	.286	57-64	.891	15-92-107	3.3	46-1	39	50	2	10	219-6.8
2022-23^	32-32	1067-33.3	132-310	.426	59-156	.378	48-60	.800	21-108-129	4.0	48-0	92	63	3	32	371-11.6
2023-24	35-27	1055-30.1	135-344	.392	90-234	.385	52-63	.825	17-92-109	3.1	37-0	102	70	6	19	412-11.8
2024-25	4-4	106-26.5	27-37	.730	16-23	.696	1-2	.500	4-9-13	3.3	6-0	19	2	0	3	71-17.8
TOTAL	103-67	2923-28.4	360-866	.416	195-518	.376	158-189	.836	57-301-358	3.5	137-1	252	185	11	64	1073-10.4

^Butler





# #55 AZIZ BANDAOGO

CENTER • 7-0 • 235 • GRAD • DAKAR, SENEGAL (UTAH VALLEY)

- Speaks four languages: English, French, Wolof and Serer
- Has been credited with adapting freshman Halvine Dzallat to the college game, including translating lessons in practice to French to help him out
- All-Big 12 Honorable Mention; 11 blocks in final four games
- Led UC with 13 rebounds against WVU in Big 12 Champs first round game
- Six-straight games with multiple blocks until regular-season finale
- Collected fourth double-double in #15 Texas Tech win (10 points, 10 rebounds)
- Game-high +12 in box score in win over #9 TCU
- Game-time decision at #12 BYU and gave 12 points and 11 rebounds, as well as a 3-pointer in the road win
- First Bearcat since Tre Scott (Feb. 2020) to record three-straight double-doubles
- Matched career-high with 17 rebounds against Bryant, the most by a Bearcat since Tre Scott's 21 against UCF in February 2020
- No. 16 transfer addition by ESPN's Jeff Borzello in June 2023
- WAC Defensive Player of the Year at Utah Valley, helping the Wolverines to school-record 28 wins and NIT Final Four appearance in 2022-23
- Averaged 11.4 points and 10.5 rebounds per game (10th nationally in boards)
- Ranked third in blocks (106) and ninth in double-doubles (17)
- Had 15 points and 12 rebounds against Cincinnati in NIT Quarterfinal
- Had two 17-rebound games, including at Wake Forest, in 2022-23
- Scored in double-figures 27 times, led by career-high 23 against Seattle
- UVU also earned road wins over BYU, Oregon, Colorado and New Mexico
- Joined NBA Academy Africa in Fall 2018 and took part in NCAA's Next Generation Sunday event at the 2019 Men's Final Four, where he participated in life-skills sessions and competed in exhibition games against his peers from around the world while experiencing aspects of the Final Four from a player's perspective.



## SEASON & CAREER STATISTICS

### 2024-25 (SENIOR)

Opponent	Min	FG-FGA	3FG-FGA	FT-FTA	Off-Def-Tot	PF	A	TO	Blk	Stl	Pts
Arkansas-Pine Bluff*	24	5-5	0-0	1-4	4-4-8	0	1	1	4	1	11
Morehead State*	22	5-6	0-0	2-2	0-5-5	1	0	0	3	0	12
Nicholls*	21	2-3	0-0	0-0	0-0-0	0	1	1	4	1	4
at Northern Kentucky*	25	3-5	0-0	2-2	1-3-4	1	1	0	3	1	8

### 2024-25 SEASON

12 vs. Morehead State, 11/8/24	Pts	23 vs. Seattle, 1/14/23
5 vs. UAPB, 11/4/24	FG Made	9 vs. Seattle, 1/14/23
6 vs. Morehead State, 11/8/24	FG Atts	14 at Seattle, 2/18/23
-	3PT-FG Made	2, 2x (last at BYU, 12/7/22)
-	3PT-FG Atts	2, 2x (last at BYU, 12/7/22)
2 vs. Morehead State, 11/8/24	FT Made	9 at Tarleton State, 2/23/23
4 vs. UAPB, 11/4/24	FT Atts	12 vs. Bryant, 12/12/23
8 vs. UAPB, 11/4/24	Rebs	17, 3x, last vs. Bryant, 12/12/23
1 vs. UAPB, 11/4/24	Assts	7 vs. Seattle, 1/14/23
1 vs. UAPB, 11/4/24	Stls	3 vs. Kansas State, 3/2/24
4 vs. Nicholls, 11/15/24	Blks	6, 2x (last vs. So. Utah, 3/10/23)
24 vs. UAPB, 11/4/24	Mins	38 at Northern Arizona, 12/10/22

## MISCELLANEOUS STATISTICS

CATEGORY	20-21	21-22	22-23	23-24	24-25	CAREER
Double-Figure Scoring Games	0	2	27	6	2	37
Double-Figure Rebounding Games	0	0	23	7	0	30
Double-Double Games	0	0	17	4	0	21
20-Point Scoring Games	-	-	1	0	0	1
Games Led UC in Scoring	-	-	-	0	0	-
Games Led UC in Rebounding	-	-	-	13	0	13
Games Led UC in Assists	-	-	-	0	0	-
Games With 3+ Assists	0	1	5	1	0	7
Games With 3+ Blocks	0	3	22	6	4	35
Games With 3+ Steals	0	2	5	1	0	8
Games With 3+ Three-Pointers	0	0	0	0	0	0

## CAREER STATISTICS

YEAR	GP-GS	MIN-AVG	TOTAL		3-PTERS		FT-FTA	REBOUNDS		Pf-FO	AST	TO	BLK	STL	PTS-AVG
			FG-FGA	PCT	FG-FGA	PCT		PCT OFF-DEF-TOT	AVG						
2020-21*	7-0	15-2.1	1-3	.333	0-0	.000	5-8	.625	2-3-5	0.7	3-0	0	0	2	7-1.0
2021-22*	33-5	396-12.0	39-80	.488	0-0	.000	29-60	.483	29-79-108	3.3	47-1	11	25	40	107-3.2
2022-23#	37-37	1088-29.4	162-270	.600	5-15	.333	98-154	.636	103-280-383	10.4	81-0	44	59	106	427-11.5
2023-24	29-26	695-24.0	68-106	.642	1-2	.500	54-99	.545	66-150-216	7.4	73-6	17	28	49	171-6.6
2024-25	4-4	91-22.7	15-19	.789	0-0	.000	5-8	.625	5-12-17	4.3	2-0	3	2	14	35-8.8
<b>Total</b>	<b>110-72</b>	<b>2285-20.8</b>	<b>285-478</b>	<b>.596</b>	<b>6-17</b>	<b>.353</b>	<b>191-329</b>	<b>.581</b>	<b>205-524-729</b>	<b>6.6</b>	<b>209-7</b>	<b>75</b>	<b>114</b>	<b>211</b>	<b>767-7.0</b>

\* Akron; # Utah Valley



# #65 HALVINE DZELLAT

FORWARD • 6-10 • 225 • FRESHMAN • BLOIS, FRANCE (LILLE PRO B)

- Enrolled at UC in September
- Cleared preseason NCAA waiver and made collegiate debut against UAPB
- Captain of French U20 FIBA team this summer in its gold medal run

2024-25 (FRESHMAN)

Opponent	Min	FG-FGA	3FG-FGA	FT-FTA	Off-Def-Tot	PF	A	TO	Blk	Stl	Pts
Arkansas-Pine Bluff	2	0-0	0-0	0-0	0-0-0	0	0	0	0	0	0
Morehead State	1	0-0	0-0	0-0	0-0-0	0	0	0	0	0	0
Nicholls	4	0-0	0-0	0-0	1-1-2	0	0	0	0	0	0
at Northern Kentucky				DNP							



SEASON & CAREER STATISTICS

2024-25 SEASON		CAREER
--	Pts	--
--	FG Made	--
--	FG Atts	--
--	3PT-FG Made	--
--	3PT-FG Atts	--
--	FT Made	--
--	FT Atts	--
2 vs. Nicholls, 11/15/24	Rebs	2 vs. Nicholls, 11/15/24
--	Assts	--
--	Stls	--
--	Blks	--
4 vs. Nicholls, 11/15/24	Mins	4 vs. Nicholls, 11/15/24

MISCELLANEOUS STATISTICS

CATEGORY	2023-24	CAREER
Double-Figure Scoring Games		0
Double-Figure Rebounding Games		0
Double-Double Games		0
20-Point Scoring Games		0
Games Led Team in Scoring		0
Games Led Team in Rebounding		0
Games Led Team in Assists		0
Games With 3+ Assists		0
Games With 3+ Blocks		0
Games With 3+ Steals		0
Games With 3+ Three-Pointers		0

CAREER STATISTICS

YEAR	GP-GS	MIN-AVG	TOTAL		3-PTERS		FT-FTA	REBOUNDS		PF-FO	AST	TO	BLK	STL	PTS-AVG
			FG-FGA	PCT	FG-FGA	PCT		PCT	OFF-DEF-TOT						
2024-25	3-0	7-2.2	0-0	.000	0-0	.000	0-0	.000	1-1-2	0.7	0-0	0	0	0	0-0.0
TOTALS	3-0	7-2.2	0-0	.000	0-0	.000	0-0	.000	1-1-2	0.7	0-0	0	0	0	0-0.0

THE POLLS

ASSOCIATED PRESS (Week 3)			USA TODAY/COACHES (Week 3)		
Rk.	Team	Pts.	Rk.	Team	Pts.
1.	Kansas (49)	1509	1.	Kansas (21)	665
2.	UConn (7)	1416	2.	UConn (3)	632
3.	Gonzaga (2)	1397	3.	Auburn (2)	608
4.	Auburn (3)	1370	4.	Gonzaga (1)	599
5.	Iowa State	1184	5.	Iowa State	516
6.	Purdue	1172	6.	Purdue	513
7.	Houston	1091	7.	Houston	470
8.	Alabama	1084	8.	Alabama	470
9.	Kentucky	1009	9.	Tennessee	462
10.	North Carolina	969	10.	Duke	421
11.	Tennessee	942	11.	Kentucky	381
12.	Duke	914	12.	North Carolina	377
13.	Baylor	765	13.	Creighton	348
14.	Creighton	722	14.	Marquette	319
15.	Marquette	630	15.	Baylor	313
16.	Indiana	573	16.	Cincinnati	229
17.	Arizona	437	17.	Arizona	228
18.	Cincinnati	412	18.	Indiana	208
19.	Wisconsin	370	19.	Florida	168
20.	Arkansas	313	20.	Illinois	133
21.	Florida	302	21.	St. John's	119
22.	St. John's	270	22.	Texas Tech	95
23.	Texas A&M	233	23.	Texas A&M	94
24.	Rutgers	143	24.	Arkansas	82
25.	Illinois	116	25.	Wisconsin	75

**OTHERS RECEIVING VOTES:**  
Texas Tech 109, Mississippi 103, Xavier 89, BYU 27, UCF 21, Texas 17, VCU 17, Michigan St. 16, Mississippi St. 15, Ohio St. 13, Miami 10, Pittsburgh 9, Oregon 7, Memphis 6, Penn St. 4, Providence 4, Utah St. 3, Kansas St 3, Clemson 2, Furman 2, Arizona St 2, Michigan I, Hofstra I, Maryland I.

**OTHERS RECEIVING VOTES:**  
Rutgers 56; Xavier 43; Ole Miss 39; BYU 28; Saint Mary's 18; Pittsburgh 18; Texas 14; Michigan State 9; Mississippi State 5; Oregon 4; Nevada 4; Ohio State 3; Dayton 3; Wake Forest 2; VCU 2; UCF 2.

CINCINNATI AGAINST RANKED TEAMS

OPPONENT	SCORE	DATE
at (18) Ohio State	L, 56-64	11/6/19
(21) Tennessee	W, 78-66	12/18/19
at (22) Memphis	L, 49-60	1/16/20
(21) Houston	W, 64-62	2/1/20
at (25) Houston	L, 55-68	3/1/20
at (12) Tennessee	L, 56-65	12/12/20
at (6) Houston	L, 52-90	2/21/21
vs. (7) Houston (AAC)	L, 54-91	3/14/21
vs. (14) Illinois	W, 71-51	11/22/21
vs. (12) Arkansas	L, 67-73	11/23/21
(6) Houston	L, 58-80	2/6/22
at (14) Houston	L, 53-71	3/1/22
vs. (18) Houston	L, 56-69	3/11/22
vs. (14) Arizona	L, 93-101	11/21/22
(2) Houston	L, 59-72	1/8/23
at (3) Houston	L, 69-75	1/28/23
vs. (1) Houston	L, 48-69	3/11/23
at (12) BYU	W, 71-60	1/6/24
(25) Texas	L, 73-74	1/9/24
at (14) Baylor	L, 59-62	1/13/24
(19) TCU	W, 81-77 (OT)	1/16/24
(15) Oklahoma	L, 65-69	1/20/24
at (7) Kansas	L, 69-74	1/22/24
at (15) Texas Tech	W, 75-72	2/3/24
(5) Houston	L, 62-67	2/10/24
(10) Iowa State	L, 59-68	2/13/24
at (1) Houston	L, 59-67	2/27/24
vs. (16) Kansas	W, 72-52	3/13/24
vs. (14) Baylor	L, 56-68	3/14/24

Overall: 145-229  
Top-10 Opponents: 47-123  
Vs. Ranked Teams in Fifth Third Arena: 34-34

BIG 12 CONFERENCE

2024-25 PRESEASON STANDINGS			CINCINNATI IN THE BIG 12 2024-25 STATISTICS		
1.	Kansas (9)	215	TEAM		
2.	Houston (5)	211	CATEGORY	STAT	B12 NCAA
3.	Iowa State (1)	194	Scoring Offense	88.5	5 30
4.	Baylor	185	Scoring Defense	54.8	3 11
5.	Arizona (1)	179	Scoring Margin	33.8	1 4
6.	Cincinnati	140	Bench Points	27.8	12
7.	Texas Tech	135	Free-Throw Pct.	62.1	14
8.	Kansas State	133	Field Goal Pct.	56.5	2 5
9.	BYU	116	FG Pct. Defense	35.5	3 30
10.	TCU	90	3-FG Pct.	44.9	3 7
11.	UCF	83	3-FG Pct. Defense	26.2	3 40
12.	Arizona State	64	Offensive Rebounds	10.8	13
13.	West Virginia	62	Defensive Rebounds	27.0	10
14.	Oklahoma State	46	Rebound Margin	7.0	9 92
15.	Colorado	37	Blocked Shots	8.0	1 4
16.	Utah	30	Assists	20.5	2 8
Preseason All-Conference First Team			Steals	7.3	14
Caleb Love, Arizona			Turnover Margin	4.5	10 53
LJ Cryer, Houston			Assist/TO Ratio	2.3	1 3
J'Wan Roberts, Houston			Turnovers Per Game	8.8	1 13
Tamin Lipsey, Iowa State			3-FG Made	10.0	5 56
Hunter Dickinson, Kansas			* NCAA rankings list if in Top 100 only		
Preseason All-Conference Second Team			INDIVIDUAL		
Norchad Omier, Baylor			PLAYER/CATEGORY	STAT	B12 NCAA
Jeremy Roach, Baylor			Aziz Bandaogo/Blocks PG	3.5	2 4
Keshon Gilbert, Iowa State			Simas Lukosius/A:TO Ratio	9.5	1 6
Dajuan Harris Jr., Kansas			Simas Lukosius/3FG%	69.6	1 2
Coleman Hawkins, Kansas State			Simas Lukosius/FG%	73.0	3 15
			Dillon Mitchell/FG%	68.6	5 32
			Simas Lukosius/Assists PG	4.8	12 98
			Jizzle James/Assists PG	5.5	7 53



THE LAST TIME...

**TEAM**  
**100 POINTS**  
**By UC**  
109 vs. Arkansas-Pine Bluff, 11/4/24  
**By Opponent**  
101 by Tulane, 2/7/23

**90 POINTS**  
**By UC**  
109 vs. Arkansas-Pine Bluff, 11/4/24  
**By Opponent**  
101 by Tulane, 2/7/23

**30-PLUS POINT WIN**  
**By UC**  
55 (109-54) vs. Arkansas-Pine Bluff, 11/4/24  
**By Opponent**  
38 (90-52) at Houston, 2/21/21

**60 PERCENT SHOOTING**  
**By UC**  
.633 vs. Miami (Ohio), 12/14/22  
**By Opponent**  
.623 by Arizona, 11/21/22

**50 PERCENT SHOOTING**  
**By UC**  
.541 vs. Nicholls, 11/15/24  
**By Opponent**  
.554 by West Virginia, 3/12/24

**20 ASSISTS**  
**By UC**  
27 vs. Arkansas-Pine Bluff, 11/4/24  
**By Opponent**  
20 by San Francisco, 3/20/24

**10 STEALS**  
**By UC**  
10 at NKU, 11/19/24  
**By Opponent**  
15 by Houston, 2/27/24

**10 BLOCKS**  
**By UC**  
14 vs. Nicholls, 11/15/24  
**By Opponent**  
10 by Georgia Tech, 11/22/23

**50 REBOUNDS**  
**By UC**  
57 vs. Bryant, 12/12/23  
**By Opponent**  
50 by Temple, 1/25/22

**CINCINNATI PLAYED A RANKED OPPONENT**  
L, 56-68 vs. No. 14 Baylor, 3/14/24  
**UC Win**  
W, 72-52 vs. No. 16 Kansas, 3/13/24

**OVERTIME GAME**  
W, 73-72 vs. San Francisco, 3/20/24  
**UC Win**  
73-72 vs. San Francisco, 3/20/24

**DOUBLE OVERTIME GAME**  
89-87 (2OT) vs. UCF, 2/19/20  
**UC Win**  
72-70 (2OT) vs. Georgetown, 3/8/12

**TRIPLE OVERTIME GAME**  
104-97 (4OT) vs. UConn, 3/11/16  
**UC Win**  
75-73 (7OT\*) vs. Bradley, 12/21/81  
\* - NCAA record.

**INDIVIDUAL**  
**40-POINT GAME**  
**By UC**  
41, Steve Logan vs. Southern Miss, 2/15/02  
**By Opponent**  
40, Trevon Bluiett, Xavier, 1/26/17

**30-POINT GAME**  
**By UC**  
31, Simas Lukosius vs. West Virginia, 3/12/24  
**By Opponent**  
31, Malik Thomas, San Francisco, 3/20/24

**20 REBOUNDS BY A PLAYER**  
**By UC**  
21 by Trevon Scott vs. UCF, 2/19/20  
**By Opponent**  
four times

**15 REBOUNDS BY A PLAYER**  
**By UC**  
17 by Aziz Bandaogo vs. Bryant, 12/12/23  
**By Opponent**  
15 by Bryant Selebangue, Tulsa, 2/1/23

**TWO PLAYERS WITH 20 OR MORE POINTS IN SAME GAME**  
**By UC**  
Simas Lukosius (26), Jizzle James (21) at Indiana State, 3/26/24  
**By Opponent**  
Johnny Furphy (23), Kevin McCullar Jr. (20), Kansas, 1/22/24

**TWO PLAYERS WITH 10 OR MORE REBOUNDS IN SAME GAME**  
**By UC**  
Aziz Bandaogo (17), Viktor Lakhin (12) vs. Bryant, 12/12/23  
**By Opponent**  
Ben Moore (11), Sterling Brown (11), SMU, 1/12/17

**THREE PLAYERS WITH 10 OR MORE REBOUNDS IN SAME GAME**  
**By UC**  
Landers Nolley II (12), Ody Oguama (10), Viktor Lakhin (10) at SMU, 1/14/23

**10 ASSISTS BY A PLAYER**  
**By UC**  
10, by Jizzle James vs. UAPB, 11/4/24  
**By Opponent**  
11, Jamal Shead, Houston, 2/27/24

**FIVE STEALS BY A PLAYER**  
**By UC**  
5, Day Day Thomas vs. West Virginia, 3/9/24  
**By Opponent**  
6, Tony Johnson Jr., vs. UCF, 2/19/20

**FIVE BLOCKED SHOTS BY A PLAYER**  
**By UC**  
5, Arrinten Page vs. Nicholls, 11/15/24  
**By Opponent**  
5, Tacko Fall, UCF, 2/21/19

**DOUBLE-DOUBLE BY A UC PLAYER**  
Dan Skillings Jr. (17 pts, 11 rebs), Jizzle James (12 pts, 10 asts) vs. Arkansas-Pine Bluff, 11/4/24

**DOUBLE-DOUBLES BY TWO UC PLAYERS**  
Dan Skillings Jr. (17 pts, 11 rebs), Jizzle James (12 pts, 10 asts) vs. Arkansas-Pine Bluff, 11/4/24

**DOUBLE-DOUBLES BY THREE UC PLAYERS**  
Troy Caupain (37 pts, 10 rebs), Octavius Ellis (13 pts, 10 rebs) & Gary Clark (12 pts, 12 rebs) vs. UConn, 3/11/16

**TRIPLE-DOUBLE BY A UC PLAYER**  
Eric Hicks (22 pts., 12 rebs., 10 blks.) vs. Marquette, 1/7/06

**UC PLAYER LED TEAM IN POINTS, REBOUNDS & ASSISTS**  
Jeremiah Davenport (19 points, 10 rebounds, 3 assists) vs. Tulane, 1/1/22

**A PLAYER WON A GAME IN THE FINAL SECONDS**  
**By UC**  
Simas Lukosius' wing 3-pointer with 3 seconds left vs. San Francisco, 3/20/24  
**By Opponent**  
Max Abmas' short jumper with 8 seconds left, #25 Texas, 1/9/24

**FOUR PLAYERS SCORED IN DOUBLE FIGURES**  
Simas Lukosius (18), Dillon Mitchell (12), Jizzle James (11), Connor Hickman (10) at NKU, 11/19/24

**FIVE PLAYERS SCORED IN DOUBLE FIGURES**  
Dillon Mitchell (14), Simas Lukosius (14), Jizzle James (14), Arrinten Page (13), Aziz Bandaogo (12) vs. Morehead State, 11/8/24

**SIX PLAYERS SCORED IN DOUBLE FIGURES**  
Simas Lukosius (20), Dan Skillings Jr. (17), Connor Hickman (13), Jizzle James (12), Aziz Bandaogo (11), Dillon Mitchell (10) vs. Arkansas-Pine Bluff, 11/4/24

**SEVEN PLAYERS SCORED IN DOUBLE FIGURES**  
Kevin Johnson (18), Jacob Evans (17), Justin Jenifer (13), Kyle Washington (12), Jarron Cumberland (11), Troy Caupain (10), Tre Scott (10) vs. Fairleigh Dickinson, 12/17/16

**EIGHT PLAYERS SCORED IN DOUBLE FIGURES**  
Farad Cobb (15), Shaq Thomas (14), Kevin Johnson (14), Coreontae DeBerry (12), Justin Jenifer (11), Quadri Moore (10), Jacob Evans (10), Octavius Ellis (10) vs. Robert Morris, 11/15/15

OVERTIME RECORDS

UC'S OVERALL RECORD	66-60
1 OT Games	57-48
2 OT Games	8-9
3 OT Games	0-1
4 OT Games	0-2
7 OT Games	1-0

RECORDS IN OVERTIME GAMES		
Home	34-18	.654
Schmidlapp Gym	3-4	.429
Schmidt Fieldhouse	0-1	.000
Music Hall	0-1	.000
Armory Fieldhouse	5-4	.556
Cincinnati Gardens	3-2	.600
U.S. Bank Arena	3-1	.750
Fifth Third Arena	19-5	.792
Away	20-33	.377
Neutral	12-9	.571

**Current Streak:** Won 1  
**Longest Winning Streak:** 5 (Tay Baker - 1966-67)  
**Longest Losing Streak:** 4 (Bob Ruess, 1943 - John Weithe, 1950)

- Per ESPN Stats and Info, Cincinnati's win over No. 19 TCU extended its ranked overtime win streak to 12, the longest streak in AP poll history by a wide margin. It began with a 2OT victory over No. 22 Marquette on Feb. 13, 1994.
- Cincinnati's seven overtime games in 2019-20 were a school record (previous record was six during the 1966-67 season), AAC record and are one shy of the NCAA record of eight overtime games set by Western Kentucky (1978), Portland (1984) and Valparaiso (1993).
- Cincinnati's four consecutive overtime games from Feb. 9, 2020 through Feb. 19, 2020 tied the NCAA record set by Jacksonville (1982), Illinois State (1985) and Dayton (1988).
- On Dec. 21, 1981 UC & Bradley played an NCAA-record 7OT game (UC won, 75-73)
- Cincinnati has been involved in two of the five NCAA tournament championship games to go into overtime. The Bearcats defeated Ohio State, 70-65, in 1961, but lost to Loyola (Ill.), 60-58, in 1963.
- In 1966-67, Cincinnati played six overtime games, winning five. The Bearcats were 5-0 at home in overtime games that season, an NCAA record.

UC COACHES IN OVERTIME GAMES			
COACH (YEARS)	NO.	RECORD	PCT.
Mick Cronin (2006-2019)	27	15-12	.556
Bob Huggins (1989-2005)	25	14-11	.560
Tay Baker (1965-72)	9	7-2	.778
Ed Jucker (1960-65)	9	4-5	.444
Ed Badger (1978-83)	8	3-5	.375
John Brannen (2019-21)	7	4-3	.571
Tony Yates (1983-89)	7	2-5	.286
Wes Miller (2021-present)	6	4-2	.667
John Wiethe (1946-52)	5	1-4	.200
George Smith (1952-60)	4	3-1	.750
Gale Catlett (1972-78)	4	2-2	.500
Frank Rice (1928-32)	4	1-3	.250
Boyd Chambers (1918-28)	3	3-0	1.000
Clark Ballard (1939-42)	2	2-0	1.000
Andy Kennedy (2005-06)	2	1-1	.250
Tay Brown (1933-37)	2	0-2	.000
John Halliday (1932-33)	1	0-1	.000
Bob Reuss (1942-44)	1	0-1	.000

SPECIALTY STATISTICS

OPPONENT	RESULT	OFF TO	IN PAINT	2ND CHANCE	FASTBREAK	BENCH
Arkansas-Pine Bluff	W, 109-54	24/7	56/28	26/7	19/2	39/31
Morehead State	W, 83-56	15/2	48/26	9/6	4/0	27/16
Nicholls	W, 86-49	14/10	34/30	15/8	10/11	28/15
at Northern Kentucky	W, 76-60	20/6	36/26	8/15	12/9	17/16

SCORING FORMAT: CINCINNATI/OPPONENT

BEARCATS UNDER WES MILLER

	24-25	23-24	22-23	21-22	TOTAL
Overall	4-0	22-15	23-13	18-15	67-43
Home games	3-0	16-5	16-3	12-6	47-14
Away games	1-0	4-8	5-7	4-7	14-22
Neutral site games		2-2	2-3	2-2	6-7
Conference games		7-11	11-7	7-11	25-29
vs. Top 25 teams		4-8	0-4	1-4	5-16
Overtime games		3-1	1-1	0-0	4-2
Lead at halftime	4-0	16-5	21-4	16-6	57-15
Trail at halftime		6-7	2-9	2-9	10-25
Tied at halftime		0-3	0-0	0-0	0-3
Lead with 10:00 left	4-0	18-4	23-2	15-4	60-10
Trail with 10:00 left		4-9	0-11	2-11	6-31
Tied with 10:00 left		0-1	0-0	1-0	1-1
Lead with 5:00 left	4-0	20-3	23-2	16-3	63-8
Trail with 5:00 left		1-11	0-10	1-12	2-33
Tied with 5:00 left		1-0	0-1	1-0	2-1
Lead with 2:00 left	4-0	21-2	22-2	18-3	65-7
Trail with 2:00 left		1-10	0-11	0-12	1-33
Tied with 2:00 left		0-2	1-0	0-0	1-2
Shoot better FG%	4-0	17-5	22-3	14-2	57-10
Shoot worse FG%		5-10	1-10	4-13	10-33
Shoot 50%-plus	4-0	5-2	9-0	1-0	19-2
Shoot below 50%		17-13	13-13	17-5	47-31
Opponent shoots 50%-plus		2-2	0-6	0-4	2-12
Opponent shoots below 50%	4-0	20-12	21-7	18-10	63-29
Opponent shoots below 40%	3-0	10-3	11-0	12-5	36-8
Make 7 or fewer 3FGs	1-0	10-12	7-8	8-9	26-29
Make 8 or more 3FGs	3-0	12-3	16-5	10-6	41-14
Shoot more FTs than opponent	2-0	16-5	10-2	10-5	38-12
Opponent shoots more FTs	2-0	4-11	12-10	7-10	25-31
Outrebounds opponent	2-0	19-10	20-2	13-3	54-15
Opponent outrebounds UC	1-0	2-4	3-11	4-13	10-28
Same number of rebounds	1-0	1-1	0-0	1-0	3-1
Fewer turnovers than opponent	3-0	12-4	15-8	13-9	43-21
More turnovers than opponent	1-0	7-11	8-5	4-4	20-20
Commits same as opponent		2-0	0-0	1-2	3-2
Commits 12 or fewer turnovers	4-0	15-6	17-9	16-13	52-28
Outscores opponent bench	4-0	18-11	15-4	12-7	49-22
1-3 point games		4-3	2-2	2-3	8-8
4-5 point games		3-7	1-1	2-2	6-10
6-10 point games		1-2	3-6	3-5	7-13
11-19 point games	1-0	7-3	9-2	5-3	22-8
20-plus point games	3-0	7-0	8-2	6-2	24-4
Scores 59 or fewer points		0-5	1-5	1-6	2-16
Scores 60-69 points		3-5	1-4	3-4	7-13
Scores 70-79 points	1-0	8-4	7-3	11-4	27-11
Scores 80 or more points	3-0	11-1	14-2	3-1	31-4
Holds opponent to 49 or fewer	1-0	1-0	0-0	2-0	4-0
Holds opponent to 50-59 points	2-0	8-0	10-1	8-1	28-2
Holds opponent to 60-69 points	1-0	4-7	6-1	5-4	16-12
Opponent scores 70-79 points		7-4	6-7	2-5	15-16
Opponent scores 80-plus points		2-4	1-4	0-5	3-13
November	4-0	6-0	5-3	5-2	20-5
December		5-2	5-1	5-1	15-4
January		3-5	4-4	5-3	12-11
February		2-5	5-3	2-6	9-14
March		6-3	4-2	1-3	11-8
Monday	1-0	1-1	1-1	1-0	4-2
Tuesday	1-0	5-5	0-2	4-4	10-11
Wednesday		3-2	9-3	3-1	15-6
Thursday		0-1	3-0	4-1	7-2
Friday	2-0	3-0	1-0	0-1	6-1
Saturday		7-6	5-2	2-5	14-13
Sunday		3-0	4-5	3-2	10-7
After a win	3-0	12-10	13-10	9-9	37-29
After a loss		9-5	9-3	7-6	25-14

## 2024-25 BOX SCORES

## Cincinnati 109, Arkansas-Pine Bluff 54



Official Basketball Box Score - Final  
Ark-Pine Bluff at Cincinnati  
11/04/24 Fifth Third Arena, Cincinnati  
Cincinnati vs. Arkansas-Pine Bluff

Game Time: 7:00 PM  
Game Duration: 2:03  
Attendance: 10,290

Officials: Gary Maxwell, John Hampton, James Ford

Ark-Pine Bluff - 54

Record: 0-1

NO.	Name	Min	FG	3P	FT	Rebounds	Fouls	TP	AS	TO	ST	Blocks	+/
			M-A	M-A	M-A	OR DR TOT	PF FD					BS BA	
22	Robert Lewis	F 24:27	2-5	1-3	0-0	1 4 5	3 1	5	1	1	1	1 0	-31
24	Kyle Brown	F 17:21	2-6	1-1	0-0	0 2 2	0 0	5	1	1	0	0 1	-20
33	Quentin Bolton Jr.	F 09:44	3-4	0-0	0-0	1 0 1	5 0	6	0	0	0	0 1	1
1	Christian Moore	G 25:20	3-16	1-4	0-0	0 1 1	1 0	7	3	3	3	0 2	-42
2	Zach Reinhart	G 25:42	0-5	0-4	0-0	0 7 7	2 0	0	0	2	0	0 1	-29
4	Dante Sawyer	26:12	4-7	0-1	3-4	3 0 3	0 3	11	0	1	0	1 1	-36
9	Klemen Vuga	15:15	1-4	1-2	1-2	0 1 1	2 1	4	0	2	0	0 1	-25
13	Raphael Dumon	12:21	0-1	0-1	3-6	0 1 1	0 4	3	1	0	0	0 0	-27
55	Caleb Robinson	19:49	3-7	1-2	2-2	1 0 1	3 1	9	1	4	0	0 0	-19
8	Chop Pajlor	12:02	0-1	0-0	1-0	1 0 1	0 0	0	0	0	0	0 0	-19
15	Dennis Asoro	12:05	2-3	0-0	0-0	0 0 0	4 2	4	0	2	1	0 0	-24
Team						1 1 2		0	1				
Totals			20:59	5:19	9:14	8 17 25	20 12	54	7	17	5	2 7	-55

Technical Fouls: NONE

Shooting By Period		
1 <sup>st</sup> FG%	12.32	37.5%
3PT%	4.10	40.0%
FT%	4.6	66.7%
2 <sup>nd</sup> FG%	8.27	29.6%
3PT%	1.9	11.1%
FT%	5.8	62.5%
GM FG%	20.59	33.9%
3PT%	5.19	26.3%
FT%	9.14	64.3%

Dead Ball Rebounds: 5, 0

Cincinnati - 109

Record: 1-0

NO.	Name	Min	FG	3P	FT	Rebounds	Fouls	TP	AS	TO	ST	Blocks	+/
			M-A	M-A	M-A	OR DR TOT	PF FD					BS BA	
23	Dillon Mitchell	F 23:53	5-11	0-2	0-2	1 7 8	2 3	10	1	2	1	1 0	37
41	Simas Lukosius	F 22:03	8-10	3-5	1-2	0 4 2	3 2	20	4	0	1	0 1	31
55	Aziz Bandoago	C 23:56	5-5	0-0	1-4	4 4 8	0 3	11	1	1	1	4 0	31
0	Dan Skillings Jr.	G 22:38	6-11	1-3	4-4	5 6 11	0 4	17	4	2	1	1 0	21
2	Jizzle James	G 26:20	5-12	1-3	1-3	2 5 7	0 2	12	10	1	1	0 0	35
8	Connor Hickman	22:41	5-6	3-4	0-0	1 2 2	4 0	13	2	1	2	0 0	37
22	Arrinton Page	12:55	3-6	0-0	3-5	2 0 2	3 3	9	2	1	1	0 1	19
5	CJ Fredrick	14:53	1-2	1-1	0-0	0 1 1	0 0	3	1	0	0	0 0	16
14	Tyler Betsey	14:06	2-4	2-3	0-0	0 4 4	1 1	6	1	1	1	1 0	22
10	Josh Reed	07:26	0-0	0-0	0-0	0 0 0	0 0	0	1	0	1	0 0	3
3	Rayvon Griffith	07:39	2-5	1-3	3-3	0 0 0	1 2	8	0	0	0	0 0	15
65	Halvine Dzallat	01:30	0-0	0-0	0-0	0 0 0	0 0	0	0	0	0	0 0	0
Team						1 0 1		0	0				
Totals			42:72	12:24	13:23	17 31 48	12 20	109	27	9	10	7 2	55

Technical Fouls: NONE

APB		CIN		Points from Turnovers		APB		CIN		Period by Period Scoring	
Biggest lead		2 (1 <sup>st</sup> 19:07)		55 (2 <sup>nd</sup> 2:24)		Turnovers		7 24		1st 2nd TOT	
Best Scoring Run		7 (1 <sup>st</sup> 5:17)		10 (1 <sup>st</sup> 13:06)		Paint		28 56		APB 32 22 54	
Lead Changes		7		Second Chance		Fast Breaks		2 19		CIN 55 54 109	
Times Tied		2		Bench		31 39					
Time with Lead		02:02		36:13							

## Cincinnati 86, Nicholls 49



Official Basketball Box Score - Final  
Nicholls at Cincinnati  
11/15/24 Fifth Third Arena, Cincinnati  
Cincinnati vs. Nicholls

Game Time: 7:00 PM  
Game Duration: 1:57  
Attendance: 10,485

Officials: Michael Roberts, Chance Moore, Tommy Johnson

Nicholls - 49

Record: 2-3

NO.	Name	Min	FG	3P	FT	Rebounds	Fouls	TP	AS	TO	ST	Blocks	+/
			M-A	M-A	M-A	OR DR TOT	PF FD					BS BA	
15	Jamal West Jr.	F 30:26	5-14	0-1	2-4	3 3 6	2 2	12	1	0	1	3 6	-33
2	Rob Brown III	G 22:17	3-9	3-6	0-0	2 0 2	1 1	9	2	1	0	0 2	-30
7	Caleb Robinson	G 19:49	2-4	0-1	0-0	1 2 3	0 0	4	0	0	2	1 1	-16
10	Ike Comish	G 15:55	1-6	1-5	0-0	1 1 2	2 0	3	1	1	0	1 0	-16
13	Byron Ireland	G 27:11	3-12	0-1	0-0	1 1 2	0 0	6	2	3	0	0 2	-31
0	Mekhi Collins	21:10	1-1	0-0	1-2	2 3 5	4 2	3	0	1	1	0 0	-18
1	Trae English	23:40	4-13	0-1	0-1	1 1 2	1 1	8	4	2	1	0 2	-14
9	Michael Gray Jr.	06:39	0-1	0-0	0-0	0 0 0	0 0	0	0	0	0	0 0	-4
5	Sincere Malone	24:38	2-5	0-0	0-0	3 2 5	1 0	4	1	1	2	0 0	-13
3	Jaylen Searles	08:15	0-4	0-2	0-0	1 0 1	0 0	0	0	1	0	0 0	-10
Team						2 2 4		0	1				
Totals			21:69	4:18	3:7	17 15 32	13 6	49	11	11	8	4 14	-37

Technical Fouls: NONE

Shooting By Period		
1 <sup>st</sup> FG%	9.34	26.5%
3PT%	3.8	37.5%
FT%	1.2	50%
2 <sup>nd</sup> FG%	12.35	34.3%
3PT%	1.10	10.0%
FT%	2.5	40%
GM FG%	21.69	30.4%
3PT%	4.18	22.2%
FT%	3.7	42.9%

Dead Ball Rebounds: 2, 0

Cincinnati - 86

Record: 3-0

NO.	Name	Min	FG	3P	FT	Rebounds	Fouls	TP	AS	TO	ST	Blocks	+/
			M-A	M-A	M-A	OR DR TOT	PF FD					BS BA	
23	Dillon Mitchell	F 23:59	6-9	0-1	0-2	3 6 9	2 2	12	0	1	1	1 1	41
41	Simas Lukosius	F 27:33	7-11	5-7	0-0	3 3 6	1 2	19	6	2	1	0 1	31
55	Aziz Bandoago	C 20:38	2-3	0-0	0-0	0 0 0	0 1	4	1	1	1	4 0	32
2	Jizzle James	G 28:05	8-11	1-3	2-2	0 6 6	0 0	19	4	4	1	1 0	39
8	Connor Hickman	G 25:39	2-7	0-3	0-0	0 3 3	0 1	4	3	0	1	0 1	21
14	Tyler Betsey	16:52	2-6	2-5	1-2	1 2 3	2 2	7	1	2	0	0 1	5
22	Arrinton Page	15:27	3-8	1-2	4-6	1 5 6	0 3	11	0	1	0	5 0	3
5	CJ Fredrick	04:05	0-0	0-0	0-0	0 0 0	0 0	0	0	0	0	0 0	2
10	Josh Reed	19:50	3-4	2-3	0-0	2 3 5	0 0	8	1	1	1	1 0	15
3	Rayvon Griffith	13:57	0-3	0-3	2-2	2 0 2	1 1	2	2	0	0	2 0	0
65	Halvine Dzallat	03:55	0-0	0-0	0-0	1 1 2	0 0	0	0	0	0	0 0	2
Team						2 2 4		0	0				
Totals			33:61	11:27	9:14	15 31 46	6 13	86	18	12	6	14 4	37

Technical Fouls: NONE

NIC		CIN		Points from Turnovers		NIC		CIN		Period by Period Scoring	
Biggest lead		0 (1 <sup>st</sup> 20:00)		39 (2 <sup>nd</sup> 1:44)		Turnovers		10 14		1st 2nd TOT	
Best Scoring Run		4 (1 <sup>st</sup> 12:38)		20 (2 <sup>nd</sup> 16:55)		Paint		30 34		NIC 22 27 49	
Lead Changes		0		Second Chance		Fast Breaks		8 15		CIN 42 44 86	
Times Tied		0		Bench		11 10					
Time with Lead		00:00		38:06							

## Cincinnati 83, Morehead State 56



Official Basketball Box Score - Final  
Morehead St. at Cincinnati  
11/04/24 Fifth Third Arena, Cincinnati  
Cincinnati vs. Morehead State

Game Time: 7:00 PM  
Game Duration: 1:56  
Attendance: 10,604

Officials: Antnio Petty, Tyler Kumpf, James Duke

Morehead St. - 56

Record: 1-2

NO.	Name	Min	FG	3P	FT	Rebounds	Fouls	TP	AS	TO	ST	Blocks	+/
			M-A	M-A	M-A	OR DR TOT	PF FD					BS BA	
13	Kenny White Jr.	F 28:11	3-11	1-1	3-4	3 2 5	1 3	10	2	0	0	0 0	-18
23	Dionte Miles	F 23:33	4-9	0-1	1-2	1 3 4	4 2	9	1	4	0	1 1	-25
0	Jalen Breazeale	G 27:08	3-7	1-2	2-2	0 1 1	0 1	9	1	2	0	0 1	-15
3	Kade Rueggsegger	G 33:48	2-10	2-5	0-0	0 1 1	0 0	6	0	0	0	2 2	-19
5	Tyler Brelsford	G 30:25	1-4	0-3	4-4	1 3 4	1 3	6	5	1	0	0 0	-30
11	Trent Scott	18:46	1-4	0-1	1-2	0 7 7	2 2	3	2	1	1	0 0	-10
8	Anouar Mellouk	15:37	2-4	0-0	0-0	0 1 1	1 0	4	0	0	0	0 0	-16
12	George Marshall	15:47	3-6	0-1	1-2	0 1 1	1 1	7	0	0	0	0 1	-5
14	Jaden Webb	06:45	1-1	0-0	0-2	1 0 1	2 2	2	0	0	0	1 0	3
Team						5 0 5		0	2				
Totals			20:56	4:14	12:18	11 19 30	12 14	56	11	10	1	2 5	-27

Technical Fouls: NONE

Shooting By Period		
1 <sup>st</sup> FG%	8.26	30.8%
3PT%	2.8	25.0%
FT%	1.2	50%
2 <sup>nd</sup> FG%	12.30	40.0%
3PT%	2.6	33.3%



## SINGLE-GAME TEAM RECORDS

## HIGHS

## Points

127	v. North Texas State	1957-58
123	v. St. Joseph's (Pa.)	1959-60
	v. North Texas State	1959-60
122	v. St. Joseph's (Ind.)	1976-77
120	v. Kent State	1976-77

## Points (Two Teams)

232	UC 119, Morehead St. 113	1957-58
-----	--------------------------	---------

## Points (One Half)

69	v. North Texas State	1957-58
68	v. DePaul	1997-98

## Field Goals Made

55	v. St. Joseph's (Ind.)	1975-76
	v. Wright State	1976-77
51	v. Northeast Illinois	1973-74
50	v. multiple opponents	

## Field Goals Attempted

132	v. Cedarville	1949-50
113	v. Cedarville	1950-51
	v. Western Reserve	1951-52
112	v. Wilmington	1951-52
109	v. Western Reserve	1952-53

## Field Goal Percentage

.672	v. E. Michigan (41-61)	1996-97
.667	v. St. Francis (Pa.) (32-48)	1990-91
.655	v. Austin Peay (38-58)	1992-93
.647	v. Central Florida (33-51)	2014-15
.647	v. F. Dickinson (44-68)	2016-17
.643	v. Memphis (27-42)	1986-87
	v. Kent State (36-56)	1990-91

## 3-Point Field Goals Made

24	v. Oakland	1998-99
18	v. Louisiana-Monroe	2001-02
<b>17</b>	<b>v. Tulane</b>	<b>2/7/23</b>
<b>17</b>	<b>v. Arizona</b>	<b>11/20/22</b>
17	v. Wofford	2006-07
<b>16</b>	<b>v. West Virginia</b>	<b>3/12/24</b>
<b>16</b>	<b>v. Detroit Mercy</b>	<b>11/10/23</b>
<b>16</b>	<b>v. Tulsa</b>	<b>1/20/22</b>
<b>16</b>	<b>v. Memphis</b>	<b>1/9/22</b>
16	v. Chicago State	2011-12
15	v. Tulsa	2017-18

## 3-Point Field Goals Attempted

<b>48</b>	<b>v. Tulane</b>	<b>2/7/23</b>
48	v. Oakland	1998-99
39	v. Savannah State	2017-18
<b>38</b>	<b>v. West Virginia</b>	<b>3/12/24</b>
<b>36</b>	<b>v. Tulsa</b>	<b>2/12/22</b>
	v. Eastern Kentucky	2008-09
	v. Temple	1993-94
	v. Coppin State	2001-02
<b>35</b>	<b>v. Georgia Tech</b>	<b>11/22/23</b>
	v. Chicago State	2011-12
34	v. Louisiana-Monroe	2001-02
	v. Chicago State	2013-14
	v. USF	2016-17
	<b>v. Arizona</b>	<b>11/20/22</b>
	<b>v. Detroit Mercy</b>	<b>12/21/22</b>
	<b>v. Detroit Mercy</b>	<b>11/10/23</b>
33	v. Memphis	2019-20
	v. Houston	2020-21

## 3-Point Field Goal Percentage (min:

## 5 made)

.833	v. Regis (5-6)	1986-87
.750	v. Central Florida (6-8)	2014-15
.741	v. Duke (5-7)	1998-99
.682	v. Tulsa (15-22)	2017-18
.667	v. Massachusetts (8-12)	1992-93
.643	v. Temple (9-14)	2014-15
.636	v. Stony Brook (7-11)	2014-15
.632	v. Vermont (12-19)	2019-20

## Free Throws Made

42	v. Louisville	2002-03
41	v. Arkansas-Pine Bluff	2015-16
38	v. UAB	1997-98
38	at UConn (AAC)	2016-17
37	v. North Texas State	1957-58
36	v. Bradley	1956-57

## Free Throws Attempted

59	v. Arkansas-Pine Bluff	2015-16
58	v. Louisville	2002-03
55	v. UAB	1997-98
55	v. Bowling Green	2019-20
51	v. North Texas State	1957-58
49	v. Miami (OH)	1952-53
	v. Miami (OH)	1956-57
	v. Arkansas	1995-96

## Free Throw Percent (min. 8x= made)

1.000	v. Loyola (Ill.) (12-12)	1986-87
	v. Saint Louis (8-8)	1992-93
	v. Temple (17-17)	1995-96
	v. Louisville (18-18)	2005-06
	<b>at Texas Tech (10-10)</b>	<b>2/3/24</b>

## Rebounds

84	v. Union	1954-55
82	v. Kent State	1952-53
80	v. Tennessee	1955-56
	v. North Texas State	1957-58

## Rebound Margin

+48	v. Chicago State	2013-14
+45	v. Tennessee	1955-56
+43	v. Union	1954-55
+40	v. Case Western Reserve	1952-53
	v. North Texas State	1957-58

## Assists

41	v. St. Joseph's (Ind.)	1975-76
32	v. Robert Morris	2015-16
29	v. Fairleigh Dickinson	2016-17
28	v. Pacific	1958-59
<b>27</b>	<b>(last vs. UAPB, 11/4/24)</b>	

## Steals

23	v. Ark.-Little Rock	2012-13
20	v. Tulane	1978-79
	v. Howard	1996-97
19	v. Akron	1976-77
	v. Arkansas-Pine Bluff	2015-16
18	v. Bowling Green	1989-90
	v. Wyoming	1995-96

## Blocked Shots

18	v. Marquette	2005-06
15	v. Iowa State	1999-00
14	v. DePaul	1997-98
13	v. Memphis	1999-00
	v. Miami (Ohio)	2004-05

## Turnovers

31	v. Cleveland State	1973-74
29	v. Pittsburgh	1978-79

	v. Tulane	1978-79
	v. Xavier	1997-98
	v. Central Michigan	2006-07

## Personal Fouls

39	v. William & Mary	1951-52
38	v. Morehead State	1955-56
	v. Louisville	1985-86
37	v. Miami (Ohio)	1951-52

## Disqualifications

5	v. William & Mary	1950-51
	v. St. Bonaventure	1950-51

## Overtime Periods

7	v. Bradley	1981-82
	(75-73 UC win), NCAA Record	

## Fewest Points Scored

11	v. Kentucky	1983-84
31	v. Louisville	1980-81
37	v. Louisville	1983-84
38	v. Georgia Tech	1977-88

## Fewest Field Goals Made

5	v. Kentucky	1983-84
12	v. Memphis	2008-09
	v. LaSalle	1948-49
13	v. Saint Louis	1960-61
	v. Connecticut	2013-14

## Fewest Field Goals Attempted

12	v. Kentucky	1983-84
----	-------------	---------

## Lowest Field Goal Percentage

.156	v. LaSalle (12-77)	1948-49
.207	v. Butler (17-82)	1948-49
.215	v. Butler (17-79)	1948-49
.222	v. Duquesne (14-63)	1951-52
.243	v. Miami (Ohio) (17-71)	1948-49

## Fewest 3-Point Field Goals Made

0	(last vs. Tulane, 2014-15)	
---	----------------------------	--

## Fewest 3-Point Field Goals Att.

2	v. South Carolina	1988-89
	v. Morehead State	1986-87

## Lowest 3-Point FG Percentage

.000	v. multiple opponents	
------	-----------------------	--

## Fewest Free Throws Made

0	v. Georgia Tech	1977-78
1	v. VCU	1978-79
	v. Kentucky	1983-84
	v. Pittsburgh	2013-14

## Fewest Free Throws Attempted

0	v. Georgia Tech	1977-78
2	v. Louisville	2008-09
	v. Kentucky	1983-84
	v. Tulane	1982-83
3	v. Brown	1973-74
	v. Pittsburgh	2013-14

## Lowest Free Throw Percentage

.143	v. Louisville (1-7)	2011-12
.222	v. UNC Wilmington (2-9)	2000-01
.240	v. Tulsa (6-25)	1968-69
.286	v. Toledo (4-14)	1951-52
.300	v. Tulsa (3-10)	1966-67
	v. East Carolina (3-10)	2001-02

## Fewest Rebounds

9	v. Kentucky	1983-84
13	v. Georgia Tech	1977-78
15	v. Louisville	1980-81

## Fewest Assists

1	v. Xavier	1968-69
2	v. multiple opponents	

## Fewest Steals

0	v. multiple opponents	
---	-----------------------	--

## Fewest Blocked Shots

0	v. multiple opponents	
---	-----------------------	--

## Fewest Turnovers

3	v. Ohio State	1960-61
	v. Louisville	1984-85
	v. Boston University	2001-02
	v. Villanova	2011-12
	v. Memphis	2013-14
	v. Texas Southern	2016-17
	v. Memphis	2017-18
4	v. Virginia Tech	1982-83
	v. Charlotte	2000-01
	v. Middle Tennessee	2003-04
	v. Georgetown	2005-06
	at Houston	2018-19
	<b>v. Detroit Mercy</b>	<b>12/21/22</b>
	<b>at South Florida</b>	<b>1/18/23</b>
	<b>v. Morehead State</b>	<b>11/8/24</b>

## Fewest Personal Fouls

<b>5</b>	<b>v. Chaminade</b>	<b>11/7/22</b>
	v. Southern Miss	1985-86
	v. VCU	2014-15

## 7 v. multiple opponents

Fewest Records begin with 1946-47



Leonard Stokes scored 31 points while Cincinnati set a school record, making 42 free throws in a 101-80 win over Louisville on Feb. 21, 2003.

SINGLE-GAME INDIVIDUAL RECORDS

Minutes Played

73	Bobby Austin v. Bradley	1981-82
64	Dwight Jones v. Bradley	1981-82
63	Junior Johnson v. Bradley	1981-82
	Mike Williams v. Bradley	1981-82
60	David Kennedy v. Memphis	1980-81
56	Troy Caupain vs. UConn	2015-16

Points

62	O. Robertson v. North Texas	1959-60
56	O. v. Seton Hall	1957-58
	O. Robertson v. Arkansas	1957-58
50	O. Robertson v. St. Louis	1957-58
	O. Robertson v. Wich. State	1957-58
	O. Robertson v. Iowa	1959-60

Field Goals Made

23	O. Robertson v. N. Texas St.	1959-60
22	O. Robertson v. Seton Hall	1957-58
21	O. Roberston v. Arkansas	1957-58
19	Larry Imburgia v. Cedarville	1950-51
	O. Robertson v. Kansas	1959-60

Field Goals Attempted

36	O. Robertson v. Arkansas	1957-58
34	O. Robertson v. Miami (Ohio)	1958-59
33	Jack Twyman v. WKU	1954-55
	O. Robertson v. Iowa	1959-60
32	Jack Twyman v. Ball State	1954-55
	O. Robertson v. Seton Hall	1957-58
	O. Robertson v. Bradley	1959-60
	O. Robertson v. Wichita State	1959-60
	LaZelle Durden v. Wyoming	1994-95

Field Goal Percentage (min. 10 made)

.933	Danny Fortson v. E. Mich. (14-15)	1996-97
.923	George Wilson v. Ohio (12-13)	1962-63
.917	Kenyon Martin v. UNLV (11-12)	1998-99
.909	Erik Martin v. SEMO (10-11)	1992-93
	Eric Hicks v. DePaul (10-11)	2004-05

3-Point Field Goals Made

10	Melvin Levett v. E. Kentucky	1997-98
9	<b>Landers Nolley II vs. Arizona</b>	<b>11/21/22</b>
	LaZelle Durden v. Memphis	1993-94
	Deonta Vaughn v. Wofford	2006-07
	Deonta Vaughn v. C. Carolina	2007-08
8	Nick Van Exel v. Temple	1992-93
	LaZelle Durden v. Temple	1993-94
	LaZelle Durden v. Austin Peay	1993-94
	LaZelle Durden v. Chgo State	1993-94
	LaZelle Durden v. Saint Louis	1993-94
	LaZelle Durden v. Dayton	1993-94
	Melvin Levett v. Oakland	1998-99
	Steve Logan v. Oakland	1998-99
	Field Williams v. Coppin State	2003-04
	Tony Bobbitt v. USF	2003-04
	Deonta Vaughn v. UConn	2007-08
	Sean Kilpatrick v. N.C. A&T	2012-13
	<b>Simas Lukosius v. San Fran.</b>	<b>2023-24</b>

3-Point Field Goals Attempted

20	LaZelle Durden v. Wyoming	1994-95
17	LaZelle Durden v. Temple	1993-94
	LaZelle Durden v. Dayton	1993-94
	Deonta Vaughn v. Wofford	2006-07
16	Darnell Burton v. Miss. State	1995-96
	Melvin Levett v. Oakland	1998-99
	Deonta Vaughn v. USF	2006-07

3-Point Field Goal Percentage (min. 5 made)

1.000	Field Williams v. Louisville (5-5)	2001-02
1.000	Marcus Sikes v. G'town (5-5)	2006-07
1.000	Sean Kilpatrick v. Wright State (5-5)	2010-11
1.000	Justin Jenifer v. SMU (5-5)	2018-19
.833	Darnell Burton v. Xavier (5-6)	1995-96
.800	Field Williams v. Cop. State (8-10)	2003-04
.800	<b>Simas Lukosius vs. San Fran. (8-10)</b>	<b>3/20/24</b>

Free Throws Made

22	O. Robertson v. North Texas St.	1958-59
20	O. Robertson v. Wichita St.	1957-58
19	Deonta Vaughn v. Notre Dame	2008-09
	O. Robertson v. St. Bonaventure	1959-60
18	O. Robertson v. Drake	1959-60
	Bobby Brannen v. Minnesota	1997-98

Free Throws Attempted

25	O. Robertson v. North Texas St.	1958-59
	O. Robertson v. St. Bonaventure	1959-60
22	Deonta Vaughn v. N.Dame	2008-09
	O. Robertson v. Miami (Ohio)	1957-58
	Jarron Cumberland v. Temple	2019-20
21	O. Robertson v. Wichita St.	1957-58
	Chris McNeal v. BGSU	2019-20
20	O. Robertson v. New York	1958-59
	O. Robertson v. Drake	1959-60
	Bobby Brannen v. Minnesota	1997-98
	Jason Maxiell v. Valparaiso	2003-04

Free Throw Percentage (min. 10 made)

	Sean Kilpatrick v. IA State (16-16)	2012-13
	O. Robertson v. Xavier (14-14)	1957-58
	Bobby Brannen v. So. Miss. (14-14)	1997-98
	O. Robertson v. Seton Hall (12-12)	1957-58
	Steve Logan v. IA State (12-12)	1999-00
	<b>David Delulius v. Houston (12-12)</b>	<b>2021-22</b>
	Steve Logan v. USF (11-11)	2000-01
	Sean Kilpatrick v. L'ville (11-11)	2013-14
	Junior Johnson v. Xavier (10-10)	1982-83
	Bobby Brannen v. Morehead St. (10-10)	1997-98
	Steve Logan v. W. Forest (10-10)	2001-02
	Eric Hicks v. Louisville (10-10)	2005-06
	Yancy Gates v. G'town (10-10)	2010-11

Rebounds

33	Connie Dierking v. Loyola (La.)	1956-57
31	Connie Dierking v. North Texas	1957-58
30	Jack Twyman v. Miami (Ohio)	1954-55
	Connie Dierking v. GW	1955-56

Assists

16	Steve Logan v. Coppin State	2001-02
15	Eddie Lee v. Seton Hall	1978-79
13	O. Robertson v. K-State	1958-59
12	O. Robertson v. Pacific	1958-59
	O. Robertson v. DePaul	1959-60
	Dean Foster v. Wichita State	1965-66
	Eddie Lee v. West Virginia	1978-79
	Eddie Lee v. Florida State	1978-79
	Eddie Lee v. North Carolina	1979-80
	Elnardo Givens v. S. Florida	1987-88
	David Delulius v. SMU	2020-21
	<b>David Delulius v. ECU</b>	<b>1/11/23</b>

Steals

8	Dick Dallmer v. Xavier	1948-49
	Tony Bobbitt v. Coppin State	2003-04
7	Michael Horton v. Louisville	1997-98
	Cashmere Wright v. Villanova	2011-12
6	Brian Williams v. Kent State	1976-77
	Brian Williams v. St. Joe's (Ind.)	1976-77
	Eddie Lee v. Rutgers	1976-77
	Bobby Austin v. Tulane	1978-79
	Kenneth Henry v. ECU	1985-86
	Ronnie Ellison v. NKU	1987-88
	Ronnie Ellison v. VA Tech	1987-88
	Allen Jackson v. Saint Louis	1991-92
	Terry Nelson v. GA Southern	1992-93
	Erik Martin v. Xavier	1992-93
	Charles Williams v. Howard	1996-97
	Kenyon Martin v. Nicholls State	1998-99
	Deonta Vaughn v. NC State	2006-07
	Cashmere Wright v. Villanova	2011-12
	Sean Kilpatrick v. Ark.-Pine Bluff	2011-12

Blocked Shots

10	Rick Roberson v. Bradley	1966-67
	Jim Ard v. Miami (Ohio)	1968-69
	Kenyon Martin v. DePaul	1997-98
	Kenyon Martin v. Memphis	1999-00

	Eric Hicks v. Marquette	2005-06
8	George Wilson v. Dayton	1963-64
	Kenyon Martin v. Louisville	1997-98
	Eric Hicks v. Xavier	2003-04
	Jason Maxiell v. Houston	2004-05
	<b>Viktor Lakhin v. SMU</b>	<b>1/14/23</b>

Turnovers

11	Dean Foster v. Wichita State	1965-66
10	Derrek Dickey v. Louisville	1971-72
	Dwight Jones v. Augustana	1979-80

TRIPLE DOUBLES

Oscar Robertson v. Pacific (39 points, 23 rebounds, 10 assists)	Dec. 17, 1958
Oscar Robertson v. Miami (Ohio) (43 points, 21 rebounds, 10 assists)	Feb. 17, 1959
Oscar Robertson v. Wichita State (34 points, 14 rebounds, 11 assists)	Feb. 21, 1959
Oscar Robertson v. Kansas State (24 points, 17 rebounds, 13 assists)	Mar. 14, 1959
Oscar Robertson v. Louisville (39 points, 17 rebounds, 10 assists)	Mar. 21, 1959
Oscar Robertson v. Indiana State (45 points, 23 rebounds, 10 assists)	Dec. 1, 1959
Oscar Robertson v. Bradley (42 points, 22 rebounds, 10 assists)	Dec. 22, 1959
Oscar Robertson v. N. Texas State (16 points, 11 rebounds, 11 assists)	Feb. 8, 1960
Oscar Robertson v. California (18 points, 10 rebounds, 10 assists)	Mar. 18, 1960
Oscar Robertson v. New York (32 points, 14 rebounds, 11 assists)	Mar. 19, 1960
Rick Roberson v. Bradley (16 points, 10 rebounds, 10 blocks)	Jan. 17, 1967
Kenyon Martin v. DePaul (24 points, 23 rebounds, 10 blocks)	Feb. 21, 1997
Kenyon Martin v. Memphis (28 points, 13 rebounds, 10 blocks)	Jan. 19, 2000
Kenny Satterfield v. Tulane (12 points, 11 rebounds, 10 assists)	Jan. 29, 2001
Eric Hicks v. Marquette (22 points, 12 rebounds, 10 blocks)	Jan. 7, 2006

Triple Double Leaders

Oscar Robertson	10
Kenyon Martin	2
Eric Hicks	1
Rick Roberson	1
Kenny Satterfield	1



# 2024-25 Cincinnati Men's Basketball Combined Team Statistics All games

Page 1/1  
as of Nov 20, 2024

## Game Records

Record	Overall	Home	Away	Neutral
ALL GAMES	4-0	3-0	1-0	0-0
CONFERENCE	0-0	0-0	0-0	0-0
NON-CONFERENCE	4-0	3-0	1-0	0-0

## Score by Periods

Team	1st	2nd	OT	TOT
Cincinnati	166	188	0	354
Opponents	101	118	0	219

## Team Box Score

No.	Player				Total		3-Point		F-Throw		Rebounds														
		GP-GS	MIN	AVG	FG-FGA	FG%	3FG-3FGA	3FG%	FT-FTA	FT%	OFF	DEF	TOT	AVG	PF	DQ	A	TO	BLK	STL	PTS	AVG			
41	LUKOSIUS, Simas	4-4	106:06	26.5	27-37	.730	16-23	.696	1-2	.500	4	9	13	3.3	6	0	19	2	0	3	71	17.8			
0	SKILLINGS JR., Dan	1-1	22:38	22.6	6-11	.545	1-3	.333	4-4	1.000	5	6	11	11.0	0	0	4	2	1	1	17	17.0			
2	JAMES, Jizzle	4-4	106:16	26.6	24-45	.533	5-11	.455	3-5	.600	3	13	16	4.0	3	0	22	8	2	5	56	14.0			
23	MITCHELL, Dillon	4-4	100:39	25.2	24-35	.686	0-4	.000	0-6	.000	7	25	32	8.0	6	0	7	5	2	7	48	12.0			
22	PAGE, Arrinten	4-0	61:01	15.3	13-24	.542	1-2	.500	14-19	.737	6	11	17	4.3	6	0	2	4	6	1	41	10.3			
55	BANDAOGO, Aziz	4-4	90:42	22.7	15-19	.789	0-0	.000	5-8	.625	5	12	17	4.3	2	0	3	2	14	3	35	8.8			
8	HICKMAN, Connor	4-3	100:51	25.2	12-25	.480	5-15	.333	0-1	.000	2	8	10	2.5	6	0	7	3	1	5	29	7.3			
14	BETSEY, Tyler	4-0	67:46	16.9	9-21	.429	7-14	.500	2-6	.333	3	11	14	3.5	6	0	4	4	1	1	27	6.8			
3	GRIFFITH, Rayvon	3-0	30:17	10.1	2-10	.200	1-8	.125	5-5	1.000	2	0	2	0.7	5	0	2	1	2	0	10	3.3			
10	REED, Josh	4-0	51:04	12.8	4-9	.444	2-4	.500	0-0	.000	2	6	8	2.0	2	0	6	1	2	2	10	2.5			
5	FREDRICK, CJ	4-0	42:31	10.6	2-5	.400	2-4	.500	2-2	1.000	0	1	1	0.3	0	0	2	0	0	1	8	2.0			
1	THOMAS, Day Day	1-0	13:31	13.5	1-5	.200	0-1	.000	0-0	.000	0	2	2	2.0	0	0	4	3	1	0	2	2.0			
65	DZELLAT, Halvine	3-0	06:38	2.2	0-0	.000	0-0	.000	0-0	.000	1	1	2	0.7	0	0	0	0	0	0	0	0.0			
Team											3	3	6												
Total		4	800		139-246	.565	40-89	.449	36-58	.621	43	108	151	37.8	42	0	82	35	32	29	354	88.5			
Opponents		4	800		87-245	.355	17-65	.262	28-47	.596	51	72	123	30.8	55	1	38	53	8	20	219	54.8			

## Team Statistics

	UC	OPP
<b>Scoring</b>	<b>354</b>	<b>219</b>
Points per game	88.5	54.8
Scoring margin	+33.8	-
<b>Field goals-att</b>	<b>139-246</b>	<b>87-245</b>
Field goal pct	.565	.355
<b>3 point fg-att</b>	<b>40-89</b>	<b>17-65</b>
3-point FG pct	.449	.262
3-pt FG made per game	10.0	4.3
<b>Free throws-att</b>	<b>36-58</b>	<b>28-47</b>
Free throw pct	.621	.596
F-Throws made per game	9.0	7.0
<b>Rebounds</b>	<b>151</b>	<b>123</b>
Rebounds per game	37.8	30.8
Rebounding margin	+7.0	-
<b>Assists</b>	<b>82</b>	<b>38</b>
Assists per game	20.5	9.5
<b>Turnovers</b>	<b>35</b>	<b>53</b>
Turnovers per game	8.8	13.3
Turnover margin	+4.5	-
Assist/turnover ratio	2.3	0.7
<b>Steals</b>	<b>29</b>	<b>20</b>
Steals per game	7.3	5.0
<b>Blocks</b>	<b>32</b>	<b>8</b>
Blocks per game	8.0	2.0
<b>Winning streak</b>	<b>4</b>	<b>-</b>
Home win streak	3	-
<b>Attendance</b>	<b>31379</b>	<b>7485</b>
Home games-Avg/Game	3-10460	1-7485
Neutral site-Avg/Game	-	0-0

## Team Results

Date	Opponent		Score	Att.
11/04/2024	Ark.-Pine Bluff	W	109-54	10290
11/08/2024	Morehead St.	W	83-56	10604
11/15/2024	Nicholls	W	86-49	10485
11/19/2024	at Northern Ky.	W	76-60	7485





2024-25 Cincinnati Men's Basketball  
Team Game-by-Game  
All games

Page 1/1  
as of Nov 20, 2024

				Total		3-Pointers		Free throws		Rebounds											
Opponent	Date	Score		FG-FGA	PCT	3FG-3FGA	PCT	FT-FTA	PCT	OFF	DEF	TOT	AVG	PF	A	TO	BLK	STL	PTS	AVG	
Ark.-Pine Bluff	11/04/2024	109-54	W	42-72	.583	12-24	.500	13-23	.565	17	31	48	48.0	12	27	9	7	10	109	109.0	
Morehead St.	11/08/2024	83-56	W	33-55	.600	6-16	.375	11-15	.733	5	25	30	39.0	14	18	4	5	3	83	96.0	
Nicholls	11/15/2024	86-49	W	33-61	.541	11-27	.407	9-14	.643	15	31	46	41.3	6	18	12	14	6	86	92.7	
at Northern Ky.	11/19/2024	76-60	W	31-58	.534	11-22	.500	3-6	.500	6	21	27	37.8	10	19	10	6	10	76	88.5	
Total		354		139-246	.565	40-89	.449	36-58	.621	43	108	151	37.8	42	82	35	32	29	354	88.5	
Opponents		219		87-245	.355	17-65	.262	28-47	.596	51	72	123	30.8	55	38	53	8	20	219	54.8	

Cincinnati Averages

Games Played	Points/game	FG Pct	3FG Pct	FT Pct	Rebounds/game	Assists/game	Turnovers/game	Assist/Turnover ratio	Steals/game	Blocks/game
4	88.5	56.5	44.9	62.1	37.8	20.5	8.8	2.3	7.3	8.0



2024-25 Cincinnati Men's Basketball  
Opponents Game-by-Game  
All games

Page 1/1  
as of Nov 20, 2024

				Total		3-Pointers		Free throws		Rebounds											
Opponent	Date	Score		FG-FGA	PCT	3FG-3FGA	PCT	FT-FTA	PCT	OFF	DEF	TOT	AVG	PF	A	TO	BLK	STL	PTS	AVG	
Ark.-Pine Bluff	11/04/2024	109-54	W	20-59	.339	5-19	.263	9-14	.643	8	17	25	25.0	20	7	17	2	5	54	54.0	
Morehead St.	11/08/2024	83-56	W	20-56	.357	4-14	.286	12-18	.667	11	19	30	27.5	12	11	10	2	1	56	55.0	
Nicholls	11/15/2024	86-49	W	21-69	.304	4-18	.222	3-7	.429	17	15	32	29.0	13	11	11	4	8	49	53.0	
at Northern Ky.	11/19/2024	76-60	W	26-61	.426	4-14	.286	4-8	.500	15	21	36	30.8	10	9	15	0	6	60	54.8	
Total		219		87-245	.355	17-65	.262	28-47	.596	51	72	123	30.8	55	38	53	8	20	219	54.8	
Cincinnati		354		139-246	.565	40-89	.449	36-58	.621	43	108	151	37.8	42	82	35	32	29	354	88.5	

Opponents Averages

Games Played	Points/game	FG Pct	3FG Pct	FT Pct	Rebounds/game	Assists/game	Turnovers/game	Assist/Turnover ratio	Steals/game	Blocks/game
4	54.8	35.5	26.2	59.6	30.8	9.5	13.3	0.7	5.0	2.0