

CINCINNATI BASKETBALL

2 NATIONAL TITLES • 6 FINAL FOURS • 8 ELITE EIGHTS • 10 SWEET SIXTEENS • 32 NCAA TOURNAMENTS • 40 CONFERENCE CHAMPIONSHIPS

2017-18 AMERICAN ATHLETIC CONFERENCE REGULAR-SEASON AND TOURNAMENT CHAMPIONS

GAME 11

RV/RV **CINCINNATI (9-1)** AT ^{18/17} **MISSISSIPPI STATE (8-1)**
 Saturday, Dec. 15 • 8:30 p.m. (ET) • Humphrey Coliseum • Starkville, Miss.

GAME AT A GLANCE

SERIES INFO: Sixth meeting; Cincinnati leads 3-2 overall; Cincinnati leads 1-0 at home; Series is tied 2-2 at neutral sites.
LAST MEETING: Cincinnati won 65-50 on Dec. 12, 2017 at BB&T Arena in Highland Heights, Ky.
STREAK: Cincinnati - Won 1
COACHES: **Mick Cronin** is in his 13th season at Cincinnati (277-141); 16th season overall (346-165)
Ben Howland is in his fourth season at Mississippi State (63-46); 23rd season overall (464-252)
AP/USA TODAY RANKINGS (DEC. 10): Cincinnati (RV/RV); Mississippi State (18/17)
RADIO: 700 WLW; **Dan Hoard** provides play-by-play with color analyst **Terry Nelson**
TV: SEC Network; **Richard Cross** provides play-by-play with color analyst **Debbie Antonelli**
JOIN THE CONVERSATION (TWITTER, FACEBOOK & INSTAGRAM): @GoBearsMBB or GoBearsMBB

CINCINNATI PROBABLE STARTERS

NO.	NAME	POS.	HT.	WT.	CL.-EXP.	HOMETOWN	GP-GS	PPG	RPG	APG	MIN
3	Justin Jenifer	G	5-10	175	Sr.-3L	Baltimore, Md.	9-9	7.0	1.1	4.3	23.6
2	Keith Williams	G	6-5	210	So.-1L	Brooklyn, N.Y.	10-9	10.7	4.0	1.2*	23.3
34	Jarron Cumberland	G	6-5	205	Jr.-2L	Wilmington, Ohio	10-10	15.3	2.7	3.2	27.4
13	Trevon Scott	F	6-8	225	R-Jr.-2L	Townsend, Ga.	10-10	10.9	6.8	1.3	30.5
33	Nysier Brooks	C	6-11	240	Jr.-2L	Philadelphia, Pa.	10-10	7.5	5.3	1.4^	21.9

OFF THE BENCH

15	Cane Broome	G	6-0	165	Sr.-1L	East Hartford, Conn.	10-2	9.8	1.8	2.3	23.9
22	Eliel Nsoseme	F/C	6-9	225	So.-1L	Kinshasa, Congo	10-0	2.4	5.0	0.5^	13.3
5	Trevor Moore	G	6-5	195	So.-1L	Houston, Texas	9-0	2.0	1.4	1.0	11.9
10	Rashawn Fredericks	G/F	6-5	200	Jr.-Tr.	St. Croix, Virgin Islands	10-0	3.6	1.6	0.5	11.8
0	Logan Johnson	G	6-2	175	Fr.-HS	Mountain View, Calif.	10-0	3.2	1.4	1.3	11.7
20	Mamoudou Diarra	F	6-9	215	R-Fr.-HS	Bamako, Mali	4-0	3.3	2.8	0.3	8.0
31	Sam Martin	G	5-10	170	So.-1L	Cincinnati, Ohio	3-0	1.7	0.0	0.3	2.3
32	John Koz	G	6-1	200	Jr.-2L	Cleveland, Ohio	2-0	0.0	0.5	0.0	2.0
11	LaQuill Hardnett	F	6-8	210	Fr.-HS	Philadelphia, Pa.	-	17.0#	10.0#	4.0#	-
24	Prince Gillam Toyambi	F	6-7	225	Fr.-HS	Kinshasa, Congo	-	17.4#	9.7#	1.3*#	-

Starters listed based on last game; #-Statistics from high school senior year; e-Statistics from 2018 summer AAU;

^-Blocks; *-Steals

CINCINNATI STORYLINES

- » **Jarron Cumberland** is a preseason first team all-conference honoree and a Jerry West Shooting Guard of the Year preseason watch list selection. He has scored 20 or more points three times in 2018-19, including a game-high 25 points against Ole Miss (11/24) in the championship game of the Emerald Coast Classic.
- » **Justin Jenifer** ranked first in the nation entering Tuesday with a 7.8-to-1 assist-to-turnover ratio. He has 39 assists with five turnovers in 2018-19.
- » **Keith Williams** is averaging 11.4 points while shooting 51.3 percent (40 of 78) from the floor to go with 4.1 rebounds and 11 steals as a starter.
- » **Trevon Scott** posted a pair of double-doubles last week, including 22 points and 10 rebounds against Northern Kentucky (12/4). He leads UC in rebounds (6.8) and is second in points (10.9) and field goal percentage (.538).
- » The Bearcats have won as many as nine consecutive games for the sixth time in the Mick Cronin coaching era (since the start of 2006-07) and the third time since the start of 2016-17.
- » Cincinnati entered Tuesday ranked among the nation's winningest programs since the start of the 2016-17 season, tying Kansas for third with 70 wins. Gonzaga (78) and Villanova (76) ranked first and second, respectively.
- » Cincinnati is one of six schools in the nation to have appeared in the last eight NCAA Tournaments, joining Duke, Gonzaga, Kansas, Michigan State and North Carolina.
- » Over the last eight-plus seasons, Cincinnati has posted a 216-73 overall mark, with 72 league wins, two AAC regular-season titles and the 2018 AAC tournament championship.

2018-19 SCHEDULE/RESULTS

Day/Date	Opponent	TV	Time/Result
Thurs./Nov. 1	Tusculum (Exhibition)	Bearcats TV	W, 68-41
Wed./Nov. 7	Ohio State	ESPN2	L, 56-64
Tues./Nov. 13	North Carolina Central-1	FOX Sports Ohio	W, 73-51
Fri./Nov. 16	Milwaukee	ESPN3	W, 76-64
Mon./Nov. 19	Western Michigan-1	ESPN3	W, 78-52

EMERALD COAST CLASSIC (Niceville, Fla.)

Fri./Nov. 23	vs. George Mason-2	CBS Sports Network	W, 71-55
Sat./Nov. 24	vs. Ole Miss-2	CBS Sports Network	W, 71-57

Tues./Nov. 27	Arkansas-Pine Bluff	FOX Sports Ohio	W, 105-49
Sat./Dec. 1	at UNLV	CBS Sports Network	W, 65-61
Tues./Dec. 4	NKU	FOX Sports Ohio	W, 78-65
Sat./Dec. 8	Xavier-3	ESPN2	W, 62-47
Sat./Dec. 15	at No. 18 Mississippi State	SEC Network	8:30 p.m.
Wed./Dec. 19	UCLA	ESPN2	9 p.m.
Sat./Dec. 22	South Carolina State	FOX Sports Ohio	2 p.m.
Wed./Jan. 2	Tulane •	CBS Sports Network	6:30 p.m.
Sat./Jan. 5	at ECU •	CBS Sports Network	1 p.m.
Thurs./Jan. 10	at Tulsa •	ESPN2	7 p.m.
Sat./Jan. 12	UConn •	ESPN2/ESPNU	8 p.m.
Tues./Jan. 15	USF •	ESPNews	7 p.m.
Sat./Jan. 19	at Wichita State •	CBS	2 p.m.
Thurs./Jan. 24	Tulsa •	ESPN/ESPN2	7 p.m.
Sun./Jan. 27	at Temple •	CBS Sports Network	Noon
Sat./Feb. 2	SMU •	CBS Sports Network	8 p.m.
Thurs./Feb. 7	at Memphis •	ESPN/ESPN2	7 p.m.
Sun./Feb. 10	at Houston •	ESPN	4 p.m.
Sun./Feb. 17	Wichita State •	ESPN	1 p.m.
Thurs./Feb. 21	UCF •	ESPN/ESPN2	7 p.m.
Sun./Feb. 24	at UConn •	ESPN	2 p.m.
Wed./Feb. 27	at SMU •	CBS Sports Network	9 p.m.
Sat./Mar. 2	Memphis •	ESPN2/ESPNU	8 p.m.
Thurs./Mar. 7	at UCF •	ESPN/ESPN2	7 p.m.
Sun./Mar. 10	Houston •	CBS	Noon

AMERICAN CHAMPIONSHIP

Mar. 14-17	TBA-4	ESPN Networks	TBA
------------	-------	---------------	-----

NCAA CHAMPIONSHIP

Mar. 19-20	First Four-5	Turner	TBA
Mar. 21-24	First & Second Rounds-6	CBS/Turner	TBA
Mar. 28-31	Regional Semifinals & Finals-7	CBS/Turner	TBA
Apr. 6-8	Final Four & Championship-8	CBS/Turner	TBA

Notes: All times listed are Eastern and subject to change. Home games in **boldface**.

(•) - Denotes American Athletic Conference game.

Key: ESPN/ESPN2 or ESPN2/ESPNU - Game times and/or television network information will be announced about two weeks prior.

1-Emerald Coast Classic (campus sites); 2-Emerald Coast Classic (The Arena at Northwest Florida State College); 3-Skyline Chili Crosstown Shootout; 4-American Championship (FedEx Forum); 5-NCAA Championship First Four site: Dayton, Ohio (University of Dayton Arena); 6-NCAA Championship First and Second Round sites: Hartford, Conn. (XL Center); Salt Lake City, Utah (Vivint Smart Memorial Arena); Des Moines, Iowa (Wells Fargo Arena); Jacksonville, Fla. (Jacksonville Veterans Memorial Arena); Tulsa, Okla. (BOK Center); Columbus, Ohio (Nationwide Arena); Columbia, S.C. (Colonial Life Arena); San Jose, Calif. (SAP Center); 7-NCAA Championship Regional sites: Louisville, Ky. (KFC Yum! Center); Anaheim, Calif. (Honda Center); Washington, D.C. (Capitol One Arena); Kansas City, Mo. (Sprint Center); 8-NCAA Championship Final Four site: Minneapolis, Minn. (U.S. Bank Stadium).

2018-19 CINCINNATI NUMERICAL ROSTER

NO.	NAME	POS.	HT.	WT.	CLASS	EXP.	HOMETOWN/LAST SCHOOL
0	Logan Johnson	G	6-2	175	Fr.	HS	Mountain View, Calif./Saint Francis HS
2	Keith Williams	G	6-5	210	So.	1L	Brooklyn, N.Y./Bishop Loughlin Memorial
3	Justin Jenifer	G	5-10	175	Sr.	3L	Baltimore, Md./Milford Mill Academy
5	Trevor Moore	G	6-5	195	So.	1L	Houston, Texas/South Kent Prep (Conn.)
10	Rashawn Fredericks	G/F	6-5	200	Jr.	Tr.	St. Croix, Virgin Islands/Motlow State CC
11	LaQuill Hardnett	F	6-8	210	Fr.	HS	Philadelphia, Pa./Perry Hall HS
13	Trevon Scott	F	6-8	225	R-Jr.	2L	Townsend, Ga./McIntosh County Academy
15	Cane Broome	G	6-0	165	Sr.	1L	East Hartford, Conn./Sacred Heart
20	Mamoudou Diarra	F	6-9	215	R-Fr.	HS	Bamako, Mali/22 Feet Academy (S.C.)
22	Eliel Nsoseme	F/C	6-9	225	So.	1L	Kinshasa, Congo/RISE Centre Academy (Ontario, Canada)
24	Prince Gillam Toyambi	F	6-7	225	Fr.	HS	Kinshasa, Congo/Fresno HS (Calif.)
31	Sam Martin #	G	5-10	170	So.	1L	Cincinnati, Ohio/Summit Country Day
32	John Koz #	G	6-1	200	Jr.	2L	Cleveland, Ohio/Bay HS
33	Nysier Brooks	C	6-11	240	Jr.	2L	Philadelphia, Pa./Advanced Prep International (Texas)
34	Jarron Cumberland	G	6-5	205	Jr.	2L	Wilmington, Ohio/Wilmington HS

2018-19 CINCINNATI ALPHABETICAL ROSTER

NO.	NAME	POS.	HT.	WT.	CLASS	EXP.	HOMETOWN/LAST SCHOOL
33	Nysier Brooks	C	6-11	240	Jr.	2L	Philadelphia, Pa./Advanced Prep International (Texas)
15	Cane Broome	G	6-0	165	Sr.	1L	East Hartford, Conn./Sacred Heart
34	Jarron Cumberland	G	6-5	205	Jr.	2L	Wilmington, Ohio/Wilmington HS
20	Mamoudou Diarra	F	6-9	215	R-Fr.	HS	Bamako, Mali/22 Feet Academy (S.C.)
10	Rashawn Fredericks	G/F	6-5	200	Jr.	Tr.	St. Croix, Virgin Islands/Motlow State CC
11	LaQuill Hardnett	F	6-8	210	Fr.	HS	Philadelphia, Pa./Perry Hall HS
3	Justin Jenifer	G	5-10	175	Sr.	3L	Baltimore, Md./Milford Mill Academy
0	Logan Johnson	G	6-2	175	Fr.	HS	Mountain View, Calif./Saint Francis HS
32	John Koz #	G	6-1	200	Jr.	2L	Cleveland, Ohio/Bay HS
31	Sam Martin #	G	5-10	170	So.	1L	Cincinnati, Ohio/Summit Country Day
5	Trevor Moore	G	6-5	195	So.	1L	Houston, Texas/South Kent Prep (Conn.)
22	Eliel Nsoseme	F/C	6-9	225	So.	1L	Kinshasa, Congo/RISE Centre Academy (Ontario, Canada)
13	Trevon Scott	F	6-8	225	R-Jr.	2L	Townsend, Ga./McIntosh County Academy
24	Prince Gillam Toyambi	F	6-7	225	Fr.	HS	Kinshasa, Congo/Fresno HS (Calif.)
2	Keith Williams	G	6-5	210	So.	1L	Brooklyn, N.Y./Bishop Loughlin Memorial

- Walk-on

COACHING & SUPPORT STAFF

Head Coach: Mick Cronin (13th season at UC; 16th season overall)
 Associate Head Coach: Darren Savino
 Assistant Coaches: Antwon Jackson, Greg Youncofski
 Assistant to the Head Coach: Mark Berger
 Director of Student-Athlete Development: T.J. Wolf
 Program Assistant: JaQuon Parker

Senior Associate AD/Medical Services: Bob Mangine
 Director of Sports Performance: Mike Rehfeldt
 Assistant Director of Equipment: Andy Frigge

CINCINNATI QUICK FACTS

GENERAL INFORMATION

Location	Cincinnati, Ohio 45221
Founded	1819
Enrollment	45,949
Nickname	Bearcats
Colors	Red (PMS: 186) and Black
Arena (Capacity)	Fifth Third Arena (12,012)
Affiliation	NCAA Division I
Conference	American
President	Dr. Neville G. Pinto
Director of Athletics	Mike Bohn
Faculty Representative	Dr. David M. Szymanski
Department of Athletics Phone	(513) 556-4603
Athletics Ticket Office Phone	(877) CATS-TIX

ATHLETIC COMMUNICATIONS

Asst. AD/Primary Basketball Contact	Andre Foushee
Office/Cell Phone	(513) 556-5182/(859) 797-7871
Email Address	Andre.Foushee@uc.edu
Assoc. Director/Secondary Basketball Contact	Alex Ryan
Office/Cell Phone	513-556-0618/(513) 623-9992
Email Address	Alex.Ryan@uc.edu
Press Row Phone	(513) 556-3800
Website	GoBearcats.com
Twitter, Facebook, Instagram	@GoBearcatsMBB or GoBearcatsMBB

BASKETBALL STAFF

Head Coach	Mick Cronin (Cincinnati 1997)
Basketball Office Phone	(513) 556-5847
Associate Head Coach	Darren Savino (Jersey City 1994)
Assistant Coach	Antwon Jackson (Pikeville College 1993)
Assistant Coach	Greg Youncofski (2013)
Assistant to the Head Coach	Mark Berger (Cincinnati 2001)
Dir. of Student-Athlete Development	T.J. Wolf (Murray State 2007)
Program Assistant	JaQuon Parker (Cincinnati 2014)
Student Assistant	DerMarr Johnson
Sr. Assoc. AD/Medical Services	Bob Mangine (Pittsburgh 1973)
Dir. of Sports Performance	Mike Rehfeldt (St. Cloud St. 2005)

HISTORY

First year of basketball	1901-02
All-time record	1,797-1,009 (.640)
NCAA appearances/last	32/2018
All-time record	46-31 (.597)
National Championships	2/1961, 1962
Final Four appearances/last	6/1992
Elite Eight appearances/last	8/1996
Sweet 16 appearances/last	10/2012
Conference Regular-Season Championships/last	19/2018
Conference Tournament Championships/last	21/2018
Postseason NIT appearances/last	10/2010
All-time record	8-10 (.444)

PRONUNCIATION

NYSIER Brooks	nah-SEER
JARRON Cumberland	JAIR-in
MAMOUDOU DIARRA	MAMA-doo DEE-are-eh
John KOZ	rhymes with nose
ELIEL NSOSEME	A-lee-el SO-semeH
TREVON Scott	TREY-vaughn
Prince Gillam TOYAMBI	toy-YAHM-bee

ROSTER INFORMATION

By State/Country

California	(1) Logan Johnson
Connecticut	(1) Cane Broome
Democratic Republic of Congo	(2) Eliel Nsoseme, Prince Gillam Toyambi
Georgia	(1) Trevor Scott
Mali	(1) Mamoudou Diarra
Maryland	(1) Justin Jenifer
New York	(1) Keith Williams
Ohio	(3) Jarron Cumberland, John Koz, Sam Martin
Pennsylvania	(2) Nysier Brooks, LaQuill Hardnett
Texas	(1) Trevor Moore
Virgin Islands	(1) Rashawn Fredericks

By Class

True Freshmen	(3) LaQuill Hardnett, Logan Johnson, Prince Gillam Toyambi
R-Freshmen	(1) Mamoudou Diarra
Sophomores	(4) Sam Martin, Trevor Moore, Eliel Nsoseme, Keith Williams
Juniors	(4) Nysier Brooks, Jarron Cumberland, Rashawn Fredericks, John Koz
R-Juniors	(1) Trevor Scott
Seniors	(2) Cane Broome, Justin Jenifer

By Height

6-11	(1) Nysier Brooks
6-9	(2) Mamoudou Diarra, Eliel Nsoseme
6-8	(2) LaQuill Hardnett, Trevor Scott
6-7	(1) Prince Gillam Toyambi
6-5	(4) Jarron Cumberland, Rashawn Fredericks, Trevor Moore, Keith Williams
6-2	(1) Logan Johnson
6-1	(1) John Koz
6-0	(1) Cane Broome
5-10	(2) Justin Jenifer, Sam Martin

TEAM INFORMATION

2017-18 Record	31-5
American Athletic Conference Record	16-2 (1st)
Starters returning/lost	2/3
Letterwinners returning/lost	11/4
Newcomers	4
Percentage of points returning	50.3 percent (1,345 of 2,674)
Percentage of rebounds returning	47.1 percent (607 of 1,289)
Percentage of assists returning	64.4 percent (367 of 570)



GAME PREVIEW

- » The University of Cincinnati men's basketball team travels to Starkville, Miss., on Saturday to battle No. 18/17 Mississippi State. The game starts at 8:30 p.m. ET on the SEC Network and 700 WLW.
- » Cincinnati (9-1) won its ninth consecutive game last Saturday, earning a 62-47 win over Xavier in the 86th edition of the Skyline Chili Crosstown Shootout at Fifth Third Arena. Jarron Cumberland led a trio of Bearcats in double figures with a game-high 19 points. Keith Williams tallied a career-high 16 points while Trevon Scott earned his third double-double of the season with 10 points and 10 rebounds.
- » Mississippi State (8-1) hit a school record 19 three-pointers in an 82-71 victory over Clemson last Saturday in the Never Forget Tribute Classic in Newark, N.J. Lamar Peters hit eight three-pointers while pouring in a game-high 28 points. Quindary Weatherspoon tallied 20 points with four triples and seven rebounds.
- » Cincinnati took a 3-2 lead in the series with Mississippi State last season, posting a 65-50 win at BB&T Arena in Highland Heights, Ky. Jacob Evans III scored a game-high 24 points for the Bearcats with four three-pointers while Kyle Washington added 16 points. Aric Holman led the Bulldogs with 18 points and 10 rebounds.
- » **UP NEXT:** Cincinnati returns home to host UCLA on Wednesday, Dec. 19. Tipoff is set for 9 p.m. ET on ESPN2 and 700 WLW.

SCOUTING MISSISSIPPI STATE

- » Mississippi State won its fifth in a row last Saturday with an 82-71 win over Clemson. The Bulldogs climbed to No. 18/17 in the national polls this week.
- » The Bulldogs feature five players averaging 10 or more points: Quindary Weatherspoon (16.8 points - sixth in the SEC), Lamar Peters (14.2), Aric Holman (10.7), Nick Weatherspoon (10.1) and Tyson Carter (10.0).
- » Quindary Weatherspoon was named an SEC First Team selection in the preseason while being listed on the Jerry West Shooting Guard of the Year Watch List.
- » Holman was tabbed an SEC Second Team selection in the preseason.
- » Peters entered Tuesday ranked among the nation's leaders in three-pointers per game (31st at 3.33 - third in the SEC) and assists per game (44th at 5.7 - fifth in the SEC).
- » Holman ranks fifth in the SEC, averaging 8.6 rebounds.
- » Mississippi State was picked to finish fourth in the SEC according to a panel of SEC and national media.
- » The Bulldogs return their top six scorers from last season in Quindary Weatherspoon, Aric Holman, Nick Weatherspoon, Lamar Peters, Tyson Carter and Abdul Ado. The six players combined for 2,264 points or 83.4 percent of the team's scoring a season ago.
- » Ben Howland guided Mississippi State to a 25-12 overall record and 9-9 finish in the SEC (tied for seventh). The Bulldogs advanced to the NIT Final Four.

MISSISSIPPI STATE SERIES HISTORY

- » Saturday marks the sixth meeting in series history. Cincinnati won its third consecutive game in the series last season, posting a 65-50 win on Dec. 12, 2017 at BB&T Arena in Highland Heights, Ky. It marked the first game in the series not played at a neutral site.
- » **PREVIOUS MEETINGS:**
Nov. 30, 1979 - Mississippi State won 87-72 in the Babe McCarthy Tip-Off Tournament in Biloxi, Mississippi.
March 24, 1996 - Mississippi State won 73-63 in the NCAA Tournament Southeast Regional Final in Lexington, Kentucky.
Dec. 21, 2001 - Cincinnati won 90-56 in the Las Vegas Classic in Las Vegas, Nevada.
Dec. 18, 2008 - Cincinnati won 75-63 in the SEC/BIG EAST Invitational at U.S. Bank Arena in Cincinnati, Ohio.
Dec. 12, 2017 - Cincinnati won 65-50 at BB&T Arena in Highland Heights, Ky.
- » **RECORD VS. THE SEC:** Cincinnati owns a 42-50 record against current teams in the Southeastern Conference: Alabama (2-1); Arkansas (3-1); Auburn (0-0); Florida (0-1); Georgia (1-0); Kentucky (11-28); LSU (1-0); Ole Miss (1-1); Mississippi State (3-2); Missouri (1-0); South Carolina (7-14); Tennessee (5-1); Texas A&M (1-0) and Vanderbilt (6-1).

LAST MEETING (12/12/17):

CINCINNATI 65, MISSISSIPPI STATE 50

- » Jacob Evans III scored a season-high 24 points on 7-of-13 shooting with four three-pointers eight rebounds and three blocks to lead Cincinnati past visiting Mississippi State, 65-50, Tuesday at BB&T Arena.
- » Kyle Washington added a season-best 16 points on 8-of-15 shooting. Gary Clark just missed his 21st career double-double, finishing with nine points, 13 rebounds, a career-high five blocks and four assists.
- » Aric Holman led the Bulldogs with 18 points and 10 rebounds.
- » Cincinnati limited Mississippi State to 30.2 percent (19 of 63) shooting from the floor while scoring 22 points off 16 Bulldog turnovers.
- » A box score from the game is available at the end of this notes packet.

CINCINNATI ANNOUNCES SERIES WITH TENNESSEE; WILL ALSO PLAY IOWA 2019 CHICAGO LEGENDS EVENT

- » Cincinnati announced on Tuesday a home-and-home series with Tennessee beginning next season in the Queen City.
- » Cincinnati will play host to Tennessee on Dec. 18, 2019 at Fifth Third Arena. The following season, the Bearcats will travel to Knoxville, Tennessee, to battle the Volunteers on Dec. 12, 2020 at Thompson-Boling Arena.
- » Last week, it was announced that Cincinnati will play Iowa in the Chicago Legends event on Dec. 21, 2019 at the United Center in Chicago. The matchup is part of a doubleheader that also features Dayton playing Colorado.

RECAP: CINCINNATI 62, XAVIER 47

- » CINCINNATI (AP) - Jarron Cumberland scored 19 points, and Cincinnati (9-1) used its front-line advantage to shut down Xavier's inside game and beat the Musketeers 62-47 in the annual Skyline Chili Crosstown Shootout.
- » Quentin Goodin scored 12 points for Xavier (6-4), which was held to its lowest point total since a 51-47 loss to Tennessee on Dec. 29, 2012. Leading scorer Naji Marshall was 2-of-13 shooting, including 1 of 8 from beyond the arc, and finished with eight points.
- » Xavier came in averaging 79.3 points but managed only six points from offensive rebounds and two points off turnovers.
- » Cincinnati has won nine straight since it reopened its arena with a 64-56 loss to Ohio State.
- » The Bearcats used their significant size and depth advantage on the front line to pull ahead 28-22 at halftime.
- » Keith Williams scored 10 of his 16 points in the first half for the Bearcats.
- » After seven lead changes, Cumberland hit back-to-back 3s during a 12-point run that put Cincinnati ahead to stay.
- » UC's Trevon Scott registered his second double-double of the week with 10 points and 10 rebounds.

TIP INS

- » **NATIONAL RANKINGS:** Entering Tuesday, Cincinnati ranked among the nation's leaders: scoring defense (4th at 56.4), win percentage (11th at .900), total blocks (16th at 50), turnover margin (23rd at +4.5), fewest turnovers per game (25th at 10.9), scoring margin (25th at +16.9), field goal percentage defense (29th at .382), rebound margin (34th at +6.7) and blocked shots/game (36th at 5.0).
- » Entering Tuesday there were 35 teams in the nation with one or fewer losses this season.
- » The Bearcats have won as many as nine consecutive games for the sixth time in the Mick Cronin coaching era (since the start of 2006-07) and the third time since the start of 2016-17.
- » Cincinnati is 19-5 (.792) in true road games and 31-10 (.756) in all non-home games (road and neutral site) since the start of the 2016-17 season. The Bearcats have won their last three true road games since a 67-62 loss at Houston (2/15/18) last season.
- » Cincinnati's 76-72 win at No. 19/18 Wichita State (2/18/18) last season that clinched the American Athletic Conference outright regular-season championship marked the last time the Bearcats have won a true road game against a ranked opponent.
- » The Bearcats are 39-2 at home overall since the start of 2016-17. That includes a 15-1 mark at BB&T Arena located on Northern Kentucky's campus during the 2017-18 campaign. The venue served as Cincinnati's home while Fifth Third Arena was undergoing an \$87 million renovation. Cincinnati was 18-0 at Fifth Third Arena in 2016-17.
- » Cincinnati finished November with a 6-1 mark, improving to 42-3 in the month since the start of 2012-13.



GOLDEN STATE MAKES EVANS

A FIRST-ROUND PICK IN 2018 NBA DRAFT

- » Jacob Evans III was taken by the Golden State Warriors as the 28th pick in the first round of the 2018 NBA draft.
- » Evans became the 57th player in Cincinnati history chosen in the draft and the first since Lance Stephenson was selected by the Indiana Pacers as the 40th pick in the second round of the 2010 draft.
- » Evans was the first Bearcat drafted in the opening round since Jason Maxiell was chosen by the Detroit Pistons as the 26th pick overall in the 2005 draft.

BEARCATS IN THE NBA

FORMER UC PLAYER (YEARS) NBA TEAM (YRS IN NBA)

Troy Caupain (2014-17)	Orlando Magic (First Year)*
Gary Clark (2015-18)	Houston Rockets (First Year)
Jacob Evans (2016-18)	Golden State Warriors (First Year)
Lance Stephenson (2010)	L.A. Lakers (Ninth Year)

*-Currently on a two-way contract with organization.

2018-19 PRESEASON PICKS

CINCINNATI'S PRESEASON RANKINGS

POLL	RANKING
Associated Press Poll	RV
USA Today Coaches' Poll	RV
Athlon Magazine	NR
CBS Sports.com (Top 25 Plus 1)	26
Lindy's Magazine	24
Pomeroy Ratings	NR
Street & Smith's Magazine	NR

PREDICTING CINCINNATI'S LEAGUE FINISH

OUTLET	FINISH
AAC Preseason Coaches Poll	2nd
Athlon Magazine	3rd
Blue Ribbon Magazine	1st
Lindy's Magazine	1st
Street & Smith's	2nd

JARRON CUMBERLAND ACCOLADES

OUTLET	ACCOLADE
AAC Coaches	AAC First Team
Naismith HOF	Jerry West Shooting Guard of the Year Watch List
Athlon's Magazine	AAC First Team
Blue Ribbon Magazine	AAC First Team
Lindy's Magazine	AAC First Team
Street & Smith's Magazine	AAC First Team

AMONG THE WINNINGEST PROGRAMS OVER THE LAST TWO-PLUS SEASONS

- » Cincinnati entered Tuesday ranked among the nation's winningest programs since the start of the 2016-17 season, tying Kansas for third with 70 wins. Gonzaga (78) and Villanova (76) ranked first and second, respectively.
- » The Bearcats began 2018-19 coming off the program's first back-to-back 30-win seasons, including a 31-5 mark in 2017-18 that tied the school record for most wins in a season (31-4 in 2001-02).
- » Cincinnati's current nine-game win streak ranks among the longest of the Mick Cronin coaching era (since the start of 2006-07).

MOST WINS SINCE THE START OF 2016-17

(THRU DEC. 10)

Rk	Team	16-17	17-18	18-19	Record (%)
1.	Gonzaga	37-2	32-5	9-1	78-8 (.907)
2.	Villanova	32-4	36-4	8-2	76-10 (.884)
T3.	Cincinnati	30-6	31-5	9-1	70-12 (.854)
T3.	Kansas	31-5	31-8	8-0	70-13 (.843)
5.	Michigan	26-12	33-8	10-0	69-20 (.775)
6.	Nevada	28-7	29-8	10-0	67-15 (.817)
T7.	Saint Mary's (Calif.)	29-5	30-6	7-4	66-15 (.815)
T7.	Arizona	32-5	27-8	7-3	66-16 (.805)
T7.	Duke	28-9	29-8	9-1	66-18 (.786)
T7.	North Carolina	33-7	26-11	7-2	66-20 (.767)
11.	Kentucky	32-6	26-11	7-2	65-19 (.774)
12.	Belmont	23-7	24-9	7-1	64-17 (.790)

LONGEST WIN STREAKS OF CRONIN ERA (SINCE 2006-07)

Rk	Teams	Dates	Games
1.	2017-18	Dec. 12 - Feb. 11	16
2.	2016-17	Dec. 13 - Feb. 8	15
3.	2013-14	Dec. 17 - Feb. 6	15
4.	2010-11	Nov. 15 - Jan. 6	15
5.	2012-13	Nov. 11 - Dec. 22	12
6.	2018-19	Nov. 13 - Present	9
7.	2017-18	Feb. 22 - Mar. 16	8
8.	2017-18	Nov. 11 - Nov. 27	7

IT STARTS WITH DEFENSE & REBOUNDING

- » Cincinnati entered Tuesday ranked among the nation's leaders in several defensive categories: scoring defense (4th at 56.4), total blocks (16th at 50), turnover margin (23rd at +4.5), field goal percentage defense (29th at .382), rebound margin (34th at +6.7) and blocked shots/game (36th at 5.0).
- » Seven of Cincinnati's 10 opponents have shot 40 percent or under from the field this season, including six of the last seven.
- » The Bearcats have out-rebounded the opposition in nine of 10 games this season with the lone exception coming at UNLV (12/1) where the Runnin' Rebel held a 37-31 edge.
- » Cincinnati has recorded four or more blocks in eight of 10 games this season, including a season-high eight against N.C. Central (11/13). The Bearcats rank 36th in the nation and second in the league with 5.0 blocks per game. UC has finished each of the past six seasons ranked among the nation's Top 25 leaders for blocks.
- » **vs. UAPB (11/27):** The Bearcats forced 31 turnovers (third most in Cronin coaching era) and swiped a season-best 13 steals, including four by freshman Logan Johnson.

GROWING COMFORT LEVEL

- » The 2018-19 Bearcats are gaining experience and a greater comfort level with every game as numerous players step into greater levels of responsibility and leadership this season.
- » UC returns two starters and 11 lettermen from 2017-18, but those with on-the-floor experience from a year ago are hard to find.
- » Only two Bearcats who started the 2018-19 season opener against Ohio State entered the game with more than three career starts at Cincinnati - junior guard Jarron Cumberland (36 starts) and senior guard Justin Jenifer (33).
- » Among the 13 scholarship players on the 2018-19 team only five players had averaged 12 or more minutes of action in a season at the Division I level prior to this season: senior guard Cane Broome (three seasons of 20 minutes/game or more [two at Sacred Heart]), junior guard Jarron Cumberland (two seasons of 19 minutes/game or more), senior guard Justin Jenifer (two seasons of 12 minutes/game or more), sophomore guard Trevor Moore (averaged 11.9 minutes last season) and junior forward Trevon Scott (averaged 12.5 minutes last season).
- » After playing behind forward Gary Clark (now with the Houston Rockets), guard Jacob Evans III (now with the Golden State Warriors) and forward Kyle Washington (now playing professionally in Turkey), players such as redshirt junior forward Trevon Scott, junior center Nysier Brooks and sophomore guard Keith Williams are logging the most minutes of their careers this season.
- » Even junior guard Jarron Cumberland is gaining comfort in the role of top scoring option in 2018-19 after ranking as the team's third-leading scorer last season.
- » Scott made the first start of his career against Ohio State (11/7/18). He averaged 11.3 minutes of play for his career entering the season. He is averaging a team-high 30.5 minutes in 2018-19.
- » Brooks made only his third career start against Ohio State (11/7/18). He has started every game this season, averaging 21.9 minutes per game. He entered the season averaging 9.1 minutes per game for his career.
- » Williams made his first career start against North Carolina Central (11/13), scoring a team-high 15 points. He has started every game since, averaging 11.4 points (second on the team) and 24.4 minute a contest during the stretch.

INCREASING CONTRIBUTIONS IN 2018-19

NYSIER BROOKS	Career Prior	2018-19
Points/Game	2.5	7.5
Rebounds/Game	2.0	5.3
Minutes/Game	9.1	21.9
Starts	2	10

TREVON SCOTT	Career Prior	2018-19
Points/Game	3.1	10.9
Rebounds/Game	3.0	6.8
Minutes/Game	11.3	30.5
Starts	0	10

KEITH WILLIAMS	Career Prior	2018-19
Points/Game	3.1	10.7
Rebounds/Game	1.2	4.0
Minutes/Game	9.8	23.3
Starts	0	9

RETURNING HEADLINERS

#34 JARRON CUMBERLAND, G

- » **HONORS:**
 - AAC Player of the Week (11/26/18)
 - 2018 Emerald Coast Classic MVP
 - 2018-19 Preseason AAC First Team
 - 2018-19 Jerry West Shooting Guard of the Year Watch List
 - 2016-17 AAC All-Rookie Team
 - 2016-17 AAC's Co-Sixth Man of the Year
- » **2018-19 NOTES:** The junior guard has scored 20 or more points three times this season. He has scored in double figures in nine of 10 games. During UC's current nine-game win streak, Cumberland leads the team, averaging 14.6 points while shooting 44.6 percent (19 of 43) from three-point range.
- » **GOOD EFFORT IN CROSTOWN SHOOTOUT:** Cumberland scored a game-high 19 points on 7-of-15 shooting with a trio of threes, four rebounds, four assists and two steals in 37 minutes against Xavier (12/8) in the Skyline Chili Crosstown Shootout.
- » **2018 EMERALD COAST CLASSIC MVP:** Cumberland was named the Emerald Coast Classic MVP and the AAC Player of the Week after he scored a game-high 25 points thanks in part to a career-high 13 of 14 free throws, in Cincinnati's 71-57 win over Ole Miss (11/24). He tallied 11 points, six rebounds, three steals and a pair of blocks against George Mason (11/23).
- » Prior to the trip to Florida, he matched his career-high with 27 points (11-19 FGs, 4-7 3FGs, six assists) in 32 minutes against Western Michigan (11/19). He poured in 22 points (7-17 FGs, 3-7 3FGs) in 23 minutes against Ohio State (11/7) in the season opener. He missed most of the first half due to foul trouble.
- » **LEAGUE RANKINGS:** Entering Tuesday, Cumberland ranked among league leaders in three-point percentage (3rd at .440), three-pointers made (7th at 2.2), free throw percentage (11th at .775), points (14th at 15.3), assists (14th at 3.2) and minutes played (28th at 27.4).
- » **2017-18 SEASON NOTES:** In his first season as a starter, Cumberland scored in double figures in 22 contests, including 11 league games. He made at least one three-pointer in 28 of 36 games, including 15 of 18 conference contests. His 60 three-pointers during the season tied Jacob Evans III for the team-high honors.
- » **TOP PERFORMANCE:** Cumberland scored a career-high 27 points on 8-of-17 shooting with four three-pointers against Georgia State in the first round of the NCAA Tournament (3/16/18).
- » **STRONG FINISH:** Cumberland led the Bearcats over the final 12 games of the season, averaging 13.1 points with a team-high 23 three-pointers and 44 assists.

CUMBERLAND'S 20-POINT GAMES (CAREER)

Opponent (Date)	Points
Western Carolina (11/13/17)	20
USF (1/29/17)	26
vs. Georgia State - 1st Rd NCAA Tournament (3/16/18)	27
Ohio State (11/7/18)	22
Western Michigan (11/19/18)	27
vs. Ole Miss - Emerald Coast Classic (11/24/18)	25

#15 CANE BROOME, G

- » **HONORS:**
 - 2018 Emerald Coast Classic All-Tournament Team
- » **2018-19 SEASON NOTES:** Broome was named to the Emerald Coast Classic All-Tournament team after scoring a game-high 21 points on 7-of-13 shooting against George Mason (11/23) in the semifinals. It marked the most points he's scored in a game as a Bearcat.
- » Broome scored 17 points against Milwaukee (11/16) on 8-of-12 shooting. He posted 14 points on 7-of-12 shooting at UNLV (12/1).
- » **1,500 CAREER POINTS:** With three points against Xavier (12/8), Broome passed the 1,500-point mark for his career. He has 1,502 career points entering Saturday's game at Mississippi State, having scored 366 points at Cincinnati (2017-18 & 2018-19) and 694 points while at Sacred Heart (2014-15 & 2015-16)
- » **2017-18 SEASON NOTES:** Provided offensive spark off the bench (sixth starter) for the Bearcats averaging 7.9 points while shooting 46.3 percent (95 of 205) from the field and 39.0 percent (32 of 82) from long range in 2017-18. Broome scored in double figures 13 times.
- » **IN LEAGUE ACTION:** Ranked 13th in assists (2.9), handing out 46 assists with 19 turnovers in his 16 league games.
- » **TOP PERFORMANCES:** Scored as many as 17 points twice (Savannah State [11/10] and Arkansas-Pine Bluff (12/19) ... netted 16 points (his AAC best) against Wichita State (2/18), making 7-of-10 shots with a pair of threes ... Scored 12 of his 16 points in the first half at No. 21 Xavier (12/2) ... netted a team-high 15 points on 6-of-8 shooting against No. 5 Florida (12/9).
- » Transfer from Sacred Heart, who became eligible to play in 2017-18 after sitting out the 2016-17 campaign.
- » **PREVIOUS HONORS:**
 - 2016 Player of the Year Northeastern Conference
 - 2016 NEC First Team
 - 2016 AP Honorable Mention All-American
 - 2016 USBWA All-District I First Team
 - 2016 All-ECAC First Team
 - 2016 NABC All-District 18 First Team
 - 2016 All-MET Basketball Writers' Assoc. First Team
 - 2015 NEC All-Rookie Team
- » **NATIONAL NUMBERS:** Broome ranked eighth in the nation in scoring (23.1 points) in 2015-16. He led all active sophomores in the nation with 1,157 career points following the 2015-16 season.

#3 JUSTIN JENIFER, G

- » Ranked first in the nation entering Tuesday with a 7.8-to-1 assist-to-turnover ratio ... has 39 assists with five turnovers in 2018-19 ... matched a career high handing out nine assists with one turnover against Xavier (12/8)... has handed out as many as six assists on two other occasions: N.C. Central (11/13) and at UNLV (12/1).
- » **LEAGUE RANKINGS:** Entering Tuesday, Jenifer ranked among the league leaders in assist-to-turnover ratio (1st at 7.8) and assists (8th at 4.3).
- » His five turnovers this season - one each against Ohio State (11/7), Ole Miss (11/24) and Xavier (12/8) and two at UNLV (12/1) - are the fewest in The American.
- » Jenifer recorded two turnovers at UNLV (12/1), marking his first multi-turnover game since having three miscues at UConn (2/3/18).
- » Jenifer has committed only nine turnovers in 447 minutes of play since the UConn (2/3/18) game last season, averaging one turnover every 49.7 minutes during the current stretch.
- » Sat out the Milwaukee (11/16) game with a stomach virus.

- » **IMPROVING FROM THREE:** Jenifer is shooting 45.8 percent (11 of 24) from three-point range this season, having made at least one trey in each of the last five games. He made a season-high three three-pointers against UAPB (11/27).
- » Jenifer has hit multiple three-pointers in a game three times this season. He has 14 multi-three-pointer games in his career, including six last season. He's made as many as four in a game twice during his career: making 4 of 5 attempts against both Coppin State (11/16/17) and Bowling Green (12/4/16).
- » **LAST SEASON:** Jenifer started 33 of Cincinnati's 36 games a year ago. He finished the season with a 3.8-to-1 assist-to-turnover ratio, handing out 91 assists with only 24 turnovers.
- » Jenifer shot at team-best 77.2 percent (44 of 57) from the free throw line, making 18 consecutive free throws during one stretch of the season.

TAKING CARE OF THE BALL

JUSTIN JENIFER - TURNOVER AVERAGE DURING CAREER

Year	GP-GS	Mins	TOb	Avg./Gm
2015-16-Fr.	27-0	232	17	0.63
2016-17-Soph.	35-0	446	16	0.36
2017-18-Jr.	36-33	704	24	0.34
2018-19-Sr.	8-8	212	5	0.63

#13 TREVON SCOTT, F

- » **2018-19 SEASON NOTES:** Named to The American's Weekly Honor Roll on Monday after produced a pair of double-doubles, averaging 16 points and 10 rebounds while shooting 52.6 percent (10 of 19) from the field and 92.3 percent (12 of 13) from the free throw line leading last week.
- » **DOUBLE-DOUBLES:** Registered two of his three double-doubles this season during action last week. Poured in a career-high 22 points while grabbing 10 rebounds against Northern Kentucky (12/4). He made a career-best 12 of 13 free throws against the Norse.
- » Scott posted 10 points and 10 rebounds against Xavier (12/8). He registered his first collegiate double-double with 15 points and 10 rebounds against Milwaukee (11/16).
- » **LEAGUE RANKINGS:** Entering Tuesday, Scott ranked among The American's leaders in defensive rebounds (6th at 5.1), field goal percentage (8th at .538), rebounds (9th at 6.8), minutes played (19th at 30.5) and points (28th at 10.9).
- » **BIG STEP FORWARD IN 2018-19:** Scott has seen all of his numbers jump this season. He ranks first on the team and tied for 20th in The American, averaging 30.5 minutes after averaging 11.3 minutes per game in his career entering this season. He has started all 10 games for Cincinnati in 2018-19 after not recording a start in his previous two playing seasons.
- » Scott basically has matched his point production from all of last season, tallying 109 points entering Saturday. He scored 110 points a year ago and 107 points during 2016-17. He ranks second on the team, averaging 10.9 points.
- » Scott ranks first on the team in rebounds (6.8 per game), having led the Bearcats on the boards in seven of 10 games this season.
- » **FAMILY AFFAIR:** Trevon Scott's twin sisters (identical) - Jada and Jadyn Scott - signed nation letters of intent on Wednesday, Nov. 14, to play for first-year Cincinnati women's basketball head coach Michelle Clark-Heard beginning in 2019-2020. The twins, both Top 40 wing prospects according to ESPN, attend Frederica Academy in Saint Simons Island, Ga.

#33 NYSIER BROOKS, C

- » **2018-19 SEASON NOTES:** Shooting 12 of 17 from the floor (70.6 percent) over the last five games... has started all 10 games for UC in 2018-19 after only having two career starts prior... averaging 21.9 minutes in 2018-19 after entering the season averaging 9.1 minutes for his career.
- » **DOUBLE-DOUBLES:** Tallied a career-best 15 points and 10 rebounds against Western Michigan (11/19). The effort included shooting 5 of 11 from the field and 5 of 5 from the foul line to go with a pair of blocks.
- » A game prior, Brooks registered 12 points on 5-of-5 shooting from the floor with 10 rebounds and a pair of blocks against Milwaukee (11/16).
- » **LEAGUE RANKINGS:** Entering Tuesday, Brooks ranked among The American's leaders in blocks (5th at 1.4). Has recorded at least two blocks in six of 10 games this season with a season-high three blocks against Northern Kentucky (12/4).

#2 KEITH WILLIAMS, G

- » **2018-19 SEASON NOTES:** Moved into the starting lineup in the second game of the season and has started every game since.
- » As a starter during UC's last nine games, Williams ranks second on the team, averaging 11.4 points while shooting 51.3 percent (40 of 78) from the floor to go with 4.1 rebounds and 11 steals.
- » Williams has scored in double figures in each of Cincinnati's last four games and six times this season.
- » Williams scored a career-high 16 points on 7-of-14 shooting with four rebounds and two blocks in 30 minutes against Xavier (12/8).
- » Williams put together the best all-around game of his young career at UNLV (12/1), scoring 15 points on 5-of-10 shooting with a pair of threes to go with a career-high eight rebounds in 29 minutes.
- » **FIRST CAREER START:** Scored 15 points in his first collegiate start against North Carolina Central (11/13). The effort ranked as the fourth most points scored by a Bearcat making his first collegiate start during the Mick Cronin coaching era (since 2006-07) - behind only Deonta Vaughn (33 points vs. Wofford (11/21/2006), Sean Kilpatrick (21 points vs. St. Francis [Pa.] (12/23/2010) and Yancy Gates (16 points vs. South Dakota (11/16/2008).
- » **LEAGUE RANKINGS:** Entering Tuesday, Williams ranked among the league leaders in offensive rebounds (15th at 1.9) and points (30th at 10.7).

SAMARI CURTIS SIGNS WITH UC

- » Samari Curtis signed a national letter of intent on Wednesday, Nov. 14, to attend the University of Cincinnati and play basketball for the Bearcats beginning with the 2019-2020 season.
- » Curtis, a 6-foot-4, 185-pound guard from Xenia, Ohio, averaged 30.4 points, 5.2 assists and 5.1 rebounds while shooting 49.7 percent (166 of 334) from the field as a junior at Xenia High School in 2017-18. It marked the second consecutive season Curtis led the Greater Western Ohio Conference (GWOC) in scoring after averaging 24.1 points as a sophomore.
- » A four-star prospect according to 247Sports.com, Curtis is listed as the fourth-best player in Ohio and ranked 124th nationally. Rivals.com lists him among their Top 150 players in the Class of 2019.



NEWLY RENOVATED FIFTH THIRD ARENA REOPENS

After a 20-month, privately-funded \$87-million renovation, Fifth Third Arena reopens in 2018-19 as the latest marker in the continued growth of University of Cincinnati basketball.

One of the winningest programs in the nation which boasts some of the most iconic players in the game now calls this amazing on-campus facility home.

"I think reopening the arena will be an emotional moment for many people who have put so much time into the basketball program - whether it's Oscar Robertson or Kenyon Martin, Jack Twyman's family who still live in Cincinnati - to see all the years of our success culminate into having maybe the best on-campus arena in the country," UC head coach Mick Cronin said.

Improvements to the new-look, 12,012-seat, arena include two 360-degree concourses with court-centric seating, new club seats, loge boxes and premium suites. The Arena Club, Champions Club and the Mercedes-Benz Courtside Club provide entertainment options for fans. State-of-the-art videoboards and ribbon boards raise the gameday experience to a new level while increased points-of-sale for concessions feature food options from some of Cincinnati's most famous restaurants.

New student-athlete amenities include new locker rooms, a film room, a hydrotherapy room and the Margaret K. Valentine Classroom creates more learning environments for the University.

What isn't expected to change though is the thrilling environment on game day featuring loud and intimidating student sections along both baselines and passionate, determined play on the court.

During its history, the arena has welcomed more than 4.8 million fans and witnessed the Bearcats achieve a 385-79 home record (.830 win percentage) since the first men's basketball game on Nov. 25, 1989.

Originally tabbed the Myrl H. Shoemaker Center, it was named after the former Ohio lieutenant governor who was instrumental in securing state funding for the building while he was chairman of the Ohio House Finance Appropriations Committee. Shoemaker died in 1985.

Affectionately known as "The Shoe," the arena was renamed Fifth Third Arena at Myrl H. Shoemaker Center in 2004 in recognition of Fifth Third Bank's support of the Varsity Village facilities enhancement project. Fifth Third Bank remains a valued long-term campus-wide partner on numerous initiatives.

In 2002, the floor was named Ed Jucker Court in honor of the head coach who led Cincinnati to its two national titles in 1961 and 1962.

NEW ARENA FEATURES

- » Renovation of the building facade, entries and plazas, including the addition of an outdoor videoboard
- » Two 360-degree concourses and permanent lower bowl with court-centric seating and new chairback seating
- » New hospitality areas, including main and upper level concourse bars available to all fans and the addition of three exclusive clubs - the Arena Club, the Champions Club and the Mercedes-Benz Courtside Club
- » New upper-level concourse with its own fan amenities, including new restrooms, concessions and a specialty drink bar
- » Additional bars at the north end of the main and upper concourses - the Armory Bar and the Queen City Bar - that highlight UC Athletics' partnerships with Braxton, MadTree and Rhinegeist
- » New center-hung videoboard, ribbon boards, sound system and LED lighting to enhance game atmosphere
- » Increased points and sale for concessions including some of Cincinnati's favorite food options - Buffalo Wings & Rings, Frisch's, Skyline Chili and Taste of Belgium
- » Open entrance plaza with centralized ticketing and guest services along with the new Fan First Center

- » "Samari is a tremendous recruit for our program," Cronin said. "He is a tough, hard-nosed player, who could score over 2,000 points by the end of his high school career. He can pass, score and defend with toughness. I love his competitive spirit. Much like Jarron Cumberland, it is always great to add a player to our program that has been the best in southern Ohio for his entire career."
- » A two-time All-GWOC selection and District 9 honoree, Curtis was named All-Ohio Third Team for Division I in 2017-18 by the Ohio Prep Sportswriters Association (OPSWA). The same group tabbed him as an honorable mention selection in 2016-17.
- » Curtis enters his final campaign at Xenia in 2018-19 ranked second in career points (1,293), needing 109 more for the school record.

- SEASON NOTES -

FIFTH THIRD ARENA REOPENS

- » After a 20-month, privately funded \$87-million renovation Fifth Third Arena reopens in 2018-19.
- » A record of more than 9,000 season tickets have been sold for the 2018-19 campaign.
- » The Bearcats played their 2017-18 home schedule at BB&T Arena (9,400 capacity) on the campus of Northern Kentucky University in Highland Heights, Ky. It marked the first time the Bearcats played their home games off campus since the 1988-89 season when Cincinnati Gardens served as UC's host venue.
- » The Bearcats have registered a 390-80 record (.830 win percentage), making 21 NCAA appearances, six Sweet 16 appearances and one Final Four appearance while winning 11 conference titles, since the arena opened for the 1989-90 campaign.
- » UC recorded its fourth undefeated home season (18-0) in 2016-17.
- » More information on Fifth Third Arena is available on page 7 of this notes packet.

COACHES PICK BEARCATS SECOND IN AAC; CUMBERLAND NAMED TO FIRST TEAM

- » American Athletic Conference coaches predicted a second-place finish for Cincinnati at AAC Media Day on Monday, Oct. 15 in Philadelphia. The Bearcats received 107 points behind first-place UCF. The Knights garnered a league-best 114 points and six first-place votes to UC's three first-place votes. Houston finished third with 103 points and two first-place votes while Memphis took fourth with 85 points and one first-place vote.
- » The predicted order of finish for the remaining team in the league follows: UConn (75 points), Temple (74), SMU (63), Wichita State (60), Tulsa (48), Tulane (23), ECU (22) and USF (18).
- » It marked the first time in three seasons that Cincinnati wasn't the league's preseason favorite.
- » Sophomore guard Jarron Cumberland was tabbed first team all-conference by the league's coaches.
- » Four other guards were named to the first team: Jalen Adams (UConn), Jeremiah Martin (Memphis), Quinton Rose (Temple) and B.J. Taylor (UCF). Adams was a unanimous selection.

OVER THE LAST EIGHT-PLUS SEASONS

- » Cincinnati is one of six schools in the nation to have appeared in the last eight NCAA Tournaments, joining Duke, Gonzaga, Kansas, Michigan State and North Carolina.
- UC'S ACHIEVEMENTS OVER THE LAST 8-PLUS SEASONS:**
- » 216-73 overall record (.747 win percentage)
- » 72 wins in AAC play (league best)
- » Won two AAC regular-season titles (2014 & 2018) and the 2018 AAC tournament championship.
- » 128-21 home record (.859 win percentage), including a 39-2 mark over the past two seasons.
- » Ranked in the AP Top 25 poll for 69 weeks.
- » Ranked in the Top 25 nationally for scoring defense, field goal percentage defense and blocks shots each of the past six seasons.
- » 23 all-conference awards won by 10 different players.
- » Four former players signing with NBA teams (Troy Caupain, Gary Clark, Jacob Evans III and Sean Kilpatrick).

BEARCAT POINTS OF PRIDE

- » Cincinnati is one of six schools in the nation to have appeared in the last eight NCAA Tournaments, joining Duke, Gonzaga, Kansas, Michigan State and North Carolina.
- » The Bearcats are one of eight teams to appear in the NCAA Tournament at least 22 times in the last 27 seasons (since 1992).
- » Cincinnati is one of 18 programs in the nation with 32 or more NCAA Tournament appearances.
- » UC ranks 14th in the nation for most all-time wins (1,797).
- » Cincinnati's 2017-18 squad tied the school record for wins in a season with 31. The Bearcats have posted 30 wins in back-to-back seasons (2016-17 and 2017-18) for the first time in school history. UC has won 26 or more games in five of the last eight seasons and has won at least 22 games in each of the last eight seasons.
- » Entering the season, Cincinnati was one of 12 programs to win at least 22 games in each of the last seven seasons, along with Arizona, BYU, Duke, Gonzaga, Kansas, Louisville, New Mexico State, North Carolina, Wichita State, Wisconsin and VCU.
- » UC head coach Mick Cronin ranks as the winningest coach in the nation among active coaches his age (47) or younger and has the second-most Division I wins (345) among active coaches under 50-years old.
- » Cronin also ranks as one of only six coaches to take his team to the NCAA Tournament in each of the last eight years, joining Mark Few (Gonzaga), Tom Izzo (Michigan State), Mike Krzyzewski (Duke), Bill Self (Kansas) and Roy Williams (North Carolina).
- » Since the 2011-12 academic year, 21 of 24 UC men's basketball seniors have graduated including 12 straight. Redshirt junior Trevon Scott is on pace to graduate in December while seniors Cane Broome and Justin Jenifer should graduate in April.

CINCINNATI TRADITION - BY THE NUMBERS

- » 2 National Titles (1961, 1962)
- » 6 Final Fours (1959-63, 1992)
- » 8 Elite Eights (Last: 1996)
- » 11 Sweet Sixteens (Last: 2012)
- » 32 NCAA Tournament Appearances
- » 22 NCAA Tournament Appearances since 1992
- » 10 NIT Appearances
- » 29 Conference Regular-Season Titles (Last: 2018)
- » 11 Conference Tournament Titles (Last: 2018)
- » 1,797 all-time wins (14th in nation)
- » 31 All-Americans (Last: Gary Clark [2018])
- » 81 All-Conference Selections (Last: Gary Clark & Jacob Evans III [2018])
- » 57 NBA Draft Picks (Last: Jacob Evans III [2018])
- » 52 members of 1,000-point club
- » Ranked as the No. 10 program in the nation by the Associated Press in a 2017 ranking of school's with the most appearance in the AP poll.
- » 426 weeks ranked in AP Top 25
- » 212 weeks ranked in AP Top 10
- » 45 weeks ranked as AP No. 1
- » 2 Members of National Basketball Hall of Fame Jack Twyman & Oscar Robertson
- » 2 Olympic Gold Medalists Robertson (1960) & George Wilson (1964)

NCAA DIVISION I WINS - TOP 20 (THRU DEC. 10)

Rk	Team	Wins
1.	Kentucky	2,270
2.	Kansas	2,256
3.	North Carolina	2,239
4.	Duke	2,153
5.	Temple	1,910
6.	Syracuse	1,891
7.	UCLA	1,877
8.	Notre Dame	1,872
9.	St. John's	1,842
10.	Indiana	1,825
11.	BYU	1,817
12.	Utah	1,806
13.	Arizona	1,803
14.	Cincinnati	1,797
15.	Purdue	1,783
16.	Illinois	1,781
17.	Western Kentucky	1,780
18.	Penn	1,779
19.	Texas	1,775
20.	Washington	1,772

AAC LEAGUE WINS - SINCE FORMATION (2013-14)

Rk	Team (First season in league)	W-L
1.	Cincinnati (2013-14)	72-18
2.	SMU (2013-14)	*51-27
3.	Houston (2013-14)	50-40
4.	UConn (2013-14)	49-41
	Memphis (2013-14)	49-41
6.	Temple (2013-14)	46-44
	Tulsa (2014-15)	46-26
8.	UCF (2013-14)	35-55

* - Vacated 12 wins from 2013-14 season

CRONIN'S LISTING AMONG NATIONAL COACHES

- » UC head coach Mick Cronin was named The 2018 Sporting News National Coach of the Year and tabbed a semifinalist for the 2018 Werner Ladder Naismith National Coach of the Year Award.
- » Cronin is one of six coaches in the nation to take his team to the NCAA Tournament each of the past eight seasons, along with Mark Few (Gonzaga), Tom Izzo (Michigan State), Mike Krzyzewski (Duke), Bill Self (Kansas) and Roy Williams (North Carolina).
- » The Cincinnati native and UC alumnus leads the nation in Division I wins (346) and total NCAA Tournament appearances (nine) among active coaches his age (47-years old) or younger and ranks second in Division I wins among active coaches under the age of 50.
- » Cronin earned his 250th win at Cincinnati against Temple (1/4/18) and his 300th career win against Tulsa (2/18/17).
- » Cronin owns a 346-165 career record in his 16th season overall. He is 277-141 mark in his 13th season at his alma mater. He posted a 69-24 mark in three seasons as head coach at Murray State from 2004-2006.
- » He was named the 2014 American Athletic Conference Coach of the Year after guiding the Bearcats to a share of the league's regular-season title (with Louisville).
- » Cronin's 277 wins in 12-plus seasons at Cincinnati rank as the second most in school history, behind only Bob Huggins (399 wins in 16 seasons [1990-2005]).

MOST DIVISION I COACHING WINS - UNDER AGE OF 50 (THRU DEC. 10)

Name (Team)	Age	Career W-L
1. Sean Miller (Arizona)	49	376-124
2. Mick Cronin (Cincinnati)	47	346-165
3. Matt Painter (Purdue)	48	326-161
4. Scott Drew (Baylor)	48	323-210
5. Brad Brownell (Clemson)	49	323-201
6. Travis Ford (Saint Louis)	48	316-265
8. Tony Bennett (Virginia)	49	298-119
9. Will Brown (Albany)	47	287-255

- Ages as of Nov. 1, 2018

- 2017-18 SEASON REVIEW -

TEAM SUCCESSES

- » Tied the school record with 31 wins (went 31-4 in 2001-02).
- » Won 30 or more games in back-to-back seasons for the first time in school history.
- » Cincinnati's 61 wins over the past two seasons ranks fourth most in the nation.
- » Won the American Athletic Conference regular-season championship, marking Cincinnati's first outright conference title since 2002.
- » Won the AAC Tournament championship, marking Cincinnati's first conference tournament title since 2004.
- » Ranked in Associated Press Top 25 poll every week, climbing as high as No. 5 – highest of the Mick Cronin coaching era.
- » Ranked sixth in the final AP poll of the season – highest end-of-season ranking of Cronin era.
- » Made eighth consecutive NCAA Tournament appearance – one of six schools along with Duke, Gonzaga, Kansas, Michigan State and North Carolina.
- » Won 16 consecutive games – the nation's longest win streak at the time it ended.
- » Extended its home win streak to 39 games before suffering a loss – the program's second-longest win streak since 1990.

- » Recorded a 15-1 mark at BB&T Arena in 2017-18, the home venue for UC while Fifth Third Arena underwent an \$87 million renovation.
- » Climbed to 14th in the nation with 1,788 all-time wins.
- » Won the inaugural Cayman Islands Classic.
- » Mick Cronin was named the 2018 Sporting News Coach of the Year.
- » The Bearcats held opponents to 37.4 percent shooting from the field, the lowest percentage in the Mick Cronin coaching era and the lowest at Cincinnati since the 1961-62 campaign (.369).
- » The Bearcats limited opponents to 57.5 points per game, the second fewest of the Cronin era (55.8 in 2014-15) and the second fewest since 1962-63 (52.9).
- » Led the nation in scoring margin (+16.7).

2017-18 PLAYER ACCOMPLISHMENTS

- » **Gary Clark** earned honorable mention All-America honors from the Associated Press while claiming more individual league honors than any player in the history of The American - Player of the Year, American Championship Tournament MVP, First Team (unanimous pick), Defensive Player of the Year and the Sportsmanship Award ... semifinalist for the Karl Malone Power Forward of the Year Award ... selected to the Citizens Naismith Trophy Late Season Team ... Oscar Robertson Trophy Watch List honoree ... Lute Olson Player of the Year Watch List honoree ... Senior Class Award Candidate.
- » Clark finished his career as one of only three players in school history to record more than 1,400 points and 1,100 rebounds, along with program legends Oscar Robertson and Jack Twyman. Clark finished 16th at Cincinnati in scoring with 1,462 points and third in rebounds at 1,132.
- » Clark signed a two-way contract with the Houston Rockets following the NBA draft.
- » **Jacob Evans III** was named First Team All-Conference, a semifinalist for the Julius Erving Small Forward of the Year and tabbed a John Wooden Award Watch List honoree.
- » Evans, who decided to forgo his senior season to play in the NBA following the 2017-18 campaign, finished his career with 1,233 points to rank in 31st place among UC's top scorers all-time.
- » Evans shot 37.7 percent (174 of 462) from three-point range for his career, ranking fifth best in school history.
- » Evans was selected by Golden State in the first round (28th pick) of the 2018 NBA draft.
- » **Kyle Washington** was named Honorable Mention All-Conference by the league's coaches and was selected to the American Championship All-Tournament Team ... named the Lute Olson Award National Player of the Week after pouring in 19 points on 7-of-11 shooting with four steals at UCLA (12/16) ... hit the game-tying three-pointer with 57.4 seconds left against Houston (3/11) in the title game of the American Championship.
- » Washington is currently playing professionally in Turkey.

MOST OVERALL WINS IN A SEASON (ALL-TIME)

Rk	Season	W-L	Coach
1.	2001-02	31-4	Bob Huggins
	2017-18	31-5	Mick Cronin
3.	2016-17	30-6	Mick Cronin
4.	1961-62	29-2	Ed Jucker
	1999-00	29-4	Bob Huggins
	1991-92	29-5	Bob Huggins

NATIONAL NUMBERS

- » Cincinnati ranked among the nation's Top 25 in 13 categories: scoring margin (1st at +16.7), field-goal percentage defense (2nd at .374), scoring defense (2nd at 57.5), win-lost percentage (4th at .861), three-point field-goal percentage defense (8th at .309), rebound margin (8th at +7.8), blocked shots per game (8th at 5.4), total blocks (9th with 194), total rebounds (11th at 1413), offensive rebounds (11th at 13.31), total rebounds per game (17th at 39.25), total assists (18th at 570) and assist-to-turnover ratio (22nd at 1.41).

-GOBEARCATS.COM-

CINCINNATI HEAD COACH MICK CRONIN



AWARDS

- » 2018 Sporting News National Coach of the Year
- » 2018 Naismith Trophy National Coach of the Year Semifinalist
- » 2014 American Athletic Conference Coach of the Year
- » 2014 NABC District 25 Coach of the Year
- » 2014 USBWA Henry Iba Award Finalist
- » 2006 Ohio Valley Conference Coach of the Year

NOTES & ACCOMPLISHMENTS

- » One of only six coaches to take his team to the NCAA Tournament in each of the last eight years, joining Mark Few (Gonzaga), Tom Izzo (Michigan State), Mike Krzyzewski (Duke), Bill Self (Kansas) and Roy Williams (North Carolina).
- » Leads the nation for most Division I wins (346) among active coaches age 47 or younger and ranks second in the same statistic among coaches under the age of 50.
- » Cincinnati has ranked among the nation's Top 25 defenses each of the last six seasons in scoring defense, field-goal percentage defense and blocks per game.
- » The Bearcats claimed the 2014 and 2018 American Athletic Conference regular-season crown and the 2018 AAC Tournament.
- » Murray State won the 2004 Ohio Valley Tournament crown and the 2006 OVC regular-season and tournament title.
- » Cronin has directed 10 teams to the NCAA Tournament as a head coach and advanced 15 teams to the Big Dance as a head coach or assistant.

Mick Cronin's tenure as head basketball coach at the University of Cincinnati has seen the rebirth of the Bearcats, rising from a program that featured only one returning scholarship player when he arrived in 2006-07 to one that recorded the first back-to-back 30-win seasons in school history (2016-17 and 2017-18); claimed the 2018 American Athletic Conference regular-season and tournament championships; made its eighth consecutive appearance in the NCAA Tournament and returns to an \$87-million newly renovated Fifth Third Arena in 2018-19.

Cronin is one of six coaches in the nation to take his team to the NCAA Tournament each of the past eight seasons, along with Mark Few (Gonzaga), Tom Izzo (Michigan State), Mike Krzyzewski (Duke), Bill Self (Kansas) and Roy Williams (North Carolina).

Cronin was named the 2018 Sporting News Coach of the Year and a semifinalist for the Naismith Trophy National Coach of the Year Award last season.

The Cincinnati native and UC alum leads the nation in Division I wins (346) and total NCAA Tournament appearances (10) among active coaches his age (47-years old) or younger and ranks second in Division I wins among active coaches under the age of 50.

Built on toughness, tenacious defense and continuous all-out effort, Cronin's Bearcats rank as one of two programs (along with Virginia) to be listed among the nation's top 25 in scoring defense each of the past six seasons. You can also find Cincinnati's name listed among the top 25 teams in field-goal percentage defense and blocks per game every year since 2012-13.

Cronin has guided Cincinnati to two AAC regular season titles (2013-14 and 2017-18) in the five-year history of the league and directed the Bearcats to the 2018 American Championship - UC's first conference tournament title since 2004.

At Murray State from 2004-2006, Cronin guided the Racers to two Ohio Valley Conference tournament titles and one regular-season crown while receiving OVC Coach of the Year distinction in 2006.

Along with his three seasons in Murray, Cronin has compiled a 346-165 career record in 15 years as a college head coach, including a 277-141 mark at Cincinnati.

Cronin's rebuilding job at Cincinnati began immediately when his first squad featured only one returning starter for the 2006-07 campaign. He tirelessly went to work setting the culture necessary to building long-term success while competing within arguably the sport's toughest league - the old BIG EAST Conference.

Despite the surroundings, Cincinnati began the retooling process, becoming the only program from a major conference to improve its win total every season from 2007 to 2011, building from 11 wins in 2007 to 26 victories and a return to the NCAA Tournament in 2011.

Now a fixture at the Big Dance, Cincinnati can include itself among an elite list of six programs appearing in eight consecutive NCAA Tournaments, along with Duke, Gonzaga, Kansas, Michigan State and North Carolina.

EIGHT CONSECUTIVE TRIPS TO THE NCAA TOURNAMENT

2017-18: Cincinnati matched the school record for wins while posting a 31-5 overall record, marking the first time in program history the Bearcats posted 30 or more wins in back-to-back seasons. The Bearcats won their first outright regular-season league title since 2002 and their first conference tournament title since 2004. UC won 16 consecutive games and climbed to No. 5 in Associated Press poll while making its eighth consecutive appearance in the NCAA Tournament. Gary Clark won Associated Press honorable mention honors along with the American Athletic Conference Player of the Year, Defensive Player of the Year, American Championship Most Valuable Player and Sportsmanship awards. Clark and Jacob Evans III were tabbed AAC first team selections while Kyle Washington received honorable mention all-league accolades.

2016-17: Cincinnati achieved a 30-6 overall record, marking the second time in program history the Bearcats posted 30 wins in a season. UC advanced to the second round of the NCAA Tournament and tied the school record for league victories (16-2) while finishing second in the American Athletic Conference. The Bearcats also posted an 18-0 home record, the fourth undefeated season at Fifth Third Arena and were ranked in the national polls for 15 weeks during the season, a Cronin-era record high. The UC head coach also achieved a personal milestone, registering his 300th career victory against Tulsa on Feb. 18.

2015-16: Cincinnati won 11 of its final 15 games of the regular season, including a 61-54 win over then-No. 24 SMU, to register its sixth consecutive NCAA Tournament appearance. Junior Troy Caupain received first team all-conference accolades while sophomore Gary Clark was named the league's defensive player of the year and second-team all-conference honoree. The Bearcats finished 22-11 overall and tied for third in the league with a 12-6 mark.

2014-15: A young, inexperienced group of newcomers and role players overcame the loss of its head coach due to health reasons and banded together to register a 23-11 mark and achieve the program's first second-round NCAA Tournament appearance since 2012. UC finished third in the conference but swept league-winner SMU and registered a victory at second-place Tulsa (in the only meeting between the schools) to secure the school's fifth consecutive NCAA Tournament invite. The Bearcats outlasted Purdue 66-65 in overtime in the first round of the NCAA Tournament before falling to previously unbeaten Kentucky, 64-51.

2013-14: Cincinnati won a share of the inaugural American Athletic Conference regular-season crown, the program's first conference title since 2003-04, behind the efforts of AP All-American Sean Kilpatrick and league defensive player of the year Justin Jackson. Kilpatrick led The American with 20.6 points per game and Cronin was

named The American's Coach of the Year in leading UC to a 27-7 record - its most wins since 2001-02. The Bearcats strung together 15 consecutive wins, including their first 11 league games. UC was listed among the top 15 teams in the AP poll during each of the last eight weeks of the regular season, climbing as high as seventh.

2012-13: Senior Cashmere Wright fought through nagging injuries and, along with fellow senior JaQuon Parker and junior Sean Kilpatrick, helped lead the Bearcats to a 22-12 overall record and third consecutive NCAA Tournament appearance. Wright finished his career as UC's all-time steals leader (198) and Cronin claimed his 200th career coaching win. The Bearcats ranked sixth nationally with 6.1 blocks per game.

2011-12: Cincinnati advanced to the NCAA Sweet 16, registered 26 wins for the second consecutive season and defeated a school-record eight nationally ranked teams, including No. 2 Syracuse in the semifinals of the BIG EAST Championship. The Bearcats posted a school-record 12 wins in the BIG EAST en route to tying for fourth place in the league standings and finishing as runners up in the league tournament. Yancy Gates capped off his career as one of only six players in program history to compile more than 1,400 points and 900 rebounds. The Bearcats outlasted Texas and Florida State before falling to Ohio State in the NCAA Tournament regional semifinals.

2010-11: Cincinnati won its first 15 games of the season and closed strong with five victories in its last six regular-season contests to secure its first NCAA Tournament appearance since 2005. Yancy Gates led the Bearcats with 11.9 points and 6.9 rebounds and Sean Kilpatrick was named to the BIG EAST All-Rookie team. UC defeated Missouri 78-63 before falling to eventual national champion UConn 69-58 in the second round of the NCAA Tournament. The Bearcats finished 26-9 overall.

PRIOR TO CINCINNATI

Success seems to follow Cronin, who came to Cincinnati after serving three years as head coach at Murray State (2004-06). As mentor of the Racers, Cronin compiled a 69-24 overall record while earning a pair of NCAA Tournament berths.

In his debut season as head coach, Cronin directed Murray State to a school-best 28-6 record, the Ohio Valley Conference Tournament championship and an NCAA Tournament appearance. His 28 wins were the sixth most in NCAA history for a first-year head coach at the time. He earned OVC Coach of the Year honors two seasons later, guiding Murray State to another OVC regular-season title, league tournament crown and NCAA Tournament appearance with a 24-6 mark in 2005-06.

Prior to Murray State, Cronin built a sterling reputation for his ability to evaluate and recruit top talent. In his stint at UC as an assistant coach for Bob Huggins from 1997-2001, Cronin recruited several top players, including NBA Draft selections Steve Logan (Golden State); DerMarr Johnson (Atlanta); Pete Mickeal (Dallas); Kenny Satterfield (Dallas); and Jason Maxiell (Detroit).

Following the 2000-01 season, Cronin became the associate head coach and recruiting coordinator at Louisville, under Rick Pitino. In his first year, Cronin helped attract a top-10 ranked recruiting class.

COMMUNITY INVOLVEMENT

Cronin's passion for success on the court also carries over to the local community where he is committed to making a difference. He currently serves as a board member on both the American Cancer Society in Cincinnati and the ACS's Coaches vs. Cancer program.

He also assists with a major fundraising event - Soul of the City Soiree - for Our Daily Bread that has generated more than \$100,000 multiple times to assist the soup kitchen and community center in Cincinnati.

Cronin also annually speaks with the Young Executive Group of the Catholic Inner-City Schools Education (CISE) Fund. The group raises money from area corporations to help give children from low income urban settings the opportunity to attend Catholic schools.

During the 2013-14 season, Cronin also wrote a column in the Cincinnati Enquirer highlighting the dangers of texting while driving as part of the ATGT sponsored "It Can Wait" campaign. He spotlighted the campaign again during an on-campus awareness event in October 2014.

PATH TO COACHING

Cronin has long held great pride in the Queen City, the University of Cincinnati and the sport of basketball. As a child growing up on the west side of town, he used to follow his father Harold "Hep" Cronin -- a highly successful local high school coach with more than 400 career wins -- around the gyms of Cincinnati. A product of LaSalle High School, Cronin had his playing career end sooner than expected due to a knee injury in high school.

That didn't stop his desire to find his place in basketball. While completing his undergraduate degree at UC, Cronin served as assistant varsity coach and head junior varsity coach at Woodward High School. He helped develop six players who went on to play Division I college basketball, including former Bearcat Damon Flint, who ranks among the top 25 scorers in program history.

Cronin made the jump from high school to college coaching during the 1996-97 season joining Huggins as video coordinator at UC. A year later, Cronin was elevated to an assistant coach for the Bearcats, setting the stage for his long tenure in college basketball.

Cronin resides in Cincinnati with his 12-year old daughter, Samantha.



CRONIN'S YEARLY COACHING RECORD

SEASON	SCHOOL (CONF.)	POSITION	RECORD/CONF.	POSTSEASON (RECORD)
1996-97	Cincinnati (C-USA)	Video Coordinator		
1997-98	Cincinnati (C-USA)	Asst. Coach	27-6/14-2	NCAA Second Round (1-1)
1998-99	Cincinnati (C-USA)	Asst. Coach	27-6/12-4	NCAA Second Round (1-1)
1999-00	Cincinnati (C-USA)	Asst. Coach	29-4/16-0	NCAA Second Round (1-1)
2000-01	Cincinnati (C-USA)	Asst. Coach	25-10/11-5	NCAA Regional Semifinals (2-1)
2001-02	Louisville (C-USA)	Assoc. Head Coach	19-13/8-8	NIT (1-1)
2002-03	Louisville (C-USA)	Assoc. Head Coach	25-7/11-5	NCAA Second Round (1-1)
2003-04	Murray State (OVC)	Head Coach	28-6/14-2	NCAA First Round (0-1)
2004-05	Murray State (OVC)	Head Coach	17-11/11-5	---
2005-06	Murray State (OVC)	Head Coach	24-7/17-3	NCAA First Round (0-1)
Murray State Totals	3 years		69-24/42-10	.742/.808
2006-07	Cincinnati (BIG EAST)	Head Coach	11-19/2-14	---
2007-08	Cincinnati (BIG EAST)	Head Coach	13-19/8-10	College Basketball Invitational (0-1)
2008-09	Cincinnati (BIG EAST)	Head Coach	18-14/8-10	---
2009-10	Cincinnati (BIG EAST)	Head Coach	19-16/7-11	NIT (1-1)
2010-11	Cincinnati (BIG EAST)	Head Coach	26-9/11-7	NCAA Second Round (1-1)
2011-12	Cincinnati (BIG EAST)	Head Coach	26-11/12-6	NCAA Regional Semifinals (2-1)
2012-13	Cincinnati (BIG EAST)	Head Coach	22-12/9-9	NCAA First Round (0-1)
2013-14	Cincinnati (American)	Head Coach	27-7/15-3	NCAA First Round (0-1)
2014-15	Cincinnati (American)	Head Coach	23-11/13-5	NCAA Second Round (1-1)
2015-16	Cincinnati (American)	Head Coach	22-11/12-6	NCAA First Round (0-1)
2016-17	Cincinnati (American)	Head Coach	30-6/16-2	NCAA Second Round (1-1)
2017-18	Cincinnati (American)	Head Coach	31-5/16-2	NCAA Second Round (1-1)
2018-19	Cincinnati (American)	Head Coach	9-1/0-0	
Cincinnati Totals	13th season		277-141/129-85	.663/.603
Head Coaching Totals	16th season		346-165/171-95	.677/.643

CRONIN'S RECORD AGAINST ALL OPPONENTS

SCHOOL	W-L	SCHOOL	W-L	SCHOOL	W-L
Alabama	1-0	Kansas State	1-0	Southern Illinois	1-2
Alabama State	2-0	Kennesaw State	1-0	SE Louisiana	1-0
Albany	1-0	Kentucky	0-1	Southern Miss	1-0
Appalachian State	1-0	Lipscomb	2-0	South Carolina State	0-0
Arkansas-Little Rock	1-0	Louisville	5-7	South Carolina Upstate	1-0
Arkansas-Pine Bluff	5-0	Marquette	3-4	South Dakota	1-0
Arkansas Tech	1-0	Marshall	2-1	St. Francis (Pa.)	2-0
Austin Peay	4-1	Maryland	1-0	St. John's	5-6
Baylor	0-0	Maryland Eastern Shore	1-0	Saint Joseph's	0-0
Belmont	0-1	Memphis	7-5	St. Mary's (Calif.)	0-1
Bowling Green	2-1	Miami (Ohio)	5-0	Stony Brook	1-0
Bradley	0-1	Middle Tennessee	2-0	Syracuse	2-6
Brown	1-0	Milwaukee	1-0	Texas	1-0
Buffalo	1-0	Mississippi State	2-0	TCU	1-0
Butler	0-2	Mississippi Valley State	1-0	Temple	8-3
Cal-State Bakersfield	1-0	Missouri	1-1	Tennessee	0-1
Cal-Davis	1-0	Morehead State	8-0	Tennessee State	5-1
Campbell	2-0	Morgan State	1-0	Tennessee Tech	3-2
Campbellsville	1-0	Mount St. Mary's	1-0	Tennessee-Martin	9-0
Central Michigan	1-0	Nebraska	2-1	Texas AGM-CC	1-1
Charleston Southern	1-0	Nevada	0-1	Texas-San Antonio	2-0
Chicago State	3-0	New Mexico	0-2	Texas Southern	3-0
Cincinnati	0-1	Norfolk State	1-0	Toledo	2-0
Cleveland State	1-0	North Carolina	0-1	Tulane	5-1
Coastal Carolina	2-0	North Carolina A&T	1-0	Tulsa	5-1
Coppin State	1-0	North Carolina Central	3-0	UAB	1-4
Creighton	0-1	NC State	3-1	UCF	8-1
Dayton	1-1	Northern Kentucky	1-0	UCLA	1-1
Delaware State	2-0	Northwestern State	1-0	UConn	12-13
DePaul	6-3	Notre Dame	3-7	UMass Lowell	1-0
East Carolina	5-1	Oakland	1-0	UNLV	2-0
Eastern Illinois	6-1	Ohio	0-1	USF Upstate	2-0
Eastern Kentucky	6-1	Ohio State	0-3	USC	13-4
Fairfield	1-0	Oklahoma	2-0	Utah Valley	1-0
Fairleigh Dickinson	1-0	Ole Miss	1-1	Vanderbilt	1-0
Florida	0-1	Oregon	1-0	Villanova	4-4
Florida AGM	1-0	Penn State	1-0	VCU	1-1
Florida State	1-1	Pittsburgh	4-8	Wagner	2-0
George Mason	1-0	Prairie View AGM	1-0	Weber State	1-0
Georgetown	6-6	Presbyterian	0-1	West Florida	1-0
Georgetown College	1-0	Providence	4-5	West Virginia	3-5
George Washington	1-0	Purdue	1-0	Western Carolina	3-0
Georgia	1-0	Radford	1-0	Western Illinois	1-0
Georgia Southern	1-0	Rhode Island	0-1	Western Kentucky	1-1
Georgia State	1-0	Rice	2-0	Western Michigan	1-0
Gonzaga	0-1	Richmond	1-0	Winthrop	1-0
Harvard	0-1	Robert Morris	1-0	Wichita State	1-1
High Point	1-0	Rutgers	8-4	Wofford	0-1
Houston	9-2	Saint Joseph's	0-1	Wright State	3-0
Howard	1-0	Samford	3-3	Wyoming	1-0
Illinois	0-1	San Diego State	1-0	Xavier	5-8
Illinois-Chicago	1-0	Savannah State	2-0		
Illinois State	0-1	Seton Hall	4-3		
Iowa State	2-1	SIU-Edwardsville	2-0		
IPFW	1-0	SMU	7-4		
Jacksonville State	6-0	SE Missouri State	5-2		

Possible 2018-19 opponents
in boldface

CINCINNATI'S DEFENSIVE NUMBERS UNDER CRONIN

CINCINNATI'S DEFENSIVE STATISTICS DURING THE MICK CRONIN ERA (12-PLUS SEASONS; 2007-PRESENT)

YEAR	UC RECORD	OPP FGM-FGA	OPP FGM%	OPP 3FGM-3FGA	OPP 3FG%	OPP PPG	GAMES ALLOWED <70 PTS	GAMES ALLOWED <60 PTS	GAMES ALLOWED <50 PTS	GAMES ALLOWED <40% FG	GAMES ALLOWED <35% FG	FORCED TURNOVERS	UC BLOCKS	UC STEALS
2006-07	11-19	685-1539	.445	231-612	.377	67.7	14	8	2	8	4	451	58	230
2007-08	13-19	717-1669	.430	209-621	.337	67.8	18	7	2	8	3	380	73	169
2008-09	18-14	752-1802	.417	186-581	.320	66.3	19	10	3	13	7	406	103	183
2009-10	19-16	807-1954	.413	230-676	.340	66.5	23	12	1	13	5	423	107	199
2010-11	26-9	735-1790	.411	171-529	.323	(9th) 59.6	30	18	7	17	7	492	129	258
2011-12	26-11	849-2063	.412	207-641	.323	(40th) 61.5	29	15	4	16	7	518	(44th) 170	(43rd) 298
2012-13	22-12	716-1851	(14th) .387	171-562	(34th) .304	(22nd) 59.0	30	18	3	16	9	452	(7th) 208	240
2013-14	27-7	690-1745	(19th) .395	182-568	.320	(4th) 58.4	31	19	6	19	8	485	(20th) 188	(24th) 268
2014-15	23-11	700-1804	(15th) .388	192-601	.319	(6th) 55.8	33	22	7	21	11	409	(11th) 185	222
2015-16	22-11	750-1907	(13th) .393	240-672	.357	(12th) 63.3	24	15	2	20	7	450	(9th) 192	(34th) 257
2016-17	30-6	767-1975	(9th) .388	264-765	.345	(8th) 61.3	26	17	3	19	10	476	(16th) 178	(32nd) 260
2017-18	31-5	739-1974	(2nd) .374	231-747	(8th) .309	(2nd) 57.5	30	22	8	24	15	514	(9th) 194	(32nd) 256
2018-19	9-1	194-508	.382	68-219	.311	56.4	10	6	2	6	2	154	50	72

National ranking in parentheses; Cronin-era bests in boldface

THE POLLS

ASSOCIATED PRESS POLL (DEC. 10)

Rk.	Team (First Place Votes)	1583
1	Kansas (57)	1583
2	Duke (4)	1454
3	Tennessee (1)	1421
4	Gonzaga (1)	1412
5	Michigan (1)	1398
6	Virginia (1)	1384
7	Nevada	1283
8	Auburn	1151
9	Michigan State	1066
10	Florida State	991
11	Texas Tech	914
12	North Carolina	890
13	Virginia Tech	833
14	Buffalo	664
15	Ohio State	621
16	Wisconsin	599
17	Villanova	532
18	Mississippi State	441
19	Kentucky	385
20	Arizona State	351
21	Marquette	281
22	Iowa	208
23	Furman	189
24	Houston	173
25	Indiana	118
	Kansas State	118
	Syracuse	118

OTHERS RECEIVING VOTES:

Nebraska 115, Maryland 105, Oklahoma 82, **Cincinnati 73**, St. John's 57, Purdue 40, North Carolina State 26, Iowa State 19, TCU 13, San Francisco 5, UCLA 3, Minnesota 2, Butler 2, Davidson 1, Florida 1, NJIT 1, Seton Hall 1, Texas 1.

USA TODAY COACHES POLL (DEC. 10)

Rk.	Team (First Place Votes)	791
1	Kansas (26)	791
2	Duke (1)	711
3	Virginia (1)	710
4	Tennessee	696
5	Michigan (3)	694
6	Gonzaga (1)	693
7	Nevada	605
8	Auburn	549
9	Michigan State	538
10	Florida State	472
11	Texas Tech	463
12	North Carolina	446
13	Virginia Tech	427
14	Ohio State	350
15	Buffalo	306
16	Villanova	238
17	Mississippi State	234
18	Kentucky	226
19	Wisconsin	206
20	Arizona State	149
21	Iowa	112
22	Houston	102
23	Maryland	87
24	Kansas State	82
25	Nebraska	79

OTHERS RECEIVING VOTES:

Marquette 66; **Cincinnati 51**; St. John's 48; Furman 47; Purdue 45; Indiana 42; Syracuse 36; Oklahoma 27; TCU 14; UCLA 13; Iowa State 11; North Texas 7; UCF 7; NC State 7; Creighton 6; Florida 4; Arizona 2; Texas 1.

2018-19 AMERICAN ATHLETIC CONFERENCE

2018-19 AMERICAN CONFERENCE STANDINGS (THRU 12/10)

Team	AAC	Pct.	Overall	Pct.
Houston	0-0	.000	8-0	1.000
Cincinnati	0-0	.000	9-1	.900
Temple	0-0	.000	7-2	.778
UCF	0-0	.000	7-2	.778
USF	0-0	.000	6-2	.750
Tulsa	0-0	.000	7-3	.700
UConn	0-0	.000	7-3	.700
ECU	0-0	.000	6-4	.600
SMU	0-0	.000	6-4	.600
Memphis	0-0	.000	5-4	.556
Wichita State	0-0	.000	4-4	.500
Tulane	0-0	.000	3-6	.333

2018-19 AAC COMPOSITE SCHEDULE

Wednesday, Dec. 12		
UMass at Temple	7 p.m.	
Jacksonville St. at Wichita State	8 p.m.	ESPN3
LSU at Houston	9 p.m.	ESPN2

Thursday, Dec. 13		
New Orleans at Tulsa	8 p.m.	

Saturday, Dec. 15		
Manhattan at UConn	TBD	
Tennessee at Memphis	Noon	ESPN2
SMU at Georgetown	Noon	FS1
Appalachian State at USF	1 p.m.	
Temple vs. Davidson	4:30 p.m.	
Southern Miss at Wichita State	5:30 p.m.	CBSN
Cincinnati at Mississippi State	8:30 p.m.	SECN

Sunday, Dec. 16		
Stetson at UCF	3 p.m.	
Saint Louis at Houston	3 p.m.	ESPNU
Tulsa vs. Dayton	3:30 p.m.	CBSN

Monday, Dec. 17		
Texas Southern at Tulane	8 p.m.	

Tuesday, Dec. 18		
ECU at Charlotte	TBD	
USF at FIU	TBD	
Drexel at UConn	7 p.m.	

Wednesday, Dec. 19		
Little Rock at Memphis	8 p.m.	
Oral Roberts at Wichita State	8 p.m.	ESPN3
UCLA at Cincinnati	9 p.m.	ESPN2

Thursday, Dec. 20		
Utah State at Houston	8 p.m.	

Friday, Dec. 21		
Tulane vs. Towson	5 p.m.	
Illinois State at UCF	7 p.m.	
Alcorn State at USF	7 p.m.	

Saturday, Dec. 22		
Tennessee State at Memphis	TBD	
Cornell at SMU	TBD	
Tulane at Alabama A&M/La Salle	TBD	
UConn vs. Villanova	12:30 p.m.	CBS
South Carolina St. at Cincinnati	2 p.m.	
Temple at Drexel	1 p.m.	
Wichita State at VCU	4 p.m.	ESPN2
Tulsa at Oral Roberts	8 p.m.	

CINCINNATI IN THE AMERICAN 2018-19 TEAM STATISTICS (THRU 12/10)

CATEGORY	[*NATIONAL] LEAGUE RANK (STAT)
Scoring	7th (73.3)
Scoring Defense	[4th] 1st (56.4)
Scoring Margin	[25th] 2nd (+16.9)
Free Throw Pct.	4th (.704)
Field Goal Pct.	2nd (.473)
Field Goal Pct. Defense	[29th] 3rd (.382)
3-Pt Field Goal Pct.	6th (.348)
3-Pt Field Goal Pct. Defense	4th (.311)
Rebounding Offense	11th (35.2)
Rebounding Defense	1st (28.5)
Rebounding Margin	[34th] 2nd (+6.7)
Blocked Shots	[36th] 2nd (5.0)
Assists	6th (14.6)
Steals	7th (7.2)
Turnover Margin	[23rd] 1st (+4.40)
Assist-to-Turnover Ratio	3rd (1.3)
Offensive Rebounds	7th (11.9)
Defensive Rebounds	11th (23.3)
3-Pt Field Goals Made	11th (5.4)

INDIVIDUAL STATISTICS

PLAYER	[*NATIONAL] LEAGUE RANK (STAT)
Scoring	
Jarron Cumberland	14th (15.3)
Trevon Scott	28th (10.9)
Keith Williams	30th (10.7)

Rebounding	
Trevon Scott	10th (6.8)

Field Goal Shooting Percentage	
Trevon Scott	8th (53.8)

Assists	
Justin Jenifer	8th (4.3)
Jarron Cumberland	14th (3.2)

Free Throw Percentage	
Jarron Cumberland	11th (77.5)

Three-Point Field Goal Percentage	
Jarron Cumberland	3rd (44.0)

Three-Point Field Goals Made	
Jarron Cumberland	7th (2.2)

Blocked Shots	
Nysier Brooks	5th (1.4)

Assist-Turnover Ratio	
Justin Jenifer	[1st] 1st (7.8)
Jarron Cumberland	11th (1.5)

Offensive Rebounds	
Keith Williams	15th (1.9)

Defensive Rebounds	
Trevon Scott	7th (5.1)

Minutes Played	
Trevon Scott	T-20th (30.5)
Jarron Cumberland	28th (27.4)

*National rankings (through 12/10) are in brackets.

CINCINNATI'S WEEKLY RANKINGS

Associated Press	Week	USA Today
RV	Preseason	RV
--	Nov. 12	No Poll
--	Nov. 19	--
--	Nov. 26	--
--	Dec. 3	RV
RV	Dec. 10	RV

CINCINNATI'S RECORD WHEN

	06-07	07-08	08-09	09-10	10-11	11-12	12-13	13-14	14-15	15-16	16-17	17-18	18-19	TOTAL
Home games	10-8	10-7	13-5	13-5	15-3	14-4	13-5	18-1	15-3	14-3	18-0	15-1	6-1	172-45
Away games	0-9	3-11	4-7	2-9	7-4	7-5	5-5	7-3	6-5	6-6	9-3	9-2	1-0	66-69
Neutral site games	1-2	0-1	1-2	4-2	4-2	5-2	4-2	2-3	2-3	2-2	3-3	7-2	2-0	37-26
Conference games	2-14	8-10	8-10	7-11	11-7	12-6	9-9	15-3	13-5	12-6	16-2	16-2	0-0	128-85
vs. Top 25 teams	0-4	2-5	1-7	3-6	3-7	8-4	2-8	4-2	2-1	1-3	2-5	2-4	0-0	30-56
Overtime games	2-0	1-1	2-1	0-3	1-0	1-2	2-1	0-0	2-1	0-3	2-0	0-0	0-0	13-12
Lead at halftime	6-1	10-3	11-3	13-4	25-0	18-3	15-3	23-1	17-3	19-5	24-2	26-2	8-0	314-30
Trail at halftime	4-17	3-15	6-11	4-11	0-9	7-8	7-9	1-6	5-8	1-6	5-2	5-3	0-1	48-106
Tied at halftime	1-1	0-1	1-0	2-1	1-0	1-0	0-0	3-0	1-0	2-0	1-2	0-0	1-0	14-5
Lead with 10:00 left	10-1	9-1	14-1	13-3	26-0	18-4	19-1	23-1	20-3	22-3	27-1	26-1	8-0	289-20
Trail with 10:00 left	1-18	1-18	3-13	6-11	0-9	7-7	3-9	3-6	3-8	0-7	3-5	4-4	1-1	35-116
Tied with 10:00 left	0-0	3-0	1-0	0-2	0-0	1-0	0-2	1-0	0-0	0-1	0-0	1-0	0-0	7-5
Lead with 5:00 left	9-3	11-1	17-1	18-2	25-0	19-4	19-2	26-0	24-1	19-4	28-0	28-1	9-0	252-19
Trail with 5:00 left	0-16	2-17	1-13	0-13	0-9	5-7	2-9	1-7	0-8	1-6	2-6	2-3	0-1	16-115
Tied with 5:00 left	2-0	0-1	0-0	1-1	1-0	2-0	1-1	0-0	0-2	1-1	0-0	1-1	0-0	9-7
Lead with 2:00 left	10-2	11-1	16-0	18-2	25-1	23-2	19-2	25-1	23-1	19-3	27-0	29-1	9-0	255-16
Trail with 2:00 left	0-17	1-17	2-14	1-14	0-8	3-9	1-10	2-6	1-9	2-7	3-5	2-3	0-1	18-120
Tied with 2:00 left	1-0	1-1	0-0	0-0	1-0	0-0	2-0	0-0	0-1	0-1	0-1	0-1	0-0	5-5
Shoot better FG%	8-2	8-3	13-1	15-4	22-0	16-2	15-1	21-0	21-3	16-5	24-0	29-0	9-0	217-21
Shoot worse FG%	3-17	5-16	5-13	4-12	4-9	8-9	4-11	6-7	2-8	6-6	6-6	2-4	0-1	55-119
Shoot 50%-plus	0-2	0-0	4-1	8-1	7-0	6-0	4-0	3-0	9-1	4-2	14-0	8-0	4-0	71-7
Shoot below 50%	11-17	13-19	14-13	11-15	16-8	20-11	18-12	24-7	14-9	16-9	16-6	22-5	4-1	198-132
Opp. shoots 50%-plus	1-9	0-6	0-6	0-2	2-4	1-2	0-1	1-3	0-2	2-3	2-2	1-1	0-0	10-41
Opp. shoots below 50%	10-10	13-13	18-8	19-14	22-5	24-9	22-11	25-4	22-9	19-7	28-4	27-4	9-1	258-99
Opp. shoots below 40%	7-1	6-1	9-3	10-3	17-0	15-1	16-1	17-1	16-5	17-2	19-1	24-0	6-0	179-19
Make 7 or fewer 3FGs	10-12	8-12	7-11	13-12	21-6	12-9	12-9	22-7	20-11	9-5	18-4	16-4	8-1	173-103
Make 8 or more 3FGs	1-7	5-7	11-3	6-4	6-4	14-2	10-3	5-0	3-0	13-6	12-2	15-1	1-0	102-39
Shoot more FTs than opp.	7-3	6-3	12-1	11-2	22-2	16-4	16-3	20-2	20-6	14-3	19-2	21-3	6-0	190-34
Out-rebound opp.	9-5	10-11	13-4	17-8	24-3	10-4	17-8	19-4	18-8	18-7	24-3	25-3	8-1	221-69
Opp. out-rebounds UC	2-14	3-7	2-9	2-8	2-5	13-6	3-4	8-2	3-3	3-2	6-3	3-2	1-0	51-65
Same number of rebounds	0-0	0-1	3-1	0-0	0-1	3-1	2-0	0-1	1-1	1-2	0-0	3-0	0-0	13-8
Commit fewer TOs	7-11	4-5	9-3	7-6	16-6	22-5	14-4	16-4	13-3	17-2	25-3	22-3	8-1	180-56
Commit the same/more TOs	4-8	9-14	9-11	12-10	9-2	4-3	8-7	11-3	10-8	3-10	4-1	9-1	1-0	92-76
Commit 12 or less TOs	7-9	4-7	5-4	5-5	10-5	17-7	8-8	20-4	13-5	14-6	22-5	19-2	5-1	149-68
Outscore opp. bench	6-8	8-6	15-9	19-11	24-7	13-3	11-6	17-1	14-7	15-6	19-3	20-1	5-0	186-68
1-3 point games	1-4	5-5	2-0	4-5	2-1	5-4	2-3	4-2	1-4	2-6	4-0	3-1	0-0	45-35
4-5 point games	0-1	2-1	2-1	3-2	0-2	6-0	2-2	4-1	2-1	4-1	0-2	0-2	1-0	26-16
6-10 point games	5-2	2-6	5-6	4-4	7-2	5-3	7-4	2-2	8-1	3-3	7-2	6-1	0-1	61-37
11-19 point games	4-10	3-5	4-4	4-4	8-5	4-2	6-2	9-1	7-4	6-1	8-2	5-2	5-0	73-42
20-plus point games	1-2	1-2	5-3	4-1	9-1	7-1	5-1	8-1	5-1	7-0	11-0	16-0	3-0	82-13
Score 59 or fewer pts	0-9	3-7	1-6	0-7	3-8	3-7	1-9	2-7	6-11	2-4	4-3	3-0	0-1	28-77
Score 60-69 pts	6-7	8-7	4-6	9-4	9-1	7-4	9-3	11-0	9-0	8-2	6-2	6-2	2-0	93-38
Score 70 or more pts	5-3	2-5	13-2	10-5	14-0	16-2	12-0	14-0	8-0	12-5	20-1	22-3	7-0	155-26
Hold opp. to 50 or fewer pts	3-0	3-0	4-0	1-0	7-0	3-2	4-0	7-0	9-2	4-0	6-0	9-0	2-0	62-4
Hold opp. to 51-60 pts	3-4	5-1	6-2	9-2	12-1	12-3	12-4	11-3	10-3	12-1	11-2	16-0	4-0	124-26
Hold opp. to 61-70 pts	3-2	5-5	5-3	7-4	5-5	10-1	4-7	7-3	4-5	3-5	8-0	4-2	3-1	68-44
Opp. scores 70-plus pts	2-13	0-13	3-9	2-10	2-3	1-5	2-1	2-1	0-1	2-4	5-4	2-3	0-0	23-67
November	5-1	4-2	5-1	4-1	5-0	4-2	6-0	6-0	5-1	7-0	5-1	7-0	6-1	69-10
December	4-3	1-5	5-2	5-2	9-0	6-1	7-1	5-2	4-2	3-4	6-1	5-2	3-0	62-25
January	1-7	5-4	4-4	5-4	4-4	5-4	4-3	9-0	6-2	6-2	8-0	8-0	0-0	65-34
February	1-7	3-3	4-3	2-5	4-3	6-2	2-5	4-2	5-4	5-2	6-2	5-2	0-0	47-40
March	0-1	0-5	0-4	3-4	4-2	5-2	2-3	3-3	3-2	1-3	5-2	6-1	0-0	32-32
Monday	0-0	1-0	3-2	2-2	2-0	2-1	2-2	1-0	0-0	0-0	1-0	3-0	1-0	18-7
Tuesday	0-2	1-1	1-2	4-2	3-0	2-0	4-0	6-0	5-1	3-2	1-0	5-0	3-0	38-10
Wednesday	4-5	4-5	4-1	7-3	9-1	7-0	3-1	2-0	5-1	2-1	6-0	3-0	0-1	56-19
Thursday	0-1	0-2	3-0	1-2	3-1	3-1	1-3	5-1	3-1	3-3	6-0	5-1	0-0	33-16
Friday	1-0	1-1	0-1	0-0	1-0	4-1	1-2	2-1	2-1	2-2	3-0	3-0	2-0	22-9
Saturday	5-7	6-5	6-5	5-3	8-4	5-7	10-2	8-5	5-6	6-3	8-2	6-2	3-0	80-57
Sunday	1-4	0-5	1-3	0-4	0-3	3-1	2-1	2-0	3-1	6-0	5-4	6-2	0-0	29-28

BEARCATS STARTING LINEUPS

OPPONENT	UC STARTERS
Tusculum (EXH.)	Jenifer, Broome, Cumberland, Scott, Brooks
Ohio State	Jenifer, Broome, Cumberland, Scott, Brooks
North Carolina Central	Jenifer, Williams, Cumberland, Scott, Brooks
Milwaukee	Broome, Williams, Cumberland, Scott, Brooks
Western Michigan	Jenifer, Williams, Cumberland, Scott, Brooks
vs. George Mason	Jenifer, Williams, Cumberland, Scott, Brooks
vs. Ole Miss	Jenifer, Williams, Cumberland, Scott, Brooks
Arkansas-Pine Bluff	Jenifer, Williams, Cumberland, Scott, Brooks
at UNLV	Jenifer, Williams, Cumberland, Scott, Brooks
NKU	Jenifer, Williams, Cumberland, Scott, Brooks
Xavier	Jenifer, Williams, Cumberland, Scott, Brooks
at Mississippi State	
UCLA	
South Carolina State	
Tulane	
at ECU	
at Tulsa	
UConn	
USF	
at Wichita State	
Tulsa	
at Temple	
SMU	
at Memphis	
at Houston	
Wichita State	
UCF	
at UConn	
at SMU	
Memphis	
at UCF	
Houston	

RECORD BY STARTING LINEUPS

UC STARTERS	RECORD
Jenifer, Broome, Cumberland, Scott, Brooks	0-1
Jenifer, Williams, Cumberland, Scott, Brooks	8-0
Broome, Williams, Cumberland, Scott, Brooks	1-0

PLAYERS IN DOUBLE FIGURES

# OF PLAYERS	0	1	2	3	4	5	6	7
TIMES THIS SEASON	0	2	1	2	2	2	1	0

SPECIALTY STATISTICS

OPPONENT	RESULT	OFF TO	IN PAINT	2ND CHANCE	FAST BREAK	BENCH
Ohio State		7	18	14	5	9
at Cincinnati	L, 56-64	10	18	9	8	9
North Carolina Central		8	14	6	3	12
at Cincinnati	W, 73-51	19	28	9	6	21
Milwaukee		10	24	7	10	21
at Cincinnati	W, 74-63	14	32	17	19	4
Western Michigan		9	12	2	9	3
at Cincinnati	W, 76-52	19	36	16	11	24
George Mason		15	28	5	0	18
vs. Cincinnati	W, 71-55	15	30	8	0	33
Ole Miss		11	22	6	0	9
vs. Cincinnati	W, 71-57	17	20	7	0	17
Arkansas-Pine Bluff		11	18	11	10	14
at Cincinnati	W, 105-49	45	46	11	25	53
at UNLV		11	16	16	11	39
Cincinnati	W, 65-61	20	26	14	10	27
NKU		9	26	14	9	18
at Cincinnati	W, 78-65	10	28	20	7	14
Xavier		2	22	6	4	14
at Cincinnati	W, 62-47	17	28	12	6	6
at Mississippi State						
Cincinnati						
UCLA						
at Cincinnati						
South Carolina State						
at Cincinnati						
Tulane						
at Cincinnati						
at ECU						
Cincinnati						
at Tulsa						
Cincinnati						
UConn						
at Cincinnati						
USF						
at Cincinnati						
at Wichita State						
Cincinnati						
Tulsa						
at Cincinnati						
at Temple						
Cincinnati						
SMU						
at Cincinnati						
at Memphis						
Cincinnati						
at Houston						
at Cincinnati						
Wichita State						
at Cincinnati						
UCF						
at Cincinnati						
at UConn						
Cincinnati						
at SMU						
Cincinnati						
Memphis						
at Cincinnati						
at UCF						
Cincinnati						
Houston						
at Cincinnati						
TOTALS		OFF TO	IN PAINT	2ND CHANCE	FAST BREAK	BENCH
CINCINNATI		187	292	128	92	209
AVERAGE		18.7	29.2	12.8	9.2	20.9
OPPONENTS		95	200	87	61	139
AVERAGE		9.5	20.0	8.7	6.1	13.9

OVERTIME RECORDS

UC'S OVERALL RECORD	56-55
1 OT Games	47-44
2 OT Games	8-8
3 OT Games	0-1
4 OT Games	0-2
7 OT Games	1-0

RECORDS IN OVERTIME GAMES

Home	27-17	.614
Schmidlapp Gym	3-4	.429
Schmidt Fieldhouse	0-1	.000
Music Hall	0-1	.000
Armory Fieldhouse	5-4	.556
Cincinnati Gardens	3-2	.600
U.S. Bank Arena	3-1	.750
Fifth Third Arena	14-4	.778
Away	17-30	.362
Neutral	11-8	.579

Current Streak: Won 2

Longest Winning Streak: 5 (Tay Baker - 1966-67)

Longest Losing Streak: 4 (Bob Ruess, 1943 - John Weithe, 1950)

• On Dec. 21, 1981 Cincinnati and Bradley played an

NCAA-record 7-overtime game which UC won, 75-73.

• Cincinnati has been involved in two of the five NCAA tournament championship games to go into overtime. The Bearcats defeated Ohio State, 70-65, in 1961, but lost to Loyola (Ill.), 60-58, in 1963.

• In 1966-67, Cincinnati played six overtime games, winning five.

UC COACHES IN OVERTIME GAMES

COACH (YEARS)	NO.	RECORD	PCT.
Bob Huggins (1989-2005)	25	14-11	.560
Mick Cronin (2006-pres.)	25	13-12	.520
Tay Baker (1965-72)	9	7-2	.778
Ed Jucker (1960-65)	9	4-5	.444
Ed Badger (1978-83)	8	3-5	.375
Tony Yates (1983-89)	7	2-5	.286
John Wiethe (1946-52)	5	1-4	.200
George Smith (1952-60)	4	3-1	.750
Gale Catlett (1972-78)	4	2-2	.500
Frank Rice (1928-32)	4	1-3	.250
Boyd Chambers (1918-28)	3	3-0	1.000
Clark Ballard (1939-42)	2	2-0	1.000
Andy Kennedy (2005-06)	2	1-1	.250
Tay Brown (1933-37)	2	0-2	.000
John Halliday (1932-33)	1	0-1	.000
Bob Ruess (1942-44)	1	0-1	.000
Walter Van Winkle (1937-39)	0	—	—
Ray Farnham (1944-46)	0	—	—

OVERTIME GAMES IN MICK CRONIN ERA

1/20/07	W	UC 96, West Virginia 83	1	SC
2/28/07	W	UC 70, Seton Hall 67	1	SC
2/9/08	W	UC 72, Rutgers 68	1	SC
3/2/08	L	Providence 81, UC 79	1	A
12/20/08	W	UC 85, Eastern Kentucky 77	1	SC
2/7/09	W	UC 64, Georgetown 62	1	SC
3/7/09	L	Seton Hall 67, UC 63	1	SC
11/25/09	L	Gonzaga 61, UC 59	1	N
12/13/09	L	Xavier 83, UC 79	2	A
2/21/10	L	Marquette 79, UC 76	1	SC
2/19/11	W	UC 93, Providence 81	1	A
11/25/11	L	Marshall 73, UC 69	1	SC
1/21/12	L	West Virginia 77, UC 74	1	A
3/8/12	W	UC 72, Georgetown 70	2	N
1/19/13	W	UC 71, Marquette 69	1	SC
2/21/13	L	UConn 73, UC 66	1	A
3/9/13	W	UC 61, USF 53	1	SC
12/13/14	L	Nebraska 56, UC 55	2	A
12/17/14	W	UC 71, San Diego State 62	1	SC
3/19/15	W	UC 66, Purdue 65	1	N
1/16/16	L	Temple 67, UC 65	2	A
2/18/16	L	Tulsa 70, UC 68	1	A
3/11/16	L	UConn 104, UC 97	4	N
12/1/16	W	UC 55, Iowa State 54	1	A
12/22/16	W	UC 93, Marshall 91	1	SC

THE LAST TIME...

TEAM

100 POINTS BY A TEAM

By UC 105 vs. Arkansas-Pine Bluff, 11/27/18
By Opponent 104 by UConn (40T), 3/11/16

90-99 POINTS BY A TEAM

By UC 97 vs. Coppin State, 11/16/17
By Opponent 91 by Marshall, 12/22/16

30-PLUS POINT WIN

By UC 56 (105-49) vs. Arkansas-Pine Bluff, 11/27/18
By Opponent 38 (89-51) vs. Notre Dame, 3/10/11

60 PERCENT SHOOTING BY A TEAM

By UC .641 vs. Arkansas-Pine Bluff, 11/27/18
By Opponent .674 vs. Pittsburgh, 2/14/09

50 PERCENT SHOOTING BY A TEAM

By UC .509 vs. George Mason, 11/23/18
By Opponent .529 by Wichita State, 2/18/18

CINCINNATI PLAYED A RANKED OPPONENT

UC Win 56-55 vs. No. 11 Houston, 3/11/18
UC Loss 73-75 vs. No. 24 Nevada, 3/18/18

SINGLE OVERTIME GAME

UC Win 93-91 (OT) vs. Marshall, 12/22/16
UC Loss 104-97 (4OT) vs. UConn, 3/11/16

DOUBLE OVERTIME GAME

UC Win 72-70 (2OT) vs. Georgetown, 3/8/12
UC Loss 104-97 (4OT) vs. UConn, 3/11/16

TRIPLE OVERTIME GAME

UC Win 75-73 (70T*) vs. Bradley, 12/21/81
UC Loss 104-97 (4OT) vs. UConn, 3/11/16

* - NCAA record.

INDIVIDUAL

40 POINTS BY A PLAYER

By UC 41, Steve Logan vs. Southern Mississippi, 2/15/02
By Opponent 40, Trevon Bluiett, Xavier, 1/26/17

30 POINTS BY A PLAYER

By UC 37, Troy Caupain vs. UConn, 3/11/16
By Opponent 32, Daniel Hamilton, vs. UConn, 3/11/16

20 REBOUNDS BY A PLAYER

By UC 20, Cedric McGowan vs. DePaul, 1/4/06
By Opponent four times

15 REBOUNDS BY A PLAYER

By UC 15, Gary Clark, at UCF, 1/16/18
By Opponent 15, Greg Monroe, vs. Georgetown, 3/6/10

TWO PLAYERS WITH 20 OR MORE POINTS IN SAME GAME

By UC Gary Clark (25), Jacob Evans (20)
vs. UConn, 3/11/17
By Opponent Daniel Hamilton (32), Jalen Adams (22)
vs. UConn, 3/11/16

THREE PLAYERS WITH 10 OR MORE REBOUNDS IN SAME GAME

By UC Gary Clark (10), Kyle Washington (10)
& Troy Caupain (10) at Iowa State, 12/1/16

TWO PLAYERS WITH 10 OR MORE REBOUNDS IN SAME GAME

By UC Trevon Scott (10), Nysier Brooks (10)
vs. Milwaukee, 11/16/18
By Opponent Ben Moore (11), Sterling Brown (11)
vs. SMU, 1/12/17

10 ASSISTS BY A PLAYER

By UC 10, Troy Caupain, vs. USF, 2/4/16
By Opponent 10, Chris Howard, at USF, 2/14/09

FIVE STEALS BY A PLAYER

By UC 5, Jacob Evans III vs. Temple, 1/24/18
By Opponent 5, Galen Robinson, Jr., vs. Houston, 3/11/18

FIVE BLOCKED SHOTS BY A PLAYER

By UC 5, Gary Clark vs. Mississippi State, 12/12/17
By Opponent 5, Amida Brimah, vs. UConn, 3/11/16

DOUBLE-DOUBLE BY A UC PLAYER

UC Win Trevon Scott (10 pts, 10 rebs)
vs. Xavier, 12/8/18
UC Loss Gary Clark (14 pts, 12 rebs)
at Butler, 12/10/16

DOUBLE-DOUBLES BY TWO UC PLAYERS

By UC Trevon Scott (15 pts, 10 rebs) &
Nysier Brooks (12 pts, 10 rebs)
vs. Milwaukee, 11/16/18

DOUBLE-DOUBLES BY THREE UC PLAYERS

By UC Troy Caupain (37 pts, 10 rebs),
Octavius Ellis (13 pts, 10 rebs) & Gary Clark (12 pts, 12 rebs)
vs. UConn, 3/11/16

TRIPLE-DOUBLE BY A UC PLAYER

By UC Eric Hicks (22 pts., 12 rebs., 10 blks.)
vs. Marquette, 1/7/06

UC PLAYER LED TEAM IN POINTS, REBOUNDS & ASSISTS

By UC Sean Kilpatrick (26 pts., 12 rebs., 6 asst.)
vs. SMU, 1/1/13

A PLAYER WON A GAME IN THE FINAL SECONDS

By UC Jacob Evans III hits 19-foot jumper with 0.4 left
at Temple as UC wins 55-53, 1/4/18
By Opponent Roosevelt Jones layup with :00.1 left
Butler defeats UC 78-76, 12/2/15

FOUR PLAYERS SCORED IN DOUBLE FIGURES

By UC Cane Broome (21), Trevon Scott (14),
Jarron Cumberland (11), Rashawn Fredericks (11)
vs. George Mason, 11/23/18

FIVE PLAYERS SCORED IN DOUBLE FIGURES

By UC Trevon Scott (22), Jarron Cumberland (12),
Justin Jenifer (10), Keith Williams (10), Nysier Brooks (10)
vs. Northern Kentucky, 12/4/18

SIX PLAYERS SCORED IN DOUBLE FIGURES

By UC Justin Jenifer (13), Keith Williams (12), Cane Broome (11)
Trevon Scott (11), Jarron Cumberland (10), Rashawn Fredericks (10)
vs. Arkansas-Pine Bluff, 11/27/18

SEVEN PLAYERS SCORED IN DOUBLE FIGURES

By UC Kevin Johnson (18), Jacob Evans (17),
Justin Jenifer (13), Kyle Washington (12), Jarron Cumberland (11)
Troy Caupain (10), Tre Scott (10)
vs. Fairleigh Dickinson, 12/17/16

EIGHT PLAYERS SCORED IN DOUBLE FIGURES

By UC Farad Cobb (15), Shaq Thomas (14),
Kevin Johnson (14), Coreontae DeBerry (12), Justin Jenifer (11),
Quadri Moore (10), Jacob Evans (10), Ocatvius Ellis (10)
vs. Robert Morris, 11/15/15

CRONIN ERA BESTS

MOST POINTS SCORED

119 (W, 119-68) vs. Fairleigh Dickinson 12/17/16
107 (W, 107-77) vs. Savannah State 11/10/17
106 (W, 106-44) vs. Robert Morris 11/15/15
105 (W, 105-49) vs. Arkansas-Pine Bluff 11/27/18
102 (W, 102-60) vs. Miss. Valley St. 11/13/12
102 (W, 102-62) vs. Chicago State 12/23/13
102 (W, 102-51) vs. Western Carolina 11/13/17

MOST POINTS SCORED (HALF)

65 (W, 119-68) vs. Fairleigh Dickinson (1st) 12/17/16
60 (W, 99-50) vs. Arkansas-Pine Bluff (2nd) 11/22/15
60 (W, 107-77) vs. Savannah State (1st) 11/10/17
59 (W, 105-49) vs. Arkansas-Pine Bluff (1st) 11/27/18
59 (W, 96-58) vs. Texas Southern (2nd) 12/13/16
59 (W, 97-84) vs. No. 20 Memphis (2nd) 3/6/14
59 (W, 102-60) vs. Miss. Valley St. (2nd) 11/13/12

HIGHEST FG PERCENTAGE

.647 (44-68) vs. Fairleigh Dickinson 12/17/16
.647 (33-51) vs. UCF 2/25/15
.641 (41-64) vs. Arkansas-Pine Bluff 11/27/18
.632 (36-57) vs. Campbell 11/20/13
.628 (27-43) vs. St. John's 2/11/09
.628 (27-43) vs. Kansas State 3/17/17
.610 (36-59) vs. Western Carolina 11/13/15

HIGHEST 3-PT. PERCENTAGE

.682 (15-22) vs. Tulsa 2/25/18
.643 (9-14) vs. Temple 1/17/14
.636 (7-11) vs. Stony Brook 12/2/14
.600 (6-10) vs. St. John's 2/11/09

MOST REBOUNDS

69 vs. Chicago State 12/23/13
65 vs. Savannah State 11/10/17
56 at Temple (2OT) 1/16/16
vs. North Carolina AGT 11/18/12

MOST ASSISTS

32 vs. Robert Morris 11/15/15
29 vs. Fairleigh Dickinson 12/17/16
27 vs. USF 1/29/17
vs. Toledo 11/18/09

MOST BLOCKED SHOTS

12 vs. Wagner 12/23/14
vs. Marquette 1/19/13
at DePaul 1/15/13
vs. North Carolina AGT 11/18/12
11 vs. Mississippi State 12/12/17
at Xavier 12/2/17

MOST STEALS

23 vs. Arkansas-Little Rock 12/6/12
19 vs. Arkansas-Pine Bluff 11/22/15
18 vs. Robert Morris 11/15/15

MOST FORCED TURNOVERS

32 vs. Arkansas-Little Rock 12/6/12
vs. North Carolina State 12/23/06
31 vs. Arkansas-Pine Bluff 11/27/18
30 vs. Arkansas-Pine Bluff 11/22/15

FEWEST POINTS ALLOWED

34 vs. Dayton 11/27/10
37 vs. Saint Francis (Pa.) 11/14/14
38 at UCF 1/16/18
39 vs. Howard 11/10/06
at West Virginia 1/30/08
vs. North Carolina AGT 11/18/12

FEWEST POINTS ALLOWED (HALF)

13 vs. Marquette 1/19/13
13 vs. UCF (1st) 2/6/18
14 vs. Richmond (1st) 11/21/17
14 vs. Alabama State (1st) 11/13/11

LOWEST FG PERCENTAGE ALLOWED

.152 (10-66) vs. North Carolina AGT 11/18/12
.200 (12-60) vs. Dayton 11/27/10
.200 (10-50) at West Virginia 1/30/08

LOWEST 3-PT. FG PERCENTAGE ALLOWED

.000 (0-14) vs. UCF 2/6/18
.000 (0-10) at No. 24/22 Pittsburgh 12/31/12
.000 (0-4) vs. Texas Southern 11/18/08
.045 (1-22) at West Virginia 1/30/08
.063 (1-16) vs. Providence 3/13/13
.091 (1-11) vs. USF 2/2/14

BIGGEST WIN

62 (106-44) vs. Robert Morris 11/15/15
56 (105-49) vs. Arkansas-Pine Bluff 11/27/18
54 (93-39) vs. North Carolina AGT 11/18/12

BIGGEST COMEBACK

Down 18 (won 80-70) vs. Houston 1/31/18
Down 17 (won 96-83 in OT) vs. West Virginia 1/20/07
Down 16 (won 70-55) vs. Samford 11/23/16
Down 15 (won 93-91 in OT) vs. Marshall 12/22/16

CINCINNATI RADIO-TV CHART



0

LOGAN JOHNSON
G • 6-2 • 175 • FR-HS
MOUNTAIN VIEW, CALIF.




2

KEITH WILLIAMS
G • 6-5 • 210 • SO-1L
BROOKLYN, N.Y.



3

JUSTIN JENIFER
G • 5-10 • 175 • SR-3L
BALTIMORE, MD.



5

TREVOR MOORE
G • 6-5 • 195 • SO-1L
HOUSTON, TEXAS



10

RASHAWN FREDERICKS
G/F • 6-5 • 200 • JR-TR
ST. CROIX, VIRGIN ISLANDS




11

LaQUILL HARDNETT
F • 6-8 • 210 • FR-HS
PHILADELPHIA, PA.



13

TREVON SCOTT
F • 6-8 • 225 • R-JR-2L
TOWNSEND, GA.



15

CANE BROOME
G • 6-0 • 165 • SR-1L
EAST HARTFORD, CONN.



20

MAMOUDOU DIARRA
F • 6-9 • 215 • R-FR-HS
BAMAKO, MALI




22

ELIEL NSOSEME
F/C • 6-9 • 225 • SO-1L
KINSHASA, CONGO



24

PRINCE GILLAM TOYAMBI
F • 6-7 • 225 • FR-HS
KINSHASA, CONGO



31

SAM MARTIN
G • 5-10 • 170 • SO-1L
CINCINNATI, OHIO




32

JOHN KOZ
G • 6-1 • 200 • JR-2L
CLEVELAND, OHIO



33

NYSIER BROOKS
C • 6-11 • 240 • JR-2L
PHILADELPHIA, PA.



34

JARRON CUMBERLAND
G • 6-5 • 205 • JR-2L
WILMINGTON, OHIO



MICK CRONIN
HEAD COACH



DARREN SAVINO
ASSOCIATE HEAD COACH



ANTWON JACKSON
ASSISTANT COACH



GREG YOUNCOFSKI
ASSISTANT COACH

CINCINNATI PLAYER SEASON & CAREER HIGHS

2018-19 SEASON

	Pts	CAREER
8 vs. NC Central, 11/13/18	8 vs. NC Central, 11/13/18	
6 vs. NC Central, 11/13/18	FG Atts	6 vs. NC Central, 11/13/18
3, 2x (last vs. Ark.-Pine Bluff, 11/27/18)	FG Made	3, 2x (last vs. Ark.-Pine Bluff, 11/27/18)
2 vs. Arkansas-Pine Bluff, 11/27/18	3PT-FG Atts	2 vs. Arkansas-Pine Bluff, 11/27/18
1, 2x (last at UNLV, 12/1/18)	3PT-FG Made	1, 2x (last at UNLV, 12/1/18)
2, 4x (last vs. Ark.-Pine Bluff, 11/27/18)	FT Atts	2, 4x (last vs. Ark.-Pine Bluff, 11/27/18)
2, 2x (last vs. NC Central, 11/13/18)	FT Made	2, 2x (last vs. NC Central, 11/13/18)
4 vs. NC Central, 11/13/18	Rebs	4 vs. NC Central, 11/13/18
6 vs. Milwaukee, 11/16/18	Assts	6 vs. Milwaukee, 11/16/18
4 vs. Arkansas-Pine Bluff, 11/27/18	Stls	4 vs. Arkansas-Pine Bluff, 11/27/18
2 vs. Ohio State, 11/7/18	Blks	2 vs. Ohio State, 11/7/18
21 vs. Milwaukee, 11/16/18	Mins	21 vs. Milwaukee, 11/16/18

#2 - KEITH WILLIAMS

	Pts	CAREER
16 vs. Xavier, 12/8/18	16 vs. Xavier, 12/8/18	
14 vs. Xavier, 12/8/18	FG Atts	14 vs. Xavier, 12/8/18
7, 2x (last vs. Xavier, 12/8/18)	FG Made	7, 2x (last vs. Xavier, 12/8/18)
3, 2x (last vs. Xavier, 12/8/18)	3PT-FG Atts	4 vs. Savannah State, 11/10/17
2, 2x (last at UNLV, 12/1/18)	3PT-FG Made	2, 2x (last at UNLV, 12/1/18)
8, 2x (last vs. NKU, 12/4/18)	FT Atts	8, 2x (last vs. NKU, 12/4/18)
6 vs. Milwaukee, 11/16/18	FT Made	6 vs. Milwaukee, 11/16/18
8 at UNLV, 12/1/18	Rebs	8 at UNLV, 12/1/18
3 vs. NC Central, 11/13/18	Assts	3 vs. NC Central, 11/13/18
4 vs. Western Michigan, 11/19/18	Stls	4 vs. Western Michigan, 11/19/18
3 vs. NC Central, 11/13/18	Blks	3 vs. NC Central, 11/13/18
31 vs. Xavier, 12/8/18	Mins	31 vs. Xavier, 12/8/18

#3 - JUSTIN JENIFER

	Pts	CAREER
13 vs. Arkansas-Pine Bluff, 11/27/18	16 vs. Coppin State, 11/16/17	
8 vs. Ohio State, 11/7/18	FG Atts	12 vs. Savannah State, 11/10/17
4, 2x (last vs. Ark.-Pine Bluff, 11/27/18)	FG Made	6, 2x (last vs. Savannah State, 11/10/17)
5 vs. Arkansas-Pine Bluff, 11/27/18	3PT-FG Atts	9 vs. UCF, 2/6/18
3 vs. Arkansas-Pine Bluff, 11/27/18	3PT-FG Made	4, 2x (last vs. Coppin State, 11/16/17)
4, 2x (last vs. Xavier, 12/8/18)	FT Atts	6, 7x (last vs. SMU, 1/7/18)
4 vs. Xavier, 12/8/18	FT Made	6 vs. Robert Morris, 11/15/15
3 vs. NKU, 12/4/18	Rebs	5, 2x (last vs. USF, 1/29/17)
9 vs. Xavier, 12/8/18	Assts	9, 4x (last vs. Xavier, 12/8/18)
2 vs. NC Central, 11/13/18	Stls	3, 2x (last vs. USF, 2/4/16)
0	Blks	0
29 vs. Xavier, 12/8/18	Mins	35 at Temple, 1/4/17

#5 - TREVOR MOORE

	Pts	CAREER
5 vs. Arkansas-Pine Bluff, 11/27/18	14 vs. UCF, 2/6/18	
5 vs. Ohio State, 11/7/18	FG Atts	8 vs. UConn, 2/22/18
2 vs. Arkansas-Pine Bluff, 11/27/18	FG Made	4, 3x (last vs. UConn, 2/22/18)
3, 2x (last vs. Ark.-Pine Bluff, 11/27/18)	3PT-FG Atts	8 vs. UConn, 2/22/18
1, 3x (last vs. Xavier, 12/8/18)	3PT-FG Made	4 vs. UConn, 2/22/18
2 vs. Western Michigan, 11/19/18	FT Atts	5 vs. UCF, 2/6/18
2 vs. Western Michigan, 11/19/18	FT Made	4 vs. UCF, 2/6/18
3 at UNLV, 12/1/18	Rebs	8 vs. Richmond, 11/21/17
4 vs. Arkansas-Pine Bluff, 11/27/18	Assts	4 vs. Arkansas-Pine Bluff, 11/27/18
3 vs. Arkansas-Pine Bluff, 11/27/18	Stls	3 vs. Arkansas-Pine Bluff, 11/27/18
1 vs. Arkansas-Pine Bluff, 11/27/18	Blks	1, 3x (last vs. Ark.-Pine Bluff, 11/27/18)
23 vs. Arkansas-Pine Bluff, 11/27/18	Mins	26 at Memphis, 1/27/18

#10 - RASHAWN FREDERICKS

	Pts	CAREER
11 vs. George Mason, 11/23/18	11 vs. George Mason, 11/23/18	
8 vs. Arkansas-Pine Bluff, 11/27/18	FG Atts	8 vs. Arkansas-Pine Bluff, 11/27/18
5 vs. George Mason, 11/23/18	FG Made	5 vs. George Mason, 11/23/18
3 vs. Milwaukee, 11/16/18	3PT-FG Atts	3 vs. Milwaukee, 11/16/18
2 vs. Arkansas-Pine Bluff, 11/27/18	3PT-FG Made	2 vs. Arkansas-Pine Bluff, 11/27/18
2, 4x (last at UNLV, 12/1/18)	FT Atts	2, 4x (last at UNLV, 12/1/18)
2 at UNLV, 12/1/18	FT Made	2 at UNLV, 12/1/18
4 vs. Western Michigan, 11/19/18	Rebs	4 vs. Western Michigan, 11/19/18
1, 4x (last at UNLV, 12/1/18)	Assts	1, 4x (last at UNLV, 12/1/18)
1 vs. Arkansas-Pine Bluff, 11/27/18	Stls	1 vs. Arkansas-Pine Bluff, 11/27/18
2 vs. Arkansas-Pine Bluff, 11/27/18	Blks	2 vs. Arkansas-Pine Bluff, 11/27/18
23 vs. Arkansas-Pine Bluff, 11/27/18	Mins	23 vs. Arkansas-Pine Bluff, 11/27/18

#11 - LAQUILL HARDNETT

	Pts	CAREER
0	0	
0	FG Atts	0
0	FG Made	0
0	3PT-FG Atts	0
0	3PT-FG Made	0
0	FT Atts	0
0	FT Made	0
0	Rebs	0
0	Assts	0
0	Stls	0
0	Blks	0
0	Mins	0

#13 - TREVON SCOTT

	Pts	CAREER
22 vs. NKU, 12/4/18	22 vs. NKU, 12/4/18	
13 vs. Milwaukee, 11/16/18	FG Atts	13 vs. Milwaukee, 11/16/18
7 vs. George Mason, 11/23/18	FG Made	7 vs. George Mason, 11/23/18
3, 2x (last vs. Milwaukee, 11/16/18)	3PT-FG Atts	3, 2x (last vs. Milwaukee, 11/16/18)
1, 2x (last vs. Milwaukee, 11/16/18)	3PT-FG Made	1, 3x (last vs. Milwaukee, 11/16/18)
13 vs. NKU, 12/4/18	FT Atts	13 vs. NKU, 12/4/18
12 vs. NKU, 12/4/18	FT Made	12 vs. NKU, 12/4/18
10, 3x (last vs. Xavier, 12/8/18)	Rebs	10, 4x (last vs. Xavier, 12/8/18)
3 vs. NKU, 12/4/18	Assts	6 vs. Western Carolina, 11/13/17
2 vs. Milwaukee, 11/16/18	Stls	5 vs. USF, 1/29/17
2, 2x (last vs. Ole Miss, 11/24/18)	Blks	5 vs. Lipscomb, 11/26/16
38 vs. Milwaukee, 11/16/18	Mins	38 vs. Milwaukee, 11/16/18

#15 - CANE BROOME

	Pts	CAREER
21 vs. George Mason, 11/23/18	39 at Fairleigh Dickinson, 2/20/16	
13 vs. George Mason, 11/23/18	FG Atts	25, 2x (last vs. LIU Brooklyn, 3/2/16)
8 vs. Milwaukee, 11/16/18	FG Made	15 vs. LIU Brooklyn, 3/2/16
4, 3x (last vs. Xavier, 12/8/18)	3PT-FG Atts	13 at LIU Brooklyn, 1/27/16
1, 5x (last vs. Ark.-Pine Bluff, 11/27/18)	3PT-FG Made	6 at LIU Brooklyn, 1/27/16
8 vs. George Mason, 11/23/18	FT Atts	22 at Fairleigh Dickinson, 2/20/16
7 vs. George Mason, 11/23/18	FT Made	15 at Fairleigh Dickinson, 2/20/16
5 vs. Western Michigan, 11/19/18	Rebs	10, 2x (last at Bryant, 2/18/16)
4, 3x (last at UNLV, 12/1/18)	Assts	6, 5x (last at Memphis, 1/27/18)
3 vs. Milwaukee, 11/16/18	Stls	4, 4x (last vs. Wagner, 1/9/16)
0	Blks	2 at Brown, 12/28/14
36 vs. Milwaukee, 11/16/18	Mins	44 at Bryant, 3/4/15

#20 - MAMOUDOU DIARRA

	Pts	CAREER
9 vs. Arkansas-Pine Bluff, 11/27/18	9, 2x (last vs. Ark.-Pine Bluff, 11/27/18)	
6 vs. Arkansas-Pine Bluff, 11/27/18	FG Atts	6, 2x (last vs. Ark.-Pine Bluff, 11/27/18)
4 vs. Arkansas-Pine Bluff, 11/27/18	FG Made	4 vs. Arkansas-Pine Bluff, 11/27/18
1 vs. Arkansas-Pine Bluff, 11/27/18	3PT-FG Atts	2 vs. Coppin State, 11/16/17
1 vs. Arkansas-Pine Bluff, 11/27/18	3PT-FG Made	1, 2x (last vs. Ark.-Pine Bluff, 11/27/18)
4 vs. Western Michigan, 11/19/18	FT Atts	4, 2x (last vs. Western Michigan, 11/19/18)
2 vs. Western Michigan, 11/19/18	FT Made	3 vs. Western Carolina, 11/13/17
6 vs. Western Michigan, 11/19/18	Rebs	6, 2x (last vs. Western Michigan, 11/19/18)
1 vs. Western Michigan, 11/19/18	Assts	1, 3x (last vs. Western Michigan, 11/19/18)
1 vs. Western Michigan, 11/19/18	Stls	1, 2x (last vs. Western Michigan, 11/19/18)
1 vs. Arkansas-Pine Bluff, 11/27/18	Blks	2 vs. Alabama State, 11/27/17
14 vs. Arkansas-Pine Bluff, 11/27/18	Mins	14 vs. Arkansas-Pine Bluff, 11/27/18

#22 - ELIEL NSOSEME

	Pts	CAREER
6 vs. NKU, 12/4/18	6 vs. NKU, 12/4/18	
4 vs. NKU, 12/4/18	FG Atts	5 vs. Memphis, 12/31/17
2, 3x (last vs. NKU, 12/4/18)	FG Made	2, 5x (last vs. NKU, 12/4/18)
0	3PT-FG Atts	0
0	3PT-FG Made	0
3 vs. NC Central, 11/13/18	FT Atts	5 vs. Savannah State, 11/10/17
2 vs. NKU, 12/4/18	FT Made	2 vs. NKU, 12/4/18
8, 2x (last vs. NKU, 12/4/18)	Rebs	8, 3x (last vs. NKU, 12/4/18)
1 vs. Ohio State, 11/7/18	Assts	2 vs. Coppin State, 11/16/17
1, 3x (last vs. NKU, 12/4/18)	Stls	1, 6x (last vs. NKU, 12/4/18)
2 at UNLV, 12/1/18	Blks	4 at Xavier, 12/2/17
2 vs. NKU, 12/4/18	Mins	22 vs. NKU, 12/4/18

#33 - NYSIER BROOKS

	Pts	CAREER
15 vs. Western Michigan, 11/19/18	15 vs. Western Michigan, 11/19/18	
11 vs. Western Michigan, 11/19/18	FG Atts	11 vs. Western Michigan, 11/19/18
5, 2x (last vs. Western Michigan, 11/19/18)	FG Made	5, 2x (last vs. Western Michigan, 11/19/18)
0	3PT-FG Atts	0
0	3PT-FG Made	0
5, 2x (last vs. Western Michigan, 11/19/18)	FT Atts	6 vs. Alabama State, 11/27/17
5 vs. Western Michigan, 11/19/18	FT Made	5 vs. Western Michigan, 11/19/18
10, 2x (last vs. Western Michigan, 11/19/18)	Rebs	10, 2x (last vs. Western Michigan, 11/19/18)
1, 2x (last vs. Ole Miss, 11/24/18)	Assts	2 vs. Western Carolina, 11/13/17
2 at UNLV, 12/1/18	Stls	2, 2x (last at UNLV, 12/1/18)
3 vs. NKU, 12/4/18	Blks	5 at East Carolina, 1/15/17
29 vs. Milwaukee, 11/16/18	Mins	29 vs. Milwaukee, 11/16/18

#34 - JARRON CUMBERLAND

	Pts	CAREER
27 vs. Western Michigan, 11/19/18	27, 2x (last vs. Western Michigan, 11/19/18)	
19 vs. Western Michigan, 11/19/18	FG Atts	19 vs. Western Michigan, 11/19/18
11 vs. Western Michigan, 11/19/18	FG Made	11 vs. Western Michigan, 11/19/18
8 vs. Ole Miss, 11/24/18	3PT-FG Atts	11 vs. Georgia State, 3/16/18
4 vs. Western Michigan, 11/19/18	3PT-FG Made	6 vs. USF, 1/29/17
14 vs. Ole Miss, 11/24/18	FT Atts	14 vs. Ole Miss, 11/24/18
13 vs. Ole Miss, 11/24/18	FT Made	13 vs. Ole Miss, 11/24/18
6 vs. George Mason, 11/23/18	Rebs	11 vs. Georgia State, 3/16/18
6, 2x (last vs. Ark.-Pine Bluff, 11/27/18)	Assts	8, 2x (last vs. SMU, 3/9/18)
3 vs. George Mason, 11/23/18	Stls	5 vs. SMU, 3/12/17
2, 2x (last vs. Ole Miss, 11/24/18)	Blks	3 vs. ECU, 1/20/18
36 vs. Xavier, 12/8/18	Mins	40 vs. Georgia State, 3/16/18



#0 LOGAN JOHNSON

GUARD • 6-2 • 175 • FRESHMAN • HS • MOUNTAIN VIEW, CALIF. (SAINT FRANCIS HS)

2018-19 Season (Freshman): Matched his season high with eight points to go with a game-high four steals against UAPB (11/27) ... handed out a team-high six assists without a turnover in 21 minutes against Milwaukee (11/16) ... posted eight points with four rebounds against North Carolina Central (11/13) ... registered his first collegiate points on a pair of free throws against Ohio State (11/7) ... posted five points with four rebounds and two assists in 18 minutes of play during the exhibition game against Tusculum (11/1).

Prior to Cincinnati: Averaged 22 points, eight rebounds, six assists and three steals as a senior at Saint Francis High School, helping lead the Lancers in the Division I Playoffs ... tabbed West Catholic Athletic League First Team, San Francisco Chronicle All-Metro First Team, MaxPreps All-NorCal Second Team and SportsStars Magazine All-NorCal First Team as a senior ... guided the Lancers to the Northern California Division II championship game, averaging 18 points, eight rebounds, five assists and two steals as a junior ... named West Catholic Athletic League Most Valuable Player, the San Francisco Chronicle Player of the Year, the Cal Hi Sports Bay Area Player of the Year, a Mercury News First Team All-Bay Area selection, a Pangos All-American and a Cal Hi Sports Third Team All-State honoree as a junior ... tabbed a four-star prospect according to Scout.com. Johnson was listed among the Top 20 players in the Golden State and among the Top 150 players in the nation by 247 Sports and Rivals.com.

Personal: Born Oct. 11, 1999 in Spokane, Wash. ... son of Jennifer and Milton Johnson ... has one sister, Lauren, and three brothers, Brandon, Tyler and Gabe ... his brother, Tyler Johnson, plays for the NBA's Miami Heat ... ambidextrous.

SEASON & CAREER STATISTICS

2018-19 SEASON			CAREER		
8 vs. NC Central, 11/13/18	Pts	8 vs. NC Central, 11/13/18			
6 vs. NC Central, 11/13/18	FG Atts	6 vs. NC Central, 11/13/18			
3, 2x (last vs. Ark.-Pine Bluff, 11/27/18)	FG Made	3, 2x (last vs. Ark.-Pine Bluff, 11/27/18)			
2 vs. Arkansas-Pine Bluff, 11/27/18	3PT-FG Atts	2 vs. Arkansas-Pine Bluff, 11/27/18			
1, 2x (last at UNLV, 12/1/18)	3PT-FG Made	1, 2x (last at UNLV, 12/1/18)			
2, 4x (last vs. Ark.-Pine Bluff, 11/27/18)	FT Atts	2, 4x (last vs. Ark.-Pine Bluff, 11/27/18)			
2, 2x (last vs. NC Central, 11/13/18)	FT Made	2, 2x (last vs. NC Central, 11/13/18)			
4 vs. NC Central, 11/13/18	Rebs	4 vs. NC Central, 11/13/18			
6 vs. Milwaukee, 11/16/18	Assts	6 vs. Milwaukee, 11/16/18			
4 vs. Arkansas-Pine Bluff, 11/27/18	Stls	4 vs. Arkansas-Pine Bluff, 11/27/18			
2 vs. Ohio State, 11/7/18	Blks	2 vs. Ohio State, 11/7/18			
21 vs. Milwaukee, 11/16/18	Mins	21 vs. Milwaukee, 11/16/18			

MISCELLANEOUS STATISTICS

CATEGORY	2018-19	CAREER
Double-Figure Scoring Games	0	0
Double-Figure Rebounding Games	0	0
Double-Double Games	0	0
20-Point Scoring Games	0	0
Games Led UC in Scoring	0	0
Games Led UC in Rebounding	0	0
Games Led UC in Assists	1	1
Games With 3+ Assists	1	1
Games With 3+ Blocks	0	0
Games With 3+ Steals	1	1
Games With 3+ Three-Pointers	0	0


GAME-BY-GAME STATISTICS

2018-19 (FRESHMAN SEASON)

Opponent	Date	gs	min	Total		3-Pointers		Free throws		Rebounds			pf	a	t/o	blk	stl	pts	avg
				fg-fga	pct	3fg-fga	pct	ft-fa	pct	off	def	tot							
OHIO ST.	11/07/18	10	0-2	.000	0-1	.000	2-2	1.000	0	0	0	0	2	0	0	2	0	2	2.0
N.C. CENTRAL	11/13/18	18	3-6	.500	0-1	.000	2-2	1.000	2	2	4	2.0	0	2	2	0	0	8	5.0
MILWAUKEE	11/16/18	21	2-2	1.000	0-0	.000	0-0	.000	1	1	2	2.0	1	6	0	1	4	4.7	
WESTERN MICH.	11/19/18	11	0-0	.000	0-0	.000	0-0	.000	0	0	1.5	3	0	1	0	1	0	3.5	
vs George Mason	11/23/18	5	0-0	.000	0-0	.000	0-0	.000	0	1	1.4	0	0	1	0	0	0	2.8	
vs Ole Miss	11/24/18	12	1-3	.333	0-0	.000	1-2	.500	1	1	2	1.5	1	1	1	0	3	2.8	
ARK.-PINE BLUFF	11/27/18	19	3-5	.600	1-2	.500	1-2	.500	0	3	1.7	0	2	1	1	4	8	3.6	
at UNLV	12/01/18	8	2-2	1.000	1-1	1.000	0-0	.000	0	0	1.5	1	0	2	0	1	5	3.8	
NORTHERN KY.	12/04/18	12	1-3	.333	0-1	.000	0-0	.000	0	2	1.6	2	2	0	0	1	2	3.6	
XAVIER	12/08/18	1	0-0	.000	0-0	.000	0-0	.000	0	0	1.4	1	0	0	0	0	0	3.2	
Totals		0	117	12-23	.522	2-6	.333	6-8	.750	4	10	14	1.4	11	13	8	4	8	3.2

CAREER STATISTICS

Season	gp-gs	min/avg	Total		3-Point		F-Throws		Rebounds					Scoring						
			fg-fga	pct	fg-fga	pct	ft-fa	pct	off	def	tot	avg	pf	fo	ast	to	blk	stl	pts	avg
2018-19	10-0	117/11.7	12-23	.522	2-6	.333	6-8	.750	4	10	14	1.4	11	0	13	8	4	8	32	3.2
TOTAL	10-0	117/11.7	12-23	.522	2-6	.333	6-8	.750	4	10	14	1.4	11	0	13	8	4	8	32	3.2



#2 KEITH WILLIAMS

GUARD • 6-5 • 210 • SOPHOMORE • 1L • BROOKLYN, N.Y. (BISHOP LOUGHLIN MEMORIAL)

MOMENTS

- » Tallied team highs with 15 points and eight rebounds at UNLV (12/1/18).
- » Scored a career-high 15 points in his first collegiate start against NC Central (11/13/18).
- » Netted 10 points in back-to-back games against Savannah State (11/10/17) and Western Carolina (11/13/17) to start his collegiate career.

2018-19 Season (Sophomore): Scored a career-high 16 points on 7-of-14 shooting with four rebounds and two blocks in 31 minutes against Xavier (12/8) ... registered a team-high 15 points on 5-of-10 shooting with a pair of threes and a team-best eight rebounds at UNLV (12/1) ... shot 6-of-9 from the field for 12 points against UAPB (11/27) ... scored 15 points with three blocks and three assists against North Carolina Central (11/13) in his first collegiate start.

2017-18 Season (Freshman): Played in 33 games as a reserve, averaging 3.1 points and 1.2 rebounds in 9.8 minutes ... scored in double figures in each of his first two collegiate games, netting 10 points on 5-of-12 shooting with five rebounds in the season opener with Savannah State (11/10) and 10 points on 5-of-7 shooting against Western Carolina (11/13).

Prior to Cincinnati: Named the 2017 All-New York City Player of the Year and Catholic High School Athletic Association (CHSAA) Class AA Most Valuable Player, helping Bishop Loughlin to the Brooklyn/Queens championship game and inter-sectional semifinals ... averaged 22.2 points and 10.6 rebounds as a senior and 15 points and 4.3 rebounds as a junior ... netted 37 points in a CHSAA Brooklyn/Queens diocesan semifinal double overtime win against Christ the King ... tallied 25 points on 12-of-17 shooting from the field in the 2017 Jordan Brand Classic Regional Boys Game at the Barclays Center ... averaged 15.0 points and 4.3 rebounds while shooting 47.8 percent (96 of 201) from the field and 40.6 percent (28 of 69) from three-point range in 17 games for New Heights, an AAU squad on the 2016 Under Armour Association's 17U summer circuit ... tabbed a four star prospect by Rivals.com and 247Sports.

Personal: Born July 25, 1998 in Brooklyn, New York ... son of Yvette and Keith Williams Sr. ... has two brothers, Cleyon Carryl and Courtney Tyrell, and a sister, Tuanieha ... right-handed.

SEASON & CAREER STATISTICS

2018-19 SEASON			CAREER		
16 vs. Xavier, 12/8/18	Pts	16 vs. Xavier, 12/8/18			
14 vs. Xavier, 12/8/18	FG Atts	14 vs. Xavier, 12/8/18			
7, 2x (last vs. Xavier, 12/8/18)	FG Made	7, 2x (last vs. Xavier, 12/8/18)			
3, 2x (last vs. Xavier, 12/8/18)	3PT-FG Atts	4 vs. Savannah State, 11/10/17			
2, 2x (last at UNLV, 12/1/18)	3PT-FG Made	2, 2x (last at UNLV, 12/1/18)			
8, 2x (last vs. NKU, 12/4/18)	FT Atts	8, 2x (last vs. NKU, 12/4/18)			
6 vs. Milwaukee, 11/16/18	FT Made	6 vs. Milwaukee, 11/16/18			
8 at UNLV, 12/1/18	Rebs	8 at UNLV, 12/1/18			
3 vs. NC Central, 11/13/18	Assts	3 vs. NC Central, 11/13/18			
4 vs. Western Michigan, 11/19/18	Stls	4 vs. Western Michigan, 11/19/18			
3 vs. NC Central, 11/13/18	Blks	3 vs. NC Central, 11/13/18			
31 vs. Xavier, 12/8/18	Mins	31 vs. Xavier, 12/8/18			

MISCELLANEOUS STATISTICS

CATEGORY	2017-18	2018-19	CAREER
Double-Figure Scoring Games	2	6	8
Double-Figure Rebounding Games	0	0	0
Double-Double Games	0	0	0
20-Point Scoring Games	0	0	0
Games Led UC in Scoring	0	2	2
Games Led UC in Rebounding	0	1	1
Games Led UC in Assists	0	0	0
Games With 3+ Assists	0	1	1
Games With 3+ Blocks	0	1	1
Games With 3+ Steals	0	1	1
Games With 3+ Three-Pointers	0	0	0

GAME-BY-GAME STATISTICS

2018-19 (SOPHOMORE SEASON)

Opponent	Date	gs	min	Total	3-Pointers	Free throws	Rebounds	pf	a	t/o	blk	stl	pts	avg						
				fg-fga	3fg-fga	ft-fa	off	def	tot	avg										
OHIO ST.	11/07/18	13	1-6	.167	0-2	.000	2-2	1.000	1	2	3	0	1	1	4	4.0				
N.C. CENTRAL	11/13/18	* 26	7-12	.583	1-2	.500	0-1	.000	3	1	4	3.5	2	3	1	15	9.5			
MILWAUKEE	11/16/18	* 23	3-7	.429	0-2	.000	6-8	.750	1	1	2	3.0	1	1	2	10	12.0			
WESTERN MICH.	11/19/18	* 21	4-6	.667	0-0	.000	0-0	.000	3	2	5	3.5	0	0	3	14	9.8			
vs George Mason	11/23/18	* 17	3-5	.600	0-1	.000	0-0	.000	1	2	3	3.4	3	0	1	0	2	6	9.0	
vs Ole Miss	11/24/18	* 24	2-6	.333	2-2	1.000	3-6	.500	2	3	5	3.7	4	0	0	0	9	9.0		
ARK-PINE BLUFF	11/27/18	* 26	6-9	.667	0-1	.000	0-0	.000	1	1	2	3.4	0	2	1	0	1	12	9.4	
at UNLV	12/01/18	* 29	5-10	.500	2-2	1.000	3-4	.750	4	4	8	4.0	3	0	2	0	15	10.1		
NORTHERN KY.	12/04/18	* 23	3-9	.333	0-3	.000	4-8	.500	2	2	4	4.0	3	0	2	1	1	10	10.1	
XAVIER	12/08/18	* 31	7-14	.500	0-3	.000	2-2	1.000	1	3	4	4.0	1	0	1	2	0	16	10.7	
Totals		9	233	41-84	.488	5-18	.278	20-31	.645	19	21	40	4.0	18	6	14	8	12	107	10.7

2017-18 (FRESHMAN SEASON)

Opponent	Date	gs	min	Total	3-Pointers	Free throws	Rebounds	pf	a	t/o	blk	stl	pts	avg						
				fg-fga	3fg-fga	ft-fa	off	def	tot	avg										
SAVANNAH STATE	11/10/17	15	5-12	.417	0-4	.000	0-0	.000	3	2	5	5.0	0	1	1	0	0	10	10.0	
WESTERN CAROLINA	11/13/17	19	5-7	.714	0-2	.000	0-2	.000	0	1	1	3.0	0	1	0	0	1	10	10.0	
COPPIN STATE	11/16/17	18	2-6	.333	0-2	.000	0-3	.000	0	2	2	2.7	0	2	2	0	1	4	8.0	
vs Buffalo	11/20/17	13	2-5	.400	0-0	.000	0-1	.000	0	1	1	2.3	2	0	2	0	1	4	7.0	
vs Richmond	11/21/17	15	0-2	.000	0-0	.000	1-2	.500	0	1	1	2.0	2	1	3	0	1	1	5.8	
vs Wyoming	11/22/17	11	1-3	.333	1-2	.500	1-2	.500	0	0	0	1.7	0	0	0	0	1	4	5.5	
ALABAMA STATE	11/27/17	20	3-5	.600	0-1	.000	2-3	.667	2	0	2	1.7	0	2	0	0	0	8	5.9	
at Xavier	12/02/17	2	0-0	.000	0-0	.000	0-0	.000	0	1	1	1.6	1	0	0	0	0	0	5.1	
vs Florida	12/09/17	2	0-0	.000	0-0	.000	0-0	.000	0	1	1	1.6	0	0	1	0	0	0	4.6	
MISSISSIPPI ST.	12/12/17	13	2-4	.500	0-2	.000	0-0	.000	0	1	1	1.5	1	0	2	1	1	4	4.5	
at UCLA	12/16/17	11	2-6	.333	0-1	.000	0-0	.000	2	1	3	1.6	1	1	1	0	0	4	4.5	
UA-PINE BLUFF	12/19/17	14	4-7	.571	0-1	.000	1-1	1.000	0	2	2	1.7	1	1	1	1	0	9	4.8	
CLEVELAND STATE	12/21/17	9	2-4	.500	1-1	1.000	0-0	.000	1	1	2	1.7	1	0	0	0	0	5	4.8	
MEMPHIS	12/31/17	17	1-3	.333	0-1	.000	1-2	.500	0	0	0	1.6	1	1	2	0	0	3	4.7	
at Temple	01/04/18	6	0-2	.000	0-0	.000	0-0	.000	0	0	0	1.5	0	0	0	0	1	0	4.4	
SMU	01/07/18	5	0-0	.000	0-0	.000	2-2	1.000	0	1	1	1.4	0	0	0	1	1	2	4.3	
at USF	1/13/18	5	0-1	.000	0-0	.000	0-0	.000	0	0	0	1.4	0	1	1	0	0	0	4.0	
ECU	01/20/18	12	0-5	.000	0-1	.000	0-0	.000	0	3	3	1.4	0	0	0	0	0	0	3.8	
TEMPLE	01/24/18	9	1-3	.333	0-0	.000	4-4	1.000	0	1	1	1.4	2	0	1	0	2	6	3.9	
at Memphis	1/27/18	2	0-0	.000	0-0	.000	0-0	.000	0	0	0	1.4	0	0	0	0	0	0	3.7	
HOUSTON	01/31/18	1	0-0	.000	0-0	.000	0-0	.000	0	0	0	1.3	0	0	0	0	0	0	3.5	
at UCONN	2/3/18	2	1-1	1.000	1-1	1.000	0-0	.000	0	0	0	1.2	0	0	0	0	0	3	3.5	
UCF	02/06/18	14	1-5	.200	0-2	.000	0-0	.000	1	1	2	1.3	2	2	0	0	1	2	3.4	
at SMU	02/11/18	12	3-5	.600	0-1	.000	2-2	1.000	0	0	0	1.2	1	1	2	0	1	8	3.6	
WICHITA STATE	02/18/18	6	0-0	.000	0-0	.000	1-2	.500	1	0	1	1.2	0	0	0	0	0	1	3.5	
UCONN	02/22/18	11	1-5	.200	0-2	.000	0-0	.000	1	0	1	1.2	2	1	1	0	0	2	3.5	
TULSA	02/25/18	7	1-2	.500	0-0	.000	0-1	.000	1	0	1	1.2	0	0	1	1	0	2	3.4	
at Tulane	03/01/18	27	2-6	.333	0-0	.000	2-4	.500	3	2	5	1.3	1	1	3	2	1	6	3.5	
at Wichita State	03/04/18	9	1-1	1.000	1-1	1.000	0-0	.000	0	1	1	1.3	1	0	0	0	0	3	3.5	
vs SMU	03/09/18	8	0-2	.000	0-1	.000	0-1	.000	0	1	1	1.3	1	0	1	0	0	0	3.4	
vs Memphis	3-10-18	9	0-1	.000	0-1	.000	0-0	.000	0	1	1	1.3	2	0	0	1	0	3	3.3	
vs Houston	3-11-18	0	0-0	.000	0-0	.000	0-0	.000	0	0	0	1.3	1	0	0	0	0	0	3.2	
vs Georgia State	03/16/18	1	0-1	.000	0-0	.000	0-0	.000	0	0	0	1.2	0	0	0	0	0	0	3.1	
Totals		0	325	40-104	.385	4-27	.148	17-32	.531	15	25	40	1.2	23	14	27	5	15	101	3.1

CAREER STATISTICS

Season	gp-gs	min/avg	Total		3-Point		F-Throws			Rebounds				Scoring						
			fg-fga	pct	fg-fga	pct	ft-fa	pct	off	def	tot	avg	pf	fo	ast	to	blk	stl	pts	avg
2017-18	33-0	325/9.8	40-104	.385	4-27	.148	17-32	.531	15	25	40	1.2	23	0	14	27	5	15	101	3.1
2018-19	10-9	233/23.3	41-84	.488	5-18	.278	20-31	.645	19	21	40	4.0	18	0	6	14	8	12	107	10.7
TOTAL	43-9	558/13.0	81-188	.431	9-45	.200	37-63	.587	34	46	80	1.9	41	0	20	41	13	27	208	4.8



#3 JUSTIN JENIFER

GUARD • 5-10 • 175 • SENIOR • 3L • BALTIMORE, MD. (MILFORD MILL ACADEMY)

MOMENTS

- » Scored a career-high 16 points with four threes against Coppin State (11/16/17).
- » Had a 21st birthday to remember, scoring 14 points on 5-of-8 shooting with four threes against Bowling Green (12/4/16).
- » Netted 11 points and dished out nine assists in 16 minutes against Robert Morris (11/15/15).

2018-19 Season (Senior): Handed out nine assists with only one turnover to go with seven points in 29 minutes against Xavier (12/8) ... had seven points and a game-high six assists at UNLV (12/1) ... netted a game-high 13 points and hit a season-best three three-pointers against UNLV (11/27) ... scored 10 points with six assists and zero turnovers against North Carolina Central (11/13).

2017-18 Season (Junior): Started 33 of 36 games, averaging 4.8 points, 2.5 assists and 1.0 rebounds in 19.6 minutes ... finished season with 91 assists and only 24 turnovers (3.8-to-1 assist-to-turnover ratio), committing only four turnovers in the last 13 games (239 minutes) ... handed out a season-high seven assists against Cleveland State (12/21) ... scored a career-high 16 points with four three-pointers against Coppin State (11/16) ... tallied 15 points against on 6-of-12 shooting against Savannah State (11/10) ... netted 11 points with a trio of three-pointers against UCF (2/6) ... handed out three of more assists 14 times.

2016-17 Season (Sophomore): Played in 35 games as a reserve, averaging 2.8 points, 1.9 assists and 1.0 rebounds in 12.7 minutes ... handed out 68 assists with only 16 turnovers, a 4.3-to-1 assist-to-turnover ratio, for the season ... registered 35 assists with only five turnovers, a 7.0-to-1 assist-to-turnover ratio, in 12.2 minutes during league play ... scored a career-high 14 points on 5-of-8 shooting with a career-best four three-pointers in 28 minutes against Bowling Green (12/4) on his birthday ... tallied 13 points on 6-of-11 shooting with five assists in 23 minutes against Fairleigh Dickinson (12/17) ... recorded 12 points with nine assists and five rebounds in 28 minutes against USF (1/29) ... handed out nine assists without a turnover in 22 minutes against Texas Southern (12/13) ... handed out three or more assists nine times.

2015-16 Season (Freshman): Played in all 34 games as a reserve, averaging 2.4 points and 1.3 assists in 8.6 minutes ... shot 70.0 percent (14 of 20) from the free throw line for the season ... tallied a season-high 11 points and nine assists against Robert Morris (11/15) ... scored six or more points in seven games on the year ... played a conference-season high 18 minutes against Tulane (1/24), posting six points on a pair of threes to go with two assists and two rebounds ... registered eight points with a pair of threes against Arkansas-Pine Bluff (11/22).

Prior to Cincinnati: Earned Baltimore Sun All-Metro second-team honors while averaging 17.3 points, 7.0 assists and 3.0 rebounds as a senior at Milford Mill Academy ... scored 30 or more points three times, including a 40-point effort during his final year, guiding the Millers to a 15-8 overall mark and an appearance at the regional finals ... tabbed a Gatorade Player of the Year nominee as a senior ... scored more than 1,000 points during his career ... helped his squad advance to the Maryland Class 3A state semifinals as a junior, averaging 18 points and 13 assists during the year ... claimed Baltimore Sun All-Metro first-team honors and was tabbed co-Baltimore County Player of the Year while posting double figures in every game and registered 12 double-doubles as a junior ... saw his team post a 26-2 record and win the state championship as a sophomore, tallying 17 points, seven assists and seven rebounds in the title game ... earned Baltimore Sun All-Metro second-team accolades as a sophomore ... named most valuable player at the 2013 Mary Kline Classic, posting 23 points and 10 assists.

Personal: Born December 4, 1995 in Baltimore, Maryland ... son of Kisha Hull and Howard Jenifer ... has one sister, Raeshawnda ... left-handed.

SEASON & CAREER STATISTICS

2018-19 SEASON		CAREER	
13 vs. Arkansas-Pine Bluff, 11/27/18	Pts	16 vs. Coppin State, 11/16/17	
8 vs. Ohio State, 11/7/18	FG Atts	12 vs. Savannah State, 11/10/17	
4, 2x (last vs. Ark. -Pine Bluff, 11/27/18)	FG Made	6, 2x (last vs. Savannah State, 11/10/17)	
5 vs. Arkansas-Pine Bluff, 11/27/18	3PT-FG Atts	9 vs UCF, 2/6/18	
3 vs. Arkansas-Pine Bluff, 11/27/18	3PT-FG Made	4, 2x (last vs. Coppin State, 11/16/17)	
4, 2x (last vs. Xavier, 12/8/18)	FT Atts	6, 7x (last vs. SMU, 1/7/18)	
4 vs. Xavier, 12/8/18	FT Made	6 vs. Robert Morris, 11/15/15	
3 vs. NKU, 12/4/18	Rebs	5, 2x (last vs. USF, 1/29/17)	
9 vs. Xavier, 12/8/18	Asts	9, 4x (last vs. Xavier, 12/8/18)	
2 vs. NC Central, 11/13/18	Stls	3, 2x (last vs. USF, 2/4/16)	
0	Blks	0	
29 vs. Xavier, 12/8/18	Mins	35 at Temple, 1/4/17	

MISCELLANEOUS STATISTICS

CATEGORY	2015-16	2016-17	2017-18	2018-19	CAREER
Double-Figure Scoring Games	1	3	3	3	10
Double-Figure Rebounding Games	0	0	0	0	0
Double-Double Games	0	0	0	0	0
20-Point Scoring Games	0	0	0	0	0
Games Led UC in Scoring	0	0	0	1	1
Games Led UC in Rebounding	0	0	0	0	0
Games Led UC in Assists	1	4	7	5	17
Games With 3+ Assists	3	8	14	6	31
Games With 3+ Blocks	0	0	0	0	0
Games With 3+ Steals	2	1	0	0	3
Games With 3+ Three-Pointers	0	1	3	1	5

CAREER STATISTICS

Season	gp-gs	min/avg	Total		3-Point		F-Throws			Rebounds				Scoring						
			fg-fga	pct	fg-fga	pct	ft-fa	pct	off	def	tot	avg	pf	fo	ast	to	blk	stl	pts	avg
2015-16	27-0	232/8.6	21-58	.362	10-30	.333	14-20	.700	2	16	18	0.7	18	0	34	17	0	14	66	2.4
2016-17	35-0	446/12.7	37-90	.411	17-45	.378	7-14	.500	8	27	35	1.0	32	0	68	16	0	16	98	2.8
2017-18	36-33	704/19.6	50-137	.365	30-84	.357	44-57	.772	8	29	37	1.0	43	0	91	24	0	17	174	4.8
2018-19	9-9	212/23.6	21-48	.438	11-24	.458	10-12	.833	0	10	10	1.1	13	0	39	5	0	5	63	7.0
TOTAL	107-42	1594/14.9	129-333	.387	68-183	.372	75-103	.728	18	82	100	0.9	106	0	232	62	0	52	401	3.7



#3 JUSTIN JENIFER

GUARD • 5-10 • 175 • SENIOR • 3L • BALTIMORE, MD. (MILFORD MILL ACADEMY)

GAME-BY-GAME STATISTICS

2018-19 (SENIOR SEASON)


Opponent	Date	gs	min	Total		3-Pointers		Free throws		Rebounds				pf	a	t/o	blk	stl	pts	avg
				fg-fga	pct	3fg-fga	pct	ft-fa	pct	off	def	tot	avg							
OHIO ST.	11/07/18	*	27	2-8	.250	1-4	.250	0-0	.000	0	2	2	2.0	2	5	1	0	1	5	5.0
N.C. CENTRAL	11/13/18	*	22	4-5	.800	2-3	.667	0-0	.000	0	0	0	1.0	1	6	0	0	2	10	7.5
WESTERN MICH.	11/19/18	*	18	0-4	.000	0-2	.000	0-0	.000	0	1	1	1.0	2	5	0	0	0	0	5.0
vs George Mason	11/23/18	*	25	2-6	.333	0-0	.000	0-0	.000	0	1	1	1.0	1	3	0	0	0	4	4.8
vs Ole Miss	11/24/18	*	27	3-6	.500	1-2	.500	0-0	.000	0	1	1	1.0	1	0	1	0	0	7	5.2
ARK-PINE BLUFF	11/27/18	*	16	4-6	.667	3-5	.600	2-2	1.000	0	1	1	1.0	2	2	0	0	1	13	6.5
at UNLV	12/01/18	*	28	2-5	.400	1-2	.500	2-4	.500	0	1	1	1.0	3	6	2	0	1	7	6.6
NORTHERN KY.	12/04/18	*	20	3-3	1.000	2-2	1.000	2-2	1.000	0	3	3	1.3	0	3	0	0	0	10	7.0
XAVIER	12/08/18	*	29	1-5	.200	1-4	.250	4-4	1.000	0	0	1.1	1	9	1	0	0	7	7.0	
Totals			9	212	21-48	.438	11-24	.458	10-12	.833	0	10	10	1.1	13	39	5	0	63	7.0

2016-17 (SOPHOMORE SEASON)

Opponent	Date	gs	min	Total		3-Pointers		Free throws		Rebounds				pf	a	t/o	blk	stl	pts	avg	
				fg-fga	pct	3fg-fga	pct	ft-fa	pct	off	def	tot	avg								
BROWN	11/11/16		27	2-4	.500	1-3	.333	1-1	1.000	2	3	5	5.0	1	2	1	0	1	6	6.0	
ALBANY	11/14/16		19	2-5	.400	1-2	.500	1-2	.500	0	1	1	3.0	2	5	1	0	3	6	6.0	
vs Rhode Island	11/19/16		16	1-2	.500	1-2	.500	0-0	.000	0	0	0	2.0	2	0	0	0	1	3	5.0	
vs Penn State	11/20/16		23	1-4	.250	1-2	.500	0-1	.000	0	1	1	1.8	1	1	1	0	0	3	4.5	
SAMFORD	11/23/16		9	0-3	.000	0-2	.000	0-2	.000	0	0	0	1.4	1	1	1	0	0	0	3.6	
LIPSCOMB	11/26/16		13	2-4	.500	1-1	1.000	0-0	.000	0	2	2	1.5	0	2	0	0	1	5	3.8	
at Iowa State	12-01-16		5	0-1	.000	0-0	.000	0-0	.000	0	0	0	1.3	1	1	0	0	0	0	3.3	
BOWLING GREEN	12/04/16		28	5-8	.625	4-5	.800	0-0	.000	1	2	3	1.5	1	1	1	0	0	14	4.6	
at Butler	12/10/16		9	0-1	.000	0-1	.000	0-0	.000	1	1	2	1.6	1	1	1	0	0	0	4.1	
TEXAS SOUTHERN	12/13/16		22	3-5	.600	1-3	.333	1-2	.500	0	2	2	1.6	1	9	0	0	1	8	4.5	
FAIRLEIGH DICKINSON	12/17/16		23	6-11	.545	1-4	.250	0-0	.000	0	0	1.5	2	5	2	0	0	2	13	5.3	
MARSHALL	12/22/16		13	1-3	.333	0-1	.000	1-2	.500	0	1	1	1.4	0	3	0	0	0	3	5.1	
at Temple	12/28/16		12	1-3	.333	0-1	.000	0-0	.000	0	0	1.3	1	1	0	0	1	2	4.8		
TULANE	01/01/17		20	3-5	.600	1-2	.500	2-2	1.000	1	0	1	1.3	0	4	0	0	0	9	5.1	
at Houston	1/7/17		14	0-2	.000	0-1	.000	0-0	.000	0	1	1	1.3	1	3	1	0	0	0	4.8	
SMU	01/12/17		4	0-1	.000	0-1	.000	0-0	.000	0	1	1	1.3	1	0	0	0	0	0	4.5	
at East Carolina	01/15/17		11	1-2	.500	0-1	.000	0-0	.000	0	0	1.2	1	0	0	0	0	0	2	4.4	
TEMPLE	01/18/17		4	0-1	.000	0-1	.000	0-0	.000	0	0	1.1	0	0	0	0	0	0	0	4.1	
at Tulane	01/21/17		12	0-2	.000	0-2	.000	0-0	.000	0	1	1	1.1	1	2	0	0	0	0	3.9	
XAVIER	01/26/17		3	0-0	.000	0-0	.000	0-0	.000	0	0	1.1	1	0	0	0	0	0	0	3.7	
USF	01/29/17		28	5-7	.714	2-3	.667	0-0	.000	3	2	5	1.2	3	9	1	0	1	12	4.1	
at Tulsa	02/01/17		2	0-0	.000	0-0	.000	0-0	.000	0	0	1.2	1	0	0	0	0	0	0	3.9	
UCONN	02/04/17		15	0-1	.000	0-1	.000	0-0	.000	0	1	1	1.2	2	2	0	0	0	0	3.7	
UCF	02/08/17		15	2-5	.400	2-3	.667	0-0	.000	0	0	1.1	0	2	0	0	0	0	6	3.8	
at SMU	02/12/17		9	0-0	.000	0-0	.000	1-2	.500	0	0	1.1	1	2	0	0	0	0	1	3.7	
at USF	02/15/17		15	0-2	.000	0-0	.000	0-0	.000	0	0	1.0	0	5	0	0	0	2	0	3.6	
TULSA	02/18/17		17	1-1	1.000	0-0	.000	0-0	.000	0	1	1	1.0	1	3	2	0	1	2	3.5	
MEMPHIS	02/23/17		5	0-2	.000	0-1	.000	0-0	.000	0	2	2	1.1	1	0	0	0	0	0	3.4	
at UCF	2/28/17		9	0-0	.000	0-0	.000	0-0	.000	0	2	2	1.1	2	1	1	0	0	0	3.3	
HOUSTON	03/02/17		7	0-1	.000	0-0	.000	0-0	.000	0	0	1.1	0	0	0	0	0	0	0	3.2	
at UConn	3/5/17		20	1-2	.500	1-1	1.000	0-0	.000	0	1	1	1.1	0	1	0	0	1	3	3.2	
vs Tulsa	3/10/17		11	0-2	.000	0-1	.000	0-0	.000	0	2	2	1.1	0	1	0	0	1	0	3.1	
at UConn	3/11/17		2	0-0	.000	0-0	.000	0-0	.000	0	0	1.1	2	0	1	0	0	0	0	3.0	
vs Kansas State	03/17/17		2	0-0	.000	0-0	.000	0-0	.000	0	0	1.0	0	0	0	0	0	0	0	2.9	
vs UCLA	03/19/17		2	0-0	.000	0-0	.000	0-0	.000	0	0	1.0	0	1	0	0	0	0	0	2.8	
Totals			0	446	37-90	.411	17-45	.378	7-14	.500	8	27	35	1.0	32	68	16	0	16	98	2.8

2017-18 (JUNIOR SEASON)

Opponent	Date	gs	min	Total		3-Pointers		Free throws		Rebounds				pf	a	t/o	blk	stl	pts	avg
				fg-fga	pct	3fg-fga	pct	ft-fa	pct	off	def	tot	avg							
SAVANNAH STATE	11/10/17		21	6-12	.500	1-5	.200	2-5	.400	0	0	0	2.0	2	5	1	0	1	15	15.0
WESTERN CAROLINA	11/13/17	*	18	0-3	.000	0-2	.000	2-2	1.000	0	0	0	0.0	2	1	0	0	1	2	8.5
COPPIN STATE	11/16/17		22	4-5	.800	4-5	.800	4-4	1.000	1	1	2	0.7	1	2	0	0	1	16	11.0
vs Buffalo	11/20/17		24	1-6	.167	0-2	.000	0-0	.000	0	2	2	1.0	1	5	0	0	0	2	8.8
vs Richmond	11/21/17	*	15	3-4	.750	3-4	.750	0-0	.000	0	1	1	1.0	3	3	0	0	0	9	8.8
vs Wyoming	11/22/17	*	25	2-4	.500	2-2	1.000	1-2	.500	2	1	3	1.3	1	2	0	0	0	7	8.5
ALABAMA STATE	11/27/17	*	23	2-7	.286	1-4	.250	2-2	1.000	0	0	1	1	1	0	0	0	7	8.3	
at Xavier	12/02/17	*	17	2-5	.400	0-1	.000	0-0	.000	0	0	1.0	1	4	0	0	0	4	7.8	
vs Florida	12/09/17	*	23	0-3	.000	0-2	.000	0-0	.000	0	0	0.9	2	1	1	0	0	0	6.9	
MISSISSIPPI ST.	12/12/17	*	19	1-3	.333	1-1	1.000	0-0	.000	0	0	0.8	1	3	1	0	0	3	6.5	
at UCLA	12/16/17	*	20	1-4	.250	0-2	.000	5-6	.833	0	2	2	0.9	0	1	0	0	1	7	6.5
UA-PINE BLUFF	12/19/17	*	15	1-3	.333	1-2	.500	0-0	.000	0	0	0.8	1	1	2	0	0	3	6.3	
CLEVELAND STATE	12/21/17	*	23	1-4	.250	1-3	.333	0-0	.000	0	1	1	0.8	0	7	2	0	2	3	6.0
MEMPHIS	12/31/17	*	23	3-6	.500	1-3	.333	0-0	.000	0	1	1	0.9	0	4	0	0	2	7	6.1
at Temple	01/04/18	*	35	2-7	.286	1-3	.333	4-6	.667	0	1	1	0.9	1	3	3	0	0	9	6.3
SMU	01/07/18	*	28	1-3	.333	1-3	.333	4-6	.667	0	2	2	0.9	2	4	1	0	0	7	6.3
at USF	1/13/18	*	19	1-2	.500	0-1	.000	4-4	1.000	0										



#5 TREVOR MOORE

GUARD • 6-5 • 195 • SOPHOMORE • 1L • HOUSTON, TEXAS/SOUTH KENT PREP (CONN.)

MOMENTS

- » Tallied a season-best 14 points on 4-of-7 shooting against UCF (2/6/18).
- » Hit a season-best four threes for 12 points against UConn (2/22/18).
- » Scored nine points with a season-best eight rebounds against Richmond (11/21/17).

2018-19 Season (Sophomore): Hit a three-pointer and had three rebounds at UNLV (12/1) ... contributed five points with four assists and three steals in 22 minutes against UAPB (11/27) ... shot a team-best 55.6 percent (5 of 9) from three-point range during Cincinnati's three-game tour of Canada in August 2018.

2017-18 Season (Freshman): Played in 35 games as a reserve, averaging 3.4 points and 1.7 rebounds in 11.9 minutes ... posted a season-high 14 points on 4-of-7 shooting with a pair of threes in 13 minutes against UCF (2/6) ... scored 12 points with a season-best four three-pointers in 19 minutes against UConn (2/22) ... tallied 12 points with three threes in 16 minutes against Memphis (12/31) ... scored 11 points with a pair of steals against Alabama State (11/27) ... produced nine points and grabbed a season-high eight rebounds against Richmond (11/21).

Prior to Cincinnati: Averaged 7.0 points and 3.0 rebounds during the 2016-17 season at South Kent Prep in Connecticut ... ranked as the seventh best prospect in Connecticut for 2017 according to the New England Recruiting Report ... averaged 14.3 points while shooting 37.6 percent (56 of 149) from three-point range and 39.0 percent (67 of 172) from the field during 16 games for the 2016 Houston Defenders, an AAU squad on the Under Armour Association's 17U summer circuit ... made 35 three-pointers during the circuit's April-May schedule, ranking second among all guards ... three-time all-district selection at Phillis Wheatley High School, led the Greater Houston area in three-pointers made as a junior ... advanced to the 2017 NEPSAC Class AAA semifinals and the 2017 National Prep School Championship quarterfinals.

Personal: Born July 3, 1999 in Houston, Texas ... son of Renell and Ray Moore ... has two brothers, D'Ion and KJ and two sisters, Alteria and Kenetra.

SEASON & CAREER STATISTICS

2018-19 SEASON		CAREER	
5 vs. Arkansas-Pine Bluff, 11/27/18	Pts	14 vs. UCF, 2/6/18	
5 vs. Ohio State, 11/7/18	FG Atts	8 vs. UConn, 2/22/18	
2 vs. Arkansas-Pine Bluff, 11/27/18	FG Made	4, 3x (last vs. vs. UConn, 2/22/18)	
3, 2x (last vs. Ark.-Pine Bluff, 11/27/18)	3PT-FG Atts	8 vs. UConn, 2/22/18	
1, 3x (last vs. Xavier, 12/8/18)	3PT-FG Made	4 vs. UConn, 2/22/18	
2 vs. Western Michigan, 11/19/18	FT Atts	5, vs UCF, 2/6/18	
2 vs. Western Michigan, 11/19/18	FT Made	4 vs UCF, 2/6/18	
3 at UNLV, 12/1/18	Rebs	8 vs. Richmond, 11/21/17	
4 vs. Arkansas-Pine Bluff, 11/27/18	Assts	4 vs. Arkansas-Pine Bluff, 11/27/18	
3 vs. Arkansas-Pine Bluff, 11/27/18	Stls	3 vs. Arkansas-Pine Bluff, 11/27/18	
1 vs. Arkansas-Pine Bluff, 11/27/18	Blks	1, 3x (last vs. Ark.-Pine Bluff, 11/27/18)	
23 vs. Arkansas-Pine Bluff, 11/27/18	Mins	26 at Memphis, 1/27/18	

MISCELLANEOUS STATISTICS

CATEGORY	2017-18	2018-19	CAREER
Double-Figure Scoring Games	4	0	4
Double-Figure Rebounding Games	0	0	0
Double-Double Games	0	0	0
20-Point Scoring Games	0	0	0
Games Led UC in Scoring	1	0	1
Games Led UC in Rebounding	1	0	1
Games Led UC in Assists	0	0	0
Games With 3+ Assists	a1	1	2
Games With 3+ Blocks	0	0	0
Games With 3+ Steals	0	1	1
Games With 3+ Three-Pointers	3	0	3

GAME-BY-GAME STATISTICS

2018-19 (SOPHOMORE SEASON)

Opponent	Date	gs	min	Total		3-Pointers		Free throws		Rebounds				pf	a	tlo	blk	stl	pts	avg
				fg-fga	pct	3fg-fga	pct	ft-fa	pct	off	def	tot	avg							
OHIO ST.	11/07/18	18	1-5	200	0-3	0.00	0-0	0.00	0	2	2	2.0	1	0	0	0	1	2	2.0	
N.C. CENTRAL	11/13/18	16	1-3	333	0-1	0.00	1-1	1.000	0	0	0	1.0	2	1	0	0	0	3	2.5	
MILWAUKEE	11/16/18	10	0-1	0.00	0-1	0.00	0-0	0.00	0	0	0	0.7	0	1	0	0	0	0	1.7	
WESTERN MICH.	11/19/18	10	0-0	0.00	0-0	0.00	2-2	1.000	1	1	2	1.0	0	1	0	0	0	2	1.8	
vs George Mason	11/23/18	5	0-0	0.00	0-0	0.00	0-0	0.00	0	1	1	1.0	0	0	3	0	2	0	1.4	
ARK.-PINE BLUFF	11/27/18	22	2-4	500	1-3	333	0-0	0.00	0	2	2	1.2	3	4	0	1	3	5	2.0	
at UNLV	12/01/18	7	1-2	500	1-2	500	0-0	0.00	1	2	3	1.4	0	1	0	0	0	3	2.1	
NORTHERN KY.	12/04/18	12	0-1	0.00	0-1	0.00	0-0	0.00	0	2	2	1.5	1	1	0	0	0	0	1.9	
XAVIER	12/08/18	7	1-1	1.000	1-1	1.000	0-0	0.00	0	1	1	1.4	1	0	0	0	1	3	2.0	
Totals		0	107	6-17	.353	3-12	.250	3-3	1.000	2	11	13	1.4	8	9	4	1	7	18	2.0

2017-18 (FRESHMAN SEASON)

Opponent	Date	gs	min	Total		3-Pointers		Free throws		Rebounds				pf	a	tlo	blk	stl	pts	avg
				fg-fga	pct	3fg-fga	pct	ft-fa	pct	off	def	tot	avg							
SAVANNAH STATE	11/10/17	14	3-5	600	2-4	500	0-0	0.00	1	1	2	2.0	1	0	1	0	0	8	8.0	
WESTERN CAROLINA	11/13/17	13	1-3	333	1-3	333	2-2	1.000	0	3	3	2.5	1	0	0	1	5	6.5		
COPPIN STATE	11/16/17	14	1-3	333	1-3	333	2-4	500	1	1	2	3	1	0	1	0	2	5	6.0	
vs Buffalo	11/20/17	9	1-1	1.000	1-1	1.000	0-0	0.00	0	1	1	2.0	2	0	0	0	0	3	5.3	
vs Richmond	11/21/17	24	3-6	500	3-6	500	0-0	0.00	1	7	8	3.2	2	3	1	0	1	9	6.0	
vs Wyoming	11/22/17	15	1-3	333	1-2	500	0-0	0.00	0	3	3	3.2	1	0	0	0	0	3	5.5	
ALABAMA STATE	11/27/17	15	3-7	429	2-6	333	3-4	.750	0	3	3	3.1	3	0	1	0	2	11	6.3	
at Xavier	12/02/17	9	0-3	0.00	0-3	0.00	0-0	0.00	0	2	2	3.0	2	0	0	0	1	0	5.5	
MISSISSIPPI ST.	12/12/17	3	0-1	0.00	0-1	0.00	0-0	0.00	0	0	0	2.7	1	0	0	0	0	0	4.9	
at UCLA	12/16/17	0	0-0	0.00	0-0	0.00	0-0	0.00	0	0	0	2.4	0	0	0	0	0	0	4.4	
UA-PINE BLUFF	12/19/17	22	2-5	400	1-3	333	1-2	.500	1	3	4	2.5	1	2	1	0	2	6	4.5	
CLEVELAND STATE	12/21/17	9	1-3	333	1-3	333	0-0	0.00	0	0	0	2.3	0	1	0	0	0	3	4.4	
MEMPHIS	12/31/17	16	4-7	571	3-6	500	1-2	.500	2	0	2	2.3	2	1	0	0	1	12	5.0	
at Temple	01/04/18	11	0-1	0.00	0-1	0.00	0-0	0.00	2	1	3	2.4	1	0	1	0	2	0	4.6	
SMU	01/07/18	6	0-2	0.00	0-1	0.00	1-2	.500	1	0	1	2.3	1	0	1	0	0	1	4.4	
at USF	1/13/18	16	0-2	0.00	0-0	0.00	1-2	.500	0	1	1	2.2	1	0	0	0	1	4.2		
at UCF	1/16/18	14	1-3	333	0-1	0.00	1-2	.500	0	3	3	2.2	2	0	0	0	1	3	4.1	
ECU	01/20/18	10	0-2	0.00	0-1	0.00	2-2	1.000	0	0	0	2.1	0	0	0	0	1	2	4.0	
TEMPLE	01/24/18	13	2-6	333	1-4	250	0-1	.000	0	2	2	2.1	2	1	1	0	0	5	4.1	
at Memphis	1/27/18	26	2-4	500	2-4	500	2-2	1.000	0	3	3	2.2	2	1	0	0	0	8	4.3	
HOUSTON	01/31/18	7	0-2	0.00	0-1	0.00	1-2	.500	1	0	1	2.1	1	0	0	0	0	1	4.1	
at UCONN	2/3/18	10	0-1	0.00	0-1	0.00	0-0	0.00	0	0	0	2.0	0	0	0	0	1	0	3.9	
UCF	02/06/18	13	4-7	571	2-4	500	4-5	.800	0	1	1	2.0	0	0	1	0	0	14	4.3	
at SMU	02/11/18	15	0-4	0.00	0-4	0.00	0-0	0.00	0	1	1	1.9	1	0	2	1	0	0	4.2	
at Houston	2/15/18	10	0-1	0.00	0-1	0.00	0-0	0.00	0	1	1	1.9	0	0	0	0	0	0	4.0	
WICHITA STATE	02/18/18	6	0-2	0.00	0-1	0.00	0-0	0.00	1	0	1	1.8	0	0	0	0	0	0	3.8	
UCONN	02/22/18	19	4-8	500	4-8	500	0-0	0.00	1	2	3	1.9	1	2	0	0	1	12	4.1	
TULSA	02/25/18	14	1-3	333	0-2	0.00	0-0	0.00	1	0	1	1.9	0	0	2	0	0	2	4.1	
at Tulane	03/01/18	16	0-1	0.00	0-1	0.00	2-2	1.000	0	1	1	1.8	3	0	1	1	1	2	4.0	
at Wichita State	03/04/18	2	0-0	0.00	0-0	0.00	0-0	0.00	0	0	1	1.8	0	0	0	0	0	0	3.9	
vs SMU	03/09/18	6	0-1	0.00	0-0	0.00	0-0	0.00	1	2	3	1.8	1	1	0	0	0	0	3.7	
vs Memphis	3-10-18	7	0-0	0.00	0-0	0.00	0-0	0.00	0	0	0	1.8	1	0	0	0	0	0	3.6	
vs Houston	3-11-18	7	0-2	0.00	0-1	0.00	0-0	0.00	0	0	0	1.7	2	0	0	0	0	0	3.5	
vs Georgia State	03/16/18	11	0-4	0.00	0-3	0.00	0-0	0.00	0	3	3	1.8	3	1	1	0	0	0	3.4	
vs Nevada	03/18/18	16	1-2	500	1-2	500	0-0	0.00	0	1	1	1.7	1	0	0	0	0	3	3.4	
Totals		0	418	35-105	.333	26-82	.317	23-34	.676	14	47	61	1.7	40	14	15	2	18	119	3.4

CAREER STATISTICS

Season	gp-gs	min/avg	Total		3-Point		F-Throws			Rebounds				Scoring						
			fg-fga	pct	fg-fga	pct	ft-fa	pct	off	def	tot	avg	pf	fo	ast	to	blk	stl	pts	avg
2017-18	35-0	418/11.9	35-105	.333	26-82	.317	23-34	.676	14	47	61	1.7	40	0	14	15	2	18	119	3.4
2018-19	9-0	107/11.9	6-17	.353	3-12	.250	3-3	1.000	2	11	13	1.4	8	0	9	4	1	7	18	2.0
TOTAL	44-0	525/11.9	41-122	.336	29-94	.309	26-37	.703	16	58	74	1.7	48	0	23	19	3	25	137	3.1



#10 RASHAWN FREDERICKS

GUARD/FORWARD • 6-5 • 200 • JUNIOR • TR • ST. CROIX, VIRGIN ISLANDS (MOTLOW STATE CC)

2018-19 Season (Junior): Posted 10 points, three rebounds and two blocks in 23 minutes against UAPB (11/27) ... scored a season-high 11 points on 5-of-6 shooting in 11 minutes against George Mason (11/23) ... had four points and grabbed four rebounds in nine minutes against Western Michigan (11/19) ... shot a team-best 60.0 percent (9 of 15) from the field while averaging a team-high 19.3 minutes during Cincinnati's three-game tour of Canada in August 2018.

Prior to Cincinnati: Played the last two seasons at Motlow State Community College in Tennessee, averaging double-doubles in points and rebounds each season while helping lead the Bucks to a combined 53-14 record, back-to-back state championships and a final eight appearance at the 2016-17 NJCAA national tournament ... 2017-18 NJCAA First Team All-America and the TCCAA Regular-Season Player of the Year ... 2016-17 TCCAA/Region VII Freshman of the Year ... averaged 17.7 points and 10.3 rebounds while shooting 46.7 percent from the field in 2017-18 ... ranked 12th nationally with 117 offensive rebounds and 18th in rebounding average ... scored 36 points on 14-of-26 shooting from the floor with nine rebounds in an NJCAA Tournament second-round loss to No. 3 Vincennes ... averaged 13.1 points and 10.0 rebounds while shooting 52.7 percent from the field and 41.1 percent from beyond the arc in 2016-17 ... played for the Virgin Islands senior men's national team in the 2017 FIBA AmericCup Tournament and the Under-17 national team in the FIBA 2013 Centrobasket U-17 Championships ... attended Chamberlain High School in Tampa, Fla.

Personal: Born Nov. 12, 1996 in St. Croix, Virgin Islands ... son of Dedra Rivera ... has three sisters: Ariffa, Rashawna and Rashiema and two brothers: Rashiem and Rasiem ... right-handed.

SEASON & CAREER STATISTICS

2018-19		CAREER
11 vs. George Mason, 11/23/18	Pts	11 vs. George Mason, 11/23/18
8 vs. Arkansas-Pine Bluff, 11/27/18	FG Atts	8 vs. Arkansas-Pine Bluff, 11/27/18
5 vs. George Mason, 11/23/18	FG Made	5 vs. George Mason, 11/23/18
3 vs. Milwaukee, 11/16/18	3PT-FG Atts	3 vs. Milwaukee, 11/16/18
2 vs. Arkansas-Pine Bluff, 11/27/18	3PT-FG Made	2 vs. Arkansas-Pine Bluff, 11/27/18
2, 4x (last at UNLV, 12/1/18)	FT Atts	2, 4x (last at UNLV, 12/1/18)
2 at UNLV, 12/1/18	FT Made	2 at UNLV, 12/1/18
4 vs. Western Michigan, 11/19/18	Rebs	4 vs. Western Michigan, 11/19/18
1, 4x (last at UNLV, 12/1/18)	Assts	1, 4x (last at UNLV, 12/1/18)
1 vs. Arkansas-Pine Bluff, 11/27/18	Stls	1 vs. Arkansas-Pine Bluff, 11/27/18
2 vs. Arkansas-Pine Bluff, 11/27/18	Blks	2 vs. Arkansas-Pine Bluff, 11/27/18
23 vs. Arkansas-Pine Bluff, 11/27/18	Mins	23 vs. Arkansas-Pine Bluff, 11/27/18

MISCELLANEOUS STATISTICS

CATEGORY	2018-19	CAREER
Double-Figure Scoring Games	2	2
Double-Figure Rebounding Games	0	0
Double-Double Games	0	0
20-Point Scoring Games	0	0
Games Led UC in Scoring	0	0
Games Led UC in Rebounding	0	0
Games Led UC in Assists	0	0
Games With 3+ Assists	0	0
Games With 3+ Blocks	0	0
Games With 3+ Steals	0	0
Games With 3+ Three-Pointers	0	0

GAME-BY-GAME STATISTICS

2018-19 (JUNIOR SEASON)

Opponent	Date	gs	min	Total		3-Pointers		Free throws		Rebounds			pf	a	t/o	blk	stl	pts	avg	
				fg-fga	pct	3fg-fga	pct	ft-fa	pct	off	def	tot								avg
OHIO ST.	11/07/18	14	0-2	.000	0-2	.000	1-2	.500	1	1	2	2.0	1	0	0	0	1	1.0		
N.C. CENTRAL	11/13/18	11	1-1	1.000	0-0	.000	1-2	.500	0	0	1.0	1	1	0	0	0	3	2.0		
MILWAUKEE	11/16/18	8	0-4	.000	0-3	.000	0-0	.000	1	1	2	1.3	0	1	0	0	0	1.3		
WESTERN MICH.	11/19/18	9	2-5	.400	0-2	.000	0-0	.000	2	2	4	2.0	1	0	0	0	4	2.0		
vs George Mason	11/23/18	11	5-6	.833	1-2	.500	0-0	.000	0	0	1.6	1	0	0	0	0	11	3.8		
vs Ole Miss	11/24/18	15	1-1	1.000	0-0	.000	1-2	.500	0	2	1.7	1	1	2	0	0	3	3.7		
ARK.-PINE BLUFF	11/27/18	23	4-8	.500	2-2	1.000	0-0	.000	1	2	3	1.9	2	1	3	2	1	4.6		
at UNLV	12/01/18	9	0-1	.000	0-0	.000	2-2	1.000	1	0	1	1.8	0	1	1	0	0	2.4		
NORTHERN KY.	12/04/18	12	1-2	.500	0-1	.000	0-0	.000	1	1	2	1.8	1	0	2	0	1	2.4		
XAVIER	12/08/18	6	0-2	.000	0-0	.000	0-0	.000	0	0	0	1.6	1	0	0	0	0	3.6		
Totals		0	118	14-32	.438	3-12	.250	5-8	.625	7	9	16	1.6	9	5	9	3	2	36	3.6

CAREER STATISTICS

Season	gp-gs	min/avg	Total		3-Point		F-Throws		Rebounds				Scoring							
			fg-fga	pct	fg-fga	pct	ft-fa	pct	off	def	tot	avg	pf	fo	ast	to	blk	stl	pts	avg
2018-19	10-0	118/11.8	14-32	.438	3-12	.250	5-8	.625	7	9	16	1.6	9	0	5	9	3	2	36	3.6
TOTAL	10-0	118/11.8	14-32	.438	3-12	.250	5-8	.625	7	9	16	1.6	9	0	5	9	3	2	36	3.6



#11 LAQUILL HARDNETT

FORWARD • 6-8 • 210 • FRESHMAN • HS • PHILADELPHIA, PA. (PERRY HALL HS)

Prior to Cincinnati: Averaged 17 points, 10 rebounds and four assists with 13 double-doubles as a senior at Perry Hall High School, helping the Gators to a 21-6 mark and their second consecutive Maryland Class 4A state championship ... scored 31 points and grabbed 12 rebounds in the state title game, helping the Gators rally for the win tallying 12 points in the fourth quarter ... shot 58.6 percent from the field and averaged 19 points, 12 rebounds, four assists and two blocks during the state tournament ... averaged 12.9 points, 10.2 rebounds and four assists with 15 double-doubles as a junior, helping the Gators to a 26-2 mark and their first state championship in 2016-17 ... finished as the 2016-17 state tournament's leading rebounder, averaging 16.5 boards per game while also scoring 12.5 points and 2.5 blocks ... a two-time Baltimore Sun All-Metro First Team selection and two-time All-Xfinity All-Tournament team honoree, Hardnett scored 1,087 career points as a three-year starter at Perry Hall.

Personal: Born Sept. 26, 1999 in Philadelphia, Pa. ... son of Anita and Darryl Hardnett ... right-handed.

SEASON & CAREER STATISTICS

2018-19		CAREER
0	Pts	0
0	FG Atts	0
0	FG Made	0
0	3PT-FG Atts	0
0	3PT-FG Made	0
0	FT Atts	0
0	FT Made	0
0	Rebs	0
0	Assts	0
0	Stls	0
0	Blks	0
0	Mins	0

MISCELLANEOUS STATISTICS

CATEGORY	2018-19	CAREER
Double-Figure Scoring Games	0	0
Double-Figure Rebounding Games	0	0
Double-Double Games	0	0
20-Point Scoring Games	0	0
Games Led UC in Scoring	0	0
Games Led UC in Rebounding	0	0
Games Led UC in Assists	0	0
Games With 3+ Assists	0	0
Games With 3+ Blocks	0	0
Games With 3+ Steals	0	0
Games With 3+ Three-Pointers	0	0

GAME-BY-GAME STATISTICS

2018-19 (FRESHMAN SEASON)

CAREER STATISTICS



#13 TREVON SCOTT

FORWARD • 6-8 • 225 • R-JUNIOR • 2L • TOWNSEND, GA./McINTOSH COUNTY ACADEMY

MOMENTS

- » Posted a career-high 22 points and matched a career-best with 10 rebounds, making 12 of 13 free throws vs. Northern Kentucky (12/4/18).
- » Recorded his first career double-double with 15 points and 10 rebounds against Milwaukee (11/16/18).

2018-19 Season (R-Junior): Notched 10 points on 5-of-11 shooting with 10 rebounds in 34 minutes against Xavier (12/8) ... achieved a career-high 22 points and matched a career-high with 10 rebounds while making 12 of 13 free throws vs. Northern Kentucky (12/4) ... accounted for 11 points with seven rebounds against UAPB (11/27) ... posted nine points with nine rebounds and a pair of blocks against Ole Miss (11/24) ... tallied 14 points on 7-of-9 shooting with eight rebounds against George Mason (11/23) ... registered his first career double-double with a career-high 15 points and 10 rebounds against Milwaukee (11/16/18) ... scored 12 points on 6-of-6 shooting from the field against North Carolina Central (11/13) ... posted eight points with six rebounds against Ohio State (11/7) ... grabbed a game-high 10 rebounds during the exhibition game against Tusculum (11/1) ... averaged 8.0 points and 5.0 rebounds while shooting 55.0 percent (11 of 20) from the floor during Cincinnati's three-game tour of Canada in August 2018.

2017-18 Season (R-Sophomore): Played in all 36 games as a reserve, averaging 3.1 points, 3.6 rebounds, and 0.9 assists in 12.5 minutes ... shot 55.4 percent (41 of 74) from the field ... scored a season-high 10 points on 3-of-7 shooting with six rebounds in 17 minutes at Tulane (3/1) ... posted nine points on 4-of-5 shooting with a season-high nine rebounds in 19 minutes against UConn (2/22) ... grabbed at least one rebound in 30 of 36 games ... named to the Bearcats Academic Honor Roll and Dean's List during the fall 2017 semester ... earned Legion of Excellence Award for team's highest grade-point average ... received 2018 Academic All-AAC honors.

2016-17 Season (R-Freshman): Played in 35 games as a reserve, averaging 3.1 points and 2.5 rebounds in 10.2 minutes ... shot 50 percent (45 of 90) from the field on the season ... scored a season-high 11 points on 5-of-10 shooting with seven rebounds and three assists in 18 minutes against Texas Southern (12/13) ... recorded 10 points on 5-of-5 shooting against Fairleigh Dickinson (12/17) ... registered 10 points on 5-of-6 shooting against Penn State (11/20) ... tallied nine points and nine rebounds with a season-best five assists and five blocks in a season-high 29 minutes against Lipscomb (11/26) ... recorded nine points, seven rebounds and a season-high five steals against USF (1/29) ... grabbed at least one rebound in 28 of 35 games played.

2015-16 Season (Redshirt): Did not see action.

Prior to Cincinnati: Named the Georgia Region 2A Player of the Year as a junior and senior ... tabbed first team all-region as a freshman and sophomore ... set the school scoring mark with 1,824 points while averaging 13.3 rebounds during his career at McIntosh County Academy in Darien, Georgia (population 1,880) ... averaged 21.6 points, 14.1 rebounds, 6.5 assists and 3.5 blocks as a senior ... posted 22.3 points, 13.7 rebounds, 6.7 assists and 3.7 blocks as a junior ... tabbed a three-star prospect by ESPN, Rivals.com and Scout.com and 247 Sports.

Personal: Born Nov. 25, 1996 in Brunswick, Georgia ... son of Anita and Eddie Scott ... has two sisters, Jada and Jady, who signed NLI's to play for Cincinnati beginning in 2019-2020... right-handed ... first named pronounced "TREY-vaughn."

SEASON & CAREER STATISTICS

2018-19 SEASON		CAREER
22 vs. NKU, 12/4/18	Pts	22 vs. NKU, 12/4/18
13 vs. Milwaukee, 11/16/18	FG Atts	13 vs. Milwaukee, 11/16/18
7 vs. George Mason, 11/23/18	FG Made	7 vs. George Mason, 11/23/18
3, 2x (last vs. Milwaukee, 11/16/18)	3PT-FG Atts	3, 2x (last vs. Milwaukee, 11/16/18)
1, 2x (last vs. Milwaukee, 11/16/18)	3PT-FG Made	1, 3x (last vs. Milwaukee, 11/16/18)
13 vs. NKU, 12/4/18	FT Atts	13 vs. NKU, 12/4/18
12 vs. NKU, 12/4/18	FT Made	12 vs. NKU, 12/4/18
10, 3x (last vs. Xavier, 12/8/18)	Rebs	10, 4x (last vs. Xavier, 12/8/18)
3 vs. NKU, 12/4/18	Assts	6 vs. Western Carolina, 11/13/17
2 vs. Milwaukee, 11/16/18	Stls	5 vs. USF, 1/29/17
2, 2x (last vs. Ole Miss, 11/24/18)	Blks	5 vs. Lipscomb, 11/26/16
38 vs. Milwaukee, 11/16/18	Mins	38 vs. Milwaukee, 11/16/18

MISCELLANEOUS STATISTICS

CATEGORY	2016-17	2017-18	2018-19	CAREER
Double-Figure Scoring Games	3	1	6	10
Double-Figure Rebounding Games	1	0	3	4
Double-Double Games	0	0	3	3
20-Point Scoring Games	0	0	1	1
Games Led UC in Scoring	0	0	1	1
Games Led UC in Rebounding	2	5	7	14
Games Led UC in Assists	1	2	0	3
Games With 3+ Assists	2	6	1	9
Games With 3+ Blocks	1	0	0	1
Games With 3+ Steals	1	0	0	1
Games With 3+ Three-Pointers	0	0	0	0

CAREER STATISTICS

Season	gp-gs	min/avg	Total		3-Point		F-Throws		Rebounds				Scoring							
			fg-fga	pct	fg-fga	pct	ft-fga	pct	off	def	tot	avg	pf	fo	ast	to	blk	stl	pts	avg
2016-17	35-0	356/10.2	45-90	.500	1-3	.333	16-32	.500	24	64	88	2.5	25	0	20	16	15	17	107	3.1
2017-18	36-0	449/12.5	41-74	.554	0-1	.000	28-47	.596	50	78	128	3.6	38	0	32	22	7	15	110	3.1
2018-19	10-10	305/30.5	42-78	.538	2-6	.333	23-32	.719	17	51	68	6.8	21	1	13	14	8	8	109	10.9
TOTAL	81-10	1110/13.7	128-242	.529	3-10	.300	67-111	.604	91	193	284	3.5	84	1	65	52	30	40	326	4.0



#13 TREVON SCOTT

FORWARD • 6-8 • 225 • R-JUNIOR • 2L • TOWNSEND, GA./McINTOSH COUNTY ACADEMY

GAME-BY-GAME STATISTICS

2018-19 (R-JUNIOR SEASON)


Opponent	Date	gs	min	Total		3-Pointers		Free throws		Rebounds				pf	a	t/o	blk	stl	pts	avg	
				fg-fga	pct	3fg-fga	pct	ft-fa	pct	off	def	tot	avg								
OHIO ST.	11/07/18	*	29	2-5	.400	1-3	.333	3-4	.750	2	4	6	6.0	2	2	2	2	0	8	8.0	
N.C. CENTRAL	11/13/18	*	29	6-6	1.000	0-0	.000	0-0	.000	1	2	3	4.5	0	2	1	1	1	12	10.0	
MILWAUKEE	11/16/18	*	38	6-13	.462	1-3	.333	2-4	.500	2	8	10	6.3	1	2	1	0	2	15	11.7	
WESTERN MICH.	11/19/18	*	30	2-7	.286	0-0	.000	0-0	.000	1	2	3	5.5	3	2	0	0	1	4	9.8	
vs George Mason	11/23/18	*	37	7-9	.778	0-0	.000	0-1	.000	2	6	8	6.0	2	1	1	0	14	10.6		
vs Ole Miss	11/23/18	*	33	3-6	.500	0-0	.000	3-6	.500	2	7	9	6.5	3	0	1	2	1	9	10.3	
ARK-PINE BLUFF	11/23/18	*	16	4-7	.571	0-0	.000	3-4	.750	2	5	7	6.6	3	1	4	0	1	11	10.4	
at UNLV	12/01/18	*	31	2-6	.333	0-0	.000	0-0	.000	0	2	2	6.0	5	0	3	0	1	4	9.6	
NORTHERN KY.	12/04/18	*	28	5-8	.625	0-0	.000	12-13	.923	3	7	10	6.4	0	3	1	1	0	22	11.0	
XAVIER	12/08/18	*	34	5-11	.455	0-0	.000	0-0	.000	2	8	10	6.8	2	0	0	1	1	10	10.9	
Totals			10	305	42-78	.538	2-6	.333	23-32	.719	17	51	68	6.8	21	13	14	8	8	109	10.9

2016-17 (R-FRESHMAN SEASON)

Opponent	Date	gs	min	Total		3-Pointers		Free throws		Rebounds				pf	a	t/o	blk	stl	pts	avg	
				fg-fga	pct	3fg-fga	pct	ft-fa	pct	off	def	tot	avg								
BROWN	11/11/16		9	2-3	.667	0-0	.000	2-3	.667	0	2	2	2.0	1	0	0	1	0	6	6.0	
ALBANY	11/14/16		7	2-3	.667	0-0	.000	0-0	.000	2	1	3	2.5	0	0	0	1	0	4	5.0	
vs Rhode Island	11/19/16		0	0-0	.000	0-0	.000	0-0	.000	0	0	0	1.7	0	0	0	0	0	0	3.3	
vs Penn State	11/20/16		18	5-6	.833	0-0	.000	0-0	.000	2	1	3	2.0	1	1	0	1	0	10	5.0	
SAMFORD	11/23/16		7	0-2	.000	0-0	.000	0-0	.000	0	2	2	2.0	0	0	0	0	0	0	4.0	
LIPSCOMB	11/26/16		29	3-6	.500	0-0	.000	3-5	.600	4	5	9	3.2	2	5	2	5	0	9	4.8	
at Iowa State	12/01/16		12	0-1	.000	0-0	.000	0-0	.000	2	1	3	3.1	0	1	1	0	0	0	4.1	
BOWLING GREEN	12/04/16		14	1-4	.250	0-0	.000	0-0	.000	0	4	4	3.3	1	1	0	0	2	3.9		
at Butler	12/04/16		11	0-1	.000	0-0	.000	0-0	.000	0	3	3	3.2	0	0	0	0	0	0	3.4	
TEXAS SOUTHERN	12/13/16		18	5-10	.500	0-1	.000	1-2	.500	1	6	7	3.6	1	3	0	1	1	11	4.2	
FAIRLEIGH DICKINSON	12/17/16		15	5-5	1.000	0-0	.000	0-4	.000	1	2	3	3.5	1	2	0	1	0	10	4.7	
MARSHALL	12/22/16		26	3-6	.500	0-0	.000	2-5	.400	1	4	5	3.7	2	1	3	1	1	8	5.0	
at Temple	12/28/16		21	2-3	.667	0-0	.000	1-1	1.000	1	5	6	3.8	0	0	2	1	2	5	5.0	
TULANE	01/01/17		20	2-5	.400	0-1	.000	2-2	1.000	2	8	10	4.3	1	1	1	0	0	6	5.1	
at Houston	1/7/17		6	0-0	.000	0-0	.000	0-0	.000	0	0	0	4.0	2	0	0	1	0	0	4.7	
SMU	01/12/17		15	2-4	.500	0-0	.000	0-0	.000	0	2	2	3.9	0	0	0	1	0	4	4.7	
at East Carolina	01/15/17		8	0-2	.000	0-0	.000	0-0	.000	0	3	3	3.8	0	1	2	0	0	0	4.4	
TEMPLE	01/18/17		5	1-1	1.000	0-0	.000	0-0	.000	1	0	1	3.7	1	0	1	0	0	2	4.3	
at Tulane	01/21/17		10	3-5	.600	0-0	.000	1-2	.500	1	2	3	3.6	0	0	1	0	0	7	4.4	
XAVIER	01/26/17		4	0-2	.000	0-0	.000	0-0	.000	1	0	1	3.5	1	0	0	0	0	0	4.2	
USF	01/29/17		17	4-8	.500	1-1	1.000	0-2	.000	2	5	7	3.7	2	1	0	0	5	9	4.4	
at Tulsa	02/01/17		6	0-0	.000	0-0	.000	0-0	.000	0	0	0	3.5	0	0	0	0	1	0	4.2	
UCONN	02/04/17		10	0-0	.000	0-0	.000	2-4	.500	1	1	2	3.4	0	2	0	0	0	2	4.1	
UCF	02/08/17		6	1-2	.500	0-0	.000	0-0	.000	1	0	1	3.3	3	0	0	0	0	2	4.0	
at SMU	02/12/17		4	0-0	.000	0-0	.000	0-0	.000	0	0	0	3.2	0	0	0	0	0	0	3.9	
at USF	02/15/17		7	0-0	.000	0-0	.000	0-0	.000	0	1	1	3.1	1	0	1	1	0	3.7		
TULSA	02/18/17		10	0-0	.000	0-0	.000	0-0	.000	0	1	1	3.0	0	0	1	0	2	0	3.6	
MEMPHIS	02/23/17		8	2-2	1.000	0-0	.000	2-2	1.000	0	1	1	3.0	0	0	0	0	1	6	3.7	
at UCF	2/26/17		2	0-1	.000	0-0	.000	0-0	.000	0	0	0	2.9	2	0	1	0	0	0	3.6	
HOUSTON	03/02/17		8	1-3	.333	0-0	.000	0-0	.000	0	1	1	2.8	1	0	0	0	0	2	3.5	
at UConn	3/5/17		5	0-3	.000	0-0	.000	0-0	.000	0	1	1	2.7	0	0	0	0	0	0	3.4	
vs Tulsa	3/10/17		11	1-2	.500	0-0	.000	0-0	.000	1	1	2	2.7	2	0	0	0	0	2	3.3	
at UConn	3/11/17		3	0-0	.000	0-0	.000	0-0	.000	0	0	0	2.6	0	0	0	0	0	0	3.2	
vs SMU	3/12/17		1	0-0	.000	0-0	.000	0-0	.000	0	0	0	2.6	0	0	0	0	0	0	3.1	
vs UCLA	03/19/17		3	0-0	.000	0-0	.000	0-0	.000	0	1	1	2.5	0	0	0	0	0	0	3.1	
Totals			0	356	45-90	.500	1-3	.333	16-32	.500	24	64	88	2.5	25	20	16	15	17	107	3.1

2017-18 (R-SOPHOMORE SEASON)

Opponent	Date	gs	min	Total		3-Pointers		Free throws		Rebounds				pf	a	t/o	blk	stl	pts	avg	
				fg-fga	pct	3fg-fga	pct	ft-fa	pct	off	def	tot	avg								
SAVANNAH STATE	11/10/17		12	1-2	.500	0-0	.000	2-2	1.000	1	2	3	3.0	2	3	1	0	1	4	4.0	
WESTERN CAROLINA	11/13/17		18	2-2	1.000	0-0	.000	2-3	.667	1	5	6	4.5	3	6	3	1	2	6	5.0	
COPPINS STATE	11/16/17		12	2-2	1.000	0-0	.000	2-2	1.000	2	3	5	4.7	0	3	0	0	1	6	5.3	
vs Buffalo	11/20/17		6	0-0	.000	0-0	.000	0-0	.000	0	0	0	3.5	1	0	2	0	1	0	4.0	
vs Richmond	11/21/17		20	1-1	1.000	0-0	.000	2-4	.500	0	3	3	3.4	2	0	1	0	1	4	4.0	
vs Wyoming	11/22/17		12	1-2	.500	0-0	.000	0-0	.000	0	4	4	3.5	0	0	1	0	0	2	3.7	
ALABAMA STATE	11/27/17		15	2-3	.667	0-0	.000	1-2	.500	3	4	7	4.0	0	1	1	0	0	5	3.9	
at Xavier	12/02/17		18	2-2	1.000	0-0	.000	0-0	.000	4	3	7	4.4	3	1	1	1	1	4	3.9	
vs Florida	12/09/17		19	0-1	.000	0-0	.000	0-0	.000	1	1	2	4.1	1	0	1	0	0	0	3.4	
MISSISSIPPI ST.	12/12/17		6	0-0	.000	0-0	.000	0-0	.000	0	0	0	3.7	1	1	0	0	0	0	3.1	
at UCLA	12/16/17		5	0-0	.000	0-0	.000	0-0	.000	1	0	1	3.5	1	0	0	0	0	0	2.8	
UA-PINE BLUFF	12/19/17		14	1-3	.333	0-0	.000	4-6	.667	4	1	5	3.6	0	3	0	0	2	6	3.1	
CLEVELAND STATE	12/21/17		10	1-1	1.000	0-0	.000	0-0	.000	0	0	0	3.3	0	0	0	0	1	0	2	3.0
MEMPHIS	12/31/17		13	0-0	.000	0-0	.000	1-2	.500	2	1	3	3.3	0	3	0	0	1	1	2.9	
at Temple	01/04/18		4	0-0	.000	0-0	.000	2-2	1.000	1	1	2	3.2	0	0	4	0	0	2	2.8	
SMU	01/07/18		17																		



#15 CANE BROOME

GUARD • 6-0 • 165 • SENIOR • 1L • EAST HARTFORD, CONN. (SACRED HEART)

CONFERENCE AWARDS

- » Player of the Year Northeastern Conference (2015-16)
- » First Team (2015-16)
- » All-Rookie Team (2014-15)
- » Player of the Week (NEC: 4x: 2/22/16, 1/5/16, 11/16/15, 12/8/14)
- » Rookie of the Week (NEC: 5x: 3/2/15, 2/23/15, 1/26/15, 12/22/14, 12/8/14)

OTHER HONORS

- » Named to 2018 Emerald Coast Classic All-Tournament Team
- » AP Honorable Mention All-American (2015-16)
- » USBWA All-District I First Team (2015-16)
- » All-ECAC First Team
- » NABC All-District 18 First Team (2015-16)
- » All-MET Basketball Writers' Association First Team (2015-16)

MOMENTS

- » Recorded his first 20-point game as a Bearcat, scoring a game-high 21 points against George Mason (11/23).
- » Posted a career-high 39 points on 10-of-21 shooting at Fairleigh Dickinson (2/20/16).
- » Registered his first career double-double with 27 points and 10 rebounds at Bryant (2/18/16).

2018-19 Season (Senior): Tallied 14 points on 7-of-12 shooting at UNLV (12/1) ... named to Emerald Coast Classic All-Tournament team after averaging 15.0 points and shooting 50 percent (10 of 20) from the floor during two games in Florida ... posted a game-high 21 points on 7-of-13 shooting against George Mason (11/23), marking his first 20-point game as a Bearcat ... tallied 14 points with five rebounds and three assists against Western Michigan (11/19) ... scored a game-high 17 points on 8-of-12 shooting with four assists and three steals in 36 minutes against Milwaukee (11/16) ... netted a game-high 15 points in 20 minutes during the exhibition game against Tusculum (11/1) ... ranked second on the team, averaging 11.7 points during Cincinnati's three-game tour of Canada in August 2018.

2017-18 Season (Junior): Started three of 34 games played, serving most of the season as the Bearcats' sixth starter, averaging 7.9 points, shooting 46.3 percent (95 of 205) from the floor with 2.8 assists and 1.5 rebounds in 20.5 minutes ... ranked 13th in the league with 2.9 assists during conference play, handing out 46 assists with only 19 turnovers in 20.5 minutes ... scored in double figures in 13 games ... scored 17 points twice against Savannah State (11/10) and Arkansas-Pine Bluff (12/19) ... scored his most points in a league game with 16 against No. 19 Wichita State (2/18), making 7 of 10 shots with a pair of threes ... scored 12 of his 16 points in the first half at No. 21 Xavier (12/2) ... tallied a team-high 15 points on 6-of-8 shooting against No. 5 Florida (12/9) ... handed out five or more assists seven times ... hit a season-high five three-pointers against Savannah State (11/10).

2016-17 Season (Junior): Sat out the 2016-17 season due to NCAA transfer rules.

Prior to Cincinnati: Earned numerous regional and national honors during the 2015-16 season, including Associated Press Honorable Mention All-America, United States Basketball Writers' Association (USBWA) All-District I, First Team All-ECAC, National Association of Basketball Coaches (NABC) All-District 18 accolades and First Team All-MET Basketball Writers' Association accolades ... named the 2015-16 Northeast Conference Player of the Year after ranking eighth in the nation in scoring at 23.1 points per game to go with 4.9 rebounds, 2.9 assists and 1.7 steals in 37.5 minutes for Sacred Heart ... became first underclassman voted NEC Player of the Year since 1992 ... broke the league's sophomore scoring record, becoming the first second-year player in the NEC to average at least 22.0 points per game since 1988-89 ... led all active sophomores in the country with 1,157 career points following the 2015-16 campaign ... scored 30 or more points five times during the 2015-16 season, including a 39-point effort at Fairleigh Dickinson on Feb. 20 ... ranking among the NEC leaders in points (first at 23.1), minutes played (first at 37.5), free-throw attempts (first at 203), three-pointers made (fourth at 2.2), steals (fifth at 1.7), assists (10th at 2.9) and free-throw percentage (14th at .768) in 2015-16 ... named to the NEC All-Rookie Team in 2014-15, ranking eighth in the league, averaging 14.2 points ... named NEC Rookie of the Week five times and NEC Player of the Week once as a freshman ... earned all-state honors and was a two-time all-conference performer at East Hartford High School averaging 27.0 points and 5.0 assists for the Hornets ... named a McDonald's All-American nominee and received NEPSAC AAA Honorable Mention accolades at Saint Thomas More, averaging 12.5 points and 6.0 assists.

Personal: Born Nov. 29, 1994 in Hartford, Connecticut ... Son of April Walden-Broome and Sam Broome ... Has a sister, Canei ... left-handed.

SEASON & CAREER STATISTICS

2018-19 SEASON

		CAREER
21 vs. George Mason, 11/23/18	Pts	39 at Fairleigh Dickinson, 2/20/16*
13 vs. George Mason, 11/23/18	FG Atts	25, 2x (last vs. LIU Brooklyn, 3/2/16)*
8 vs. Milwaukee, 11/16/18	FG Made	15 vs. LIU Brooklyn, 3/2/16*
4, 3x (last vs. Xavier, 12/8/18)	3PT-FG Atts	13 at LIU Brooklyn, 1/27/16*
1, 5x (last vs. Ark.-Pine Bluff, 11/27/18)	3PT-FG Made	6 at LIU Brooklyn, 1/27/16*
8 vs. George Mason, 11/23/18	FT Atts	22 at Fairleigh Dickinson, 2/20/16*
7 vs. George Mason, 11/23/18	FT Made	15 at Fairleigh Dickinson, 2/20/16*
5 vs. Western Michigan, 11/19/18	Rebs	10, 2x (last at Bryant, 2/18/16)*
4, 3x (last at UNLV, 12/1/18)	Assts	6, 5x (last at Memphis, 1/27/18)
3 vs. Milwaukee, 11/16/18	Stls	4, 4x (last vs. Wagner, 1/9/16)*
0	Blks	2 at Brown, 12/28/14*
36 vs. Milwaukee, 11/16/18	Mins	44 at Bryant, 3/4/15*

MISCELLANEOUS STATISTICS

CATEGORY	2015-16*	2016-17*	2017-18	2018-19	CAREER
Double-Figure Scoring Games	23	29	13	5	70
Double-Figure Rebounding Games	0	2	0	0	2
Double-Double Games	0	2	0	0	2
20-Point Scoring Games	6	20	0	1	27
Games Led Team in Scoring	10	25	3	2	40
Games Led Team in Rebounding	3	5	0	0	8
Games Led Team in Assists	3	14	11	3	31
Games With 3+ Assists	15	18	18	4	55
Games With 3+ Blocks	0	0	0	0	0
Games With 3+ Steals	5	9	2	1	18
Games With 3+ Three-Pointers	5	12	3	0	20

* - Statistics from player career at Sacred Heart

CAREER STATISTICS

Season	gp-gs		Total		3-Point		F-Throws		Rebounds				Scoring												
	gp	gs	min	avg	fg-fga	pct	fg-fga	pct	ft-fga	pct	off	def	tot	avg	pf	fo	ast	to	blk	stl	pts	avg			
2014-15*	31	30	984	31.7	158	358	.441	42	128	.328	84	113	.743	15	107	122	3.9	62	1	77	71	6	33	442	14.3
2015-16*	30	30	1124	37.5	236	530	.445	66	212	.311	156	203	.768	17	131	148	4.9	71	2	88	115	0	51	694	23.1
2017-18	34	3	698	20.5	95	205	.463	32	82	.390	46	65	.708	16	36	52	1.5	44	0	95	51	2	31	268	7.9
2018-19	10	2	239	23.9	37	84	.440	5	26	.192	19	24	.792	5	13	18	1.8	9	0	23	14	0	9	98	9.8
TOTAL	44	5	937	21.3	132	289	.457	37	108	.343	65	89	.730	21	49	70	1.6	53	0	118	65	2	40	366	8.3
All*	105	65	3045	29.0	526	1177	.447	145	448	.324	305	405	.753	53	287	340	3.2	186	3	283	251	8	124	1502	14.3



#20 MAMOU DOU DIARRA

FORWARD • 6-9 • 215 • R-FRESHMAN • HS • BAMAKO, MALI (22 FEET ACADEMY [S.C.])

2018-19 Season (R-Freshman): Posted a career-high nine points on 4-of-6 shooting with a pair of rebounds and a block in 13 minutes against UAPB (11/27).

2017-18 Season (Redshirt): Received a medical redshirt for the season ... played in seven games as a reserve, averaging 2.9 points, 1.9 rebounds and 0.7 blocks in 6.6 minutes ... scored a season-high nine points with six rebounds and a block in a season-high 12 minutes against Western Carolina (11/13) ... netted five points and a three-pointer with three rebounds in nine minutes against Coppin State (11/16) ... recorded a pair of blocks against Alabama State (11/27) ... scored in five of his seven games ... named to the Bearcats Academic Honor Roll during the fall 2017 semester.

Prior to Cincinnati: Helped 22 Feet Academy to a 29-9 record in 2016-17 while earning First Team All-Grind Session accolades and averaging 18.5 points, 10.2 rebounds and 3.2 blocks ... honored as one of 30 campers from 23 countries invited to participate in the NBA's Basketball Without Borders Camp surrounding the 2015 NBA All-Star Game.

Personal: Born Oct. 4, 1997 in Bamako, Mali ... son of Mastan Bah and Salifou Diarra ... has one sister, Kadidia ... his aunt Marietou Diarra played professional basketball in France ... right-handed ... named pronounced as "MAMA-doo DEE-are-eh."

SEASON & CAREER STATISTICS

2018-19 SEASON		CAREER	
9 vs. Arkansas-Pine Bluff, 11/27/18	Pts	9, 2x (last vs. Ark.-Pine Bluff, 11/27/18)	
6 vs. Arkansas-Pine Bluff, 11/27/18	FG Atts	6, 2x (last vs. Ark.-Pine Bluff, 11/27/18)	
4 vs. Arkansas-Pine Bluff, 11/27/18	FG Made	4 vs. Arkansas-Pine Bluff, 11/27/18	
1 vs. Arkansas-Pine Bluff, 11/27/18	3PT-FG Atts	2 vs. Coppin State, 11/16/17	
1 vs. Arkansas-Pine Bluff, 11/27/18	3PT-FG Made	1, 2x (last vs. Ark.-Pine Bluff, 11/27/18)	
4 vs. Western Michigan, 11/19/18	FT Atts	4, 2x (last vs. Western Michigan, 11/19/18)	
2 vs. Western Michigan, 11/19/18	FT Made	3 vs. Western Carolina, 11/13/17	
6 vs. Western Michigan, 11/19/18	Rebs	6, 2x (last vs. Western Michigan, 11/19/18)	
1 vs. Western Michigan, 11/19/18	Assts	1, 3x (last vs. Western Michigan, 11/19/18)	
1 vs. Western Michigan, 11/19/18	Stls	1, 2x (last vs. Western Michigan, 11/19/18)	
1 vs. Arkansas-Pine Bluff, 11/27/18	Blks	2 vs. Alabama State, 11/27/17	
14 vs. Arkansas-Pine Bluff, 11/27/18	Mins	14 vs. Arkansas-Pine Bluff, 11/27/18	

MISCELLANEOUS STATISTICS

CATEGORY	2017-18	2018-19	CAREER
Double-Figure Scoring Games	0	0	0
Double-Figure Rebounding Games	0	0	0
Double-Double Games	0	0	0
20-Point Scoring Games	0	0	0
Games Led Team in Scoring	0	0	0
Games Led Team in Rebounding	0	0	0
Games Led Team in Assists	0	0	0
Games With 3+ Assists	0	0	0
Games With 3+ Blocks	0	0	0
Games With 3+ Steals	0	0	0
Games With 3+ Three-Pointers	0	0	0

GAME-BY-GAME STATISTICS

2018-19 (R-FRESHMAN SEASON)

Opponent	Date	gs	min	Total		3-Pointers		Free throws		Rebounds				pf	a	tlo	blk	stl	pts	avg
				fg-fga	pct	3fg-fga	pct	ft-fa	pct	off	def	tot	avg							
N.C. CENTRAL	11/13/18	4	1-1	1.000	0-0	.000	0-0	.000	0	2	2	2.0	1	0	0	0	0	2	2.0	
WESTERN MICH.	11/19/18	12	0-2	.000	0-0	.000	2-4	.500	2	4	6	4.0	2	1	0	0	1	2	2.0	
vs Ole Miss	11/24/18	2	0-0	.000	0-0	.000	0-0	.000	0	1	1	3.0	0	0	0	0	0	1.3		
ARK-PINE BLUFF	11/27/18	14	4-6	.667	1-1	1.000	0-0	.000	0	2	2	2.8	2	0	0	1	0	9	3.3	
Totals		0	32	5-9	.556	1-1	1.000	2-4	.500	2	9	11	2.8	5	1	0	1	13	3.3	

2017-18 (FRESHMAN SEASON)

Opponent	Date	gs	min	Total		3-Pointers		Free throws		Rebounds				pf	a	tlo	blk	stl	pts	avg
				fg-fga	pct	3fg-fga	pct	ft-fa	pct	off	def	tot	avg							
SAVANNAH STATE	11/10/17	0	0-0	.000	0-0	.000	0-0	.000	0	0	0	0.0	0	0	0	0	0	0	0.0	
WESTERN CAROLINA	11/13/17	12	3-6	.500	0-0	.000	3-4	.750	2	4	6	3.0	1	0	0	1	0	9	4.5	
COPPIN STATE	11/16/17	9	1-5	.200	1-2	.500	2-2	1.000	1	2	3	3.0	0	1	1	1	0	5	4.7	
ALABAMA STATE	11/27/17	8	1-4	.250	0-0	.000	0-0	.000	1	1	2	2.8	1	0	0	2	1	2	4.0	
MISSISSIPPI ST.	12/12/17	1	0-0	.000	0-0	.000	0-0	.000	0	0	0	2.2	0	0	0	0	0	0	3.2	
UA-PINE BLUFF	12/19/17	12	1-3	.333	0-0	.000	0-0	.000	1	0	1	2.0	1	1	2	1	0	2	3.0	
MEMPHIS	12/31/17	4	1-2	.500	0-0	.000	0-0	.000	0	1	1	1.9	0	0	0	0	0	2	2.9	
Totals		0	46	7-20	.350	1-2	.500	5-6	.833	5	8	13	1.9	3	2	4	5	1	20	2.9

CAREER STATISTICS

Season	gp-gs	min/avg	Total		3-Point		F-Throws		Rebounds				Scoring							
			fg-fga	pct	fg-fga	pct	ft-fa	pct	off	def	tot	avg	pf	fo	ast	to	blk	stl	pts	avg
2017-18	7-0	46/6.6	7-20	.350	1-2	.500	5-6	.833	5	8	13	1.9	3	0	2	4	5	1	20	2.9
2018-19	4-0	32/8.0	5-9	.556	1-1	1.000	2-4	.500	2	9	11	2.8	5	0	1	0	1	1	13	3.3
TOTAL	11-0	78/7.1	12-29	.414	2-3	.667	7-10	.700	7	17	24	2.2	8	0	3	4	6	2	33	3.0



#22 ELIEL NSOSEME

FORWARD/CENTER • 6-9 • 225 • SOPHOMORE • 1L • KINSHASA, CONGO (RISE CENTRE ACADEMY [ONTARIO])

2018-19 Season (Sophomore): Grabbed seven rebounds in 16 minutes against Xavier (12/8) ... tallied a career-high six points and matched a career best with eight rebounds vs. Northern Kentucky (12/4) ... tied a career-high with eight rebounds to go with three points and two blocks at UNLV (12/1) ... tallied five points with three rebounds and a block against UAPB (11/27) ... scored five points with four rebounds against North Carolina Central (11/13) ... grabbed nine rebounds in 20 minutes during the exhibition game against Tusculum (11/1) ... averaged 7.7 points and 6.0 rebounds while making 11 of 14 free throws during Cincinnati's three-game tour of Canada in August 2018.

2017-18 Season (Freshman): Played in 29 games as a reserve, averaging 0.9 points, 1.7 rebounds and 0.4 blocks in 5.7 minutes ... scored five points with a pair of field goals and four rebounds in nine minutes against Memphis (12/31) ... scored three points and pulled down a season-high eight rebounds with one block in 13 minutes against Savannah State (11/10) ... recorded a season-best four blocks with three rebounds in eight minutes at No. 21 Xavier (12/2) ... registered three blocks with five rebounds in four minutes against ECU (1/20) ... shot 52.4 percent (11 of 21) from the field ... grabbed three or more rebounds in eight games ... played a season-high 13 minutes against Savannah State (11/10), Coppin State (11/16) and Wichita State (2/18) ... named to the Bearcats Academic Honor Roll during the 2017 fall semester and 2018 spring semester ... tabbed to the Dean's List during the 2018 spring semester ... earned 2018 Academic All-AAC honors.

Prior to Cincinnati: Averaged 14 points, 13 rebounds and 6.5 blocks while earning team most valuable player honors at The RISA Centre Academy in Brantford, Ontario, Canada ... named a 2016 Adidas Nation All-Star for team Canada ... earned most valuable player honors at the 2016 Pinky Lewis Invitational ... produced six triple-doubles (points, rebounds, blocks) while averaging 14 points, 11 rebounds and six blocks per game during the 2015-16 season at Clarkson Academy in Mississauga, Ontario, Canada.

Personal: Born June 18, 1997 in Kinshasa, the Democratic Republic of Congo ... son of Nicole and Jean Nsoseme ... has four sisters, Grace, Dora, Mirielle, Miriette, and a brother, David ... left-handed ... named pronounced as "A-lee-el SO-sem-A."

SEASON & CAREER STATISTICS

2018-19 SEASON		CAREER
6 vs. NKU, 12/4/18	Pts	6 vs. NKU, 12/4/18
4 vs. NKU, 12/4/18	FG Atts	5 vs. Memphis, 12/31/17
2, 3x (last vs. NKU, 12/4/18)	FG Made	2, 5x (last vs. NKU, 12/4/18)
0	3PT-FG Atts	0
0	3PT-FG Made	0
3 vs. NC Central, 11/13/18	FT Atts	5 vs. Savannah State, 11/10/17
2 vs. NKU, 12/4/18	FT Made	2 vs. NKU, 12/4/18
8, 2x (last vs. NKU, 12/4/18)	Rebs	8, 3x (last vs. NKU, 12/4/18)
1 vs. Ohio State, 11/7/18	Assts	2 vs. Coppin State, 11/16/17
1, 3x (last vs. NKU, 12/4/18)	Stls	1, 6x (last vs. NKU, 12/4/18)
2 at UNLV, 12/1/18	Blks	4 at Xavier, 12/2/17
22 vs. NKU, 12/4/18	Mins	22 vs. NKU, 12/4/18

MISCELLANEOUS STATISTICS

CATEGORY	2017-18	2018-19	CAREER
Double-Figure Scoring Games	0	0	0
Double-Figure Rebounding Games	0	0	0
Double-Double Games	0	0	0
20-Point Scoring Games	0	0	0
Games Led UC in Scoring	0	0	0
Games Led UC in Rebounding	0	2	2
Games Led UC in Assists	0	0	0
Games With 3+ Assists	0	0	0
Games With 3+ Blocks	2	0	2
Games With 3+ Steals	0	0	0
Games With 3+ Three-Pointers	0	0	0

GAME-BY-GAME STATISTICS

2018-19 (SOPHOMORE SEASON)

Opponent	Date	gs	min	Total		3-Pointers		Free throws		Rebounds				pf	a	to	blk	stl	pts	avg
				fg-fga	pct	3fg-fga	pct	ft-fa	pct	off	def	tot	avg							
OHIO ST.	11/07/18	14	0-1	.000	0-0	.000	0-0	.000	2	4	6	6.0	2	1	1	0	0	0	0	0.0
N.C. CENTRAL	11/13/18	13	2-3	.667	0-0	.000	1-3	.333	0	4	4	5.0	1	0	1	1	1	1	5	2.5
MILWAUKEE	11/16/18	9	0-1	.000	0-0	.000	0-1	.000	2	2	4	4.7	1	0	0	0	0	0	1.7	
WESTERN MICH.	11/19/18	6	1-1	1.000	0-0	.000	0-2	.000	1	3	4	4.5	3	0	1	1	0	2	1.8	
vs George Mason	11/23/18	15	0-0	.000	0-0	.000	1-2	.500	0	4	4	4.4	2	0	1	0	1	1	1.6	
vs Ole Miss	11/24/18	8	1-3	.333	0-0	.000	0-0	.000	1	1	2	4.0	3	0	1	0	0	2	1.7	
ARK-PINE BLUFF	12/27/18	12	2-3	.667	0-0	.000	1-2	.500	2	1	3	3.9	0	0	1	1	0	5	2.1	
at UNLV	12/01/18	18	1-2	.500	0-0	.000	1-1	1.000	2	6	8	4.4	1	0	0	2	0	3	2.3	
NORTHERN KY.	12/04/18	22	2-4	.500	0-0	.000	2-2	1.000	4	4	8	4.8	0	0	0	0	1	6	2.7	
XAVIER	12/08/18	16	0-2	.000	0-0	.000	0-0	.000	4	3	7	5.0	0	0	0	0	0	0	2.4	
Totals		0	133	9-20	.450	0-0	.000	6-13	.462	18	32	50	5.0	13	1	6	5	3	24	2.4

2017-18 (FRESHMAN SEASON)

Opponent	Date	gs	min	Total		3-Pointers		Free throws		Rebounds				pf	a	to	blk	stl	pts	avg
				fg-fga	pct	3fg-fga	pct	ft-fa	pct	off	def	tot	avg							
SAVANNAH STATE	11/10/17	13	1-3	.333	0-0	.000	1-5	.200	4	4	8	8.0	2	0	2	1	0	3	3.0	
COPPIN STATE	11/16/17	13	1-1	1.000	0-0	.000	0-1	.000	1	4	5	6.5	3	2	1	0	0	2	2.5	
vs Buffalo	11/20/17	0	0-0	.000	0-0	.000	0-0	.000	0	0	0	4.3	0	0	1	0	0	0	1.7	
vs Richmond	11/21/17	7	0-0	.000	0-0	.000	0-1	.000	0	1	1	3.5	1	0	0	0	0	0	1.3	
vs Wyoming	11/22/17	2	0-0	.000	0-0	.000	1-2	.500	0	0	0	2.8	0	0	0	0	0	1.2		
ALABAMA STATE	11/27/17	8	0-0	.000	0-0	.000	0-1	.000	2	2	4	3.0	1	0	1	0	0	1.0		
at Xavier	12/02/17	8	0-0	.000	0-0	.000	0-0	.000	0	3	3	3.0	2	1	0	1	0	0.9		
vs Florida	12/09/17	1	0-0	.000	0-0	.000	0-0	.000	0	0	0	2.6	1	0	1	0	0	0.8		
at UCLA	12/16/17	6	0-0	.000	0-0	.000	0-0	.000	0	1	1	2.4	0	0	0	0	1	0.7		
UA-PINE BLUFF	12/19/17	7	0-0	.000	0-0	.000	0-0	.000	0	1	1	2.3	0	1	1	0	0	0.6		
CLEVELAND STATE	12/21/17	2	0-0	.000	0-0	.000	0-0	.000	0	1	1	2.2	0	0	0	0	0	0.5		
MEMPHIS	12/31/17	9	2-5	.400	0-0	.000	1-3	.333	1	3	4	2.3	1	0	0	0	0	5	0.9	
at Temple	01/04/18	2	0-0	.000	0-0	.000	0-0	.000	0	1	1	2.2	0	0	0	0	0	0.8		
SMU	01/07/18	4	0-0	.000	0-0	.000	0-0	.000	0	0	0	2.1	0	0	0	0	0	0.8		
at USF	1/13/18	1	0-0	.000	0-0	.000	0-0	.000	0	0	0	1.9	0	0	0	0	0	0.7		
ECU	01/20/18	4	1-2	.500	0-0	.000	0-1	.000	3	2	5	2.1	0	0	1	3	0	2	0.8	
TEMPLE	01/24/18	11	2-2	1.000	0-0	.000	0-1	.000	3	2	5	2.3	1	0	0	0	0	4	1.0	
at Memphis	1/27/18	1	0-0	.000	0-0	.000	0-0	.000	0	0	0	2.2	1	0	0	0	0	0.9		
UCF	02/06/18	12	1-2	.500	0-0	.000	1-2	.500	2	2	4	2.3	4	0	1	0	3	1.1		
at SMU	02/11/18	11	2-3	.667	0-0	.000	0-1	.000	1	0	1	2.2	1	1	1	0	0	4	1.2	
at Houston	2/15/18	2	0-0	.000	0-0	.000	0-0	.000	0	0	0	2.1	0	0	0	0	0	1.1		
WICHITA STATE	02/18/18	13	0-0	.000	0-0	.000	0-0	.000	0	0	0	2.0	2	0	1	0	0	1.1		
UCONN	02/22/18	9	1-2	.500	0-0	.000	0-2	.000	1	0	1	2.0	0	0	0	1	2	1.1		
TULSA	02/25/18	1	0-0	.000	0-0	.000	0-0	.000	0	0	0	1.9	0	0	0	0	0	1.1		
at Tulane	03/01/18	5	0-0	.000	0-0	.000	0-0	.000	0	0	0	1.8	2	0	1	1	0	1.0		
at Wichita State	03/04/18	3	0-1	.000	0-0	.000	0-0	.000	1	1	2	1.8	1	0	0	0	0	1.0		
vs SMU	03/09/18	1	0-0	.000	0-0	.000	0-0	.000	0	0	0	1.7	0	0	0	1	0	1.0		
vs Memphis	3-10-18	3	0-0	.000	0-0	.000	0-0	.000	0	0	0	1.7	0	0	0	0	0	0.9		
vs Nevada	03/18/18	7	0-0	.000	0-0	.000	0-0	.000	1	1	2	1.7	0	0	0	0	0	0.9		
Totals		0	166	11-21	.524	0-0	.000	4-20	.200	20	29	49	17	23	5	11	3	26	0.9	

CAREER STATISTICS

Season	gp-gs	min/avg	Total		3-Point		F-Throws		Rebounds				Scoring							
			fg-fga	pct	fg-fga	pct	ft-fa	pct	off	def	tot	avg	pf	fo	ast	to	blk	stl	pts	avg
2017-18	29-0	166/5.7	11-21	.524	0-0	.000	4-20	.200	20	29	49	1.7	23	0	5	11	11	3	26	0.9
2018-19	10-0	133/13.3	9-20	.450	0-0	.000	6-13	.462	18	32	50	5.0	13	0	1	6	5	3	24	2.4
TOTAL	39-0	299/7.7	20-41	.488	0-0	.000	10-33	.303	38	61	99	2.5	36	0	6	17	16	6	50	1.3



#24 PRINCE GILLAM TOYAMBI

FORWARD • 6-7 • 225 • FRESHMAN • HS • KINSHASA, CONGO (FRESNO HS [CALIF.]

Prior to Cincinnati: Averaged 17.4 points, 9.7 rebounds and 1.3 steals while shooting 58.7 percent (88 of 150) from the floor during 12 games for team "The Truth" at the NIKE EBYL and Peach Jam Invitational during the summer 2018 ... attended Fresno High School in Fresno, Calif. ... reclassified from the 2019 class to the 2018 class and signed with the Bearcats in early September.

Personal: Born Dec. 2, 2000 in Kinshasa, Congo ... guardians are Orlando and Rachel Gillam ... has three brothers: Kobe Gillam, Orlando Gillam III and Bryan Gillam ... has one sister: Magali Toyambi ... right-handed ... last name pronounced "toy-YAHM-bee."

SEASON & CAREER STATISTICS

2018-19		CAREER
0	Pts	0
0	FG Atts	0
0	FG Made	0
0	3PT-FG Atts	0
0	3PT-FG Made	0
0	FT Atts	0
0	FT Made	0
0	Rebs	0
0	Assts	0
0	Stls	0
0	Blks	0
0	Mins	0

MISCELLANEOUS STATISTICS

CATEGORY	2018-19	CAREER
Double-Figure Scoring Games	0	0
Double-Figure Rebounding Games	0	0
Double-Double Games	0	0
20-Point Scoring Games	0	0
Games Led UC in Scoring	0	0
Games Led UC in Rebounding	0	0
Games Led UC in Assists	0	0
Games With 3+ Assists	0	0
Games With 3+ Blocks	0	0
Games With 3+ Steals	0	0
Games With 3+ Three-Pointers	0	0

GAME-BY-GAME STATISTICS

2018-19 (FRESHMAN SEASON)

CAREER STATISTICS



#31 SAM MARTIN

GUARD • 5-10 • 170 • SOPHOMORE • 1L • CINCINNATI, OHIO (SUMMIT COUNTRY DAY)

MOMENTS

- » Posted a career-high five points with an assist in five minutes against UAPB (11/27/18).
- » Scored his first collegiate points, making a pair of free throws against Richmond (11/21/17) in the semifinals of the Cayman Islands Classic.

2018-19 Season (Sophomore): Scored a career-high five points with an assist in five minutes against UAPB (11/27).

2017-18 Season (Freshman): Played in 10 games as a walk-on reserve, averaging 0.2 points, 0.2 assists and 0.1 rebounds in 1.9 minutes ... collected his first collegiate points with a pair of free throws in two minutes against Richmond (11/21) ... handed out two assists in two minutes of play against Memphis (12/31) ... took two shots without a basket and grabbed a rebound in four minutes against Temple (1/24) ... named the Bearcats Academic Honor Roll and Dean's List during the 2017 fall semester and 2018 spring semester ... earned 2018 Academic All-AAC honors.

Prior to Cincinnati: Averaged 15.4 points 3.0 rebounds, 2.8 assists and 2.4 steals as a senior at Summit Country Day ... helped guide the Silver Knights to a 26-1 record and regional championship appearance in 2016-17 ... named an Associated Press Division III second team all-state selection as a senior ... chosen Miami Valley Conference Player of the Year and league first team accolades as a junior and senior ... helped lead Summit Country Day to a pair of soccer state titles as a junior and senior, combining for a 42-4-1 record ... tallied 38 goals, 24 assists and 100 points as a senior ... named all-midwest region, all-state first team and all-southwest Ohio first team selection as a senior ... set records during 2016 for most goals in a state championship game, most goals in a state semifinal game and most goals and most points in the city ... played basketball for his father, Scott, at St. Xavier High School as a freshman and sophomore.

Personal: Born Nov. 16, 1998 in Cincinnati, Ohio ... son of Carrie and Scott Martin ... has two sisters, Rachel and Lily ... his father, Scott, played basketball at Rollins College (1988-91) ... right-handed.

SEASON & CAREER STATISTICS

2017-18 SEASON		CAREER	
5 vs. Arkansas-Pine Bluff, 11/27/18	Pts	5 vs. Arkansas-Pine Bluff, 11/27/18	
2, 2x (last vs. Ark.-Pine Bluff, 11/27/18)	FG Atts	2, 2x (last vs. Ark.-Pine Bluff, 11/27/18)	
2 vs. Arkansas-Pine Bluff, 11/27/18	FG Made	2 vs. Arkansas-Pine Bluff, 11/27/18	
1, 2x (last vs. UCF, 2/6/18)	3PT-FG Atts	1, 2x (last vs. UCF, 2/6/18)	
0	3PT-FG Made	0	
2 vs. Richmond, 11/21/17	FT Atts	2 vs. Richmond, 11/21/17	
2 vs. Richmond, 11/21/17	FT Made	2 vs. Richmond, 11/21/17	
1 vs. Temple, 1/24/18	Rebs	1 vs. Temple, 1/24/18	
2 vs. Memphis, 12/31/17	Assts	2 vs. Memphis, 12/31/17	
0	Stls	0	
0	Blks	0	
5 vs. Arkansas-Pine Bluff, 11/27/18	Mins	5 vs. Arkansas-Pine Bluff, 11/27/18	

MISCELLANEOUS STATISTICS

CATEGORY	2017-18	2018-19	CAREER
Double-Figure Scoring Games	0	0	0
Double-Figure Rebounding Games	0	0	0
Double-Double Games	0	0	0
20-Point Scoring Games	0	0	0
Games Led UC in Scoring	0	0	0
Games Led UC in Rebounding	0	0	0
Games Led UC in Assists	0	0	0
Games With 3+ Assists	0	0	0
Games With 3+ Blocks	0	0	0
Games With 3+ Steals	0	0	0
Games With 3+ Three-Pointers	0	0	0

GAME-BY-GAME STATISTICS

2018-19 (SOPHOMORE SEASON)

Opponent	Date	gs	min	Total		3-Pointers		Free throws		Rebounds			pf	a	t/o	blk	stl	pts	avg
				fg-fga	pct	3fg-fga	pct	ft-fa	pct	off	def	tot							
ARK.-PINE BLUFF	11/27/18	5	2-2	1.000	0-0	.000	1-1	1.000	0	0	0	0	0	1	0	0	0	5	5.0
NORTHERN KY.	12/04/18	1	0-0	.000	0-0	.000	0-0	.000	0	0	0	0	0	0	0	0	0	2	2.5
XAVIER	12/08/18	1	0-0	.000	0-0	.000	0-0	.000	0	0	0	0	0	0	0	0	0	1	1.7
Totals		0	7	2-2	1.000	0-0	.000	1-1	1.000	0	0	0	0	0	1	0	0	5	1.7

2017-18 (FRESHMAN SEASON)

Opponent	Date	gs	min	Total		3-Pointers		Free throws		Rebounds			pf	a	t/o	blk	stl	pts	avg
				fg-fga	pct	3fg-fga	pct	ft-fa	pct	off	def	tot							
SAVANNAH STATE	11/10/17	1	0-0	.000	0-0	.000	0-0	.000	0	0	0	0	0	0	0	0	0	0	0.0
WESTERN CAROLINA	11/13/17	1	0-1	.000	0-0	.000	0-0	.000	0	0	0	0	0	0	0	0	0	0	0.0
COPPIN STATE	11/16/17	1	0-0	.000	0-0	.000	0-0	.000	0	0	0	0	0	0	0	0	0	0	0.0
vs Richmond	11/21/17	2	0-0	.000	0-0	.000	2-2	1.000	0	0	0	0	0	0	0	0	0	2	0.5
vs Wyoming	11/22/17	1	0-0	.000	0-0	.000	0-0	.000	0	0	0	0	0	1	0	1	0	0	0.4
ALABAMA STATE	11/27/17	1	0-0	.000	0-0	.000	0-0	.000	0	0	0	0	0	0	0	0	0	0	0.3
UA-PINE BLUFF	12/19/17	2	0-1	.000	0-1	.000	0-0	.000	0	0	0	0	0	0	0	0	1	0	0.3
MEMPHIS	12/31/17	2	0-0	.000	0-0	.000	0-0	.000	0	0	0	0	0	1	2	0	0	0	0.3
TEMPLE	01/24/18	4	0-2	.000	0-0	.000	0-0	.000	0	1	1	0	1	0	0	0	0	0	0.2
UCF	02/06/18	4	0-1	.000	0-1	.000	0-0	.000	0	0	0	0	0	0	0	0	0	0	0.2
Totals		0	19	0-5	.000	0-2	.000	2-2	1.000	0	1	1	0	1	5	2	2	0	2.0

CAREER STATISTICS

Season	gp-gs	min/avg	Total		3-Point		F-Throws		Rebounds				Scoring							
			fg-fga	pct	fg-fga	pct	ft-fa	pct	off	def	tot	avg	pf	fo	ast	to	blk	stl	pts	avg
2017-18	10-0	19/1.9	0-5	.000	0-2	.000	2-2	1.000	0	1	1	0.1	5	0	2	2	0	0	2	0.2
2018-19	3-0	7/2.3	2-2	1.000	0-0	.000	1-1	1.000	0	0	0	0.0	0	0	1	0	0	0	5	1.7
TOTAL	13-0	26/2.0	2-7	.286	0-2	.000	3-3	1.000	0	1	1	0.1	5	0	3	2	0	0	7	0.5



#32 JON KOZ

GUARD • 6-1 • 200 • JUNIOR • 2L • CLEVELAND, OHIO (BAY)

MOMENTS

» Scored his first collegiate points on a basket inside against Temple (1/24/18).

2018-19 Season (Junior): Grabbed a rebound in two minutes against UAPB (11/27).

2017-18 Season (Sophomore): Played in eight games as a walk-on reserve, averaging 0.3 points, 0.3 rebounds and 0.1 assists in 1.3 minutes ... scored his first collegiate basket in two minutes against Temple (1/24) ... grabbed two rebounds in two minutes against UCF (2/6) ... handed out an assist in one minute against Alabama State (11/27) ... named to the Bearcats Academic Honor Roll during the 2017 fall semester and 2018 spring semester ... tabbed to the Dean's List during the 2018 spring semester ... earned 2018 Academic All-AAC honors.

2016-17 Season (Freshman): Played in six games as a walk-on reserve, averaging 0.0 points, 0.3 rebounds and 0.3 assists in 1.7 minutes ... played a season-high three minutes against USF (1/29) ... named to Bearcats Honor Roll during 2016 fall and 2017 spring semesters.

Prior to Cincinnati: Averaged 21.6 points, 4.8 rebounds and 2.4 assists as a senior at Bay High School, helping lead the Rockets to a 25-4 record and the school's first appearance in the Division II state semifinals ... set the school record for career points (1,279) and points in a season (604 as a senior) ... named the Great Lakes Conference Most Valuable Player in 2015-16 ... named all-state twice and all-conference three times ... helped lead Bay High School to two conference championships ... three-year starting quarterback on football team, missed most of senior campaign due to injury but still helped the Rockets to a 10-win season ... guided the team to the school's first playoff wins as a junior.

Personal: Born December 19, 1997 in Cleveland, Ohio ... son of Courtney and John Koz ... has three sisters: Chloe, Claudia and Kayla ... his cousin, Matt Koz, wrestled at Chattanooga ... his dad played football at Baldwin Wallace ... right-handed ... pronunciation of last name rhymes with nose.

SEASON & CAREER STATISTICS

2017-18 SEASON		CAREER	
2 vs. Temple, 1/24/18	Pts	2 vs. Temple, 1/24/18	
1 vs. Temple, 1/24/18	FG Atts	1, 2x (last vs. Temple, 1/24/18)	
1 vs. Temple, 1/24/18	FG Made	1 vs. Temple, 1/24/18	
0	3PT-FG Atts	1, 2x (last vs. USF, 1/29/17)	
0	3PT-FG Made	0	
0	FT Atts	0	
0	FT Made	0	
2 vs. UCF, 2/6/18	Rebs	2 vs. UCF, 2/6/18	
1 vs. Alabama State, 11/27/17	Assts	1, 3x (last vs. Alabama State, 11/27/17)	
0	Stls	0	
0	Blks	0	
2, 3x (last vs. Ark.-Pine Bluff, 11/27/18)	Mins	3 vs. USF, 1/29/17	

MISCELLANEOUS STATISTICS

CATEGORY	2016-17	2017-18	2018-19	CAREER
Double-Figure Scoring Games	0	0	0	0
Double-Figure Rebounding Games	0	0	0	0
Double-Double Games	0	0	0	0
20-Point Scoring Games	0	0	0	0
Games Led UC in Scoring	0	0	0	0
Games Led UC in Rebounding	0	0	0	0
Games Led UC in Assists	0	0	0	0
Games With 3+ Assists	0	0	0	0
Games With 3+ Blocks	0	0	0	0
Games With 3+ Steals	0	0	0	0
Games With 3+ Three-Pointers	0	0	0	0

GAME-BY-GAME STATISTICS

2018-19 (JUNIOR SEASON)

Opponent	Date	gs	min	Total		3-Pointers		Free throws		Rebounds				pts	avg
				fg-fga	pct	3fg-fga	pct	ft-fa	pct	off	def	tot	avg		
vs George Mason	11/23/18	2	0-0	0-0	.000	0-0	.000	0-0	.000	0	0	0	0.0	0	0.0
ARK-PINE BLUFF	11/27/18	2	0-0	0-0	.000	0-0	.000	0-0	.000	0	1	1	0.5	0	0
Totals		0	4	0-0	.000	0-0	.000	0-0	.000	0	1	1	0.5	0	0

2017-18 (SOPHOMORE SEASON)

Opponent	Date	gs	min	Total		3-Pointers		Free throws		Rebounds				pts	avg
				fg-fga	pct	3fg-fga	pct	ft-fa	pct	off	def	tot	avg		
SAVANNAH STATE	11/10/17	1	0-0	0-0	.000	0-0	.000	0-0	.000	0	0	0	0.0	0	0.0
WESTERN CAROLINA	11/13/17	1	0-0	0-0	.000	0-0	.000	0-0	.000	0	0	0	0.0	0	0.0
COPPIN STATE	11/16/17	1	0-0	0-0	.000	0-0	.000	0-0	.000	0	0	0	0.0	0	0.0
ALABAMA STATE	11/27/17	1	0-0	0-0	.000	0-0	.000	0-0	.000	0	0	0	0.0	0	0.0
UA-PINE BLUFF	12/19/17	1	0-0	0-0	.000	0-0	.000	0-0	.000	0	0	0	0.0	0	0.0
MEMPHIS	12/31/17	1	0-0	0-0	.000	0-0	.000	0-0	.000	0	0	0	0.0	0	0.0
TEMPLE	01/24/18	2	1-1	1.000	0-0	.000	0-0	.000	0	0	0	0.0	0	0	0.0
UCF	02/06/18	2	0-0	0-0	.000	0-0	.000	0-0	.000	1	1	2	0.3	0	0
Totals		0	10	1-1	1.000	0-0	.000	0-0	.000	1	1	2	0.3	0	0

2016-17 (FRESHMAN SEASON)

Opponent	Date	gs	min	Total		3-Pointers		Free throws		Rebounds				pts	avg
				fg-fga	pct	3fg-fga	pct	ft-fa	pct	off	def	tot	avg		
ALBANY	11/14/16	1	0-0	0-0	.000	0-0	.000	0-0	.000	0	0	0	0.0	0	0.0
BOWLING GREEN	12/04/16	1	0-0	0-0	.000	0-0	.000	0-0	.000	0	1	1	0.5	0	0
TEXAS SOUTHERN	12/13/16	1	0-1	0-1	.000	0-0	.000	0-0	.000	0	0	0	0.3	0	0
FAIRLEIGH DICKINSON	12/17/16	2	0-0	0-0	.000	0-0	.000	0-0	.000	0	0	0	0.3	0	0
TULANE	01/01/17	2	0-0	0-0	.000	0-0	.000	0-0	.000	0	0	0	0.2	0	0
USF	01/29/17	3	0-1	0-1	.000	0-0	.000	0-0	.000	0	1	1	0.3	0	0
Totals		0	10	0-2	.000	0-2	.000	0-0	.000	0	2	2	0.3	0	0

CAREER STATISTICS

Season	gp-gs	min/avg	Total		3-Point		F-Throws		Rebounds				Scoring							
			fg-fga	pct	fg-fga	pct	ft-fa	pct	off	def	tot	avg	pf	fo	ast	to	blk	stl	pts	avg
2016-17	6-0	10/1.7	0-2	.000	0-2	.000	0-0	.000	0	2	2	0.3	0	0	2	0	0	0	0	0.0
2017-18	8-0	10/1.3	1-1	1.000	0-0	.000	0-0	.000	1	1	2	0.3	0	0	1	1	0	0	2	0.3
2018-19	2-0	4/2.0	0-0	.000	0-0	.000	0-0	.000	0	1	1	0.5	0	0	0	1	0	0	0	0.0
TOTAL	16-0	24/1.5	1-3	.333	0-2	.000	0-0	.000	1	4	5	0.3	0	0	3	2	0	0	2	0.1



#33 NYSIER BROOKS

CENTER • 6-11 • 240 • JUNIOR • 2L • PHILADELPHIA, PA. (ADVANCED PREP INTERNATIONAL [TEXAS])

MOMENTS

- » Posted his first career double-double with a career-high 12 points and 10 rebounds against Milwaukee (11/16).
- » Tallied a career-best five blocks in 13 minutes at East Carolina (1/15/17).

2018-19 Season (Junior): Tied a season-high with three blocks vs. Northern Kentucky (12/4) ... recorded his second consecutive double-double with a career-high 15 points to go with 10 rebounds and two blocks in 23 minutes against Western Michigan (11/19) ... posted his first career double-double with a career-high 12 points and 10 rebounds with two blocks against Milwaukee (11/16) ... grabbed a team-best seven rebounds against North Carolina Central (11/13).

2017-18 Season (Sophomore): Started two of 35 games played, averaging 2.6 points, 2.3 rebounds and 0.6 blocks in 9.7 minutes ... scored a season-high nine points on 3-of-3 shooting from the field in 13 minutes against Alabama State (11/27) ... netted eight points on 4-of-5 shooting with two rebounds, a block and a steal in 12 minutes against Cleveland State (12/21) ... tallied eight points with five rebounds in 11 minutes against ECU (1/20) ... made his first collegiate start, pulling down a season-best eight rebounds with four points and two assists in 12 minutes against Western Carolina (11/13) ... grabbed a team-high seven rebounds at Temple (1/4) ... blocked two shots each at No. 21 Xavier (12/2), at USF (1/13) and at Wichita State (3/4) ... pulled down three or more rebounds in 11 games ... recorded at least one block in 10 conference games ... named to the Bearcats Academic Honor Roll during the 2017 fall semester.

2016-17 Season (Freshman): Played in 33 games as a reserve, averaging 2.4 points, 1.6 rebounds and 0.7 blocks in 8.5 minutes ... scored 10 points on 4-of-5 shooting with four rebounds and three blocks against Samford (11/23) ... tallied eight points in a season-high 16 minutes against USF (1/29) ... grabbed a season-high five rebounds at UConn (3/5) ... recorded a season-best five blocks with four rebounds at East Carolina (1/15) ... had eight points with three rebounds against Fairleigh Dickinson (12/17) ... named to the Dean's List and Bearcats Academic Honor Roll for the 2017 spring semester ... earned Legion of Excellence Award for team's highest grade-point average.

Prior to Cincinnati: Averaged eight points, eight rebounds and three assists in 2015-16 with Advanced Prep International ... posted double-double numbers at Life Center Academy (Burlington, New Jersey) during the 2014-15 season, averaging 12 points and 10 rebounds to go along with four blocks ... tabbed a three-star prospect according to all recruiting sites.

Personal: Born Dec. 5, 1996 in Philadelphia, Pennsylvania ... son of Monique Brooks and John Mitchell ... guardian is James Johns ... Has four brothers: Nyeem Brooks, Nymier Brooks, Knoney Mitchell and Ethan Mitchell as well as four sisters: Napree Brooks, Brittany Mitchell, Kaniyah Mitchell and Nyeera Mitchell ... right-handed ... first name pronounced "nah-SEER."

SEASON & CAREER STATISTICS

2018-19 SEASON		CAREER
15 vs. Western Michigan, 11/19/18	Pts	15 vs. Western Michigan, 11/19/18
11 vs. Western Michigan, 11/19/18	FG Atts	11 vs. Western Michigan, 11/19/18
5, 2x (last vs. Western Michigan, 11/19/18)	FG Made	5, 2x (last vs. Western Michigan, 11/19/18)
0	3PT-FG Atts	0
0	3PT-FG Made	0
5, 2x (last vs. Western Michigan, 11/19/18)	FT Atts	6 vs. Alabama State, 11/27/17
5 vs. Western Michigan, 11/19/18	FT Made	5 vs. Western Michigan, 11/19/18
10, 2x (last vs. Western Michigan, 11/19/18)	Rebs	10, 2x (last vs. Western Michigan, 11/19/18)
1, 2x (last vs. Ole Miss, 11/24/18)	Assts	2 vs. Western Carolina, 11/13/17
2 at UNLV, 12/1/18	Stls	2, 2x (last at UNLV, 12/1/18)
3 vs. NKU, 12/4/18	Blks	5 at East Carolina, 1/15/17
29 vs. Milwaukee, 11/16/18	Mins	29 vs. Milwaukee, 11/16/18

MISCELLANEOUS STATISTICS

CATEGORY	2016-17	2017-18	2018-19	CAREER
Double-Figure Scoring Games	1	0	3	4
Double-Figure Rebounding Games	0	0	2	2
Double-Double Games	0	0	2	2
20-Point Scoring Games	0	0	0	0
Games Led UC in Scoring	0	0	0	0
Games Led UC in Rebounding	0	2	2	4
Games Led UC in Assists	0	0	0	0
Games With 3+ Assists	0	0	0	0
Games With 3+ Blocks	2	0	0	2
Games With 3+ Steals	0	0	0	0
Games With 3+ Three-Pointers	0	0	0	0

CAREER STATISTICS

Season	gp-gs	min/avg	Total		3-Point		F-Throws		Rebounds				Scoring							
			fg-fga	pct	fg-fga	pct	ft-fta	pct	off	def	tot	avg	pf	fo	ast	to	blk	stl	pts	avg
2016-17	33-0	279/8.5	28-53	.528	0-0	.000	23-40	.575	20	33	53	1.6	55	1	2	19	22	4	79	2.4
2017-18	35-2	340/9.7	38-77	.494	0-0	.000	16-29	.552	32	49	81	2.3	54	0	8	22	20	12	92	2.6
2018-19	10-10	219/21.9	28-46	.609	0-0	.000	19-30	.633	18	35	53	5.3	31	1	3	8	14	4	75	7.5
TOTAL	78-12	838/10.7	94-176	.534	0-0	.000	58-99	.586	70	117	187	2.4	140	2	13	49	56	20	246	3.2



#33 NYSIER BROOKS

CENTER • 6-11 • 240 • JUNIOR • 2L • PHILADELPHIA, PA. (ADVANCED PREP INTERNATIONAL [TEXAS])

GAME-BY-GAME STATISTICS

2018-19 (JUNIOR SEASON)


Opponent	Date	gs	min	Total		3-Pointers		Free throws		Rebounds				pts	avg						
				fg-fga	pct	3fg-fga	pct	ft-fa	pct	off	def	tot	avg								
OHIO ST.	11/07/18	*	24	3-6	.500	0-0	.000	1-2	.500	4	2	6	6.0	5	0	1	2	0	7	7.0	
N.C. CENTRAL	11/13/18	*	23	2-4	.500	0-0	.000	1-2	.500	0	7	7	6.5	2	1	0	2	0	5	6.0	
MILWAUKEE	11/16/18	*	29	5-5	1.000	0-0	.000	2-5	.400	4	6	10	7.7	0	0	1	2	0	12	8.0	
WESTERN MICH.	11/19/18	*	23	5-11	.455	0-0	.000	5-5	1.000	2	8	10	8.3	4	1	2	2	0	15	9.8	
vs George Mason	11/23/18	*	20	1-3	.333	0-0	.000	1-2	.500	2	1	3	7.2	4	0	1	0	1	3	8.4	
vs Ole Miss	11/24/18	*	22	1-1	1.000	0-0	.000	2-2	1.000	1	3	4	6.7	3	1	0	1	1	4	7.7	
ARK.-PINE BLUFF	11/27/18	*	16	2-3	.667	0-0	.000	2-4	.500	1	2	3	6.1	3	0	1	0	0	6	7.4	
at UNLV	12/01/18	*	22	3-4	.750	0-0	.000	3-4	.750	0	4	4	5.9	4	0	1	2	2	9	7.6	
NORTHERN KY.	12/04/18	*	18	4-5	.800	0-0	.000	2-2	1.000	1	1	2	5.4	3	0	1	3	0	10	7.9	
XAVIER	12/08/18	*	22	2-4	.500	0-0	.000	0-2	.000	3	1	4	5.3	3	0	0	0	4	7.5		
Totals			10	219	28-46	.609	0-0	.000	19-30	.633	18	35	53	5.3	31	3	8	14	4	75	7.5

2016-17 (FRESHMAN SEASON)

Opponent	Date	gs	min	Total		3-Pointers		Free throws		Rebounds				pts	avg						
				fg-fga	pct	3fg-fga	pct	ft-fa	pct	off	def	tot	avg								
BROWN	11/11/16		8	0-0	.000	0-0	.000	1-2	.500	0	1	1	1.0	2	0	0	0	0	1	1.0	
ALBANY	11/14/16		7	0-1	.000	0-0	.000	1-2	.500	0	1	1	1.0	2	1	0	1	0	1	1.0	
vs Rhode Island	11/19/16		1	0-0	.000	0-0	.000	1-2	.500	0	0	0	0.7	0	0	1	0	0	1	1.0	
vs Penn State	11/20/16		4	0-2	.000	0-0	.000	0-0	.000	0	1	1	0.8	2	0	1	0	1	0	0.8	
SAMFORD	11/23/16		15	4-5	.800	0-0	.000	2-3	.667	2	2	4	1.4	0	0	1	3	1	10	2.6	
LIPSCOMB	11/26/16		9	2-4	.500	0-0	.000	1-1	1.000	0	0	0	1.2	2	0	0	0	0	5	3.0	
at Iowa State	12-01-16		8	1-1	1.000	0-0	.000	0-0	.000	3	1	4	1.6	1	0	2	0	1	1	2.9	
BOWLING GREEN	12/04/16		13	2-3	.667	0-0	.000	2-4	.500	1	0	1	1.5	3	0	0	0	0	6	3.3	
at Butler	12/10/16		1	0-0	.000	0-0	.000	0-0	.000	0	0	0	0.3	0	0	0	0	0	0	2.9	
TEXAS SOUTHERN	12/13/16		10	2-3	.667	0-0	.000	2-2	1.000	0	2	2	1.4	2	0	0	1	0	6	3.2	
FAIRLEIGH DICKINSON	12/17/16		15	3-5	.600	0-0	.000	2-4	.500	1	2	3	1.5	2	0	0	1	1	8	3.6	
MARSHALL	12/22/16		10	1-2	.500	0-0	.000	0-0	.000	0	0	0	1.4	1	0	0	1	0	2	3.5	
at Temple	12/28/16		3	0-1	.000	0-0	.000	0-0	.000	1	1	2	1.5	2	0	1	1	0	0	3.2	
TULANE	01/01/17		15	2-3	.667	0-0	.000	1-2	.500	0	1	1	1.4	5	0	1	1	0	5	3.4	
at Houston	1/7/17		5	0-0	.000	0-0	.000	0-0	.000	0	1	1	1.4	1	0	1	0	0	0	3.1	
SMU	01/12/17		2	0-0	.000	0-0	.000	0-0	.000	0	0	0	1.3	1	0	0	0	0	0	2.9	
at East Carolina	01/15/17		13	1-3	.333	0-0	.000	0-0	.000	1	3	4	1.5	1	0	2	5	1	2	2.9	
TEMPLE	01/18/17		9	1-1	1.000	0-0	.000	0-0	.000	1	0	1	1.4	1	0	0	2	0	2	2.8	
at Tulane	01/21/17		12	0-1	.000	0-0	.000	0-0	.000	2	1	3	1.5	4	1	3	0	0	0	2.7	
XAVIER	01/26/17		12	2-3	.667	0-0	.000	0-0	.000	2	1	3	1.6	4	0	0	2	0	4	2.8	
USF	01/29/17		16	3-3	1.000	0-0	.000	2-4	.500	0	1	1	1.6	2	0	3	0	0	8	3.0	
at SMU	02/12/17		1	0-0	.000	0-0	.000	0-0	.000	0	0	0	0.5	0	0	0	1	0	0	2.9	
at USF	02/15/17		5	0-0	.000	0-0	.000	1-4	.250	0	1	1	1.5	0	0	0	0	0	1	2.8	
TULSA	02/18/17		8	1-2	.500	0-0	.000	1-2	.500	1	1	2	1.5	4	0	2	1	0	3	2.8	
MEMPHIS	02/23/17		8	1-1	1.000	0-0	.000	2-2	1.000	1	1	2	1.5	1	0	0	0	0	4	2.8	
at UCF	2/26/17		6	1-1	1.000	0-0	.000	0-0	.000	0	1	1	1.5	1	0	0	0	0	2	2.8	
HOUSTON	03/02/17		6	0-0	.000	0-0	.000	0-0	.000	0	2	2	1.5	0	0	0	1	0	0	2.7	
at UConn	3/5/17		7	0-1	.000	0-0	.000	0-0	.000	0	0	0	1.5	2	0	0	1	0	0	2.6	
vs Tulsa	3/10/17		12	0-2	.000	0-0	.000	0-0	.000	1	2	3	1.5	3	0	1	0	0	0	2.5	
at UConn	3/11/17		13	0-1	.000	0-0	.000	3-4	.750	2	3	5	1.6	4	0	0	0	0	3	2.5	
vs SMU	3/12/17		4	0-2	.000	0-0	.000	0-0	.000	1	1	2	1.6	0	0	0	0	0	0	2.5	
vs Kansas State	03/17/17		11	0-1	.000	0-0	.000	1-2	.500	0	1	1	1.6	2	0	0	0	0	1	2.4	
vs UCLA	03/19/17		10	1-1	1.000	0-0	.000	0-0	.000	0	1	1	1.6	0	0	0	0	0	2	2.4	
Totals			0	279	28-53	.528	0-0	.000	23-40	.575	20	33	53	1.6	55	2	19	22	4	79	2.4

2017-18 (SOPHOMORE SEASON)

Opponent	Date	gs	min	Total		3-Pointers		Free throws		Rebounds				pts	avg						
				fg-fga	pct	3fg-fga	pct	ft-fa	pct	off	def	tot	avg								
SAVANNAH STATE	11/10/17		11	1-3	.333	0-0	.000	1-2	.500	2	5	7	7.0	1	0	0	0	1	3	3.0	
WESTERN CAROLINA	11/13/17	*	12	2-5	.400	0-0	.000	0-0	.000	4	4	8	7.5	2	2	1	1	4	4	3.5	
COPPIN STATE	11/16/17		9	1-1	1.000	0-0	.000	0-0	.000	0	2	2	5.7	1	1	0	0	2	3.0		
vs Buffalo	11/20/17		16	0-1	.000	0-0	.000	2-2	1.000	0	2	2	4.8	0	0	0	1	2	2.8		
vs Richmond	11/21/17	*	15	1-2	.500	0-0	.000	0-0	.000	0	1	1	4.0	2	0	2	1	0	2	2.6	
vs Wyoming	11/22/17		10	0-1	.000	0-0	.000	2-2	1.000	1	1	2	3.7	2	0	1	0	2	2.5		
ALABAMA STATE	11/27/17		13	3-3	1.000	0-0	.000	3-6	.500	1	0	1	3.3	1	0	0	0	0	9	3.4	
at Xavier	12/02/17		6	0-1	.000	0-0	.000	0-0	.000	0	0	0	2.9	0	0	0	0	2	1	0	3.0
vs Florida	12/09/17		3	1-1	1.000	0-0	.000	0-0	.000	0	2	2	2.8	2	0	0	0	0	2	2.9	
MISSISSIPPI ST.	12/12/17		8	0-0	.000	0-0	.000	0-0	.000	0	1	1	2.6	0	0	0	0	0	0	2.6	
at UCLA	12/16/17		5	1-1	1.000	0-0	.000	0-0	.000	0	1	1	2.5	4	0	0	0	0	2	2.5	
UA-PINE BLUFF	12/19/17		16	2-3	.667	0-0	.000	3-4	.750	0	1	1	2.3	3	0	0	0	0	7	2.9	
CLEVELAND STATE	12/21/17		12	4-5	.800	0-0	.000	0-0	.000	2	0	2	2.3	0	1	1	1	1	8	3.3	
MEMPHIS	12/31/17		17	3-6	.500	0-0	.000	0-0	.000	0	3	3	2.4	2	0	2	0	0	6	3.5	
at Temple	01/04/18		16	1-3	.333	0-0	.000	0-0	.000	4	3	7	2.7	3	0	2	1	0	2	3.4	
SMU	01/07/18		5	0-0	.000	0-0	.000	0-0	.000	0	2	2	2.6	1	0	0	0	0	0	3.2	
at USF	1/13/18		9	2-2	1.000	0-0	.000	2-2	1.000	1	1	2	2.6	3	0	1	2	0	6	3.4	
at UCF	1/16/18		10	1-2	.500	0-0	.000	0-0	.000	0	0	0	2.4	2	0	0	1	0	2	3.3	
ECU	01/20/18		11	4-7	.571	0-0	.000	0-0	.000	4	1	5	2.6	3	1	1	0	0	8	3.5	
TEMPLE	01/24/18		6	0-1	.000	0-0	.000	0-0	.000	0	2	2	2.6	1	0	1	0	0	0	3.4	
at Memphis	1/27/18		4	0-0	.000	0-0	.000	0-0	.000	0	2	2	2.5	0	0	1	0	0	0	3.2	
HOUSTON	01/31/18		13	3-3	1.000	0-0	.000	0-0	.000	0	0	0	2.4	2	0	0	1	1	6	3.3	
at UCONN	2/3/18		10	0-0	.000	0-0	.000	0-0	.000	0	0	0	2.3	4	0	2	1	1	0	3.2	
UCF	02/06/18		12	0-4	.000	0-0	.000	3-4	.750	5	1	6	2.5	2	0	2	0	1	3	3.2	
at SMU	02/11/18		19	2-7	.286	0-0	.000	0-2	.000	2	3	5	2.6	3	1	0	1	1	4	3.2	
at Houston	2/15/18		5	0-1	.000	0-0	.000	0-0	.000	0	5	5	2.7	2	0	1	1	0	0	3.1	
WICHITA STATE	02/18/18		9	0-0	.000	0-0	.000	0-0	.000	0	0	0	2.6	3	0	1	1	0	0	3.0	
UConn	02/22/18		12	1-4	.250	0-0	.000	0-2	.000	1	2	3									



#34 JARRON CUMBERLAND

GUARD • 6-5 • 205 • JUNIOR • 2L • WILMINGTON, OHIO (WILMINGTON HIGH SCHOOL)

CONFERENCE AWARDS

- » First Team Pre-season (2018-19)
- » All-Rookie Team (2016-17)
- » Co-Sixth Man of the Year (2016-17)
- » Player of the Week (11/26/18; 1/30/17)
- » Rookie of the Week (3x: 3/6/16; 1/2/17 & 12/19/16)

MOMENTS

- » Named Emerald Coast Classic Tournament MVP after posting 25 points against Ole Miss (11/24/18) in the championship game.
- » Poured in 27 points with six assists against Western Michigan (11/19/18).
- » Tallied 27 points on 8-of-17 shooting with four three-pointers and pulled down a career-high 11 rebounds against Georgia State (3/16). It marked the most points scored by a Bearcat in an NCAA Tournament game during the Mick Cronin coaching era.
- » Scored a season-high 26 points with six three-pointers and four steals in 20 minutes against USF (1/29/17).

2018-19 Season (Junior): Tallied a game-high 19 points with a trio of threes, four assists and two steals in 37 minutes against Xavier (12/8) ... had 10 points and a game-high six assists in 14 minutes against UAPB (11/27) ... named the Emerald Coast Classic Tournament MVP and AAC Player of the Week after scoring a game-high 25 points against Ole Miss (11/24) in the event's championship game ... matched his career high with 27 points on 11-of-18 shooting with four three-pointers and six assists against Western Michigan (11/19) ... tallied 14 points with five rebounds against Milwaukee (11/16) ... scored a game-high 22 points against Ohio State (11/7) ... tallied 11 points with three steals in 23 minutes during the exhibition game against Tusculum (11/1) ... averaged a team-best 14.0 points and 2.7 steals during Cincinnati's three-game tour of Canada in August 2018.

2017-18 Season (Sophomore): Started all 36 games, averaging 11.5 points, 4.0 rebounds, 2.9 assists, 1.0 steals in 28.9 minutes ... named to The American's Weekly Honor Roll three times (11/20, 1/2, 1/15) ... ranked second on the team, averaging 14.0 points during five postseason games ... registered his first collegiate double-double, scoring a career-high 27 points on 8-of-17 shooting with four three-pointers to go with a career-high 11 rebounds against Georgia State (3/16). It marked the most points scored by a Bearcat in an NCAA Tournament game during the Mick Cronin coaching era (since 2006-07) ... finished the season ranked 24th in the league in scoring (11.5) ... ranked among the league leaders during conference play in assists (12th at 2.9), free throw percentage (15th at .736) and scoring (26th at 11.4) ... tied teammate Jacob Evans III with a team-high 60 three-pointers ... made as many as four three-pointers in six games ... scored 20 points on 6-of-9 shooting with four threes against Western Carolina (11/13) ... tallied 19 points with nine rebounds against Coppin State (11/16) ... scored 18 points with four threes and five assists against Memphis (3/10) in the semifinals of the American Championship ... handed out a season-high eight assists twice (Tulsa [2/25] and SMU [3/9]) ... scored in double figures in 22 games ... made at least one three-pointer in 28 of 36 games, including 15 of 18 conference contests.

2016-17 Season (Freshman): Played in 35 games as a reserve, averaging 8.3 points, 2.4 rebounds, 1.5 assists and 1.0 steals in 19.1 minutes ... named to The American's All-Rookie Team and selected as The American's Co-Sixth Man of the Year with SMU's Ben Emelogu ... named league's player of the week after a pair of strong performances: scoring a season-high 26 points on 8-of-11 shooting with a season-best six three-pointers against USF (1/29) and tallying 15 points, including 13 in the second half, against No. 24 Xavier (1/26) ... named league's rookie of the week three times ... netted 19 points with a trio of threes against Tulane (1/1) ... tallied 17 points on 4-of-6 shooting from the field and 8-of-10 shooting from the foul line against Lipscomb (11/26) ... shot 52.6 percent (22 of 42) from the field while averaging 11.6 points in five postseason games ... scored in double figures in 14 games ... led the team in scoring in six games.

Prior to Cincinnati: Averaged 29.6 points, 7.4 rebounds, 3.6 steals and 3.2 assists while shooting 57.4 percent (303 of 528) from the field as a senior at Wilmington High School ... helped lead the Hurricane to a 27-2 record and the semifinals of the OHSAA Division I playoffs ... finished as the school's all-time leading scorer with 2,383 points ... posted a school-record 52 points against Washington Court House (2/11/16) ... named a finalist for the Ohio Mr. Basketball Award and a McDonald's All-American nominee ... scored a team-high 15 points and was named most valuable player of the 2016 Ohio-Kentucky All-Star game ... averaged 24.5 points, 7.5 rebounds and 3.3 assists as a junior ... averaged 17.8 points, 5.4 rebounds, 2.0 assists and 1.8 steals during AAU action with King James (Ohio) during the 2015 summer, later earning Third Team All-Peach Jam honors during Nike EYBL action ... earned First Team Associate Press Division I All-Ohio honors as a junior and senior ... ranked at No. 55 on ESPN's Top 100 prospects list ... tabbed as a four-star prospect by Rivals.com, Scout.com and 247 Sports.

Personal: Born Sept. 22, 1997 in Wilmington, Ohio ... son of Cheryl and Scott Cumberland ... has two sisters, Ebony and Chasity ... right-handed ... first name pronounced JAIR-in.

SEASON & CAREER STATISTICS


2018-19 SEASON		CAREER	
27 vs. Western Michigan, 11/19/18	Pts	27, 2x (last vs. Western Michigan, 11/19/18)	
19 vs. Western Michigan, 11/19/18	FG Atts	19 vs. Western Michigan, 11/19/18	
11 vs. Western Michigan, 11/19/18	FG Made	11 vs. Western Michigan, 11/19/18	
8 vs. Ole Miss, 11/24/18	3PT-FG Atts	11 vs. Georgia State, 3/16/18	
4 vs. Western Michigan, 11/19/18	3PT-FG Made	6 vs. USF, 1/29/17	
14 vs. Ole Miss, 11/24/18	FT Atts	14 vs. Ole Miss, 11/24/18	
13 vs. Ole Miss, 11/24/18	FT Made	13 vs. Ole Miss, 11/24/18	
6 vs. George Mason, 11/23/18	Rebs	11 vs. Georgia State, 3/16/18	
6, 2x (last vs. Ark.-Pine Bluff, 11/27/18)	Assts	8, 2x (last vs. SMU, 3/9/18)	
3 vs. George Mason, 11/23/18	Stls	5 vs. SMU, 3/12/17	
2, 2x (last vs. Ole Miss, 11/24/18)	Blks	3 vs. ECU, 1/20/18	
36 vs. Xavier, 12/8/18	Mins	40 vs. Georgia State, 3/16/18	

MISCELLANEOUS STATISTICS

CATEGORY	2016-17	2017-18	2018-19	CAREER
Double-Figure Scoring Games	14	22	9	45
Double-Figure Rebounding Games	0	1	0	1
Double-Double Games	0	1	0	1
20-Point Scoring Games	1	2	3	6
Games Led UC in Scoring	6	8	4	18
Games Led UC in Rebounding	1	1	0	2
Games Led UC in Assists	2	11	3	16
Games With 3+ Assists	5	19	5	29
Games With 3+ Blocks	0	0	0	0
Games With 3+ Steals	4	2	1	7
Games With 3+ Three-Pointers	5	8	3	16

CAREER STATISTICS

Season	gp-gs	min/avg	Total		3-Point		F-Throws		Rebounds				Scoring							
			fg-fga	pct	fg-fga	pct	ft-fga	pct	off	def	tot	avg	pf	fo	ast	to	blk	stl	pts	avg
2016-17	35-0	669/19.1	99-201	.493	38-107	.355	56-87	.644	36	48	84	2.4	63	0	52	35	9	34	292	8.3
2017-18	36-36	1041/28.9	138-337	.409	60-177	.339	78-115	.678	45	98	143	4.0	76	1	103	64	13	37	414	11.5
2018-19	10-10	274/27.4	50-121	.413	22-50	.440	31-40	.775	4	23	27	2.7	19	1	32	22	6	13	153	15.3
TOTAL	81-46	1984/24.5	287-659	.436	120-334	.359	165-242	.682	85	169	254	3.1	158	2	187	121	28	84	859	10.6



#34 JARRON CUMBERLAND

GUARD • 6-5 • 205 • JUNIOR • 2L • WILMINGTON, OHIO (WILMINGTON HIGH SCHOOL)

GAME-BY-GAME STATISTICS

2018-19 (JUNIOR SEASON)

Opponent	Date	gs	min	Total		3-Pointers		Free throws		Rebounds			pf	a	t/o	blk	stl	pts	avg
				fg-fga	pct	3fg-fga	pct	ft-fa	pct	off	def	tot							
OHIO ST.	11/07/18	* 23	7-17	.412	3-7	.429	5-7	.714	0	2	2	2.0	2	2	4	0	1	22	22.0
N.C. CENTRAL	11/13/18	* 24	4-9	.444	2-5	.400	0-1	.000	0	2	2	2.0	1	3	3	1	2	10	16.0
MILWAUKEE	11/16/18	* 26	5-13	.385	2-6	.333	2-2	1.000	1	4	5	3.0	3	1	3	0	0	14	15.3
WESTERN MICH.	11/19/18	* 32	11-19	.579	4-7	.571	1-1	1.000	0	0	0	2.3	2	6	2	0	2	27	18.3
vs George Mason	11/23/18	* 31	2-11	.182	1-2	.500	6-8	.750	0	6	6	3.0	1	1	3	2	3	11	16.8
vs Ole Miss	11/24/18	* 33	5-17	.294	2-8	.250	13-14	.929	1	2	3	3.0	1	2	0	2	0	25	18.2
ARK-PINE BLUFF	11/27/18	* 14	4-6	.667	2-3	.667	0-0	.000	0	2	2	2.9	0	6	2	0	1	10	17.0
at UNLV	12/01/18	* 25	1-5	.200	1-2	.500	0-0	.000	0	2	2	2.8	5	2	1	0	2	3	15.3
NORTHERN KY.	12/04/18	* 30	4-9	.444	2-4	.500	2-4	.500	0	1	1	2.6	1	5	3	0	0	12	14.9
XAVIER	12/08/18	* 36	7-15	.467	3-6	.500	2-3	.667	2	2	4	2.7	3	4	1	1	2	19	15.3
Totals		10	274	50-121	.413	22-50	.440	31-40	.775	4	23	27	27	19	32	6	13	153	15.3

2016-17 (FRESHMAN SEASON)

Opponent	Date	gs	min	Total		3-Pointers		Free throws		Rebounds			pf	a	t/o	blk	stl	pts	avg	
				fg-fga	pct	3fg-fga	pct	ft-fa	pct	off	def	tot								avg
BROWN	11/11/16	13	1-3	.333	0-2	.000	1-3	.333	0	0	0	0.0	1	2	0	1	2	3	3.0	
ALBANY	11/14/16	19	4-6	.667	2-4	.500	1-1	1.000	1	1	2	1.0	1	1	0	0	0	11	7.0	
vs Rhode Island	11/19/16	15	0-1	.000	0-1	.000	0-1	.000	2	0	2	1.3	3	1	0	0	0	0	4.7	
vs Penn State	11/20/16	12	1-3	.333	0-2	.000	0-1	.000	0	1	1	1.3	0	3	0	0	1	2	4.0	
SAMFORD	11/23/16	8	0-1	.000	0-1	.000	0-0	.000	1	1	2	1.4	0	1	0	0	0	0	3.2	
LIPSCOMB	11/26/16	22	4-6	.667	1-3	.333	8-10	.800	0	1	1	1.3	1	1	2	1	3	17	5.5	
at Iowa State	12-01-16	7	0-2	.000	0-1	.000	0-0	.000	0	0	0	1.1	1	0	0	0	0	0	4.7	
BOWLING GREEN	12/04/16	18	1-7	.143	0-2	.000	0-0	.000	3	3	6	1.8	2	3	1	1	1	2	4.4	
at Butler	12/10/16	9	1-3	.333	0-1	.000	2-2	1.000	1	0	1	1.7	3	1	1	0	1	4	4.3	
TEXAS SOUTHERN	12/13/16	24	7-9	.778	4-4	1.000	0-0	.000	3	3	6	2.1	1	1	0	1	1	18	5.7	
FAIRLEIGH DICKINSON	12/17/16	20	4-8	.500	3-6	.500	0-0	.000	1	3	4	2.3	3	5	0	0	1	11	6.2	
MARSHALL	12/22/16	7	0-2	.000	0-2	.000	2-2	1.000	0	0	2	1	0	1	0	0	0	2	5.8	
at Temple	12/28/16	19	2-6	.333	2-4	.500	0-1	.000	3	2	5	2.3	2	2	3	0	0	6	5.8	
TULANE	01/01/17	26	6-8	.750	3-3	1.000	4-6	.667	1	3	4	2.4	4	1	3	1	2	19	6.8	
at Houston	1/7/17	16	1-3	.333	0-2	.000	0-0	.000	0	0	2	2.4	2	1	2	0	0	2	6.5	
SMU	01/12/17	11	1-3	.333	1-3	.333	3-4	.750	0	2	2	2.4	1	1	0	0	0	6.4		
at East Carolina	01/15/17	21	1-7	.143	0-4	.000	2-3	.667	2	2	4	2.5	2	1	0	0	1	4	6.3	
TEMPLE	01/18/17	23	1-4	.250	1-2	.500	2-2	1.000	0	2	2	2.4	3	1	0	0	1	5	6.2	
at Tulane	01/21/17	16	2-2	1.000	0-0	.000	0-0	.000	0	1	1	2.4	1	2	3	0	0	4	6.1	
XAVIER	01/26/17	21	5-9	.556	2-5	.400	3-8	.375	1	3	4	2.5	3	1	1	0	0	15	6.6	
USF	01/29/17	20	8-11	.727	6-9	.667	4-7	.571	0	3	3	2.5	0	3	1	4	26	7.5		
at Tulsa	02/01/17	20	1-3	.333	0-2	.000	2-5	.400	0	0	0	2.4	4	1	0	2	4	7.3		
UCONN	02/04/17	21	5-9	.556	3-7	.429	2-2	1.000	0	2	2	2.3	2	1	1	0	4	15	7.7	
UCF	02/08/17	19	1-4	.250	0-2	.000	1-1	1.000	0	0	0	2.3	0	4	0	0	1	3	7.5	
at SMU	02/12/17	7	1-2	.500	1-2	.500	0-0	.000	1	0	1	2.2	2	0	0	1	0	3	7.3	
at USF	02/15/17	31	3-6	.500	1-3	.333	0-1	.000	2	2	4	2.3	2	2	1	0	1	7	7.3	
MEMPHIS	02/23/17	22	3-7	.429	1-4	.250	2-2	1.000	1	1	2	2.3	1	4	1	1	0	9	7.3	
at UCF	2/26/17	28	3-8	.375	0-4	.000	5-8	.625	3	3	3	2.3	1	5	2	0	0	11	7.5	
HOUSTON	03/02/17	21	4-7	.571	2-5	.400	0-0	.000	1	2	3	2.3	4	0	4	0	1	10	7.6	
at UConn	3/5/17	25	6-9	.667	0-2	.000	3-3	1.000	2	1	3	2.3	1	1	1	1	0	15	7.8	
vs Tulsa	3/10/17	27	4-6	.667	1-2	.500	0-2	.000	1	2	3	2.4	2	0	3	0	0	9	7.8	
at SMU	3/11/17	27	3-5	.600	1-3	.333	4-6	.667	1	1	2	2.3	2	1	1	0	2	11	7.9	
vs SMU	3/12/17	31	4-13	.308	1-5	.200	5-6	.833	3	1	4	2.4	1	0	1	0	5	14	8.1	
vs Kansas State	03/17/17	23	4-5	.800	1-1	1.000	0-0	.000	1	2	3	2.4	3	0	0	0	0	9	8.1	
vs UCLA	03/19/17	20	7-13	.538	1-4	.250	0-0	.000	1	1	2	2.4	3	1	1	0	0	15	8.3	
Totals		0	669	99-201	.493	38-107	.355	66-87	.644	36	48	84	2.4	63	52	35	9	34	292	8.3

2017-18 (SOPHOMORE SEASON)

Opponent	Date	gs	min	Total		3-Pointers		Free throws		Rebounds			pf	a	t/o	blk	stl	pts	avg
				fg-fga	pct	3fg-fga	pct	ft-fa	pct	off	def	tot							
SAVANNAH STATE	11/10/17	* 24	4-11	.364	1-5	.200	1-2	.500	4	3	7	7.0	0	5	0	0	1	10	10.0
WESTERN CAROLINA	11/13/17	* 23	6-9	.667	4-6	.667	4-4	1.000	0	2	2	4.5	1	2	3	0	0	20	15.0
COPPIN STATE	11/16/17	* 25	7-14	.500	4-10	.400	1-4	.250	1	8	9	6.0	0	3	0	1	0	19	16.3
vs Buffalo	11/20/17	* 33	5-11	.455	0-1	.000	4-7	.571	3	3	6	6.0	4	2	7	1	1	14	15.8
vs Richmond	11/21/17	* 18	2-7	.286	2-5	.400	0-0	.000	2	3	5	5.8	0	0	1	1	2	6	13.8
vs Wyoming	11/22/17	* 25	2-6	.333	1-2	.500	1-2	.500	0	2	2	5.2	2	1	0	1	1	6	12.5
ALABAMA STATE	11/27/17	* 23	1-5	.200	0-3	.000	0-0	.000	0	0	0	4.4	1	4	2	0	0	2	11.0
at Xavier	12/02/17	* 26	5-12	.417	2-5	.400	3-4	.750	0	0	3	9	4	0	2	1	1	15	11.5
vs Florida	12/09/17	* 29	4-12	.333	2-6	.333	0-1	.000	1	1	2	3.7	4	2	2	2	1	10	11.3
MISSISSIPPI ST.	12/12/17	* 30	1-8	.125	1-4	.250	4-6	.667	1	4	5	3.8	0	3	2	1	0	7	10.9
at UCLA	12/16/17	* 31	4-8	.500	2-3	.667	0-5	.000	0	4	4	3.8	3	5	1	0	1	10	10.8
UA-PINE BLUFF	12/19/17	* 14	2-4	.500	0-2	.000	0-0	.000	0	3	3	3.8	1	1	3	0	1	4	10.3
CLEVELAND STATE	12/21/17	* 29	5-14	.357	2-6	.333	4-4	1.000	2	2	4	3.8	3	4	2	0	3	16	10.7
MEMPHIS	12/31/17	* 29	6-9	.667	2-3	.667	1-1	1.000	2	6	8	4.1	2	4	1	1	2	15	11.0
at Temple	01/04/18	* 36	0-6	.000	0-4	.000	0-2	.000	0	6	6	4.2	2	1	3	0	0	0	10.3
SMU	01/07/18	* 33	4-13	.308	2-8	.250	4-4	1.000	0	4	4	4.2	1	4	4	0	2	14	10.5
at USF	1/13/18	* 21	7-11	.636	4-7	.571	0-0	.000											

NON-RETURNING PLAYER CAREER STATISTICS

14

JACKSON BART

GUARD • 6-5 • 215 • 2L • OKLAHOMA CITY, OKLA. (ORAL ROBERTS)

YEAR	GP-GS	MIN-AVG	TOTAL		3-PTERS		REBOUNDS		PF-FO	AST	TO	BLK	STL	PTS-AVG		
			FG-FGA	PCT	FG-FGA	PCT	FT-FTA	PCT							OFF-DEF-TOT	AVG
2016-17	8-0	11-1.4	0-2	.000	0-2	.000	0-0	.000	0-0-0	0.0	2-0	0	0	0	0	0-0.0
2017-18	12-0	15-1.3	2-6	.333	2-5	.400	0-0	.000	1-1-2	0.2	0-0	0	0	0	0	6-0.5
TOTAL	20-0	26-1.3	2-8	.250	2-7	.286	0-0	.000	1-1-2	0.1	2-0	0	0	0	0	6-0.3

CAREER RECAP: Played in 20 games during his two-year career as a Bearcats walk-on ... scored his first collegiate points on a three-pointer against Richmond (11/21/17) in the semifinals of the Cayman Islands Classic ... connected a three-pointer against Alabama State (11/27/17) ... named an AAC All-Academic Team selection for 2017-18 ... named to the Bearcats Academic Honor Roll and Dean's List during the 2017 fall semester and 2018 spring semester.

11

GARY CLARK

FORWARD • 6-8 • 230 • 4L • CLAYTON, N.C. (CLAYTON HS)

YEAR	GP-GS	MIN-AVG	TOTAL		3-PTERS		REBOUNDS		PF-FO	AST	TO	BLK	STL	PTS-AVG		
			FG-FGA	PCT	FG-FGA	PCT	FT-FTA	PCT							OFF-DEF-TOT	AVG
2014-15	34-34	945-27.8	110-210	.524	0-5	.000	45-72	.625	94-152-246	7.2	54-0	57	38	45	35	265-7.8
2015-16	33-32	1002-30.4	126-243	.519	13-25	.520	79-115	.687	113-177-290	8.8	76-0	70	42	49	41	344-10.4
2016-17	36-35	1031-28.6	146-276	.529	14-49	.286	83-119	.697	108-175-283	7.9	67-0	76	41	42	36	389-10.8
2017-18	36-36	1025-28.5	160-304	.526	27-62	.435	117-158	.741	107-206-313	8.7	75-0	76	36	44	51	464-12.9
TOTAL	139-137	4003-28.8	542-1033	.525	54-141	.383	324-464	.698	422-710-1132	8.1	272-0	279	157	180	163	1462-10.5

CAREER RECAP: Finished career as one of three players in school history with more than 1,400 points and 1,100 rebounds along with National Basketball Hall of Famers Oscar Robertson (2,973 points/1,338 rebounds) and Jack Twyman (1,598 points/1,242 rebounds) ... started a school-record 137 games ... finished second at Cincinnati in victories (106) and consecutive games played (139); third in rebounds (1,132); fifth in blocks (180) and 16th in points (1,462) ... registered a Mick Cronin coaching era (since 2006-07) record 32 double-doubles ... finished career as one of only two players in school history to lead his team in rebounding for four seasons (Yancy Gates from 2009-12) ... helped the Bearcats record 30 or more wins in back-to-back seasons (2017, 2018) for the first time in program history ... helped the 2017-18 Bearcats tie the school record for wins in a season with 31 ... tabbed an Associated Press Honorable Mention All-American in 2017-18 ... signed a two-way contract with the Houston Rockets.

1

JACOB EVANS III

GUARD/FORWARD • 6-6 • 210 • 3L • BATON ROUGE, LA. (ST. MICHAEL THE ARCHANGEL HS)

YEAR	GP-GS	MIN-AVG	TOTAL		3-PTERS		REBOUNDS		PF-FO	AST	TO	BLK	STL	PTS-AVG		
			FG-FGA	PCT	FG-FGA	PCT	FT-FTA	PCT							OFF-DEF-TOT	AVG
2015-16	33-8	806-24.4	94-253	.372	45-135	.333	45-56	.804	36-99-135	4.1	61-2	54	25	27	27	278-8.4
2016-17	36-36	1138-31.6	168-355	.473	69-165	.418	82-112	.732	53-97-150	4.2	76-0	96	44	30	46	487-13.5
2017-18	36-36	1107-30.8	161-377	.427	60-162	.370	86-114	.754	50-120-170	4.7	72-1	113	63	35	47	468-13.0
TOTAL	105-80	3051-29.1	423-985	.429	174-462	.377	213-282	.755	139-316-455	4.3	209-3	263	132	92	120	1233-11.7

CAREER RECAP: Helped guide the Bearcats to an 83-22 record during his three seasons at Cincinnati, with three appearances in the NCAA Tournament and the 2017-18 American Athletic Conference regular-season and tournament championships ... ranked 31st on Cincinnati's all-time scoring list with 1,233 career points ... his .377 career three-point shooting percentage ranks fifth in school history ... earned first team all-conference accolades in 2017-18 ... selected as the 28th pick in the first round of the 2018 NBA draft by the Golden State Warriors.

24

KYLE WASHINGTON

FORWARD • 6-9 • 230 • 2L • CHAMPLIN, MINN. (NC STATE)

YEAR	GP-GS	MIN-AVG	TOTAL		3-PTERS		REBOUNDS		PF-FO	AST	TO	BLK	STL	PTS-AVG		
			FG-FGA	PCT	FG-FGA	PCT	FT-FTA	PCT							OFF-DEF-TOT	AVG
2013-14*	36-25	718-19.9	73-168	.435	0-2	.000	27-48	.563	29-110-139	3.9	77-1	16	35	21	6	173-4.8
2014-15*	34-18	604-17.8	98-210	.467	7-13	.538	28-39	.718	40-99-139	4.1	71-0	15	32	37	7	231-6.8
2016-17	36-35	889-24.7	184-361	.510	15-42	.357	81-114	.711	78-165-243	6.8	91-2	31	53	42	13	464-12.9
2017-18	36-34	838-23.3	165-327	.505	20-56	.357	57-77	.740	60-137-197	5.5	65-0	14	45	50	9	407-11.3
CIN - TOTAL	72-69	1727-24.0	349-688	.507	35-98	.357	138-191	.723	138-302-440	6.1	156-2	45	98	92	22	871-12.1
ALL*	142-112	3049-21.5	520-1066	.488	42-113	.372	193-278	.694	207-511-718	5.1	304-3	76	165	150	35	1275-9.0

* - Statistics from NC State

CAREER RECAP: During two campaigns with Cincinnati, helped the Bearcats record 30 or more wins in back-to-back seasons for the first time in program history ... helped the 2017-18 Bearcats tie the school record for wins in a season with 31 ... scored 1,275 collegiate points (871 with Cincinnati [2017, 2018] and 404 points with NC State [2014, 2015]) ... recorded 10 double-doubles at Cincinnati, tied with Octavius Ellis (2015-16) for third most during the Mick Cronin coaching era (since 2006-07) ... earned honorable mention all-conference accolades in 2017-18 and was named a second team all-league performer in 2016-17.

2018-19 BOX SCORES

GAME 1 • NOV. 7, 2018 OHIO STATE (64) AT RV/RV CINCINNATI (56) FIFTH THIRD ARENA (CINCINNATI, OHIO)

Ohio St. 64 • 1-0

#	Player	Total			3-Ptr			Rebounds			PF	TP	A	TO	Blk	Stl	Min
		FG-FGA	FG-FGA	FT-FTA	FG-FGA	FG-FGA	FT-FTA	Off	Def	Tot							
24	Andre Wesson	f	2-3	2-2	0-0	0	2	4	2	4	6	0	2	0	0	17	
25	Kyle Young	f	2-2	0-0	6-7	3	5	8	0	10	0	1	0	0	0	35	
34	Kaleb Wesson	f	5-9	1-3	4-6	2	5	7	3	15	0	4	2	1	27		
01	Luther Muhammad	g	4-10	2-3	1-2	0	2	2	4	11	1	2	1	0	29		
03	C.J. Jackson	g	3-10	2-7	5-6	0	0	0	1	13	1	2	0	0	33		
02	Musa Jallow	g	1-3	0-0	0-0	1	1	2	3	2	0	0	2	0	11		
04	Deane Washington Jr.	g	1-3	1-2	0-0	0	4	4	3	3	0	0	0	0	20		
32	Kyshawn Woods	g	2-7	0-3	0-1	0	2	2	4	4	5	2	0	1	27		
Team						2	4	6									
Totals			20-47	8-20	16-22	8	25	33	22	64	7	13	5	2	199		

FG % 1st Half: 9-27 33.3% 2nd half: 11-20 55.0% Game: 20-47 42.6% Deadball Rebounds 3.1
3FG % 1st Half: 3-11 27.3% 2nd half: 5-9 55.6% Game: 8-20 40.0%
FT % 1st Half: 6-6 100.0% 2nd half: 10-16 62.5% Game: 16-22 72.7%

Cincinnati 56 • 0-1

#	Player	Total			3-Ptr			Rebounds			PF	TP	A	TO	Blk	Stl	Min
		FG-FGA	FG-FGA	FT-FTA	FG-FGA	FG-FGA	FT-FTA	Off	Def	Tot							
13	SCOTT, Tre	f	2-5	1-3	3-4	2	4	6	2	8	2	2	2	0	29		
33	BROOKS, Nysier	c	3-6	0-0	1-2	4	2	6	5	7	0	1	2	0	24		
03	JENIFER, Justin	g	2-8	1-4	0-0	0	2	2	2	5	5	1	0	1	27		
15	BROOME, Cane	g	1-10	1-4	2-2	2	0	2	1	5	2	0	0	0	28		
34	CUMBERLAND, Jarron	g	7-17	3-7	5-7	0	2	2	2	22	2	4	0	1	23		
00	JOHNSON, Logan	g	0-2	0-1	2-2	0	0	0	2	2	0	0	2	0	10		
02	WILLIAMS, Keith	g	1-6	0-2	2-2	1	2	3	1	4	0	1	1	1	13		
05	MOORE, Trevor	g	1-5	0-3	0-0	0	2	2	1	2	0	0	0	1	18		
10	FREDERICKS, Rashawn	g	0-2	0-2	1-2	1	1	2	1	1	0	0	0	0	14		
22	NSOSEME, Eliel	g	0-1	0-0	0-0	2	4	6	2	0	1	1	0	0	14		
Team						7	1	8									
Totals			17-62	6-26	16-21	19	20	39	19	56	12	10	7	4	200		

FG % 1st Half: 4-29 13.8% 2nd half: 13-33 39.4% Game: 17-62 27.4% Deadball Rebounds 5.2
3FG % 1st Half: 2-12 16.7% 2nd half: 4-14 28.6% Game: 6-26 23.1%
FT % 1st Half: 8-10 80.0% 2nd half: 8-11 72.7% Game: 16-21 76.2%

Officials: Terry Oglesby, Keith Kimble, Bill Ek
Technical fouls: Ohio St.-Luther Muhammad; TEAM. Cincinnati-None.
Attendance: 12012

Score by periods	1st	2nd	Total
Ohio St.	27	37	64
Cincinnati	18	38	56

Points	In	Off	2nd	Fast	Bench
OSU	18	8	14	5	9
CIN	18	12	9	8	9

Last FG - OSU 2nd-00:29, CIN 2nd-01:00.
Largest lead - OSU by 16 2nd-15:26, CIN by 3 1st-18:59.

Score tied - 0 times.
Lead changed - 1 time.

GAME 2 • NOV. 13, 2018 NORTH CAROLINA CENTRAL (51) AT --/RV CINCINNATI (73) FIFTH THIRD ARENA (CINCINNATI, OHIO)

N.C. Central 51 • 0-2

#	Player	Total			3-Ptr			Rebounds			PF	TP	A	TO	Blk	Stl	Min
		FG-FGA	FG-FGA	FT-FTA	FG-FGA	FG-FGA	FT-FTA	Off	Def	Tot							
01	Zacary Douglas	f	3-4	0-0	1-2	1	5	6	3	7	1	2	0	0	38		
32	Raasean Davis	c	3-8	0-0	2-4	6	6	12	5	8	0	4	0	0	35		
00	Larry McKnight Jr.	g	1-6	1-3	0-0	1	1	2	0	3	0	0	0	1	18		
04	Jordan Perkins	g	0-5	0-0	0-0	0	0	0	2	0	6	2	0	1	30		
11	Randy Miller Jr.	g	7-13	5-8	2-2	0	0	0	4	21	1	2	0	0	30		
03	Roderick Taylor	g	0-1	0-0	0-0	0	0	0	1	0	0	0	0	0	5		
05	Reggie Gardner Jr.	g	3-7	2-4	0-0	0	2	2	2	8	4	2	1	0	20		
10	Rashawn London	g	0-2	0-1	4-4	0	0	0	1	4	0	2	0	0	18		
20	Julian Walters	g	0-1	0-1	0-0	0	1	1	0	0	0	0	0	1	4		
55	John Guerra	g	0-0	0-0	0-0	0	0	0	0	0	0	0	0	0	1		
Team						2	1	3									
Totals			17-47	8-17	9-12	10	16	26	18	51	12	15	1	4	199		

FG % 1st Half: 7-26 26.9% 2nd half: 10-21 47.6% Game: 17-47 36.2% Deadball Rebounds 2.1
3FG % 1st Half: 3-8 37.5% 2nd half: 5-9 55.6% Game: 8-17 47.1%
FT % 1st Half: 2-4 50.0% 2nd half: 7-8 87.5% Game: 9-12 75.0%

Cincinnati 73 • 1-1

#	Player	Total			3-Ptr			Rebounds			PF	TP	A	TO	Blk	Stl	Min
		FG-FGA	FG-FGA	FT-FTA	FG-FGA	FG-FGA	FT-FTA	Off	Def	Tot							
13	SCOTT, Tre	f	6-6	0-0	0-0	1	2	3	0	12	2	1	1	1	29		
33	BROOKS, Nysier	c	2-4	0-0	1-2	0	7	7	2	5	1	0	2	0	23		
02	WILLIAMS, Keith	g	7-12	1-2	0-1	3	1	4	2	15	3	1	3	2	26		
03	JENIFER, Justin	g	4-5	2-3	0-0	0	0	0	1	10	6	0	0	2	22		
34	CUMBERLAND, Jarron	g	4-9	2-5	0-1	0	2	2	1	10	3	3	1	2	24		
00	JOHNSON, Logan	g	3-6	0-1	2-2	2	2	4	0	8	2	2	0	0	18		
05	MOORE, Trevor	g	1-3	0-1	1-1	0	0	0	2	3	1	0	0	0	16		
10	FREDERICKS, Rashawn	g	1-1	0-0	1-2	0	0	0	1	3	1	1	0	0	11		
15	BROOME, Cane	g	0-3	0-2	0-0	0	0	0	2	0	0	2	0	0	14		
20	DIARRA, Mamoudou	g	1-1	0-0	0-0	0	2	2	1	2	0	0	0	0	4		
22	NSOSEME, Eliel	g	2-3	0-0	1-3	0	4	4	1	5	0	1	1	1	13		
Team						4	1	5									
Totals			31-53	5-14	6-12	10	21	31	13	73	19	13	8	8	200		

FG % 1st Half: 16-31 51.6% 2nd half: 15-22 68.2% Game: 31-53 58.5% Deadball Rebounds 1
3FG % 1st Half: 1-7 14.3% 2nd half: 4-7 57.1% Game: 5-14 35.7%
FT % 1st Half: 1-4 25.0% 2nd half: 5-8 62.5% Game: 6-12 50.0%

Officials: Terry Wymer, Bill Ek, Wil Howard
Technical fouls: N.C. Central-None. Cincinnati-None.
Attendance: 10037

Score by periods	1st	2nd	Total
N.C. Central	19	32	51
Cincinnati	34	39	73

Points	In	Off	2nd	Fast	Bench
NCCU	14	9	6	3	12
CIN	28	19	11	6	21

Last FG - NCCU 2nd-05:24, CIN 2nd-02:46.
Largest lead - NCCU None, CIN by 29 2nd-11:48.

Score tied - 0 times.
Lead changed - 0 times.

GAME 3 • NOV. 16, 2018 MILWAUKEE (63) AT --/RV CINCINNATI (74) FIFTH THIRD ARENA (CINCINNATI, OHIO)

Milwaukee 63 • 0-4

#	Player	Total			3-Ptr			Rebounds			PF	TP	A	TO	Blk	Stl	Min
		FG-FGA	FG-FGA	FT-FTA	FG-FGA	FG-FGA	FT-FTA	Off	Def	Tot							
12	Amir Allen	f	3-4	0-0	0-2	1	3	4	1	6	1	0	0	0	18		
02	Bobby Arthur-William	g	0-5	0-1	2-2	1	1	2	2	2	1	0	0	0	24		
05	Carson Warren-Newso	g	6-10	4-4	2-3	1	5	6	4	18	7	4	0	0	33		
13	Jake Wright	g	1-6	1-6	0-0	0	2	2	2	3	0	0	0	0	26		
20	Darius Roy	g	6-13	1-4	0-0	0	4	4	3	13	1	4	0	2	39		
00	Bryce Barnes	g	1-1	0-0	0-0	0	1	1	0	2	0	1	0	0	5		
01	DeAndre Abram	g	4-11	2-6	0-0	2	1	3	2	10	0	2	0	0	29		
04	Will Sessoms	g	1-1	0-0	0-0	0	0	0	3	2	0	0	0	0	5		
11	Vance Johnson	g	3-4	1-1	0-0	0	1	1	2	7	1	0	0	0	19		
25	Jamar Madge	g	0-0	0-0	0-0	0	0	0	0	0	0	0	0	0	0+		
34	Tyler Behrendt	g	0-1	0-1	0-0	0	0	0	0	0	0	0	0	0	0+		
54	Elijah Goodman	g	0-0	0-0	0-0	0	0	0	0	0	0	0	0	0	0+		
Team						2	0	2									
Totals			25-56	9-23	4-7	7	18	25	19	63	11	11	0	2	198		

FG % 1st Half: 14-27 51.9% 2nd half: 11-29 37.9% Game: 25-56 44.6% Deadball Rebounds 1
3FG % 1st Half: 5-10 50.0% 2nd half: 4-13 30.8% Game: 9-23 39.1%
FT % 1st Half: 0-0 0.0% 2nd half: 4-7 57.1% Game: 4-7 57.1%

Cincinnati 74 • 2-1

#	Player	Total			3-Ptr			Rebounds			PF	TP	A	TO	Blk	Stl	Min
		FG-FGA	FG-FGA	FT-FTA	FG-FGA	FG-FGA	FT-FTA	Off	Def	Tot							
13	SCOTT, Tre	f	6-13	1-3	2-4	2	8	10	1	15	2	1	0	2	38		
33	BROOKS, Nysier	c	5-5	0-0	2-5	4	6	10	0	12	0	1	2	0	29		
02	WILLIAMS, Keith	g	3-7	0-2	6-8	1	1	2	1	12	1	2	0	1	23		
15	BROOME, Cane	g	8-12	1-4	0-0	0	1	1	0	17	4	1	0	3	36		
34	CUMBERLAND, Jarron	g	5-13	2-6	2-2	1	4	5	3	14	1	3	0	0	26		
00	JOHNSON, Logan	g	2-2	0-0	0-0	1	1	2	1	4	6	0	0	1	21		
05	MOORE, Trevor	g	0-1	0-1	0-0	0	0	0	0	1	0	0	0	0	10		
10	FREDERICKS, Rashawn	g	0-4	0-3	0-0	1	1	2	0	0	1	0	1	0	8		
22	NSOSEME, Eliel	g	0-1	0-0	0-1	2	2	4	1	0	0	0	0	0	9		
Team						0	1	1									
Totals			29-58	4-19	12-20	12	25	37	7	74	16	8	3	7	200		

FG % 1st Half: 14-30 46.7% 2nd half: 15-28 53.6% Game: 29-58 50.0% Deadball Re

2018-19 BOX SCORES

GAME 5 • NOV. 23, 2018 • EMERALD COAST CLASSIC SEMIFINALS GEORGE MASON (55) VS CINCINNATI (71) THE ARENA (NICEVILLE, FLA.)

George Mason 55 • 2-4

##	Player	Total		3-Ptr		Rebounds			PF	TP	A	TO	Blk	Stl	Min	
		FG-FGA	FG-FGA	FT-FTA	Off	Def	Tot									
00	Mar,G.	* 1-2	1-2	0-0	0	1	3	3	0	3	0	0	0	0	15	
04	Livingston,O.	* 4-9	1-4	0-1	0	0	0	4	9	5	3	0	4	29		
05	Grayer,J.	* 3-8	2-6	0-0	2	0	2	1	8	1	1	1	0	27		
23	Greene,J.	* 4-8	1-5	2-2	0	1	1	5	11	1	1	0	1	19		
31	Reuter,J.	* 2-8	0-1	2-6	0	0	0	0	6	0	1	1	0	22		
01	Kier,J.	* 3-6	0-1	0-2	0	3	3	3	6	4	4	0	3	34		
10	Hartwell,J.	1-2	1-1	0-0	0	1	1	0	3	0	0	0	0	11		
12	Wilson,A.	1-3	0-1	0-0	1	3	4	1	2	0	0	1	0	13		
20	Boyd,I.	2-3	1-2	0-0	0	1	1	1	5	0	3	0	0	23		
33	Calixte,G.	1-1	0-0	0-0	0	2	2	1	2	1	0	0	0	7		
Team					3	2	5									
Totals		22-50	7-23	4-11	6	14	20	19	55	12	16	3	8	200		
FG % 1st Half:		9-22	40.9%	2nd half:	13-28	46.4%	Game:	22-50	44.0%							Deadball
3FG % 1st Half:		4-11	36.4%	2nd half:	3-12	25.0%	Game:	7-23	30.4%							Rebounds
FT % 1st Half:		1-4	25.0%	2nd half:	3-7	42.9%	Game:	4-11	36.4%							5,1

Cincinnati 71 • 4-1

##	Player	Total		3-Ptr		Rebounds			PF	TP	A	TO	Blk	Stl	Min	
		FG-FGA	FG-FGA	FT-FTA	Off	Def	Tot									
02	WILLIAMS, Keith	* 3-5	0-1	0-0	1	2	3	3	6	0	1	0	2	17		
03	JENIFER, Justin	* 2-6	0-0	0-0	0	1	1	1	4	3	0	0	0	25		
13	SCOTT, Tre	* 7-9	0-0	0-1	2	6	8	2	14	1	1	1	0	37		
33	BROOKS, Nysier	* 1-3	0-0	1-2	2	1	3	4	3	0	1	0	1	20		
34	CUMBERLAND, Jarron	* 2-11	1-2	6-8	0	6	6	1	11	1	3	2	3	31		
00	JOHNSON, Logan	0-0	0-0	0-0	0	1	1	0	0	0	1	0	0	5		
05	MOORE, Trevor	0-0	0-0	0-0	0	1	1	0	0	0	3	0	2	5		
10	FREDERICKS, Rashawn	5-6	1-2	0-0	0	0	0	1	11	0	0	0	0	11		
15	BROOME, Cane	7-13	0-2	7-8	0	1	1	0	21	2	2	0	0	32		
22	NSOSEME, Eliel	0-0	0-0	1-2	0	4	4	2	1	0	1	0	1	15		
32	KOZ, John	0-0	0-0	0-0	0	0	0	0	0	0	0	0	0	2		
Team					5	0	5									
Totals		27-53	2-7	15-21	10	23	33	14	71	7	13	3	9	200		
FG % 1st Half:		12-27	44.4%	2nd half:	15-26	57.7%	Game:	27-53	50.9%							Deadball
3FG % 1st Half:		1-4	25.0%	2nd half:	1-3	33.3%	Game:	2-7	28.6%							Rebounds
FT % 1st Half:		7-10	70.0%	2nd half:	8-11	72.7%	Game:	15-21	71.4%							7,1

Officials: John Higgins, Jeff Anderson, John Gaffney
Technical fouls: George Mason-None. Cincinnati-None.
Attendance: 1250

Score by periods	1st	2nd	Total
George Mason	23	32	55
Cincinnati	32	39	71

Last FG - MASON 2nd-00:40, CIN 2nd-00:03.
Largest lead - MASON None, CIN by 21 2nd-10:51.

Score tied - 0 times.
Lead changed - 0 times.

GAME 6 • NOV. 24, 2018 • EMERALD COAST CLASSIC CHAMPIONSHIP CINCINNATI (71) VS. OLE MISS (57) THE ARENA (NICEVILLE, FLA.)

Cincinnati 71 • 5-1

##	Player	Total		3-Ptr		Rebounds			PF	TP	A	TO	Blk	Stl	Min	
		FG-FGA	FG-FGA	FT-FTA	Off	Def	Tot									
02	WILLIAMS, Keith	* 2-6	2-2	3-6	2	3	5	4	9	0	0	0	0	24		
03	JENIFER, Justin	* 3-6	1-2	0-0	0	1	1	1	7	0	1	0	0	27		
13	SCOTT, Tre	* 3-6	0-0	3-6	2	7	9	3	9	0	1	2	1	33		
33	BROOKS, Nysier	* 1-1	0-0	2-2	1	3	4	3	4	1	0	1	1	22		
34	CUMBERLAND, Jarron	* 5-17	2-8	13-14	1	2	3	1	25	2	0	2	0	33		
00	JOHNSON, Logan	1-3	0-0	1-2	1	1	2	1	3	1	1	0	0	12		
05	MOORE, Trevor	0-0	0-0	0-0	0	0	0	0	0	0	0	0	0	0+		
10	FREDERICKS, Rashawn	1-1	0-0	1-2	0	2	2	1	3	1	2	0	0	15		
15	BROOME, Cane	3-7	1-2	2-3	0	1	1	0	9	4	1	0	2	24		
20	DIARRA, Mamoudou	0-0	0-0	0-0	0	1	1	0	0	0	0	0	0	2		
22	NSOSEME, Eliel	1-3	0-0	0-0	1	1	2	3	2	0	1	0	0	8		
31	MARTIN, Sam	0-0	0-0	0-0	0	0	0	0	0	0	0	0	0	0+		
Team					3	0	3	1								
Totals		20-50	6-14	25-35	11	22	33	18	71	9	7	6	4	200		
FG % 1st Half:		9-22	40.9%	2nd half:	11-28	39.3%	Game:	20-50	40.0%							Deadball
3FG % 1st Half:		3-7	42.9%	2nd half:	3-7	42.9%	Game:	6-14	42.9%							Rebounds
FT % 1st Half:		16-21	76.2%	2nd half:	9-14	64.3%	Game:	25-35	71.4%							10,3

Ole Miss 57 • 3-2

##	Player	Total		3-Ptr		Rebounds			PF	TP	A	TO	Blk	Stl	Min	
		FG-FGA	FG-FGA	FT-FTA	Off	Def	Tot									
02	Shuler,D.	* 9-14	2-5	4-4	1	5	6	0	24	0	1	1	1	33		
03	Davis,T.	* 0-6	0-5	0-0	1	3	4	3	0	2	3	1	0	31		
04	Tyree,B.	* 4-11	0-5	6-6	0	1	1	2	14	1	2	1	0	32		
12	Stevens,B.	* 3-6	0-1	2-3	1	2	3	5	8	0	1	0	1	24		
14	Buffen,K.	* 0-1	0-0	0-0	0	6	6	4	2	0	2	1	0	28		
00	Hinson,B.	1-5	1-5	0-0	0	1	1	4	3	0	1	1	0	14		
01	Naylor,Z.	0-0	0-0	0-0	0	0	0	1	0	0	0	0	0	5		
05	Halums,B.	0-3	0-0	0-0	1	1	1	2	0	0	0	0	0	7		
13	Olejniczak,D.	2-4	0-0	2-2	2	0	2	4	6	0	0	1	1	14		
15	Rodriguez,L.	0-0	0-0	0-0	0	0	0	0	0	0	1	0	0	6		
20	Davis,D.	0-1	0-0	0-0	0	0	0	1	0	0	0	0	0	6		
Team					2	1	3									
Totals		19-51	3-21	16-17	8	19	27	26	57	3	11	6	3	200		
FG % 1st Half:		11-28	39.3%	2nd half:	8-23	34.8%	Game:	19-51	37.3%							Deadball
3FG % 1st Half:		3-10	30.0%	2nd half:	0-11	0.0%	Game:	3-21	14.3%							Rebounds
FT % 1st Half:		8-9	88.9%	2nd half:	8-8	100.0%	Game:	16-17	94.1%							0

Officials: John Higgins, Mike Eades, Pat Adams
Technical fouls: Cincinnati-TEAM. Ole Miss-Davis,T..
Attendance: 1250
Outstanding Performer - Jarron Cumberland (CIN)

Score by periods	1st	2nd	Total
Cincinnati	37	34	71
Ole Miss	33	24	57

Last FG - CIN 2nd-05:08, MISS 2nd-05:29.
Largest lead - CIN by 18 2nd-02:27, MISS by 3 1st-19:18.

Score tied - 3 times.
Lead changed - 1 time.

GAME 7 • NOV. 27, 2018 ARKANSAS-PINE BLUFF (49) AT CINCINNATI (105) FIFTH THIRD ARENA (CINCINNATI, OHIO)

Ark.-Pine Bluff 49 • 2-5

##	Player	Total		3-Ptr		Rebounds			PF	TP	A	TO	Blk	Stl	Min	
		FG-FGA	FG-FGA	FT-FTA	Off	Def	Tot									
12	Terrance Banyard	f 2-5	0-1	4-4	2	1	3	2	8	1	1	0	1	23		
21	Shawn Doss	f 2-9	0-3	2-4	2	3	5	2	6	0	7	0	2	22		
13	Trevor Banks	c 2-5	0-0	4-5	3	0	3	3	8	1	0	0	1	18		
01	Charles Jackson	g 2-6	2-6	0-0	0	2	2	1	6	1	4	0	1	18		
23	Martaveous Mcknight	g 2-11	0-5	3-4	0	4	4	0	7	1	4	0	1	28		
00	Dwayne Whitfield	0-1	0-0	0-0	0	0	0	0	0	0	0	0	0	4		
04	Jordan Mcnair	0-0	0-0	0-0	0	0	0	0	0	0	0	0	0	2		
05	Anthony Davis Jr	0-2	0-1	0-0	0	1	1	1	0	2	0	0	0	13		
10	Quamauri Hardy	0-0	0-0	0-0	1	1	2	1	0	3	1	0	0	6		
14	Marcus Wallace	2-3	0-1	0-0	0	0	0	2	4	1	1	0	0	9		
25	Christian Robertson	0-2	0-0	0-0	0	0	0	2	0	0	3	0	0	10		
30	Cameron Posey	3-4	2-3	0-0	0	2	2	1	8	2	6	0	0	21		
34	Chris Smith	1-1	0-0	0-0	1	2	3	4	2	0	0	0	0	11		
40	J'Breun Sprinkle	0-1	0-1	0-0	0	0	0	0	0	1	0	0	1	2		
Team					4	0	4									
Totals		16-50	4-21	13-17	13	16	29	19	49	11	31	0	7	200		
FG % 1st Half:		6-20	30.0%	2nd half:	10-30	33.3%	Game:	16-50	32.0%							Deadball
3FG % 1st Half:		1-10	10.0%	2nd half:	3-11	27.3%	Game:	4-21	19.0%							Rebounds
FT % 1st Half:		9-11	81.8%	2nd half:	4-6	66.7%	Game:	13-17	76.5%							2,1

Cincinnati 105 • 6-1

##	Player	Total		3-Ptr		Rebounds			PF	TP	A	TO	Blk	Stl	Min
		FG-FGA	FG-FGA	FT-FTA	Off	Def	Tot								
13	SCOTT, Tre	f 4-7	0-0	3-4	2	5	7	3	11	1	4	0	1	16	
33	BROOKS, Nysier	c 2-3	0-0	2-4	1	2	3	3	6	0	1	0	0	16	
02	WILLIAMS, Keith	g 6-9	0-1	0-0	1	1	2	0	12	2	1	0	1	26	
03	JENIFER, Justin	g 4-6	3-5	2-2	0	1	1	2	13	2	0	0	1	16	
34	CUMBERLAND, Jarron	g 4-6	2-3	0-0	0	2	2	0	10	6	2	0	1	14	
00	JOHNSON, Logan														

2018-19 BOX SCORES

GAME 9 • DEC. 4, 2018 NKU (65) AT --/RV CINCINNATI (78) FIFTH THIRD ARENA (CINCINNATI, OHIO)

Northern Ky. 65 • 8-2

##	Player	Total		3-Ptr		Rebounds			PF	TP	A	TO	Blk	Stl	Min
		FG-FGA	FG-FGA	FT-FTA	Off	Def	Tot								
32	Dantez Walton	f	2-11	2-7	2-2	3	2	5	5	8	2	2	0	1	22
34	Drew McDonald	f	3-15	2-4	0-0	1	7	8	3	8	2	4	0	0	36
05	Zaynah Robinson	g	3-5	2-3	0-0	1	1	2	2	8	2	0	0	1	28
12	Trevon Faulkner	g	3-3	0-0	1-1	2	0	2	3	7	0	0	1	0	16
15	Tyler Sharpe	g	6-9	4-7	0-0	2	2	4	1	16	1	2	0	0	30
00	Silas Adheke	0-0	0-0	0-0	0	0	0	0	3	0	0	0	0	1	6
02	Paul Djoko	0-0	0-0	0-0	0	0	0	0	0	0	2	2	0	0	12
11	Jalen Tate	5-13	1-4	2-6	2	1	3	3	13	3	2	0	2	29	
33	Chris Vogt	2-4	0-0	1-6	1	1	2	2	5	1	1	0	0	21	
Team					4	1	5								
Totals			24-60	11-25	6-15	16	15	31	22	65	11	13	3	5	200
FG % 1st Half: 11-30 36.7%		2nd half: 13-30 43.3%		Game: 24-60 40.0%										Deadball Rebounds 5,1	
3FG % 1st Half: 4-12 33.3%		2nd half: 7-13 53.8%		Game: 11-25 44.0%											
FT % 1st Half: 2-5 40.0%		2nd half: 4-10 40.0%		Game: 6-15 40.0%											

Cincinnati 78 • 8-1

##	Player	Total		3-Ptr		Rebounds			PF	TP	A	TO	Blk	Stl	Min
		FG-FGA	FG-FGA	FT-FTA	Off	Def	Tot								
13	SCOTT, Tre	f	5-8	0-0	12-13	3	7	10	0	22	3	1	1	0	28
33	BROOKS, Nysier	c	4-5	0-0	2-2	1	1	2	3	10	0	1	3	0	18
02	WILLIAMS, Keith	g	3-9	0-3	4-8	2	2	4	3	10	0	2	1	1	23
03	JENIFER, Justin	g	3-3	2-2	2-2	0	3	3	0	10	3	0	0	0	20
34	CUMBERLAND, Jarron	g	4-9	2-4	2-4	0	1	1	1	12	5	3	0	0	30
00	JOHNSON, Logan	1-3	0-1	0-0	0	2	2	2	2	2	0	0	0	1	12
05	MOORE, Trevor	0-1	0-1	0-0	0	2	2	1	0	1	0	1	0	0	12
10	FREDERICKS, Rashawn	1-2	0-1	0-0	1	1	2	1	2	0	2	0	1	1	12
15	BROOME, Cane	1-8	0-1	2-2	2	1	3	1	4	1	0	0	2	2	22
22	NSOSEME, Eliel	2-4	0-0	2-2	4	4	8	0	6	0	0	0	1	1	22
31	MARTIN, Sam	0-0	0-0	0-0	0	0	0	0	0	0	0	0	0	0	1
Team					2	0	2								
Totals			24-52	4-13	26-33	15	24	39	12	78	15	11	5	6	200
FG % 1st Half: 13-31 41.9%		2nd half: 11-21 52.4%		Game: 24-52 46.2%										Deadball Rebounds 4	
3FG % 1st Half: 3-8 37.5%		2nd half: 1-5 20.0%		Game: 4-13 30.8%											
FT % 1st Half: 16-18 88.9%		2nd half: 10-15 66.7%		Game: 26-33 78.8%											

Officials: Isaac Barnett, Marques Pettigrew, Joe Lindsay
 Technical fouls: Northern Ky.-TEAM, Cincinnati-None.
 Attendance: 11218

Score by periods	1st	2nd	Total
Northern Ky.	28	37	65
Cincinnati	45	33	78

Last FG - NKU 2nd-00:19, CIN 2nd-01:21.
 Largest lead - NKU by 3 1st-18:43, CIN by 20 1st-02:54.

Score tied - 2 times.
 Lead changed - 3 times.

GAME 10 • DEC. 8, 2018 • SKYLINE CHILI CROSSTOWN SHOOTOUT XAVIER (47) AT --/RV CINCINNATI (62) FIFTH THIRD ARENA (CINCINNATI, OHIO)

Xavier 47 • 6-4

##	Player	Total		3-Ptr		Rebounds			PF	TP	A	TO	Blk	Stl	Min
		FG-FGA	FG-FGA	FT-FTA	Off	Def	Tot								
00	Tyrique Jones	f	1-3	0-0	0-0	3	4	7	1	2	0	0	0	1	26
13	Naji Marshall	f	2-13	1-8	3-4	1	6	7	1	8	1	2	1	0	38
01	Paul Scruggs	g	4-8	1-2	2-2	3	2	5	3	11	0	3	1	1	31
02	Kyle Castlin	g	0-5	0-3	0-1	0	2	2	0	0	1	0	0	0	27
03	Quentin Goodin	g	5-12	1-7	1-2	0	2	2	5	12	5	3	0	1	37
11	Keonte Kennedy	0-1	0-1	0-0	0	0	0	2	0	1	1	0	0	0	12
32	Ryan Welage	3-5	2-4	0-0	0	1	1	2	8	0	0	0	0	0	15
35	Zach Hankins	3-4	0-0	0-0	0	3	3	0	6	0	1	0	0	0	14
Team					0	3	3								
Totals			18-51	5-25	6-9	7	23	30	14	47	8	12	2	3	200
FG % 1st Half: 7-25 28.0%		2nd half: 11-26 42.3%		Game: 18-51 35.3%										Deadball Rebounds 3,2	
3FG % 1st Half: 3-15 20.0%		2nd half: 2-10 20.0%		Game: 5-25 20.0%											
FT % 1st Half: 5-6 83.3%		2nd half: 1-3 33.3%		Game: 6-9 66.7%											

Cincinnati 62 • 9-1

##	Player	Total		3-Ptr		Rebounds			PF	TP	A	TO	Blk	Stl	Min
		FG-FGA	FG-FGA	FT-FTA	Off	Def	Tot								
13	SCOTT, Tre	f	5-11	0-0	0-0	2	8	10	2	10	0	0	1	1	34
33	BROOKS, Nysier	c	2-4	0-0	0-2	3	1	4	3	4	0	0	0	0	22
02	WILLIAMS, Keith	g	7-14	0-3	2-2	1	3	4	1	16	0	1	2	0	31
03	JENIFER, Justin	g	1-5	1-4	4-4	0	0	0	1	7	9	1	0	0	29
34	CUMBERLAND, Jarron	g	7-15	3-6	2-3	2	2	4	3	19	4	1	1	2	36
00	JOHNSON, Logan	0-0	0-0	0-0	0	0	0	1	0	0	0	0	0	0	1
05	MOORE, Trevor	1-1	1-1	0-0	0	1	1	1	3	0	0	0	0	1	7
10	FREDERICKS, Rashawn	0-2	0-0	0-0	0	0	0	1	0	0	0	0	0	0	6
15	BROOME, Cane	1-5	0-4	1-2	0	3	3	1	3	3	2	0	0	0	17
22	NSOSEME, Eliel	0-2	0-0	0-0	4	3	7	0	0	0	0	0	0	0	16
31	MARTIN, Sam	0-0	0-0	0-0	0	0	0	0	0	0	0	0	0	0	1
Team					0	3	3								
Totals			24-59	5-18	9-13	12	24	36	14	62	16	5	4	4	200
FG % 1st Half: 12-33 36.4%		2nd half: 12-26 46.2%		Game: 24-59 40.7%										Deadball Rebounds 2,2	
3FG % 1st Half: 3-9 33.3%		2nd half: 2-9 22.2%		Game: 5-18 27.8%											
FT % 1st Half: 1-2 50.0%		2nd half: 8-11 72.7%		Game: 9-13 69.2%											

Officials: Lee Cassell, Pat Adams, Don Dailey
 Technical fouls: Xavier-TEAM, Cincinnati-None.
 Attendance: 12513

Score by periods	1st	2nd	Total
Xavier	22	25	47
Cincinnati	28	34	62

Last FG - XU 2nd-01:06, CIN 2nd-03:18.
 Largest lead - XU by 4 1st-09:12, CIN by 20 2nd-04:40.

Points	In Paint	Off T/O	2nd Chance	Fast Break	Bench
XU	22	2	6	4	14
CIN	28	17	12	6	6

Score tied - 2 times.
 Lead changed - 9 times.

GAME 11 • DEC. 15, 2018 RV/RV CINCINNATI AT 18/17 MISSISSIPPI STATE HUMPHREY COLISEUM (STARKVILLE, MISS.)

GAME 12 • DEC. 19, 2018 UCLA AT CINCINNATI FIFTH THIRD ARENA (CINCINNATI, OHIO)



2018-19 Cincinnati Basketball
 Cincinnati Combined Team Statistics (as of Dec 08, 2018)
All games



RECORD:	OVERALL	HOME	AWAY	NEUTRAL
ALL GAMES	9-1	6-1	1-0	2-0
CONFERENCE	0-0	0-0	0-0	0-0
NON-CONFERENCE	9-1	6-1	1-0	2-0

#	Player	gp-gs	min	avg	Total		3-Point		F-Throw		Rebounds				pf	dq	a	to	blk	stl	pts	avg
					fg-fga	fg%	3fg-fga	3fg%	ft-fa	ft%	off	def	tot	avg								
34	CUMBERLAND, Jarron	10-10	274	27.4	50-121	.413	22-50	.440	31-40	.775	4	23	27	2.7	19	1	32	22	6	13	153	15.3
13	SCOTT, Tre	10-10	305	30.5	42-78	.538	2-6	.333	23-32	.719	17	51	68	6.8	21	1	13	14	8	8	109	10.9
02	WILLIAMS, Keith	10-9	233	23.3	41-84	.488	5-18	.278	20-31	.645	19	21	40	4.0	18	0	6	14	8	12	107	10.7
15	BROOME, Cane	10-2	239	23.9	37-84	.440	5-26	.192	19-24	.792	5	13	18	1.8	9	0	23	14	0	9	98	9.8
33	BROOKS, Nysier	10-10	219	21.9	28-46	.609	0-0	.000	19-30	.633	18	35	53	5.3	31	1	3	8	14	4	75	7.5
03	JENIFER, Justin	9-9	212	23.6	21-48	.438	11-24	.458	10-12	.833	0	10	10	1.1	13	0	39	5	0	5	63	7.0
10	FREDERICKS, Rasha	10-0	118	11.8	14-32	.438	3-12	.250	5-8	.625	7	9	16	1.6	9	0	5	9	3	2	36	3.6
20	DIARRA, Mamoudou	4-0	32	8.0	5-9	.556	1-1	1.000	2-4	.500	2	9	11	2.8	5	0	1	0	1	1	13	3.3
00	JOHNSON, Logan	10-0	117	11.7	12-23	.522	2-6	.333	6-8	.750	4	10	14	1.4	11	0	13	8	4	8	32	3.2
22	NSOSEME, Eliel	10-0	133	13.3	9-20	.450	0-0	.000	6-13	.462	18	32	50	5.0	13	0	1	6	5	3	24	2.4
05	MOORE, Trevor	9-0	107	11.9	6-17	.353	3-12	.250	3-3	1.000	2	11	13	1.4	8	0	9	4	1	7	18	2.0
31	MARTIN, Sam	3-0	7	2.3	2-2	1.000	0-0	.000	1-1	1.000	0	0	0	0.0	0	0	1	0	0	0	5	1.7
32	KOZ, John	2-0	4	2.0	0-0	.000	0-0	.000	0-0	.000	0	1	1	0.5	0	0	0	1	0	0	0	0.0
Team											23	8	31		1		4					
Total.....		10	2000		267-564	.473	54-155	.348	145-206	.704	119	233	352	35.2	158	3	146	109	50	72	733	73.3
Opponents.....		10	1995		194-508	.382	68-219	.311	108-170	.635	97	188	285	28.5	194	-	91	153	26	44	564	56.4

TEAM STATISTICS	CIN	OPP	Date	Opponent	Score	Att.
SCORING	733	564	11/07/18	OHIO ST.	L 56-64	12012
Points per game	73.3	56.4	11/13/18	N.C. CENTRAL	w 73-51	10037
Scoring margin	+16.9	-	11/16/18	MILWAUKEE	w 74-63	10163
FIELD GOALS-ATT	267-564	194-508	11/19/18	WESTERN MICH.	w 78-52	8998
Field goal pct	.473	.382	11/23/18	vs George Mason	w 71-55	1250
3 POINT FG-ATT	54-155	68-219	11/24/18	vs Ole Miss	w 71-57	1250
3-point FG pct	.348	.311	11/27/18	ARK.-PINE BLUFF	w 105-49	8513
3-pt FG made per game	5.4	6.8	12/01/18	at UNLV	w 65-61	9572
FREE THROWS-ATT	145-206	108-170	12/04/18	NORTHERN KY.	w 78-65	11218
Free throw pct	.704	.635	12/08/18	XAVIER	w 62-47	12513
F-Throws made per game	14.5	10.8				
REBOUNDS	352	285				
Rebounds per game	35.2	28.5				
Rebounding margin	+6.7	-				
ASSISTS	146	91				
Assists per game	14.6	9.1				
TURNOVERS	109	153				
Turnovers per game	10.9	15.3				
Turnover margin	+4.4	-				
Assist/turnover ratio	1.3	0.6				
STEALS	72	44				
Steals per game	7.2	4.4				
BLOCKS	50	26				
Blocks per game	5.0	2.6				
ATTENDANCE	73454	12072				
Home games-Avg/Game	7-10493	1-9572				
Neutral site-Avg/Game	-	2-1250				

* = Conference game

Score by Periods	1st	2nd	Totals
Cincinnati	362	371	733
Opponents	260	304	564



2018-19 Cincinnati Basketball
Cincinnati Team Game-by-Game Comparison (as of Dec 08, 2018)
All games



Opponent	1st	2nd	Score	Mar	Total FG	FG Pct	3-Pointers	3FG Pct	Free Throws	FT Pct	Rebounds	Assist	T/Over	Block	Steal	Fouls
OHIO ST.	18/27	38/37	56-64	(8)	17-62/20-47	.274/.426	6-26/8-20	.231/.400	16-21/16-22	.762/.727	39/33 +6	12/7	10/13	7/5	4/2	19/22
N.C. CENTRAL	34/19	39/32	73-51	+22	31-53/17-47	.585/.362	5-14/8-17	.357/.471	6-12/9-12	.500/.750	31/26 +5	19/12	13/15	8/1	8/4	13/18
MILWAUKEE	33/33	41/30	74-63	+11	29-58/25-56	.500/.446	4-19/9-23	.211/.391	12-20/4-7	.600/.571	37/25 +12	16/11	8/11	3/0	7/2	7/19
WESTERN MICH.	43/29	35/23	78-52	+26	30-64/15-45	.469/.333	5-13/6-20	.385/.300	13-17/16-31	.765/.516	42/27 +15	19/8	11/17	4/2	10/4	21/18
George Mason	32/23	39/32	71-55	+16	27-53/22-50	.509/.440	2-7/7-23	.286/.304	15-21/4-11	.714/.364	33/20 +13	7/12	13/16	3/3	9/8	14/19
Ole Miss	37/33	34/24	71-57	+14	20-50/19-51	.400/.373	6-14/3-21	.429/.143	25-35/16-17	.714/.941	33/27 +6	9/3	7/11	6/6	4/3	18/26
ARK.-PINE BLUFF	59/22	46/27	105-49	+56	41-64/16-50	.641/.320	11-19/4-21	.579/.190	12-18/13-17	.667/.765	31/29 +2	19/11	14/31	6/0	13/7	17/19
UNLV	33/24	32/37	65-61	+4	24-49/18-51	.490/.353	6-12/7-24	.500/.292	11-16/18-29	.688/.621	31/37 (6)	14/8	17/14	4/4	7/6	23/17
NORTHERN KY.	45/28	33/37	78-65	+13	24-52/24-60	.462/.400	4-13/11-25	.308/.440	26-33/6-15	.788/.400	39/31 +8	15/11	11/13	5/3	6/5	12/22
XAVIER	28/22	34/25	62-47	+15	24-59/18-51	.407/.353	5-18/5-25	.278/.200	9-13/6-9	.692/.667	36/30 +6	16/8	5/12	4/2	4/3	14/14

Note: Game totals are displayed in the format TEAM/OPPONENT for each category



2018-19 Cincinnati Basketball
Cincinnati Game-by-Game Highs (as of Dec 08, 2018)
All games



Opponent	Date	Score	Points	Rebounds	Assists	Steals	Blocked shots
OHIO ST.	11/07/18	56-64	22-CUMBERLAND, Ja	6-BROOKS, Nysier NSOSEME, Eliel SCOTT, Tre	5-JENIFER, Justin	1-JENIFER, Justin WILLIAMS, Keith CUMBERLAND, Jar MOORE, Trevor	2-BROOKS, Nysier SCOTT, Tre JOHNSON, Logan
N.C. CENTRAL	11/13/18	73-51	15-WILLIAMS, Keith	7-BROOKS, Nysier	6-JENIFER, Justin	2-JENIFER, Justin CUMBERLAND, Jar WILLIAMS, Keith	3-WILLIAMS, Keith
MILWAUKEE	11/16/18	74-63	17-BROOME, Cane	10-BROOKS, Nysier SCOTT, Tre	6-JOHNSON, Logan	3-BROOME, Cane	2-BROOKS, Nysier
WESTERN MICH. vs George Mason	11/19/18	78-52	27-CUMBERLAND, Ja	10-BROOKS, Nysier	6-CUMBERLAND, Ja	4-WILLIAMS, Keith	2-BROOKS, Nysier
vs Ole Miss	11/23/18	71-55	21-BROOME, Cane	8-SCOTT, Tre	3-JENIFER, Justin	3-CUMBERLAND, Ja	2-CUMBERLAND, Ja
	11/24/18	71-57	25-CUMBERLAND, Ja	9-SCOTT, Tre	4-BROOME, Cane	2-BROOME, Cane	2-CUMBERLAND, Ja SCOTT, Tre
ARK.-PINE BLUFF at UNLV	11/27/18	105-49	13-JENIFER, Justin	7-SCOTT, Tre	6-CUMBERLAND, Ja	4-JOHNSON, Logan	2-FREDERICKS, Ras
	12/01/18	65-61	15-WILLIAMS, Keith	8-NSOSEME, Eliel WILLIAMS, Keith	6-JENIFER, Justin	2-BROOKS, Nysier CUMBERLAND, Jar	2-BROOKS, Nysier NSOSEME, Eliel
NORTHERN KY. XAVIER	12/04/18	78-65	22-SCOTT, Tre	10-SCOTT, Tre	5-CUMBERLAND, Ja	2-BROOME, Cane	3-BROOKS, Nysier
	12/08/18	62-47	19-CUMBERLAND, Ja	10-SCOTT, Tre	9-JENIFER, Justin	2-CUMBERLAND, Ja	2-WILLIAMS, Keith



2018-19 Cincinnati Basketball
Cincinnati Points-Rebounds-Assists (as of Dec 08, 2018)
All games



Opponent	Date	Score		00	02	03	05	10	13	15
				JOHNSON,LO	WILLIAMS,K	JENIFER,JU	MOORE,TREV	FREDERICKS	SCOTT,TRE	BROOME,CAN
OHIO ST.	11/07/18	56-64	L	2-0-0	4-3-0	5-2-5	2-2-0	1-2-0	8-6-2	5-2-2
N.C. CENTRAL	11/13/18	73-51	w	8-4-2	15-4-3	10-0-6	3-0-1	3-0-1	12-3-2	0-0-0
MILWAUKEE	11/16/18	74-63	w	4-2-6	12-2-1	DNP	0-0-1	0-2-1	15-10-2	17-1-4
WESTERN MICH.	11/19/18	78-52	w	0-0-0	8-5-0	0-1-5	2-2-1	4-4-0	4-3-2	14-5-3
vs George Mason	11/23/18	71-55	w	0-1-0	6-3-0	4-1-3	0-1-0	11-0-0	14-8-1	21-1-2
vs Ole Miss	11/24/18	71-57	w	3-2-1	9-5-0	7-1-0	DNP	3-2-1	9-9-0	9-1-4
ARK.-PINE BLUFF	11/27/18	105-49	w	8-3-2	12-2-2	13-1-2	5-2-4	10-3-1	11-7-1	11-1-0
at UNLV	12/01/18	65-61	w	5-0-0	15-8-0	7-1-6	3-3-1	2-1-1	4-2-0	14-1-4
NORTHERN KY.	12/04/18	78-65	w	2-2-2	10-4-0	10-3-3	0-2-1	2-2-0	22-10-3	4-3-1
XAVIER	12/08/18	62-47	w	0-0-0	16-4-0	7-0-9	3-1-0	0-0-0	10-10-0	3-3-3

Opponent	Date	Score		20	22	31	32	33	34
				DIARRA,MAM	NSOSEME,EL	MARTIN,SAM	KOZ,JOHN	BROOKS,NYS	CUMBERLAND
OHIO ST.	11/07/18	56-64	L	DNP	0-6-1	DNP	DNP	7-6-0	22-2-2
N.C. CENTRAL	11/13/18	73-51	w	2-2-0	5-4-0	DNP	DNP	5-7-1	10-2-3
MILWAUKEE	11/16/18	74-63	w	DNP	0-4-0	DNP	DNP	12-10-0	14-5-1
WESTERN MICH.	11/19/18	78-52	w	2-6-1	2-4-0	DNP	DNP	15-10-1	27-0-6
vs George Mason	11/23/18	71-55	w	DNP	1-4-0	DNP	0-0-0	3-3-0	11-6-1
vs Ole Miss	11/24/18	71-57	w	0-1-0	2-2-0	DNP	DNP	4-4-1	25-3-2
ARK.-PINE BLUFF	11/27/18	105-49	w	9-2-0	5-3-0	5-0-1	0-1-0	6-3-0	10-2-6
at UNLV	12/01/18	65-61	w	DNP	3-8-0	DNP	DNP	9-4-0	3-2-2
NORTHERN KY.	12/04/18	78-65	w	DNP	6-8-0	0-0-0	DNP	10-2-0	12-1-5
XAVIER	12/08/18	62-47	w	DNP	0-7-0	0-0-0	DNP	4-4-0	19-4-4



2018-19 Cincinnati Basketball
Cincinnati Season/Career Statistics (as of Dec 08, 2018)
All games



SEASON STATISTICS

CAREER STATISTICS

SUMMARY	gp-gs	min/g	fg%	3fg%	ft%	r/g	a/g	stl	blk	pts/g	gp-gs	min/g	fg%	3fg%	ft%	r/g	a/g	stl	blk	pts/g
CUMBERLAND, Jarron	10-10	27.4	.413	.440	.775	2.7	3.2	13	6	15.3	81-46	24.5	.436	.359	.682	3.1	2.3	84	28	10.6
SCOTT, Tre	10-10	30.5	.538	.333	.719	6.8	1.3	8	8	10.9	81-10	13.7	.529	.300	.604	3.5	0.8	40	30	4.0
WILLIAMS, Keith	10-9	23.3	.488	.278	.645	4.0	0.6	12	8	10.7	43-9	13.0	.431	.200	.587	1.9	0.5	27	13	4.8
BROOME, Cane	10-2	23.9	.440	.192	.792	1.8	2.3	9	0	9.8	44-5	21.3	.457	.343	.730	1.6	2.7	40	2	8.3
BROOKS, Nysier	10-10	21.9	.609	.000	.633	5.3	0.3	4	14	7.5	78-12	10.7	.534	.000	.586	2.4	0.2	20	56	3.2
JENIFER, Justin	9-9	23.6	.438	.458	.833	1.1	4.3	5	0	7.0	107-42	14.9	.387	.372	.728	0.9	2.2	52	0	3.7
FREDERICKS, Rashaw	10-0	11.8	.438	.250	.625	1.6	0.5	2	3	3.6	10-0	11.8	.438	.250	.625	1.6	0.5	2	3	3.6
DIARRA, Mamoudou	4-0	8.0	.556	1.000	.500	2.8	0.3	1	1	3.3	11-0	7.1	.414	.667	.700	2.2	0.3	2	6	3.0
JOHNSON, Logan	10-0	11.7	.522	.333	.750	1.4	1.3	8	4	3.2	10-0	11.7	.522	.333	.750	1.4	1.3	8	4	3.2
NSOSEME, Eliel	10-0	13.3	.450	.000	.462	5.0	0.1	3	5	2.4	39-0	7.7	.488	.000	.303	2.5	0.2	6	16	1.3
MOORE, Trevor	9-0	11.9	.353	.250	1.000	1.4	1.0	7	1	2.0	44-0	11.9	.336	.309	.703	1.7	0.5	25	3	3.1
MARTIN, Sam	3-0	2.3	1.000	.000	1.000	0.0	0.3	0	0	1.7	13-0	2.0	.286	.000	1.000	0.1	0.2	0	0	0.5
KOZ, John	2-0	2.0	.000	.000	.000	0.5	0.0	0	0	0.0	16-0	1.5	.333	.000	.000	0.3	0.2	0	0	0.1

SCORING	fg-fga	fg%	3fg-fga	3fg%	ft-fta	ft%	pts	pts/g	fg-fga	fg%	3fg-fga	3fg%	ft-fta	ft%	pts	pts/g
CUMBERLAND, Jarron	50-121	.413	22-50	.440	31-40	.775	153	15.3	287-659	.436	120-334	.359	165-242	.682	859	10.6
SCOTT, Tre	42-78	.538	2-6	.333	23-32	.719	109	10.9	128-242	.529	3-10	.300	67-111	.604	326	4.0
WILLIAMS, Keith	41-84	.488	5-18	.278	20-31	.645	107	10.7	81-188	.431	9-45	.200	37-63	.587	208	4.8
BROOME, Cane	37-84	.440	5-26	.192	19-24	.792	98	9.8	132-289	.457	37-108	.343	65-89	.730	366	8.3
BROOKS, Nysier	28-46	.609	0-0	.000	19-30	.633	75	7.5	94-176	.534	0-0	.000	58-99	.586	246	3.2
JENIFER, Justin	21-48	.438	11-24	.458	10-12	.833	63	7.0	129-333	.387	68-183	.372	75-103	.728	401	3.7
FREDERICKS, Rashaw	14-32	.438	3-12	.250	5-8	.625	36	3.6	14-32	.438	3-12	.250	5-8	.625	36	3.6
DIARRA, Mamoudou	5-9	.556	1-1	1.000	2-4	.500	13	3.3	12-29	.414	2-3	.667	7-10	.700	33	3.0
JOHNSON, Logan	12-23	.522	2-6	.333	6-8	.750	32	3.2	12-23	.522	2-6	.333	6-8	.750	32	3.2
NSOSEME, Eliel	9-20	.450	0-0	.000	6-13	.462	24	2.4	20-41	.488	0-0	.000	10-33	.303	50	1.3
MOORE, Trevor	6-17	.353	3-12	.250	3-3	1.000	18	2.0	41-122	.336	29-94	.309	26-37	.703	137	3.1
MARTIN, Sam	2-2	1.000	0-0	.000	1-1	1.000	5	1.7	2-7	.286	0-2	.000	3-3	1.000	7	0.5
KOZ, John	0-0	.000	0-0	.000	0-0	.000	0	0.0	1-3	.333	0-2	.000	0-0	.000	2	0.1

TOTALS	o-reb	d-reb	t-reb	pf	fo	ast	to	a/to	o-reb	d-reb	t-reb	pf	fo	ast	to	a/to
CUMBERLAND, Jarron	4	23	27	19	1	32	22	1.5	85	169	254	158	2	187	121	1.5
SCOTT, Tre	17	51	68	21	1	13	14	0.9	91	193	284	84	1	65	52	1.3
WILLIAMS, Keith	19	21	40	18	0	6	14	0.4	34	46	80	41	0	20	41	0.5
BROOME, Cane	5	13	18	9	0	23	14	1.6	21	49	70	53	0	118	65	1.8
BROOKS, Nysier	18	35	53	31	1	3	8	0.4	70	117	187	140	2	13	49	0.3
JENIFER, Justin	0	10	10	13	0	39	5	7.8	18	82	100	106	0	232	62	3.7
FREDERICKS, Rashaw	7	9	16	9	0	5	9	0.6	7	9	16	9	0	5	9	0.6
DIARRA, Mamoudou	2	9	11	5	0	1	0	0.0	7	17	24	8	0	3	4	0.8
JOHNSON, Logan	4	10	14	11	0	13	8	1.6	4	10	14	11	0	13	8	1.6
NSOSEME, Eliel	18	32	50	13	0	1	6	0.2	38	61	99	36	0	6	17	0.4
MOORE, Trevor	2	11	13	8	0	9	4	2.3	16	58	74	48	0	23	19	1.2
MARTIN, Sam	0	0	0	0	0	1	0	0.0	0	1	1	5	0	3	2	1.5
KOZ, John	0	1	1	0	0	0	1	0.0	1	4	5	0	0	3	2	1.5



2018-19 Cincinnati Basketball
 Cincinnati Player High/Low Analysis (as of Dec 08, 2018)
All games



Cincinnati - INDIVIDUAL GAME HIGHS

Points	27		CUMBERLAND, Jarron vs Western Mich. (11/19/18)
	25		CUMBERLAND, Jarron vs Ole Miss (11/24/18)
	22		SCOTT, Tre vs Northern Ky. (12/04/18)
	22		CUMBERLAND, Jarron vs Ohio St. (11/07/18)
	21		BROOME, Cane vs George Mason (11/23/18)
Field Goals Made	11		CUMBERLAND, Jarron vs Western Mich. (11/19/18)
	8		BROOME, Cane vs Milwaukee (11/16/18)
Field Goal Att.	19		CUMBERLAND, Jarron vs Western Mich. (11/19/18)
	17		CUMBERLAND, Jarron vs Ole Miss (11/24/18)
	17		CUMBERLAND, Jarron vs Ohio St. (11/07/18)
FG Pct (min 5 made)	1.000	(6-6)	SCOTT, Tre vs N.C. Central (11/13/18)
	1.000	(5-5)	BROOKS, Nysier vs Milwaukee (11/16/18)
3-Point FG Made	4		CUMBERLAND, Jarron vs Western Mich. (11/19/18)
	3		CUMBERLAND, Jarron vs Xavier (12/08/18)
	3		JENIFER, Justin vs Ark.-Pine Bluff (11/27/18)
	3		CUMBERLAND, Jarron vs Ohio St. (11/07/18)
3-Point FG Att.	8		CUMBERLAND, Jarron vs Ole Miss (11/24/18)
	7		CUMBERLAND, Jarron vs Western Mich. (11/19/18)
	7		CUMBERLAND, Jarron vs Ohio St. (11/07/18)
3-Pt FG Pct (min 2 made)	1.000	(2-2)	JENIFER, Justin vs Northern Ky. (12/04/18)
	1.000	(2-2)	WILLIAMS, Keith at UNLV (12/01/18)
	1.000	(2-2)	FREDERICKS, Rashawn vs Ark.-Pine Bluff (11/27/18)
	1.000	(2-2)	WILLIAMS, Keith vs Ole Miss (11/24/18)
Free Throws Made	13		CUMBERLAND, Jarron vs Ole Miss (11/24/18)
	12		SCOTT, Tre vs Northern Ky. (12/04/18)
Free Throw Att.	14		CUMBERLAND, Jarron vs Ole Miss (11/24/18)
	13		SCOTT, Tre vs Northern Ky. (12/04/18)
FT Pct (min 3 made)	1.000	(5-5)	BROOKS, Nysier vs Western Mich. (11/19/18)
	1.000	(4-4)	JENIFER, Justin vs Xavier (12/08/18)
	1.000	(3-3)	BROOME, Cane vs Western Mich. (11/19/18)
Rebounds	10		SCOTT, Tre vs Xavier (12/08/18)
	10		SCOTT, Tre vs Northern Ky. (12/04/18)
	10		BROOKS, Nysier vs Western Mich. (11/19/18)
	10		SCOTT, Tre vs Milwaukee (11/16/18)
	10		BROOKS, Nysier vs Milwaukee (11/16/18)
Assists	9		JENIFER, Justin vs Xavier (12/08/18)
	6		JENIFER, Justin at UNLV (12/01/18)
	6		CUMBERLAND, Jarron vs Ark.-Pine Bluff (11/27/18)
	6		CUMBERLAND, Jarron vs Western Mich. (11/19/18)
	6		JOHNSON, Logan vs Milwaukee (11/16/18)
	6		JENIFER, Justin vs N.C. Central (11/13/18)
Steals	4		JOHNSON, Logan vs Ark.-Pine Bluff (11/27/18)
	4		WILLIAMS, Keith vs Western Mich. (11/19/18)
Blocked Shots	3		BROOKS, Nysier vs Northern Ky. (12/04/18)
	3		WILLIAMS, Keith vs N.C. Central (11/13/18)
Turnovers	4		BROOME, Cane at UNLV (12/01/18)
	4		SCOTT, Tre vs Ark.-Pine Bluff (11/27/18)
	4		CUMBERLAND, Jarron vs Ohio St. (11/07/18)
Fouls	5		SCOTT, Tre at UNLV (12/01/18)
	5		CUMBERLAND, Jarron at UNLV (12/01/18)
	5		BROOKS, Nysier vs Ohio St. (11/07/18)



2018-19 Cincinnati Basketball
 Cincinnati Opponent High/Low Analysis (as of Dec 08, 2018)
All games



OPPONENT INDIVIDUAL GAME HIGHS

Points	24		Shuler, D. vs Ole Miss (11/24/18)
	23		Michael Flowers vs Western Mich. (11/19/18)
	22		Amauri Hardy at UNLV (12/01/18)
	21		Randy Miller Jr. vs N.C. Central (11/13/18)
	18		Carson Warren-Newsom vs Milwaukee (11/16/18)
Field Goals Made	9		Shuler, D. vs Ole Miss (11/24/18)
	7		Michael Flowers vs Western Mich. (11/19/18)
	7		Randy Miller Jr. vs N.C. Central (11/13/18)
Field Goal Att.	15		Drew McDonald vs Northern Ky. (12/04/18)
	14		Shuler, D. vs Ole Miss (11/24/18)
FG Pct (min 5 made)	.667	(6-9)	Tyler Sharpe vs Northern Ky. (12/04/18)
	.643	(9-14)	Shuler, D. vs Ole Miss (11/24/18)
3-Point FG Made	5		Randy Miller Jr. vs N.C. Central (11/13/18)
	4		Tyler Sharpe vs Northern Ky. (12/04/18)
	4		Michael Flowers vs Western Mich. (11/19/18)
	4		Carson Warren-Newsom vs Milwaukee (11/16/18)
3-Point FG Att.	8		Naji Marshall vs Xavier (12/08/18)
	8		Randy Miller Jr. vs N.C. Central (11/13/18)
3-Pt FG Pct (min 2 made)	1.000	(4-4)	Carson Warren-Newsom vs Milwaukee (11/16/18)
	1.000	(2-2)	Andre Wesson vs Ohio St. (11/07/18)
Free Throws Made	7		Amauri Hardy at UNLV (12/01/18)
	6		Tyree, B. vs Ole Miss (11/24/18)
	6		Seth Dugan vs Western Mich. (11/19/18)
	6		Kyle Young vs Ohio St. (11/07/18)
Free Throw Att.	14		Seth Dugan vs Western Mich. (11/19/18)
	11		Amauri Hardy at UNLV (12/01/18)
FT Pct (min 3 made)	1.000	(6-6)	Tyree, B. vs Ole Miss (11/24/18)
	1.000	(4-4)	Terrance Banyard vs Ark.-Pine Bluff (11/27/18)
	1.000	(4-4)	Shuler, D. vs Ole Miss (11/24/18)
	1.000	(4-4)	Rashann London vs N.C. Central (11/13/18)
Rebounds	12		Raasean Davis vs N.C. Central (11/13/18)
	9		Kris Clyburn at UNLV (12/01/18)
Assists	7		Carson Warren-Newsom vs Milwaukee (11/16/18)
	6		Michael Flowers vs Western Mich. (11/19/18)
	6		Jordan Perkins vs N.C. Central (11/13/18)
Steals	4		Livingston, O. vs George Mason (11/23/18)
	3		Noah Robotham at UNLV (12/01/18)
	3		Kier, J. vs George Mason (11/23/18)
Blocked Shots	2		Paul Djoko vs Northern Ky. (12/04/18)
	2		Seth Dugan vs Western Mich. (11/19/18)
	2		Kaleb Wesson vs Ohio St. (11/07/18)
	2		Musa Jallow vs Ohio St. (11/07/18)
Turnovers	7		Shaun Doss vs Ark.-Pine Bluff (11/27/18)
	6		Cameron Posey vs Ark.-Pine Bluff (11/27/18)
Fouls	5		Quentin Goodin vs Xavier (12/08/18)
	5		Dantez Walton vs Northern Ky. (12/04/18)
	5		Shakur Juiston at UNLV (12/01/18)
	5		Stevens, B. vs Ole Miss (11/24/18)
	5		Greene, J. vs George Mason (11/23/18)
	5		Kawanise Wilkins vs Western Mich. (11/19/18)
	5		Raasean Davis vs N.C. Central (11/13/18)



2018-19 Cincinnati Basketball
Cincinnati Team High/Low Analysis (as of Dec 08, 2018)
All games



Cincinnati - TEAM GAME HIGHS

POINTS	105	ARK.-PINE BLUFF (11/27/18)
	78	NORTHERN KY. (12/04/18)
	78	WESTERN MICH. (11/19/18)
	74	MILWAUKEE (11/16/18)
	73	N.C. CENTRAL (11/13/18)
FIELD GOALS MADE	41	ARK.-PINE BLUFF (11/27/18)
	31	N.C. CENTRAL (11/13/18)
FIELD GOAL ATTEMPTS	64	ARK.-PINE BLUFF (11/27/18)
	64	WESTERN MICH. (11/19/18)
FIELD GOAL PERCENTAGE	.641 (41-64)	ARK.-PINE BLUFF (11/27/18)
	.585 (31-53)	N.C. CENTRAL (11/13/18)
3 PT FIELD GOALS MADE	11	ARK.-PINE BLUFF (11/27/18)
	6	at UNLV (12/01/18)
	6	vs Ole Miss (11/24/18)
	6	OHIO ST. (11/07/18)
3 PT FG ATTEMPTS	26	OHIO ST. (11/07/18)
	19	ARK.-PINE BLUFF (11/27/18)
	19	MILWAUKEE (11/16/18)
3 PT FG PERCENTAGE	.579 (11-19)	ARK.-PINE BLUFF (11/27/18)
	.500 (6-12)	at UNLV (12/01/18)
FREE THROWS MADE	26	NORTHERN KY. (12/04/18)
	25	vs Ole Miss (11/24/18)
FREE THROW ATTEMPTS	35	vs Ole Miss (11/24/18)
	33	NORTHERN KY. (12/04/18)
FREE THROW PERCENTAGE	.788 (26-33)	NORTHERN KY. (12/04/18)
	.765 (13-17)	WESTERN MICH. (11/19/18)
REBOUNDS	42	WESTERN MICH. (11/19/18)
	39	NORTHERN KY. (12/04/18)
	39	OHIO ST. (11/07/18)
ASSISTS	19	ARK.-PINE BLUFF (11/27/18)
	19	WESTERN MICH. (11/19/18)
	19	N.C. CENTRAL (11/13/18)
STEALS	13	ARK.-PINE BLUFF (11/27/18)
	10	WESTERN MICH. (11/19/18)
BLOCKED SHOTS	8	N.C. CENTRAL (11/13/18)
	7	OHIO ST. (11/07/18)
TURNOVERS	17	at UNLV (12/01/18)
	14	ARK.-PINE BLUFF (11/27/18)
FOULS	23	at UNLV (12/01/18)
	21	WESTERN MICH. (11/19/18)



2018-19 Cincinnati Basketball
Cincinnati High/Low Analysis (as of Dec 08, 2018)
All games



Opponent - GAME HIGHS

POINTS	65	NORTHERN KY. (12/04/18)
	64	OHIO ST. (11/07/18)
	63	MILWAUKEE (11/16/18)
	61	at UNLV (12/01/18)
	57	vs Ole Miss (11/24/18)
FIELD GOALS MADE	25	MILWAUKEE (11/16/18)
	24	NORTHERN KY. (12/04/18)
FIELD GOAL ATTEMPTS	60	NORTHERN KY. (12/04/18)
	56	MILWAUKEE (11/16/18)
FIELD GOAL PERCENTAGE	.446 (25-56)	MILWAUKEE (11/16/18)
	.440 (22-50)	vs George Mason (11/23/18)
3 PT FIELD GOALS MADE	11	NORTHERN KY. (12/04/18)
	9	MILWAUKEE (11/16/18)
3 PT FG ATTEMPTS	25	XAVIER (12/08/18)
	25	NORTHERN KY. (12/04/18)
3 PT FG PERCENTAGE	.471 (8-17)	N.C. CENTRAL (11/13/18)
	.440 (11-25)	NORTHERN KY. (12/04/18)
FREE THROWS MADE	18	at UNLV (12/01/18)
	16	vs Ole Miss (11/24/18)
	16	WESTERN MICH. (11/19/18)
	16	OHIO ST. (11/07/18)
FREE THROW ATTEMPTS	31	WESTERN MICH. (11/19/18)
	29	at UNLV (12/01/18)
FREE THROW PERCENTAGE	.941 (16-17)	vs Ole Miss (11/24/18)
	.765 (13-17)	ARK.-PINE BLUFF (11/27/18)
REBOUNDS	37	at UNLV (12/01/18)
	33	OHIO ST. (11/07/18)
ASSISTS	12	vs George Mason (11/23/18)
	12	N.C. CENTRAL (11/13/18)
STEALS	8	vs George Mason (11/23/18)
	7	ARK.-PINE BLUFF (11/27/18)
BLOCKED SHOTS	6	vs Ole Miss (11/24/18)
	5	OHIO ST. (11/07/18)
TURNOVERS	31	ARK.-PINE BLUFF (11/27/18)
	17	WESTERN MICH. (11/19/18)
FOULS	26	vs Ole Miss (11/24/18)
	22	NORTHERN KY. (12/04/18)
	22	OHIO ST. (11/07/18)



2018-19 Cincinnati Basketball
Cincinnati High/Low Analysis (as of Dec 08, 2018)
All games



Cincinnati - GAME LOWS

POINTS	56	OHIO ST. (11/07/18)
	62	XAVIER (12/08/18)
	65	at UNLV (12/01/18)
	71	vs George Mason (11/23/18)
	71	vs Ole Miss (11/24/18)
FIELD GOALS MADE	17	OHIO ST. (11/07/18)
	20	vs Ole Miss (11/24/18)
FIELD GOAL ATTEMPTS	49	at UNLV (12/01/18)
	50	vs Ole Miss (11/24/18)
FIELD GOAL PERCENTAGE	.274 (17-62)	OHIO ST. (11/07/18)
	.400 (20-50)	vs Ole Miss (11/24/18)
3 PT FIELD GOALS MADE	2	vs George Mason (11/23/18)
	4	MILWAUKEE (11/16/18)
	4	NORTHERN KY. (12/04/18)
3 PT FG ATTEMPTS	7	vs George Mason (11/23/18)
	12	at UNLV (12/01/18)
3 PT FG PERCENTAGE	.211 (4-19)	MILWAUKEE (11/16/18)
	.231 (6-26)	OHIO ST. (11/07/18)
FREE THROWS MADE	6	N.C. CENTRAL (11/13/18)
	9	XAVIER (12/08/18)
FREE THROW ATTEMPTS	12	N.C. CENTRAL (11/13/18)
	13	XAVIER (12/08/18)
FREE THROW PERCENTAGE	.500 (6-12)	N.C. CENTRAL (11/13/18)
	.600 (12-20)	MILWAUKEE (11/16/18)
REBOUNDS	31	N.C. CENTRAL (11/13/18)
	31	ARK.-PINE BLUFF (11/27/18)
	31	at UNLV (12/01/18)
ASSISTS	7	vs George Mason (11/23/18)
	9	vs Ole Miss (11/24/18)
STEALS	4	OHIO ST. (11/07/18)
	4	vs Ole Miss (11/24/18)
	4	XAVIER (12/08/18)
BLOCKED SHOTS	3	MILWAUKEE (11/16/18)
	3	vs George Mason (11/23/18)
TURNOVERS	5	XAVIER (12/08/18)
	7	vs Ole Miss (11/24/18)
FOULS	7	MILWAUKEE (11/16/18)
	12	NORTHERN KY. (12/04/18)



2018-19 Cincinnati Basketball
Cincinnati High/Low Analysis (as of Dec 08, 2018)
All games



Opponent - GAME LOWS

POINTS	47		XAVIER (12/08/18)
	49		ARK.-PINE BLUFF (11/27/18)
	51		N.C. CENTRAL (11/13/18)
	52		WESTERN MICH. (11/19/18)
	55		vs George Mason (11/23/18)
FIELD GOALS MADE	15		WESTERN MICH. (11/19/18)
	16		ARK.-PINE BLUFF (11/27/18)
FIELD GOAL ATTEMPTS	45		WESTERN MICH. (11/19/18)
	47		OHIO ST. (11/07/18)
	47		N.C. CENTRAL (11/13/18)
FIELD GOAL PERCENTAGE	.320	(16-50)	ARK.-PINE BLUFF (11/27/18)
	.333	(15-45)	WESTERN MICH. (11/19/18)
3 PT FIELD GOALS MADE	3		vs Ole Miss (11/24/18)
	4		ARK.-PINE BLUFF (11/27/18)
3 PT FG ATTEMPTS	17		N.C. CENTRAL (11/13/18)
	20		OHIO ST. (11/07/18)
	20		WESTERN MICH. (11/19/18)
3 PT FG PERCENTAGE	.143	(3-21)	vs Ole Miss (11/24/18)
	.190	(4-21)	ARK.-PINE BLUFF (11/27/18)
FREE THROWS MADE	4		MILWAUKEE (11/16/18)
	4		vs George Mason (11/23/18)
FREE THROW ATTEMPTS	7		MILWAUKEE (11/16/18)
	9		XAVIER (12/08/18)
FREE THROW PERCENTAGE	.364	(4-11)	vs George Mason (11/23/18)
	.400	(6-15)	NORTHERN KY. (12/04/18)
REBOUNDS	20		vs George Mason (11/23/18)
	25		MILWAUKEE (11/16/18)
ASSISTS	3		vs Ole Miss (11/24/18)
	7		OHIO ST. (11/07/18)
STEALS	2		OHIO ST. (11/07/18)
	2		MILWAUKEE (11/16/18)
BLOCKED SHOTS	0		MILWAUKEE (11/16/18)
	0		ARK.-PINE BLUFF (11/27/18)
TURNOVERS	11		MILWAUKEE (11/16/18)
	11		vs Ole Miss (11/24/18)
FOULS	14		XAVIER (12/08/18)
	17		at UNLV (12/01/18)



Official Basketball Box Score -- Game Totals -- Final Statistics
Mississippi St. vs Cincinnati
 12/12/17 7:00 PM at BB&T Arena (Highland Heights, Ky.)



Mississippi St. 50 • 8-1

##	Player	f/g	Total		3-Ptr	Rebounds			PF	TP	A	TO	Blk	Stl	Min
			FG-FGA	FG-FGA	FT-FTA	Off	Def	Tot							
24	Abdul Ado	f	0-1	0-0	0-0	2	2	4	1	0	0	1	3	4	27
35	Aric Holman	f	7-12	3-3	1-2	5	5	10	1	18	1	1	1	0	26
00	Nick Weatherspoon	g	6-11	0-1	0-0	0	1	1	2	12	2	2	0	3	26
11	Q Weatherspoon	g	3-12	1-3	5-6	1	6	7	3	12	3	3	0	1	34
23	Tyson Carter	g	3-7	2-5	0-0	0	0	0	1	8	1	0	0	0	23
01	Lamar Peters		0-11	0-7	0-0	0	1	1	4	0	2	6	0	1	21
02	Eli Wright		0-3	0-1	0-0	1	2	3	2	0	0	2	0	0	16
03	Xavian Stapleton		0-4	0-1	0-0	1	0	1	2	0	0	0	0	0	12
22	KeyShawn Feazell		0-1	0-0	0-0	0	0	0	0	0	0	0	0	0	2
34	Schnider Herard		0-1	0-0	0-0	1	2	3	0	0	0	0	0	0	9
45	E.J. Datcher		0-0	0-0	0-0	0	0	0	0	0	0	0	0	0	4
	Team					6	2	8				1			
	Totals		19-63	6-21	6-8	17	21	38	16	50	9	16	4	9	200

FG % 1st Half: 10-28 35.7% 2nd half: 9-35 25.7% Game: 19-63 30.2% Deadball Rebounds 1,2
 3FG % 1st Half: 4-10 40.0% 2nd half: 2-11 18.2% Game: 6-21 28.6%
 FT % 1st Half: 1-2 50.0% 2nd half: 5-6 83.3% Game: 6-8 75.0%

Cincinnati 65 • 8-2

##	Player	f/g	Total		3-Ptr	Rebounds			PF	TP	A	TO	Blk	Stl	Min
			FG-FGA	FG-FGA	FT-FTA	Off	Def	Tot							
11	CLARK, Gary	f	2-6	1-3	4-4	6	7	13	3	9	4	4	5	2	34
24	WASHINGTON, Kyle	f	8-15	0-1	0-0	0	5	5	1	16	1	1	1	0	31
01	EVANS, Jacob	g	7-13	4-7	6-6	2	6	8	2	24	2	2	3	0	35
03	JENIFER, Justin	g	1-3	1-1	0-0	0	0	0	1	3	3	1	0	0	19
34	CUMBERLAND, Jarron	g	1-8	1-4	4-6	1	4	5	0	7	3	2	1	0	30
02	WILLIAMS, Keith		2-4	0-2	0-0	0	1	1	1	4	0	2	1	1	13
05	MOORE, Trevor		0-1	0-1	0-0	0	0	0	1	0	0	0	0	0	3
13	SCOTT, Tre		0-0	0-0	0-0	0	0	0	1	0	1	0	0	0	6
15	BROOME, Cane		1-4	0-1	0-0	0	0	0	1	2	4	2	0	2	20
20	DIARRA, Mamoudou		0-0	0-0	0-0	0	0	0	0	0	0	0	0	0	1
33	BROOKS, Nysier		0-0	0-0	0-0	0	1	1	0	0	0	0	0	0	8
	Team					1	3	4							
	Totals		22-54	7-20	14-16	10	27	37	11	65	18	14	11	5	200

FG % 1st Half: 12-28 42.9% 2nd half: 10-26 38.5% Game: 22-54 40.7% Deadball Rebounds 1,1
 3FG % 1st Half: 3-8 37.5% 2nd half: 4-12 33.3% Game: 7-20 35.0%
 FT % 1st Half: 8-9 88.9% 2nd half: 6-7 85.7% Game: 14-16 87.5%

Officials: Doug Sirmons, Ted Valentine, Pat Adams
 Technical fouls: Mississippi St.-None. Cincinnati-None.
 Attendance: 8128

Score by periods	1st	2nd	Total
Mississippi St.	25	25	50
Cincinnati	35	30	65

	In	Off	2nd	Fast	
Points	Paint	T/O	Chance	Break	Bench
MS	24	16	6	12	0
CIN	24	22	13	6	6

Last FG - MS 2nd-00:18, CIN 2nd-04:19.
 Largest lead - MS by 3 1st-19:21, CIN by 19 2nd-11:29.

Score tied - 1 time.
 Lead changed - 1 time.