

2 NATIONAL TITLES | 6 FINAL FOURS | 8 ELITE EIGHTS | 13 SWEET SIXTEENS | 33 NCAA TOURNAMENTS | 41 CONFERENCE TITLES

2024-25 SCHEDULE / RESULTS

DATE	OPPONENT (TV)	TIME (ET)/RES
Oct. 18	Ohio State (Exh.)	W, 80-62
Nov. 4	Arkansas-Pine Bluff (ESPN+)	W, 109-54
Nov. 8	Morehead State (ESPN+)	W, 83-56
Nov. 15	Nicholls% (ESPN+)	W, 86-49
Nov. 19	at Northern Kentucky% (ESPN+)	W, 76-60
Nov. 23	at Georgia Tech (ACCNX)	W, 81-58
Nov. 27	Alabama State (ESPN+)	7 p.m.
Dec. 3	at Villanova# (FS1)	6:30 p.m.
Dec. 8	Howard (ESPN+)	2 p.m.
Dec. 14	Xavier (ESPN+)	2 p.m.
Dec. 20	vs. Dayton^ (ESPN2)	8:30 p.m.
Dec. 22	Grambling State (ESPN+)	2 p.m.
Dec. 30	at Kansas State* (CBSSN)	7 p.m.
Jan. 4	Arizona* (ESPN2)	2:30 p.m.
Jan. 7	at Baylor* (ESPN+)	8 p.m.
Jan. 11	Kansas* (ESPN+)	2 p.m.
Jan. 15	at Colorado* (ESPN+)	9 p.m.
Jan. 18	Arizona State* (CBSSN)	2 p.m.
Jan. 21	Texas Tech* (ESPN2/U)	7 p.m.
Jan. 25	at BYU* (ESPN2)	10 p.m.
Jan. 28	at Utah* (CBSSN)	10 p.m.
Feb. 2	West Virginia* (ESPN+)	2 p.m.
Feb. 5	at UCF* (CBSSN)	7 p.m.
Feb. 8	BYU* (ESPN2)	6 p.m.
Feb. 11	Utah* (ESPN+)	7 p.m.
Feb. 15	at Iowa State* (ESPN/2)	4 p.m.
Feb. 19	at West Virginia* (ESPN2)	7 p.m.
Feb. 22	TCU* (ESPN/2)	12 p.m.
Feb. 25	Baylor* (ESPN2)	7 p.m.
March 1	at Houston* (CBS)	4:30 p.m.
March 5	Kansas State* (ESPN+)	7 p.m.
March 8	at Oklahoma State* (ESPN+)	3 p.m.
March 11-16	Big 12 Championship\$	

All times ET and subject to change

*Big 12 game, % Twyman-Stokes Classic, ^ Heritage Bank Center, \$ Kansas City, Mo. (T-Mobile Center), # Big 12 - Big East Challenge

ON THE AIR

TV: ESPN+

- Play-by-Play..... Anthony Mazzini
- Analyst..... Terry Nelson
- Sideline..... Kelsey Conway
- Online: WatchESPN.com
- Mobile App: WatchESPN

RADIO: BEARCATS SPORTS NETWORK

- Play-by-Play..... Dan Hoard
- Analyst..... Terry Nelson
- Local: 700 WLW

ATHLETICS COMMUNICATIONS

Primary Contact David Cohen
Phone (C): 817-739-6585
Email: David.Cohen@uc.edu
Twitter: @DavidECohen_

2024-25 CINCINNATI MEN'S BASKETBALL

GAME AT A GLANCE

#16 CINCINNATI

VS

ALABAMA STATE

5-0 • 0-0 BIG 12

3-3 • 0-0 SWAC

WEDNESDAY, NOV. 27, 2024 • 7 PM ET



#16 CINCINNATI BEARCATS

Head Coach Wes Miller

Record at Cincinnati 68-43 (Fourth Year)

Overall Record 253-178 (14th Year)



ALABAMA STATE HORNETS

Head Coach Tony Madlock

Record at School 24-45 (Third Year)

Overall Record 40-65 (Fifth Year)

GAME INFORMATION

Facility Fifth Third Arena

Capacity 12,012

TV ESPN+

Radio 700 WLW / Sirius XM 97 or 204

Online The Varsity Network/Tuneln

Series Record Cincinnati leads 2-0

Home/Away/Neutral 2-0/0-0/0-0

Last Meeting Nov. 27, 2017 (W, 83-51 at home)

THE RUNDOWN

- Cincinnati is 5-0 for the third time in Wes Miller's four years, with last year's 7-0 start being the best of those. UC has also shot 50 percent or better in every game this season, its best-such streak since late 2002.
- The offensive consistency includes four or more double-figure scorers in each of those five games. Jizzle James, Dillon Mitchell and Simas Lukosius have scored in double-figures all of them as well.
- The Bearcats lead the nation in shooting (55.5 percent) and effective field goal percentage (63.5).
- The perimeter defense should also not be forgotten. Cincinnati is 21st nationally in allowing 25.9 percent from deep. No team has made more than five treys on the Bearcats yet. Georgia Tech was held to its season-low in points, field-goal percentage, three-point percentage and rebounds on Saturday.
- The 81-58 rout of Georgia Tech marked UC's ninth-straight win over the ACC that dates back to 2009. Mitchell was the headliner, collecting his first Bearcat double-double with 14 points and 11 rebounds. The junior had eight at Texas last season. Mitchell swiped a pass at midcourt in the opening minutes for an easy dunk and later had a personal 6-0 run, all dunks on passes from James, plus blocking a Yellow Jacket dunk as well.
- James had 14 points and seven assists to one turnover at Georgia Tech, and his 5.8 dimes per game rank 35th nationally. Fellow point guard Day Day Thomas worked his way back in with 16 minutes in his second game of the season, knocking down a pair of 3-pointers. He and James also shared the floor some on Saturday, a part of the offense that became more commonplace in the second half of last season.
- Lukosius is fourth nationally with a 64.3 percent clip from deep. He will also be honored pregame on Wednesday for his 1,000-point milestone, set in the NIT finale at Indiana State as part of his 26-point performance.
- That Georgia Tech game also saw Cincinnati lead 45-29 at the break and win the boards 36-29, and it was without Dan Skillings Jr. and only seven minutes from Arrinten Page, a further statement of the team's depth.
- Connor Hickman split the defense for a pair of layups early to set a tone. He is averaging 12.0 ppg on 4-of-8 deep shooting the last two games. He is also at 996 points for his career.
- Tyler Betsey continued his fascinating, consistent freshman start by swishing both his 3-point attempts at Georgia Tech. He is now 9-for-16 (56.3 percent), making multiple treys in four of the five games.

PROBABLE STARTERS



Jizzle James
14.0 ppg | 5.8 apg
6-3 | 205 | So.
Orlando, Fla.



Connor Hickman
8.6 ppg | 3.0 rpg
6-3 | 200 | Sr.
Bloomington, Ind.



Simas Lukosius
16.6 ppg | 3.0 rpg
6-8 | 225 | Sr.
Kaunas, Lithuania



Dillon Mitchell
12.4 ppg | 8.6 rpg
6-8 | 210 | Jr.
Tampa, Fla.



Aziz Bandaogo
8.6 ppg | 4.6 rpg
7-0 | 235 | 5th
Dakar, Senegal

@GOBEARCATSMBB

2024-25 CINCINNATI NUMERICAL ROSTER

No.	Name	Pos.	Ht.	Wt.	Cl.	Hometown/Previous School
0	Dan Skillings Jr.	G	6-6	210	Jr.	Blackwood, N.J./Roman Catholic HS (Pa.)
1	Day Day Thomas	G	6-1	190	Sr.	Bishopville, S.C./Kilgore College (Texas)
2	Jizzle James	G	6-3	205	So.	Orlando, Fla./Olympia HS
3	Rayvon Griffith	G/F	6-6	210	RFr.	Cincinnati, Ohio/Compass Prep (Ariz.)
5	CJ Fredrick Jr.	G	6-3	185	Gr.	Cincinnati, Ohio/Kentucky
8	Connor Hickman	G	6-3	200	Sr.	Bloomington, Ind./Bradley
10	Josh Reed	G	6-7	220	Jr.	Atlanta, Ga./Pace Academy
11	C.J. Anthony	G	6-0	195	Sr.	Columbus, Ohio/Putnam Science Academy
14	Tyler Betsey	F	6-8	225	Fr.	Windsor, Conn./St. Thomas More HS
20	JJ Rembert	G	5-10	155	Fr.	Jamaica, Queens, N.Y./Nation Ford HS (S.C.)
22	Arrinten Page	F	6-11	240	So.	Atlanta, Ga./USC
23	Dillon Mitchell	F	6-8	210	Jr.	Tampa, Fla./Texas
24	Tyler McKinley	F	6-9	240	Fr.	Cincinnati, Ohio/Winton Woods HS
41	Simas Lukošius	G/F	6-8	225	Sr.	Kaunas, Lithuania/Butler
55	Aziz Bandaogo	F	7-0	235	5th	Dakar, Senegal/Utah Valley
65	Halvine Dzellat	F	6-10	225	Fr.	Blois, France/Lille Pro B

Coaching Staff

Head Coach: Wes Miller (fourth season)
Associate Head Coach: Chad Dollar (fourth season)
Assistant Coach/Recruiting Coordinator: Andre Morgan (fourth season)
Assistant Coach/Recruiting Coordinator: Drew Adams (third season)
Assistant Coach: Tim Buckley (first season)
Assistant Coach/Director of Player Development: Jaylen Stowe (first season)
Chief of Staff: Bill Comar (first season)
Executive to the Head Coach: Ashley Hecimovich (first season)
Player Development Associate: Malik Massey (third season)
Player Development Associate: Isaiah Manderson (first season)
Video Coordinator: Omari Prince (second season)
Associate AD, Sports Performance: Mike Rehfeldt (fourth season)
Senior Associate AD/Team Athletic Trainer: Bob Mangine

PRONUNCIATION

Simas LUKOŠIUS	See-moss Lew-koh-shiss
Aziz BANDAOGO	Ah-zeez Band-ae-Go
Halvine DZELLAT	Hal-veen Zell-uh

ROSTER INFORMATION

By State/Country

Connecticut	(1) Tyler Betsey
Florida	(2) Jizzle James, Dillon Mitchell
France	(1) Halvine Dzellat
Georgia	(2) Josh Reed, Arrinten Page
Indiana	(1) Connor Hickman
Lithuania	(1) Simas Lukosius
New Jersey	(1) Dan Skillings
New York	(1) JJ Rembert
Ohio	(4) C.J. Anthony, CJ Fredrick Jr., Rayvon Griffith, Tyler McKinley
Senegal	(1) Aziz Bandaogo
South Carolina	(1) Day Day Thomas

By Class

Freshmen	(5) Tyler Betsey, JJ Rembert, Tyler McKinley, Halvine Dzellat, Rayvon Griffith (RFr.)
Sophomores	(2) Jizzle James, Arrinten Page
Juniors	(3) Dan Skillings Jr., Josh Reed, Dillon Mitchell
Seniors	(4) Day Day Thomas, Connor Hickman, C.J. Anthony, Simas Lukosius
Graduates/Final Years	(2) CJ Fredrick Jr., Aziz Bandaogo

By Height

7-0	(1) Aziz Bandaogo
6-11	(1) Arrinten Page
6-10	(1) Halvine Dzellat
6-9	(1) Tyler McKinley
6-8	(3) Simas Lukosius, Tyler Betsey, Dillon Mitchell
6-7	(1) Josh Reed
6-6	(2) Dan Skillings Jr., Rayvon Griffith
6-3	(3) CJ Fredrick Jr., Jizzle James, Connor Hickman
6-1	(1) Day Day Thomas
6-0	(1) CJ Anthony
5-10	(1) JJ Rembert

CINCINNATI QUICK FACTS

GENERAL INFORMATION

Location	Cincinnati, OH 45221
Founded	1819
Enrollment	53,235
Nickname	Bearcats
Colors	Red and Black
Arena (Capacity)	Fifth Third Arena (12,012)
Affiliation	NCAA Division I
Conference	Big 12
President	Neville Pinto
Director of Athletics	John Cunningham
Faculty Representative	Brian Hatch
Department of Athletics Phone	(513) 556-4603
Athletics Ticket Office Phone	(877) CATS-TIX

ATHLETIC COMMUNICATIONS

Primary Basketball Contact	David Cohen
Office/Cell Phone	(513) 556-9845/(817) 739-6585
Email Address	david.cohen@uc.edu
Associate AD/Communications	Zach Stipe
Office/Cell Phone	(513) 556-5186/(865) 244-6119
Email	stipezd@ucmail.uc.edu

TEAM INFORMATION

2023-24 Record	22-15
Big 12 Record	7-11 (11th)
Starters returning/lost	4/1
Letterwinners returning/lost	8/7
Newcomers	6
Pct. points returning	69.9 percent (1,932 of 2,765)
Pct. rebounds returning	54.9 percent (802 of 1,460)
Pct. assists returning	76.1 percent (411 of 540)

CINCINNATI TRADITION

Cincinnati, ranked the No. 9 basketball program all-time by CBS' Matt Norlander in 2019, boasts 1,911 all-time wins, good for No. 12 nationally (both entering the season), with this past season marking the 41st of 20-plus wins. The Bearcats have produced 32 All-Americans (last: Jarron Cumberland's Honorable Mention in 2019), 86 All-Conference selections, 57 NBA Draft picks (last: Jacob Evans III in 2018) and 56 members of the 1,000-Point Club. The program has spent 434 weeks ranked in the AP Top 25 (not including any this season), 212 in the Top 10 and 45 at No. 1. Jack Twyman and Oscar Robertson are both members of the Basketball Hall of Fame, with Robertson earning a spot on the NBA's 75th-Anniversary Team last fall.

LOT OF POINTS RETURNING

Cincinnati is in its best preseason position yet, and we aren't talking about the AP Top 25.

The Bearcats rank second in the Big 12 by returning 69.9 percent of their scoring from last season, which includes six of the top eight performers in that category.

TEAM (Preseason rank)	PCT.
Houston (4)	73.1
Cincinnati (20)	69.9
Iowa State (5)	66.1
Kansas (1)	59.4
BYU (RV)	48.9
UCF	46.9

SEEKING NINE-STRAIGHT IN THE ACC

Cincinnati is looking to claim its ninth-straight win against the ACC on Saturday, which began in the 2009 Maui Invitational against Maryland.

The last three have come under former North Carolina star Wes Miller, whose first power-conference win as a head coach came at Virginia Tech in 2013.

Team	Score	Date
vs. Maryland (Maui)	W, 69-57	11/24/2009
Florida State (NCAA)	W, 62-56	3/18/2012
NC State	W, 68-57	11/12/2013
vs. Pittsburgh (NYC)	W, 44-43	12/17/2013
@ NC State	W, 76-60	12/30/2014
vs. Louisville (Maui)	W, 81-62	11/23/2022
Virginia Tech (NIT)	W, 81-72	3/15/2023
Georgia Tech	W, 89-54	11/22/2023
@ Georgia Tech	W, 81-58	11/23/2024

SKILLINGS OUT FOR A FEW WEEKS

Fan favorite and last year's leading scorer Dan Skillings Jr. (12.9 ppg, 6.4 rpg) suffered a knee injury in the Nov. 4 season opener. Not only that, he excelled the rest of the game through it and did not feel it till the following morning.

Skillings underwent a successful minor procedure Monday morning.

"I think he'll be out for a couple weeks, and then from there it will be a week to week decision on when he plays again," Miller said on Wednesday. "I know everybody wants the timetable, I can't give you a timetable. I can say it won't be the next couple weeks. But after that it will kinda take it week to week. We will be incredibly conservative, so if I thought Dan could play next week and he thought he can play next week as well as our trainer and our medical staff, I'd probably wait longer, because we're gonna be 100 percent sure."

DAY DAY THOMAS RETURNS

Senior guard Day Day Thomas started the first 35 games for UC last year before suffering a season-ending broken foot in the NIT opener. He was injured again on Oct. 22. He averaged 10.4 ppg and led the team with 116 assists and 61 steals in 2023-24.

Thomas was a full participant in practice on Monday, Nov. 11 (same day as Skillings' procedure).

"He's been doing workouts and jumping into some things," Miller said Wednesday, Nov. 13. "But he did that for as long as I allowed it and then he'll probably

continue along that. It's the same thing I said about Dan. He can practice, he's been cleared medically, he can play in the games. We will take it incredibly slow and be incredibly conservative I think it's not out of the question if he plays some minutes Friday night."

Thomas did not play that Nicholls game, but instead made his debut with 13 minutes in the road win at NKU.

TWYMAN-STOKES CLASSIC

Cincinnati's MTE against Nicholls and NKU were part of the Twyman-Stokes Classic.

Friday's game will feature a halftime presentation spotlighting the story that transcends the city and basketball as a whole. Rising NBA star Maurice Stokes, while playing for the Cincinnati Royals, suffered a life-changing injury at the end of the 1958 season that left him paralyzed and unable to speak. His teammate, Bearcats legend Jack Twyman, became his legal guardian at 23 to give him financial and physical support.

After years of grassroots fundraising nationwide, NBA stars held out at the 1964 All-Star Game to get the players' union recognized, largely in part after seeing what Stokes had gone through. Stokes died in 1970, and when Twyman passed in 2012, the Reverend Jesse Jackson helped lead a call to the NBA to establish the Twyman-Stokes Teammate of the Year award.

CINCINNATI'S DOUBLE-DOUBLES

The season-opening blowout of Arkansas-Pine Bluff saw Dan Skillings and Jizzle James become the first teammates with a double-double since David DeJulius and Landers Nolley II in January 2023 against ECU. There have been four instances since 2016.

Player (Opponent, Date)	Pts	Rebs
Dan Skillings (UAPB, Nov. 4)	17	11
Jizzle James (UAPB, Nov. 4)	12	10 (assists)
Dillon Mitchell (@ GT, Nov. 23)	14	11

Teammates	Opponent	Date
Dan Skillings/Jizzle James	UAPB	11/4/24
David DeJulius/Landers Nolley	ECU	1/11/23
Tre Scott/Nysier Brooks	Milwaukee	11/16/18
Kyle Washington/Gary Clark	Iowa State	12/1/16

BIGGER THAN TEAMMATES

Cincinnati freshman forward Halvine Dzellat enrolled in September with an expectation to redshirt, both regarding his adjustment from France as well as gelling with his new team that had worked together all summer.

With freshman Tyler McKinley suffering a season-ending injury that month, plans changed, and Dzellat cleared his NCAA waiver, making his debut in the season opener.

"He and I were laughing about it in the locker room last week," Miller said postgame. "When he got here, he speaks no English and I speak no French, and that's a bad combination when you started practice already. I mean, that's hard because I can't help him with the French, and he can't understand what I'm saying. It's not the summer when there's time and we were right in the middle of it. He's starting to learn English. He's starting to understand and practice a

little bit better. One of the neatest things is watching Aziz coach him. Aziz will coach him in French in practice. When I'm installing something or explaining something, Aziz will be translating in his ear, which has been really cool. It's cool to watch guys help each other on a team. That's what it's about."

BANDAOGO'S ASSESSMENT OF DZELLAT

Aziz Bandaogo began learning English at the NBA Academy of Africa when he was 17-18, communicating with partners to get better and gain eligibility for college.

Halvine Dzellat is his roommate, and he rates the freshman's English skillset at an 8 or 9, saying they split their English and French 50/50 when hanging out as Halvine wants to improve his.

Bandaogo also speaks Wolof and Serer, the latter what his mom speaks. Wolof, he says, is more of the natural language of Senegal.

MILLER DEFEATS FORMER PLAYER

Cincinnati's Nov. 15 victory over Nicholls saw Miller coach against his former prized recruit and two-year star Tevon Saddler, the youngest coach in Division I, which includes that Miller was also the youngest in the nation when he coached Saddler.

Saddler was the SoCon Freshman of the Year and an All-Conference player the following season before transferring.

"Coaching is so special because you get to watch kids come in, you get to build relationships with kids when they're kids, and then you get to watch them turn into young men while they're in college, and then you get to follow him. And I had one of my former players, James Dickey, he was here tonight. He walked in the office and made my day, because he wanted to be up here to see this. So I say all that because that was really special for me. And I'm really, really proud of Tevon Saddler. He's going to be a star in college basketball, and he won 20 games last year, in his first year, goes to the conference finals, and they won a big game in Northern Kentucky last night. I mean, they won at LSU last year. They almost won at Maryland last year. They have a really nice basketball team, and I'm proud of him, and after tonight, I'll be pulling like hell for him. I wasn't pulling for him going into tonight, but other than that, I'll be pulling for him so that that was really neat."

HOW THEY FARED IN YEAR 3

Wes Miller entered his third, and most challenging season yet, as the Bearcats began their Big 12 tenure. Below is a look at how UC coaches over the last 50 years fared in their first three seasons.

Mick Cronin did not make the NCAA Tournament until Year 5, which kicked off a nine-year streak.

Coach (Year)	Record	Postseason
Wes Miller (2023-24)	22-15	NIT
Mick Cronin (2008-09)	18-14	N/A
Bob Huggins (1991-92)	29-5	NCAA Final Four
Tony Yates (1985-86)	12-16	N/A
Ed Badger (1980-81)	16-13	N/A
Gale Catlett (1974-75)	23-6	NCAA Sweet 16

STAFF UPDATES

Former assistant coaches Jake Loeffler and Jake Thelen left for head coaching jobs at Loyola (Md.) and Covington Catholic HS, respectively, with Thelen going back to his alma mater.

Miller this offseason added veteran assistant Tim Buckley and former UNC Greensboro and Cincinnati grad assistant Jaylen Stowe.

Buckley, previously at South Carolina for two years, spent 10 years as a head coach at Ball State (2000-06) and NCAA Division III Rockford in Illinois (1989-93). He has more than 35 years of coaching experience overall with recent assistant stops at South Carolina, UNLV, Indiana, Marquette and Iowa. While at Ball State, he helped lead the team to upset wins over No. 3 Kansas and No. 4 UCLA during the 2001 Maui Invitational. The Gamecocks, with his help, went 26-8 last year for their best single-season turnaround in program history.

Stowe was a GA under Miller for the staff's first two years at UC before landing his first full-time job as an assistant coach and recruiting coordinator at High Point. The Panthers, with 11 newcomers, won the Big South regular-season title and went 27-9, their winningest season in their Division I history.

JUMPMAN, JUMPMAN, JUMPMAN...

Cincinnati is returned to familiar threads in 2023-24 with the Jordan brand. The Bearcats were one of the three original schools rewarded with it in 1997, joining St. John's and North Carolina A&T.

Michael Jordan himself helped present the uniforms to the public on the Rosie O'Donnell Show on Sept. 9, 1997.

Wes Miller and assistant coach Andre Morgan collaborate to pick out which pair Miller will wear each game.

MILLER'S EXTENSION

Cincinnati announced on Dec. 14, 2022 that Wes Miller would receive a two-year contract extension, as well as an increased salary, through the 2028-29 season.

JIZZLE JAMES STARS IN FIRST START

Cincinnati was dealt a tough blow late in its overtime win over San Francisco as Day Day Thomas limped off the floor with a season-ending injury.

Enter Jizzle James, who earned his first-career start against Bradley and posted career-highs in points (25) and minutes (38). It marked the highest-scoring game for a Bearcat rookie since Jarron Cumberland in 2017 against South Florida.

"It was just doing my job. I knew I had to play more. I wanted to get my guys in position to be at their best in creating for each other. I came in with a leader mindset in getting people going, and I knew it would open up for myself too."

James also credited Thomas as someone he learned from all season, and how John Newman III "taught me how to be a professional and take care of business, as well as how to be a college athlete."

JIZZLE'S EARLY FRESHMAN SEASON

Freshman guard Jizzle James knew he was going to play no matter what with only one other true point

guard, Day Day Thomas, on the roster.

He had six turnovers over his first two games (32 minutes), but came back two days later against Eastern Washington and had none in 16 minutes. In the process, he collected 13 points for the second-straight game.

Even now, his best games have been on the biggest stages, with 25 against Bradley in his first start, 19 at Xavier, 16 against No. 10 Iowa State and 10 at No. 7 Kansas, among other performances.

"He has the right mindset and work ethic, but he has not impressed me on the basketball court yet," Wes Miller said. "That's a compliment to him, because I think he has so much excellent basketball in front of him."

UC Freshman Scorers, 7.0+ PPG (Since 2010)

Player (Year)	Ppg	Starts
Jizzle James (2023-24)	8.8	2
Tari Eason* (2020-21)	7.3	8
Jarron Cumberland* (2016-17)	8.3	0
Jacob Evans* (2015-16)	13.8	8
Gary Clark* (2014-15)	7.8	34
Sean Kilpatrick* (2010-11, RS)	9.7	1
Lance Stephenson* (2009-10)	12.3	32

*Made NBA

ONE CALL, THAT'S ALL

Well, it took more than that to recruit Arrinten Page out of high school, as Wes Miller and other staff members made as many visits as they could to woo him, including watching his 5:30 AM workouts.

As Page entered the portal, he recalled associate head coach Chad Dollar's blunt approach.

"AP, you coming or not?" Page said. "I committed the next day. It was real simple the second time around."

Page also described playing for Coach Miller as "it's hard if you don't love the game as much as he does. Some days, he will come with this fire and intensity, and if you're not about it, it can get on your nerves. But if you come into work every day, you'll be good."

MITCHELL SHINES EARLY IN HOME EXHIBITION

Dillon Mitchell scored a team-high 12 points on 6-of-6 shooting, in addition to excellent defense that included seven rebounds in 20 minutes, against Ohio State in the home exhibition.

"When we recruited Dillon, one of the most important things we looked for is someone who aligns with who we are and what we are about and how we play. The next thing we look at is how does that person fit in with those returning core guys and we felt like Dillon fit in so well because he can do so many different things and his versatility allows him to play in so many different spots on both sides of the ball. What is neat is who Dillon [Mitchell] is the first couple of weeks of the season will not be who he is in January, February and March. There is still a process for assimilating him and I think he can be terrific if he stays at it like he has so far."

NO BYES (LITERALLY) IN BIG 12

This year's Big 12 slate, as part of its first year of 16 teams, has two games a week from pre-New Year's Day till the tournament in Kansas City.

"We discussed this with our team this week because

SINGLE-SEASON THREE-POINT MAKES

No.	Season
314	2022-23
270	2023-24
269	2021-22
264	2016-17
262	2017-18
260	2011-12
253	1993-94
252	2015-16
237	2003-04

SINGLE-SEASON THREE-POINT ATTEMPTS

No.	Season
894	2022-23
853	2021-22
827	2023-24
765	2016-17
763	2011-12
742	2017-18
729	2012-13
725	2015-16
702	2008-09
693	1993-94

*Bold underline indicates Wes Miller era

ALL-TIME WINNINGEST PROGRAMS

Cincinnati entered the season ranked 12th nationally in all-time wins. The following numbers reflect the preseason.

Rank	School	Wins
1.	Kentucky	2,398
2.	Kansas	2,393
3.	North Carolina	2,372
4.	Duke	2,300
5.	UCLA	2,002
6.	Temple	1,993
	Syracuse	1,993
8.	Notre Dame	1,963
9.	St. John's	1,942
10.	Indiana	1,931
11.	Purdue	1,929
12.	Cincinnati	1,911
13.	Illinois	1,908
14.	Texas	1,900
15.	Utah	1,897

MEASURING THE BIG 12

UC held an 83-42 record against its new league foes entering the season. In addition to UCF and Houston in the AAC from 2013-23, UC and West Virginia competed in the Big East from 2005-13.

Cincinnati's last matchup over an incumbent Big 12 team was a 75-61 win over Kansas State in the 2016 NCAA First Round.

All records above and below are entering 2023-24.

Team	H2H Record	Last Meeting
Baylor	0-1	1947
BYU	1-2	2001
UCF	10-5	2023
Houston	33-14	2023
Iowa State	4-1	2016
Kansas	4-3	1996
Kansas State	7-1	2016
Oklahoma	4-2	2011
Oklahoma St.	2-3	2002
TCU	5-0	2005
Texas	2-0	2012
Texas Tech	1-0	1961
West Virginia	10-10	2012

our guys looked a little rundown for the first time, and I tried to remind them that in January and February we are going to have two games a week and we are going to have to do that for 10 straight weeks,” Miller said of the team’s expectations. “We are going to have to push through this because we are going to feel like this again. That is a different experience from what we had a year ago and it will be that way for everybody. This is why the work you do now to prepare for that is going to matter. Your physical condition, mental preparations and your resilience as a team is going to be put to the test. Finally, you hope your depth ends up being a factor if you are deeper than some other teams.”

LUKOSIUS: MR. CLUTCH IN 2024

The big year for the junior from Lithuania continued in the NIT first round, as Lukosius went 8-for-10 from deep for 28 points against San Francisco, including the game-winner trailing by 2 with 3 seconds left in overtime. Lukosius’ 26 second-half points, for a career-high 31, against WVU in the opening round of the Big 12 Tournament continued what’s been an amazing trend. Three of UC’s Big 12 wins have come with Lukosius nailing the game-winner or an equally-impressive dagger in the final seconds.

His pull-up jumper with 21 seconds left at No. 15 Texas Tech gave UC a 73-72 lead, and after a Red Raider miss, John Newman III was all alone in the backcourt to stall time before a dunk with 2 seconds left to close the 75-72 win.

At UCF, Lukosius drove baseline and hit a tough layup to make it a 3-point game in that eventual victory.

Finally, in a pivotal game for the Bearcats against K-State, he nailed an NBA-range, top-of-the-key triple over his defender with 9.9 seconds left to put UC ahead and win, 74-72. Even better, it came with his family in attendance.

EXTRA MILE IN RECRUITING SIMAS

Simas Lukosius is a fan favorite at UC, bringing a substantial Big East resume from his two years at Butler.

Assistant coach Drew Adams, who has the most international ties (as well as the state of Indiana) on staff, was largely credited with bringing him to Clifton, and Lukosius described it as “major” that Adams flew to Lithuania to visit the family during the process.

“I put a lot of attention to how the coaching staff is going to treat my father or family in general. I feel like the way this coaching staff put a lot of focus on recruiting not just me, but the people around me, I really rely on my dad a lot for decision-making.”

It’s not the first time UC went above-and-beyond in the family circuit. Landers Nolley II, last year’s leading scorer, was treated to a zoo visit with his daughter as part of his pitch.

SEVEN-NATION SIMAS

Lukosius, by virtue of his father’s coaching career, has lived in seven countries: Lithuania, Russia, Kuwait, Lebanon, Germany, Bahrain and the United States.

“A lot of those countries I lived in when I was a little

kid, like before I even turned eight,” he said. “I think without even realizing it back then, it made me more comfortable with changing my surroundings and adapting quickly. I left to live in Germany when I was 15 and came to America for the first time as a freshman. I feel like there was never a time where I thought coming to a new place was hard. I’ve always been good at adapting to any situation.”

SKILLINGS’ 20-PIECE SKILLSET

Dan Skillings Jr. scored 17 of his 20 points against Bradley in the second half, giving him six 20-point games in his career. Several have come in big stages, beginning with Temple in the 2023 AAC Tournament as a freshman.

Others have come at No. 14 Baylor and in the thrashing of No. 16 Kansas at the Big 12 Championship.

GAME	POINTS
vs. Temple (AAC)	20

Northern Kentucky	25
Stetson	29
@ (14) Baylor (starter)	24
UCF (starter)	21
vs. (16) Kansas (starter)	25
Bradley (NIT) (starter)	20

JOHNNY DAWKINS ON SKILLINGS

UCF head coach Johnny Dawkins had a lot to say about sophomore Dan Skillings Jr. following his 21-point performance against the Knights on Jan. 27.

“I have watched the young man get better and better over the last year. You see improvement, that is what you want to see, that is what we kind of grew up with as coaches and players, is watching a natural progression of a player like him. It is fun seeing him develop and blossom, I think his best basketball is still ahead of him. I see a lot of things this young man will be able to do as he continues to improve his game. The Cincinnati coaching staff is doing a great job with his development, and you see that.”

JIZZLE: IT’S AN ALTER EGO

The age-old question made the airwaves, via a WCPO feature in the Cincinnati market.

“Jizzle is my on-court persona,” said the freshman point guard. “It means playing hard and being myself, especially having the same name as my dad. I use that to play with an extra edge on the court.”

“I was creating a monster with (the nickname Jizzle),” said his Pro Football Hall of Fame father. “We knew we had to create something special. I always tell him that’s his alter ego. He turns into a whole nother person. Some people would call me Jizzle or E-Jizzle, or whatever, so I handed it down to him so he could take it to another level.

KELVIN SAMPSON ON JIZZLE JAMES

Houston head coach Kelvin Sampson, of 19 NCAA Tournaments and a pair of Final Fours over his illustrious career, spoke highly of the Bearcat rookie.

“He doesn’t look like a freshman, does he? He’s a big, strong guard with great quickness. I like his game a lot, and he’s only gonna get better. Jizzle James, I just like saying his name. I would never call him Edgerrin James, Jr. We’ve played against some real good guards here, and one of the best I ever went against was (former Cincinnati All-American) Steve Logan.”

CARDIAC CATS’ COMEBACKS

The 16-point, second-half comeback against West Virginia in the Big 12 Tournament marked the eighth game under Wes Miller in which it came back from 10-plus points to win. Three of those were against ranked teams, and five of the eight are this year.

In the WVU game at the Big 12 Championships, Cincinnati wiped out its 16-point deficit in only 4:21. It even came in the same arena as the Illinois game.

Game (Year)	Largest Deficit (Half)
vs. No. 14 Illinois (2021-22)	15 (11:56 in 1)
at Wichita State (2021-22)	10 (8:50 in 1)
vs. Temple (2022-23)	10 (13:15 in 1)
Evansville (2023-24)	10 (19:44 in 2)
at No. 12 BYU (2023-24)	10 (19:43 in 2)
No. 19 TCU (2023-24)	11 (7:33 in 1)
UCF (2023-24)	12 (Halftime)
vs. West Virginia (2023-24)	16 (11:45 in 2)

OVERTIME CATS UNDER MILLER

Wes Miller is 13-8 in overtime as a head coach, including 9-6 at UNCG and 4-2 at Cincinnati. Below are his results since coming to Clifton.

Per ESPN Stats and Info, Cincinnati’s win over No. 19 TCU extended its ranked overtime win streak to 12, the longest streak in AP poll history by a wide margin. It began with a 2OT victory over No. 22 Marquette on Feb. 13, 1994.

Game (Year)	Result
at Tulane (2022-23)	L, 94-101
Temple (2022-23)	W, 88-83
at Howard (2023-24)	W, 86-81
No. 19 TCU (2023-24)	W, 81-77
at Oklahoma (2023-24)	L, 71-74
San Francisco (NIT, 2023-24)	W, 73-72

DAY DAY THOMAS: MR. 5-5-5

The regular-season finale saw Day Day Thomas become the first UC player since 2018 to record 5 rebounds, 5 assists and 5 steals in a game, and the Bearcats blew out West Virginia, 92-56.

Player	Year	Opponent
Cashmere Wright	2012	Villanova
Cashmere Wright	2012	@ Villanova
Cashmere Wright	2012	Florida St. (NCAA)
Jacob Evans	2018	Temple
Day Day Thomas	2024	West Virginia

OFFENSIVELY SPEAKING...

Below are the comparisons within its last several years (2017-18), with asterisks on NCAA Tourney teams. The 2019-20 squad claimed the AAC regular-season title before the COVID cancellation.

When Wes Miller took over in 2021-22, he immediately launched the scoring offense from 217 to 53.

Season	Scoring Avg.	League/Nat’l Rank
2024-25	87.0	4/30
2023-24	74.7	9/141
2022-23	77.1	3/53
2021-22	69.4	6/217
2020-21	68.9	5/233
2019-20	72.7	3/127
2018-19*	71.7	9/198
2017-18*	74.3	3/161

AND REBOUND MARGIN

Season	Margin	League/Nat’l Rank
2024-25	7.0	7/77
2023-24	7.2	1/16

2022-23	2.6	3/101
2021-22	-0.3	7/211
2020-21	1.7	5/135
2019-20	3.6	4/72
2018-19*	5.0	3/31
2017-18*	7.8	2/8

SKILLINGS: OFFENSIVE X-FACTOR

Sophomore Dan Skillings Jr. showed impressive flashes on his knack for acrobatic layups and rebounds last season.

Cincinnati is now 22-9 (and 17-9 last year) when he scores in double-figures, highlighted by 29 points off the bench against Stetson, the most by a UC reserve since 2002. He made his first start at the hostile Marriott Center against No. 12 BYU and scored UC's first points on an and-one.

RARE AIR: BEARCATS' OFFENSE

Cincinnati scored 85 or more points in six straight games early last season, its most since 1959-60, Oscar Robertson's senior year. That team averaged 98.0 ppg over its season-opening run, eventually finishing third in the nation before winning the next two national titles.

Below are each of the longest 80-plus-point streaks in program history.

Last season's UC team averaged 77.1 ppg (its most since 2001-02) which included a 7.7 ppg improvement from Wes Miller's first year.

Year (Coach)	Games	Postseason
2023-24 (Wes Miller)	6	NIT
2005-06 (Andy Kennedy)	6	NIT
1996-97 (Bob Huggins)	6	NCAA 2nd Round
1994-95 (Bob Huggins)	6	NCAA 2nd Round
1959-60 (George Smith)	9	NCAA Final Four
1954-55 (George Smith)	7	NIT 3rd Round

AZIZ'S AMAZING DEBUT, NOV. 22

Senior forward Aziz Bandaogo made his UC debut off the bench against Georgia Tech on Nov. 22, and calling it jaw-dropping would be an understatement. Bandaogo's first three minutes featured, in order, a blocked shot, alley-oop slam and a team turnover in forcing a shot-clock violation.

The 2022-23 WAC Defensive Player of the Year finished with eight points and nine rebounds over 21 minutes, all while receiving a thunderous ovation as soon as he made his way to the scorer's table.

PERSPECTIVE ON AZIZ BANDAOGO

Aziz Bandaogo averaged 2.9 ppg over his first two years of college (Akron), before moving on to Utah Valley and a year later emerging as ESPN's 16th-rated transfer.

Wes Miller has taken note of his tall tasks of getting out of his comfort zone between the lines, including the first times Bandaogo has been asked to guard a non-center.

"This time last year was the first time he had ever had success at any level of basketball. He was having some games at Utah Valley, the year before he didn't play, he wouldn't even get in the games. So, his development is still early and new ... What's neat when you're working with young people is you can see them improving right in front of your eyes over a short period of time."

SKILLINGS IN ELITE COMPANY

Dan Skillings' career-high 25 points against NKU in 2023-24 marked the third UC performance of 25 or more off the bench since 2010. The full listing is below, with the other two players eventually making the NBA.

His 29 in a double-double performance over Stetson marked the most by a Bearcat reserve since Tony Bobbitt in 2002, as well as the most in a double-double since Troy Caupain in 2016.

Player (Opponent)	Year	Points
Sean Kilpatrick (Wright State)	2010	26
Jarron Cumberland (South Florida)	2017	26
Dan Skillings (NKU)	2023	25
Dan Skillings (Stetson)	2023	29

OLD, BUT WISE

CJ Fredrick enters his seventh year of college as the fifth-oldest player in the country.

Below, in order of their birthdate, with month and day omitted.

PLAYER (CURRENT SCHOOL)	WINS
Trevin Knell (BYU)	1998
Drue Drinnon (Texas State)	1998
Jeff Armstrong (Southern Miss)	1999
Neftali Alvarez (Southern Miss)	1999
CJ Fredrick (Cincinnati)	1999
Cooper Smith (Eastern Michigan)	1999
Jovan Blackshear, Jr. (Cal)	1999
Robert Braswell IV (Charlotte)	1999
Dawson Baker (BYU)	1999

FREDRICK'S WINNING WAYS

Cincinnati native CJ Fredrick has returned home following five years at Iowa and Kentucky. The Covington Catholic (Ky.) grad has also seen his fair share of success at the high-major level and will have up to two years' eligibility at UC, bringing a 113-52 record with him.

Fredrick's redshirt season at Iowa also included defeating Cincinnati in the 2019 NCAA Tournament in Columbus.

Wes Miller has even noted that his first time trying Skyline Chili was per Fredrick's suggestion as he was attempting to recruit him out of the transfer portal in April 2021, shortly after his hiring.

Season	Team Record	Stats
2018-19	23-12, NCAA 2nd Round	Redshirt
2019-20 (Iowa)	20-11, No NCAA (COVID)	10.2 ppg
2020-21 (Iowa)	22-9, NCAA 2nd Round	7.5 ppg
2021-22 (UK)	26-8, NCAA 1st Round	Medical RS
2022-23 (UK)	22-12, NCAA 2nd Round	6.1 ppg

BEARCATS DIG THE LONG BALL

Cincinnati has broken school records in back-to-back seasons for both three-point makes and attempts.

The Bearcats were 314-894 in 2022-23 and 269-853 in 2021-22.

Four of Cincinnati's eight games with its most three-pointers in school history have come in the Wes Miller era, highlighted by 17 (tied for third) against Arizona in Maui and in overtime at Tulane, with the 48 tries in the latter tying the school record. Other games include 16 against Tulsa and Memphis last season.

The one wrinkle this year will be that Cincinnati is

retaining only 10.2 percent of its made three-pointers, keyed by Landers Nolley II's 96 that was fourth in school history and the most since Deonta Vaughn in 2007-08. Nolley's 41.7 percent clip was 12th nationally.

Cincinnati's 7.1 3-pointers per game is the fewest by a Wes Miller team since UNCG in 2014-15.

DOUBLE-DUTY DAN HOARD

The Dayton game last year was yet another glorious chapter in Cincinnati radio voice Dan Hoard's storied career, this time with his best proximity in some time.

Hoard carried the Bengals' 1 p.m. game against the Minnesota Vikings, then trekked slightly down the banks to do the Bearcats-Flyers game at 7 p.m., all on 700 WLW.

Hoard is among a select few handling PxP duties within the college hoops and pro ranks nationally.

Broadcaster	College	Pro
Dan Hoard	Cincinnati (MBB, FB)	Bengals
Josh Maurer	Boston College	Brewers
Zach Zaidman	DePaul	Cubs
Gary Cohen	Seton Hall	Mets
Neal Ruhl	Oakland	Pistons*

*Fill-in

ALL-AMERICAN ON THE RADIO

Former consensus First-Team All-American and 2010 UC Athletics Hall of Fame inductee Steve Logan served as the home radio commentator for the non-conference season.

He was a two-time Conference USA Player of the Year winner and ranks third at UC with 1,985 points, including 22.0 ppg as a senior. He also helped the Bearcats to five NCAA Tournament wins over four appearances. Logan's school records include the most wins (111), highest career free-throw percentage (86.1 percent) and most single-game assists (16) among many decorated achievements.

MONSTER FACTORY LEGACY

Mike Rehfeldt, UC's Associate Athletic Director for Sports Performance, has become a beacon within the men's basketball program. He first served the Bearcats from 2012-20 before joining Miller's inaugural staff after a one-year stint at UConn.

Rehfeldt's cutting-edge investments go beyond the plates and into the technology realm. He also helped hire Dillon Frees, the athletics department's first-ever Director of Performance Nutrition.

- Notable performers on this year's roster include:
- Connor Hickman set the program record with 31 reps on the 185 bench
 - Jizzle James has the highest max vertical jump at 44"
 - Aziz Bandaogo holds the highest touch of 12'4

PUBLISHED AUTHOR

Few coaches, or anyone in particular, can say they published a book while in school. Wes Miller authored "The Road to Blue Heaven," a diary of his senior season as a Tar Heel.

DOLLAR PROMOTED IN 2022-23

Third-year UC coach Chad Dollar earned a promotion in Fall 2022 to associate head coach. Dollar has built a national reputation at the highest

levels of the game.

“He’s been the guy whose counsel and advice has really helped me and part of it was, he’s earned it,” Miller said. “I want him to have the confidence to know that I want him to speak up more, whether it’s with our players, whether it’s on the court, whether it’s in the locker room, or whether it’s in staff meetings, or whether it’s opening my door, when I need to hear something that maybe I don’t want to hear, I want him to know that I have the confidence and I’m putting him in a role that I expected to do that.”

YOUNG, WILD AND FREE

Head coach Wes Miller holds the active lead for wins by a coach by 40.

In fact, Miller already had the most Division I wins of any active coach by their 40th birthday, which he celebrated Jan. 28. All coaches listed below were active in 2022-23.

COACH (CURRENT SCHOOL)	WINS
Wes Miller (Cincinnati)	217
Rick Pitino (St. John’s)	200
Shaka Smart (Marquette)	195
Cliff Ellis (Coastal Carolina)	192
Bob Huggins (West Virginia)	191
Bill Self (Kansas)	190
Andrew Toole (Robert Morris)	188
Herb Sendek (Santa Clara)	186
John Calipari (Kentucky)	185
Thad Matta (Butler)	183
Jim Boeheim (Syracuse)	182

BUT WAIT, THERE’S MORE

The scope of college basketball history comes into play with Miller’s win total. The following numbers reflect wins as a Division I member via Sports-Reference.com, with each school in parenthesis the school of their 40th birthday.

Miller is tied for 15th overall in this category, and even six of the 14 ahead of him achieved their milestones before 1950.

Coach	Wins	Year
Phog Allen (Kansas)*	339	1925
Bob Knight (Indiana)*	307	1980
Henry Iba (Okla. State)*	292	1944
Pat Page (Butler)*	261	1926
Terry Holland (Virginia)	256	1982
Forddy Anderson (Mich. St.)	251	1959
Jim Valvano (N.C. State)	250	1986
Eddie Cameron (Duke)	234	1942
Chick Davies (Duquesne)	233	1940
Digger Phelps (Notre Dame)	232	1981
Billy Donovan (Florida)	228	2005
Pat Kennedy (Florida State)*	228	1992
G. Ott Romney (BYU)	227	1932
Johnny Bach (Penn State)	219	1964
Wes Miller (Cincinnati)	217	2023
J. Fred Bohler (Wash. State)	217	1925
Mike Krzyzewski (Duke)*	215	1987
Bobby Cremins (Ga. Tech)	211	1987
Howie Dallmar (Stanford)	211	1962
Everett Dean (Indiana)*	208	1938
Scott Sutton (Oral Roberts)	204	2010
Larry Weise (St. Bonaventure)	202	1973

*Naismith Memorial Basketball Hall of Fame

LAST TIME OUT

ATLANTA -- Cincinnati led 45-29 at the half, Dillon Mitchell recorded his first double-double of the season and the No. 18 Bearcats defeated Georgia Tech, 81-58, on Saturday afternoon.

The victory gave Cincinnati nine in a row against the ACC, a streak that began against Maryland in the 2009 Maui Invitational. UC defeated Georgia Tech at home, 89-54, the night before Thanksgiving last year. The Bearcats are also 5-0 for the third time in four years.

Cincinnati led 12-4 at the 15:37 media timeout thanks to a pair of Connor Hickman layups and two Aziz Bandaogo free-throws after the break.

The Bearcats took a 29-17 lead, their largest at that point, on three-straight alley-oops from Jizzle James to Mitchell. It became a 10-0 run over 2:39 when Tyler Betsey drilled a trey from the wing at 4:21, assisted by Hickman, to make it 33-17.

Cincinnati missed its first six shots of the second half, but offensive rebounding and a nifty inbounds steal by Bandaogo kept it ahead 46-32 before Hickman swished a triple at 16:38.

Day Day Thomas, playing in his second game since his preseason injury, kept UC ahead 69-50 at 7:02 as James assisted him on a triple.

Mitchell's first-career 3-pointer made it a 66-46 lead at 8:27, UC's largest of the night.

The weekend was filled with strong homecoming vibes for several in the program, complete with a strong Bearcat contingent in the stands. Atlanta native and associate head coach Chad Dollar coached at Georgia and Georgia Tech, assistant Andre Morgan played at Buford High School, Kennesaw State and North Georgia, junior Josh Reed came from Pace Academy and sophomore Arrinten Page played at Wheeler High School.

FROM WES MILLER

"Any time you get a road win over a quality, Power 4 team, you're gonna feel good about it ... I was pleased with our effort. You look down, and our depth was effective tonight. Arrinten Page, who's an Atlanta native and fouls out in seven minutes, that put a little pressure on us, but our guys stepped up. Dillon slid down and played the small-ball five to give a good run for us. To have one of our key players being in foul trouble and not miss a beat, I like that. Jizzle James is so good and gets better and better because he competes his butt off every day. He goes 0-for-5 from deep, and we score 81 despite that as he's a good shooter, there's a lot of good stuff."

COMPARISON*Offense*

CIN	Team	ASU
87.0	PPG	82.5
55.5	FG%	44.9
44.1	3FG%	36.4
62.9	FT%	68.6
37.4	RPG	37.7
19.6	APG	13.7
9.4	TOs PG	10.7

COMPARISON*Defense*

CIN	Team	ASU
55.4	PPG	78.3
35.5	FG%	43.5
25.9	3FG%	34.3
30.4	RPG	39.0
9.2	APG	14.2
13.0	TOs PG	13.5
7.4	Blocks PG	2.0
6.6	Steals PG	7.2

SERIES HISTORY

- » Cincinnati has won both meetings between the teams, which were home games in 2011 and 2017.
- » The first of those marked one of three games in program history in which UC's opponent had one or fewer free-throw makes.

ALL-TIME RESULTS

Date	Site	Result
11/13/2011	Cincinnati	W, 65-40
11/27/2017	Highland Heights, Ky.	W, 83-51



THE MILLER FILE

- » **Hometown**
- » Greensboro, N.C.
- » **Alma Mater**
- » North Carolina, 2007

COACHING EXPERIENCE

- » **2008-09: Elon**
Assistant Coach
- » **2009-10: High Point**
Assistant Coach
- » **2010-11: UNC Greensboro**
Assistant Coach
- » **2011: UNC Greensboro**
Interim Head Coach
- » **2011-21: UNC Greensboro**
Head Coach
- » **2021-Present: Cincinnati**
Head Coach

PLAYING EXPERIENCE

- » **2002-03**
James Madison
- » **2004-07**
North Carolina
- » **2007-08**
London Capital (BBL)
- » **Member of North Carolina's 2004-05 National Championship Team**

CINCINNATI HEAD COACH WES MILLER

Wes Miller enters his fourth season as the University of Cincinnati's men's basketball head coach, poised to take the Bearcats to the next level in their second year of the nation's best basketball conference, the Big 12.

The 41-year-old Miller already boasts 13 years of head coaching experience. He spent a decade at UNC Greensboro, posting five-straight 20-win seasons and appearances in the 2018 and 2021 NCAA Tournaments before taking the helm of the Bearcats.

Miller boasts seven 20-win seasons (two at Cincinnati) and a 248-178 overall record. He has mentored 24 All-Conference players as a head coach, including five over his first three seasons at UC.

A former walk-on at North Carolina, Miller became a national champion and team captain for the Tar Heels. He is also one of seven head coaches in 2024-25 to have won a national title as a player. Miller has quickly molded the Bearcats in his own image of toughness and resilience.

MILESTONE MAN

Miller earned 217 wins by his 40th birthday, which ranked him 15th all-time and seventh among head coaches after 1970. Five of the names ahead of him are Naismith Memorial Basketball Hall-of-Famers as well. His 41 over his first two years at UC trail only Ed Jucker, who won national titles in 1961 and 1962, for most at the school, and he has won 20-plus games in six of his last seven seasons.

CINCINNATI SEASON SUMMARIES

The 2023-24 season saw Cincinnati rattle off four ranked wins out of 22 overall in its first Big 12 campaign. The last of those was a 72-52 win over No. 16 Kansas in the Big 12 Tournament, with the others against No. 12 BYU, No. 15 Texas Tech (both on road) and No. 19 TCU. Dan Skillings Jr. and Aziz Bandaogo gained All-Big 12 Honorable Mention accolades, while John Newman III made the All-Defensive Team. Cincinnati advanced to the NIT Quarterfinals and were 37th in the NET.

Cincinnati's 2022-23 squad claimed its 40th, 20-win season while returning to the postseason with a trip to the NIT Quarterfinals, highlighted by an 81-72 first-round win over Virginia Tech. Cincinnati also improved its league-win total by four games. Miller's squad finished in the top-30 for turnovers for the second-straight season after coming in below 267 the previous two. UC's 77.1 ppg marked its highest since 2001-02 and up 7.7 from Miller's first year. Landers Nolley II produced career-highs in every category en route to First-Team honors, while David DeJulius made the Third-Team for the second-straight year as he finished third nationally in assist-turnover ratio and third in UC single-season history with 192 assists. Cincinnati also broke its three-point records in each of his first two seasons.

The 2021-22 season saw Miller become the first UC coach to start his tenure 5-0, and the fifth win was a 71-51 dismantling of No. 14 Illinois in Kansas City. It marked the Bearcats' largest margin-of-victory over a ranked opponent since 2011. DeJulius earned Third-Team All-AAC honors as well. The team improved in many categories following its 12-11 campaign the year before, including its national rankings in turnovers per game (27 from 267) and field-goal defense (35 from 186) among many others.

Not only that, UC set a program record in the fall semester with a 3.484 GPA, seeing nine student-athletes earn Dean's List accolades as well.

ALL-CONFERENCE SELECTIONS

Miller has coached 24 All-Conference players over his career, including the below five from Cincinnati. UNCG's Isaiah Miller was a repeat Southern Conference Player of the Year in 2020 and 2021, while Tevon Saddler (2014) and Keyshaun Langley (2020) earned Freshman of the Year honors.

2024: Dan Skillings and Aziz Bandaogo (Big 12)

2023: Landers Nolley II and David DeJulius (AAC)

2022: David DeJulius (AAC)

NATIONALLY-PRAISED

Regarded as one of the top young coaches in college basketball, Miller built UNC Greensboro into perennial championship and NCAA Tournament contenders, was named ESPN.com's No. 1 Coach Under 40 in May 2020 and also was tabbed for The Athletic's 40 Under 40 list a year ago. His 185-career wins going into the 2021-22 season also put him in the national lead for coaches under 40, ahead of LSU's Will Wade (177) and New Mexico's Richard Pitino (159).

Miller's collegiate head coach and mentor Roy Williams had high praise for his former player.

"Wes Miller is one of the most outstanding young coaches in our game and what he did at UNC Greensboro makes me believe he is THE most outstanding. As a player at North Carolina he came closer to reaching his full potential than any player I've ever coached. His energy, his determination, his intelligence and his care for young people convinces me that he will continue at that level. I am so happy for him and the University of Cincinnati Basketball program and I look forward to being in the stands!"

AT UNCG

- The Spartans all-time winningest head coach, Miller totaled 185 wins in 10 seasons with four Southern Conference Regular-Season Championships. Over the last five years, UNCG has five-straight 20-win seasons, two NCAA Tournament appearances, two NIT appearances, two Southern Conference Tournament Championships, 125 wins and 70-20 record in conference play.
- UNCG won 21 games during the 2020-21 season along with the SoCon regular season and tournament championship and earned its second NCAA Tournament appearance in four years.
- The Spartans won 20 or more games in each of the last five seasons, including a program record 29 in 2018-19. Miller led UNCG to NCAA Tournament appearances in 2017-18 and 2020-21.

AS AN ASSISTANT COACH

- Miller, who also spent the 2010-11 season as an assistant coach at UNCG, also spent two seasons as an assistant coach at Elon and High Point. Miller also ran his own basketball camps in Charlotte and Greensboro for two summers.

MILLER'S YEARLY COACHING RECORD

SEASON	SCHOOL (CONF.)	OVERALL	LEAGUE (FINISH)	LEAGUE TOURNAMENT	POSTSEASON
2011-12	UNC Greensboro (SoCon)	11-11	10-8 (First, North)	Semifinals	
2012-13	UNC Greensboro (SoCon)	9-22	6-12 (Sixth, North)	Quarterfinals	
2013-14	UNC Greensboro (SoCon)	14-18	7-9 (Sixth)	First Round	
2014-15	UNC Greensboro (SoCon)	11-22	6-12 (Ninth)	Quarterfinals	
2015-16	UNC Greensboro (SoCon)	15-19	10-8 (Sixth)	Quarterfinals	CBI Quarterfinals
2016-17	UNC Greensboro (SoCon)	25-10	14-4 (First)	Runner-Up	NIT First Round
2017-18	UNC Greensboro (SoCon)	27-8	15-3 (First)	Champion	NCAA First Round
2018-19	UNC Greensboro (SoCon)	29-7	15-3 (Second)	Runner-Up	NIT Second Round
2019-20	UNC Greensboro (SoCon)	23-9	13-5 (Third)	Quarterfinals	
2020-21	UNC Greensboro (SoCon)	21-9	13-5 (First)	Champion	NCAA First Round
2021-22	Cincinnati (AAC)	18-15	7-11 (Eighth)	Quarterfinals	
2022-23	Cincinnati (AAC)	23-13	11-7 (Fourth)	Semifinals	NIT Quarterfinals
2023-24	Cincinnati (Big 12)	22-15	7-11 (11th)	Quarterfinals	NIT Quarterfinals
2024-25	Cincinnati (Big 12)	5-0			
Head Coaching Totals		253-178	134-98		

PLAYING DAYS

- In three seasons as a player at North Carolina under Coach Williams, Miller helped the Tar Heels to the national championship in 2005, two Atlantic Coast Conference regular-season championships and one ACC Tournament title.
- He was team captain as a senior in 2006-07, leading UNC to 31 wins and the NCAA Elite 8 as well as the ACC regular-season and tournament titles, and a final No. 3 national ranking.
- A fan favorite at UNC, Miller authored a book entitled The Road to Blue Heaven, which was published as a diary of his experiences as a North Carolina basketball player.
- In addition to his success on the floor, Miller excelled off the court, earning ACC

Academic Honor Roll recognition and the UNC Athletic Director's Scholar Athlete-Award. He earned his degree in political science from North Carolina in 2007.

- Upon his graduation from North Carolina, Miller played one season of professional basketball for the London Capitals of the British Basketball League, where he averaged 19.6 points per game to rank eighth in the league.
- Miller was a prep standout at the New Hampton School in New Hampshire. He earned a scholarship to James Madison University, where he played one season before transferring to North Carolina to become a walk-on for Coach Williams' squad.

MILLER'S RECORD AGAINST ALL OPPONENTS

Opponent	Record	East Carolina	4-5	Jacksonville	1-0	NIJT	1-0	TCU	1-1
Appalachian State	5-2	Eastern Kentucky	1-0	James Madison	1-0	North Carolina A&T	4-2	Temple	2-3
Alabama A&M	1-0	Eastern Michigan	0-1	Johnson & Wales	1-0	North Dakota State	1-0	Tennessee Tech	2-0
Arizona	0-1	Elon	2-8	Kansas	1-2	Norfolk State	1-0	Texas	0-1
Arkansas	0-1	ETSU	9-8	Kansas State	1-0	North Alabama	1-0	Texas Tech	1-0
Arkansas-Pine Bluff	1-0	Eastern Washington	1-0	Kennesaw State	1-0	North Carolina	0-3	Tulane	1-2
Ashland	1-0	Evansville	1-0	Kentucky	0-1	North Carolina Wesleyan	1-0	Tulsa	2-1
Averett	1-0	Ferrum	1-0	La Salle	1-0	Northern Kentucky	3-1	UCF	4-2
Baylor	0-2	Florida A&M	1-0	Lees-McRae	1-0	Ohio	0-1	UIC	1-0
Belmont Abbey	2-0	Florida Gulf Coast	1-0	Liberty	2-0	Ohio State	0-1	UNC-Asheville	1-1
Bradley	1-0	Florida State	0-1	Lipscomb	0-1	Oklahoma	0-1	UNC-Wilmington	2-2
Bryant	3-0	Furman	11-9	Little Rock	1-0	Oklahoma State	0-1	USC Upstate	1-0
BYU	1-0	Georgetown	1-1	Longwood	1-1	Prairie View A&M	1-0	Utah Valley	0-2
Campbell	1-0	Georgia	1-0	Louisiana Tech	2-0	Presbyterian	3-2	VCU	0-1
Chaminade	1-0	Georgia Southern	1-3	Louisville	1-0	Purdue Fort-Wayne	0-1	Vermont	1-0
Chattanooga	14-8	Georgia Tech	2-0	LSU	0-1	Radford	2-0	Virginia	0-2
Chowan	3-0	Gonzaga	0-1	Mars Hill	2-0	Richmond	0-1	Virginia Tech	2-1
Citadel	20-2	Greensboro College	4-0	Memphis	0-4	Rutgers	0-2	VMI	12-2
Clafflin	1-0	High Point	1-4	Mercer	11-4	Samford	17-4	West Virginia	2-1
College of Charleston	2-1	Hofstra	1-0	Merrimack	1-0	San Diego	0-1	Western Carolina	11-9
Coppin State	1-1	Houston	0-8	Miami (FL)	0-1	San Francisco	1-0	Wichita State	3-0
Davidson	0-4	Houston Baptist	1-0	Miami (Ohio)	2-0	South Florida	3-1	William Peace	1-0
Dayton	0-1	Howard	1-0	Monmouth	0-1	SMU	3-1	Winston-Salem	1-0
Delaware	2-0	Illinois	1-0	Montana State	0-1	Southeastern Louisiana	1-0	Winthrop	0-1
Detroit Mercy	2-0	Iowa State	0-1	Morehead State	1-0	Southern Wesleyan	1-0	Wofford	10-12
Duke	0-1	Indiana	0-1	Navy	1-1	Stetson	2-0	Xavier	0-3
Duquense	0-1	Indiana State	0-1	Nicholls	1-0	Syracuse	0-1	Youngstown State	0-1

STARTING BEARCATS

Arkansas-Pine Bluff (W)	James	Skillings	Lukosius	Mitchell	Bandaogo
Morehead State (W)	James	Hickman	Lukosius	Mitchell	Bandaogo
Nicholls (W)	James	Hickman	Lukosius	Mitchell	Bandaogo
at Northern Kentucky (W)	James	Hickman	Lukosius	Mitchell	Bandaogo
at Georgia Tech (W)	James	Hickman	Lukosius	Mitchell	Bandaogo


PHOTO ROSTER



DAN SKILLINGS JR.
G • 6-6 • 215 • JR
Blackwood, N.J.



DAY DAY THOMAS
G • 6-0 • 185 • SR
Bishopville, S.C.




JIZZLE JAMES
G • 6-1 • 195 • SO
Orlando, Fla.




RAYVON GRIFFITH
G • 6-7 • 205 • RFR
Cincinnati, Ohio




CJ FREDRICK JR.
G • 6-3 • 190 • GR
Cincinnati, Ohio



CONNOR HICKMAN
G • 6-3 • 200 • SR
Bloomington, Ind.



JOSH REED
G • 6-7 • 220 • JR
Atlanta, Ga.




C.J. ANTHONY
G • 6-0 • 190 • SR
Columbus, Ohio



TYLER BETSEY
F • 6-8 • 212 • FR
Windsor, Conn.



JJ REMBERT
G • 5-11 • 155 • FR
Queens, N.Y.



ARRINTEN PAGE
F • 6-11 • 245 • SO
Atlanta, Ga.



DILLON MITCHELL
F • 6-8 • 205 • JR
Tampa, Fla.



TYLER MCKINLEY
F • 6-9 • 220 • FR
Cincinnati, Ohio



SIMAS LUKOŠIUS
G • 6-8 • 225 • SR
Kaunas, Lithuania



AZIZ BANDAOGO
F • 7-0 • 235 • SR
Dakar, Senegal



HALVINE DZELLAT
F • 6-10 • 225 • FR
Blois, France



WES MILLER
Head Coach
Fourth Season



CHAD DOLLAR
Assoc. Head Coach
Fourth Season



ANDRE MORGAN
Assistant Coach
Fourth Season



DREW ADAMS
Assistant Coach
Third Season



TIM BUCKLEY
Assistant Coach
First Season



JAYLEN STOWE
Assistant Coach
First Season



BILL COMAR
Chief of Staff
First Season



ASHLEY HECIMOVICH
Exec. Asst. to HC
First Season



#0 DAN SKILLINGS JR.

GUARD • 6-6 • 215 • JUNIOR • BLACKWOOD, N.J. (ROMAN CATHOLIC HS)

- Suffered injury during season opener; timetable to return is uncertain
- All-Big 12 Honorable Mention and averaged 16.4 ppg over his final eight contests
- UC's leading scorer overall (12.9 ppg) and Big 12 regular season play (12.8 ppg)
- Scored 13 points and tied career-high with four assists against WVU in first round of Big 12 Championships
- Gameday scratch against K-State on March 2 due to hip injury
- No. 5 SportsCenter play following Texas game for his driving dunk and-one
- Earned first-career start in win at No. 12 BYU, scoring team's first points as well
- 29 points against Stetson were most by a UC reserve since Tony Bobbitt in 2002; also had 25 against NKU
- Named by Jon Rothstein as one of the nation's 20 under-the-radar breakout players for 2023-24
- Finished with a career-high 20 points in AAC Quarterfinals vs. hometown Temple; team is 20-7 when he hits double-figures for his career (16-7 this year)
- Did not play organized basketball until the ninth grade
- Discovered by Wes Miller as he pulled down three-straight offensive rebounds at an AAU game
- Highest-touted recruit out of Wes Miller's first freshman signing class
- Added 15 lbs to his frame over first summer at UC
- Says defensive improvement for this season is where he jumped the most in offseason, to "help our team the most and our coaches"



2024-25 (JUNIOR)

Opponent	Min	FG-FGA	3FG-FGA	FT-FTA	Off-Def-Tot	PF	A	TO	Blk	Stl	Pts
Arkansas-Pine Bluff*	23	6-11	1-3	4-4	5-6-11	0	4	2	1	1	17
Morehead State				DNP							
Nicholls				DNP							
at Northern Kentucky				DNP							
at Georgia Tech				DNP							

SEASON & CAREER STATISTICS

2024-25 SEASON			CAREER	
17 vs. UAPB, 11/4/24	Pts	29 vs. Stetson, 12/22/23		
6 vs. UAPB, 11/4/24	FG Made	11 vs. Stetson, 12/22/23		
11 vs. UAPB, 11/4/24	FG Atts	23 vs. Kansas, 3/13/24		
1 vs. UAPB, 11/4/24	3PT-FG Made	4, 2x, last at Baylor, 1/13/24		
3 vs. UAPB, 11/4/24	3PT-FG Atts	9 at West Virginia, 1/31/24		
4 vs. UAPB, 11/4/24	FT Made	7 vs. Bryant, 12/12/23		
4 vs. UAPB, 11/4/24	FT Atts	8, 5x, last vs. Bradley, 3/23/24		
11 vs. UAPB, 11/4/24	Rebs	13 vs. Bryant, 12/4/22		
4 vs. UAPB, 11/4/24	Assts	4, 3x, last vs. UAPB, 11/4/24		
1 vs. UAPB, 11/4/24	Stls	4 vs. Baylor, 3/14/24		
1 vs. UAPB, 11/4/24	Blks	3, 2x, last at Texas Tech, 2/3/24		
23 vs. UAPB, 11/4/24	Mins	37 vs. West Virginia, 3/12/24		

* Big 12 Championships

MISCELLANEOUS STATISTICS

CATEGORY	2022-23	2023-24	2024-25	CAREER
Double-Figure Scoring Games	4	25	1	30
Double-Figure Rebounding Games	1	5	1	7
Double-Double Games	1	3	1	5
20-Point Scoring Games	1	6	0	7
Games Led UC in Scoring	0	12	0	12
Games Led UC in Rebounding	1	7	1	9
Games Led UC in Assists	0	2	0	2
Games With 3+ Assists	1	4	1	6
Games With 3+ Blocks	1	1	0	2
Games With 3+ Steals	1	2	0	3
Games With 3+ Three-Pointers	2	6	0	8

CAREER STATISTICS

	TOTAL				3-PTERS		REBOUNDS									
YEAR	GP-GS	MIN-AVG	FG-FGA	PCT	FG-FGA	PCT	FT-FTA	PCT	OFF-DEF-TOT	AVG	PF-FO	AST	TO	BLK	STL	PTS-AVG
2022-23	35-0	510-14.6	71-187	.380	19-74	.257	23-38	.605	32-83-115	3.3	42-0	20	30	15	12	184-5.3
2023-24	36-15	1002-27.8	173-411	.421	40-141	.284	79-118	.669	88-144-232	6.4	68-1	56	60	25	33	465-12.9
2024-25	1-1	23-22.6	6-11	.545	1-3	.333	4-4	1.000	5-6-11	11.0	0-0	4	2	1	1	17-17.0
TOTALS	72-16	1535-21.3	250-609	.411	60-218	.275	106-160	.663	125-233-358	5.0	110-1	80	92	41	46	666-9.3



#1 DAY DAY THOMAS

GUARD • 6-1 • 190 • SENIOR • BISHOPVILLE, S.C. (KILGORE COLLEGE)

- Missed first three games after Oct. 22 foot injury; immediately had deflection that led to a steal and assisted on a Mitchell dunk his first two possessions at NKU
- Suffered broken foot in OT against San Francisco and had similar preseason injury
- Erupted for a career-best 29 points, making a career-high 7 3-pointers (on 10 attempts), including back-to-back 3s with two minutes left to give UC the lead and the game-clinching trey with 12 seconds left in the win over West Virginia in the first round of the Big 12 Championships.
- Team leader in steals (61) last year
- 5th Bearcat since 2010 with 5 rebounds, 5 assists and 5 steals in a game
- First to open UC career with four-straight double-figure scoring games since Kyle Washington's eight in 2016-17
- First newcomer to lead UC in scoring of season opener since Sean Kilpatrick in 2010
- No. 4 junior-college prospect by JucoRecruiting.com
- Held one Division I offer (Presbyterian College) out of high school
- Lightning-speed with team-high 2.94 3/4 court sprint time
- Previously played at Lee Central and Ridge View HS in South Carolina

2024-25 (SENIOR)

Opponent	Min	FG-FGA	3FG-FGA	FT-FTA	Off-Def-Tot	PF	A	TO	Blk	Stl	Pts
Missed first three games due to Oct. 22 foot injury											
at Northern Kentucky	14	1-5	0-1	0-0	0-2-2	0	4	3	1	0	2
at Georgia Tech	16	2-3	2-3	0-0	0-1-1	3	2	2	0	0	6



SEASON & CAREER STATISTICS

2024-25 SEASON		CAREER
6 at Georgia Tech, 11/23/24	Pts	29 vs. WVU 3/12/24^
2 at Georgia Tech, 11/23/24	FG Made	10 vs. WVU 3/12/24^
5 at NKU, 11/19/24	FG Atts	18 vs. WVU 3/12/24^3
2 at Georgia Tech, 11/23/24	3PT-FG Made	7 vs. WVU 3/12/24^
3 at Georgia Tech, 11/23/24	3PT-FG Atts	10 vs. WVU 3/12/24^
--	FT Made	5, 4x, last at TCU, 2/24/24
--	FT Atts	7 vs. Stetson, 12/22/23
2 at NKU, 11/19/24	Rebs	5 at Howard, 11/28/23
4 at NKU, 11/19/24	Assts	8 vs. San Francisco, 3/20/24
--	Stls	5 vs. West Virginia, 3/9/24
1 at NKU, 11/19/24	Blks	2, 2x, last at Texas Tech, 2/3/24
16 at Georgia Tech, 11/23/24	Mins	34 vs. WVU 3/12/24^
^ Big 12 Championships		

MISCELLANEOUS STATISTICS

CATEGORY	2023-24	2024-25	CAREER
Double-Figure Scoring Games	14	0	14
Double-Figure Rebounding Games	0	0	0
Double-Double Games	0	0	0
20-Point Scoring Games	3	0	3
Games Led Team in Scoring	2	0	2
Games Led Team in Rebounding	0	0	0
Games Led Team in Assists	16	0	16
Games With 3+ Assists	21	1	21
Games With 3+ Blocks	0	0	0
Games With 3+ Steals	9	0	9
Games With 3+ Three-Pointers	2	0	2

CAREER STATISTICS

2023-24															
			TOTAL		3-PTERS		REBOUNDS								
YEAR	GP-GS	MIN-AVG	FG-FGA	PCT	FG-FGA	PCT	FT-FTA	PCTOFF-DEF-TOT	AVG	PF-FO	AST	TO	BLK	STL	PTS-AVG
2023-24	35-35	933-26.7	134-345	.388	35-125	.280	60-74	.811	13-71-84	2.4	67-3	116	74	6	363-10.4
2024-25	2-0	29-14.6	3-8	.375	2-4	.500	0-0	.000	0-3-3	1.5	3-0	6	5	1	8-4.0
TOTALS	37-35	962-26.0	137-353	.388	37-129	.287	60-74	.811	13-74-87	2.4	70-3	122	79	7	371-10.0



#2 JIZZLE JAMES

GUARD • 6-3 • 205 • SOPHOMORE • ORLANDO, FLA. (OLYMPIA HS)

- Opened season with career-high 10 assists; first point-assist double-double since David DeJulius in Jan. 2023 against ECU
- Highest max vertical jump on the team at 44"
- Torched Bradley for career-high 25 points in his first-career start; also played career-high 38 minutes (previous was 28)
- Credits Day Day Thomas and John Newman III as teammates who have contributed to his success
- Seventh UC freshman to average 7.0-plus ppg since 2010, with each of the previous six all making the NBA
- 12 of his 16 double-digit scoring games in 2023-24 come in Big 12 or postseason play
- Team and career-high 19 points off bench at Xavier
- Six turnovers in first two games (32 minutes), 21 in the 23 games that followed
- No. 52 prospect in his class, including ninth-best point guard
- Son of 11-year NFL running back and Pro Football Hall of Famer Edgerrin James
- Full legal name is Edgerrin James Jr.
- Brother, Eden, is an All-MEAC running back at Howard, including rushing for 177 yards at Northwestern this season



2024-25 (SOPHOMORE)

Opponent	Min	FG-FGA	3FG-FGA	FT-FTA	Off-Def-Tot	PF	A	TO	Blk	Stl	Pts
Arkansas-Pine Bluff*	26	5-12	1-3	1-3	2-5-7	0	10	1	0	1	12
Morehead State*	25	6-10	2-3	0-0	0-1-1	0	2	1	0	0	14
Nicholls*	28	8-11	1-3	2-2	0-6-6	0	4	4	1	1	19
at Northern Kentucky*	26	5-12	1-2	0-0	1-1-2	3	6	2	1	3	11
at Georgia Tech*	29	7-13	0-5	0-0	1-1-2	3	7	1	1	2	14

SEASON & CAREER STATISTICS

2024-25 SEASON			CAREER	
19 vs. Nicholls, 11/15/24	Pts		25 vs. Bradley, 3/23/24	
8 vs. Nicholls, 11/15/24	FG Made		11 vs. Bradley, 3/23/24	
13 at Georgia Tech, 11/23/24	FG Atts		23 at Indiana State, 3/26/24	
2 vs. Morehead State, 11/8/24	3PT-FG Made		4 vs. Iowa State, 2/13/24	
5 at Georgia Tech, 11/23/24	3PT-FG Atts	6, 2x, last vs. San Fran., 3/20/24		
1 vs. UAPB, 11/4/24	FT Made		6 vs. EWU, 11/12/23	
3 vs. UAPB, 11/4/24	FT Atts		7 vs. EWU, 11/12/23	
7 vs. UAPB, 11/4/24	Rebs		5 vs. Iowa State, 2/13/24	
10 vs. UAPB, 11/4/24	Assists		10 vs. UAPB, 11/4/24	
3 at Northern Kentucky, 11/19/24	Stls	3 at Northern Kentucky, 11/19/24		
--	Blks	1, 8x, last vs. Bradley, 3/23/24		
29 at Georgia Tech, 11/23/24	Mins	39 at Indiana State, 3/26/24		

MISCELLANEOUS STATISTICS

CATEGORY	2023-24	2024-25	CAREER
Double-Figure Scoring Games	16	4	20
Double-Figure Rebounding Games	0	0	0
Double-Double Games	0	1	1
20-Point Scoring Games	2	0	2
Games Led Team in Scoring	3	2	5
Games Led Team in Rebounding	0	0	0
Games Led Team in Assists	4	2	6
Games With 3+ Assists	15	3	18
Games With 3+ Blocks	0	0	0
Games With 3+ Steals	0	1	1
Games With 3+ Three-Pointers	1	0	1

CAREER STATISTICS

YEAR	GP-GS	MIN-AVG	TOTAL		3-PTERS		FT-FTA	PCT	REBOUNDS		PF-FO	AST	TO	BLK	STL	PTS-AVG
			FG-FGA	PCT	FG-FGA	PCT			OFF-DEF-TOT	AVG						
2023-24	37-2	712-19.3	132-305	.433	23-80	.288	39-50	.780	23-47-70	1.9	39-0	76	43	8	18	326-8.8
2024-25	5-5	135-27.0	31-58	.534	5-16	.313	3-5	.600	4-14-18	3.6	6-0	29	9	3	7	70-14.0
TOTALS	42-7	847-20.2	163-363	.449	28-96	.292	42-55	.764	27-61-88	2.1	45-0	105	52	11	25	396-9.4



#3 RAYVON GRIFFITH

GUARD • 6-6 • 210 • R-FRESHMAN • CINCINNATI, OHIO (COMPASS PREP)

- Team's top rebounder in the summer, per Wes Miller
- Originally attended Taft HS on Cincinnati's West End before moving to Compass Prep in Arizona for senior year
- UC's first commit of his class
- Rated No. 11 small forward and No. 54 overall prospect by 247Sports
- Led Taft to state title as a senior

2024-25 (RS FRESHMAN)

Opponent	Min	FG-FGA	3FG-FGA	FT-FTA	Off-Def-Tot	PF	A	TO	Blk	Stl	Pts
Arkansas-Pine Bluff	8	2-5	1-3	3-3	0-0-0	1	0	0	0	0	8
Morehead State	9	0-2	0-2	0-0	0-0-0	3	0	1	0	0	0
Nicholls	14	0-3	0-3	2-2	2-0-2	1	2	0	2	0	2
at Northern Kentucky				DNP							
at Georgia Tech	2	1-2	0-0	0-0	0-1-1	0	0	0	0	0	2



SEASON & CAREER STATISTICS

2024-25 SEASON			CAREER	
8 vs. UAPB, 11/4/24	Pts		8 vs. UAPB, 11/4/24	
2 vs. UAPB, 11/4/24	FG Made		2 vs. UAPB, 11/4/24	
5 vs. UAPB, 11/4/24	FG Atts		5 vs. UAPB, 11/4/24	
1 vs. UAPB, 11/4/24	3PT-FG Made		1 vs. UAPB, 11/4/24	
3, 2x, last vs. Nicholls, 11/15/24	3PT-FG Atts	3, 2x, last vs. Nicholls, 11/15/24		
3 vs. UAPB, 11/4/24	FT Made		3 vs. UAPB, 11/4/24	
3 vs. UAPB, 11/4/24	FT Atts		3 vs. UAPB, 11/4/24	
2 vs. Nicholls, 11/15/24	Rebs		2 vs. Nicholls, 11/15/24	
2 vs. Nicholls, 11/15/24	Assts		2 vs. Nicholls, 11/15/24	
--	Stls		--	
2 vs. Nicholls, 11/15/24	Blks		2 vs. Nicholls, 11/15/24	
14 vs. Nicholls, 11/15/24	Mins		14 vs. Nicholls, 11/15/24	

MISCELLANEOUS STATISTICS

CATEGORY	2024-25	CAREER
Double-Figure Scoring Games	0	0
Double-Figure Rebounding Games	0	0
Double-Double Games	0	0
20-Point Scoring Games	0	0
Games Led Team in Scoring	0	0
Games Led Team in Rebounding	0	0
Games Led Team in Assists	0	0
Games With 3+ Assists	0	0
Games With 3+ Blocks	0	0
Games With 3+ Steals	0	0
Games With 3+ Three-Pointers	0	0

CAREER STATISTICS

YEAR	GP-GS	MIN-AVG	TOTAL		3-PTERS		FT-FTA	REBOUNDS		PF-FO	AST	TO	BLK	STL	PTS-AVG
			FG-FGA	PCT	FG-FGA	PCT		PCTOFF-DEF-TOT	AVG						
2023-24							REDSHIRTED								
2024-25	4-0	32-8.0	3-12	.250	1-8	.125	5-5	1.000	2-1-3	0.8	5-0	2	1	2	0
TOTALS	4-0	32-8.0	3-12	.250	1-8	.125	5-5	1.000	2-1-3	0.8	5-0	2	1	2	0



#5 CJ FREDRICK JR.

GUARD • 6-3 • 185 • GRAD • CINCINNATI, OHIO (KENTUCKY)

- Missed final 11 games of 2023-24 due to injury, as well as 11 of 12 previously
- Brought a 113-52 record into this season between Iowa and Kentucky, including four NCAA appearances (Iowa was top-25 before COVID pause)
- Missed a combined seven games in 2022-23 for hand and rib injuries
- Missed 2021-22 season at Kentucky due to hamstring injury
- Scored in double-figures four times over five-game SEC stretch in 2022-23
- Kentucky was 6-0 when he made 3 or more treys, including three in SEC play, and UC is 5-0 this year when it happens
- Topped the Big Ten with a 46.1% clip (47 of 102) from 3-point range as a true freshman at Iowa in 2019-20
- Attended same high school (Covington Catholic in Ky.) as UC assistant coach Jake Thelen
- Earned 2018 Kentucky Gatorade Player of the Year award among many accolades in high school
- Engaged to Blair Green, a four-year basketball letterwinner at Kentucky who started every game last season

2024-25 (GRAD/SEVENTH SEASON)

Opponent	Min	FG-FGA	3FG-FGA	FT-FTA	Off-Def-Tot	PF	A	TO	Blk	Stl	Pts
Arkansas-Pine Bluff	15	1-2	1-1	0-0	0-1-1	0	1	0	0	0	3
Morehead State	21	1-3	1-3	2-2	0-0-0	0	1	0	0	1	5
Nicholls	4	0-0	0-0	0-0	0-0-0	0	0	0	0	0	0
at Northern Kentucky	2	0-0	0-0	0-0	0-0-0	0	0	0	0	0	0
at Georgia Tech					DNP						



SEASON & CAREER STATISTICS

2024-25 SEASON			CAREER		
3 vs. UAPB, 11/4/24	Pts	23	at Minnesota, 12/25/20		
1 vs. UAPB, 11/4/24	FG Made	8	vs. North Carolina, 12/8/20		
3 vs. Morehead State, 11/8/24	FG Atts	12, 2x, last vs. Texas A&M, 1/21/23			
1, 2x, last vs. M'head State, 11/8/24	3PT-FG Made	5, 4x, last vs. FGCU, 12/3/23			
3 vs. Morehead State, 11/8/24	3PT-FG Atts	10	vs. Texas A&M, 1/21/23		
2 vs. Morehead State, 11/8/24	FT Made	6, 3x, last vs. Howard, 11/7/22			
2 vs. Morehead State, 11/8/24	FT Atts	8	vs. Cincinnati, 12/21/19		
1 vs. UAPB, 11/4/24	Rebs	5	vs. Oral Roberts, 11/15/19		
1 vs. UAPB, 11/4/24	Assts	7	vs. Stetson, 12/22/23		
1 vs. Morehead State, 11/8/24	Stls	4	vs. S.C. State, 11/17/22		
--	Blks	1, 10x, last vs. UIC, 11/6/23			
21 vs. Morehead State, 11/8/24	Mins	39	at Minnesota, 12/25/20		

MISCELLANEOUS STATISTICS

CATEGORY	19-20	20-21	21-22	22-23	23-24	24-25	CAREER
Double-Figure Scoring Games	13	6	-	10	5	0	34
Double-Figure Rebounding Games	0	0	-	0	0	0	0
Double-Double Games	0	0	-	0	0	0	0
20-Point Scoring Games	3	2	-	1	0	0	6
Games Led UC in Scoring	-	-	-	-	2	0	2
Games Led UC in Rebounding	-	-	-	-	-	0	-
Games Led UC in Assists	-	-	-	-	1	0	1
Games With 3+ Assists	14	7	-	6	3	0	30
Games With 3+ Blocks	0	0	-	0	0	0	0
Games With 3+ Steals	0	0	-	1	0	0	1
Games With 3+ Three-Pointers	6	6	-	6	4	0	22

CAREER STATISTICS

YEAR	GP-GS	MIN-AVG	TOTAL		3-PTERS		FT-FTA	REBOUNDS			PF-FO	AST	TO	BLK	STL	PTS-AVG
			FG-FGA	PCT	FG-FGA	PCT		PCTOFF-DEF-TOT	AVG							
2018-19^									REDSHIRTED							
2019-20^	25-25	715-28.6	87-180	.483	47-102	.461	35-44	.795	16-32-48	1.9	43-0	69	32	5	17	256-10.2
2020-21^	27-27	666-24.7	72-152	.474	36-76	.474	23-34	.676	5-24-29	1.1	25-0	52	10	4	10	203-7.5
2021-22&									DNP - MEDICAL REDSHIRT							
2022-23&	27-15	601-22.3	54-154	.351	34-107	.318	22-24	.917	6-15-21	0.8	30-0	41	14	0	14	164-6.1
2023-24	15-10	309-20.6	30-72	.417	23-54	.426	8-11	.727	4-11-15	1.0	18-0	23	5	1	3	91-6.1
2024-25	4-0	43-10.6	2-5	.400	2-4	.500	2-2	1.000	0-1-1	0.3	0-0	2	0	0	1	8-2.0
TOTALS	98-77	2335-23.8	245-563	.435	142-343	.414	90-115	.783	31-83-114	1.2	116-0	187	61	10	45	722-7.4



#8 CONNOR HICKMAN

GUARD • 6-3 • 200 • SENIOR • BLOOMINGTON, IND. (BRADLEY)

- Set UC's program record with 31 reps on the 185 bench this summer
- Scored 14 points, all in the first half, at Cincinnati in the NIT
- Played under current UC assistant Drew Adams his freshman year at Bradley
- Brother, Garrett, was an offensive lineman at Indiana State
- MVC All-Freshman team in 2021-22 and Third-Team All-Conference in 2023-24

2024-25 (SENIOR)

Opponent	Min	FG-FGA	3FG-FGA	FT-FTA	Off-Def-Tot	PF	A	TO	Blk	Stl	Pts
Arkansas-Pine Bluff	23	5-6	3-4	0-0	2-2-4	2	2	1	0	2	13
Morehead State*	25	1-5	0-3	0-1	0-2-2	3	1	1	1	0	2
Nicholls*	26	2-7	0-3	0-0	0-3-3	0	3	0	0	1	4
at Northern Kentucky*	27	4-7	2-5	0-0	0-1-1	1	1	1	0	2	10
at Georgia Tech*	25	6-8	2-3	0-0	0-5-5	1	3	1	0	0	14

2023-24 (JUNIOR, BRADLEY)

Opponent	Min	FG-FGA	3FG-FGA	FT-FTA	Off-Def-Tot	PF	A	TO	Blk	Stl	Pts
UAB	37	3-8	2-6	0-0	0-1-1	2	3	5	0	0	8
Utah State	39	8-15	2-7	3-4	2-6-8	1	4	5	0	0	21
Tarleton State	33	3-4	1-2	0-0	0-2-2	1	6	1	0	3	7
Tulane	33	5-13	2-6	0-3	1-2-3	1	2	3	0	0	12
UTEP	36	5-12	2-6	4-4	1-0-1	2	1	1	0	1	16
Vermont	32	5-10	3-6	1-2	0-3-3	1	6	1	0	2	14
Murray State	31	3-10	3-7	2-3	0-2-2	3	3	1	0	1	11
Indiana State	31	7-14	3-6	2-4	0-3-3	0	1	0	0	3	19
Truman State	17	0-2	0-2	2-2	0-0-0	1	3	1	0	1	2
Valparaiso	29	10-16	6-9	2-2	0-5-5	3	1	2	0	3	28
Missouri State	33	9-18	6-11	1-3	0-6-6	0	2	1	0	1	25
Evansville	28	4-7	1-3	0-0	0-4-4	1	5	1	0	3	9
UIC	32	7-11	3-7	5-6	1-1-2	1	4	1	0	0	22
Southern Illinois	35	6-12	2-4	1-1	0-2-2	3	1	3	1	1	15
Belmont	27	5-12	1-5	2-2	0-1-1	0	4	0	0	1	13
Murray State	35	4-10	2-7	2-2	1-2-3	0	4	0	0	4	12
Indiana State	39	5-13	2-7	1-2	0-3-3	0	2	3	0	0	13
Northern Iowa	35	9-14	4-9	0-0	0-2-2	0	3	1	0	1	22
Illinois State	35	4-9	2-5	0-0	0-4-4	1	3	1	1	0	10
Evansville	32	5-12	4-7	0-0	1-2-3	3	5	2	0	0	14
Drake	35	6-13	0-3	3-6	0-3-3	1	3	0	0	0	15
UIC	34	3-11	2-5	2-2	1-5-6	3	3	2	0	3	10
Northern Iowa	33	8-16	3-9	3-4	1-2-3	0	2	5	0	1	22
Missouri State	31	4-11	2-5	0-0	0-5-5	3	5	1	0	0	10
Illinois State	32	2-11	1-7	0-0	0-6-6	0	2	1	1	1	5
Southern Illinois	32	5-9	1-2	6-6	3-5-8	2	5	1	0	5	17
Drake	33	3-10	2-4	0-0	0-1-1	1	2	4	1	0	8
UIC	25	7-11	6-9	0-2	0-5-5	2	2	4	1	1	20
Drake	32	8-16	3-7	2-2	0-2-2	3	0	3	0	0	21
Loyola (IL)	35	5-9	1-4	3-5	1-4-5	3	2	2	0	0	14
Cincinnati	31	6-12	2-7	0-0	0-3-3	1	2	2	0	1	14



SEASON & CAREER STATISTICS

2024-25 SEASON			Career	
14 at Georgia Tech, 11/23/24	Pts	28 at Valparaiso, 1/3/24		
6 at Georgia Tech, 11/23/24	FG Made	10 at Valparaiso, 1/3/24		
8 at Georgia Tech, 11/23/24	FG Atts	18 vs. Missouri State, 1/6/24		
3 vs. UAPB, 11/4/24	3PT-FG Made	6, 3x, last vs. UIC, 3/8/24		
4 vs. UAPB, 11/4/24	3PT-FG Atts	11 vs. Missouri State, 1/6/24		
--	FT Made	6 vs. Southern Illinois, 2/28/24		
1 vs. Morehead State, 11/8/24	FT Atts	8 vs. St. Joe's, 12/18/21		
5 at Georgia Tech, 11/23/24	Rebs	8, 2x, last vs. So. Illinois, 2/28/24		
3, 2x, last at Georgia Tech, 11/23/24	Assts	9 at Missouri State, 12/3/22		
2 vs. UAPB, 11/4/24	Stls	5 vs. Southern Illinois, 2/28/24		
1 vs. Morehead State, 11/8/24	Blks	2 vs. Northern Iowa, 3/3/23		
26 vs. Nicholls, 11/15/24	Mins	40 vs. Illinois State, 1/25/23		

MISCELLANEOUS STATISTICS

CATEGORY	21-22	22-23	23-24	24-25	CAREER
Double-Figure Scoring Games	9	13	25	2	49
Double-Figure Rebounding Games	0	0	0	0	0
Double-Double Games	0	0	0	0	0
20-Point Scoring Games	0	0	8	0	8
Games Led UC in Scoring					0
Games Led UC in Rebounding					0
Games Led UC in Assists					0
Games With 3+ Assists	3	12	17	1	33
Games With 3+ Blocks	0	0	0	0	0
Games With 3+ Steals	1	1	7	0	9
Games With 3+ 3-Pointers	4	7	11	1	23

CAREER STATISTICS

YEAR	GP-GS	TOTAL			3-PTERS		REBOUNDS							
		MIN-AVG	FG-FGA	PCT	FG-FGA	PCT	FT-FTA	PCTOFF-DEF-TOT	AVG	PF-FO	AST	TO	BLK	STL PTS-AVG
2021-22*	31-23	720-23.2	76-184	.413	34-91	.374	26-31	.839	18-54-72	2.3	64-0	35	34	5 18 212-6.8
2022-23*	34-34	1032-30.4	110-277	.397	48-143	.336	24-42	.571	10-90-100	2.9	73-0	71	56	7 27 292-8.6
2023-24*	31-30	1002-32.3	164-351	.467	74-184	.402	47-67	.701	13-92-105	3.4	43-0	91	58	5 37 449-14.5
2024-25	5-4	126-25.3	18-33	.545	7-18	.389	0-1	.000	2-13-15	3.0	7-0	10	4	1 5 43-8.6
TOTALS	101-91	2884-28.6	368-845	.436	163-436	.374	97-141	.688	43-249-292	2.9	187-0	207	152	18 87 996-9.9

*Bradley



#10 JOSH REED

GUARD • 6-7 • 220 • JUNIOR • ATLANTA, GA. (PACE ACADEMY)

- 19 minutes against K-State were his most in any conference game for his career
- Defensive specialist who led UC with +25 off bench against Evansville, playing most of second half and pulling them from 58 percent shooting to 22 percent in that period
- Career-highs of 12 boards in 25 minutes against Detroit Mercy in 2023-24
- Mother, Chenoah (formerly Turner), led South Fla. in blocked shots in 1989-90
- Graded as top defender in Xavier and Wichita State games, something Wes Miller remarked has been extremely rare for a freshman in his coaching career
- Member of the Rivals Top 150 out of high school
- Two-time state champion, arriving on scene early as Freshman of the Year

2024-25 (JUNIOR)

Opponent	Min	FG-FGA	3FG-FGA	FT-FTA	Off-Def-Tot	PF	A	TO	Blk	Stl	Pts
Arkansas-Pine Bluff	7	0-0	0-0	0-0	0-0-0	0	1	0	0	1	0
Morehead State	12	1-4	0-1	0-0	0-2-2	1	3	0	1	0	2
Nicholls	20	3-4	2-3	0-0	2-3-5	0	1	1	1	1	8
at Northern Kentucky	12	0-1	0-0	0-0	0-1-1	1	1	0	0	0	0



SEASON & CAREER STATISTICS

2024-25 SEASON			CAREER	
8 vs. Nicholls, 11/15/24	Pts		10 vs. Bryant, 12/4/22	
3 vs. Nicholls, 11/15/24	FG Made		4 vs. Bryant, 12/4/22	
4, 2x, last vs. Nicholls, 11/15/24	FG Atts	5, 2x, last vs. Miami, 12/14/22		
2 vs. Nicholls, 11/15/24	3PT-FG Made	3 vs. ECU, 1/11/23		
3 vs. Nicholls, 11/15/24	3PT-FG Atts	3, 2x, last vs. Nicholls, 11/15/24		
--	FT Made	2 vs. Ohio State, 11/22/22		
--	FT Atts	2, 2x, last vs. Ohio State, 11/22/22		
5 vs. Nicholls, 11/15/24	Rebs	12 vs. Detroit Mercy, 11/10/23		
3 vs. Morehead State, 11/8/24	Assts	4 vs. Detroit Mercy, 11/10/23		
1, 2x, last vs. Nicholls, 11/15/24	Stls	2, 4x, last vs. WVU, 3/9/24		
1, 2x, last vs. Nicholls, 11/15/24	Blks	2 vs. Bryant, 12/4/22		
20 vs. Nicholls, 11/15/24	Mins	25 vs. Detroit Mercy, 11/10/23		

MISCELLANEOUS STATISTICS

CATEGORY	2022-23	2023-24	2024-25	CAREER
Double-Figure Scoring Games	1	0	0	1
Double-Figure Rebounding Games	0	1	0	1
Double-Double Games	0	0	0	0
20-Point Scoring Games	0	0	0	0
Games Led Team in Scoring	0	0	0	0
Games Led Team in Rebounding	1	1	0	2
Games Led Team in Assists	0	0	0	0
Games With 3+ Assists	0	1	1	2
Games With 3+ Blocks	0	0	0	0
Games With 3+ Steals	0	0	0	0
Games With 3+ Three-Pointers	1	0	0	1

CAREER STATISTICS

YEAR	GP-GS	MIN7-AVG	TOTAL		3-PTERS		FT-FTA	REBOUNDS			PF-FO	AST	TO	BLK	STL	PTS-AVG
			FG-FGA	PCT	FG-FGA	PCT		PCT	OFF-DEF-TOT	AVG						
2022-23	29-0	233-8.0	15-44	.341	10-25	.400	3-8	.375	19-30-49	1.7	13-0	7	6	6	2	43-1.5
2023-24	35-0	383-11.0	24-65	.369	13-42	.310	8-11	.727	23-46-69	2.0	33-0	18	14	4	16	69-2.0
2024-25	5-0	65-13.0	4-12	.333	2-6	.333	1-2	.500	3-6-9	1.8	3-0	6	1	2	2	11-2.2
TOTALS	69-0	681-9.9	43-121	.355	25-73	.342	12-21	.571	45-82-127	1.8	49-0	31	21	12	20	123-1.8



#11 C.J. ANTHONY

GUARD • 6-0 • 195 • SENIOR • COLUMBUS, OHIO (PUTNAM SCIENCE ACADEMY)

- Walk-on; only remaining member of Wes Miller's first team in 2021-22
- Has earned recognition in offseason for improvement; could see more minutes

2023-24 (JUNIOR SEASON)

Opponent	Min	FG-FGA	3FG-FGA	FT-FTA	Off-Def-Tot	PF	A	TO	Blk	Stl	Pts
UIC				DNP							
Detroit Mercy	8	2-5	0-1		2-2-4	1	1	1	0	0	4
Eastern Washington				DNP							
Northern Kentucky	1	0-0	0-0	0-0	0-0-0	0	0	0	0	0	0
Georgia Tech	7	0-3	0-3		3-4	1	1-2	0	1	0	3
at Howard				DNP							
Florida Gulf Coast	5	2-4	2-4	2-2	0-1-1	0	0	0	0	1	8
at Xavier				DNP							
Bryant	1	0-1	0-0	0-0	0-0-0	0	0	0	0	0	0
vs. Dayton				DNP							
Merrimack				DNP							
Stetson				DNP							
Evansville				DNP							
at (12) BYU				DNP							
(25) Texas				DNP							
at (14) Baylor				DNP							
(19) TCU				DNP							
(15) Oklahoma	0+	0-0	0-0	0-0	0-0-0	0	0	0	0	0	0
at (7) Kansas				DNP							
UCF				DNP							
at West Virginia				DNP							
at (15) Texas Tech				DNP							
(5) Houston				DNP							
(10) Iowa State				DNP							
at UCF				DNP							
Oklahoma State				DNP							
at TCU	2	0-0	0-0	0-0	0-0-0	0	0	1	0	0	0
at (1) Houston				DNP							
Kansas State				DNP							
at Oklahoma				DNP							
West Virginia	1	0-0	0-0	0-0	0-0-0	0	1	0	0	0	0
vs. West Virginia				DNP							
vs. (16) Kansas	1	0-0	0-0	0-0	0-0-0	0	0	0	0	0	0
vs. (14) Baylor				DNP							
San Francisco (NIT)				DNP							
Bradley (NIT)	2	0-2	0-1	0-0	0-0-0	1	0	0	0	0	0
at Indiana State (NIT)	0+	0-0	0-0	0-0	0-0-0	0	0	0	0	0	0



SEASON & CAREER STATISTICS

2023-24 SEASON			CAREER	
8 vs. FGCU, 12/3/23	Pts		8 vs. FGCU, 12/3/23	
2, 2x, last vs. FGCU, 12/3/23	FG Made		2, 2x, last vs. FGCU, 12/3/23	
5 vs. Detroit Mercy, 11/10/23	FG Atts		5 vs. Detroit Mercy, 11/10/23	
2 vs. FGCU, 12/3/23	3PT-FG Made		2 vs. FGCU, 12/3/23	
4 vs. FGCU, 12/3/23	3PT-FG Atts		4 vs. FGCU, 12/3/23	
3 vs. Georgia Tech, 11/22/23	FT Made		3 vs. Georgia Tech, 11/22/23	
4 vs. Georgia Tech, 11/22/23	FT Atts		4 vs. Georgia Tech, 11/22/23	
4 vs. Detroit Mercy, 11/10/23	Rebs		4 vs. Detroit Mercy, 11/10/23	
1, 3x vs. WVU, 3/9/24	Assts		1, 8x, last vs. WVU, 3/9/24	
1 vs. FGCU, 12/3/23	Stls		1 vs. FGCU, 12/3/23	
--	Blks		--	
8 vs. Detroit Mercy, 11/10/23	Mins		8 vs. Detroit Mercy, 11/10/23	

MISCELLANEOUS STATISTICS

CATEGORY	2021-22	2022-23	2023-24	CAREER
Double-Figure Scoring Games	0	0	0	0
Double-Figure Rebounding Games	0	0	0	0
Double-Double Games	0	0	0	0
20-Point Scoring Games	0	0	0	0
Games Led Team in Scoring	0	0	0	0
Games Led Team in Rebounding	0	0	0	0
Games Led Team in Assists	0	0	0	0
Games With 3+ Assists	0	0	0	0
Games With 3+ Blocks	0	0	0	0
Games With 3+ Steals	0	0	0	0
Games With 3+ Three-Pointers	0	0	0	0

CAREER STATISTICS

YEAR	GP-GS	MIN-AVG	TOTAL		3-PTERS		FT-FTA	REBOUNDS		PF-FO	AST	TO	BLK	STL	PTS-AVG
			FG-FGA	PCT	FG-FGA	PCT		PCTOFF-DEF-TOT	AVG						
2021-22	10-0	15-1.5	2-9	.222	1-7	.143	1-4	.250	2-2-4	0.4	0-0	2	1	0	6-0.6
2022-23	14-0	26-1.9	2-6	.333	1-4	.250	2-4	.500	0-4-4	0.3	4-0	3	2	0	7-0.5
2023-24	11-0	29-2.6	4-15	.267	2-9	.222	5-6	.833	3-4-7	0.7	2-0	3	2	0	15-1.5
TOTALS	35-0	70-2.0	8-30	.867	4-20	.200	8-14	.571	5-10-15	0.4	6-0	8	5	0	28-0.8



#14 TYLER BETSEY

FORWARD • 6-8 • 225 • FRESHMAN • WINDSOR, CONN. (ST. THOMAS MORE HS)

- Two-time Connecticut Gatorade Player of the Year, following UConn's Donovan Clingan in 2021 and 2022.
- Rated as high as No. 37 nationally
- One of his coaches was Cane Broome, a three-year Cincinnati standout (2016-19)
- Active in the Connecticut community with gift and food drives, among others

2024-25 (FRESHMAN)

Opponent	Min	FG-FGA	3FG-FGA	FT-FTA	Off-Def-Tot	PF	A	TO	Blk	Stl	Pts
Arkansas-Pine Bluff	14	2-4	2-3	0-0	0-4-4	1	1	1	1	1	6
Morehead State	18	3-7	1-2	0-0	1-2-3	1	2	0	0	0	7
Nicholls	17	2-6	2-5	1-2	1-2-3	2	1	2	0	0	7
at Northern Kentucky	18	2-4	2-4	1-4	1-3-4	2	0	1	0	0	7
at Georgia Tech	17	2-5	2-2	0-0	2-3-5	3	1	1	1	0	6



SEASON & CAREER STATISTICS

2024-25 SEASON		CAREER
7, 3x, last at NKU, 11/19/24	Pts	7, 3x, last at NKU, 11/19/24
3 vs. Morehead State, 11/8/24	FG Made	3 vs. Morehead State, 11/8/24
7 vs. Morehead State, 11/8/24	FG Atts	7 vs. Morehead State, 11/8/24
2, 4x, last at GT, 11/23/24	3PT-FG Made	2, 3x, last at NKU, 11/19/24
5 vs. Nicholls, 11/15/24	3PT-FG Atts	5 vs. Nicholls, 11/15/24
1 vs. Nicholls, 11/15/24	FT Made	1 vs. Nicholls, 11/15/24
4 at Northern Kentucky, 11/19/24	FT Atts	4 at Northern Kentucky, 11/19/24
4 vs. UAPB, 11/4/24	Rebs	4 vs. UAPB, 11/4/24
2 vs. Morehead State, 11/8/24	Assts	2 vs. Morehead State, 11/8/24
1 vs. UAPB, 11/4/24	Stls	1 vs. UAPB, 11/4/24
1 vs. UAPB, 11/4/24	Blks	1 vs. UAPB, 11/4/24
18, 2x, last at NKU, 11/19/24	Mins	18, 2x, last at NKU, 11/19/24

MISCELLANEOUS STATISTICS

CATEGORY	2023-24	CAREER
Double-Figure Scoring Games		0
Double-Figure Rebounding Games		0
Double-Double Games		0
20-Point Scoring Games		0
Games Led Team in Scoring		0
Games Led Team in Rebounding		0
Games Led Team in Assists		0
Games With 3+ Assists		0
Games With 3+ Blocks		0
Games With 3+ Steals		0
Games With 3+ Three-Pointers		0

CAREER STATISTICS

	TOTAL				3-PTERS		REBOUNDS									
YEAR	GP-GS	MIN-AVG	FG-FGA	PCT	FG-FGA	PCT	FT-FTA	PCTOFF-DEF-TOT	AVG	PF-FO	AST	TO	BLK	STL	PTS-AVG	
2024-25	5-0	85-17.0	11-26	.423	9-16	.563	2-6	.333	5-14-19	3.8	9-0	5	5	2	1	33-6.6
TOTALS	5-0	85-17.0	11-26	.423	9-16	.563	2-6	.333	5-14-19	3.8	9-0	5	5	2	1	33-6.6



#20 JJ REMBERT

GUARD • 5-10 • 155 • FRESHMAN • JAMAICA, QUEENS, N.Y. (NATION FORD HS (S.C.))

- Played senior season at Legacy Early College HS in Greenville, S.C.
- Played with current UC teammates Tyler Betsey in elementary school and Tyler McKinley at the Pangos All-American camp in Las Vegas
- Moved to South Carolina in 2020 from New York City



SEASON & CAREER STATISTICS

2024-25 SEASON	CAREER
--	Pts
--	FG Made
--	FG Atts
--	3PT-FG Made
--	3PT-FG Atts
--	FT Made
--	FT Atts
--	Rebs
--	Assts
--	Stls
--	Blks
--	Mins

MISCELLANEOUS STATISTICS

CATEGORY	2023-24	CAREER
Double-Figure Scoring Games		0
Double-Figure Rebounding Games		0
Double-Double Games		0
20-Point Scoring Games		0
Games Led Team in Scoring		0
Games Led Team in Rebounding		0
Games Led Team in Assists		0
Games With 3+ Assists		0
Games With 3+ Blocks		0
Games With 3+ Steals		0
Games With 3+ Three-Pointers		0

CAREER STATISTICS

YEAR	GP-GS	MIN-AVG	TOTAL	3-PTERS	REBOUNDS	PF-FO	AST	TO	BLK	STL	PTS-AVG
			FG-FGA	PCT	FG-FGA	PCT	FT-FTA	PCT	OFF-DEF-TOT	AVG	
2023-24											
TOTALS											



#22 ARRINTEN PAGE

FORWARD • 6-11 • 240 • SOPHOMORE • ATLANTA, GA. (USC)

- Heavily recruited by the Bearcats in high school
- When he entered the portal after his freshman year, recalled how blunt the coaching staff was about asking if he was in or not; he committed the next day
- Battled illness through middle of his freshman season but still earned three starts in league play
- Blocked four shots against Oregon in 19 minutes as a freshman for USC

2024-25 (SOPHOMORE)

Opponent	Min	FG-FGA	3FG-FGA	FT-FTA	Off-Def-Tot	PF	A	TO	Blk	Stl	Pts
Arkansas-Pine Bluff	13	3-6	0-0	3-5	2-0-2	3	2	1	0	1	9
Morehead State	17	3-4	0-0	7-8	2-3-5	3	0	1	0	0	13
Nicholls	15	3-8	1-2	4-6	1-5-6	0	0	1	5	0	11
at Northern Kentucky	15	4-6	0-0	0-0	1-3-4	0	0	1	1	0	8
at Georgia Tech	7	2-3	0-0	0-0	0-0-0	5	0	1	0	0	4

2023-24 (FRESHMAN, USC)

Opponent	Min	FG-FGA	3FG-FGA	FT-FTA	Off-Def-Tot	PF	A	TO	Blk	Stl	Pts
vs. Kansas State	14	3-5	0-0	0-0	2-3-5	1	0	0	0	1	6
Cal State Bakersfield	19	1-4	0-2	1-2	1-2-3	1	0	1	0	1	3
UC-Irvine *	8	0-1	0-1	0-0	0-1-1	0	0	1	0	0	0
Brown	11	0-4	0-0	0-1	2-1-3	0	0	1	0	1	0
vs. Seton Hall	11	0-0	0-0	0-0	0-1-1	1	1	2	1	0	0
vs. Oklahoma	5	0-0	0-0	0-0	0-1-1	0	2	0	0	0	0
Eastern Washington	14	1-1	0-0	3-6	0-2-2	0	2	0	0	0	5
vs. Gonzaga	22	4-7	0-1	1-3	3-1-4	2	0	1	0	0	9
Long Beach State	6	0-1	0-1	2-2	1-0-1	0	0	1	0	0	2
at Auburn	10	1-2	1-2	0-0	0-0-0	0	0	0	0	0	3
at Alabama State	12	4-6	2-2	2-2	1-3-4	0	0	2	0	1	12
at Oregon	5	0-0	0-0	0-0	0-2-2	1	0	0	1	0	0
at Oregon State	8	1-2	0-0	0-0	1-2-3	4	0	2	0	0	2
Stanford	3	0-1	0-0	0-0	0-0-0	0	0	0	0	0	0
Washington State	11	1-1	0-0	1-2	0-1-1	1	0	1	0	0	3
at Colorado	22	1-4	1-2	3-4	2-4-6	1	0	3	1	0	6
at Arizona	20	2-5	1-3	1-1	0-7-7	1	1	1	0	0	6
at Arizona State	8	1-3	0-0	0-0	0-1-1	0	1	0	1	1	2
UCLA	2	1-1	0-0	0-2	1-0-1	0	0	0	0	0	2
Oregon *	19	4-6	0-1	0-0	2-1-3	2	0	2	4	0	8
Oregon State *	10	1-1	0-0	0-0	2-0-2	5	3	3	1	1	2
at California *	10	1-1	0-0	0-1	0-1-1	0	1-1	1	0	0	2
at Stanford	14	3-5	0-1	0-0	1-1-2	1	0	1	0	1	6
Colorado	5	1-2	0-0	0-0	0-0-0	0	0	0	0	0	2
at UCLA	12	0-0	0-0	2-4	0-1-1	3	0	2	0	1	2
at Washington State	4	0-0	0-0	1-2	1-1-2	0	0	1	0	0	1
at Washington	5	0-0	0-0	0-0	0-0-0	0	0	0	0	0	0



SEASON & CAREER STATISTICS

2024-25 SEASON			CAREER		
13 vs. Morehead State, 11/8/24	Pts	13	vs. Morehead State, 11/8/24		
4 at Northern Kentucky, 11/19/24	FG Made	4, 3x, last vs. Oregon, 2/1/24			
8 vs. Nicholls, 11/15/24	FG Atts	7 vs. Gonzaga, 12/2/23			
1 vs. Nicholls, 11/15/24	3PT-FG Made	2 at Alabama State, 12/19/23			
2 vs. Nicholls, 11/15/24	3PT-FG Atts	3 at Arizona, 1/17/24			
7 vs. Morehead State, 11/8/24	FT Made	7 vs. Morehead State, 11/8/24			
8 vs. Morehead State, 11/8/24	FT Atts	8 vs. Morehead State, 11/8/24			
6 vs. Nicholls, 11/15/24	Rebs	7 at Arizona, 12/19/23			
2 vs. UAPB, 11/4/24	Assts	3 vs. Oregon State, 2/3/24			
1 vs. UAPB, 11/4/24	Stls	1, many times			
5 vs. Nicholls, 11/15/24	Blks	5 vs. Nicholls, 11/15/24			
17 vs. Morehead State, 11/8/24	Mins	22, 2x, last at Colorado, 1/13/24			

MISCELLANEOUS STATISTICS

CATEGORY	23-24	24-25	CAREER
Double-Figure Scoring Games	1	2	3
Double-Figure Rebounding Games	0	0	0
Double-Double Games	0	0	0
20-Point Scoring Games	0	0	0
Games Led UC in Scoring	-	0	0
Games Led UC in Rebounding	-	0	0
Games Led UC in Assists	-	0	0
Games With 3+ Assists	2	0	2
Games With 3+ Blocks	0	0	0
Games With 3+ Steals	2	0	2
Games With 3+ Three-Pointers	0	0	0

CAREER STATISTICS

YEAR	GP-GS	TOTAL			3-PTERS		FT-FTA	REBOUNDS			PF-FO	AST	TO	BLK	STL	PTS-AVG
		MIN-AVG	FG-FGA	PCT	FG-FGA	PCT		PCTOFF-DEF-TOT	AVG							
2023-24*	27-4	289-10.7	31-63	.492	5-16	.313	17-32	.531	20-37-57	2.1	25-1	10	25	9	8	84-3.1
2024-25	5-0	68-13.6	15-27	.556	1-2	.500	14-19	.737	6-11-17	3.4	11-1	2	5	6	1	45-9.0
TOTALS	32-4	357-11.1	46-90	.511	6-18	.333	31-51	.608	26-48-74	2.3	36-2	12	30	15	9	129-4.0

*USC



#23 DILLON MITCHELL

FORWARD • 6-8 • 210 • JUNIOR • TAMPA, FLA. (TEXAS)

- Recorded first UC double-double with season-highs in points and boards at GT
- Double-figure scoring in each of first five games; ranks 26th nationally in FG%
- Started 71 games at Texas over his freshman and sophomore years
- Hit national champ UConn with career-high 21 points and eight boards
- Three 13-rebound games last year, including against Oklahoma
- 10 points and four rebounds at Cincinnati in Fifth Third Arena in 2023-24
- McDonald's All-American; first to suit up as a Bearcat since Lance Stephenson in 2009-10
- Owner of three dogs

2023-24 (SOPHOMORE, TEXAS)

Opponent	Min	FG-FGA	3FG-FGA	FT-FTA	Off-Def-Tot	PF	A	TO	Blk	Stl	Pts
Arkansas-Pine Bluff*	24	5-11	0-2	0-2	1-7-8	2	1	2	1	1	10
Morehead State*	23	7-7	0-0	0-2	2-7-9	1	3	0	0	1	14
Nicholls*	24	6-8	0-1	0-2	3-6-9	2	0	1	1	1	12
at Northern Kentucky*	30	6-9	0-1	0-0	1-5-6	1	3	2	0	4	12
at Georgia Tech*	30	6-10	1-2	1-4	2-9-11	1	1	0	1	1	14

2023-24 (SOPHOMORE, TEXAS)

Opponent	Min	FG-FGA	3FG-FGA	FT-FTA	Off-Def-Tot	PF	A	TO	Blk	Stl	Pts
Incarinate Word	31	4-6	0-0	0-3	1-5-6	2	3	1	2	2	8
Delaware State	26	5-7	0-0	4-4	2-9-11	1	4	4	1	1	14
Rice	34	3-6	0-2	0-2	2-11-13	2	3	5	2	1	6
vs. Louisville	23	2-5	0-0	5-6	2-2-4	4	0	1	0	1	9
vs. UConn	37	9-12	0-1	3-5	4-4-8	2	2	1	2	1	21
Wyoming	24	6-11	0-1	0-0	2-7-9	3	1	0	1	0	12
Texas State	38	5-9	0-1	1-4	3-8-11	1	2	1	4	1	11
at Marquette	37	4-9	0-0	0-0	2-8-10	1	3	1	2	1	8
Houston Christian	31	5-8	0-1	3-4	1-11-12	0	3	1	1	2	13
vs. LSU	27	4-5	0-0	4-6	3-7-10	3	1	2	0	2	12
Texas A&M-Corpus Christi	30	5-7	0-0	4-5	2-11-13	3	1	2	0	1	14
UNC Greensboro	25	3-4	0-0	1-2	2-4-6	1	0	0	4	0	7
UT Arlington	27	3-6	0-0	2-5	5-3-8	2	0	0	0	0	8
Texas Tech	34	7-14	0-0	2-4	4-7-11	2	4	2	0	0	16
at Cincinnati	37	4-6	0-1	2-2	0-4-4	2	1	1	1	0	10
at West Virginia	32	4-7	0-0	0-0	0-4-4	3	0	2	0	1	8
UCF	35	6-9	0-0	3-4	0-9-9	2	1	3	0	2	15
Baylor	35	3-6	0-0	0-0	3-3-7	2	1	0	0	0	6
at Oklahoma	34	3-5	0-0	2-2	1-12-13	0	2	3	2	0	8
at BYU	28	2-4	0-0	2-4	0-5-5	1	3	0	0	1	6
Houston	33	7-13	0-0	2-4	3-7-10	2	0	1	0	1	16
at TCU	35	6-9	0-0	1-1	4-7-11	0	0	4	1	2	13
Iowa State	33	4-7	0-0	2-2	0-5-5	1	1	2	1	0	10
West Virginia	28	6-13	0-0	0-0	1-7-8	1	4	0	2	2	12
at Houston	18	1-2	0-0	1-2	3-2-5	1	0	1	0	2	3
Kansas State	31	4-10	0-1	0-2	1-9-10	2	0	3	2	2	8
at Kansas	20	6-10	0-0	0-0	1-3-4	2	2	2	0	2	12
at Texas Tech	22	0-2	0-0	2-2	4-4-8	1	1	2	2	1	2
Oklahoma State	12	1-1	0-0	0-0	0-3-3	1	0	1	0	2	2
at Baylor	28	2-3	0-0	1-2	1-0-1	3	2	0	0	1	5
Oklahoma *	22	5-7	0-0	4-4	0-2-2	2	2	0	0	1	14
vs. Kansas State	30	6-6	0-0	1-5	1-5-6	1	2	0	0	0	13
vs. Colorado State	23	2-4	0-0	0-1	1-5-6	2	0	1	0	1	4
vs. Tennessee	26	1-3	0-0	0-0	2-2-4	1	0	1	0	0	2



SEASON & CAREER STATISTICS

2024-25 SEASON		Career
14 vs. Morehead State, 11/8/24	Pts	21 vs. UConn, 11/20/23
7 vs. Morehead State, 11/8/24	FG Made	9 vs. UConn, 11/20/23
11 vs. UAPB, 11/4/24	FG Atts	14 vs. Texas Tech, 1/6/24
--	3PT-FG Made	--
2 vs. UAPB, 11/4/24	3PT-FG Atts	2 vs. Rice, 11/15/23
1 at Georgia Tech, 11/23/24	FT Made	6 vs. Rice, 12/22/22
4 at Georgia Tech, 11/23/24	FT Atts	6, 3x, last vs. LSU, 12/16/23
11 at Georgia Tech, 11/23/24	Rebs	13, 3x, last at Oklahoma, 1/23/24
3, 2x, last at NKU, 11/19/24	Assts	4, 4x, last vs. West Virginia, 2/10/24
4 at Northern Kentucky, 11/19/24	Stls	4 at Northern Kentucky, 11/19/24
1, 3x, last at Ga. Tech, 11/23/24	Blks	4, 2x, last vs. UCG, 12/29/23
30, 2x, last at Ga. Tech, 11/23/24	Mins	38 vs. Texas State, 11/30/23

MISCELLANEOUS STATISTICS

CATEGORY	22-23	23-24	24-25	CAREER
Double-Figure Scoring	6	17	4	27
Double-Figure Rebounding	2	12	0	14
Double-Double Games	1	8	0	9
20-Point Scoring Games	0	1	0	1
Games Led UC in Scoring	-	-	1	1
Games Led UC in Rebs	-	-	2	2
Games Led UC in Assists	-	-	0	0
Games With 3+ Assists	2	8	1	11
Games With 3+ Blocks	0	2	0	2
Games With 3+ Steals	2	0	1	3
Games With 3+ 3-Pointers	0	0	0	0

CAREER STATISTICS

YEAR	GP-GS	TOTAL			3-PTERS			FT-FTA	REBOUNDS			PF-FO	AST	TO	BLK	STL	PTS-AVG
		MIN-AVG	FG-FGA	PCT	FG-FGA	PCT			PCT	OFF-DEF-TOT	AVG						
2022-23*	38-38	664-17.5	75-118	.636	0-0	.000		15-37	.405	52-96-148	3.9	43-0	14	21	12	23	165-4.3
2023-24*	34-33	985-29.0	138-236	.585	0-8	.000		52-87	.598	61-195-256	7.5	57-0	49	48	30	34	328-9.6
2024-25	5-5	131-26.2	30-45	.667	1-6	.167		1-10	.100	9-34-43	8.6	7-0	8	5	3	8	62-12.4
TOTAL	77-76	1780-23.1	243-399	.609	1-14	.071		68-134	.507	122-325-447	5.8	107-0	71	74	45	65	555-7.2

*Texas



#41 SIMAS LUKOŠIUS

GUARD • 6-8 • 225 • SENIOR • KAUNAS, LITHUANIA (BUTLER)

- Fourth in the nation in 3-point percentage and 18th in assist-turnover ratio
- 5-for-5 from deep in the second half to help UC pull away at NKU
- 26 points in season finale to cross 1,000 points for his career
- Nailed winning 3-pointer with 3 seconds left in overtime NIT win over San Francisco; went 8-for-10 from deep that ranked sixth in school history for makes and percentage
- 5 of his 7 20-point games in his career have come in conference tournaments or postseason
- Scored a career-best 31 points on an 8-of-13 shooting, while also making a career-high seven 3s against WVU in the first round of the Big 12 Championship ships. He scored 26 points in the second half to lead UC back from a 16-point deficit.
- Winning three-pointer, down 1, against K-State with 9.9 seconds left
- Pull-up from inside the elbow with 21 seconds left was the game-winner at No. 15 Texas Tech; also had clutch tipped lay-up for 3-point lead with 13 seconds left at UCF
- Missed FGCU game after being hit by a car three days prior; also suffered ankle injury on opposite leg in overtime at Howard
- Season, and still-career-high, scoring output as a freshman was 27 against Xavier in the 2022 Big East Tournament, scoring 12 alone in overtime
- Scored then-career-high 28 against Villanova as a sophomore on 5-of-8 deep shooting and 23 in season finale vs. St. John's
- Father, Mindaugas, is a professional basketball coach who has experience leading teams in Kuwait, Lithuania, Russia, Lebanon, Germany, and Bahrain
- Dual citizen of Lithuania and Germany; has lived in all the above countries



SEASON & CAREER STATISTICS

2024-25 SEASON					CAREER				
20 vs. UAPB, 11/4/24	Pts	31	vs. West Virginia, 3/12/24^						
8 vs. UAPB, 11/4/24	FG Made	9, 2x, last	vs. San Fran., 3/20/24						
11 at Georgia Tech, 11/23/24	FG Atts	18	at DePaul, 2/22/23						
5 vs. Nicholls, 11/15/24	3PT-FG Made	8	vs. San Francisco, 3/20/24						
7 vs. Nicholls, 11/15/24	3PT-FG Atts	12, 2x, last	vs. WVU 3/12/24^						
1 vs. UAPB, 11/4/24	FT Made	8, last	vs. WVU 3/12/24^						
2 vs. UAPB, 11/4/24	FT Atts	13	vs. Xavier, 3/9/22						
2, 2x, last	vs. M'head State, 11/8/24	Rebs	9	vs. The Citadel, 11/19/22					
6, 2x, last	vs. Nicholls, 11/15/24	Assts	7, 3x, last	vs. NKU, 11/19/23					
1, 2x, last	vs. Morehead State, 11/8/24	Stls	3, 4x (last	vs. St. John's, 3/8/23)					
-		Blks	1, 6x, last	vs. Dayton, 12/16/23					
28 vs. Nicholls, 11/15/24	Mins	40, 3x (last	at Xavier, 3/4/23)						
^ Big 12 Championships									

MISCELLANEOUS STATISTICS

CATEGORY	21-22	22-23	23-24	24-25	CAREER
Double-Figure Scoring Games	7	20	22	4	53
Double-Figure Rebounding Games	0	0	0	0	0
Double-Double Games	0	0	0	0	0
20-Point Scoring Games	1	2	3	1	7
Games Led UC in Scoring	-	-	9	4	13
Games Led UC in Rebounding	-	-	2	0	2
Games Led UC in Assists	-	-	11	2	13
Games With 3+ Assists	2	18	19	4	43
Games With 3+ Blocks	1	0	0	0	0
Games With 3+ Steals	0	1	0	0	1
Games With 3+ 3-Pointers	3	3	17	3	26

CAREER STATISTICS

	TOTAL				3-PTS		REBOUNDS									
YEAR	GP-GS	MIN-AVG	FG-FGA	PCT	FG-FGA	PCT	FT-FTA	PCT	OFF-DEF-TOT	AVG	PF-FO	AST	TO	BLK	STL	PTS-AVG
2021-22^	32-4	695-21.7	66-175	.377	30-105	.286	57-64	.891	15-92-107	3.3	46-1	39	50	2	10	219-6.8
2022-23^	32-32	1067-33.3	132-310	.426	59-156	.378	48-60	.800	21-108-129	4.0	48-0	92	63	3	32	371-11.6
2023-24	35-27	1055-30.1	135-344	.392	90-234	.385	52-63	.825	17-92-109	3.1	37-0	102	70	6	19	412-11.8
2024-25	5-5	136-27.3	31-48	.646	18-28	.643	3-4	.750	5-10-15	3.0	6-0	20	4	0	3	83-16.6
TOTAL	104-68	2953-28.4	364-877	.415	197-523	.377	160-191	.838	58-302-360	3.5	137-1	253	187	11	64	1085-10.4

^Butler



#55 AZIZ BANDAOGO

CENTER • 7-0 • 235 • GRAD • DAKAR, SENEGAL (UTAH VALLEY)

- Speaks four languages: English, French, Wolof and Serer
- Has been credited with adapting freshman Halvine Dzallat to the college game, including translating lessons in practice to French to help him out
- All-Big 12 Honorable Mention; 11 blocks in final four games
- Led UC with 13 rebounds against WVU in Big 12 Champs first round game
- Six-straight games with multiple blocks until regular-season finale
- Collected fourth double-double in #15 Texas Tech win (10 points, 10 rebounds)
- Game-high +12 in box score in win over #9 TCU
- Game-time decision at #12 BYU and gave 12 points and 11 rebounds, as well as a 3-pointer in the road win
- First Bearcat since Tre Scott (Feb. 2020) to record three-straight double-doubles
- Matched career-high with 17 rebounds against Bryant, the most by a Bearcat since Tre Scott's 21 against UCF in February 2020
- No. 16 transfer addition by ESPN's Jeff Borzello in June 2023
- WAC Defensive Player of the Year at Utah Valley, helping the Wolverines to school-record 28 wins and NIT Final Four appearance in 2022-23
- Averaged 11.4 points and 10.5 rebounds per game (10th nationally in boards)
- Ranked third in blocks (106) and ninth in double-doubles (17)
- Had 15 points and 12 rebounds against Cincinnati in NIT Quarterfinal
- Had two 17-rebound games, including at Wake Forest, in 2022-23
- Scored in double-figures 27 times, led by career-high 23 against Seattle
- UVU also earned road wins over BYU, Oregon, Colorado and New Mexico
- Joined NBA Academy Africa in Fall 2018 and took part in NCAA's Next Generation Sunday event at the 2019 Men's Final Four, where he participated in life-skills sessions and competed in exhibition games against his peers from around the world while experiencing aspects of the Final Four from a player's perspective.



SEASON & CAREER STATISTICS

2024-25 (SENIOR)

Opponent	Min	FG-FGA	3FG-FGA	FT-FTA	Off-Def-Tot	PF	A	TO	Blk	Stl	Pts
Arkansas-Pine Bluff*	24	5-5	0-0	1-4	4-4-8	0	1	1	4	1	11
Morehead State*	22	5-6	0-0	2-2	0-5-5	1	0	0	3	0	12
Nicholls*	21	2-3	0-0	0-0	0-0-0	0	1	1	4	1	4
at Northern Kentucky*	25	3-5	0-0	2-2	1-3-4	1	1	0	3	1	8
at Georgia Tech*	29	2-4	0-0	4-4	2-4-6	2	1	2	2	1	8

2024-25 SEASON

12 vs. Morehead State, 11/8/24	Pts	23 vs. Seattle, 1/14/23
5 vs. UAPB, 11/4/24	FG Made	9 vs. Seattle, 1/14/23
6 vs. Morehead State, 11/8/24	FG Atts	14 at Seattle, 2/18/23
-	3PT-FG Made	2, 2x (last at BYU, 12/7/22)
-	3PT-FG Atts	2, 2x (last at BYU, 12/7/22)
2 vs. Morehead State, 11/8/24	FT Made	9 at Tarleton State, 2/23/23
4 vs. UAPB, 11/4/24	FT Atts	12 vs. Bryant, 12/12/23
8 vs. UAPB, 11/4/24	Rebs	17, 3x, last vs. Bryant, 12/12/23
1 vs. UAPB, 11/4/24	Assts	7 vs. Seattle, 1/14/23
1 vs. UAPB, 11/4/24	Stls	3 vs. Kansas State, 3/2/24
4 vs. Nicholls, 11/15/24	Blks	6, 2x (last vs. So. Utah, 3/10/23)
29 at Georgia Tech, 11/23/24	Mins	38 at Northern Arizona, 12/10/22

MISCELLANEOUS STATISTICS

CATEGORY	20-21	21-22	22-23	23-24	24-25	CAREER
Double-Figure Scoring Games	0	2	27	6	2	37
Double-Figure Rebounding Games	0	0	23	7	0	30
Double-Double Games	0	0	17	4	0	21
20-Point Scoring Games	-	-	1	0	0	1
Games Led UC in Scoring	-	-	-	0	0	-
Games Led UC in Rebounding	-	-	-	13	0	13
Games Led UC in Assists	-	-	-	0	0	-
Games With 3+ Assists	0	1	5	1	0	7
Games With 3+ Blocks	0	3	22	6	4	35
Games With 3+ Steals	0	2	5	1	0	8
Games With 3+ Three-Pointers	0	0	0	0	0	0

CAREER STATISTICS

YEAR	GP-GS	MIN-AVG	TOTAL		3-PTERS		FT-FTA	REBOUNDS		PF-FO	AST	TO	BLK	STL	PTS-AVG
			FG-FGA	PCT	FG-FGA	PCT		PCT OFF-DEF-TOT	AVG						
2020-21*	7-0	15-2.1	1-3	.333	0-0	.000	5-8	.625	2-3-5	0.7	3-0	0	0	2	7-1.0
2021-22*	33-5	396-12.0	39-80	.488	0-0	.000	29-60	.483	29-79-108	3.3	47-1	11	25	40	107-3.2
2022-23#	37-37	1088-29.4	162-270	.600	5-15	.333	98-154	.636	103-280-383	10.4	81-0	44	59	106	427-11.5
2023-24	29-26	695-24.0	68-106	.642	1-2	.500	54-99	.545	66-150-216	7.4	73-6	17	28	49	171-5.9
2024-25	5-5	119-23.9	17-23	.739	0-0	.000	9-12	.750	7-16-23	4.6	4-0	4	4	16	43-8.6
Total	111-73	2313-20.8	287-482	.595	6-17	.353	195-333	.586	207-528-735	6.6	211-7	76	116	213	775-7.0

* Akron; # Utah Valley



#65 HALVINE DZELLAT

FORWARD • 6-10 • 225 • FRESHMAN • BLOIS, FRANCE (LILLE PRO B)

- Enrolled at UC in September
- Cleared preseason NCAA waiver and made collegiate debut against UAPB
- Captain of French U20 FIBA team this summer in its gold medal run

2024-25 (FRESHMAN)

Opponent	Min	FG-FGA	3FG-FGA	FT-FTA	Off-Def-Tot	PF	A	TO	Blk	Stl	Pts
Arkansas-Pine Bluff	2	0-0	0-0	0-0	0-0-0	0	0	0	0	0	0
Morehead State	1	0-0	0-0	0-0	0-0-0	0	0	0	0	0	0
Nicholls	4	0-0	0-0	0-0	1-1-2	0	0	0	0	0	0
at Northern Kentucky				DNP							
at Georgia Tech	1	0-0	0-0	0-0	0-0-0	1	0	0	0	0	0



SEASON & CAREER STATISTICS

2024-25 SEASON		CAREER
--	Pts	--
--	FG Made	--
--	FG Atts	--
--	3PT-FG Made	--
--	3PT-FG Atts	--
--	FT Made	--
--	FT Atts	--
2 vs. Nicholls, 11/15/24	Rebs	2 vs. Nicholls, 11/15/24
--	Assts	--
--	Stls	--
--	Blks	--
4 vs. Nicholls, 11/15/24	Mins	4 vs. Nicholls, 11/15/24

MISCELLANEOUS STATISTICS

CATEGORY	2023-24	CAREER
Double-Figure Scoring Games		0
Double-Figure Rebounding Games		0
Double-Double Games		0
20-Point Scoring Games		0
Games Led Team in Scoring		0
Games Led Team in Rebounding		0
Games Led Team in Assists		0
Games With 3+ Assists		0
Games With 3+ Blocks		0
Games With 3+ Steals		0
Games With 3+ Three-Pointers		0

CAREER STATISTICS

YEAR	GP-GS	MIN-AVG	TOTAL		3-PTERS		FT-FTA	REBOUNDS		PF-FO	AST	TO	BLK	STL	PTS-AVG
			FG-FGA	PCT	FG-FGA	PCT		PCT	OFF-DEF-TOT						
2024-25	4-0	8-1.9	0-0	.000	0-0	.000	0-0	.000	1-1-2	0.5	1-0	0	0	0	0-0.0
TOTALS	4-0	8-1.9	0-0	.000	0-0	.000	0-0	.000	1-1-2	0.5	1-0	0	0	0	0-0.0

THE POLLS

ASSOCIATED PRESS (Week 4)			USA TODAY/COACHES (Week 4)		
Rk.	Team	Pts.	Rk.	Team	Pts.
1.	Kansas (51)	1536	1.	Kansas (25)	767
2.	UConn (6)	1429	2.	UConn (2)	717
3.	Gonzaga (2)	1428	3.	Auburn (3)	707
4.	Auburn (3)	1393	4.	Gonzaga (1)	689
5.	Iowa State	1216	5.	Iowa State	602
6.	Houston	1125	6.	Tennessee	587
7.	Tennessee	1116	7.	Houston	559
8.	Kentucky	1075	8.	Kentucky	539
9.	Alabama	1065	9.	Alabama	527
10.	Marquette	1004	10.	Duke	502
11.	Duke	986	11.	Marquette	499
12.	North Carolina	976	12.	Purdue	429
13.	Purdue	865	13.	North Carolina	424
14.	Indiana	666	14.	Cincinnati	330
15.	Wisconsin	641	15.	Indiana	262
16.	Cincinnati	610	16.	Florida	260
17.	Baylor	482	17.	Wisconsin	252
18.	Florida	466	18.	Baylor	244
19.	Arkansas	387	19.	Creighton	167
20.	Texas A&M	318	20.	Texas A&M	146
21.	Creighton	198	21.	Arkansas	128
22.	Xavier	191	22.	Xavier	85
23.	Ole Miss	180	23.	Arizona	76
24.	Arizona	154	24.	Ole Miss	73
25.	Mississippi State	86	25.	Pittsburgh	66

OTHERS RECEIVING VOTES:
BYU 70, Pittsburgh 62, Texas 57, Ohio State 55, Saint Mary's 52, Illinois 50, Memphis 38, Texas Tech 31, Drake 29, Nebraska 21, Michigan State 14, Georgia 11, St. John's 10, Oregon 10, Penn State 9, Utah State 6, Vanderbilt 6, Nevada 5, UCLA 5, Arizona State 5, Maryland 4, Providence 3, Furman 2, Columbia 1, Florida State 1

OTHERS RECEIVING VOTES:
BYU 60, Mississippi State 43, Texas 43, Illinois 42, St. John's 40, Texas Tech 39, Ohio State 38, Saint Mary's 33, Drake 23, Memphis 21, Nebraska 20, Oregon 8, Rutgers 7, Dayton 5, Michigan State 4, Georgia 3, UCLA 3, Nevada 2, Utah State 1, Penn State 1, Maryland 1, LSU 1

CINCINNATI AGAINST RANKED TEAMS

OPPONENT	SCORE	DATE
at (18) Ohio State	L, 56-64	11/6/19
(21) Tennessee	W, 78-66	12/18/19
at (22) Memphis	L, 49-60	1/16/20
(21) Houston	W, 64-62	2/1/20
at (25) Houston	L, 55-68	3/1/20
at (12) Tennessee	L, 56-65	12/12/20
at (6) Houston	L, 52-90	2/21/21
vs. (7) Houston (AAC)	L, 54-91	3/14/21
vs. (14) Illinois	W, 71-51	11/22/21
vs. (12) Arkansas	L, 67-73	11/23/21
(6) Houston	L, 58-80	2/6/22
at (14) Houston	L, 53-71	3/1/22
vs. (18) Houston	L, 56-69	3/11/22
vs. (14) Arizona	L, 93-101	11/21/22
(2) Houston	L, 59-72	1/8/23
at (3) Houston	L, 69-75	1/28/23
vs. (1) Houston	L, 48-69	3/11/23
at (12) BYU	W, 71-60	1/6/24
(25) Texas	L, 73-74	1/9/24
at (14) Baylor	L, 59-62	1/13/24
(19) TCU	W, 81-77 (OT)	1/16/24
(15) Oklahoma	L, 65-69	1/20/24
at (7) Kansas	L, 69-74	1/22/24
at (15) Texas Tech	W, 75-72	2/3/24
(5) Houston	L, 62-67	2/10/24
(10) Iowa State	L, 59-68	2/13/24
at (1) Houston	L, 59-67	2/27/24
vs. (16) Kansas	W, 72-52	3/13/24
vs. (14) Baylor	L, 56-68	3/14/24

Overall: 145-229
Top-10 Opponents: 47-123
Vs. Ranked Teams in Fifth Third Arena: 34-34

BIG 12 CONFERENCE

2024-25 PRESEASON STANDINGS

1.	Kansas (9)	215
2.	Houston (5)	211
3.	Iowa State (1)	194
4.	Baylor	185
5.	Arizona (1)	179
6.	Cincinnati	140
7.	Texas Tech	135
8.	Kansas State	133
9.	BYU	116
10.	TCU	90
11.	UCF	83
12.	Arizona State	64
13.	West Virginia	62
14.	Oklahoma State	46
15.	Colorado	37
16.	Utah	30

Preseason All-Conference First Team

Caleb Love, Arizona
LJ Cryer, Houston
J'Wan Roberts, Houston
Tamin Lipsey, Iowa State
Hunter Dickinson, Kansas

Preseason All-Conference Second Team

Norchad Omier, Baylor
Jeremy Roach, Baylor
Keshon Gilbert, Iowa State
Dajuan Harris Jr., Kansas
Coleman Hawkins, Kansas State

CINCINNATI IN THE BIG 12
2024-25 STATISTICS

TEAM			
CATEGORY	STAT	B12	NCAA
Scoring Offense	87.0	4	30
Scoring Defense	55.4	2	4
Scoring Margin	31.6	2	4
Bench Points	26.0	12	
Free-Throw Pct.	62.9	14	
Field Goal Pct.	55.5	1	1
FG Pct. Defense	35.5	2	14
3-FG Pct.	44.1	2	4
3-FG Pct. Defense	25.9	1	21
Offensive Rebounds	10.4	11	
Defensive Rebounds	27.0	9	
Rebound Margin	7.0	7	77
Blocked Shots	7.4	1	4
Assists	19.6	4	16
Steals	6.6	14	
Turnover Margin	3.6	9	60
Assist/TO Ratio	2.1	3	6
Turnovers Per Game	9.4	4	24
3-FG Made	9.8	6	59

* NCAA rankings list if in Top 100 only

INDIVIDUAL			
PLAYER/CATEGORY	STAT	B12	NCAA
Aziz Bandaogo/Blocks PG	3.2	2	4
Simas Lukosius/A:TO Ratio	5.0	1	17
Simas Lukosius/3FG%	64.3	2	4
Simas Lukosius/FG%	64.6	5	36
Dillon Mitchell/FG%	66.7	3	26
Jizzle James/Assists PG	58	4	35

THE LAST TIME...

TEAM
100 POINTS
By UC
109 vs. Arkansas-Pine Bluff, 11/4/24
By Opponent
101 by Tulane, 2/7/23

90 POINTS
By UC
109 vs. Arkansas-Pine Bluff, 11/4/24
By Opponent
101 by Tulane, 2/7/23

30-PLUS POINT WIN
By UC
55 (109-54) vs. Arkansas-Pine Bluff, 11/4/24
By Opponent
38 (90-52) at Houston, 2/21/21

60 PERCENT SHOOTING
By UC
.633 vs. Miami (Ohio), 12/14/22
By Opponent
.623 by Arizona, 11/21/22

50 PERCENT SHOOTING
By UC
.516 vs. Georgia Tech, 11/23/24
By Opponent
.554 by West Virginia, 3/12/24

20 ASSISTS
By UC
27 vs. Arkansas-Pine Bluff, 11/4/24
By Opponent
20 by San Francisco, 3/20/24

10 STEALS
By UC
10 at NKU, 11/19/24
By Opponent
15 by Houston, 2/27/24

10 BLOCKS
By UC
14 vs. Nicholls, 11/15/24
By Opponent
10 by Georgia Tech, 11/22/23

50 REBOUNDS
By UC
57 vs. Bryant, 12/12/23
By Opponent
50 by Temple, 1/25/22

CINCINNATI PLAYED A RANKED OPPONENT
L, 56-68 vs. No. 14 Baylor, 3/14/24
UC Win
W, 72-52 vs. No. 16 Kansas, 3/13/24

OVERTIME GAME
W, 73-72 vs. San Francisco, 3/20/24
UC Win
73-72 vs. San Francisco, 3/20/24

DOUBLE OVERTIME GAME
89-87 (2OT) vs. UCF, 2/19/20
UC Win
72-70 (2OT) vs. Georgetown, 3/8/12

TRIPLE OVERTIME GAME
104-97 (4OT) vs. UConn, 3/11/16
UC Win
75-73 (7OT*) vs. Bradley, 12/21/81
* - NCAA record.

INDIVIDUAL
40-POINT GAME
By UC
41, Steve Logan vs. Southern Miss, 2/15/02
By Opponent
40, Trevon Bluiett, Xavier, 1/26/17

30-POINT GAME
By UC
31, Simas Lukosius vs. West Virginia, 3/12/24
By Opponent
31, Malik Thomas, San Francisco, 3/20/24

20 REBOUNDS BY A PLAYER
By UC
21 by Trevon Scott vs. UCF, 2/19/20
By Opponent
four times

15 REBOUNDS BY A PLAYER
By UC
17 by Aziz Bandaogo vs. Bryant, 12/12/23
By Opponent
15 by Bryant Selebangue, Tulsa, 2/1/23

TWO PLAYERS WITH 20 OR MORE POINTS IN SAME GAME
By UC
Simas Lukosius (26), Jizzle James (21) at Indiana State, 3/26/24
By Opponent
Johnny Furphy (23), Kevin McCullar Jr. (20), Kansas, 1/22/24

TWO PLAYERS WITH 10 OR MORE REBOUNDS IN SAME GAME
By UC
Aziz Bandaogo (17), Viktor Lakhin (12) vs. Bryant, 12/12/23
By Opponent
Ben Moore (11), Sterling Brown (11), SMU, 1/12/17

THREE PLAYERS WITH 10 OR MORE REBOUNDS IN SAME GAME
By UC
Landers Nolley II (12), Ody Oguama (10), Viktor Lakhin (10) at SMU, 1/14/23

10 ASSISTS BY A PLAYER
By UC
10, by Jizzle James vs. UAPB, 11/4/24
By Opponent
11, Jamal Shead, Houston, 2/27/24

FIVE STEALS BY A PLAYER
By UC
5, Day Day Thomas vs. West Virginia, 3/9/24
By Opponent
6, Tony Johnson Jr., vs. UCF, 2/19/20

FIVE BLOCKED SHOTS BY A PLAYER
By UC
5, Arrinten Page vs. Nicholls, 11/15/24
By Opponent
5, Tacko Fall, UCF, 2/21/19

DOUBLE-DOUBLE BY A UC PLAYER
Dillon Mitchell (14 pts, 11 rebs) vs. Georgia Tech, 11/23/24

DOUBLE-DOUBLES BY TWO UC PLAYERS
Dan Skillings Jr. (17 pts, 11 rebs), Jizzle James (12 pts, 10 asts) vs. Arkansas-Pine Bluff, 11/4/24

DOUBLE-DOUBLES BY THREE UC PLAYERS
Troy Caupain (37 pts, 10 rebs), Octavius Ellis (13 pts, 10 rebs) & Gary Clark (12 pts, 12 rebs) vs. UConn, 3/11/16

TRIPLE-DOUBLE BY A UC PLAYER
Eric Hicks (22 pts., 12 rebs., 10 blks.) vs. Marquette, 1/7/06

UC PLAYER LED TEAM IN POINTS, REBOUNDS & ASSISTS
Jeremiah Davenport (19 points, 10 rebounds, 3 assists) vs. Tulane, 1/1/22

A PLAYER WON A GAME IN THE FINAL SECONDS
By UC
Simas Lukosius' wing 3-pointer with 3 seconds left vs. San Francisco, 3/20/24
By Opponent
Max Abmas' short jumper with 8 seconds left, #25 Texas, 1/9/24

FOUR PLAYERS SCORED IN DOUBLE FIGURES
Dillon Mitchell (14), Jizzle James (14), Connor Hickman (14), Simas Lukosius (12) vs. Georgia Tech, 11/23/24

FIVE PLAYERS SCORED IN DOUBLE FIGURES
Dillon Mitchell (14), Simas Lukosius (14), Jizzle James (14), Arrinten Page (13), Aziz Bandaogo (12) vs. Morehead State, 11/8/24

SIX PLAYERS SCORED IN DOUBLE FIGURES
Simas Lukosius (20), Dan Skillings Jr. (17), Connor Hickman (13), Jizzle James (12), Aziz Bandaogo (11), Dillon Mitchell (10) vs. Arkansas-Pine Bluff, 11/4/24

SEVEN PLAYERS SCORED IN DOUBLE FIGURES
Kevin Johnson (18), Jacob Evans (17), Justin Jenifer (13), Kyle Washington (12), Jarron Cumberland (11), Troy Caupain (10), Tre Scott (10) vs. Fairleigh Dickinson, 12/17/16

EIGHT PLAYERS SCORED IN DOUBLE FIGURES
Farad Cobb (15), Shaq Thomas (14), Kevin Johnson (14), Coreontae DeBerry (12), Justin Jenifer (11), Quadri Moore (10), Jacob Evans (10), Octavius Ellis (10) vs. Robert Morris, 11/15/15

OVERTIME RECORDS

UC'S OVERALL RECORD	66-60
1 OT Games	57-48
2 OT Games	8-9
3 OT Games	0-1
4 OT Games	0-2
7 OT Games	1-0

RECORDS IN OVERTIME GAMES		
Home	34-18	.654
Schmidlapp Gym	3-4	.429
Schmidt Fieldhouse	0-1	.000
Music Hall	0-1	.000
Armory Fieldhouse	5-4	.556
Cincinnati Gardens	3-2	.600
U.S. Bank Arena	3-1	.750
Fifth Third Arena	19-5	.792
Away	20-33	.377
Neutral	12-9	.571

Current Streak: Won 1
Longest Winning Streak: 5 (Tay Baker - 1966-67)
Longest Losing Streak: 4 (Bob Ruess, 1943 - John Weithe, 1950)

- Per ESPN Stats and Info, Cincinnati's win over No. 19 TCU extended its ranked overtime win streak to 12, the longest streak in AP poll history by a wide margin. It began with a 2OT victory over No. 22 Marquette on Feb. 13, 1994.
- Cincinnati's seven overtime games in 2019-20 were a school record (previous record was six during the 1966-67 season), AAC record and are one shy of the NCAA record of eight overtime games set by Western Kentucky (1978), Portland (1984) and Valparaiso (1993).
- Cincinnati's four consecutive overtime games from Feb. 9, 2020 through Feb. 19, 2020 tied the NCAA record set by Jacksonville (1982), Illinois State (1985) and Dayton (1988).
- On Dec. 21, 1981 UC & Bradley played an NCAA-record 7OT game (UC won, 75-73)
- Cincinnati has been involved in two of the five NCAA tournament championship games to go into overtime. The Bearcats defeated Ohio State, 70-65, in 1961, but lost to Loyola (Ill.), 60-58, in 1963.
- In 1966-67, Cincinnati played six overtime games, winning five. The Bearcats were 5-0 at home in overtime games that season, an NCAA record.

UC COACHES IN OVERTIME GAMES			
COACH (YEARS)	NO.	RECORD	PCT.
Mick Cronin (2006-2019)	27	15-12	.556
Bob Huggins (1989-2005)	25	14-11	.560
Tay Baker (1965-72)	9	7-2	.778
Ed Jucker (1960-65)	9	4-5	.444
Ed Badger (1978-83)	8	3-5	.375
John Brannen (2019-21)	7	4-3	.571
Tony Yates (1983-89)	7	2-5	.286
Wes Miller (2021-present)	6	4-2	.667
John Wiethe (1946-52)	5	1-4	.200
George Smith (1952-60)	4	3-1	.750
Gale Catlett (1972-78)	4	2-2	.500
Frank Rice (1928-32)	4	1-3	.250
Boyd Chambers (1918-28)	3	3-0	1.000
Clark Ballard (1939-42)	2	2-0	1.000
Andy Kennedy (2005-06)	2	1-1	.250
Tay Brown (1933-37)	2	0-2	.000
John Halliday (1932-33)	1	0-1	.000
Bob Ruess (1942-44)	1	0-1	.000

SPECIALTY STATISTICS

OPPONENT	RESULT	OFF TO	IN PAINT	2ND CHANCE	FASTBREAK	BENCH
Arkansas-Pine Bluff	W, 109-54	24/7	56/28	26/7	19/2	39/31
Morehead State	W, 83-56	15/2	48/26	9/6	4/0	27/16
Nicholls	W, 86-49	14/10	34/30	15/8	10/11	28/15
at Northern Kentucky	W, 76-60	20/6	36/26	8/15	12/9	17/16
at Georgia Tech	W, 81-58	16/12	44/28	6/12	16/7	19/26

SCORING FORMAT: CINCINNATI/OPPONENT

BEARCATS UNDER WES MILLER

	24-25	23-24	22-23	21-22	TOTAL
Overall	5-0	22-15	23-13	18-15	68-43
Home games	3-0	16-5	16-3	12-6	47-14
Away games	2-0	4-8	5-7	4-7	15-22
Neutral site games		2-2	2-3	2-2	6-7
Conference games		7-11	11-7	7-11	25-29
vs. Top 25 teams		4-8	0-4	1-4	5-16
Overtime games		3-1	1-1	0-0	4-2
Lead at halftime	5-0	16-5	21-4	16-6	58-15
Trail at halftime		6-7	2-9	2-9	10-25
Tied at halftime		0-3	0-0	0-0	0-3
Lead with 10:00 left	5-0	18-4	23-2	15-4	61-10
Trail with 10:00 left		4-9	0-11	2-11	6-31
Tied with 10:00 left		0-1	0-0	1-0	1-1
Lead with 5:00 left	5-0	20-3	23-2	16-3	64-8
Trail with 5:00 left		1-11	0-10	1-12	2-33
Tied with 5:00 left		1-0	0-1	1-0	2-1
Lead with 2:00 left	5-0	21-2	22-2	18-3	66-7
Trail with 2:00 left		1-10	0-11	0-12	1-33
Tied with 2:00 left		0-2	1-0	0-0	1-2
Shoot better FG%	5-0	17-5	22-3	14-2	58-10
Shoot worse FG%		5-10	1-10	4-13	10-33
Shoot 50%-plus	5-0	5-2	9-0	1-0	20-2
Shoot below 50%		17-13	13-13	17-5	47-31
Opponent shoots 50%-plus		2-2	0-6	0-4	2-12
Opponent shoots below 50%	5-0	20-12	21-7	18-10	64-29
Opponent shoots below 40%	4-0	10-3	11-0	12-5	37-8
Make 7 or fewer 3FGs	1-0	10-12	7-8	8-9	26-29
Make 8 or more 3FGs	4-0	12-3	16-5	10-6	42-14
Shoot more FTs than opponent	2-0	16-5	10-2	10-5	38-12
Opponent shoots more FTs	3-0	4-11	12-10	7-10	26-31
Outrebounds opponent	3-0	19-10	20-2	13-3	55-15
Opponent outrebounds UC	1-0	2-4	3-11	4-13	10-28
Same number of rebounds	1-0	1-1	0-0	1-0	3-1
Fewer turnovers than opponent	3-0	12-4	15-8	13-9	43-21
More turnovers than opponent	1-0	7-11	8-5	4-4	20-20
Commits same as opponent	1-0	2-0	0-0	1-2	4-2
Commits 12 or fewer turnovers	5-0	15-6	17-9	16-13	53-28
Outscores opponent bench	4-0	18-11	15-4	12-7	49-22
1-3 point games		4-3	2-2	2-3	8-8
4-5 point games		3-7	1-1	2-2	6-10
6-10 point games		1-2	3-6	3-5	7-13
11-19 point games	1-0	7-3	9-2	5-3	22-8
20-plus point games	4-0	7-0	8-2	6-2	25-4
Scores 59 or fewer points		0-5	1-5	1-6	2-16
Scores 60-69 points		3-5	1-4	3-4	7-13
Scores 70-79 points	1-0	8-4	7-3	11-4	27-11
Scores 80 or more points	4-0	11-1	14-2	3-1	32-4
Holds opponent to 49 or fewer	1-0	1-0	0-0	2-0	4-0
Holds opponent to 50-59 points	3-0	8-0	10-1	8-1	29-2
Holds opponent to 60-69 points	1-0	4-7	6-1	5-4	16-12
Opponent scores 70-79 points		7-4	6-7	2-5	15-16
Opponent scores 80-plus points		2-4	1-4	0-5	3-13
November	5-0	6-0	5-3	5-2	21-5
December		5-2	5-1	5-1	15-4
January		3-5	4-4	5-3	12-11
February		2-5	5-3	2-6	9-14
March		6-3	4-2	1-3	11-8
Monday	1-0	1-1	1-1	1-0	4-2
Tuesday	1-0	5-5	0-2	4-4	10-11
Wednesday		3-2	9-3	3-1	15-6
Thursday		0-1	3-0	4-1	7-2
Friday	2-0	3-0	1-0	0-1	6-1
Saturday	1-0	7-6	5-2	2-5	15-13
Sunday		3-0	4-5	3-2	10-7
After a win	4-0	12-10	13-10	9-9	38-29
After a loss		9-5	9-3	7-6	25-14

2024-25 BOX SCORES

Cincinnati 81, Georgia Tech 58



Official Basketball Box Score - Final
Cincinnati at Georgia Tech
11/23/24 McCamish Pavilion, Atlanta
2024-25 Men's Basketball

Game Time: 2:00 PM
Game Duration: 2:01
Attendance: 4,970

Officials: Ron Groover, Bert Smith, James Breeding

Cincinnati - 81

Record: 5-0

NO.	Name	Min	FG		3P		FT		Rebounds			Fouls		TP	AS	TO	ST	Blocks		+/-
			M-A	M-A	M-A	M-A	OR	DR	TOT	PF	FD							BS	BA	
23	Dillon Mitchell	F 30:22	6-10	1-2	1-4	2	9	11	1	3		14	1	0	1	1	0	23		
41	Simas Lukosius	F 30:12	4-11	2-5	2-2	1	1	2	0	2		12	1	2	0	0	1	14		
55	Aziz Bandaogo	C 28:40	2-4	0-0	4-4	2	4	6	2	6		8	1	2	1	2	0	17		
2	Jizzle James	G 28:51	7-13	0-5	0-0	1	1	2	3	1		14	7	1	2	1	0	23		
8	Connor Hickman	G 25:26	6-8	2-3	0-0	0	5	5	1	0		14	3	1	0	0	0	8		
14	Tyler Betsley	17:18	2-5	2-2	0-0	2	3	5	3	0		6	1	1	0	1	0	11		
22	Arrintan Page	07:03	2-3	0-0	0-0	0	0	0	5	0		4	0	1	0	0	0	2		
1	Day Day Thomas	15:36	2-3	2-3	0-0	0	1	1	3	1		6	2	2	0	0	0	11		
10	Josh Reed	13:45	0-3	0-2	1-2	1	0	1	1	1		1	0	0	0	0	0	8		
3	Rayvon Griffith	01:54	1-2	0-0	0-0	0	1	1	0	0		2	0	0	0	0	0	1		
65	Halvine Dzellat	00:53	0-0	0-0	0-0	0	0	0	1	0		0	0	0	0	0	0	-3		
Team						0	2	2				0		2						
Totals			32:62	9-22	8-12	9	27	36	20	14	81	16	12	4	5	1	23			

Technical Fouls:NONE

Shooting By Period			
1 st FG%	18-30	60.0%	
3PT%	4-8	50.0%	
FT%	5-6	83.3%	
2 nd FG%	14-32	43.8%	
3PT%	5-14	35.7%	
FT%	3-6	50%	
GM FG%	32-62	51.6%	
3PT%	9-22	40.9%	
FT%	8-12	66.7%	

Dead Ball Rebounds: 4, 1

Georgia Tech - 58

Record: 2-3

NO.	Name	Min	FG		3P		FT		Rebounds			Fouls		TP	AS	TO	ST	Blocks		+/-
			M-A	M-A	M-A	M-A	OR	DR	TOT	PF	FD							BS	BA	
11	Baye Ndongo	F 24:03	2-4	0-0	1-4	1	5	6	3	4		5	1	3	0	0	1	-18		
45	Doryan Onwuchekwa	C 20:34	3-7	0-2	0-0	2	2	4	5	0		6	1	0	1	0	0	-6		
1	Naithan George	G 27:14	5-9	3-6	0-0	0	0	0	1	1		13	1	2	0	0	0	-27		
2	Javian McCollum	G 14:03	2-5	1-2	0-0	0	2	2	0	1		5	2	2	0	0	0	-8		
14	Kowacie Reeves Jr.	G 21:08	1-6	1-4	0-1	0	1	1	2	1		3	0	1	1	0	1	-11		
0	Lance Terry	29:06	2-11	0-4	3-4	1	0	1	0	3		7	0	2	2	0	0	-14		
3	Jaeden Mustaf	14:13	0-5	0-0	2-2	1	0	1	0	3		2	3	1	0	0	3	-9		
9	Luke O'Brien	22:43	2-5	0-1	0-0	2	3	5	2	1		4	0	0	0	1	0	-16		
31	Duncan Powell	22:39	3-6	0-1	4-5	1	2	3	1	4		10	0	0	1	0	0	-6		
30	Ibrahim Souare	03:24	1-1	0-0	1-4	1	0	1	0	2		3	0	0	0	0	0	-3		
35	Emmer Nichols	00:53	0-0	0-0	0-0	0	0	0	0	0		0	0	0	0	0	0	3		
Team						3	2	5				0		1						
Totals			21:59	5-20	11-20	12	17	29	14	20	58	8	12	5	1	5	-23			

Technical Fouls:NONE

Shooting By Period			
1 st FG%	11-33	33.3%	
3PT%	2-11	18.2%	
FT%	5-7	71.4%	
2 nd FG%	10-26	38.5%	
3PT%	3-9	33.3%	
FT%	6-13	46.2%	
GM FG%	21-59	35.6%	
3PT%	5-20	25.0%	
FT%	11-20	55.0%	

Dead Ball Rebounds: 7, 4

	Cinci	GaTech	Points from		Cinci	GaTech	Period by Period Scoring			
Biggest lead	26 (2 nd 0:57)	2 (1 st 18:56)	Turnovers		16	12				
Best Scoring Run	10 (1 st 16:06)	4 (1 st 3:17)	Paint		44	28				
Lead Changes	1		Second Chance		6	12	Cinci	45	36	81
Times Tied	1		Fast Breaks		16	7				
Time with Lead	38:15	00:25	Bench		19	26	GaTech	29	29	58

SINGLE-GAME TEAM RECORDS

HIGHS

Points

127	v. North Texas State	1957-58
123	v. St. Joseph's (Pa.)	1959-60
	v. North Texas State	1959-60
122	v. St. Joseph's (Ind.)	1976-77
120	v. Kent State	1976-77

Points (Two Teams)

232	UC 119, Morehead St. 113	1957-58
-----	--------------------------	---------

Points (One Half)

69	v. North Texas State	1957-58
68	v. DePaul	1997-98

Field Goals Made

55	v. St. Joseph's (Ind.)	1975-76
	v. Wright State	1976-77
51	v. Northeast Illinois	1973-74
50	v. multiple opponents	

Field Goals Attempted

132	v. Cedarville	1949-50
113	v. Cedarville	1950-51
	v. Western Reserve	1951-52
112	v. Wilmington	1951-52
109	v. Western Reserve	1952-53

Field Goal Percentage

.672	v. E. Michigan (41-61)	1996-97
.667	v. St. Francis (Pa.) (32-48)	1990-91
.655	v. Austin Peay (38-58)	1992-93
.647	v. Central Florida (33-51)	2014-15
.647	v. F. Dickinson (44-68)	2016-17
.643	v. Memphis (27-42)	1986-87
	v. Kent State (36-56)	1990-91

3-Point Field Goals Made

24	v. Oakland	1998-99
18	v. Louisiana-Monroe	2001-02
17	v. Tulane	2/7/23
17	v. Arizona	11/20/22
17	v. Wofford	2006-07
16	v. West Virginia	3/12/24
16	v. Detroit Mercy	11/10/23
16	v. Tulsa	1/20/22
16	v. Memphis	1/9/22
16	v. Chicago State	2011-12
15	v. Tulsa	2017-18

3-Point Field Goals Attempted

48	v. Tulane	2/7/23
48	v. Oakland	1998-99
39	v. Savannah State	2017-18
38	v. West Virginia	3/12/24
36	v. Tulsa	2/12/22
	v. Eastern Kentucky	2008-09
	v. Temple	1993-94
	v. Coppin State	2001-02
35	v. Georgia Tech	11/22/23
	v. Chicago State	2011-12
34	v. Louisiana-Monroe	2001-02
	v. Chicago State	2013-14
	v. USF	2016-17
	v. Arizona	11/20/22
	v. Detroit Mercy	12/21/22
	v. Detroit Mercy	11/10/23
33	v. Memphis	2019-20
	v. Houston	2020-21

3-Point Field Goal Percentage (min:

5 made)

.833	v. Regis (5-6)	1986-87
.750	v. Central Florida (6-8)	2014-15
.741	v. Duke (5-7)	1998-99
.682	v. Tulsa (15-22)	2017-18
.667	v. Massachusetts (8-12)	1992-93
.643	v. Temple (9-14)	2014-15
.636	v. Stony Brook (7-11)	2014-15
.632	v. Vermont (12-19)	2019-20

Free Throws Made

42	v. Louisville	2002-03
41	v. Arkansas-Pine Bluff	2015-16
38	v. UAB	1997-98
38	at UConn (AAC)	2016-17
37	v. North Texas State	1957-58
36	v. Bradley	1956-57

Free Throws Attempted

59	v. Arkansas-Pine Bluff	2015-16
58	v. Louisville	2002-03
55	v. UAB	1997-98
55	v. Bowling Green	2019-20
51	v. North Texas State	1957-58
49	v. Miami (OH)	1952-53
	v. Miami (OH)	1956-57
	v. Arkansas	1995-96

Free Throw Percent (min. 8x= made)

1.000	v. Loyola (Ill.) (12-12)	1986-87
	v. Saint Louis (8-8)	1992-93
	v. Temple (17-17)	1995-96
	v. Louisville (18-18)	2005-06
	at Texas Tech (10-10)	2/3/24

Rebounds

84	v. Union	1954-55
82	v. Kent State	1952-53
80	v. Tennessee	1955-56
	v. North Texas State	1957-58

Rebound Margin

+48	v. Chicago State	2013-14
+45	v. Tennessee	1955-56
+43	v. Union	1954-55
+40	v. Case Western Reserve	1952-53
	v. North Texas State	1957-58

Assists

41	v. St. Joseph's (Ind.)	1975-76
32	v. Robert Morris	2015-16
29	v. Fairleigh Dickinson	2016-17
28	v. Pacific	1958-59
27	(last vs. UAPB, 11/4/24)	

Steals

23	v. Ark.-Little Rock	2012-13
20	v. Tulane	1978-79
	v. Howard	1996-97
19	v. Akron	1976-77
	v. Arkansas-Pine Bluff	2015-16
18	v. Bowling Green	1989-90
	v. Wyoming	1995-96

Blocked Shots

18	v. Marquette	2005-06
15	v. Iowa State	1999-00
14	v. DePaul	1997-98
13	v. Memphis	1999-00
	v. Miami (Ohio)	2004-05

Turnovers

31	v. Cleveland State	1973-74
29	v. Pittsburgh	1978-79

	v. Tulane	1978-79
	v. Xavier	1997-98
	v. Central Michigan	2006-07

Personal Fouls

39	v. William & Mary	1951-52
38	v. Morehead State	1955-56
	v. Louisville	1985-86
37	v. Miami (Ohio)	1951-52

Disqualifications

5	v. William & Mary	1950-51
	v. St. Bonaventure	1950-51

Overtime Periods

7	v. Bradley	1981-82
	(75-73 UC win), NCAA Record	

Fewest Points Scored

11	v. Kentucky	1983-84
31	v. Louisville	1980-81
37	v. Louisville	1983-84
38	v. Georgia Tech	1977-88

Fewest Field Goals Made

5	v. Kentucky	1983-84
12	v. Memphis	2008-09
	v. LaSalle	1948-49
13	v. Saint Louis	1960-61
	v. Connecticut	2013-14

Fewest Field Goals Attempted

12	v. Kentucky	1983-84
----	-------------	---------

Lowest Field Goal Percentage

.156	v. LaSalle (12-77)	1948-49
.207	v. Butler (17-82)	1948-49
.215	v. Butler (17-79)	1948-49
.222	v. Duquesne (14-63)	1951-52
.243	v. Miami (Ohio) (17-71)	1948-49

Fewest 3-Point Field Goals Made

0	(last vs. Tulane, 2014-15)	
---	----------------------------	--

Fewest 3-Point Field Goals Att.

2	v. South Carolina	1988-89
	v. Morehead State	1986-87

Lowest 3-Point FG Percentage

.000	v. multiple opponents	
------	-----------------------	--

Fewest Free Throws Made

0	v. Georgia Tech	1977-78
1	v. VCU	1978-79
	v. Kentucky	1983-84
	v. Pittsburgh	2013-14

Fewest Free Throws Attempted

0	v. Georgia Tech	1977-78
2	v. Louisville	2008-09
	v. Kentucky	1983-84
	v. Tulane	1982-83
3	v. Brown	1973-74
	v. Pittsburgh	2013-14

Lowest Free Throw Percentage

.143	v. Louisville (1-7)	2011-12
.222	v. UNC Wilmington (2-9)	2000-01
.240	v. Tulsa (6-25)	1968-69
.286	v. Toledo (4-14)	1951-52
.300	v. Tulsa (3-10)	1966-67
	v. East Carolina (3-10)	2001-02

Fewest Rebounds

9	v. Kentucky	1983-84
13	v. Georgia Tech	1977-78
15	v. Louisville	1980-81

Fewest Assists

1	v. Xavier	1968-69
2	v. multiple opponents	

Fewest Steals

0	v. multiple opponents	
---	-----------------------	--

Fewest Blocked Shots

0	v. multiple opponents	
---	-----------------------	--

Fewest Turnovers

3	v. Ohio State	1960-61
	v. Louisville	1984-85
	v. Boston University	2001-02
	v. Villanova	2011-12
	v. Memphis	2013-14
	v. Texas Southern	2016-17
	v. Memphis	2017-18
4	v. Virginia Tech	1982-83
	v. Charlotte	2000-01
	v. Middle Tennessee	2003-04
	v. Georgetown	2005-06
	at Houston	2018-19
	v. Detroit Mercy	12/21/22
	at South Florida	1/18/23
	v. Morehead State	11/8/24

Fewest Personal Fouls

5	v. Chaminade	11/7/22
	v. Southern Miss	1985-86
	v. VCU	2014-15

7 v. multiple opponents

Fewest Records begin with 1946-47



Leonard Stokes scored 31 points while Cincinnati set a school record, making 42 free throws in a 101-80 win over Louisville on Feb. 21, 2003.

SINGLE-GAME INDIVIDUAL RECORDS

Minutes Played

73	Bobby Austin v. Bradley	1981-82
64	Dwight Jones v. Bradley	1981-82
63	Junior Johnson v. Bradley	1981-82
	Mike Williams v. Bradley	1981-82
60	David Kennedy v. Memphis	1980-81
56	Troy Caupain vs. UConn	2015-16

Points

62	O. Robertson v. North Texas	1959-60
56	O. v. Seton Hall	1957-58
	O. Robertson v. Arkansas	1957-58
50	O. Robertson v. St. Louis	1957-58
	O. Robertson v. Wich. State	1957-58
	O. Robertson v. Iowa	1959-60

Field Goals Made

23	O. Robertson v. N. Texas St.	1959-60
22	O. Robertson v. Seton Hall	1957-58
21	O. Roberston v. Arkansas	1957-58
19	Larry Imburgia v. Cedarville	1950-51
	O. Robertson v. Kansas	1959-60

Field Goals Attempted

36	O. Robertson v. Arkansas	1957-58
34	O. Robertson v. Miami (Ohio)	1958-59
33	Jack Twyman v. WKU	1954-55
	O. Robertson v. Iowa	1959-60
32	Jack Twyman v. Ball State	1954-55
	O. Robertson v. Seton Hall	1957-58
	O. Robertson v. Bradley	1959-60
	O. Robertson v. Wichita State	1959-60
	LaZelle Durden v. Wyoming	1994-95

Field Goal Percentage (min. 10 made)

.933	Danny Fortson v. E. Mich. (14-15)	1996-97
.923	George Wilson v. Ohio (12-13)	1962-63
.917	Kenyon Martin v. UNLV (11-12)	1998-99
.909	Erik Martin v. SEMO (10-11)	1992-93
	Eric Hicks v. DePaul (10-11)	2004-05

3-Point Field Goals Made

10	Melvin Levett v. E. Kentucky	1997-98
9	Landers Nolley II vs. Arizona	1/21/22
	LaZelle Durden v. Memphis	1993-94
	Deonta Vaughn v. Wofford	2006-07
	Deonta Vaughn v. C. Carolina	2007-08
8	Nick Van Exel v. Temple	1992-93
	LaZelle Durden v. Temple	1993-94
	LaZelle Durden v. Austin Peay	1993-94
	LaZelle Durden v. Chgo State	1993-94
	LaZelle Durden v. Saint Louis	1993-94
	LaZelle Durden v. Dayton	1993-94
	Melvin Levett v. Oakland	1998-99
	Steve Logan v. Oakland	1998-99
	Field Williams v. Coppin State	2003-04
	Tony Bobbitt v. USF	2003-04
	Deonta Vaughn v. UConn	2007-08
	Sean Kilpatrick v. N.C. A&T	2012-13
	Simas Lukosius v. San Fran.	2023-24

3-Point Field Goals Attempted

20	LaZelle Durden v. Wyoming	1994-95
17	LaZelle Durden v. Temple	1993-94
	LaZelle Durden v. Dayton	1993-94
	Deonta Vaughn v. Wofford	2006-07
16	Darnell Burton v. Miss. State	1995-96
	Melvin Levett v. Oakland	1998-99
	Deonta Vaughn v. USF	2006-07

3-Point Field Goal Percentage (min. 5 made)

1.000	Field Williams v. Louisville (5-5)	2001-02
1.000	Marcus Sikes v. G'town (5-5)	2006-07
1.000	Sean Kilpatrick v. Wright State (5-5)	2010-11
1.000	Justin Jenifer v. SMU (5-5)	2018-19
.833	Darnell Burton v. Xavier (5-6)	1995-96
.800	Field Williams v. Cop. State (8-10)	2003-04
.800	Simas Lukosius vs. San Fran. (8-10)	3/20/24

Free Throws Made

22	O. Robertson v. North Texas St.	1958-59
20	O. Robertson v. Wichita St.	1957-58
19	Deonta Vaughn v. Notre Dame	2008-09
	O. Robertson v. St. Bonaventure	1959-60
18	O. Robertson v. Drake	1959-60
	Bobby Brannen v. Minnesota	1997-98

Free Throws Attempted

25	O. Robertson v. North Texas St.	1958-59
	O. Robertson v. St. Bonaventure	1959-60
22	Deonta Vaughn v. N.Dame	2008-09
	O. Robertson v. Miami (Ohio)	1957-58
	Jarron Cumberland v. Temple	2019-20
21	O. Robertson v. Wichita St.	1957-58
	Chris McNeal v. BGSU	2019-20
20	O. Robertson v. New York	1958-59
	O. Robertson v. Drake	1959-60
	Bobby Brannen v. Minnesota	1997-98
	Jason Maxiell v. Valparaiso	2003-04

Free Throw Percentage (min. 10 made)

	Sean Kilpatrick v. IA State (16-16)	2012-13
	O. Robertson v. Xavier (14-14)	1957-58
	Bobby Brannen v. So. Miss. (14-14)	1997-98
	O. Robertson v. Seton Hall (12-12)	1957-58
	Steve Logan v. IA State (12-12)	1999-00
	David Delulius v. Houston (12-12)	2021-22
	Steve Logan v. USF (11-11)	2000-01
	Sean Kilpatrick v. L'ville (11-11)	2013-14
	Junior Johnson v. Xavier (10-10)	1982-83
	Bobby Brannen v. Morehead St. (10-10)	1997-98
	Steve Logan v. W. Forest (10-10)	2001-02
	Eric Hicks v. Louisville (10-10)	2005-06
	Yancy Gates v. G'town (10-10)	2010-11

Rebounds

33	Connie Dierking v. Loyola (La.)	1956-57
31	Connie Dierking v. North Texas	1957-58
30	Jack Twyman v. Miami (Ohio)	1954-55
	Connie Dierking v. GW	1955-56

Assists

16	Steve Logan v. Coppin State	2001-02
15	Eddie Lee v. Seton Hall	1978-79
13	O. Robertson v. K-State	1958-59
12	O. Robertson v. Pacific	1958-59
	O. Robertson v. DePaul	1959-60
	Dean Foster v. Wichita State	1965-66
	Eddie Lee v. West Virginia	1978-79
	Eddie Lee v. Florida State	1978-79
	Eddie Lee v. North Carolina	1979-80
	Elnardo Givens v. S. Florida	1987-88
	David Delulius v. SMU	2020-21
	David Delulius v. ECU	1/11/23

Steals

8	Dick Dallmer v. Xavier	1948-49
	Tony Bobbitt v. Coppin State	2003-04
7	Michael Horton v. Louisville	1997-98
	Cashmere Wright v. Villanova	2011-12
6	Brian Williams v. Kent State	1976-77
	Brian Williams v. St. Joe's (Ind.)	1976-77
	Eddie Lee v. Rutgers	1976-77
	Bobby Austin v. Tulane	1978-79
	Kenneth Henry v. ECU	1985-86
	Ronnie Ellison v. NKU	1987-88
	Ronnie Ellison v. VA Tech	1987-88
	Allen Jackson v. Saint Louis	1991-92
	Terry Nelson v. GA Southern	1992-93
	Erik Martin v. Xavier	1992-93
	Charles Williams v. Howard	1996-97
	Kenyon Martin v. Nicholls State	1998-99
	Deonta Vaughn v. NC State	2006-07
	Cashmere Wright v. Villanova	2011-12
	Sean Kilpatrick v. Ark.-Pine Bluff	2011-12

Blocked Shots

10	Rick Roberson v. Bradley	1966-67
	Jim Ard v. Miami (Ohio)	1968-69
	Kenyon Martin v. DePaul	1997-98
	Kenyon Martin v. Memphis	1999-00

	Eric Hicks v. Marquette	2005-06
8	George Wilson v. Dayton	1963-64
	Kenyon Martin v. Louisville	1997-98
	Eric Hicks v. Xavier	2003-04
	Jason Maxiell v. Houston	2004-05
	Viktor Lakhin v. SMU	1/14/23

Turnovers

11	Dean Foster v. Wichita State	1965-66
10	Derrek Dickey v. Louisville	1971-72
	Dwight Jones v. Augustana	1979-80

TRIPLE DOUBLES

Oscar Robertson v. Pacific (39 points, 23 rebounds, 10 assists)	Dec. 17, 1958
Oscar Robertson v. Miami (Ohio) (43 points, 21 rebounds, 10 assists)	Feb. 17, 1959
Oscar Robertson v. Wichita State (34 points, 14 rebounds, 11 assists)	Feb. 21, 1959
Oscar Robertson v. Kansas State (24 points, 17 rebounds, 13 assists)	Mar. 14, 1959
Oscar Robertson v. Louisville (39 points, 17 rebounds, 10 assists)	Mar. 21, 1959
Oscar Robertson v. Indiana State (45 points, 23 rebounds, 10 assists)	Dec. 1, 1959
Oscar Robertson v. Bradley (42 points, 22 rebounds, 10 assists)	Dec. 22, 1959
Oscar Robertson v. N. Texas State (16 points, 11 rebounds, 11 assists)	Feb. 8, 1960
Oscar Robertson v. California (18 points, 10 rebounds, 10 assists)	Mar. 18, 1960
Oscar Robertson v. New York (32 points, 14 rebounds, 11 assists)	Mar. 19, 1960
Rick Roberson v. Bradley (16 points, 10 rebounds, 10 blocks)	Jan. 17, 1967
Kenyon Martin v. DePaul (24 points, 23 rebounds, 10 blocks)	Feb. 21, 1997
Kenyon Martin v. Memphis (28 points, 13 rebounds, 10 blocks)	Jan. 19, 2000
Kenny Satterfield v. Tulane (12 points, 11 rebounds, 10 assists)	Jan. 29, 2001
Eric Hicks v. Marquette (22 points, 12 rebounds, 10 blocks)	Jan. 7, 2006

Triple Double Leaders

Oscar Robertson	10
Kenyon Martin	2
Eric Hicks	1
Rick Roberson	1
Kenny Satterfield	1



2024-25 Cincinnati Men's Basketball Combined Team Statistics All games

Page 1/1
as of Nov 23, 2024

Game Records

Record	Overall	Home	Away	Neutral
ALL GAMES	5-0	3-0	2-0	0-0
CONFERENCE	0-0	0-0	0-0	0-0
NON-CONFERENCE	5-0	3-0	2-0	0-0

Score by Periods

Team	1st	2nd	OT	TOT
Cincinnati	211	224	0	435
Opponents	130	147	0	277

Team Box Score

No.	Player				Total		3-Point		F-Throw		Rebounds														
		GP-GS	MIN	AVG	FG-FGA	FG%	3FG-3FGA	3FG%	FT-FTA	FT%	OFF	DEF	TOT	AVG	PF	DQ	A	TO	BLK	STL	PTS	AVG			
0	SKILLINGS JR., Dan	1-1	22:38	22.6	6-11	.545	1-3	.333	4-4	1.000	5	6	11	11.0	0	0	4	2	1	1	17	17.0			
41	LUKOSIUS, Simas	5-5	136:18	27.3	31-48	.646	18-28	.643	3-4	.750	5	10	15	3.0	6	0	20	4	0	3	83	16.6			
2	JAMES, Jizzle	5-5	135:07	27.0	31-58	.534	5-16	.313	3-5	.600	4	14	18	3.6	6	0	29	9	3	7	70	14.0			
23	MITCHELL, Dillon	5-5	131:01	26.2	30-45	.667	1-6	.167	1-10	.100	9	34	43	8.6	7	0	8	5	3	8	62	12.4			
22	PAGE, Arrinten	5-0	68:04	13.6	15-27	.556	1-2	.500	14-19	.737	6	11	17	3.4	11	1	2	5	6	1	45	9.0			
55	BANDAOGO, Aziz	5-5	119:22	23.9	17-23	.739	0-0	.000	9-12	.750	7	16	23	4.6	4	0	4	4	16	4	43	8.6			
8	HICKMAN, Connor	5-4	126:17	25.3	18-33	.545	7-18	.389	0-1	.000	2	13	15	3.0	7	0	10	4	1	5	43	8.6			
14	BETSEY, Tyler	5-0	85:04	17.0	11-26	.423	9-16	.563	2-6	.333	5	14	19	3.8	9	0	5	5	2	1	33	6.6			
1	THOMAS, Day Day	2-0	29:07	14.6	3-8	.375	2-4	.500	0-0	.000	0	3	3	1.5	3	0	6	5	1	0	8	4.0			
3	GRIFFITH, Rayvon	4-0	32:11	8.0	3-12	.250	1-8	.125	5-5	1.000	2	1	3	0.8	5	0	2	1	2	0	12	3.0			
10	REED, Josh	5-0	64:49	13.0	4-12	.333	2-6	.333	1-2	.500	3	6	9	1.8	3	0	6	1	2	2	11	2.2			
5	FREDRICK, CJ	4-0	42:31	10.6	2-5	.400	2-4	.500	2-2	1.000	0	1	1	0.3	0	0	2	0	0	1	8	2.0			
65	DZELLAT, Halvine	4-0	07:31	1.9	0-0	.000	0-0	.000	0-0	.000	1	1	2	0.5	1	0	0	0	0	0	0	0.0			
Team											3	5	8					2							
Total		5	1000		171-308	.555	49-111	.441	44-70	.629	52	135	187	37.4	62	1	98	47	37	33	435	87.0			
Opponents		5	1000		108-304	.355	22-85	.259	39-67	.582	63	89	152	30.4	69	2	46	65	9	25	277	55.4			

Team Statistics

	UC	OPP
Scoring	435	277
Points per game	87.0	55.4
Scoring margin	+31.6	-
Field goals-att	171-308	108-304
Field goal pct	.555	.355
3 point fg-att	49-111	22-85
3-point FG pct	.441	.259
3-pt FG made per game	9.8	4.4
Free throws-att	44-70	39-67
Free throw pct	.629	.582
F-Throws made per game	8.8	7.8
Rebounds	187	152
Rebounds per game	37.4	30.4
Rebounding margin	+7.0	-
Assists	98	46
Assists per game	19.6	9.2
Turnovers	47	65
Turnovers per game	9.4	13.0
Turnover margin	+3.6	-
Assist/turnover ratio	2.1	0.7
Steals	33	25
Steals per game	6.6	5.0
Blocks	37	9
Blocks per game	7.4	1.8
Winning streak	5	-
Home win streak	3	-
Attendance	31379	12455
Home games-Avg/Game	3-10460	2-6228
Neutral site-Avg/Game	-	0-0

Team Results

Date	Opponent		Score	Att.
11/04/2024	Ark.-Pine Bluff	W	109-54	10290
11/08/2024	Morehead St.	W	83-56	10604
11/15/2024	Nicholls	W	86-49	10485
11/19/2024	at Northern Ky.	W	76-60	7485
11/23/2024	at Georgia Tech	W	81-58	4970



2024-25 Cincinnati Men's Basketball
Team Game-by-Game
All games

				Total		3-Pointers		Free throws		Rebounds											
Opponent	Date	Score		FG-FGA	PCT	3FG-3FGA	PCT	FT-FTA	PCT	OFF	DEF	TOT	AVG	PF	A	TO	BLK	STL	PTS	AVG	
Ark.-Pine Bluff	11/04/2024	109-54	W	42-72	.583	12-24	.500	13-23	.565	17	31	48	48.0	12	27	9	7	10	109	109.0	
Morehead St.	11/08/2024	83-56	W	33-55	.600	6-16	.375	11-15	.733	5	25	30	39.0	14	18	4	5	3	83	96.0	
Nicholls	11/15/2024	86-49	W	33-61	.541	11-27	.407	9-14	.643	15	31	46	41.3	6	18	12	14	6	86	92.7	
at Northern Ky.	11/19/2024	76-60	W	31-58	.534	11-22	.500	3-6	.500	6	21	27	37.8	10	19	10	6	10	76	88.5	
at Georgia Tech	11/23/2024	81-58	W	32-62	.516	9-22	.409	8-12	.667	9	27	36	37.4	20	16	12	5	4	81	87.0	
Total		435		171-308	.555	49-111	.441	44-70	.629	52	135	187	37.4	62	98	47	37	33	435	87.0	
Opponents		277		108-304	.355	22-85	.259	39-67	.582	63	89	152	30.4	69	46	65	9	25	277	55.4	

Cincinnati Averages

Games Played	Points/ game	FG Pct	3FG Pct	FT Pct	Rebounds/ game	Assists/ game	Turnovers/ game	Assist/Turnover ratio	Steals/ game	Blocks/ game
5	87.0	55.5	44.1	62.9	37.4	19.6	9.4	2.1	6.6	7.4



2024-25 Cincinnati Men's Basketball
Opponents Game-by-Game
All games

Page 1/1
as of Nov 23, 2024

				Total		3-Pointers		Free throws		Rebounds											
Opponent	Date	Score		FG-FGA	PCT	3FG-3FGA	PCT	FT-FTA	PCT	OFF	DEF	TOT	AVG	PF	A	TO	BLK	STL	PTS	AVG	
Ark.-Pine Bluff	11/04/2024	109-54	W	20-59	.339	5-19	.263	9-14	.643	8	17	25	25.0	20	7	17	2	5	54	54.0	
Morehead St.	11/08/2024	83-56	W	20-56	.357	4-14	.286	12-18	.667	11	19	30	27.5	12	11	10	2	1	56	55.0	
Nicholls	11/15/2024	86-49	W	21-69	.304	4-18	.222	3-7	.429	17	15	32	29.0	13	11	11	4	8	49	53.0	
at Northern Ky.	11/19/2024	76-60	W	26-61	.426	4-14	.286	4-8	.500	15	21	36	30.8	10	9	15	0	6	60	54.8	
at Georgia Tech	11/23/2024	81-58	W	21-59	.356	5-20	.250	11-20	.550	12	17	29	30.4	14	8	12	1	5	58	55.4	
Total		277		108-304	.355	22-85	.259	39-67	.582	63	89	152	30.4	69	46	65	9	25	277	55.4	
Cincinnati		435		171-308	.555	49-111	.441	44-70	.629	52	135	187	37.4	62	98	47	37	33	435	87.0	

Opponents Averages

Games Played	Points/game	FG Pct	3FG Pct	FT Pct	Rebounds/game	Assists/game	Turnovers/game	Assist/Turnover ratio	Steals/game	Blocks/game
5	55.4	35.5	25.9	58.2	30.4	9.2	13.0	0.7	5.0	1.8