

# 2022-23 GAME NOTES

## 2022-23 SCHEDULE

OVERALL: 7-11  
CONFERENCE [AAC]: 0-5 | NON-CONFERENCE: 7-6  
HOME: 3-4 | AWAY: 3-6 | NEUTRAL: 1-1

DATE	OPPONENT	TV	TIME/RESULT
<b>NOVEMBER</b> [4-3; HOME: 2-1, ROAD: 1-1, NEUTRAL: 1-1]			
2	<b>WITTENBERG (EXH.)</b>		W, 91-45
7	at Louisville	ACCN	L, 68-87
10	<b>TENNESSEE TECH</b>	ESPN+	W, 68-57
13	<b>RADFORD</b>	ESPN+	W, 62-53
16	<b>TOLEDO</b>	ESPN+	L, 71-74 (OT)
21	at Lindenwood	ESPN+	W, 71-60
25	vs. UT Arlington^	FloHoops	W, 72-58
26	vs. Charlotte^	FloHoops	L, 58-59
<b>DECEMBER</b> [3-4; HOME: 1-1, ROAD: 2-3]			
1	at North Carolina A&T	FloHoops	W, 78-73
4	<b>UIC</b>	ESPN+	L, 58-66
9	at Xavier	FloSports	L, 35-48
13	at Ohio	ESPN+	W, 77-44
18	<b>SOUTHERN INDIANA</b>	ESPN+	W, 99-57
21	at Northern Kentucky	ESPN+	L, 52-72
30	at Wichita State*	ESPN+	L, 49-61
<b>JANUARY</b> [0-4; HOME: 0-2, ROAD: 0-2]			
7	<b>TEMPLE*</b>	ESPN+	L, 73-77
10	at SMU*	ESPN+	L, 44-55
14	<b>MEMPHIS*</b>	ESPN+	L, 58-78
18	at East Carolina*	ESPN+	L, 53-61
25	<b>HOUSTON*</b>	ESPN+	7 p.m.
28	<b>WICHITA STATE*</b>	ESPN+	2 p.m.
<b>FEBRUARY</b>			
1	at Tulsa*	ESPN+	7:30 p.m.
4	at Tulane*	ESPN+	3 p.m.
8	<b>UCF*</b>	ESPN+	7 p.m.
11	at Temple*	ESPN+	2 p.m.
15	<b>EAST CAROLINA*</b>	ESPN+	7 p.m.
18	<b>TULANE*</b>	ESPN+	2 p.m.
22	at Memphis*	ESPN+	8 p.m.
25	at UCF*	ESPN+	2 p.m.
<b>MARCH</b>			
1	<b>SOUTH FLORIDA*</b>	ESPN+	7 p.m.
6-9	at AAC Tournament@	ESPN+	TBD

All times Eastern. Home games in **BOLD CAPS**, played in Fifth Third Arena (1989-Present)

\* - American Athletic Conference game

^ - Daytona Beach Invitational, played in Daytona Beach, Fla. at Ocean Arena

@ - 2022 American Athletic Women's Basketball Championship, played in Fort Worth, Texas at Dickies Arena

## FOLLOW THE BEARCATS

TV: ESPN+  
Play-by-Play..... Anthony Mazzini  
Analyst..... AB Stocks  
Online ..... WatchESPN.com

LIVE STATS: Cincinnati.StatBroadcast.com

WEBSITE: GoBearcats.com

## SOCIAL MEDIA

Twitter/Instagram..... @GoBearcatsWBB  
Facebook..... Cincinnati Bearcats Women's Basketball  
Hashtag..... #CHOICES | #BBEFFECT

## ATHLETIC COMMUNICATIONS

Women's Basketball SID..... Nate Jarrett  
Cell ..... [850] 499-7586  
Email ..... jarretne@ucmail.uc.edu

# CINCINNATI WOMENS BASKETBALL

## GAME 19: HOUSTON | FIFTH THIRD ARENA | ESPN+ | 7 P.M. ET

### CINCINNATI BEARCATS

RECORD 7-11, 0-5 AMERICAN  
HEAD COACH Michelle Clark-Heard  
RECORD AT UH 72-65 (5th Season)  
OVERALL RECORD 250-145 (13th Season)  
LEADING SCORER Jillian Hayes (13.8)  
LEADING REBOUNDER Jillian Hayes (8.4)  
LEADING ASSISTS Mya Jackson (3.0)  
LEADING MINUTES Mya Jackson (32.8)



### CINCINNATI REMAINS HOME TO HOST HOUSTON

- Cincinnati remains home to host Houston inside Fifth Third Arena on Wednesday at 7 p.m. ET on ESPN+.
- This is the first two home contests to end the month of January. The Bearcats are 3-4 at home this season.
- Wednesday will be the 32nd meeting between the conference opponents. Cincinnati leads the all-time series 23-8 and 10-3 at home. The Bearcats are 5-2 against the Cougars under head coach Michelle Clark-Heard.
- The two teams have split their meetings each of the last two seasons. In the last meeting, Cincinnati fell 67-45 to Houston in the first round of the American Athletic Conference Tournament on March 7, 2022.
- Cincinnati is averaging 69.9 points and allowing 66.0 points per game, a +3.9 margin, at home this season. Junior guard Jillian Hayes leads the team with 15.6 points and 8.1 rebounds, followed closely by senior guard Mya Jackson at 15.3 points and 3.4 assist in home contests. Sophomore forward/center Clarissa Craig's averages increase to 8.9 points and 4.1 rebounds on 50.0 percent from the field and 90.0 percent from the line at home.
- Cincinnati is looking for its first conference win this season and to rebound after a loss at East Carolina on Jan. 18. The Bearcats have four wins following a loss this season. Cincinnati is 33-37 in conference under Clark-Heard.
- It will be a battle of two of the top defensive teams in the conference. Cincinnati leads the conference and stands 16th nationally with 5.2 blocks per game, third in the conference with 17.6 turnovers forced per game, fifth in the conference with 8.2 steals per game as of Jan. 22. Houston boasts one of the top defenses in the nation, ranking second nationally with 13.6 steals per game and third nationally with 24.9 turnovers forced per game as of Jan. 22.
- The Bearcats have been getting contributions from a multitude of players as 10 of the 13 Bearcats are averaging double-digit minutes per game and are receiving 22.7 points per game from their bench.
- Senior guard Mya Jackson became one of 11 active AAC players to surpass 1,000 career points with a team-high 18 points in the Bearcats' last home game vs. Memphis on Jan. 14. She scored 800 career points in three seasons at Seton Hall and has turned in 215 points at Cincinnati.






### LAST TIME OUT - AT EAST CAROLINA

- Cincinnati battled through eight ties and eight more lead changes, but ultimately fell to East Carolina 61-53 inside Williams Arena at Minges Coliseum on Jan. 18.
- The Bearcats led at half 28-24, their 10th game [7-3] leading at half this season.
- Junior guard Jillian Hayes paced the Bearcats with a team-high in points and rebounds, finishing with 15 points, eight rebounds and four assists. Hayes was one of three Bearcats who finished in double figures.
- Senior forward Jacy Scott recorded a season-high 12 points on 4-5 from the field and 4-4 from the line, while senior guard Caitlyn Wilson added 11 points behind a trio of threes.
- Sophomore guard Braylyn Milton dished out a career-high eight assists, the most by a Bearcat this season. The Bearcats finished with 16 assists, which ties the second-most this season.
- Cincinnati totaled 22 points in the paint. The Bearcats have now scored at least 20-plus paint points in 15 of 18 games and double-digit paint points in all 18 games.
- Cincinnati converted on a percent 9-9 from the free throw line. It is the second game this season that the Bearcats have made all their free throws and the nine made marks the second most without a miss under Clark-Heard.

### BENCH PROVIDING HUGE CONTRIBUTIONS

- Cincinnati has recorded 409 points, 22.7 points per game off its bench and is 6-5 when outscoring their opponent in bench points this season.
- The Bearcats have used a multitude of rotations as 10 of 13 Bearcats are averaging double-digit minutes per game.
- The Bearcats are outscoring their opponents 409-264 in bench points this season; 116-53 over the last five games.
- Cincinnati finished with 33 bench points at East Carolina on Jan. 18 and 32 at Wichita State on Dec. 30. The Bearcats have totaled at least 30 bench points in four of their last eight games and at least 20 bench points in 12 of 18 games. Cincinnati received a season-high 47 points off its bench vs. Southern Indiana on Dec. 18.
- The Bearcats have had 12 double-digit scoring efforts off its bench this season - Clarissa Craig (3), Caitlyn Wilson (3), Jacy Scott (2), Malea Williams (2), Dais'Ja Trotter (1), and A'riel Jackson (1).
- Senior guard Caitlyn Wilson is leading the team with 5.8 points per game off the bench this season. (started less than half the games; Wilson has started three of the 18 games)
- Sophomore guard Braylyn Milton has come off the bench the last four contests after starting 13 games this season and is averaging 3.5 points and 4.0 assists in 22.0 minutes per game over the last four games.

## PROJECTED STARTING LINEUP (BASED ON EAST CAROLINA)

				
<b>23</b>	<b>33</b>	<b>34</b>	<b>20</b>	<b>42</b>
<b>MYA JACKSON</b> Wilmington, Ohio   G	<b>SOFIA GRITZALI</b> Thessaloniki, Greece   G	<b>A'RIEL JACKSON</b> Brooklyn, N.Y.   G	<b>JILLIAN HAYES</b> Cincinnati, Ohio   G	<b>CLARISSA CRAIG</b> Cincinnati, Ohio   F/C
Minutes - 32.8	Minutes - 9.9	Minutes - 12.4	Minutes - 30.8	Minutes - 17.8
Points - 11.9	Points - 2.2	Points - 4.4	Points - 13.8	Points - 6.2
Assists - 3.0	Rebounds - 1.3	Rebounds - 1.9	Rebounds - 8.4	Rebounds - 3.4
Free Throw % - 80.6	Field Goal % - 42.1	Free Throw % - 75.7	Assists - 2.2	Free Throw % - 80.5

NOTING HOUSTON

- The Houston Cougars are 6-13, 3-3 in the AAC in their ninth season under head coach Ronald Hughey.
- Houston is averaging 61.8 points per game and allowing 66.8 on the road this season.
- Houston is one of the top defensive teams in the nation, ranking second nationally with 13.6 steals per game and third with 24.9 turnovers forced per game. The Cougars also ranks 13th nationally with a 25.6 three-point percentage defense.
- Junior Laila Blair is leading the team with 14.3 points and 2.8 assists in 33.3 minutes per game. She is 25 points shy of 1,000 for her career.

JILLIAN HAYES IS A FORCE IN THE POST

- Junior guard Jillian Hayes is leading the team in multiple categories, including points, rebounds, blocks and steals. Hayes is averaging 13.8 points, 8.4 rebounds, 2.1 assists, 1.7 blocks and 1.5 steals in 30.8 minutes per game. She has led team in scoring in nine contests, including eight of the last 14 games.
- Hayes has scored in double figures in 16 games, including 12 straight contests from Nov. 10 - Dec. 21. The 12 straight games in double figures are the most since Imarl Thomas did so in 13 straight in 2019-20.
- Hayes is averaging 1.7 blocks per game, which leads the conference and ranks 47th nationally as of Jan. 22. She ranks second in the conference and 52nd nationally with 30 blocks as of Jan. 22. She has recorded multiple blocks in nine of the last 11 games.
- Hayes' 96 free throw attempts ranks third in the conference and stands 75th nationally, while her 64 made is fifth in the conference as of Jan. 22.
- Her 8.4 rebounds per game ranks 72nd nationally and fourth in the conference as of Jan. 22.
- Hayes has posted five double-doubles on the season, already surpassing her total of three in the previous two seasons combined. She has been named to the American Athletic Conference three times this season to extend her career total to four.
- Hayes finished with 16 points and a career-high 14 rebounds vs. UT Arlington on Nov. 25. The 14 rebounds against UT Arlington was the most by a Bearcat this season and the most since Arame Niang recorded 16 vs. Temple on Feb. 3, 2021.

MYA JACKSON LEADING AT THE POINT

- Senior guard Mya Jackson is averaging 11.9 points, 3.0 assists, and 2.8 rebounds in 32.8 minutes per game. Jackson is also connecting on 80.6 percent at 29-36 from the free-throw line.
- Jackson has scored in double figures 12 times this season, including the first nine games. She has led the team in scoring in five games.
- She became one of 11 active AAC players with 1,000 career points after scoring 18 points vs. Memphis on Jan. 14. (800 at Seton Hall; 215 at Cincinnati)
- Jackson has led the team in assists in nine of 18 games. She recorded a career-high six assists to one turnover at North Carolina A&T on Dec. 1.
- Jackson played all 45 minutes in the 71-74 (OT) loss to Toledo on Nov. 16. The 45 minutes played are the most by a Bearcat since Akira Levy totaled 48 minutes in a 87-77 (2OT) win over North Carolina A&T on Dec. 19, 2021. She is the first Bearcat to play every minute of the game since Ilmarl Thomas played all 40 minutes vs. South Florida on Dec. 22, 2020.

CLARISSA CRAIG FROM CINCINNATI CONTINUES TO CRUSH IT

- Sophomore forward/center Clarissa Craig is averaging 6.2 points and 3.4 rebounds on 50.6 percent from the field in 17.8 minutes this season, all increases from her freshman season. She has made all nine of her starts this season over the last 11 games.
- The Cincinnati native has scored in double figures in six games, including three off the bench this season. She scored in double figures once in her freshman season.
- She is converting on 80.5 percent (33-41) from the free throw line.
- Craig scored a career-high 15 points and added seven rebounds vs. Southern Indiana on Dec. 18.
- Craig earned her first career double-double with 11 points, 10 rebounds and two blocks on 5-9 from the field vs. UIC on Dec. 4.

BEARCATS BLOCK WITH THE NATION'S BEST

- Cincinnati leads the conference and stands 16th nationally with 5.2 blocks per game as of Jan. 22.
- The Bearcats have recorded five or more blocks in nine games, while six different Bearcats have recorded at least one multi-block game this season.
- Cincinnati set a program-record 14 blocks at Wichita State on Dec. 30. Junior foward/center Malea Williams also set an individual program record with seven blocks. A total of seven Bearcats recorded atleast one block in the game. The 14 blocks broke an almost 40-year program record of 12 blocks vs. Miami (OH) on Dec. 3, 1983. The block total is also a Charles Koch Arena record and ties the sixth most in American Athletic Conference history.
- Junior guard Jillian Hayes is averaging 1.7 blocks per game, which ranks first in the conference and 47th nationally as of Jan. 22. Her 30 blocks this season also ranks second in the conference and 52nd nationally as of Jan. 22. She has recorded multiple blocks in nine of the last 12 games.
- Williams is averaging 1.5 blocks per game, which ranks third in the conference and 71st nationally as of Jan. 22. Williams has tallied 27 blocks this season, which also ranks third in the conference and 70th nationally as of Jan. 22.

FORCING THEIR OPPONENTS INTO MISTAKES

- Cincinnati averages 17.6 turnovers forced per game, which ranks third in the conference as of Jan. 22.
- Cincinnati forced a season-high 27 turnovers vs. Southern Indiana on Dec. 18. The Bearcats scored 34 points off the turnovers, which is the most points off turnovers under head coach Michelle Clark-Heard.
- The Bearcats' average increases to 21.0 turnovers forced in their seven wins.
- The Bearcats have won the points off turnovers margin in all seven victories this season, averaging a +12.3 point advantage in points off turnovers in victories.
- Cincinnati leads the conference and stands 16th nationally with 5.2 blocks per game and fifth in the conference with 8.2 steals per game as of Jan. 22.
- Cincinnati tallied 15 steals at SMU on Jan. 13, the second most this season. The Bearcats recorded double-digit steals in seven games and forced 15-plus turnovers in 14 of 18 games.

FINDING SUCCESS AT THE FREE THROW LINE

- Cincinnati ranks 74th nationally and fourth in the conference with 19.3 free throw attempts per game and 80th nationally and fourth in the conference with 13.6 made per game as of Jan. 22.
- Junior guard Jillian Hayes' 96 free throw attempts ranks third in the conference and stands 75th nationally, while her 64 made is fifth in the conference as of Jan. 22.
- Senior guard Mya Jackson is leading the team with a 80.6 free throw percentage on 29-36 (minimum 10 made). Jackson is one of four Bearcats converting above 80.0 percent from the line.
- Cincinnati converted on 30-39 from the free throw line vs. Southern Indiana on Dec. 18, the most free throws made and attempted under head coach Michelle Clark-Heard.
- Cincinnati has converted on all their free throw attempts in two games (at SMU; at ECU) this season. The Bearcats covered on 9-9 from the free throw line at ECU on Jan. 18, the second-most made without a miss under Clark-Heard.
- Cincinnati has attempted at least 20 free throws in ten of 18 games.

CAREER 20-PLUS POINT GAMES

MYA JACKSON (8, 1 AT CINCINNATI, 7 AT SETON HALL\*)

vs. Toledo	11/16/22	24 points
at Xavier*	3/1/22	20 points
at Xavier*	2/24/21	21 points
at Providence*	1/3/21	20 points
vs. Albany*	12/13/20	22 points
vs. Wagner*	12/11/20	27 points
at Xavier*	12/31/19	25 points
vs. UConn*	12/5/19	21 points

JILLIAN HAYES (6)

vs. UIC	12/4/22	20 points
vs. Toledo	11/16/22	21 points
at Tulane	2/13/22	21 points
vs. Wichita State	1/13/22	21 points
vs. Central Michigan	12/1/21	23 points
at Temple	1/13/21	20 points

CAITLYN WILSON (4)

at Tulsa	2/27/21	20 points
at Memphis	2/10/21	20 points
at Tulane	2/7/21	20 points
vs. Temple	2/3/21	23 points

BRAYLYN MILTON (1)

at Louisville	11/7/22	28 points
---------------	---------	-----------

CAREER DOUBLE-DOUBLES

JILLIAN HAYES (8)

at SMU	1/10/23	10 points, 10 rebounds
at Xavier	12/9/22	18 points, 11 rebounds
vs. UT Arlington	11/25/22	16 points, 14 rebounds
vs. Lindenwood	11/21/22	18 points, 10 rebounds
vs. Radford	11/13/22	11 points, 10 rebounds
vs. Tulsa	1/29/22	14 points, 11 rebounds
at Temple	1/26/22	16 points, 10 rebounds
vs. Wichita State	1/13/22	21 points, 11 rebounds

CLARISSA CRAIG (1)

vs. UIC	12/4/22	11 points, 10 rebounds
---------	---------	------------------------

AMERICAN ATHLETIC CONFERENCE AWARDS

A'RIEL JACKSON

Weekly Honor Roll	1/9/23
-------------------	--------

JILLIAN HAYES

Weekly Honor Roll	12/19/22
Weekly Honor Roll	12/5/22
Weekly Honor Roll	11/28/22

**CLEANING UP THE OFFENSIVE GLASS**

- Cincinnati is averaging 14.2 offensive rebounds per game, which ranks 43rd nationally and fifth in the conference as of Jan. 22.
- Cincinnati has posted 207 second-chance points, 11.5 per game. The Bearcats have score double digit second-chance points in 14 of 18 games. Cincinnati has recorded double-digit offensive rebounds in 17 of 18 games.
- Junior guard Jillian Hayes is leading the team with 2.9 offensive rebounds per game.

**TONS OF GAMES, TONS OF OPTIONS**

- Cincinnati has 11 different starting lineup combinations in the first 18 games.
- 10 of 13 Bearcats are averaging double-digit minutes per game.
- Three different Bearcats have recorded a game of 20-plus points, while nine different players have posted at least one game of 10-plus points.
- Seven different Bearcats led the team in scoring through the first 18 games, including Jillian Hayes who has done it nine times. This is compared to eight different players led Cincinnati in scoring in 28 games in 2021-22.

**GETTING STRONGER AS THE GAME GOES ON**

- The Bearcats have outscored ten of 18 opponents in the second half.
- Cincinnati is outscoring its opponent 244-205 in the second quarter, the widest margin of any quarter.
- Cincinnati has led at half in ten of 18 games this season. Cincinnati is 7-3 when leading at half.
- Cincinnati has led at half in all seven wins this season, averaging an +10.3 advantage at the break in wins.
- The Bearcats have held the lead for an average of 34:26 minutes per game in their seven wins this season.

**ON THE RUN**

- Cincinnati has produced 29 runs of 8-0 this season, with a season-best 17-0 run twice at Ohio on Dec. 13.
- The Bearcats used an 13-0 run in the first quarter to extend their lead early at East Carolina on Jan. 18.

**OUT OF THE FAST BREAK**

- The Bearcats are 7-3 when outscoring their opponents in fastbreak points this season.
- Cincinnati has scored double-digit fastbreak points in five of its seven wins this season with a season-high 15 points coming in a road win at Lindenwood on Nov. 21. The 15 fast break points at Lindenwood are the most since the Bearcats recorded 21 at Houston on Jan. 19, 2021.
- Cincinnati has scored double-digit fastbreak points in seven games, last turning in 12 points at SMU on Jan. 10.

**FROM BEHIND THE ARC**

- Cincinnati is shooting 32.6 percent from three, which ranks fifth in the conference as of Jan. 22.
- Cincinnati connected on 12 threes in the win at Ohio on Dec. 13, the most under head coach Michelle Clark-Heard. The Bearcats are 5-2 this season when making at least five threes in a game.
- Cincinnati has shot 60.0 percent or better from three in two games this season (9-13, 69.2 percent at Louisville) and (12-20, 60.0 percent at Ohio). Cincinnati improved to 14-2 when shooting above 50.0 percent from three under Clark-Heard.
- Four Bearcats are converting 33.3 percent or better from three this season - senior guard Dais'Ja Trotter (9-21, 42.9), senior guard Caitlyn Wilson (31-80, 38.8), senior guard Mya Jackson (22-66, 33.3) and redshirt sophomore forward Taziah Jenks (4-12, 33.3).

**DOUBLE TROUBLE**

- Cincinnati has a set of twins - Jadyn and Jada Scott - who are one of 16 sets of twins on a Division I women's basketball roster.
- Senior forward Jadyn Scott has started eight games this season and played in all 18 games, averaging 4.1 points and 2.7 rebounds on 46.6 percent from the field in 14.5 minutes per game.
- Jadyn Scott set a season-high with 12 points at East Carolina on Jan. 18. Both of her double digit scoring games this season have come in the last five games (at Wichita State; at East Carolina). The 12 points is one shy of her career-high 13.
- Senior guard Jada Scott has started seven games this season and is averaging 2.4 points and 2.2 rebounds on 42.5 percent from the field in 14.2 minutes per game.

**MALEA WILLIAMS DOING IT ALL**

- Junior forward/center Malea Williams is averaging

4.6 points, 4.8 rebounds and 1.5 blocks in 17.0 minutes per game.

- Her two starts this season have come in the last four games.
- Williams' 27 blocks ranks third in the conference and 70th nationally as of Jan. 22. She has posted 13 blocks over the last five games and six multi-block contests this season. Her 1.5 blocks per game ranks third in the conference and 71st nationally as of Jan. 22.
- She has led the team in rebounding in three games and blocks in eight games.
- Williams set the individual program record with seven blocks in a career-high 26 minutes at Wichita State on Dec. 30. She also led the team with 11 points, her second double-digit scoring effort of the season.

**BRAYLYN MILTON BALLIN'**

- Sophomore guard Braylyn Milton is averaging 5.7 points, 2.5 rebounds and 2.9 assists in 26.6 minutes per game this season, all increases from her freshman year.
- Milton dished out a career-high eight assists at East Carolina on Jan. 18. She has led the team in assists six times this season, including five of the last seven games.
- She has scored in double figures three times and has started 13 games. She has come off the bench the last four contests.
- Milton erupted for a career-high, game-high, and individual Cincinnati season-high 28 points on 9-12 from the field, 5-5 from behind the arc in the season opener against No. 7/5 Louisville on Nov. 7.
- The 28 points by Milton ties the most individual points against Louisville since Notre Dame's Jessica Shepard had 30 against the ACC Women's Tournament Final on Mar. 10, 2019.
- It is the most points scored by a Bearcat since Ilmar'i Thomas totaled 30 in the American Athletic Conference First Round against Memphis on Mar. 8, 2021. It is also the most points in a season opener since Ilmar'i Thomas had 34 against Northern Kentucky on Nov. 25, 2020.

**WHAT A COMEBACK FOR TAZIAH JENKS**

- Redshirt sophomore forward Taziah Jenks has started four games this season and is averaging 1.9 points and 1.7 rebounds in 9.9 minutes per game.
- Known to be able to stretch the floor, Jenks is converting on 33.3 percent from three, which is tied for third best on the team.
- Jenks recorded a career-high seven rebounds vs. Southern Indiana on Dec. 18.
- Following the Louisville game, Jenks missed four games with a hand injury. She returned in the Daytona Beach Invitational and started at North Carolina A&T on Dec. 1 and vs. UIC on Dec. 4.
- Jenks started in her first game back from the ACL injury in the season opener at No. 7/5 Louisville on Nov. 7.
- After transferring from West Virginia, Jenks tore her ACL in a road game against Ohio State on Nov. 27, 2021. She was averaging 7.5 points, 3.2 rebounds and 1.3 assists per game in 19.7 minutes for the Bearcats before the injury.

**A LOT OF PRODUCTION BACK**

- Despite losing five players from last year's roster, the Bearcats return a lot of production.
- |                    |                               |
|--------------------|-------------------------------|
| Points returning   | 66.2 percent (1,109 of 1,674) |
| Rebounds returning | 76.6 percent (758 of 990)     |
| Assists returning  | 52.0 percent (208 of 400)     |
| Blocks returning   | 66.2 percent (90 of 136)      |
| Steals returning   | 63.2 percent (144 of 228)     |
| Minutes returning  | 68.4 percent (3,831 of 5,602) |

- Cincinnati welcomes back 38.3 points, 26.1 rebounds and 7.0 assists per game.
- The Bearcats return four players that started double-digit games in 2021-22. (Jillian Hayes - 28, Caitlyn Wilson - 21, Braylyn Milton - 14, Jadyn Scott - 12). The four players have made a combined 111 starts at Cincinnati. (Jillian Hayes - 48, Caitlyn Wilson - 32, Jadyn Scott - 17, Braylyn Milton - 14).
- Cincinnati welcomes in the addition of Mya Jackson, who started 33 of 34 games last season at Seton Hall and made 59 career starts over three seasons with the Pirates.
- Nine of the 10 returners have made a start and combine to have made 137 starts at Cincinnati. (Jillian Hayes - 48, Caitlyn Wilson - 32, Jadyn Scott - 17, Braylyn Milton - 14, Jada Scott - 13, Sofia Gritzali - 7, Malea Williams - 3, Taziah Jenks - 2, Clarissa Craig - 1).

**JILLIAN HAYES NAMED TO PRESEASON SECOND-TEAM; CINCINNATI PREDICTED NINTH IN THE AMERICAN**

- Junior guard Jillian Hayes was named to the

American Athletic Conference Preseason All-Conference Second Team on Oct. 12.

- The Cincinnati native was the only Bearcat to start all 28 games last season, averaging 11.5 points, 6.8 rebounds and 2.8 assists in 31.2 minutes per game. Hayes led the team in points, rebounds, steals and blocks, ranking second in the conference with 2.2 steals, seventh with 1.4 blocks and tenth in rebounds per game. She finished in double figures in 18 games, including 10 conference contests, and recorded a career-high 23 points on 9-15 from the field against Central Michigan.
- Hayes improved her per game scoring average by 3.9 points, rebounding average by 1.5 rebounds, and her free throw percentage from 57.5 to 70.1 as a sophomore after being named to the AAC All-Freshman Team in 2020-21.
- Hayes' averages increased to 7.0 rebounds and 12.1 points per game in AAC play, first and second compared to conference sophomores, respectively.
- Cincinnati was selected to finish ninth in conference, while South Florida was chosen as the predicted favorite for the second straight season with nine first place votes.

**NEW FACES IN THE MIX**

- Cincinnati welcomes in the addition of three newcomers, transfers Mya Jackson and Dais'Ja Trotter and freshman A'riel Jackson.

**DAIS'JA TROTTER**

- Trotter comes to Cincinnati from Rend Lake College, where she was named the Great Rivers Athletic Conference and NJCAA Region XXIV Player of the Year after leading the NJCAA in points per game, total points and field goals made. She finished as Rend Lake College's all-time leading scorer with 1,474 points, breaking a nearly four-decade record established in 1983. She was also named a Second-Team NJCAA All-American, in addition to earning All-Region and All-Conference honors after starting 29 of 30 games and averaging 24.4 points, 10.3 rebounds, and 2.3 assists per game in 2021-22. She was named an honorable mention NJCAA All-American in 2020-21. Her #10 Rend Lake jersey is on display at the Women's Basketball Hall of Fame Ring of Honor in Knoxville, Tenn.

**MYA JACKSON**

- Jackson comes to Cincinnati after three seasons at Seton Hall. In 2021-22, she started 33 of 34 games averaging 9.0 points, 2.9 rebounds and 1.3 assists in 32.0 minutes per game. She ranked eighth in the BIG EAST with a .373 three-point percentage, her third straight season converting on at least .370 percent from behind the arc. She was heavily recruited by Clark-Heard coming out of high school before choosing Seton Hall.

**A'RIEL JACKSON**

- Jackson comes to Cincinnati from Bishop Loughlin Memorial High School, where she named to the McDonald's All-American East Nominee List and was 1,000-point scorer. Jackson was ranked 79th nationally, 16th-ranked shooting guard by Preferred Athlete Scouting Service and 108th nationally by the All-Star Girls Report. Her mother, Kym Hampton, was the number four overall pick in the inaugural 1997 WNBA Draft and played three seasons for the New York Liberty as part of a 15-year professional career, where she was voted the starting center in the inaugural WNBA All-Star Game.

**RECRUITING CLOSE TALENT**

- The roster features six players within a 100-mile radius, including Jillian Hayes and Clarissa Craig from Cincinnati.

Clarissa Craig - Cincinnati, Ohio (Roger Bacon High School)

Jillian Hayes - Cincinnati, Ohio (Loveland High School)

Mya Jackson - Wilmington, Ohio (Wilmington High School/Seton Hall)

Dais'Ja Trotter - Louisville, Ky. (Seneca High School/Rend Lake College)

Taziah Jenks - Louisville, Ky. (Mercy Academy/West Virginia)

Malea Williams - Georgetown, Ky. (Scott County High School/Louisville)

**ALL IN THE FAMILY****JILLIAN HAYES**

- Her father, Jonathan, was a former NFL player with the Kansas City Chiefs (1985-1993) and Pittsburgh Steelers (1994-1996), assistant coach with the Cincinnati Bengals (2003-18) and recent head coach for the XFL's St. Louis BattleHawks (2020); mother, Kristi, was the 1995 Missouri Valley Conference Women's Basketball Player of the Year at Drake; and brother, Jaxson, played at Texas and was the eighth overall pick in the 2019 NBA Draft by the Atlanta Hawks, currently playing for the New Orleans Pelicans.

**A'RIEL JACKSON**

- Her Mother, Kym Hampton, was the number four overall pick in the inaugural 1997 WNBA Draft and played three seasons for the New York Liberty as part of a 15-year professional career, where she was voted the starting center in the inaugural WNBA All-Star Game.

**JADA/JADYN SCOTT**

- One of 16 sets of twins on a Division I Women's Basketball roster, their brother, Tre Scott, played for Cincinnati men's basketball from 2016-20, earning 2020 AAC Defensive Player of the Year honors.

**PROGRAM ADDS THREE NEW ASSISTANT COACHES**

- Cincinnati welcomes in the addition of three new assistant coaches, Bridgette Gordon, Myia Johnson and Devrinn Paul.

**BRIDGETTE GORDON**

- Gordon comes to Cincinnati after stints at Kansas State, SMU, Tennessee, Wichita State, Georgia State, WNBA and Stetson. Gordon is a 2007 Women's Basketball Hall of Fame inductee, won a 1988 Olympic Gold Medal in Seoul, two-time NCAA National Champion under Pat Summit in 1987 and 1989, the first two national championships in program history. As a player at Tennessee, Gordon was named NCAA Final Four MVP, SEC Female Athlete of the Year, SEC Player of the Year (senior season) and a two-time All-American. She led the Lady Vols to their first two national championships and four straight Final Fours. Gordon finished her college career as the all-time leader in points (2,462) and steals (336) for the Lady Vols and remains second in both categories.

**MYIA JOHNSON**

- Johnson comes to Cincinnati after stints at Penn State, Wisconsin, Ohio State and South Florida.. Johnson was a four-year letter winner for Hall of Fame head coach C. Vivian Stringer at Rutgers from 2006-10, appearing in two Sweet 16s, an Elite Eight and the 2007 National Championship game and was the co-captain of 2009-10 team.

**DEVRIINN PAUL**

- Paul comes to Cincinnati after serving as a coaching consulting for the last six years and a three-year stint at Marshall. Prior to serving as an assistant coach at Marshall, Paul served as a video coordinator under Walz at Louisville for three seasons (2009-12.) He was part of the program's first NCAA Final Four appearance in 2009.

**CAPTAINS FOR THE 2022-23 SEASON**

- The captains for the 2022-23 season are junior guard Jillian Hayes, senior guard Mya Jackson and senior forward Jadyn Scott.
- This is the second straight season that Hayes has been named a team captain.

**BIG-12 BOUND**

- In September, Cincinnati was announced as one of four new members of the BIG 12 Conference. Cincinnati will become a part of the conference, in addition to American Athletic Conference members Houston and UCF, as well as BYU, in 2023-24.



NUMERICAL ROSTER

#	NAME	POS.	HT.	CL.	HOMETOWN / HIGH SCHOOL / LAST SCHOOL
0	Dais'Ja Trotter	G	5-9	Sr.	Louisville, Ky. / Seneca / Rend Lake College
1	Caitlyn Wilson	G	5-10	Sr.	Cordova, Tenn. / Arlington / Chipola Junior College
3	Jada Scott	G	6-1	Sr.	Townsend, Ga. / Frederica Academy
4	Braylyn Milton	G	5-11	So.	Charlotte, N.C. / Independence
5	Lojain Elfatairy	G	5-4	So.	Giza, Egypt / Smart Village School
10	Jadyn Scott	F	6-2	Sr.	Townsend, Ga. / Frederica Academy
11	Taziah Jenks	F	6-0	R-So.	Louisville, Ky. / Mercy Academy / West Virginia
20	Jillian Hayes	G	6-1	Jr.	Cincinnati, Ohio / Loveland
22	Malea Williams	F/C	6-3	Jr.	Georgetown, Ky. / Scott County / Louisville
23	Mya Jackson	G	5-7	Sr.	Wilmington, Ohio / Wilmington / Seton Hall
33	Sofia Gritzali	G	5-7	Sr.	Thessaloniki, Greece / Hellenic College of Thessaloniki
34	A'riel Jackson	G	5-9	Fr.	Brooklyn, N.Y. / Bishop Loughlin Memorial
42	Clarissa Craig	F/C	6-2	So.	Cincinnati, Ohio / Roger Bacon

STAFF

Head Coach	Michelle Clark-Heard	5th Season
Assistant Coach / Recruiting Coordinator	Bridgette Gordon	1st Season
Assistant Coach	Myia Johnson	1st Season
Assistant Coach	Devrinn Paul	1st Season
Director of Women's Basketball Operations	AK Prestridge	2nd Season
Director of Creative Content	Maya Queenan	1st Season
Director of Video / Recruiting Operations	Zeke Mazyck	1st Season
Director of Sport Performance	Hong Tran	2nd Season
Associate Athletic Trainer	Taylor Lipinsky	5th Season
Graduate Assistant	Zenzele Apesemaka-Vital	
Student Assistant	Jana Abdullah	

PRONUNCIATION GUIDE

Dais'Ja Trotter	Days - JUH (Rhymes with Asia)
Braylyn Milton	BRAY - Lin
Lojain Elfatairy	Lou - Jine (Rhymes with Rhine) Elf - AH - Tar - EE
Jadyn Scott	JAY - Din
Taziah Jenks	Tuh - ZYE - Uh (Rhymes with Rye)
Malea Williams	Muh - LAY - Uh
Mya Jackson	My - UH
Sofia Gritzali	Grit - ZAH - Lee
A'riel Jackson	ARE - Ee - Uhl
Myia Johnson (Assistant Coach)	My - UH

SOCIAL MEDIA ROSTER

#	NAME	INSTAGRAM	TWITTER
0	Dais'Ja Trotter	daisjatrotter	daisjalachelle
1	Caitlyn Wilson	caitlyn.alyce	c_will1
3	Jada Scott	jadascott03	jadascott03
4	Braylyn Milton	braraayyyy	braylynmilton
5	Lojain Elfatairy	logisamyy	LogiSamy
10	Jadyn Scott	jadynscott10	jadynscott10
11	Taziah Jenks	taziah.jenks	TaziahJ
20	Jillian Hayes	jillianhayes	jillianhayess
22	Malea Williams	leaskippyyy	88gigs
23	Mya Jackson	myaj_10	myajack10
33	Sofia Gritzali	sofia_gritzali	
34	A'riel Jackson	isofamari	IsofamAri
42	Clarissa Craig	_cc42	rissa_4242

Michelle Clark-Heard	coachheard	coachchelly
Bridgette Gordon	CoachBGordon	coachbgordon
Myia Johnson	CoachMyiaOnFyia	coachmyiaonfyia
Devrinn Paul	CoachDPaul	devrinn_paul

ALPHABETICAL ROSTER

#	NAME	POS.	HT.	CL.
42	Clarissa Craig	F/C	6-2	So.
5	Lojain Elfatairy	G	5-4	So.
33	Sofia Gritzali	G	5-7	Sr.
20	Jillian Hayes	G	6-1	Jr.
34	A'riel Jackson	G	5-9	Fr.
23	Mya Jackson	G	5-7	Sr.
11	Taziah Jenks	F	6-0	R-So.
4	Braylyn Milton	G	5-11	So.
3	Jada Scott	G	6-1	Sr.
10	Jadyn Scott	F	6-2	Sr.
0	Dais'Ja Trotter	G	5-9	Sr.
22	Malea Williams	F/C	6-3	Jr.
1	Caitlyn Wilson	G	5-10	Sr.

ROSTER BY HEIGHT

#	NAME	POS.	HT.	CL.
22	Malea Williams	F/C	6-3	Jr.
42	Clarissa Craig	F/C	6-2	So
10	Jadyn Scott	F	6-2	Sr.
20	Jillian Hayes	G	6-1	Jr.
3	Jada Scott	G	6-1	Sr.
11	Taziah Jenks	F	6-0	R-So.
4	Braylyn Milton	G	5-11	So.
1	Caitlyn Wilson	G	5-10	Sr.
34	A'riel Jackson	G	5-9	Fr.
0	Dais'Ja Trotter	G	5-9	Sr.
33	Sofia Gritzali	G	5-7	Sr.
23	Mya Jackson	G	5-7	Sr.
5	Lojain Elfatairy	G	5-4	So.

ROSTER BY CLASS

SENIOR (6)

0	Dais'Ja Trotter	G	5-9	Sr.
33	Sofia Gritzali	G	5-7	Sr.
23	Mya Jackson	G	5-7	Sr.
3	Jada Scott	G	6-1	Sr.
1	Caitlyn Wilson	G	5-10	Sr.
10	Jadyn Scott	F	6-2	Sr.

JUNIOR (2)

20	Jillian Hayes	G	6-1	Jr.
22	Malea Williams	F/C	6-3	Jr.

REDSHIRT SOPHOMORE (1)

11	Taziah Jenks	F	6-0	R-So.
----	--------------	---	-----	-------

SOPHOMORE (3)

42	Clarissa Craig	F/C	6-2	So.
5	Lojain Elfatairy	G	5-4	So.
4	Braylyn Milton	G	5-11	So.

FRESHMAN (1)

34	A'riel Jackson	G	5-9	Fr.
----	----------------	---	-----	-----

TEAM INFORMATION

2021-22 Record	11-17
AAC Record (Finish)	4-11 (11th)
Letterwinners returning/lost	10/5
Newcomers	3 (two transfers, one freshman)
Pct. points returning	66.2 percent (1,109 of 1,674)
Pct. rebounds returning	76.6 percent (758 of 990)
Pct. assists returning	52.0 percent (208 of 400)
Pct. blocks returning	66.2 percent (90 of 136)
Pct. steals returning	63.2 percent (144 of 228)
Pct. minutes returning	68.4 percent (3,831 of 5,602)



# HEAD COACH MICHELLE CLARK-HEARD

FIFTH SEASON

The University of Cincinnati women's basketball program continues to reach new heights under head coach Michelle Clark-Heard since her hiring in March 2018.

Clark-Heard is entering her fifth season at the helm in 2022-23 and her 13th overall season as a collegiate head coach. Under Clark-Heard, the Bearcats have posted superlatives including back-to-back 20 win seasons from 2018-2020 and the program's first appearance in a conference tournament final, both of which last occurred in 2002-03.

She earned her 250th career win in a 99-57 home win over Southern Indiana on Dec. 18, 2022. The 99-points were the most since the Bearcats scored 105 vs. Charleston Southern on Nov. 25, 2003.

In 2021-22, the Bearcats continued to experience success as Braylyn Milton was named to the AAC All-Freshman Team to become the third player (Jillian Hayes, 2021 and Ilmar'i Thomas, 2018) to earn the distinction under Clark-Heard. Caitlyn Wilson finished second in the conference in three-point field goals made per game (2.1), while the Bearcats had two players ranked in the top-three in steals per game. In addition to the individual accolades, Bearcats were the only AAC program to defeat the conference champion UCF, taking down the Knights 61-57 inside Fifth Third Arena.

Clark-Heard, who was a UC assistant from 2002-05 and also spent six seasons as the head coach at Western Kentucky University before returning to UC, has amassed 46 wins in her first two years at the helm and is the only coach in program history to open a tenure with back-to-back 20 win seasons. Overall, her 10-year coaching career has seen her teams average more than 20 wins per campaign (22.4) with seven postseason appearances, including four NCAA Tournaments and three WNIT berths.

Her third season with the Bearcats (2020-21) was a season unlike any other due to COVID-19. Even with an 8-16 finish, Clark-Heard continued to showcase the talent on the court. Ilmar'i Thomas was tabbed as the AAC Player of the year, receiving all 50 voting points from the league's coaches to be the only conference player to earn unanimous First Team All-AAC honors for the second consecutive season. Thomas earned national player of the week honors from the United States Basketball Writers Association (USBWA) after she set the UC women's basketball record and the AAC record for most points in a game when she poured in 51 points to go with 12 rebounds at East Carolina on Feb. 24. The effort still stands as the most points in a Division I men's or women's basketball game this season. She joined Oscar Robertson as the only two player in UC history to score 50 or points in a game.

Jillian Hayes was tabbed as the AAC Freshman of the year and is the fourth UC player to be named to the AAC All-Freshmen Team, joining Ilmar'i Thomas (2018), Bianca Quisenberry (2014) and Anna Owens (2015).

Her second season with the Bearcats (2019-20) produced many big moments for the program. On a team level, UC posted a 22-10 record overall and went 11-5 in the American to finish tied for second, UC's best league finish in its seven-year membership in the AAC. Seeded third in the tournament, the Bearcats reached the final for the first time in the AAC as well as their first final appearance since the 2003 Conference USA Championship game. Additionally, the Bearcats finished the year 14-3 at home with a 12-game winning streak at Fifth Third Arena as well.

Individually, Clark-Heard's players enjoyed a great deal of success as well as a trio of players -- Ilmar'i Thomas, Antoinette Miller and Angel Rizer -- all joined the program's 1,000-point club during the season, the 27th, 28th and 29th members, respectively. When it came time for awards and honors, that trio also made a big splash as each was honored by the AAC as Thomas was a unanimous selection to the first team, Miller was a second-team honoree and Rizer was twice honored as she was named the AAC Most Improved Player of the Year while earning third-team all-conference accolades as well. The honors didn't end there, however, as Thomas and Miller both were voted Women's Basketball Coaches Association (WBCA) All-America Honorable Mention selections. The awards stand as just the second and third All-America honors earned in program history, joining Debbie Merrill, a 2003 WBCA All-America Honorable Mention.



## PERSONAL INFORMATION

**BORN:** July 27, 1968  
**HOMETOWN:** Louisville, Ky.  
**HUSBAND:** Luther  
**EDUCATION:** Western Kentucky ('90)  
**RECORD AT UC:** 72-65 (.526)  
**AAC RECORD:** 33-37 (.471)  
**OVERALL RECORD:** 250-145 (.633)

## PLAYING CAREER

YEAR	TEAM
1987-90	Western Kentucky
1995	Kentucky Marauders (WBA)

## COACHING CAREER (ENTERING 13TH AS HEAD COACH)

YEAR	SCHOOL	POSITION
1998-02	Nebraska	Assistant Coach
2002-05	Cincinnati	Assistant Coach
2005-07	Kentucky State	Head Coach
2007-12	Louisville	Assistant Coach
2012-18	Western Kentucky	Head Coach
2018-Pres.	Cincinnati	Head Coach

## MILESTONE HEAD COACHING WINS

**1ST WIN** - Nov. 15, 2005 vs. Midway, 77-64  
**50TH WIN** - Nov. 23, 2013 at Northern Kentucky, 74-64  
**100TH WIN** - March 14, 2015 vs. Southern Miss, 60-57  
**200TH WIN** - March 21, 2019 vs. Youngstown State, 76-62  
**250TH WIN** - December 18, 2022 vs. Southern Indiana, 99-57  
**1ST WIN AT UC** - Nov. 6th, 2018 vs. Austin Peay, 69-48  
**1ST HOME WIN AT UC** - Nov. 6th, 2018 vs. Austin Peay, 69-48  
**1ST AAC WIN** - Jan. 6th, 2019 vs. SMU, 69-57  
**1ST HOME AAC WIN** - Jan. 6th, 2019 vs. SMU, 69-57  
**1ST AWAY AAC WIN** - Jan. 19th, 2019 at Tulsa, 70-50  
**1ST AWAY WIN AT UC** - Nov. 18, 2018 at Saint Louis, 51-50  
**50TH WIN AT UC** - Feb. 24th, 2021 at East Carolina, 76-61  
**FIRST TOP-25 WIN** - Nov. 21, 2015 vs. Louisville, 71-69

## A WIN TONIGHT WOULD...

Be Clark-Heard's **73RD WIN** at Cincinnati  
 Be Clark-Heard's **251ST CAREER WIN**  
 Be Clark-Heard's **45TH HOME WIN** at Cincinnati  
 Be Clark-Heard's **132ND CAREER HOME WIN**  
 Be Clark-Heard's **34TH AMERICAN CONFERENCE WIN**  
 Be Clark-Heard's **136TH CAREER CONFERENCE WIN**

## 2022-23 CINCINNATI WOMEN'S BASKETBALL

In her first season at the helm at UC in 2018-19, Clark-Heard led the Bearcats to 24 wins -- the most victories in a head coach's first season in program history, and the most triumphs in 17 years (27 in 2001-02). The Red and Black's historic accomplishments also included the first time with consecutive postseason wins in program history (WNIT quarterfinals), its first 20-win season since 2003, first time with 12 conference wins since 1999, [at the time] highest-ever finish in the American (third place), and first time with three or more regular-season conference honorees since 2003 (Thomas - First Team All-AAC, Miller - Second Team All-AAC, Florence Sifa - Newcomer of the Year).

In six seasons at WKU, Clark-Heard reached four NCAA Tournaments, won four conference tournament championships and two regular season conference titles while posting 154 wins, becoming the second-fastest Lady Topper coach to reach 100 victories with the program. Clark-Heard took over a program with a 9-21 record in 2011-12 and she led the Hilltoppers to a 22-11 mark in her first season (2012-13), a 13-win improvement, which was the largest in Sun Belt Conference history.

Prior to taking the reigns at WKU, Clark-Heard spent five years as an assistant coach to Jeff Walz at Louisville (2007-12). During her time with the program, the Cardinals made three Sweet 16 appearances and their first Final Four appearance, finishing as the National Runner-Up in 2009.

Prior to her time at Louisville, Clark-Heard spent two seasons as the head coach at Kentucky State, taking the reigns of the program in June 2005. She took over a program that had won just one game during the 2004-05 season. In her first season, she led the Thorobrettes to a 5-23 record, four of the wins were against Southern Intercollegiate Athletic Conference opponents. Her team was picked to finish 11th in the SIAC but ended the season in ninth place. In her second season at KSU, she guided the Thorobrettes to an impressive 19-9 record, finishing tied for fourth place in the SIAC. Clark-Heard earned SIAC Coach of the Year honors after the impressive turnaround. Her 2006-07 Thorobrettes were the second most improved team in NCAA Division II women's basketball.

A four-year letter-winner on the Hill (1987-90), Clark-Heard was part of four NCAA Tournament teams during her Lady Topper career. She also helped guide the Lady Toppers to a pair of Sun Belt Conference Tournament championships (1988 and 1989) and two conference regular-season titles (1989 and 1990). She played in 118 games during her four years on the Hill, scoring 790 points and pulling down 615 rebounds. WKU amassed 89 victories during her four years in uniform, winning 70 percent of the games over that span and putting together three 20-win seasons.

### TOP TEAM EFFORTS UNDER CLARK-HEARD

**MOST POINTS SCORED:** 99 vs. Southern Indiana, 12/18/22  
**MOST FIELD GOALS MADE:** 41 vs. Miami (OH), 12/8/19  
**MOST FIELD GOALS ATTEMPTED:** 76 vs. Ohio State, 11/13/19  
**HIGHEST FIELD-GOAL PERCENTAGE:** 56.9 vs Miami (OH), 12/8/19  
**MOST THREE-POINT FIELD GOALS MADE:** 12 at Ohio, 12/13/22  
**MOST THREE-POINT FIELD GOALS ATTEMPTED:** 27 at Tulane, 2/7/21  
**HIGHEST THREE-POINT FIELD-GOAL PERCENTAGE:** .692 [9-13] at Louisville, 11/7/22  
**MOST FREE THROWS MADE:** 30 vs. Southern Indiana, 12/18/22  
**MOST FREE THROWS ATTEMPTED:** 39 vs. Southern Indiana, 12/18/22  
**HIGHEST FREE THROW PERCENTAGE:** 1.000 [9-9] at East Carolina, 1/18/23; [6-6] at SMU, 1/10/23; [4-4] at UCF, 2/15/20; [11-11] vs. Youngstown St. 3/21/19  
**MOST OFFENSIVE REBOUNDS:** 22 vs. Ohio State, 11/13/19  
**MOST DEFENSIVE REBOUNDS:** 37 vs. N.C. A&T, 12/19/21  
**MOST TOTAL REBOUNDS:** 54 at East Carolina, 2/24/21  
**MOST ASSISTS:** 31 vs. Miami (OH), 12/8/19  
**MOST STEALS:** 18 at Marquette, 12/22/21  
**MOST BLOCKED SHOTS:** 14 at Wichita State, 12/30/22  
**FEWEST TURNOVERS:** 5 vs. Saint Louis, 11/10/19  
**MOST TURNOVERS FORCED:** 31 vs. USF, 2/2/20  
**FEWEST POINTS ALLOWED:** 40 vs. Coppin State, 12/30/19  
**LOWEST FIELD GOAL PERCENTAGE ALLOWED:** .182 vs. USF 3/2/19  
**LOWEST THREE-POINT FIELD GOAL PERCENTAGE ALLOWED:** .056 vs. Memphis 3/7/20  
**LARGEST MARGIN OF VICTORY:** 46 vs. Coppin State 12/30/19

### CLARK-HEARD OVERALL HEAD COACHING RESUME

YEAR	SCHOOL	OVERALL	HOME	AWAY	NEUT.	CONF.	CONF. REG SEASON FINISH/TOURNAMENT	POSTSEASON
2005-06	Kentucky State (SIAC)	5-23	5-8	0-13	0-2	4-15	SIAC First Round	
2006-07	Kentucky State (SIAC)	19-9	8-4	10-4	1-1	13-6	SIAC First Round	
	<b>TWO SEASONS AT KSU</b>	<b>24-32</b>	<b>13-12</b>	<b>10-17</b>	<b>1-3</b>	<b>17-21</b>		
2012-13	Western Kentucky (Sun Belt)	22-11	10-5	10-6	2-0	13-7	3rd / Sun Belt Semifinals	WNIT Second Round
2013-14	Western Kentucky (Sun Belt)	24-9	11-3	8-5	5-1	13-5	2nd / Sun Belt Champions	NCAA First Round
2014-15	Western Kentucky (C-USA)	30-5	14-1	12-3	4-1	16-2	1st / Conference USA Champions	NCAA First Round
2015-16	Western Kentucky (C-USA)	27-7	14-1	12-5	1-1	15-3	T-2nd / Conference USA Quarterfinals	WNIT Quarterfinals
2016-17	Western Kentucky (C-USA)	27-7	14-1	9-3	4-3	16-2	1st / Conference USA Champions	NCAA First Round
2017-18	Western Kentucky (C-USA)	24-9	11-1	6-7	7-1	12-4	2nd / Conference USA Champions	NCAA First Round
	<b>SIX SEASONS AT WKU</b>	<b>154-48</b>	<b>74-12</b>	<b>57-29</b>	<b>23-7</b>	<b>85-23</b>		
2018-19	Cincinnati (AAC)	24-11	17-2	6-8	1-1	12-4	3rd / American Semifinals	WNIT Quarterfinals
2019-20	Cincinnati (AAC)	22-10	14-3	6-4	2-3	11-5	T-2nd / American Runner-Ups	
2020-21	Cincinnati (AAC)	8-16	1-10	6-5	1-1	6-12	7th / American Semifinals	
2021-22	Cincinnati (AAC)	11-17	9-7	2-9	0-1	4-11	11th / American First Round	
2022-23	Cincinnati (AAC)	7-11	3-4	3-6	1-1	0-5		
	<b>FIFTH SEASON AT UC</b>	<b>72-65</b>	<b>44-26</b>	<b>23-32</b>	<b>5-7</b>	<b>33-37</b>		
	<b>13TH SEASON OVERALL</b>	<b>250-145</b>	<b>131-50</b>	<b>90-78</b>	<b>29-17</b>	<b>135-81</b>		

MISCELLANEOUS TEAM STATISTICS

CINCINNATI'S RECORD WHEN...			
Lead at halftime.....	7-3		
Trail at halftime.....	0-8		
Tied at halftime.....	0-0		
Lead with 5:00 remaining.....	7-1		
Trail with 5:00 remaining.....	0-9		
Tied with 5:00 remaining.....	0-1		
In overtime.....	0-1		
Shoot better from the field than opponent.....	5-2		
Shoot worse from the field than opponent.....	2-9		
Shoot the same from the field as opponent.....	0-0		
Shoot 50 percent or better from the field.....	3-0		
Shoot below 50 percent from the field.....	4-11		
Opponent shoots 50 percent or better from the field.....	1-2		
Opponent shoots below 50 percent from the field.....	6-9		
Make more than 5 three-point field goals.....	5-2		
Make 5 or fewer three-point field goals.....	2-9		
Attempt 20 or more three-point field goals.....	2-1		
Attempt less than 20 three-point field goals.....	5-10		
Make more free throws than opponent.....	6-2		
Opponent makes more free throws.....	0-9		
Free throws made are even.....	1-0		
Outrebound their opponent.....	5-5		
Outrebounded by their opponent.....	0-6		
Rebounds are even.....	2-0		
Bench outscores the opposing bench.....	6-5		
Opponent bench outscores bench.....	0-5		
Bench points are even.....	1-1		
Commit fewer turnovers than opponent.....	5-2		
Commit more turnovers than opponent.....	2-8		
Turnovers are even.....	0-1		
1-4 point margins.....	0-3		
5-10 point margins.....	2-2		
11-20 point margins.....	3-6		
21 or more point margins.....	2-0		
vs. AP Top 25 teams.....	0-1		
Play at home.....	3-4		
Play on the road.....	3-6		
Play on a neutral court.....	1-1		
Score 59 points or less.....	0-7		
Score 60-69 points.....	2-2		
Score 70-79 points.....	4-2		
Score 80-89 points.....	0-0		
Score 90 points or more.....	1-0		
Allow 59 points or less.....	5-3		
Allow 60-69 points.....	1-3		
Allow 70-79 points.....	1-4		
Allow 80-89 points.....	0-1		
Allow 90 points or more.....	0-0		
Play after a loss.....	4-6		
Score the first point.....	5-7		
Opponent scores the first point.....	2-4		
November.....	4-3		
December.....	3-4		
January.....	0-4		
February.....	0-0		
March.....	0-0		
POINTS OFF TURNOVERS			
Cincinnati.....	288 [16.0]	Opp.....	319 [17.7]
POINTS IN THE PAINT			
Cincinnati.....	510 [28.3]	Opp.....	574 [31.9]
SECOND CHANCE POINTS			
Cincinnati.....	207 [11.5]	Opp.....	198 [11.0]
FAST BREAK POINTS			
Cincinnati.....	134 [7.4]	Opp.....	144 [8.0]
BENCH POINTS			
Cincinnati.....	409 [22.7]	Opp.....	264 [14.7]
ATTENDANCE	GAME	TOTAL	AVERAGE
Home.....	7	7,690	1,099
Away.....	9	16,861	1,873
Neutral.....	2	425	213

DOUBLE-FIGURE SCORING GAMES	
Jillian Hayes.....	16
Mya Jackson.....	12
Clarissa Craig.....	7
Caitlyn Wilson.....	4
Braylyn Milton.....	3
A'riel Jackson.....	2
Malea Williams.....	2
Jadyn Scott.....	2
Dais'Ja Trotter.....	1
GAMES LEADING IN SCORING	
Jillian Hayes.....	9
Mya Jackson.....	5
A'riel Jackson.....	1
Braylyn Milton.....	1
Dais'Ja Trotter.....	1
Malea Williams.....	1
Caitlyn Wilson.....	1
GAMES LEADING IN REBOUNDING	
Jillian Hayes.....	14
Malea Williams.....	3
Clarissa Craig.....	1
Mya Jackson.....	1
A'riel Jackson.....	1
Braylyn Milton.....	1
GAMES LEADING IN ASSISTS	
Mya Jackson.....	9
Braylyn Milton.....	6
Jillian Hayes.....	4
Sofia Gritzali.....	1
Jada Scott.....	1
Malea Williams.....	1
GAMES LEADING IN BLOCKS	
Jillian Hayes.....	10
Malea Williams.....	8
Clarissa Craig.....	2
A'riel Jackson.....	1
Taziah Jenks.....	1
Braylyn Milton.....	1
Jadyn Scott.....	1
GAMES LEADING IN STEALS	
Mya Jackson.....	6
Jillian Hayes.....	6
Braylyn Milton.....	5
A'riel Jackson.....	3
Jada Scott.....	2
Malea Williams.....	2
Clarissa Craig.....	2
Jadyn Scott.....	2
Lojain Elfatairy.....	1
Sofia Gritzali.....	1
Taziah Jenks.....	1
GAMES LEADING IN MINUTES	
Mya Jackson.....	12
Jillian Hayes.....	6
SCORED FIRST POINTS	
<b>Who</b>	
Jillian Hayes.....	6
Mya Jackson.....	3
Clarissa Craig.....	2
Braylyn Milton.....	2
Jada Scott.....	2
A'riel Jackson.....	1
Taziah Jenks.....	1
Jadyn Scott.....	1
<b>How</b>	
Layup.....	11
Jump Shot.....	3
Three.....	3
Free Throw.....	1
DOUBLE-DOUBLES	
Jillian Hayes.....	5
Clarissa Craig.....	1



INDIVIDUAL LEADERS GAME-BY-GAME

OPPONENT	RESULT	POINTS	REBOUNDS	ASSISTS	ATTENDANCE
at Louisville [11/7]	L, 68-87 [-19]	28 - Braylyn Milton	4 - A'riel Jackson	4 - Mya Jackson	8,049
vs. Tennessee Tech [11/10]	W, 68-57 [+11]	19 - Jillian Hayes	9 - Jillian Hayes	5 - Mya Jackson	612
vs. Radford [11/13]	W, 62-53 [+9]	15 - Caitlyn Wilson	10 - Jillian Hayes	6 - Braylyn Milton	612
vs. Toledo [11/16]	L, 71-74 (OT) [-3]	24 - Mya Jackson	8 - Jillian Hayes, Braylyn Milton	2 - Mya Jackson, Jada Scott	3,786
at Lindenwood [11/21]	W, 71-60 [+11]	18 - Jillian Hayes	10 - Jillian Hayes	4 - Mya Jackson	494
vs. UT Arlington [11/25]	W, 72-58 [+14]	16 - Jillian Hayes	14 - Jillian Hayes	5 - Mya Jackson	250
vs. Charlotte [11/26]	L, 58-59 [-1]	12 - Jillian Hayes	8 - Malea Williams	5 - Jillian Hayes	175
at North Carolina A&T [12/1]	W, 78-73 [+5]	16 - Jillian Hayes, Mya Jackson	9 - Jillian Hayes	6 - Mya Jackson	912
vs. UIC [12/4]	L, 58-66 [-8]	20 - Jillian Hayes	10 - Clarissa Craig	5 - Jillian Hayes	536
at Xavier [12/9]	L, 35-48 [-13]	18 - Jillian Hayes	11 - Jillian Hayes	3 - Mya Jackson	3,162
at Ohio [12/13]	W, 77-44 [+33]	13 - Dais'Ja Trotter	10 - Malea Williams	4 - Malea Williams	350
vs. Southern Indiana [12/18]	W, 99-57 [+42]	19 - Mya Jackson	8 - Jillian Hayes	4 - Jillian Hayes, Braylyn Milton	527
at Northern Kentucky [12/21]	L, 52-72 [-20]	17 - Mya Jackson	8 - Jillian Hayes	2 - Jillian Hayes	1,385
at Wichita State [12/30]	L, 49-61 [-12]	11 - Malea Williams	7 - Jillian Hayes, Mya Jackson	5 - Braylyn Milton	1,430
vs. Temple [1/7]	L, 73-77 [-4]	19 - A'riel Jackson	8 - Jillian Hayes, Malea Williams	3 - Mya Jackson, Braylyn Milton	784
at SMU [1/10]	L, 44-55 [-11]	10 - Jillian Hayes	10 - Jillian Hayes	3 - Sofia Gritzali, Braylyn Milton	399
vs. Memphis [1/14]	L, 58-78 [-20]	18 - Mya Jackson	8 - Jillian Hayes	3 - Mya Jackson	833
at East Carolina [1/18]	L, 53-61 [-8]	15 - Jillian Hayes	8 - Jillian Hayes	8 - Braylyn Milton	680

SPECIALITY SCORING STATISTICS

OPPONENT	TURNOVERS			PAINT			SECOND CHANCE			FAST BREAK			BENCH		
	UC	OPP	MAR.	UC	OPP	MAR.	UC	OPP	MAR.	UC	OPP	MAR.	UC	OPP	MAR.
at Louisville [11/7]	16	28	-12	18	48	-30	4	16	-12	0	8	-8	23	28	-5
vs. Tennessee Tech [11/10]	20	11	+9	32	18	+12	15	14	+1	10	6	-4	21	16	+5
vs. Radford [11/13]	24	11	+13	22	30	-8	11	11	0	10	5	+5	24	24	0
vs. Toledo [11/16]	10	18	-8	36	36	0	13	11	+2	3	4	-1	7	15	-8
at Lindenwood [11/21]	30	10	+20	40	28	+12	17	12	+5	15	6	+9	21	8	+13
vs. UT Arlington [11/25]	19	18	+1	44	36	+8	14	5	+9	13	11	+2	28	5	+23
vs. Charlotte [11/26]	8	13	-5	26	24	+2	14	14	0	7	7	0	21	6	+15
at North Carolina A&T [12/1]	26	19	+7	24	36	-12	10	10	0	9	7	+2	29	23	+6
vs. UIC [12/4]	13	12	+1	30	36	-6	15	14	+1	5	4	+1	9	24	-15
at Xavier [12/9]	10	16	-6	14	28	-14	5	9	-4	10	7	+3	13	19	-6
at Ohio [12/13]	23	13	+10	20	24	-4	11	8	+3	7	2	+5	41	6	+35
vs. Southern Indiana [12/18]	34	8	+26	40	24	+16	19	6	+13	14	2	+12	47	28	+19
at Northern Kentucky [12/21]	12	28	-16	26	34	-8	8	10	-2	8	11	-3	9	9	0
at Wichita State [12/30]	6	15	-9	18	34	-16	10	8	+2	3	9	-6	32	6	+26
vs. Temple [1/7]	13	14	-1	34	38	-4	10	11	-1	2	23	-21	28	24	+4
at SMU [1/10]	7	22	-15	28	32	-4	12	9	+3	12	8	+4	15	6	+9
vs. Memphis [1/14]	10	33	-23	36	34	+2	10	14	-4	4	8	-4	8	10	-2
at East Carolina [1/18]	7	30	-23	22	34	-12	9	16	-7	2	16	-14	33	7	+26

LEAD/DEFICIT BREAKDOWN GAME-BY-GAME

OPPONENT	FIRST HALF			SECOND HALF/OT			FINAL			LARGEST		TIMES TIED	LEAD CHANGES	TIME LED
	UC	OPP	MAR.	UC	OPP	MAR.	UC	OPP	MAR.	LEAD	DEFICIT			
at Louisville [11/7]	28	48	-20	40	39	+1	68	87	-19	0	-23	0	0	0:00
vs. Tennessee Tech [11/10]	35	22	+13	33	35	-2	68	57	+11	17	-4	3	6	33:27
vs. Radford [11/13]	25	22	+3	37	31	+6	62	53	+9	14	0	1	0	38:06
vs. Toledo [11/16]	23	29	-6	35	29	+6	71	74	-3	7	-8	8	7	14:45
at Lindenwood [11/21]	37	30	+7	34	30	+4	71	60	+11	14	-6	2	6	34:20
vs. UT Arlington [11/25]	35	25	+10	37	33	+4	58	72	+14	14	-7	2	3	30:01
vs. Charlotte [11/26]	31	30	+1	27	29	-2	58	59	-1	4	-9	4	4	3:02
at North Carolina A&T [12/1]	40	35	+5	38	38	0	78	73	+5	10	-6	6	8	25:13
vs. UIC [12/4]	30	23	+7	28	43	-15	58	66	-8	9	-8	3	12	19:49
at Xavier [12/9]	17	26	-9	18	22	-4	35	48	-13	4	-20	2	3	5:03
at Ohio [12/13]	36	20	+16	41	24	+17	77	44	+33	35	-6	0	1	33:15
vs. Southern Indiana [12/18]	43	25	+18	56	32	+24	99	57	+42	42	0	0	0	39:43
at Northern Kentucky [12/21]	14	35	-21	38	37	+1	52	72	-20	0	-29	0	0	0:00
at Wichita State [12/30]	22	26	-4	27	35	-8	49	61	-12	2	-16	4	10	2:57
vs. Temple [1/7]	26	33	-7	47	44	+3	73	77	-4	7	-13	1	3	12:22
at SMU [1/10]	14	29	-15	30	26	+4	44	55	-11	5	-17	1	3	3:23
vs. Memphis [1/14]	28	30	-2	30	48	-18	58	78	-20	2	-24	1	1	0:22
at East Carolina [1/18]	28	24	+4	25	37	-12	53	61	-8	8	-9	8	8	16:22

STARTING LINEUP BREAKDOWN

OPPONENT					
at Louisville [11/7]	Mya Jackson				
vs. Tennessee Tech [11/10]	Mya Jackson				
vs. Radford [11/13]	Mya Jackson				
vs. Toledo [11/16]	Mya Jackson				
at Lindenwood [11/21]	Mya Jackson				
vs. UT Arlington [11/25]	Mya Jackson				
vs. Charlotte [11/26]	Mya Jackson				
at North Carolina A&T [12/1]	Mya Jackson				
vs. UIC [12/4]	Mya Jackson				
at Xavier [12/9]	Mya Jackson				
at Ohio [12/13]	Mya Jackson				
vs. Southern Indiana [12/18]	Mya Jackson				
at Northern Kentucky [12/21]	Mya Jackson				
at Wichita State [12/30]	Mya Jackson				
vs. Temple [1/7]	Mya Jackson				
at SMU [1/10]	Mya Jackson				
vs. Memphis [1/14]	Mya Jackson				
at East Carolina [1/18]	Mya Jackson				

LINEUP					LINEUP RECORD
Mya Jackson	Braylyn Milton	Jillian Hayes	Jada Scott	Clarissa Craig	2-1
Mya Jackson	Braylyn Milton	A'riel Jackson	Jillian Hayes	Jadyn Scott	1-0
Mya Jackson	Braylyn Milton	Caitlyn Wilson	Jillian Hayes	Jadyn Scott	1-0
Mya Jackson	Caitlyn Wilson	Jillian Hayes	Jada Scott	Jadyn Scott	1-0
Mya Jackson	Braylyn Milton	Jillian Hayes	Jada Scott	Jadyn Scott	1-1
Mya Jackson	Braylyn Milton	Jillian Hayes	Taziah Jenks	Clarissa Craig	1-2
Mya Jackson	Braylyn Milton	Jillian Hayes	Taziah Jenks	Jadyn Scott	0-1
Mya Jackson	Braylyn Milton	Caitlyn Wilson	Jillian Hayes	Jada Scott	0-1
Mya Jackson	Braylyn Milton	A'riel Jackson	Jillian Hayes	Clarissa Craig	0-1
Mya Jackson	Sofia Gritzali	A'riel Jackson	Jillian Hayes	Clarissa Craig	0-2
Mya Jackson	A'riel Jackson	Jillian Hayes	Jadyn Scott	Malea Williams	0-2

TEAM SUPERLATIVES

CINCINNATI HIGH	CINCINNATI LOW		OPPONENT HIGH	OPPONENT LOW
99 vs. Southern Indiana [12/18]	35 at Xavier [12/9]	Points	87 at Louisville [11/7]	44 at Ohio [12/13]
43 vs. Southern Indiana [12/18]	14 at SMU [1/10]	First-Half Points	48 at Louisville [11/7]	20 at Ohio [12/13]
56 vs. Southern Indiana [12/18]	18 at Xavier [12/9]	Second-Half Points	48 vs. Memphis [1/14]	22 at Xavier [12/9]
13 vs. Toledo [11/16]		Overtime Points	16 vs. Toledo [11/16]	
30 vs. Southern Indiana [12/18]	10 at Xavier [12/9]	Field Goals	31 vs. Temple [1/7], at Louisville [11/7]	16 at Ohio [12/13]
66 vs. Tennessee Tech [11/10]	50 at Ohio [12/13]	Field Goal Attempts	70 vs. Tennessee Tech [11/10]	46 at Lindenwood [11/21]
51.9 at North Carolina A&T [12/1]	17.9 at Xavier [12/9]	Field Goal Percentage	53.1 vs. Memphis [1/14]	28.6 vs. Tennessee Tech [11/10]
57.7 at North Carolina A&T [12/1]	19.4 at Xavier [12/9]	First-Half Field Goal Percentage	51.7 at Louisville [11/7]	23.5 vs. Tennessee Tech [11/10]
51.9 at Louisville [11/7]	16.0 at Xavier [12/9]	Second-Half Field Goal Percentage	65.4 vs. Memphis [1/14]	26.7 at Xavier [12/9]
12 at Ohio [12/13]	1 at Xavier [12/9], vs. UT Arlington [11/25]	Three-Point Field Goals	10 at Northern Kentucky [12/21], vs. Tennessee Tech [11/10]	1 vs. UT Arlington [11/25]
22 at Wichita State [12/30]	8 vs. Memphis [1/14]	Three-Point Field Goal Attempts	26 vs. Tennessee Tech [11/10]	4 at Wichita State [12/30]
69.2 at Louisville [11/7]	9.1 at Xavier [12/9]	Three-Point Field Goal Percentage	53.8 vs. Temple [1/7]	10.0 vs. UT Arlington [11/25]
30 vs. Southern Indiana [12/18]	6 at SMU [1/10], at Wichita State [12/30]	Free Throws Made	24 vs. Toledo [11/16]	5 at Lindenwood [11/21]
39 vs. Southern Indiana [12/18]	6 at SMU [1/10]	Free Throw Attempts	33 vs. Toledo [11/16]	9 vs. Tennessee Tech [11/10]
100.0 at East Carolina [1/18], at SMU [1/10]	55.6 vs. Tennessee Tech [11/10]	Free Throw Percentage	80.0 vs. Temple [1/7]	31.3 at Lindenwood [11/21]
19 vs. Tennessee Tech [11/10]	8 at Louisville [11/7]	Offensive Rebounds	22 vs. Tennessee Tech [11/10]	10 vs. Memphis [1/14] vs. UIC [12/4], at North Carolina A&T [12/1], vs. Toledo [11/16], at Lindenwood [11/21]
31 at Xavier [12/9], vs. UT Arlington [11/25]	16 vs. UIC [12/4]	Defensive Rebounds	35 at Xavier [12/9]	11 at East Carolina [1/18], at Ohio [12/13]
48 vs. Tennessee Tech [11/10]	26 vs. Memphis [1/14]	Total Rebounds	48 vs. Tennessee Tech [11/10]	22 at Ohio [12/13]
24 vs. Toledo [11/16],	13 at Ohio [12/13]	Fouls	22 vs. Temple [1/7]	10 at SMU [1/10], at Wichita State [12/30]
17 vs. Southern Indiana [12/18]	7 at Xavier [12/9], vs. Toledo [11/16]	Assists	20 vs. Temple [1/7]	9 vs. Radford [11/13]
33 at East Carolina [1/18]	12 vs. Charlotte [11/26], vs. Tennessee Tech [11/10]	Turnovers	27 vs. Southern Indiana [12/18]	10 vs. Toledo [11/16]
17 vs. Southern Indiana [12/18]	3 vs. Temple [1/7]	Steals	14 at Louisville [11/7]	3 vs. Tennessee Tech [11/10]
14 at Wichita State [12/30]	2 at East Carolina [1/18], at Northern Kentucky [12/21] at Lindenwood [11/21], at Louisville [11/7]	Blocks	10 vs. Temple [1/7]	1 vs. UT Arlington [11/25]

INDIVIDUAL SUPERLATIVES

	CINCINNATI	OPPONENT
Points	28 by Braylyn Milton at Louisville [11/7]	28 by Jasha Clinton vs. Temple [1/7], Hailey Van Lith at Louisville [11/7]
Field Goals Made	10 by Mya Jackson vs. Toledo [11/16]	12 by Hailey Van Lith at Louisville [11/7]
Field Goals Attempted	19 by Mya Jackson vs. Toledo [11/16]	21 by Jasha Clinton vs. Temple [1/7]
Field Goal Percentage (Min. 5 made)	100.0 by Clarissa Craig vs. Southern Indiana [12/18]	83.3 by Jessica Cook vs. Toledo [11/16], Liz Dixon at Louisville [11/7]
Three-Point Field Goals Made	5 by Caitlyn Wilson vs. Radford [11/13], Braylyn Milton at Louisville [11/7]	4 by Morgan Moseley at East Carolina [1/18], Aleah Nelson vs. Temple [1/7], Mary McGrath at Lindenwood [11/21], Maaliya Owens vs. Tennessee Tech [11/10]
Three-Point Field Goals Attempted	9 by Caitlyn Wilson at East Carolina [1/18]	8 by Maleia Bracone at North Carolina A&T [12/1], Maaliya Owens vs. Tennessee Tech [11/10]
Three-Point Field Goals Percentage (Min. 3 made)	100.0 [5-5] by Braylyn Milton at Louisville [11/7]	66.7 [4-6] by Aleah Nelson vs. Temple [1/7]
Free Throws Made	8 by A'riel Jackson vs. Temple [1/7], Jillian Hayes at Xavier [12/9]	11 by Jamirah Shutes vs. Memphis [1/14]
Free Throws Attempted	10 by Jillian Hayes at Ohio [12/13], at Xavier [12/9]	14 by Jamirah Shutes vs. Memphis [1/14]
Free Throw Percentage (Min. 5 made)	100.0 [5-5] by Clarissa Craig vs. Southern Indiana [12/18], [5-5] Mya Jackson at Lindenwood [11/21]	83.3 [5-6] by Tamia Jones at SMU [1/10], [5-6] Courtney Prenger at Xavier [12/9]
Offensive Rebounds	6 by Jillian Hayes at Lindenwood [11/21]	6 by Amiya Joyner at East Carolina [1/18], Jane Asinde at Wichita State [12/30]
Defensive Rebounds	11 by Jillian Hayes vs. UT Arlington [11/25]	11 by Jessica Peterson at SMU [1/10]
Total Rebounds	14 by Jillian Hayes vs. UT Arlington [11/25]	15 by Jane Asinde at Wichita State [12/30]
Turnovers	8 by Mya Jackson at Louisville [11/7]	6 by Amiya Joyner at East Carolina [1/18], Vanessa Shafford vs. Southern Indiana [12/18], Ashlyn Traylor vs. Radford [11/13]
Assists	8 by Braylyn Milton at East Carolina [1/18]	7 by Kristian Young vs. UIC [12/4]
Blocks	7 by Malea Williams at Wichita State [12/30]	4 by Brittany Garner vs. Temple [1/7]
Steals	5 by Jillian Hayes at Xavier [12/9]	6 by Danae McNeal at East Carolina [1/18]
Minutes Played (Regulation)	38:39 by Mya Jackson vs. Tennessee Tech [11/10]	40:00 by Danae McNeal at East Carolina [1/18], Jada McMillian vs. Charlotte [11/26]
Minutes Played (Including OT)	45:00 by Mya Jackson vs. Toledo [11/16]	42:52 by Sophia Wiard vs. Toledo [11/16]

## 2022-23 CINCINNATI WOMEN'S BASKETBALL

GAME  
1

## CINCINNATI 68, LOUISVILLE 87

Nov. 7, 2022 | Louisville, Ky. | KFC Yum! Center

Official Basketball Box Score - Final  
Cincinnati at Louisville  
11/07/22 KFC Yum! Center, Louisville  
2022-23 Women's Basketball

Cincinnati - 68

Record: 1-1

NO. Name	Min	FG M-A	3P M-A	FT M-A	Rebounds OR DR TOT	Fouls PF FD	TP	AS	TO	ST	Blocks BS BA	+/
10 Jadyin Scott	F 22:28	1-4	0-0	0-0	1 2 3	1 0	2	0	0	0	0 0	-12
11 Taziah Jenks	F 12:55	0-2	0-0	0-0	0 0 0	0 0	0	0	1	0	0 0	-14
4 Braylin Milton	G 33:21	9-12	5-5	5-6	0 3 3	3 7	28	0	3	1	0 1	-17
20 Jillian Hayes	G 17:48	0-9	0-0	3-6	1 2 3	5 4	3	0	1	1	0 2	-2
23 Mya Jackson	G 35:07	5-10	2-2	0-0	1 2 3	0 1	12	4	8	0	0 1	-22
3 Jada Scott	15:44	0-1	0-0	0-0	0 2 2	2 0	0	0	0	0	0 0	-13
42 Clarissa Craig	18:33	0-0	0-0	0-0	1 1 2	5 1	0	0	1	0	0 0	-6
22 Malea Williams	12:30	1-1	0-0	1-2	1 1 2	1 1	3	0	1	1	1 0	-6
0 Dais'Ja Trotter	12:22	1-4	1-3	0-0	2 2 2	0 1	3	0	1	0	0 1	-8
1 Caitlyn Wilson	11:56	1-3	1-3	2-3	0 0 0	2 1	5	1	1	0	0 0	0
34 A'riel Jackson	17:16	5-7	0-0	2-3	1 3 4	3 2	12	3	7	2	1 0	5
Team					2 1 3		0	0				
Totals		23-53	9-13	13-20	8 19 27	24 17	68	8	24	5	2 5	-19

Technical Fouls:NONE

Louisville - 87

Record: 1-0

NO. Name	Min	FG M-A	3P M-A	FT M-A	Rebounds OR DR TOT	Fouls PF FD	TP	AS	TO	ST	Blocks BS BA	+/
22 Liz Dixon	F 19:02	5-6	0-0	2-2	3 3 6	2 2	12	0	3	0	2 0	8
44 Olivia Cochran	F 23:47	1-4	0-1	2-2	3 5 8	3 2	4	1	3	1	0 0	16
3 Christyn Carr	G 22:50	0-3	0-3	1-2	0 3 3	0 1	1	2	3	1	0 0	7
10 Hailey Van Lith	G 30:26	12-20	2-7	2-3	0 2 2	2 2	28	2	2	0	0 0	20
24 Morgan Jones	G 21:00	2-5	1-3	9-13	1 3 4	1 7	14	2	4	3	3 0	7
5 Mykasa Robinson	26:18	2-5	0-1	1-1	2 4 6	1 4	5	3	1	5	0 0	22
12 Payton Verhulst	17:57	4-10	1-4	0-1	1 0 1	1 9	0	1	2	0	1 1	11
40 Josie Williams	11:48	3-3	0-0	0-0	1 3 4	2 2	6	0	0	0	0 0	6
11 Norika Konno	09:11	0-1	0-1	0-0	0 0 0	5 0	0	1	1	0	0 0	-1
13 Merissah Russell	09:20	1-1	1-1	0-0	0 1 1	0 0	3	1	0	2	0 0	0
2 Nyla Harris	08:21	1-2	0-0	3-4	1 1 2	0 3	5	0	0	0	0 1	-1
Team					2 0 2		0	0				
Totals		31-60	5-21	20-28	14 25 39	17 24	87	12	18	14	5 2	19

Technical Fouls:NONE

	CIN	LOU
Biggest lead	0 (1 <sup>st</sup> 10:00)	23 (4 <sup>th</sup> 6:07)
Best Scoring Run	8 (3 <sup>rd</sup> 6:52)	15 (1 <sup>st</sup> 1:28)
Lead Changes	0	
Times Tied	0	
Time with Lead	00:00	39:06

Points from	CIN	LOU
Turnovers	16	28
Paint	18	48
Second Chance	4	16
Fast Breaks	0	8
Bench	23	28

Period by Period Scoring
1st 2nd 3rd 4th TOT
CIN 10 18 18 22 68
LOU 24 24 12 27 87

Game Time: 5:00 PM  
Game Duration: 1:55  
Attendance: 8,049

Officials:

Shooting By Period
1 <sup>st</sup> FG% 3-13 23.1%
3PT% 3-4 75.0%
FT% 1-4 25%
2 <sup>nd</sup> FG% 6-13 46.2%
3PT% 2-4 50.0%
FT% 4-6 66.7%
3 <sup>rd</sup> FG% 6-14 42.9%
3PT% 2-2 100.0%
FT% 4-5 80%
4 <sup>th</sup> FG% 8-13 61.5%
3PT% 2-3 66.7%
FT% 4-5 80%
GM FG% 23-53 43.4%
3PT% 9-13 69.2%
FT% 13-20 65.0%

Dead Ball Rebounds: 4, 0

GAME  
2

## CINCINNATI 68, TENNESSEE TECH 57

Nov. 10, 2022 | Cincinnati, Ohio | Fifth Third Arena

Official Basketball Box Score - Final  
Tennessee Tech at Cincinnati  
11/10/22 Fifth Third Arena, Cincinnati  
2022-23 Women's Basketball

Officials: John Capolino, Krystle Apellaniz, Rob Fessler

Tennessee Tech - 57

Record: 1-1

NO. Name	Min	FG M-A	3P M-A	FT M-A	Rebounds OR DR TOT	Fouls PF FD	TP	AS	TO	ST	Blocks BS BA	+/
4 Anna Walker	F 20:20	3-12	1-2	0-0	5 6 11	2 0	7	1	1	2	2 0	-5
2 Jordan Brook	G 26:48	2-8	2-6	2-2	0 3 3	2 3	8	1	1	0	1 0	-15
10 Reagan Hurst	G 32:39	1-9	0-3	1-2	5 2 7	2 3	3	2	2	0	2 2	-7
11 Maaliya Owens	G 34:47	5-14	4-8	0-0	1 1 2	0 1	14	2	2	1	1 1	-2
24 Jada Guinn	G 25:53	4-7	1-1	0-0	2 5 7	4 2	9	2	1	0	0 0	-4
22 Peyton Carter	16:09	0-5	0-3	2-2	1 1 2	1 3	2	3	2	0	0 0	-5
33 Reghan Grimes	22:07	4-9	2-2	2-3	1 3 4	2 4	12	1	3	0	0 0	-3
30 Kiera Hill	05:56	1-3	0-0	0-0	0 0 0	0 0	2	0	0	0	0 0	-7
1 Cayla Cowart	12:32	0-3	0-1	0-0	2 0 2	0 0	1	0	1	2	0 0	-10
35 DJ McFarlane	02:49	0-0	0-0	0-0	2 0 2	0 0	0	0	1	0	0 0	3
Team					3 5 8		0	1				
Totals		20-70	10-26	7-9	22 26 48	13 17	57	13	16	3	6 7	-11

Technical Fouls:NONE

Cincinnati - 68

Record: 1-1

NO. Name	Min	FG M-A	3P M-A	FT M-A	Rebounds OR DR TOT	Fouls PF FD	TP	AS	TO	ST	Blocks BS BA	+/
10 Jadyin Scott	F 12:16	2-3	0-0	0-0	1 1 2	2 0	4	0	1	0	1 0	1
4 Braylin Milton	G 24:21	1-9	0-4	1-2	1 4 5	2 1	3	2	2	0	0 0	-5
20 Jillian Hayes	G 25:13	8-15	0-0	3-5	4 5 9	1 4	19	3	1	1	1 2	13
23 Mya Jackson	G 38:39	7-12	1-4	3-5	3 6 1	4 18	5	3	3	0	0 10	10
34 A'riel Jackson	G 19:04	1-6	0-0	1-2	1 4 5	3 1	3	2	3	2	1 1	15
22 Malea Williams	18:56	2-7	1-3	2-4	3 3 6	0 3	7	0	0	1	3 1	12
1 Caitlyn Wilson	16:37	2-3	2-3	0-0	0 0 0	0 0	6	0	0	1	0 0	-3
42 Clarissa Craig	10:59	1-4	0-0	0-0	1 0 1	4 0	2	0	3	0	0 1	-4
3 Jada Scott	12:36	0-2	0-0	0-0	0 2 2	2 0	0	0	0	0	1 1	0
5 Lojain Elfatary	01:21	0-1	0-1	0-0	0 0 0	0 0	0	0	0	0	0 0	1
0 Dais'Ja Trotter	17:09	2-4	2-3	0-0	3 3 6	1 0	6	2	1	1	0 0	8
33 Sofia Grizlazi	02:49	0-0	0-0	0-0	0 0 0	1 0	0	0	0	1	0 0	-3
Team					2 4 6		0	0				
Totals		26-66	6-18	10-18	19 29 48	17 13	68	14	12	10	7 6	11

Technical Fouls:NONE

	TTU	CIN
Biggest lead	4 (1 <sup>st</sup> 3:09)	17 (4 <sup>th</sup> 1:16)
Best Scoring Run	6 (3 <sup>rd</sup> 1:51)	14 (2 <sup>nd</sup> 1:12)
Lead Changes	6	
Times Tied	3	
Time with Lead	05:42	33:27

Points from	TTU	CIN
Turnovers	11	20
Paint	18	32
Second Chance	14	15
Fast Breaks	6	10
Bench	16	21

Period by Period Scoring
1st 2nd 3rd 4th TOT
TTU 15 7 20 15 57
CIN 14 21 18 15 68

Game Time: 3:00 PM  
Game Duration: 1:51  
Attendance: 612

Officials:

Shooting By Period
1 <sup>st</sup> FG% 3-12 25.0%
3PT% 1-6 16.7%
FT% 0-0 0%
2 <sup>nd</sup> FG% 5-14 35.7%
3PT% 2-4 50.0%
FT% 3-4 75%
3 <sup>rd</sup> FG% 9-14 64.3%
3PT% 1-2 50.0%
FT% 1-2 50%
4 <sup>th</sup> FG% 3-18 16.7%
3PT% 0-6 0.0%
FT% 5-10 50%
GM FG% 20-58 34.5%
3PT% 4-18 22.2%
FT% 9-16 56.3%

Dead Ball Rebounds: 7, 1

GAME  
4

## CINCINNATI 71, TOLEDO 74 (OT)

Nov. 16, 2022 | Cincinnati, Ohio | Fifth Third Arena

Official Basketball Box Score - Final  
Toledo at Cincinnati  
11/16/22 Fifth Third Arena, Cincinnati  
2022-23 Women's Basketball

Officials: Bryan Brunette, Ashley Gloss, Linda Miles

Toledo - 74

Record: 3-0

NO. Name	Min	FG M-A	3P M-A	FT M-A	Rebounds OR DR TOT	Fouls PF FD	TP	AS	TO	ST	Blocks BS BA	+/
34 Jessica Cook	F 21:48	5-6	0-0	3-4	2 0 2	3 3	13	0	1	0	0 1	-5
2 Sophia Wiard	G 42:52	3-8	0-3	3-3	1 3 4	1 4	9	5	1	0	0 0	6
5 Quinesha Lockett	G 39:12	6-18	1-6	6-10	0 2 2	2 5	19	2	4	0	1 0	-2
22 Kherra Goss	G 34:09	1-3	0-0	0-0	1 1 2	2 0	2	1	1	0	1 0	8
33 Sammi Mikonowicz	G 33:57	4-10	2-4	6-9	2 9 11	2 4	16	3	0	2	0 0	-1
1 Nan Garcia	17:50	1-3	0-0	2-2	0 3 3	3 3	4	0	0	1	0 1	6
10 Justina King	09:32	0-1	0-1	2-2	0 0 0	1 1	2	0	1	1	0 0	1
12 Jayda Jansen	15:15	1-7	1-1	2-2	0 1 1	1 2	5	0	0	0	0 2	-2
13 Lonasia Brewer	05:22	2-2	0-0	0-1	1 0 1	2 2	4	0	1	0	0 0	2
24 Yaniah Curry	05:03	0-0	0-0	0-0	0 2 2	0 0	0	0	1	0	0 0	2
Team					3 0 3		0	0				
Totals		23-58	4-15	24-33	10 21 31	16 24	74	11	10	4	2 4	3

Technical Fouls:NONE

Cincinnati - 71

Record: 2-2

NO. Name	Min	FG M-A	3P M-A	FT M-A	Rebounds OR DR TOT	Fouls PF FD	TP	AS	TO	ST	Blocks BS BA	+/
1 Caitlyn Wilson	G 35:38	3-10	2-8	1-2	1 4 5	1 3	9	1	1	1	0 0	0
3 Jada Scott	G 29:45	3-6	0-0	0-0	1 3 4	3 0	6	2	0	0	0 0	7
4 Braylin Milton	G 30:31	1-3	1-1	1-2	2 6 8	5 1	4	1	1	0	1 1	2
20 Jillian Hayes	G 35:13	8-13	0-0	5-7	4 4 8	4 4	21	0	4	1	2 0	-3
23 Mya Jackson	G 45:00	10-19	1-4	3-6	2 2 4	2 4	24	2	3	0	0 1	-3
22 Malea Williams	09:56	0-1	0-0	0-0	0 1 1	0 0	0	0	2	1	0 0	-6
42 Clarissa Craig	11:55	0-3	0-0	4-4	0 2 2	3 2	4	0	4	0	0 0	-9
10 Jadyin Scott	11:42	1-1	0-0	1-2	0 2 2	5 2	3	1	1	2	0 0	-1
34 A'riel Jackson	08:22	0-2	0-0	0-0	1 1 2	1 0	0	0	0	0	0 0	-2
0 Dais'Ja Trotter	04:33	0-0	0-0	0-0	1 0 1	0 0	0	0	0	0	0 0	2
5 Lojain Elfatary	02:25	0-0	0-0	0-0	0 0 0	0 0	0	0	1	0	0 0	-4
Team					2 2 4		0	1				
Totals		26-58	4-13	15-23	14 27 41	24 16	71	7	18	5	4 2	3

Technical Fouls:NONE

	TOL	CIN										
Biggest lead	8 (3 <sup>rd</sup> 9:43)	7 (4 <sup>th</sup> 3:41)	Points from Turnovers	TOL	CIN	Period by Period Scoring						
Best Scoring Run	10 (2 <sup>nd</sup> 8:41)	6 (3 <sup>rd</sup> 0:13)	Paint	36	36	1st2nd3rd4thOT1TOT						
Lead Changes	7		Second Chance	11	13	TOL	15	14	15	14	16	74
Times Tied	8		Fast Breaks	4	3	CIN	12	11	22	13	13	71
Time with Lead	24:48	14:45	Bench	15	7							



## 2022-23 CINCINNATI WOMEN'S BASKETBALL

GAME  
5

## CINCINNATI 71, LINDENWOOD 60

Nov. 21, 2022 | St. Charles, Mo. | Hyland Arena

Official Basketball Box Score - Final  
**Cincinnati at Lindenwood**  
11/21/22 Robert F. Hyland Arena, St. Charles, Mo.  
2022-23 Women's Basketball

Officials: Erika Herriman, Hannah Reynolds, David Rafalski

Game Time: 7:00 PM  
Game Duration: 2:02  
Attendance: 494Official Basketball Box Score - Final  
**UT Arlington at Cincinnati**  
11/25/22 Ocean Center, Daytona Beach, Fla.  
2022 Daytona Beach InvitationalGame Time: 3:30 PM  
Game Duration: 1:51  
Attendance: 250

Cincinnati - 71

Record: 3-2

NO. Name	Min	FG M-A	3P M-A	FT M-A	Rebounds OR DR TOT	Fouls PF FD	TP	AS	TO	ST	Blocks BS BA	+/
10 Jady Scott	F 26:16	2-6	0-0	4-6	3 2 5	1 4	8	0	1	0	0 0	10
1 Caitlyn Wilson	G 29:01	2-9	2-8	2-2	1 2 3	3 2	8	0	3	2	0 0	17
3 Jada Scott	G 23:34	1-2	0-0	1-2	0 2 2	1 1	3	2	1	1	0 0	9
20 Jillian Hayes	G 32:38	7-12	0-0	4-4	6 4 10	5 3	18	1	3	3	0 1	17
23 Mya Jackson	G 34:30	4-13	0-3	5-5	2 3 5	1 4	13	4	3	3	0 1	4
22 Malea Williams	14:16	3-5	0-0	0-0	3 1 4	4 0	6	1	1	1	2 0	-1
42 Clarissa Craig	12:27	2-5	0-0	2-3	0 1 1	4 2	6	0	1	0	0 1	-8
0 Dais'Ja Trotter	09:44	1-3	1-2	0-0	0 1 1	1 1	3	0	0	0	0 0	3
34 A'riel Jackson	10:46	2-4	0-1	0-0	0 1 1	2 0	4	1	1	2	0 0	7
33 Sofia Gritzali	06:48	1-2	0-0	0-1	1 1 2	1 1	2	0	0	0	0 0	-3
Team					1 1 2	0	0	0	0	0		
Totals		25-61	3-14	18-23	17 19 36	23 18	71	9	14	12	2 3	11

Technical Fouls: NONE

Shooting By Period	1st FG%	2nd FG%	3rd FG%	4th FG%	GM FG%
1st FG%	9-17 52.9%				
3PT%	2-2 100.0%				
FT%	4-4 100%				
2nd FG%	6-16 37.5%				
3PT%	0-5 0.0%				
FT%	1-4 25%				
3rd FG%	7-17 41.2%				
3PT%	1-5 20.0%				
FT%	0-0 0%				
4th FG%	3-11 27.3%				
3PT%	0-2 0.0%				
FT%	13-15 86.7%				
GM FG%	25-61 41.0%				
3PT%	3-14 21.4%				
FT%	18-23 78.3%				

Dead Ball Rebounds: 2, 0

Lindenwood - 60

Record: 0-3

NO. Name	Min	FG M-A	3P M-A	FT M-A	Rebounds OR DR TOT	Fouls PF FD	TP	AS	TO	ST	Blocks BS BA	+/
42 Brooke Woodyard	F 18:58	1-3	0-1	0-0	2 2 4	1 2	2	2	3	0	0 0	-8
5 Emily Beneschawel	G 27:30	3-8	2-4	0-0	1 0 1	2 0	8	2	5	1	0 0	-10
10 Alana Benirschawel	G 24:25	1-5	0-3	1-4	0 2 2	4 3	4	1	1	0	0 0	-7
21 Mary McGrath	G 38:33	9-14	4-7	0-0	1 5 6	2 0	22	3	1	3	1 0	-6
25 Masyn McWilliams	G 35:54	6-9	3-5	2-5	1 4 5	2 11	17	2	1	2	0 0	-11
3 Mya Davidson	16:00	2-2	0-0	0-0	2 2 3	1 4	0	2	0	1	0	-6
2 Makayla Wallace	16:42	0-1	0-0	1-3	1 1 2	1 1	4	2	0	0	1	-7
30 Paige Craft	16:44	0-2	0-1	0-0	0 1 1	1 2	0	0	3	0	0 0	-3
22 Christyan Reid	05:14	1-2	0-0	1-4	0 0 0	2 3	3	0	1	0	1 0	3
Team					4 5 9	0	5					
Totals		23-46	9-21	5-16	10 22 32	18 23	60	17	24	6	3 2	-11

Technical Fouls: NONE

Shooting By Period	1st FG%	2nd FG%	3rd FG%	4th FG%	GM FG%
1st FG%	8-11 72.7%				
3PT%	5-6 83.3%				
FT%	0-0 0%				
2nd FG%	4-15 26.7%				
3PT%	0-6 0.0%				
FT%	1-2 50%				
3rd FG%	5-11 45.5%				
3PT%	1-5 20.0%				
FT%	2-5 40%				
4th FG%	6-9 66.7%				
3PT%	3-4 75.0%				
FT%	2-9 22.2%				
GM FG%	23-46 50.0%				
3PT%	9-21 42.9%				
FT%	5-16 31.3%				

Dead Ball Rebounds: 5, 0

	CIN	LWU
Biggest lead	14 (4 <sup>th</sup> 5:44)	6 (1 <sup>st</sup> 4:31)
Best Scoring Run	10 (4 <sup>th</sup> 5:44)	8 (3 <sup>rd</sup> 2:04)
Lead Changes	6	
Times Tied	2	
Time with Lead	34:20	04:37

Points from	CIN	LWU
Turnovers	30	10
Paint	40	28
Second Chance	17	12
Fast Breaks	15	6
Bench	21	8

Period by Period Scoring	1st	2nd	3rd	4th	TOT
CIN	24	13	15	19	71
LWU	21	9	13	17	60

GAME  
6

## CINCINNATI 72, UT ARLINGTON 58

Nov. 25, 2022 | Daytona Beach, Fla. | Ocean Center

Official Basketball Box Score - Final  
**UT Arlington at Cincinnati**  
11/25/22 Ocean Center, Daytona Beach, Fla.  
2022 Daytona Beach Invitational

Officials: Ashlee Goode, Kelly Johnson, Matthew Krenek

Cincinnati - 72

Record: 2-3

NO. Name	Min	FG M-A	3P M-A	FT M-A	Rebounds OR DR TOT	Fouls PF FD	TP	AS	TO	ST	Blocks BS BA	+/
4 Starr Jacobs	F 34:47	6-18	0-0	6-8	0 10 10	4 5	18	1	2	5	0 3	-7
34 Shylia Smith	F 27:20	1-5	0-1	0-0	4 2 6	2 4	2	1	0	1	0 1	-10
10 Jireh Washington	G 30:30	4-13	0-3	8-10	0 3 3	3 6	16	5	5	5	0 2	-11
24 De'Sha Benjamin	G 25:12	0-3	0-1	0-0	1 2 3	2 0	0	0	0	0	0 0	-2
32 Kayla White	G 33:01	7-13	1-4	2-5	1 2 3	3 5	17	0	4	2	1 0	-6
1 Kamaria Gipson	12:34	1-4	0-0	0-0	2 2 4	0 0	2	1	1	0	0 1	-4
5 Nyia Threatt	01:47	0-1	0-0	0-0	0 0 0	0 0	0	1	0	0	0 0	-1
15 Taleyah Jones	15:55	0-3	0-1	1-2	0 0 0	1 2	1	0	0	3	0 0	-16
21 Alexsiah Goudeau	08:13	1-1	0-0	0-0	1 0 1	0 0	2	1	0	0	0 0	-7
13 Jordyn Turner	01:49	0-0	0-0	0-0	1 1 1	1 0	0	0	1	0	0 0	-1
2 Reniya Jones	08:52	0-1	0-0	0-0	1 0 1	1 0	0	0	2	0	0 0	-7
Team					3 2 5	0	0	0	0	0		
Totals		20-62	1-10	17-25	11 24 35	21 22	58	10	15	16	1 7	-14

Technical Fouls: Jacobs 2<sup>nd</sup> 4:36

Shooting By Period	1st FG%	2nd FG%	3rd FG%	4th FG%	GM FG%
1st FG%	7-17 41.2%				
3PT%	0-1 0.0%				
FT%	5-9 55.6%				
2nd FG%	2-15 13.3%				
3PT%	0-4 0.0%				
FT%	2-4 50%				
3rd FG%	8-18 44.4%				
3PT%	1-2 50.0%				
FT%	5-6 83.3%				
4th FG%	3-12 25.0%				
3PT%	0-3 0.0%				
FT%	5-6 83.3%				
GM FG%	20-62 32.3%				
3PT%	1-10 10.0%				
FT%	17-25 68.0%				

Dead Ball Rebounds: 6, 1

Cincinnati - 72

Record: 4-2

NO. Name	Min	FG M-A	3P M-A	FT M-A	Rebounds OR DR TOT	Fouls PF FD	TP	AS	TO	ST	Blocks BS BA	+/
10 Jady Scott	F 10:05	1-1	0-0	0-0	0 0 0	4 0	2	0	1	0	0 0	-1
3 Jada Scott	G 15:43	3-3	0-0	1-3	1 1 2	2 2	7	0	1	0	0 0	-3
4 Braylyn Milton	G 31:53	2-9	0-2	0-0	3 3 6	3 3	4	4	6	3	0 0	14
20 Jillian Hayes	G 30:25	7-15	0-1	2-3	3 11 14	3 4	16	1	6	0	1 0	11
23 Mya Jackson	G 36:26	6-16	0-4	3-3	0 2 2	3 4	15	5	2	1	0 1	13
1 Caitlyn Wilson	13:23	1-2	0-0	0-0	1 1 0	0 0	3	1	2	0	0 0	2
22 Malea Williams	20:43	3-5	0-1	2-2	1 7 8	2 3	8	0	1	1	4 0	5
34 A'riel Jackson	14:23	1-5	0-0	3-4	2 2 4	0 2	5	1	2	2	0 0	10
42 Clarissa Craig	25:19	3-5	0-0	6-8	2 3 5	3 2	12	0	1	3	2 0	15
11 Taziah Jenks	01:40	0-0	0-0	0-0	0 0 0	2 0	0	0	1	0	0 0	3
Team					3 1 4	0	0	0	0	0		
Totals		27-61	1-10	17-25	15 31 46	22 20	72	12	23	10	7 1	14

Technical Fouls: NONE

Shooting By Period	1st FG%	2nd FG%	3rd FG%	4th FG%	GM FG%
1st FG%	7-18 38.9%				
3PT%	1-3 33.3%				
FT%	4-8 50%				
2nd FG%	5-12 41.7%				
3PT%	0-3 0.0%				
FT%	6-8 75%				
3rd FG%	9-15 60.0%				
3PT%	0-1 0.0%				
FT%	5-7 71.4%				
4th FG%	6-16 37.5%				
3PT%	0-3 0.0%				
FT%	2-2 100%				
GM FG%	27-61 44.3%				
3PT%	1-10 10.0%				
FT%	17-25 68.0%				

Dead Ball Rebounds: 2, 2

	UTA	CIN
Biggest lead	7 (1 <sup>st</sup> 7:21)	14 (4 <sup>th</sup> 0:03)
Best Scoring Run	7 (3 <sup>rd</sup> 5:17)	8 (3 <sup>rd</sup> 0:41)
Lead Changes	5	14
Times Tied	2	
Time with Lead	08:16	30:01

Points from	UTA	CIN
Turnovers	18	19
Paint	36	44
Second Chance	5	14
Fast Breaks	11	13
Bench	5	28

Period by Period Scoring	1st	2nd	3rd	4th	TOT
UTA	19	6	22	11	58
CIN	19	16	23	14	72

GAME  
7

## CINCINNATI 58, CHARLOTTE 59

Nov. 26, 2022 | Daytona Beach, Fla. | Ocean Center

Official Basketball Box Score - Final  
**Cincinnati at Charlotte**  
11/26/22 Ocean Center, Daytona Beach, Fla.  
Daytona Beach Invitational

Officials: Brian Garland, Kelly Johnson, Erica Herriman

Game Time: 5:45 PM  
Game Duration: 1:42  
Attendance: 175Official Basketball Box Score - Final  
**Cincinnati at N.C. A&T**  
12/01/22 Corbett Sports Center, Greensboro, N.C.  
2022-23 Women's BasketballGame Time: 6:00 PM  
Game Duration: 1:56

Officials:

Cincinnati - 58

Record: 4-3

NO. Name	Min	FG M-A	3P M-A	FT M-A	Rebounds OR DR TOT	Fouls PF FD	TP	AS	TO	ST	Blocks BS BA	+/
10 Jady Scott	F 13:26	1-3	0-0	0-0	1 1 2	0 0	2	0	0	0	0 0	-7
3 Jada Scott	G 14:54	1-2	0-0	0-0	0 0 0	2 1	2	0	0	0	0 0	-14
4 Braylyn Milton	G 28:24	4-7	1-1	1-2	1 2 3	0 2	10	2	1	0	0 1	-2
20 Jillian Hayes	G 33:42	5-17	0-0	2-4	2 5 7	3 3	12	5	2	2	2 3	4
23 Mya Jackson	G 32:32	5-13	0-3	1-1	0 3 3	3 1	11	2	5	1	0 0	-4
22 Malea Williams	16:55	2-7	0-2	0-0	4 4 8	2 1	4	1	2	0	0 0	-6
42 Clarissa Craig	21:43	4-6	0-0	2-2	2 2 2	2 2	10	0	1	1	2 0	7
1 Caitlyn Wilson	19:38	1-4	1-4	0-0	1 2 3	0 0	3	2	0	0	0 0	10
34 A'riel Jackson	09:17	0-0	0-0	2-2	0 0 0	1 2	2	1	0	1	0 0	3

## 2022-23 CINCINNATI WOMEN'S BASKETBALL

GAME  
9

## CINCINNATI 58, UIC 66

Dec. 4, 2022 | Cincinnati, Ohio | Fifth Third Arena



Official Basketball Box Score - Final  
**UIC at Cincinnati**  
12/04/22 Fifth Third Arena, Cincinnati  
2022-23 Women's Basketball

UIC - 66

Record: 8-1

NO.	Name	Min	FG M-A	3P M-A	FT M-A	Rebounds OR DR TOT	Fouls PF FD	TP	AS	TO	ST	Blocks BS BA	+/-
34	Josie Flier	F 24:54	4-8	2-3	1-2	3 4 7	4 1 1	11	1	2	1	3 1	-5
0	Keona Schenck	G 25:38	0-1	0-1	2-2	0 0 0	0 2 2	2	0	0	0	0 0	10
1	Kristian Young	G 35:05	3-7	1-2	2-4	1 1 2	0 4 9	7	2	0	0	0 0	4
3	Sara Zabrecky	G 28:27	2-5	1-4	2-2	0 1 1	0 3 7	1	1	1	0	0 0	-1
4	Jaida McCloud	G 28:33	6-11	1-2	0-0	1 5 6	4 1 13	1	2	1	0	1 6	
5	Ky Dempsey-Toney	25:20	7-11	0-0	3-4	1 4 5	1 3 17	1	3	1	3	0	8
12	Tiana Jackson	14:22	0-1	0-0	1-2	0 0 0	0 1 1	1	1	2	0	0 0	-2
15	Lindsey Rogers	01:13	0-1	0-0	0-0	0 0 0	0 0 0	0	0	0	0	0 0	-3
25	Danyel Middleton	16:28	2-4	0-0	2-2	0 2 2	3 1 6	0	0	1	0	1 13	
Team						4 3 7				0	2		
<b>Totals</b>			24-49	5-12	13-18	10 20 30	12 16 66	12	14	4	6	3 8	

Technical Fouls: NONE

Game Time: 3:00 PM  
Game Duration: 2:00

Officials:

Cincinnati - 35

Record: 5-5

Shooting By Period		
1 <sup>st</sup>	FG%	5-12 41.7%
	3PT%	0-4 0.0%
	FT%	5-8 62.5%
2 <sup>nd</sup>	FG%	3-12 25.0%
	3PT%	2-4 50.0%
	FT%	0-0 0%
3 <sup>rd</sup>	FG%	8-12 66.7%
	3PT%	1-1 100.0%
	FT%	1-2 50%
4 <sup>th</sup>	FG%	8-13 61.5%
	3PT%	2-3 66.7%
	FT%	7-8 87.5%
GM FG%	24-49 49.0%	
	3PT%	5-12 41.7%
	FT%	13-18 72.2%

Dead Ball Rebounds: 4, 0

Official Basketball Box Score - Final  
**Cincinnati at Xavier**  
12/09/22 Cintas Center, Cincinnati  
2022-23 Women's Basketball

Officials: Joseph Vasziy, Fatou Cissoko-Stephens, Bruce Morris

Game Time: 7:00 PM  
Game Duration: 1:57  
Attendance: 3,162

Xavier - 48

Record: 7-3

NO.	Name	Min	FG M-A	3P M-A	FT M-A	Rebounds OR DR TOT	Fouls PF FD	TP	AS	TO	ST	Blocks BS BA	+/-
4	Nila Blackford	F 21:18	2-4	0-0	0-2	0 5 5	0 4 4	0	3	2	3 0	8	
0	Shelby Calhoun	G 31:44	3-11	0-0	2-4	3 8 11	3 5 8	6	5	2	0 0	10	
10	Fernanda Ovalle	G 34:12	4-10	1-2	0-1	1 7 8	2 2 9	2	2	1	0 1	13	
12	Kaysia Woods	G 25:43	2-9	1-4	0-0	0 0 0	2 0 2	5	0	1	3 0	2	7
15	Mackayla Scarlett	G 33:24	1-11	1-5	0-0	2 5 7	3 0 3	3	1	0	0 2	11	
30	Courney Prenger	24:22	5-7	0-0	5-6	4 4 8	3 4 15	0	1	1	3 1	8	
23	Aanaya Harris	19:32	1-4	0-0	1-2	0 3 3	4 3 3	1	3	0	0 0	8	
20	Kaleigh Addie	09:45	0-0	0-0	1-2	0 0 0	2 1 1	0	4	0	0 0	0	0
Team						2 3 5				0	0		
<b>Totals</b>			18-56	3-11	9-17	12 35 47	19 19 48	12	20	9	6 6	13	

Technical Fouls: NONE

Shooting By Period			
1 <sup>st</sup>	FG%	6-16	37.5%
	3PT%	1-3	33.3%
	FT%	0-4	0%
2 <sup>nd</sup>	FG%	4-10	40.0%
	3PT%	1-2	50.0%
	FT%	4-6	66.7%
3 <sup>rd</sup>	FG%	5-19	26.3%
	3PT%	1-4	25.0%
	FT%	2-2	100%
4 <sup>th</sup>	FG%	3-11	27.3%
	3PT%	0-2	0.0%
	FT%	3-5	60%
GM	FG%	18-56	32.1%
	3PT%	3-11	27.3%
	FT%	9-17	52.9%

Dead Ball Rebounds: 5, 0

Cincinnati - 58

Record: 5-4

NO.	Name	Min	FG M-A	3P M-A	FT M-A	Rebounds OR DR TOT	Fouls PF FD	TP	AS	TO	ST	Blocks BS BA	+/-
11	Taziah Jenks	F 17:18	0-3	0-0	0-2	3 1 4	1 1 0	2	2	0	0	1 1	-5
42	Clarissa Craig	C 24:13	5-9	0-1	1-1	3 7 10	2 3 11	0	3	0	2 0	-2	
4	Braylyn Milton	G 32:56	2-5	1-3	2-2	0 0 0	1 2 7	0	1	1	0 0	10	
20	Jillian Hayes	G 31:15	9-16	0-0	2-3	2 4 6	5 2 20	5	2	1	0 2	-6	
23	Mya Jackson	G 35:34	4-9	1-2	2-2	1 0 1	2 1 11	4	2	2	0 2	0	
1	Caityln Wilson	20:37	1-5	1-4	0-0	1 1 2	1 1 3	1	0	0	0 1	-13	
22	Malea Williams	15:29	1-6	0-4	2-4	5 0 5	2 2 4	0	0	1	0 1	-11	
34	Ariel Jackson	08:42	1-5	0-1	0-0	0 0 0	0 0 2	0	1	0	0 0	-9	
3	Jada Scott	04:30	0-0	0-0	0 1 1	1 0 0	0 0 0	0	0	1	0 0	-2	
0	Dais'Ja Trotter	03:39	0-1	0-0	0-0	0 1 1	0 0 0	0	0	0	0 0	5	
10	Jadyn Scott	05:47	0-1	0-0	0-0	0 0 0	1 0 0	0	0	0	0 0	3	
Team						3 1 4				0	1		
<b>Totals</b>			23-60	3-15	9-14	18 16 34	17 12 58	12	14	4	3 6	-8	

Technical Fouls: Bench 1<sup>st</sup> 10:00

	UIC	CINCY
Biggest lead	8 (4 <sup>th</sup> 0:22)	9 (3 <sup>rd</sup> 8:41)
Best Scoring Run	10 (1 <sup>st</sup> 0:43)	10 (2 <sup>nd</sup> 3:46)
Lead Changes	12	
Times Tied	3	
Time with Lead	19:49	18:38

Points from	UIC	CINCY
Turnovers	12	13
Paint	36	30
Second Chance	14	15
Fast Breaks	4	5
Bench	24	9

Period by Period Scoring	1st	2nd	3rd	4th	TOT
UIC	15	8	18	25	66
CINCY	8	22	14	14	58

GAME  
11

## CINCINNATI 77, OHIO 44

Dec. 16, 2022 | Athens, Ohio | Convocation Center



Official Basketball Box Score - Final  
**Cincinnati at Ohio**  
12/13/22 Convocation Center, Athens  
2022-23 Women's Basketball

Officials: Cameron Inouye, Michael McConnell, Angie Enlund

Game Time: 7:00 PM  
Game Duration: 1:55  
Attendance: 350

Cincinnati - 77

Record: 6-5

NO.	Name	Min	FG M-A	3P M-A	FT M-A	Rebounds OR DR TOT	Fouls PF FD	TP	AS	TO	ST	Blocks BS BA	+/-
42	Clarissa Craig	C 16:28	2-3	0-0	3-6	4 1 5	1 4 7	0	0	2	0	0 0	10
3	Jada Scott	G 11:42	0-0	0-0	0-0	0 2 2	0 0 2	0	1	0	0 0	0 10	
4	Braylyn Milton	G 23:00	3-4	2-2	4-5	0 1 1	2 2 12	2	3	0	0 0	19	
20	Jillian Hayes	G 29:55	2-9	0-0	6-10	4 4 8	1 9 10	2	5	3	3 1	18	
23	Mya Jackson	G 23:47	3-6	1-2	0-0	0 0 0	2 2 7	1	5	2	0 0	15	
10	Jadyn Scott	15:08	3-3	0-0	0-0	1 2 3	2 0 6	2	0	1	1 0	18	
11	Taziah Jenks	12:16	2-3	1-2	0-0	1 0 1	2 0 5	1	1	1	0 0	7	
22	Malea Williams	22:33	1-6	1-1	0-0	4 6 10	2 1 3	4	4	2	0 1	22	
1	Caityln Wilson	18:01	4-6	4-5	0-0	1 1 2	0 12	1	1	0	0 1	17	
0	Dais'Ja Trotter	12:17	4-6	3-5	2-2	0 1 1	0 1 13	1	1	0	0 0	19	
33	Sofia Gritzali	07:42	1-1	0-0	0-0	1 0 1	0 0 2	0	1	2	0 0	10	
34	Ariel Jackson	03:49	0-0	0-0	0-2	0 0 0	0 1 0	0	0	1	0 0	-4	
5	Lojain Elifatairy	03:22	0-3	0-3	0-0	0 0 0	1 0 0	0	0	0	0 0	4	
Team						2 8 10				0	0		
<b>Totals</b>			25-50	12-20	15-25	18 26 44	13 20 77	15	24	11	3 3	33	

Technical Fouls: NONE

Shooting By Period		
1 <sup>st</sup>	FG%	6-14 42.9%
	3PT%	2-4 50.0%
	FT%	2-4 50%
2 <sup>nd</sup>	FG%	7-11 63.6%
	3PT%	3-4 75.0%
	FT%	3-4 75%
3 <sup>rd</sup>	FG%	5-13 38.5%
	3PT%	3-4 75.0%
	FT%	3-8 37.5%
4 <sup>th</sup>	FG%	7-12 58.3%
	3PT%	4-8 50.0%
	FT%	7-9 77.8%
GM	FG%	25-50 50.0%
	3PT%	12-20 60.0%
	FT%	15-25 60.0%

Dead Ball Rebounds: 6, 0

GAME  
12

## CINCINNATI 99, SOUTHERN INDIANA 57

Dec. 18, 2022 | Cincinnati, Ohio | Fifth Third Arena



Official Basketball Box Score - Final  
**Southern Ind. at Cincinnati**  
12/18/22 Fifth Third Arena, Cincinnati  
2022-23 Women's Basketball

Officials: Norma Jones, Courtney Robinson, David Rafalski

Game Time: 2:00 PM  
Game Duration: 2:02  
Attendance: 527

Southern Ind. - 57

Record: 5-5

NO.	Name
22	Meredith Raley
23	Ashlynn Brown
24	Tara Robbe
4	Tori Handley
20	Vanessa Shafford
11	Soffia Rieckers
33	Hannah Halthcock
5	Lexi Thompson
3	Lexie Green
2	Takiya Howard
1	Aubrey Burgess
41	Claudia Gallegos
44	Lauren Carie
Team	

## 2022-23 CINCINNATI WOMEN'S BASKETBALL

GAME  
13

## CINCINNATI 52, NORTHERN KENTUCKY 72

Dec. 21, 2022 | Highland Heights, Kentucky | Truist Arena

Official Basketball Box Score - Final  
Cincinnati at Northern Ky.  
12/21/22 Truist Arena, Highland Heights  
2022-23 Women's BasketballGame Time: 6:00 PM  
Game Duration: 1:43  
Attendance: 1,385

Officials: Zach Klein, Andrew Bills, Althea Buford

Cincinnati - 52

Record: 7-6

NO. Name	Min	FG M-A	3P M-A	FT M-A	Rebounds OR DR TOT	Fouls PF FD	TP	AS	TO	ST	Blocks BS BA	+/-
11 Taziah Jenks	F 08:12	0-3	0-1	0-0	2 1 3	1 0 0	0	1	1	0	0 0	-10
42 Clarissa Craig	C 26:56	3-4	0-0	2-2	1 4 5	3 1 8	0	0	0	0	0 0	-14
4 Braylyn Milton	G 27:09	1-10	0-4	0-2	0 2 2	3 1 2	1	1	1	4	0 0	-17
20 Jillian Hayes	G 30:05	7-15	0-0	2-3	1 7 8	4 5 16	2	5	0	1	0 0	-17
23 Mya Jackson	G 35:49	6-12	3-5	2-3	0 3 3	2 3 17	0	2	0	0	0 0	-17
22 Malea Williams	23:32	1-8	0-0	0	5 2 7	0 1 2	1	2	1	1	1 0	-15
1 Caitlyn Wilson	13:04	0-2	0-2	0-0	0 0 0	1 0 0	0	0	2	0	0 0	-7
34 Ariel Jackson	03:01	0-2	0-0	0-0	1 0 1	2 0 0	0	0	0	0	0 0	-6
10 Jadyen Scott	19:00	2-2	0-0	2-2	2 4 0	2 6 1	2	0	0	0	0 0	-2
33 Sofia Gritzali	10:26	0-1	0-0	1-2	1 1 2	0 1 1	1	1	1	0	0 0	1
0 Dais'Ja Trotter	02:46	0-0	0-0	0-0	0 1 1	0 0 0	0	1	1	0	0 0	-2
Team					3 1 4		0	1				
Totals		20-59	3-15	9-14	16 24 40	16 14 52	8	18	6	2	0	-20

Technical Fouls: NONE

Shooting By Period

1st FG% 3-14 21.4%

3PT% 0-3 0.0%

FT% 0-0 0%

2nd FG% 3-12 25.0%

3PT% 0-2 0.0%

FT% 2-2 100%

3rd FG% 7-18 38.9%

3PT% 1-4 25.0%

FT% 3-4 75%

4th FG% 7-15 46.7%

3PT% 2-6 33.3%

FT% 4-8 50%

GM FG% 20-59 33.9%

3PT% 3-15 20.0%

FT% 9-14 64.3%

Dead Ball Rebounds: 3, 0

Northern Ky. - 72

Record: 7-4

NO. Name	Min	FG M-A	3P M-A	FT M-A	Rebounds OR DR TOT	Fouls PF FD	TP	AS	TO	ST	Blocks BS BA	+/-
30 Emmy Souder	F 30:21	6-8	0-0	2-2	5 1 6	0 3 14	1	1	1	1	0 0	28
2 Ivy Turner	G 31:35	4-8	1-2	6-8	4 1 5	1 5 15	5	3	0	2	0 0	20
3 Kallee Davis	G 32:44	6-12	3-5	0-0	0 5 5	4 0 15	5	3	2	0	1 0	17
5 Lindsey Duval	G 34:40	5-15	1-6	0-0	2 10 12	1 2 11	2	3	3	4	0 0	23
11 Khamari Mitchell-Steen	G 24:09	3-4	0-0	2-3	0 1 1	2 5 8	1	0	0	0	0 0	14
21 Tayah Irvin	08:26	0-2	0-0	0-0	2 2 2	2 0 0	0	0	1	0	0 0	6
14 Kennedy Igo	17:40	3-7	3-5	0-0	0 1 1	0 0 9	0	1	0	0	1 0	10
35 Trinity Thompson	13:08	0-1	0-0	0-2	1 2 3	2 1 0	0	0	1	2	0 0	2
31 Whitney Hay	02:59	0-2	0-1	0-0	0 0 0	1 0 0	0	0	0	0	0 0	-8
1 Allison Basye	01:26	0-0	0-0	0-0	0 0 0	0 0 0	0	0	0	0	0 0	-4
4 Paige Hodgson	01:26	0-1	0-0	0-0	0 1 1	0 0 0	0	0	0	0	0 0	-4
33 Ellie Taylor	01:26	0-0	0-0	0-0	0 0 0	1 0 0	0	0	0	0	0 0	-4
Team					0 1 1		0	1				
Totals		27-60	8-19	10-15	12 25 37	14 16 72	15	11	11	0	2	20

Technical Fouls: NONE

Shooting By Period

1st FG% 6-17 35.3%

3PT% 2-5 40.0%

FT% 4-8 50%

2nd FG% 6-14 42.9%

3PT% 3-5 60.0%

FT% 2-2 100%

3rd FG% 8-14 57.1%

3PT% 2-5 40.0%

FT% 2-3 66.7%

4th FG% 7-15 46.7%

3PT% 1-4 25.0%

FT% 2-2 100%

GM FG% 27-60 45.0%

3PT% 8-19 42.1%

FT% 10-15 66.7%

Dead Ball Rebounds: 2, 0

	CIN	NKU
Biggest lead	0 (1 <sup>st</sup> 10:00)	29 (4 <sup>th</sup> 6:02)
Best Scoring Run	7 (4 <sup>th</sup> 9:43)	12 (1 <sup>st</sup> 5:55)
Lead Changes	0	
Times Tied	0	
Time with Lead	00:00	39:45

Points from Turnovers	CIN	NKU
Paint	26	34
Second Chance	8	10
Fast Breaks	8	11
Bench	9	9

Period by Period Scoring	1st	2nd	3rd	4th	TOT
CIN	6	8	18	20	52
NKU	18	17	20	17	72

GAME  
14

## CINCINNATI 49, WICHITA STATE 61

Dec. 30, 2022 | Wichita, Kansas | Charles Koch Arena

Official Basketball Box Score - Final  
Cincinnati at Wichita St.  
12/30/22 Charles Koch Arena, Wichita, Kan.  
2022-23 Women's BasketballGame Time: 6:00 PM  
Game Duration: 1:52  
Attendance: 1,430

Officials: Ed Sidiasky, Angelica Suffren, Krystle Apellari

Cincinnati - 49

Record: 7-7 (0-1)

NO. Name	Min	FG		3P	FT	Rebounds		Fouls		TP	AS	TO	ST	Blocks		+/-
		M-A	M-A	M-A	OR	DR	TOT	PF	FD					BS	BA	
42 Clarissa Craig	C 11:49	0-1	0-0	0-0	0	2	2	1	0	0	0	0	0	0	0	-9
4 Braylyn Milton	G 30:26	1-9	1-4	1-2	1	2	3	2	2	4	5	3	1	1	0	-13
20 Jillian Hayes	G 30:19	1-8	0-2	3-3	1	6	7	4	3	5	1	2	1	2	1	-9
23 Mya Jackson	G 37:01	3-10	2-5	0-0	3	4	7	1	0	8	3	3	0	0	0	-13
34 Ariel Jackson	G 17:02	0-2	0-0	0-0	2	4	6	3	3	0	0	2	2	1	1	-8
10 Jadyen Scott	15:03	4-7	0-0	2-2	2	1	3	5	1	10	0	0	1	1	0	-7
22 Malea Williams	26:00	5-9	1-2	0-0	0	4	4	0	0	11	2	2	0	7	0	4
1 Caitlyn Wilson	15:10	3-9	2-7	0-0	0	1	1	1	0	8	1	1	1	0	0	1
3 Jada Scott	05:14	0-1	0-0	0-0	0	1	1	0	0	0	0	0	0	1	0	-3
11 Taziah Jenks	09:38	1-2	1-1	0-0	0	0	0	0	0	3	1	1	1	1	1	-3
0 Dais'Ja Trotter	02:18	0-1	0-1	0-0	0	0	0	2	0	0	0	0	0	0	0	0
Team					0	0	0			0	0	1				
Totals		18-59	7-22	6-7	11	23	34	19	10	49	13	15	7	14	3	-12

Technical Fouls: NONE

Shooting By Period

1st FG% 6-16 37.5%

3PT% 2-5 40.0%

FT% 1-2 50%

2nd FG% 3-15 20.0%

3PT% 1-6 16.7%

FT% 0-0 0%

3rd FG% 4-15 26.7%

3PT% 2-6 33.3%

FT% 0-0 0%

4th FG% 5-13 38.5%

3PT% 2-5 40.0%

FT% 5-5 100%

GM FG% 18-59 30.5%

3PT% 7-22 31.8%

FT% 6-7 85.7%

Dead Ball Rebounds: 4, 2

Wichita St. - 61

Record: 11-3 (1-0)

NO. Name	Min	FG M-A	3P M-A	FT M-A	Rebounds OR DR TOT	Fouls PF FD	TP	AS	TO	ST	Blocks BS BA	+/-
24 Trajatta Colbert	F 33:55	9-16	0-0	6-9	4 4 8	3 7 24	1	1	2	1	3	19
35 Jane Asinde	F 31:39	2-7	0-0	4-6	6 9 15	2 6 8	2	5	4	0	2	6
1 DJ McCarty	G 30:50	6-13	0-0	3-5	1 1 2	3 15 5	4	4	0	3	0	17
10 Curlessia Dean	G 18:14	0-7	0-1	0-0	1 1 2	0 0 0	1	1	0	2	3	0
20 Shamanyah Duncan	G 32:54	2-7	2-3	2-2	0 2 2	2 1 8	2	1	1	0	2	10
3 Ornelia Niankan	19:32	0-0	0-0	1-2	0 4 4	0 1 1	1	0	0	0	0	1
4 Nhug Bosch Duran	11:56	0-1	0-0	0-0	1 1 2	0 0 0	0	3	0	0	1	-6
45 Jeniah Thompson	18:22	1-3	0-0	0-0	1 2 3	0 0 2	1	0	0	0	0	8
23 Daniela Abies	02:38	1-1	0-0	1-2	0 2 2	0 1 3	0	0	0	0	0	0
Team					0 0 0		0	1				
Totals		21-55	2-4	17-26	14 26 40	10 19 61	13	16	11	3	14	12

Technical Fouls: NONE

Shooting By Period

1st FG% 7-14 50.0%

3PT% 1-2 50.0%

FT% 0-0 0%

2nd FG% 4-13 30.8%

3PT% 0-0 0%

FT% 3-6 50%

3rd FG% 4-19 21.1%

3PT% 0-1 0.0%

FT% 3-7 42.9%

4th FG% 6-9 66.7%

3PT% 1-1 100.0%

FT% 11-13 84.6%

GM FG% 21-55 38.2%

3PT% 2-4 50.0%

FT% 17-26 65.4%

Dead Ball Rebounds: 4, 1

	CIN	WSU
Biggest lead	2 (1 <sup>st</sup> 1:57)	16 (4 <sup>th</sup> 1:27)
Best Scoring Run	7 (4 <sup>th</sup> 3:54)	11 (3 <sup>rd</sup> 4:48)
Lead Changes	10	8
Times Tied	4	
Time with Lead	02:57	29:52

Points from Turnovers	CIN	WSU
Paint	18	34
Second Chance	10	8
Fast Breaks	3	9
Bench	32	6

Period by Period Scoring	1st	2nd	3rd	4th	TOT
CIN	15	7	10	17	49
WSU	15	11	11	24	61

GAME  
15

## CINCINNATI 73, TEMPLE 77

Jan. 7, 2023 | Cincinnati, Ohio | Fifth Third Arena

Official Basketball Box Score - Final  
Temple at Cincinnati  
01/07/23 Fifth Third Arena, Cincinnati  
2022-23 Women's BasketballGame Time: 2:00 PM  
Game Duration: 2:01  
Attendance: 784

Officials: Bryan Brunette, John Capolino, Alexis Perez

Temple - 77

Record: 7-8 (2-1)

NO.	Name	Min	FG M-A	3P M-A	FT M-A	Rebounds OR DR TOT	Fouls PF FD	TP	AS	TO	ST	Blocks BS BA	+/-
11	Caranda Perea	F 11:16	0-1	0-0	0-0	0 3 3	2 1 0	0	0	1	0	1 0	8
1	Jasha Clinton	G 32:57	11-21	1-2	5-7	0 2 2	3 5 28	6	3	1	1	1 5	5
2	Aleah Nelson	G 37:23	8-11	4-6	0-0	0 3 3	0 3 20	3	0	0	0	0 0	2
13	Kourtney Wilson	G 01:25	0-1	0-1	0-0	0 0 0	0 0 0	0	0	0	0	0 0	-4
22	Tarrionna Gary	G 15:06	2-6	1-3	0-0	1 2 3	4 0 5	2	1	0	0	0 0	-1
25	Denise Solis	14:52	3-5	0-0	0-0	1 2 3	3 0 6	1	1	1	1	1 0	0
14	Ines Piper	24:29	2-3	0-0	0-0	5 0 5	4 0 4	3	1	1	3	0 5	5
5	Tiarra East	27:54	3-10	1-1	3-3	4 6 10	2 5 10	4	2	0	0	0 1	-1
10	Aniya Gouridine	11:34	0-4	0-0	0-0	0 2 2	1 0 0	1	3	0	0	0 1	-3
42	Brittany Garner	23:04	2-6	0-0	0-0	2 3 5	3 2 4	0	0	2	0	4 2	3
Team						3 1 4		0	0	0	0		
Totals			31:68	7-13	8-10	16 24 40	22 16	77	20	14	4	10 9	4
Technical Fouls:Clinton 4 <sup>th</sup> 0:21													

2022-23 CINCINNATI WOMEN'S BASKETBALL

GAME  
17

CINCINNATI 58, MEMPHIS 78

Jan. 14, 2023 | Cincinnati, Ohio | Fifth Third Arena



Official Basketball Box Score - Final  
**Memphis at Cincinnati**  
01/14/23 Fifth Third Arena, Cincinnati  
2022-23 Women's Basketball

Officials: Norma Jones, Fatou Clissoko-Stephens, Teresa Stuck

Memphis - 78			Record: 10-8 (2-3)											
NO.	Name	Min	FG M-A	3P M-A	FT M-A	Rebounds OR DR TOT	Fouls PF FD	TP	AS	TO	ST	Blocks BS BA	+/-	
1	Hannah Riddick	F 33:25	4-9	0-0	2-3	4 6 10	3 3	10	1	2	1	0 3	19	
34	Destiny Thomas	C 23:12	4-4	0-0	1-3	3 4 7	3 3	9	0	4	1	1 0	7	
2	Madison Griggs	G 35:46	7-12	2-5	3-4	0 2 2	0 3	19	3	4	1	0 0	23	
5	Emani Jefferson	G 17:10	2-3	0-0	4-4	1 1 2	4 3	8	1	2	1	0 0	1	
23	Jamirah Shutes	G 29:52	5-10	1-4	11-14	0 4 4	2 10	22	1	4	2	0 0	17	
11	Tanyuel Welch	11:38	1-3	1-2	0-0	0 0 0	0 0	3	1	0	3	1 0	6	
53	Lanetta Williams	16:54	0-2	0-0	1-2	0 1 1	3 1	1	0	2	1	0 1	15	
0	Destynee Jackson	25:34	3-6	0-2	0-0	1 1 2	2 0	6	1	1	0	1 0	13	
35	Alyyah Green	02:46	0-0	0-0	0-0	0 0 0	1 0	0	0	0	1	0 0	0	
20	Jada Wright	03:43	0-0	0-0	0-0	0 2 2	1 0	0	0	1	0	1 0	-1	
Team						1 2 3		0	2					
Totals		26-49	4-13	22-30	10 23 33	19 23	78	8	22	12	5 3	20		

Technical Fouls: NONE

Cincinnati - 58			Record: 7-10 (0-4)												
NO.	Name	Min	FG M-A	3P M-A	FT M-A	Rebounds OR DR TOT	Fouls PF FD	TP	AS	TO	ST	Blocks BS BA	+/-		
42	Clarissa Craig	C 25:49	4-7	0-0	3-3	1 0 1	2 4	11	0	2	0	1 1	-8		
20	Jillian Hayes	G 36:34	4-13	0-1	2-5	3 5 8	2 6	10	2	6	0	2 2	-22		
23	Mya Jackson	G 35:25	8-15	2-5	0-0	0 1 1	2 0	18	3	3	1	0 0	-16		
33	Sofia Gritzali	G 26:57	1-6	0-0	3-5	1 3 4	2 5	5	1	1	1	0 1	-11		
34	Ariel Jackson	G 10:41	3-6	0-0	0-0	1 0 1	4 0	6	2	3	0	0 1	0		
4	Braylyn Milton	12:00	1-1	0-0	2-2	0 0 0	0 1	4	2	1	0	0 0	-14		
0	Dais'Ja Trotter	05:34	0-1	0-1	0-0	0 3 3	2 0	0	0	3	0	0 0	-6		
22	Malea Williams	07:15	0-1	0-0	2-2	0 3 3	2 1	2	0	1	1	0 0	3		
10	Jadyn Scott	10:41	0-1	0-0	0-0	0 1 1	4 0	0	0	0	0	0 0	-4		
1	Caitlyn Wilson	06:41	0-1	0-1	0-0	0 0 0	0 2	0	0	0	0	0 0	-6		
3	Jada Scott	17:40	1-3	0-0	0-0	0 1 1	1 0	2	0	2	1	0 0	-11		
11	Taziah Jenks	02:47	0-0	0-0	0-0	0 0 0	1 0	0	0	0	0	0 0	-2		
5	Lojain Elfatary	01:56	0-0	0-0	0-0	0 0 0	1 0	0	0	1	0	0 0	-3		
Team						3 0 3		0	1						
Totals			22-55	2-8	12-17	9 17 26	23 19	58	10	24	4	3 5	-20		

Technical Fouls: NONE

	MEM	CIN
Biggest lead	24 (4 <sup>th</sup> 1:38)	2 (1 <sup>st</sup> 9:36)
Best Scoring Run	9 (4 <sup>th</sup> 6:07)	8 (3 <sup>rd</sup> 9:50)
Lead Changes	1	
Times Tied	1	
Time with Lead	37:55	00:22
Points from	MEM	CIN
Turnovers	33	10
Paint	34	36
Second Chance	14	10
Fast Breaks	8	4
Bench	10	8
Period by Period Scoring		
1st	20	10
2nd	10	23
3rd	25	78
4th	14	18
TOT	58	58

GAME  
18

CINCINNATI 53, EAST CAROLINA 61

Jan. 18, 2023 | Greenville, N.C. | Williams Arena at Minges Coliseum



Official Basketball Box Score - Final  
**Cincinnati at East Carolina**  
01/18/23 Minges Coliseum, Greenville  
2022-23 Women's Basketball

Game Time: 6:00 PM  
Game Duration: 1:59  
Attendance: 680

Officials: Denise Brooks, Jeffrey Smith, John Capolino

Cincinnati - 53			Record: 7-11 (0-5)															
NO.	Name	Min	FG M-A	3P M-A	FT M-A	Rebounds OR DR TOT	Fouls PF FD	TP	AS	TO	ST	Blocks BS BA	+/-					
42	Clarissa Craig	C 10:50	0-1	0-0	0-0	1 1 2	2 1	0	0	1	1	0 0	-11					
20	Jillian Hayes	G 36:34	6-13	0-0	3-3	4 4 8	0 6	15	4	1	1	0 1	-8					
23	Mya Jackson	G 10:17	1-2	1-2	0-0	1 1 2	0 1	3	2	1	0	0 1	2					
33	Sofia Gritzali	G 05:35	0-1	0-0	0-0	0 1 1	0 0	0	0	3	0	0 0	-10					
34	Ariel Jackson	G 09:32	1-2	0-0	0-0	0 1 1	2 1	2	1	4	0	0 0	-3					
4	Braylyn Milton	30:35	0-5	0-3	0-0	0 2 2	1 1	0	8	7	1	1 2	9					
11	Taziah Jenks	08:46	1-3	0-2	0-0	1 1 2	1 0	2	0	0	0	0 1	6					
22	Malea Williams	22:34	3-3	0-0	2-2	3 3 6	3 2	8	0	6	0	0 0	4					
10	Jadyn Scott	20:27	4-5	0-0	4-4	1 1 2	3 2	12	0	4	1	1 0	-9					
3	Jada Scott	19:28	0-1	0-0	0-0	0 2 2	1 1	0	0	3	0	0 1	-3					
1	Caitlyn Wilson	20:53	4-11	3-9	0-0	1 1 1	3 1	11	1	2	0	0 1	-7					
0	Dais'Ja Trotter	01:52	0-0	0-0	0-0	0 0 0	0 0	0	0	0	0	0 0	0					
5	Lojain Elfatary	02:37	0-0	0-0	0-0	0 0 0	0 0	0	0	0	0	0 0	-10					
Team						2 2 4		0	1									
Totals			20-47	4-16	9-9	14 19 33	17 16	53	16	33	4	2 7	-8					

Shooting By Period			
1 <sup>st</sup> FG%	8-18	44.4%	
3PT%	1-5	20.0%	
FT%	1-1	100%	
2 <sup>nd</sup> FG%	3-6	50.0%	
3PT%	2-2	100.0%	
FT%	2-2	100%	
3 <sup>rd</sup> FG%	6-13	46.2%	
3PT%	1-5	20.0%	
FT%	0-0	0%	
4 <sup>th</sup> FG%	3-10	30.0%	
3PT%	0-4	0.0%	
FT%	6-6	100%	
GM FG%	20-47	42.6%	
3PT%	4-16	25.0%	
FT%	9-9	100.0%	

Dead Ball Rebounds: 1, 3

Technical Fouls: NONE

East Carolina - 61			Record: 13-6 (4-2)															
NO.	Name	Min	FG M-A	3P M-A	FT M-A	Rebounds OR DR TOT	Fouls PF FD	TP	AS	TO	ST	Blocks BS BA	+/-					
12	Morgan Moseley	F 30:31	0-2	0-1	4-6	2 2 4	3 6	4	2	3	3	1 0	8					
23	Amiya Joyner	F 30:39	8-13	0-0	2-7	6 4 10	3 6	18	3	6	1	0 0	17					
1	Micah Dennis	G 36:09	5-9	2-4	0-0	1 1 2	1 1	12	3	1	1	0 0	12					
5	Jayla Hearp	G 06:17	1-2	0-1	0-0	0 0 0	2 0	2	0	0	0	0 0	0					
22	Danae McNeal	G 40:00	8-19	0-2	2-2	0 2 2	1 1	18	2	2	6	3 1	8					
4	Syria Johnson	28:36	2-6	0-1	3-4	0 0 0	2 2	7	1	1	1	0 0	9					
14	Bobbi Smith	08:56	0-1	0-0	0-0	0 1 1	2 0	0	0	1	0	1 0	-11					
33	Tiara Chambers	03:10	0-0	0-0	0-0	1 0 1	0 0	0	0	1	0	0 0	-4					
0	Alexsia Rose	04:03	0-2	0-0	0-0	0 0 0	0 0	0	1	0	0	0 1	-2					
24	Kimora Jenkins	05:07	0-2	0-1	0-0	1 0 1	1 0	0	0	0	0	0 0	-1					
20	Iyecz Adams	05:04	0-0	0-0	0-0	0 0 0	1 0	0	2	0	1	1 0	4					
31	Brittany Franklin	01:28	0-0	0-0	0-0	0 0 0	0 1	0	0	1	0	0 0	0					
Team						2 1 3		0	0									
Totals			24-56	2-10	11-19	13 11 24	16 17	61	14	16	13	7 2	8					

Shooting By Period			
1 <sup>st</sup> FG%	5-12	41.7%	
3PT%	0-2	0.0%	
FT%	1-2	50%	
2 <sup>nd</sup> FG%	6-18	33.3%	
3PT%	0-2	0.0%	
FT%	1-2	50%	
3 <sup>rd</sup> FG%	8-17	47.1%	
3PT%	1-5	20.0%	
FT%	2-5	40%	
4 <sup>th</sup> FG%	5-9	55.6%	
3PT%	1-1	100.0%	
FT%	7-10	70%	
GM FG%	24-56	42.9%	
3PT%	2-10	20.0%	
FT%	11-19	57.9%	

Technical Fouls:NONE

Dead Ball Fouls:5, 1

Technical Fouls: NONE

	CINCY	ECU
Biggest lead	8 (1 <sup>st</sup> 2:00)	9 (4 <sup>th</sup> 5:20)
Best Scoring Run	13 (1 <sup>st</sup> 2:00)	11 (2 <sup>nd</sup> 6:08)
Lead Changes	8	
Times Tied	8	
Time with Lead	16:22	19:21
Points from	CINCY	ECU
Turnovers	7	30
Paint	22	34
Second Chance	9	16
Fast Breaks	2	16
Bench	33	7
Period by Period Scoring		
1st	18	10
2nd	13	12
3rd	13	53
4th	11	13
TOT	53	61



## CINCINNATI RANKING SUMMARIES - AS OF JAN. 22

Statistic	National Rank	Conference Rank	Value	National Leader	Value	Conference Leader	Value
Assist/Turnover Ratio (350 ranked)	280	9	0.64	Colorado St.	1.83	Tulsa	1.21
Assists Per Game (350 ranked)	232	8	12.1	Oklahoma	21.0	Tulsa	17.3
Blocks Per Game (350 ranked)	16	1	5.2	South Carolina	9.8	Cincinnati	5.2
Field Goal Percentage (350 ranked)	231	7	39.3	UConn	52.2	South Fla.	44.6
Field Goal Percentage Defense (350 ranked)	202	11	40.5	South Carolina	28.7	Tulsa	34.7
Fouls Per Game (350 ranked)	278	9	18.7	Delaware St.	11.7	South Fla.	14.1
Free Throw Attempts Per Game (350 ranked)	74	4	19.33	LSU	26.00	Memphis	23.47
Free Throw Percentage (350 ranked)	183	5	70.1	Gonzaga	80.7	South Fla.	73.7
Free Throws Made Per Game (350 ranked)	80	4	13.56	Western Ill.	18.75	Memphis	15.05
Rebound Margin (350 ranked)	121	7	2.6	South Carolina	22.6	South Fla.	10.2
Rebounds (Defensive) Per Game (350 ranked)	274	9	23.4	Drake	33.5	Tulsa	30.6
Rebounds (Offensive) Per Game (350 ranked)	43	5	14.2	Troy	21.5	UCF	16.5
Rebounds Per Game (349 ranked)	143	8	37.56	South Carolina	51.10	UCF	43.50
Scoring Defense (350 ranked)	165	7	63.3	South Carolina	45.7	East Carolina	53.4
Scoring Margin (349 ranked)	202	9	0.3	South Carolina	37.2	Tulane	13.0
Scoring Offense (350 ranked)	207	9	63.7	LSU	88.2	Tulsa	74.6
Steals Per Game (350 ranked)	151	5	8.2	Niagara	15.3	Houston	13.6
Three Point Attempts Per Game (350 ranked)	321	9	14.3	FGCU	30.4	Tulsa	30.4
Three Point Percentage (350 ranked)	123	5	32.6	Gonzaga	41.2	South Fla.	35.3
Three Point Percentage Defense (350 ranked)	150	8	30.3	South Carolina	22.1	Tulsa	25.4
Three Pointers Per Game (350 ranked)	279	7	4.7	FGCU	11.1	Tulsa	10.1
Turnover Margin (350 ranked)	237	7	-1.17	Niagara	9.59	East Carolina	9.55
Turnovers Forced Per Game (350 ranked)	115	3	17.61	Niagara	29.71	East Carolina	26.55
Turnovers Per Game (350 ranked)	308	11	18.8	Colorado St.	8.5	Tulsa	14.3
Winning Percentage (349 ranked)	252	9	38.9	South Carolina LSU Ohio St.	100.0 100.0 100.0	South Fla.	81.8


Statistic	Player	National Rank	Conference Rank	Value	National Leader	Value	Conference Leader	Value
Assist/Turnover Ratio (250 ranked)					McKenna Hofschild, Colorado St.	4.41	Aerial Wilson, South Fla.	2.38
Assists (150 ranked)					Nika Muhl, UConn	157	Rachel Hakes, Tulane	106
Assists Per Game (250 ranked)					Nika Muhl, UConn	8.7	Rachel Hakes, Tulane	5.3
Blocks (141 ranked)	Jillian Hayes Malea Williams	52 70	2 3	30 27	Brooke Flowers, Saint Louis	83	Temira Poindexter, Tulsa	31
Blocks Per Game (248 ranked)	Jillian Hayes Malea Williams	47 71	1 3	1.67 1.50	Brooke Flowers, Saint Louis	3.95	Jillian Hayes, Cincinnati	1.67
Double Doubles (46 ranked)					Lauren Gustin, BYU Angel Reese, LSU	19 19	Dulcy Fankam Mendjiadeu, South Fla.	16
Field Goal Attempts (148 ranked)					Aneesah Morrow, DePaul	488	Danae McNeal, East Carolina	308
Field Goal Percentage (250 ranked)	Jillian Hayes	211	5	40.7	Mya Berkman, Liberty	72.4	Dulcy Fankam Mendjiadeu, South Fla.	58.8
Field Goals (148 ranked)					Maddy Siegrist, Villanova	223	Dulcy Fankam Mendjiadeu, South Fla.	140
Free Throw Attempts (150 ranked)	Jillian Hayes	75	3	96	Angel Reese, LSU	182	Dulcy Fankam Mendjiadeu, South Fla.	105
Free Throw Percentage (250 ranked)					Brynna Maxwell, Gonzaga	98.1	Rachel Hakes, Tulane	87.7
Free Throws (142 ranked)	Jillian Hayes	120	5	64	Ta'Niya Latson, Florida St.	142	Dulcy Fankam Mendjiadeu, South Fla.	79
Minutes Per Game (150 ranked)					Gabi Vidmar, Cal St. Fullerton	38.57	Aleah Nelson, Temple	36.32
Points (199 ranked)					Maddy Siegrist, Villanova	599	Elena Tsineke, South Fla.	361
Points Per Game (249 ranked)	Jillian Hayes	249	10	13.8	Maddy Siegrist, Villanova	28.5	Elena Tsineke, South Fla.	17.2
Rebounds (149 ranked)	Jillian Hayes	98	5	152	Lauren Gustin, BYU	325	Dulcy Fankam Mendjiadeu, South Fla.	273
Rebounds (Defensive) Per Game (30 ranked)					Lauren Gustin, BYU	11.8	Dulcy Fankam Mendjiadeu, South Fla.	8.5
Rebounds (Offensive) Per Game (30 ranked)					Angel Reese, LSU	6.4	Destiny Thomas, UCF	4.9
Rebounds Per Game (249 ranked)	Jillian Hayes	72	4	8.4	Lauren Gustin, BYU	16.2	Dulcy Fankam Mendjiadeu, South Fla.	12.4
Steals (141 ranked)					Ny'Ceara Pryor, Sacred Heart	76	Danae McNeal, East Carolina	63
Steals Per Game (243 ranked)					Ny'Ceara Pryor, Sacred Heart	4.22	Danae McNeal, East Carolina	3.15
Three Point Attempts (146 ranked)					Sammie Puiasis, South Fla.	181	Sammie Puiasis, South Fla.	181
Three Point Percentage (174 ranked)					Brynna Maxwell, Gonzaga	51.8	Madison Griggs, Memphis	40.8
Three Pointers (147 ranked)					Sammie Puiasis, South Fla.	69	Sammie Puiasis, South Fla.	69
Three Pointers Per Game (250 ranked)					Abbey Hsu, Columbia	3.58	Sammie Puiasis, South Fla.	3.14
Triple Doubles (2 ranked)					Megan McConnell, Duquesne	2		

# O | DAIS'JA TROTTER

Jr. | G | 5-9 | Louisville, Ky. | Seneca High School | Rend Lake College | Days - JUH (Rhymes with Asia) | Twitter: daisjalachelle | IG: daisjatrotter

## SEASON STATISTICS

MIN	PPG	RPG	FG%	3FG%
<b>6.9</b>	<b>2.5</b>	<b>1.4</b>	<b>40.7</b>	<b>42.9</b>



**2022-23:** Converting on 9-21 for 42.9 percent from three this season ... Scored eight points on 2-2 from the field, 1-1 from three and 3-3 from the line in 7 minutes vs. Temple (1/7) ... Recorded a career-high 13 points on 4-6 from the field, 3-5 from three, at Ohio (12/13) ... Connecting on 9-21 for 42.9 percent from three, one of two Bearcats shooting 40.0 or better from behind the arc ... Provided a spark off the bench with a steal at Xavier (12/9) ... Recorded six points on 2-3 from behind the arc and six rebounds vs. Tennessee Tech (11/10) ... One of two transfers (Mya Jackson) and one of six players from within a 100-mile radius (Louisville, Ky.) on the roster.

**2021-22 AT REND LAKE COLLEGE:** Named the Great Rivers Athletic Conference and NJCAA Region XXIV Player of the Year ... Led the NJCAA in points per game, total points and field goals made, averaging 24.4 points per game ... Finished as the program's all-time leading scorer with 1,474 points, breaking a nearly four-decade record established in 1983 ... Named a Second-Team NJCAA All-American, in addition to earning All-Region and All-Conference honors ... Started 29 of 30 games, averaging 24.4 points, 10.3 rebounds, and 2.3 assists per game ... Helped lead the Warriors to a 23-7 record, 11-2 in the GRAC conference ... Tied her career-high 44 points twice, at Shawnee Community College and Olney Central College ... Her #10 Rend Lake jersey is on display at the Women's Basketball Hall of Fame Ring of Honor in Knoxville, Tenn.

**2020-21 AT REND LAKE COLLEGE:** Named a honorable mention NJCAA All-American ... Started all 18 games, recording 19.6 points, 9.7 rebounds and 1.4 assists per game ... Her team-high 19.6 points per game ranked 11th in the NJCAA.

**2019-20 AT REND LAKE COLLEGE:** Appeared in 26 games with 18 starts ... Averaged 15 points, 10.2 rebounds and 1.6 assists per game ... Minutes increased from 25.9 to 29.1 in conference games ... Recorded a collegiate career-high 44 points on 17-25 from the field at Kaskaskia College.

**HIGH SCHOOL/PREP:** 1,000-point scorer at Seneca High School, where she was coached by her mother Latasha Peterson ... Totaled 60 points on 25-33 from the field and 21 rebounds in win over Portland Christian ... Named All-Conference and All-Region in her junior season.

**PERSONAL:** Mother, Latasha, played for Kentucky ... Her brothers, Brandon played four seasons for William Penn College before signing in Australia and Barrye competed in track and field for two seasons at Campbellsville University ... Majoring in criminal justice.

Opponent	Date	GS	MIN	Total		3-Pointers		Free throws		Rebounds				PF	A	TO	BLK	STL	PTS	AVG
				FG-FGA	PCT	3FG-3FGA	PCT	FT-FTA	PCT	OFF	DEF	TOT	AVG							
at Louisville	11/07/2022		12:22	1-4	.250	1-3	.333	0-0	.000	0	2	2	2.0	2	0	1	0	0	3	3.0
Tennessee Tech	11/10/2022		17:09	2-4	.500	2-3	.667	0-0	.000	3	3	6	4.0	1	2	1	0	1	6	4.5
Radford	11/13/2022		12:34	0-2	.000	0-2	.000	1-2	.500	1	0	1	3.0	0	0	0	0	0	1	3.3
Toledo	11/16/2022		04:33	0-0	.000	0-0	.000	0-0	.000	1	0	1	2.5	0	0	0	0	0	0	2.5
at Lindenwood	11/21/2022		09:44	1-3	.333	1-2	.500	0-0	.000	0	1	1	2.2	1	0	0	0	0	3	2.6
UIC	12/04/2022		03:39	0-1	.000	0-0	.000	0-0	.000	0	1	1	2.0	0	0	0	0	0	0	2.2
at Xavier	12/09/2022		02:28	0-1	.000	0-1	.000	0-0	.000	0	0	0	1.7	1	0	1	0	1	0	1.9
at Ohio	12/13/2022		12:17	4-6	.667	3-5	.600	2-2	1.000	0	1	1	1.6	0	1	1	0	0	13	3.3
Southern Ind.	12/18/2022		03:49	1-2	.500	1-2	.500	0-0	.000	0	0	0	1.4	3	0	1	0	0	3	3.2
at Northern Ky.	12/21/2022		02:46	0-0	.000	0-0	.000	0-0	.000	0	1	1	1.4	0	1	1	0	0	0	2.9
at Wichita St.	12/30/2022		02:18	0-1	.000	0-1	.000	0-0	.000	0	0	0	1.3	2	0	0	0	0	0	2.6
Temple	01/07/2023		06:32	2-2	1.000	1-1	1.000	3-3	1.000	0	2	2	1.3	1	0	2	0	0	8	3.1
at SMU	01/10/2023		05:45	0-0	.000	0-0	.000	0-0	.000	0	2	2	1.4	1	0	3	0	0	0	2.8
Memphis	01/14/2023		05:34	0-1	.000	0-1	.000	0-0	.000	0	3	3	1.5	2	0	3	0	0	0	2.6
at East Carolina	01/18/2023		01:52	0-0	.000	0-0	.000	0-0	.000	0	0	0	1.4	0	0	0	0	0	0	2.5
<b>Totals</b>			<b>0 103:22</b>	<b>11-27</b>	<b>.407</b>	<b>9-21</b>	<b>.429</b>	<b>6-7</b>	<b>.857</b>	<b>5</b>	<b>16</b>	<b>21</b>	<b>1.4</b>	<b>14</b>	<b>4</b>	<b>14</b>	<b>0</b>	<b>2</b>	<b>37</b>	<b>2.5</b>

				Field Goals		3-Point		F-Throws		Rebounds								Scoring			
SEASON	TEAM	GP-GS	MIN	AVG	FG-FGA	FG%	3FG-3FGA	3FG%	FT-FTA	FT%	OFF	DEF	TOT	AVG	PF-FO	A	TO	BLK	STL	PTS	AVG
2022-23	UC	15-0	103	6.9	11-27	.407	9-21	.429	6-7	.857	5	16	21	1.4	14-0	4	14	0	2	37	2.5
TOTAL		15-0	103	6.9	11-27	.407	9-21	.429	6-7	.857	5	16	21	1.4	14-0	4	14	0	2	37	2.5

## MISCELLANEOUS STATISTICS

	SEASON	CAREER
Double-Double.....		
10+ Plus Points.....	1	1
20+ Plus Points.....		
5+ Rebounds.....	1	1
5+ Assists.....		
10+ Rebounds.....		
10+ Assists.....		
2+ Blocks.....		
2+ Steals.....		
Led Team in Points.....	1	1
Led Team in Rebounds.....		
Led Team in Assists.....		
Led Team in Blocks.....		
Led Team in Steals.....		

## TROTTER'S HIGHS

<b>POINTS</b>	
Season.....	13 at Ohio, 12/13/22
Conference.....	8 vs. Temple, 1/7/23
Career.....	13 at Ohio, 12/13/22

<b>REBOUNDS</b>	
Season.....	6 vs. Tennessee Tech, 11/10/22
Conference.....	3 vs. Memphis, 1/14/23
Career.....	6 vs. Tennessee Tech, 11/10/22

<b>FG MADE</b>	
Season.....	4 at Ohio, 12/13/22
Conference.....	2 vs. Temple, 1/7/23
Career.....	4 at Ohio, 12/13/22

<b>FG ATTEMPTED</b>	
Season.....	6 at Ohio, 12/13/22
Conference.....	2 vs. Temple, 1/7/23
Career.....	6 at Ohio, 12/13/22

<b>THREE POINT FG MADE</b>	
Season.....	3 at Ohio, 12/13/22
Conference.....	1 vs. Temple, 1/7/23
Career.....	3 at Ohio, 12/13/22

<b>THREE POINT FG ATTEMPTED</b>	
Season.....	5 at Ohio, 12/13/22
Conference.....	1 (3x) last vs. Memphis, 1/14/23
Career.....	5 at Ohio, 12/13/22

<b>FT MADE</b>	
Season.....	3 vs. Temple, 1/7/23
Conference.....	3 vs. Temple, 1/7/23
Career.....	3 vs. Temple, 1/7/23

<b>FT ATTEMPTED</b>	
Season.....	3 vs. Temple, 1/7/23
Conference.....	3 vs. Temple, 1/7/23
Career.....	3 vs. Temple, 1/7/23

<b>ASSISTS</b>	
Season.....	2 vs. Tennessee Tech, 11/10/22
Conference.....	
Career.....	2 vs. Tennessee Tech, 11/10/22

<b>BLOCKS</b>	
Season.....	
Conference.....	
Career.....	

<b>STEALS</b>	
Season.....	1 at Xavier, 12/9/22; vs. Tennessee Tech, 11/10/22
Conference.....	
Career.....	1 at Xavier, 12/9/22; vs. Tennessee Tech, 11/10/22

<b>MINUTES</b>	
Season.....	17 vs. Tennessee Tech, 11/10/22
Conference.....	7 vs. Temple, 1/7/23
Career.....	17 vs. Tennessee Tech, 11/10/22



# 1 | CAITLYN WILSON

Sr. | G | 5-10 | Cordova, Tenn. | Arlington High School | Chipola Junior College | Twitter: c\_will1 | IG: caitlyn.alyce

## SEASON STATISTICS

MIN	PPG	RPG	FG%	3FG%
17.0	5.8	1.2	37.0	38.8

**2022-23:** Ranks ninth in program history with 140 career three-pointers made ... Connecting on 31-80 from three for 38.8 percent ... Finished with 11 points at East Carolina (1/18), her fourth double-digit scoring game of the season ... Turned in 10 points on 3-5 from behind the arc vs. Southern Indiana (12/18) ... Added 12 points on 4-5 from three at Ohio (12/13) ... Scored nine points on 3-6 from three at North Carolina A&T (12/1) ... Scored eight points and added three rebounds at Lindenwood (11/21) ... Totaled nine points and five rebounds vs. Toledo (11/16) ... Recorded a game-high 15 points on 5-7 from behind the arc in 26 minutes vs. Radford (11/13) ... Scored six points on 2-3 from behind the arc vs. Tennessee Tech (11/10) ... Added five points and an assist at Louisville (11/7).

**2021-22:** Played in 28 games with 21 starts, averaging 7.9 points, 2.3 rebounds and 1.0 assists in 23.3 minutes ... Ranked second in the AAC with 2.1 three-point field goals per game and third in total three-point field goals made at 58 ... Posted a season-high 17 points against UCF (1/22) on 5-11 from behind the arc ... Recorded a career-high six rebounds with six points at Tulane (2/13) ... Led the team in points in six games, including four of the first six conference contests.

**2020-21:** Played in 20 games with 11 starts, averaging 9.6 points, 1.3 rebounds and 0.8 assists in 23.3 minutes ... Scored in double figures 10 times with four 20-plus point contests ... Increased her averages to 14.9 points, 1.6 steals and 3.9 three-point field goals made per game after moving into the starting lineup over the final 11 games of the season ... Ranked first in the AAC with 2.55 three-point field goals per game, first with 51 three-point field goals made, second with a 32.3 three-point field goal percentage, second with 158 three-point field goals attempted, and 26th with 9.6 points per game ... Tallied a career-high 23 points on 8-of-13 shooting from the field and 5-of-10 behind the arc against Temple (2/3).

**2019-20 AT CHIPOLA JUNIOR COLLEGE:** Ranked as the No. 5 JUCO player in the Class of 2021 according to All-Star Girls Report ... Started 18 of 27 games played, averaging 13.6 points, 3.2 rebounds, 2.0 steals and 0.9 assists while also averaging 3.4 three-point field goals made per game ... Converted on 37.5 percent from the floor, including 35.0 percent from behind the arc ... Earned All-Panhandle Conference First Team honors ... Scored in double-digits in 17 games, reaching 20 or more points in four times.

Opponent	Date	GS	MIN	Total		3-Pointers		Free throws		Rebounds				PF	A	TO	BLK	STL	PTS	AVG	
				FG-FGA	PCT	3FG-3FGA	PCT	FT-FTA	PCT	OFF	DEF	TOT	AVG								
at Louisville	11/07/2022		11:56	1-3	.333	1-3	.333	2-3	.667	0	0	0	0.0	2	1	1	0	0	5	5.0	
Tennessee Tech	11/10/2022		16:37	2-3	.667	2-3	.667	0-0	.000	0	0	0	0.0	0	0	0	0	1	6	5.5	
Radford	11/13/2022	*	26:28	5-7	.714	5-7	.714	0-0	.000	0	3	3	1.0	0	0	2	1	1	15	8.7	
Toledo	11/16/2022	*	35:38	3-10	.300	2-8	.250	1-2	.500	1	4	5	2.0	1	1	1	0	1	9	8.8	
at Lindenwood	11/21/2022	*	29:01	2-9	.222	2-8	.250	2-2	1.000	1	2	3	2.2	3	0	3	0	2	8	8.6	
vs UT Arlington	11/25/2022		13:23	1-2	.500	1-2	.500	0-0	.000	0	1	1	2.0	0	1	2	0	0	3	7.7	
vs Charlotte	11/26/2022		19:38	2-5	.400	2-5	.400	0-0	.000	1	2	3	2.1	0	1	0	0	0	6	7.4	
at N.C. A&T	12/01/2022		23:54	3-7	.429	3-6	.500	0-0	.000	0	0	0	1.9	3	2	2	0	1	9	7.6	
UIC	12/04/2022		20:37	1-5	.200	1-4	.250	0-0	.000	1	1	2	1.9	1	1	0	0	0	3	7.1	
at Xavier	12/09/2022		11:20	0-5	.000	0-4	.000	0-0	.000	0	0	0	1.7	3	0	0	0	1	0	6.4	
at Ohio	12/13/2022		18:01	4-6	.667	4-5	.800	0-0	.000	1	1	2	1.7	0	1	1	0	0	12	6.9	
Southern Ind.	12/18/2022		15:15	3-5	.600	3-5	.600	1-2	.500	0	0	0	1.6	2	0	0	1	2	10	7.2	
at Northern Ky.	12/21/2022		13:04	0-2	.000	0-2	.000	0-0	.000	0	0	0	1.5	1	0	2	0	0	0	6.6	
at Wichita St.	12/30/2022		15:10	3-9	.333	2-7	.286	0-0	.000	0	1	1	1.4	1	1	1	0	1	8	6.7	
Temple	01/07/2023		02:22	0-0	.000	0-0	.000	0-0	.000	0	0	0	1.3	1	0	0	0	0	0	6.3	
at SMU	01/10/2023		06:26	0-2	.000	0-1	.000	0-0	.000	1	0	1	1.3	0	1	0	0	0	0	5.9	
Memphis	01/14/2023		06:41	0-1	.000	0-1	.000	0-0	.000	0	0	0	1.2	0	0	0	0	0	0	5.5	
at East Carolina	01/18/2023		20:53	4-11	.364	3-9	.333	0-0	.000	1	0	1	1.2	3	1	2	0	0	11	5.8	
Totals			3	306:24	34-92	.370	31-80	.388	6-9	.667	7	15	22	1.2	21	11	17	2	10	105	5.8

			Field Goals		3-Point		F-Throws		Rebounds												Scoring
SEASON TEAM	GP-GS	MIN/AVG	FG-FGA	FG%	3FG-3FGA	3FG%	FT-FTA	FT%	OFF	DEF	TOT	AVG	PF-FO	A	TO	BLK	STL	PTS	AVG		
2020-21 UC	20-11	466/23.3	60-177	.339	51-158	.323	21-28	.750	3	23	26	1.3	40-0	16	35	3	20	192	9.6		
2021-22 UC	28-21	677/24.2	72-238	.303	58-188	.309	18-21	.857	15	48	63	2.3	46-1	27	24	6	18	220	7.9		
2022-23 UC	18-3	306/17.0	34-92	.370	31-80	.388	6-9	.667	7	15	22	1.2	21-0	11	17	2	10	105	5.8		
TOTAL	66-35	1449/22.0	166-507	.327	140-426	.329	45-58	.776	25	86	111	1.7	107-1	54	76	11	48	517	7.8		

## MISCELLANEOUS STATISTICS

	SEASON	CAREER
Double-Double.....		
10+ Plus Points.....	4	22
20+ Plus Points.....		4
5+ Rebounds.....	1	4
5+ Assists.....		
2+ Blocks.....		2
2+ Steals.....	2	10
10+ Rebounds.....		
10+ Assists.....		
Led Team in Points.....	1	9
Led Team in Rebounds.....		2
Led Team in Assists.....		1
Led Team in Blocks.....		1
Led Team in Steals.....		8

## WILSON'S HIGHS

### POINTS

Season.....	15 vs. Radford, 11/13/22
Conference.....	23 vs. Temple, 2/3/21
Career.....	23 vs. Temple, 2/3/21

### REBOUNDS

Season.....	5 vs. Toledo, 11/16/22
Conference.....	6 at Tulane, 2/13/22
Career.....	6 at Tulane, 2/13/22

### FG MADE

Season.....	5 vs. Radford, 11/13/22
Conference.....	8 vs. Temple, 2/3/21
Career.....	8 vs. Temple, 2/3/21

### FG ATTEMPTED

Season.....	11 at East Carolina, 1/18/22
Conference.....	20 at Tulane, 2/7/21
Career.....	20 at Tulane, 2/7/21

### THREE POINT FG MADE

Season.....	5 vs. Radford, 11/13/22
Conference.....	6 at Memphis, 2/10/22; at Tulane, 2/7/22
Career.....	6 at Memphis, 2/10/22; at Tulane, 2/7/22

### THREE POINT FG ATTEMPTED

Season.....	8 at Lindenwood, 11/21/22; vs. Toledo, 11/16/22
Conference.....	17 at Tulane, 2/7/22
Career.....	17 at Tulane, 2/7/22

### FT MADE

Season.....	2 at Lindenwood, 11/21/22; at Louisville, 11/7/22
Conference.....	6 at South Florida, 2/17/22
Career.....	6 at South Florida, 2/17/22

### FT ATTEMPTED

Season.....	3 at Louisville, 11/7/22
Conference.....	6 at South Florida, 2/17/22; vs. Temple, 2/3/21
Career.....	6 at South Florida, 2/17/22; vs. Temple, 2/3/21

### ASSISTS

Season.....	2 at North Carolina A&T, 12/1/22
Conference.....	4 at Memphis, 2/2/22
Career.....	4 at Memphis, 2/2/22

### BLOCKS

Season.....	1 vs. Southern Indiana, 12/18/22; vs. Radford, 11/13/22
Conference.....	2 at East Carolina, 1/16/22; vs. South Florida, 1/5/22
Career.....	2 at East Carolina, 1/16/22; vs. South Florida, 1/5/22

### STEALS

Season.....	2 vs. Southern Indiana, 12/18/22; at Lindenwood, 11/21/22
Conference.....	4 vs. UCF, 3/9/22; vs. Memphis, 3/8/22
Career.....	4 vs. UCF, 3/9/22; vs. Memphis, 3/8/22

### MINUTES

Season.....	35 vs. Toledo, 11/16/22
Conference.....	38 vs. UCF, 3/9/22
Career.....	38 vs. UCF, 3/9/22



# 3 | JADA SCOTT

Sr. | G | 6-1 | Townsend, Ga. | Frederica Academy | Twitter: jadascott03 | IG: jadascott03

## SEASON STATISTICS

MIN	PPG	RPG	APG	FG%
14.2	2.4	2.2	0.4	42.5

**2022-23:** Started seven games this season ... Posted eight rebounds, four points and two blocks at Xavier (12/9) ... Added seven points and two rebounds vs. UT Arlington (11/25) ... Posted three points, two rebounds and two assists at Lindenwood (11/21) ... Totaled six points, four rebounds and two assists in 30 minutes vs. Toledo (11/16) ... Tied a career-high eight points on 4-7 from the field, adding seven rebounds and a career-high three steals in 13 minutes off the bench vs. Radford (11/13) ... Jada and Jadyn Scott are one of 16 sets of twins on a Division One Women's Basketball roster.

**2021-22:** Played in 24 games with three starts, averaging 1.4 points, 1.4 rebounds and 0.4 assists in 8.5 minutes ... Posted a season-high six points against UCF (2/26) ... Totaled two points and a season-best three rebounds at South Florida (2/16) ... Handed out a season-high three assists, in addition to four points and two rebounds against Xavier (12/12).

**2020-21:** Played in 21 games with nine starts, averaging 2.6 points, 2.7 rebounds and 1.0 assists in 19.6 minutes ... Tied a career-high eight points on 3-of-4 from the field against Tulsa (1/6) ... Neared a double-double with seven points and a career-high 11 rebounds at East Carolina (2/24) ... Handed out a career-high four assists to go with six points and two rebounds at Memphis (2/10).

**2019-20:** Played in 18 games with one start, averaging 1.2 points and 0.8 rebounds in 5.9 minutes ... Scored a career-high eight points with two assists in 15 minutes off the bench against Pittsburgh (12/21) ... Had five points, including her first collegiate three-pointer, in four minutes against UConn (2/26) ... Pulled down three rebounds in seven minutes against Alabama A&M (12/17) ... Swiped two steals at Memphis (1/8).

**HIGH SCHOOL/PREP:** Ranked as the 39th-best wing by ESPN ... Brunswick News Coastal Georgia All-Area Second Team ... Earned Georgia Independent School Association (GISA) 3A All-State and All-Region accolades at Frederica Academy.

**PERSONAL:** Her sister, Jadyn, also plays on the team; brother, Tre, played on the Cincinnati men's basketball team, earning 2020 AAC Defensive Player of the Year honors.

Opponent	Date	GS	MIN	Total		3-Pointers		Free throws		Rebounds				PF	A	TO	BLK	STL	PTS	AVG
				FG-FGA	PCT	3FG-3FGA	PCT	FT-FTA	PCT	OFF	DEF	TOT	AVG							
at Louisville	11/07/2022		15:44	0-1	.000	0-0	.000	0-0	.000	0	2	2	2.0	2	0	0	0	0	0.0	
Tennessee Tech	11/10/2022		12:36	0-2	.000	0-0	.000	0-0	.000	0	2	2	2.0	2	0	0	1	0	0.0	
Radford	11/13/2022		12:54	4-7	.571	0-0	.000	0-0	.000	2	5	7	3.7	1	1	0	0	3	8.7	
Toledo	11/16/2022	*	29:45	3-6	.500	0-0	.000	0-0	.000	1	3	4	3.8	3	2	0	0	0	6.3	
at Lindenwood	11/21/2022	*	23:34	1-2	.500	0-0	.000	1-2	.500	0	2	2	3.4	1	2	1	0	1	3.4	
vs UT Arlington	11/25/2022	*	15:43	3-3	1.000	0-0	.000	1-3	.333	1	1	2	3.2	2	0	1	0	0	7.4	
vs Charlotte	11/26/2022	*	14:54	1-2	.500	0-0	.000	0-0	.000	0	0	0	2.7	2	0	0	0	0	2.7	
at N.C. A&T	12/01/2022		07:08	0-2	.000	0-0	.000	0-0	.000	0	1	1	2.5	1	0	0	0	0	3.3	
UIC	12/04/2022		04:30	0-0	.000	0-0	.000	0-0	.000	0	1	1	2.3	1	0	1	0	0	2.9	
at Xavier	12/09/2022	*	21:38	1-6	.167	0-0	.000	2-2	1.000	2	6	8	2.9	2	0	1	2	0	4.3	
at Ohio	12/13/2022	*	11:42	0-0	.000	0-0	.000	0-0	.000	0	2	2	2.8	0	1	0	0	0	2.7	
Southern Ind.	12/18/2022	*	18:50	1-1	1.000	0-0	.000	1-1	1.000	1	1	2	2.8	1	1	1	0	1	3.8	
at Wichita St.	12/30/2022		05:14	0-1	.000	0-0	.000	0-0	.000	0	1	1	2.6	0	0	0	0	1	0.5	
Temple	01/07/2023		07:19	2-3	.667	0-0	.000	1-1	1.000	0	0	0	2.4	1	0	0	0	0	5.7	
at SMU	01/10/2023		02:35	0-0	.000	0-0	.000	0-0	.000	0	1	1	2.3	1	0	0	0	1	0.5	
Memphis	01/14/2023		17:40	1-3	.333	0-0	.000	0-0	.000	0	1	1	2.3	1	0	2	0	1	2.5	
at East Carolina	01/18/2023		19:28	0-1	.000	0-0	.000	0-0	.000	0	2	2	2.2	1	0	3	0	0	0.4	
Totals		7	241:14	17-40	.425	0-0	.000	6-9	.667	7	31	38	2.2	22	7	10	4	7	40	2.4

			Field Goals		3-Point		F-Throws		Rebounds										Scoring		
SEASON	TEAM	GP-GS	MIN	AVG	FG-FGA	FG%	3FG-3FGA	3FG%	FT-FTA	FT%	OFF	DEF	TOT	AVG	PF-FO	A	TO	BLK	STL	PTS	AVG
2019-20	UC	18-1	108	6.0	8-22	.364	1-2	.500	4-6	.667	4	10	14	0.8	23-0	8	8	2	3	21	1.2
2020-21	UC	21-9	412	19.6	25-74	.338	0-3	.000	5-7	.714	21	36	57	2.7	52-2	20	39	5	9	55	2.6
2021-22	UC	24-3	207	8.6	16-36	.444	0-3	.000	2-7	.286	9	24	33	1.4	23-0	9	10	1	5	34	1.4
2022-23	UC	17-7	241	14.2	17-40	.425	0-0	.000	6-9	.667	7	31	38	2.2	22-0	7	10	4	7	40	2.4
TOTAL		80-20	969	12.1	66-172	.384	1-8	.125	17-29	.586	41	101	142	1.8	120-2	44	67	12	24	150	1.9

## MISCELLANEOUS STATISTICS

	SEASON	CAREER
Double-Double.....		
10+ Plus Points .....		
20+ Plus Points .....		
5+ Rebounds .....	2	5
5+ Assists .....		
10+ Rebounds .....		1
10+ Assists .....		
2+ Blocks .....	1	2
2+ Steals .....	1	5
Led Team in Points .....		
Led Team in Rebounds .....		
Led Team in Assists .....		
Led Team in Blocks .....		3
Led Team in Steals .....	2	4

## SCOTT'S HIGHS

### POINTS

Season.....8 vs. Radford, 11/13/22  
Conference ..... 8 vs. Tulsa, 1/6/21  
Career..... 8 [3x] last vs. Radford, 11/13/22

### REBOUNDS

Season.....8 at Xavier, 12/9/22  
Conference ..... 11 at ECU, 2/24/21  
Career..... 11 at ECU, 2/24/21

### FG MADE

Season.....4 vs. Radford, 11/13/22  
Conference ..... 3 [4x] last at UCF, 2/26/22  
Career.....4 vs. Radford, 11/13/22

### FG ATTEMPTED

Season.....7 vs. Radford, 11/13/22  
Conference ..... 7 at East Carolina, 2/24/22; at Temple, 1/13/21  
Career.....7 [3x] last vs. Radford, 11/13/22

### THREE POINT FG MADE

Season.....  
Conference .....1 vs. UConn, 2/26/20  
Career..... 1 vs. UConn, 2/26/20

### THREE POINT FG ATTEMPTED

Season.....  
Conference .....1 [7x] last at UCF, 2/26/22  
Career..... 1 [Bx] last at UCF, 2/26/22

### FT MADE

Season.....2 at Xavier, 12/9/22  
Conference ..... 2 vs. UCF, 2/13/21; vs. Tulsa, 1/6/21  
Career..... 2 [4x] last at Xavier, 12/9/22

### FT ATTEMPTED

Season.....3 vs. UT Arlington, 11/25/22  
Conference ..... 3 vs. UT Arlington, 11/25/22; vs. Tulsa, 1/6/21  
Career..... 3 vs. UT Arlington, 11/25/22; vs. Tulsa, 1/6/21

### ASSISTS

Season.....2 at Lindenwood, 11/21/22; vs. Toledo, 11/16/22  
Conference ..... 4 at Memphis, 2/10/22  
Career..... 4 at Memphis, 2/10/22

### BLOCKS

Season.....2 at Xavier, 12/9/22  
Conference ..... 3 vs. UCF, 3/9/21  
Career..... 3 vs. UCF, 3/9/21

### STEALS

Season.....3 vs. Radford, 11/13/22  
Conference ..... 2 [4x] last at Tulane, 2/13/22  
Career..... 3 vs. Radford, 11/13/22

### MINUTES

Season.....30 vs. Toledo, 11/16/22  
Conference ..... 37 at USF, 2/17/21  
Career..... 37 at USF, 2/17/21





# 4 | BRAYLYN MILTON

So. | G | 5-11 | Charlotte, N.C. | Independence High School | BRAY - Lin | Twitter: braylynmilton | IG: braraayyy

## SEASON STATISTICS

MIN	PPG	RPG	APG	3FG%
26.6	5.7	2.5	2.9	32.4

**2022-23:** Started 13 games this season ... Has come off the bench the last four contests, averaging 3.5 points and 4.0 assists per game ... Led the team in assists in six games this season ... Posted a career-high eight assists at East Carolina (1/18) ... Totaled three points, three steals and two blocks at SMU (1/10) ... Added seven points, three assists and two rebounds off the bench vs. Temple (1/7) ... Filled the stat sheet with a team-high five assists, four points and three rebounds at Wichita State (12/30) ... Posted a career-high four steals, in addition to two points and two rebounds at Northern Kentucky (12/21) ... Turned in her third double-digit game of the season with 12 points and two assists at Ohio (12/13) ... Scored 11 points, three assists and two rebounds at North Carolina A&T (12/1) ... Finished with seven points and three rebounds vs. Charlotte (11/26) ... Recorded a career-high three steals vs. UT Arlington (11/25) ... Tied a career-high eight rebounds vs. Toledo (11/16) ... Erupted for a career-high and game-high 28 points and three rebounds, connecting on 9-12 from the field, 5-5 from three-point range, and 5-6 from the line in 33 minutes at Louisville (11/7) ... The 28 points are the most by a Bearcat since Ilmar'I Thomas had 30 against Memphis on March 8, 2021.

**2021-22:** Named to the AAC All-Freshman Team ... Played in 28 games with 14 starts, averaging 5.4 points, 2.6 rebounds and 1.3 assists in 28 minutes ... Converted on a team-high 38.2 percent from three ... Totaled a career-high 19 points against Ole Miss (12/5) ... Paired three points with a career-high eight rebounds at Marquette (12/22) ... Dished out a career-high seven assists to go with 12 points and two rebounds vs UCF (1/22) ... Named to the AAC All-Academic Team.

**HIGH SCHOOL/PREP:** Named one of the top prospects in North Carolina by Phenom Hoop Report and one of the top three players in Charlotte ... Three-time Southwestern 4A All-Conference and All-Tournament selection and three-time North Carolina All-District 9 honoree ... 2020 Charlotte Observer All-Defensive Team award honoree.

Opponent	Date	GS	MIN	Total		3-Pointers		Free throws		Rebounds				PF	A	TO	BLK	STL	PTS	AVG	
				FG-FGA	PCT	3FG-3FGA	PCT	FT-FTA	PCT	OFF	DEF	TOT	AVG								
at Louisville	11/07/2022	*	33:21	9-12	.750	5-5	1.000	5-6	.833	0	3	3	3.0	3	0	3	0	1	28	28.0	
Tennessee Tech	11/10/2022	*	24:21	1-9	.111	0-4	.000	1-2	.500	1	4	5	4.0	2	2	2	0	0	3	15.5	
Radford	11/13/2022	*	31:34	0-6	.000	0-1	.000	1-2	.500	1	2	3	3.7	3	6	4	0	0	1	10.7	
Toledo	11/16/2022	*	30:31	1-3	.333	1-1	1.000	1-2	.500	2	6	8	4.8	5	1	1	1	0	4	9.0	
vs UT Arlington	11/25/2022	*	31:53	2-9	.222	0-2	.000	0-0	.000	3	3	6	5.0	3	4	6	0	3	4	8.0	
vs Charlotte	11/26/2022	*	28:24	3-6	.500	0-0	.000	1-2	.500	1	2	3	4.7	0	3	1	0	0	7	7.8	
at N.C. A&T	12/01/2022	*	32:21	4-7	.571	1-3	.333	2-2	1.000	0	2	2	4.3	4	3	2	0	1	11	8.3	
UIC	12/04/2022	*	32:56	2-5	.400	1-3	.333	2-2	1.000	0	0	0	3.8	1	0	1	0	1	7	8.1	
at Xavier	12/09/2022	*	23:22	0-1	.000	0-0	.000	0-2	.000	0	2	2	3.6	1	2	0	0	1	0	7.2	
at Ohio	12/13/2022	*	23:00	3-4	.750	2-2	1.000	4-5	.800	0	1	1	3.3	2	2	3	0	0	12	7.7	
Southern Ind.	12/18/2022	*	15:20	0-4	.000	0-2	.000	0-0	.000	0	1	1	3.1	0	4	0	0	2	0	7.0	
at Northern Ky.	12/21/2022	*	27:09	1-10	.100	0-4	.000	0-2	.000	0	2	2	3.0	3	1	1	0	4	2	6.6	
at Wichita St.	12/30/2022	*	30:26	1-9	.111	1-4	.250	1-2	.500	1	2	3	3.0	2	5	3	1	1	4	6.4	
Temple	01/07/2023		27:07	2-6	.333	1-3	.333	2-4	.500	1	1	2	2.9	1	3	0	1	1	7	6.4	
at SMU	01/10/2023		18:11	1-2	.500	0-0	.000	1-1	1.000	0	0	0	2.7	0	3	1	2	3	3	6.2	
Memphis	01/14/2023		12:00	1-1	1.000	0-0	.000	2-2	1.000	0	0	0	2.6	0	2	1	0	0	4	6.1	
at East Carolina	01/18/2023		30:35	0-5	.000	0-3	.000	0-0	.000	0	2	2	2.5	2	8	7	1	1	0	5.7	
Totals			13	452:31	31-99	.313	12-37	.324	23-36	.639	10	33	43	2.5	32	49	36	6	19	97	5.7

			Field Goals		3-Point		F-Throws		Rebounds								Scoring				
SEASON	TEAM	GP-GS	MIN	AVG	FG-FGA	FG%	3FG-3FGA	3FG%	FT-FTA	FT%	OFF	DEF	TOT	AVG	PF-FO	A	TO	BLK	STL	PTS	AVG
2021-22	UC	28-14	695	24.8	51-153	.333	21-55	.382	29-45	.644	19	54	73	2.6	52-0	37	51	7	16	152	5.4
2022-23	UC	17-13	453	26.6	31-99	.313	12-37	.324	23-36	.639	10	33	43	2.5	32-1	49	36	6	19	97	5.7
TOTAL		45-27	1148	25.5	82-252	.325	33-92	.359	52-81	.642	29	87	116	2.6	84-1	86	87	13	35	249	5.5

## MISCELLANEOUS STATISTICS

	SEASON	CAREER
Double-Double.....		
10+ Plus Points.....	3	7
20+ Plus Points.....	1	1
5+ Rebounds.....	3	8
5+ Assists.....	3	5
10+ Rebounds.....		
10+ Assists.....		
2+ Blocks.....	2	2
2+ Steals.....	4	9
Led Team in Points.....	1	3
Led Team in Rebounds.....	1	3
Led Team in Assists.....	6	8
Led Team in Blocks.....	1	2
Led Team in Steals.....	5	8

## MILTON'S HIGHS

### POINTS

Season..... 28 at Louisville, 11/7/22  
Conference..... 12 vs. UCF, 1/22/22  
Career..... 28 at Louisville, 11/7/22

### REBOUNDS

Season..... 8 vs. Toledo, 11/16/22  
Conference..... 7 at East Carolina, 1/16/22  
Career..... 8 vs. Toledo, 11/16/22; at Marquette, 12/22/21

### FG MADE

Season..... 9 at Louisville, 11/7/22  
Conference..... 4 vs. Tulsa, 1/29/22; vs. UCF, 1/22/22  
Career..... 9 at Louisville, 11/7/22

### FG ATTEMPTED

Season..... 12 at Louisville, 11/7/22  
Conference..... 9 at Wichita State, 12/30/22; at Memphis, 2/2/22  
Career..... 12 at Louisville, 11/7/22; vs. Ole Miss, 12/5/21

### THREE POINT FG MADE

Season..... 5 at Louisville, 11/7/22  
Conference..... 3 vs. Tulsa, 1/29/22  
Career..... 5 at Louisville, 11/7/22

### THREE POINT FG ATTEMPTED

Season..... 5 at Louisville, 11/7/22  
Conference..... 5 vs. Tulsa, 1/29/22  
Career..... 6 at Memphis, 2/2/22

### FT MADE

Season..... 5 at Louisville, 11/7/22  
Conference..... 4 vs. Houston, 3/7/22  
Career..... 7 vs. Ole Miss, 12/5/21

### FT ATTEMPTED

Season..... 6 at Louisville, 11/7/22  
Conference..... 4 vs. Temple, 1/7/23; vs. Houston, 3/7/22  
Career..... 8 vs. Ole Miss, 12/5/21

### ASSISTS

Season..... 8 at East Carolina, 1/18/23  
Conference..... 8 at East Carolina, 1/18/23  
Career..... 8 at East Carolina, 1/18/23

### BLOCKS

Season..... 2 at SMU, 1/10/23  
Conference..... 2 at SMU, 1/10/23; at Memphis, 2/2/22  
Career..... 2 at SMU, 1/10/23; at Memphis, 2/2/22

### STEALS

Season..... 4 at Northern Kentucky, 12/21/22  
Conference..... 3 at SMU, 1/10/23  
Career..... 4 at Northern Kentucky, 12/21/22

### MINUTES

Season..... 33 vs. UIC, 12/4/22; at Louisville, 11/7/22  
Conference..... 38 at Temple, 1/26/22  
Career..... 41 vs. NC A&T, 12/19/21

# 5 | LOJAIN ELFATAIRY

So. | G | 5-4 | Giza, Egypt | Smart Village School | Lou - Jine (Rhymes with Rhine) Elf - AH - Tar - EE | Twitter: LogiSamy | IG: logisamyy



## SEASON STATISTICS

MIN	PPG	RPG	SPG	FT%
4.1	0.9	0.9	0.6	100.0

**2022-23:** Recorded career-highs in rebounds and steals, totaling six rebounds and three steals in a season-high 12 minutes at SMU (1/10) ... Scored a career-high six points on 2-3 from the field in five minutes vs. Southern Indiana (12/18) ... Provided a spark off the bench against Ohio (12/13), Toledo (11/16) and Tennessee Tech (11/10) ... One of two international players (Giza, Egypt) on the roster.

**2021-22:** Played in 14 games without a start, averaging 0.5 points, 0.5 rebounds, and 0.6 assists... Posted a career-high three points against SMU (2/9) ... Totaled a career-high two rebounds at Chattanooga (12/25) ... Named to the AAC All-Academic Team.

**HIGH SCHOOL/PREP:** Played at Smart Village School ... Competed for the Egyptian U16 National Team ... Honored with the best three-point shooter award at the African U16 Championship.

Opponent	Date	GS	MIN	Total		3-Pointers		Free throws		Rebounds											
				FG-FGA	PCT	3FG-3FGA	PCT	FT-FTA	PCT	OFF	DEF	TOT	AVG	PF	A	TO	BLK	STL	PTS	AVG	
Tennessee Tech	11/10/2022		01:21	0-1	.000	0-1	.000	0-0	.000	0	0	0	0.0	0	0	0	0	0	0	0.0	
Toledo	11/16/2022		02:25	0-0	.000	0-0	.000	0-0	.000	0	0	0	0.0	0	0	1	0	0	0	0.0	
at Ohio	12/13/2022		03:22	0-3	.000	0-3	.000	0-0	.000	0	0	0	0.0	1	0	0	0	0	0	0.0	
Southern Ind.	12/18/2022		04:57	2-3	.667	0-1	.000	2-2	1.000	0	0	0	0.0	0	0	0	0	1	6	1.5	
at SMU	01/10/2023		12:14	0-3	.000	0-2	.000	0-0	.000	0	6	6	1.2	1	1	2	0	3	0	1.2	
Memphis	01/14/2023		01:56	0-0	.000	0-0	.000	0-0	.000	0	0	0	1.0	1	0	1	0	0	0	1.0	
at East Carolina	01/18/2023		02:37	0-0	.000	0-0	.000	0-0	.000	0	0	0	0.9	0	0	0	0	0	0	0.9	
Totals		0	28:52	2-10	.200	0-7	.000	2-2	1.000	0	6	6	0.9	3	1	4	0	4	6	0.9	

SEASON TEAM	GP-GS	MIN/AVG	Field Goals		3-Point		F-Throws		Rebounds				Scoring						
			FG-FGA	FG%	3FG-3FGA	3FG%	FT-FTA	FT%	OFF	DEF	TOT	AVG	PF-FO	A	TO	BLK	STL	PTS	AVG
2021-22 UC	14-0	74/5.3	1-14	.071	1-11	.091	4-6	.667	0	7	7	0.5	7-0	8	7	0	1	7	0.5
2022-23 UC	7-0	29/4.1	2-10	.200	0-7	.000	2-2	1.000	0	6	6	0.9	3-0	1	4	0	4	6	0.9
<b>TOTAL</b>	<b>21-0</b>	<b>103/4.9</b>	<b>3-24</b>	<b>.125</b>	<b>1-18</b>	<b>.056</b>	<b>6-8</b>	<b>.750</b>	<b>0</b>	<b>13</b>	<b>13</b>	<b>0.6</b>	<b>10-0</b>	<b>9</b>	<b>11</b>	<b>0</b>	<b>5</b>	<b>13</b>	<b>0.6</b>

## MISCELLANEOUS STATISTICS

	SEASON	CAREER
Double-Double.....		
10+ Plus Points.....		
20+ Plus Points.....		
5+ Rebounds.....	1	1
5+ Assists.....		
10+ Rebounds.....		
10+ Assists.....		
2+ Blocks.....		
2+ Steals.....	1	1
Led Team in Points.....		
Led Team in Rebounds.....		
Led Team in Assists.....		
Led Team in Blocks.....		
Led Team in Steals.....	1	2

## ELFATAIRY'S HIGHS

### POINTS

Season.....6 vs. Southern Indiana, 12/18/22  
Conference.....3 vs. SMU, 2/9/22  
Career.....6 vs. Southern Indiana, 12/18/22

### REBOUNDS

Season.....6 at SMU, 1/10/23  
Conference.....6 at SMU, 1/10/23  
Career.....6 at SMU, 1/10/23

### FG MADE

Season.....2 vs. Southern Indiana, 12/18/22  
Conference.....1 vs. SMU, 2/9/22  
Career.....2 vs. Southern Indiana, 12/18/22

### FG ATTEMPTED

Season.....3 (3x) last at SMU, 1/10/23  
Conference.....3 at SMU, 1/10/23  
Career.....4 at Ohio State, 11/27/21

### THREE POINT FG MADE

Season.....  
Conference.....1 vs. SMU, 2/9/22  
Career.....1 vs. SMU, 2/9/22

### THREE POINT FG ATTEMPTED

Season.....3 at Ohio, 12/13/22  
Conference.....2 at SMU, 1/10/23  
Career.....3 at Ohio, 12/13/22; at Ohio State, 11/27/21

### FT MADE

Season.....2 vs. Southern Indiana, 12/18/22  
Conference.....2 at UCF, 2/26/22  
Career.....2 (3x) last vs. Southern Indiana, 12/18/22

### FT ATTEMPTED

Season.....2 vs. Southern Indiana, 12/18/22  
Conference.....2 at UCF, 2/26/22  
Career.....2 (4x) last vs. Southern Indiana, 12/18/22

### ASSISTS

Season.....1 at SMU, 1/10/23  
Conference.....1 (4x) last at SMU, 1/10/23  
Career.....2 at Xavier, 12/12/21; vs. Central Michigan, 12/1/21

### BLOCKS

Season.....  
Conference.....  
Career.....

### STEALS

Season.....3 at SMU, 1/10/23  
Conference.....3 at SMU, 1/10/23  
Career.....3 at SMU, 1/10/23

### MINUTES

Season.....12 at SMU, 1/10/23  
Conference.....12 at SMU, 1/10/23  
Career.....12 at SMU, 1/10/23; vs. Central Michigan, 12/1/21

# 10 | JADYN SCOTT

Sr. | F | 6-2 | Townsend, Ga. | Frederica Academy | JAY - Din | Twitter: jadynscott10 | IG: jadynscott10

SEASON STATISTICS

MIN	PPG	RPG	FG%	FT%
14.5	4.1	2.7	46.6	70.4



**2022-23:** Started eight games this season, including two of the last four games ... Finished with a season-high 12 points and two rebounds on 4-5 from the field and 4-4 from the line in 20 minutes at East Carolina (1/18) ... Posted six points, four rebounds and an assist in 10 minutes vs. Temple (1/7) ... Turned in a season-high 10 points, her sixth career double-digit game, and three rebounds at Wichita State (12/30) ... Posted six points and four rebounds at Northern Kentucky (12/21) ... Recorded six points and three rebounds at Ohio (12/13) ... Posted five points, four rebounds and two assists at Xavier (12/9) ... Turned in a season-high eight points, seven of which came in the first half, and five rebounds in 26 minutes at Lindenwood (11/21) ... Jady and Jada Scott are one of 16 sets of twins on a Division One Women's Basketball roster ... One of three team captains (Mya Jackson, Jillian Hayes).

**2021-22:** Played in 27 games with 12 starts, averaging 4.4 points, 2.7 rebounds and 0.7 assists in 14.9 minutes ... Shot 37.4 percent (44 of 89) from the floor ... Scored in double figures twice... Posted a career-high 13 points on 3-of-7 from the field with four rebounds and three assists at Houston (1/19) ... Totaled a career-high nine rebounds against Ohio (11/6) ... Named to the AAC All-Academic Team.

**2020-21:** Played in 23 games with five starts, averaging 3.7 points, 2.8 rebounds and 1.0 assists in 18.9 minutes ... Converted on .446 percent from the floor ... Scored in double figures in three games ... Notched 11 points on 5-of-7 from the field with three assists vs. East Carolina (12/20) ... Posted 11 points on 4-of-7 from the field with three rebounds and two assists vs. Houston (2/20) ... Tallied 10 points with a season-high seven rebounds vs. Tulane (1/9) ... Totaled three or more rebounds in 12 games ... Named to the AAC All-Academic Team.

**2019-20:** Played in 23 games as a reserve, averaging 1.5 points and 1.2 rebounds in 7.7 minutes ... Scored a season-high six points with two rebounds in 14 minutes against Xavier (12/14) ... Posted five points with a block and a steal in seven minutes against UConn (2/26) ... Pulled down a season-best six rebounds with two blocks and two assists in 16 minutes against Alabama A&M (12/17) ... Named to the AAC All-Academic Team.

**HIGH SCHOOL/PREP:** Ranked as the 33rd-best wing prospect by ESPN and 248th nationally by All-Star Girls Report ... GISA 2-3A All-Region selection.

Opponent	Date	GS	MIN	Total		3-Pointers		Free throws		Rebounds				PF	A	TO	BLK	STL	PTS	AVG	
				FG-FGA	PCT	3FG-3FGA	PCT	FT-FTA	PCT	OFF	DEF	TOT	AVG								
at Louisville	11/07/2022	*	22:28	1-4	.250	0-0	.000	0-0	.000	1	2	3	3.0	1	0	0	0	2	2.0		
Tennessee Tech	11/10/2022	*	12:16	2-3	.667	0-0	.000	0-0	.000	1	1	2	2.5	2	0	1	1	0	4	3.0	
Radford	11/13/2022	*	12:32	0-3	.000	0-0	.000	0-0	.000	1	3	4	3.0	3	0	1	0	1	0	2.0	
Toledo	11/16/2022		11:42	1-1	1.000	0-0	.000	1-2	.500	0	2	2	2.8	5	1	1	0	2	3	2.3	
at Lindenwood	11/21/2022	*	26:16	2-6	.333	0-0	.000	4-6	.667	3	2	5	3.2	1	0	1	0	0	8	3.4	
vs UT Arlington	11/25/2022	*	10:05	1-1	1.000	0-0	.000	0-0	.000	0	0	0	2.7	4	0	1	0	0	2	3.2	
vs Charlotte	11/26/2022	*	13:26	1-3	.333	0-0	.000	0-0	.000	1	1	2	2.6	0	0	0	0	0	2	3.0	
at N.C. A&T	12/01/2022		06:36	1-1	1.000	0-0	.000	0-0	.000	0	1	1	2.4	2	1	0	0	0	2	2.9	
UIC	12/04/2022		05:47	0-1	.000	0-0	.000	0-0	.000	0	0	0	2.1	1	0	0	0	0	0	2.6	
at Xavier	12/09/2022		22:49	1-4	.250	0-0	.000	3-4	.750	0	4	4	2.3	3	2	2	0	2	5	2.8	
at Ohio	12/13/2022		15:08	3-3	1.000	0-0	.000	0-0	.000	1	2	3	2.4	2	2	0	0	1	6	3.1	
Southern Ind.	12/18/2022		12:04	1-4	.250	0-0	.000	0-2	.000	2	2	4	2.5	1	0	0	1	0	2	3.0	
at Northern Ky.	12/21/2022		18:60	2-2	1.000	0-0	.000	2-2	1.000	2	2	4	2.6	0	1	2	0	0	6	3.2	
at Wichita St.	12/30/2022		15:03	4-7	.571	0-0	.000	2-2	1.000	2	1	3	2.6	5	0	0	1	1	10	3.7	
Temple	01/07/2023	*	10:22	2-5	.400	0-0	.000	2-4	.500	1	3	4	2.7	2	1	1	0	0	6	3.9	
at SMU	01/10/2023	*	15:02	1-4	.250	0-0	.000	1-1	1.000	2	2	4	2.8	1	0	3	0	1	3	3.8	
Memphis	01/14/2023		10:41	0-1	.000	0-0	.000	0-0	.000	0	1	1	2.7	4	0	0	0	0	0	3.6	
at East Carolina	01/18/2023		20:27	4-5	.800	0-0	.000	4-4	1.000	1	1	2	2.7	3	0	4	1	1	12	4.1	
Totals			8	261:43	27-58	.466	0-0	.000	19-27	.704	18	30	48	2.7	40	8	18	4	9	73	4.1

Field Goals																3-Point		F-Throws		Rebounds								Scoring	
SEASON	TEAM	GP-GS	MIN/AVG	FG-FGA	FG%	3FG-3FGA	3FG%	FT-FTA	FT%	OFF	DEF	TOT	AVG	PF-FO	A	TO	BLK	STL	PTS	AVG									
2019-20	UC	23-0	176/7.6	15-40	.375	0-0	.000	5-7	.714	10	17	27	1.2	29-0	3	14	8	4	35	1.5									
2020-21	UC	23-5	435/18.9	33-74	.446	0-0	.000	19-29	.655	31	33	64	2.8	41-0	23	31	12	15	85	3.7									
2021-22	UC	27-12	401/14.9	44-89	.494	0-0	.000	32-40	.800	31	41	72	2.7	46-0	19	21	15	8	120	4.4									
2022-23	UC	18-8	262/14.5	27-58	.466	0-0	.000	19-27	.704	18	30	48	2.7	40-2	8	18	4	9	73	4.1									
TOTAL		91-25	1274/14.0	119-261	.456	0-0	.000	75-103	.728	90	121	211	2.3	156-2	53	84	39	36	313	3.4									

MISCELLANEOUS STATISTICS

	SEASON	CAREER
Double-Double.....		
10+ Plus Points.....	2	7
20+ Plus Points.....		
5+ Rebounds.....	1	8
5+ Assists.....		
10+ Rebounds.....		
10+ Assists.....		
2+ Blocks.....		8
2+ Steals.....	2	9
Led Team in Points.....		
Led Team in Rebounds.....		1
Led Team in Assists.....		
Led Team in Blocks.....	1	13
Led Team in Steals.....	2	8

SCOTT'S HIGHS

POINTS

Season..... 12 at East Carolina, 1/18/23  
Conference..... 13 at Houston, 1/19/22  
Career..... 13 at Houston, 1/19/22

REBOUNDS

Season..... 5 at Lindenwood, 11/21/22  
Conference..... 7 vs. Tulane, 1/9/20  
Career..... 9 vs. Ohio, 11/16/21

FG MADE

Season..... 4 at East Carolina, 1/18/23; at Wichita State, 12/30/22  
Conference..... 5 vs. East Carolina, 12/20/20  
Career..... 5 vs. East Carolina, 12/20/20

FG ATTEMPTED

Season..... 7 at Wichita State, 12/30/22  
Conference..... 7 (4x) last at Wichita State, 12/30/22  
Career..... 7 (5x) last at Wichita State, 12/30/22

THREE POINT FG MADE

Season.....  
Conference.....  
Career.....

THREE POINT FG ATTEMPTED

Season.....  
Conference.....  
Career.....

FT MADE

Season..... 4 at East Carolina, 1/18/23; at Lindenwood, 11/21/22  
Conference..... 7 at Houston, 1/19/22  
Career..... 7 at Houston, 1/19/22

FT ATTEMPTED

Season..... 6 at Lindenwood, 11/21/22  
Conference..... 8 at Houston, 1/19/22  
Career..... 8 at Houston, 1/19/22

ASSISTS

Season..... 2 at Ohio, 12/13/22; at Xavier, 12/9/22  
Conference..... 3 (4x) last at Houston, 1/19/22  
Career..... 4 at Utah, 11/19/21

BLOCKS

Season..... 1 (4x) last at East Carolina, 1/18/23  
Conference..... 3 at South Florida, 2/16/22; at Memphis, 2/2/22  
Career..... 3 at South Florida, 2/16/22; at Memphis, 2/2/22

STEALS

Season..... 2 at Xavier, 12/9/22; vs. Toledo, 11/16/22  
Conference..... 2 (6x) last at South Florida, 2/16/22  
Career..... 2 (9x) last at Xavier, 12/9/22

MINUTES

Season..... 26 at Lindenwood, 11/21/22  
Conference..... 37 vs. East Carolina, 12/20/20  
Career..... 37 vs. East Carolina, 12/20/20

# 11 | TAZIAH JENKS

R-So. | F | 6-0 | Louisville, Ky. | Mercy Academy | West Virginia | Tuh - ZYE - Uh (Rhymes with Rye) | Twitter: TaziahJ | IG: taziah.jenks

## SEASON STATISTICS

MIN	PPG	RPG	APG	3FG%
9.9	1.9	1.7	0.5	40.0



**2022-23:** Started four games this season ... Provided a spark with two points and two rebounds in nine minutes at East Carolina (1/18) ... Added a career-high seven rebounds and five points vs. Southern Indiana (12/18) ... Scored five points on 2-3 from the field at Ohio (12/13) ... Posted three points and three rebounds at Xavier (12/9) ... Scored the first four points of the game, finishing with a season-high six points and a team-high two steals at North Carolina A&T (12/1) ... After missing the last four games with injury, Jenks saw action vs. UT Arlington (11/25) and Charlotte (11/26) ... Recorded two points, three rebounds and two blocks vs. Charlotte (11/26) ... Started the season-opener at Louisville (11/7) after battling back from a torn ACL suffered last season against Ohio State (11/27/21) ... One of six players from within a 100-mile radius (Louisville, Ky.) on the roster.

**2021-22:** Played in six games with two starts, averaging 7.5 points, 3.2 rebounds, and 1.3 assists ... Posted a season-high 14 points on 6-10 from the field at Utah (11/19) ... Recorded a career-high six rebounds against Alabama A&M (11/10) ... Scored double digit points in three games before missing the rest of the season with injury ... Named to the AAC All-Academic Team.

**2020-21 AT WEST VIRGINIA:** Played in seven games, recording 1.4 points, 0.4 rebounds and 0.2 assists per game... Totaled a season-high seven points, two rebounds and an assist in nine minutes in the Big 12 Championship against Baylor.

**HIGH SCHOOL/PREP:** Four-star recruit coming out of Mercy Academy.... Ranked as the 29th-best wing by ESPN and 123rd nationally, 27th-best shooting guard by Collegiate Girls Basketball Report.

Opponent	Date	GS	MIN	Total		3-Pointers		Free throws		Rebounds				PF	A	TO	BLK	STL	PTS	AVG
				FG-FGA	PCT	3FG-3FGA	PCT	FT-FTA	PCT	OFF	DEF	TOT	AVG							
at Louisville	11/07/2022	*	12:55	0-2	.000	0-0	.000	0-0	.000	0	0	0	0.0	0	0	1	0	0	0.0	
vs UT Arlington	11/25/2022		01:40	0-0	.000	0-0	.000	0-0	.000	0	0	0	0.0	2	0	1	0	0	0.0	
vs Charlotte	11/26/2022		09:29	1-2	.500	0-0	.000	0-0	.000	1	2	3	1.0	1	0	1	2	0	2	0.7
at N.C. A&T	12/01/2022	*	14:08	2-5	.400	1-2	.500	1-2	.500	0	0	0	0.8	2	0	2	0	2	6	2.0
UIC	12/04/2022	*	17:18	0-3	.000	0-0	.000	0-2	.000	3	1	4	1.4	1	2	2	0	0	0	1.6
at Xavier	12/09/2022		14:02	1-4	.250	1-2	.500	0-2	.000	0	3	3	1.7	0	0	2	0	0	3	1.8
at Ohio	12/13/2022		12:16	2-3	.667	1-2	.500	0-0	.000	1	0	1	1.6	2	1	1	0	1	5	2.3
Southern Ind.	12/18/2022		17:14	1-7	.143	0-2	.000	3-4	.750	4	3	7	2.3	2	2	1	1	0	5	2.6
at Northern Ky.	12/21/2022	*	08:12	0-3	.000	0-1	.000	0-0	.000	2	1	3	2.3	1	1	1	0	0	0	2.3
at Wichita St.	12/30/2022		09:38	1-2	.500	1-1	1.000	0-0	.000	0	0	0	2.1	0	1	1	1	1	3	2.4
Temple	01/07/2023		05:42	0-0	.000	0-0	.000	0-0	.000	0	1	1	2.0	0	0	0	0	0	0	2.2
at SMU	01/10/2023		04:08	0-0	.000	0-0	.000	0-0	.000	0	0	0	1.8	1	0	1	0	0	0	2.0
Memphis	01/14/2023		02:47	0-0	.000	0-0	.000	0-0	.000	0	0	0	1.7	1	0	0	0	0	0	1.8
at East Carolina	01/18/2023		08:46	1-3	.333	0-2	.000	0-0	.000	1	1	2	1.7	1	0	0	0	0	2	1.9
Totals		4	138:15	9-34	.265	4-12	.333	4-10	.400	12	12	24	1.7	14	7	14	4	4	26	1.9

SEASON	TEAM	GP-GS	MIN/AVG	Field Goals		3-Point		F-Throws		Rebounds				Scoring						
				FG-FGA	FG%	3FG-3FGA	3FG%	FT-FTA	FT%	OFF	DEF	TOT	AVG	PF-FO	A	TO	BLK	STL	PTS	AVG
2020-21	WVU	8-0	25/3.1	4-8	.500	0-0	.000	1-2	.500	1	1	2	0.3	1-0	1	1	0	0	9	1.1
2021-22	UC	6-2	115/19.2	17-44	.386	3-9	.333	8-15	.533	12	7	19	3.2	10-0	8	12	3	4	45	7.5
2022-23	UC	14-4	138/9.9	9-34	.265	4-12	.333	4-10	.400	12	12	24	1.7	14-0	7	14	4	4	26	1.9
<b>TOTAL FOR UC</b>		<b>20-6</b>	<b>253/12.7</b>	<b>26-78</b>	<b>.333</b>	<b>7-21</b>	<b>.333</b>	<b>12-25</b>	<b>.480</b>	<b>24</b>	<b>19</b>	<b>43</b>	<b>2.2</b>	<b>24-0</b>	<b>15</b>	<b>26</b>	<b>7</b>	<b>8</b>	<b>71</b>	<b>3.6</b>
<b>TOTAL</b>		<b>28-6</b>	<b>278/9.9</b>	<b>30-86</b>	<b>.349</b>	<b>7-21</b>	<b>.333</b>	<b>13-27</b>	<b>.481</b>	<b>25</b>	<b>20</b>	<b>45</b>	<b>1.6</b>	<b>25-0</b>	<b>16</b>	<b>27</b>	<b>7</b>	<b>8</b>	<b>80</b>	<b>2.9</b>

## MISCELLANEOUS STATISTICS

	SEASON	CAREER
Double-Double.....		
10+ Plus Points .....		3
20+ Plus Points .....		
5+ Rebounds .....	1	4
5+ Assists .....		
10+ Rebounds .....		
10+ Assists .....		
2+ Blocks .....	1	1
2+ Steals .....	1	2
Led Team in Points .....		1
Led Team in Rebounds.....		1
Led Team in Assists .....		
Led Team in Blocks.....	1	2
Led Team in Steals.....	1	1
*At West Virginia (Big 12)		

## JENKS' HIGHS

<b>POINTS</b>	
Season.....	6 at North Carolina A&T, 12/1/22
Conference .....	7 at Baylor, 3/8/21*
Career .....	14 at Utah, 11/19/21

<b>REBOUNDS</b>	
Season.....	7 vs. Southern Indiana, 12/18/22
Conference .....	2 at East Carolina, 1/18/23; at Baylor, 3/8/21*
Career .....	7 vs. Southern Indiana, 12/18/22

<b>FG MADE</b>	
Season.....	2 at Ohio, 12/13/22; at North Carolina A&T, 12/1/22
Conference .....	3 at Baylor, 3/8/21*
Career .....	6 at Utah, 11/19/21

<b>FG ATTEMPTED</b>	
Season.....	7 vs. Southern Indiana, 12/18/22
Conference .....	4 at Baylor, 3/8/21*
Career .....	12 vs. Bellarmine, 11/12/21

<b>THREE POINT FG MADE</b>	
Season.....	1 (4x) last at Wichita State, 12/30/22
Conference .....	1 at Wichita State, 12/30/22
Career .....	1 (7x) last at Wichita State, 12/30/22

<b>THREE POINT FG ATTEMPTED</b>	
Season.....	2 (5x) last at East Carolina, 1/18/23
Conference .....	2 at East Carolina, 1/18/23
Career .....	3 vs. Bellarmine, 11/12/21

<b>FT MADE</b>	
Season.....	3 vs. Southern Indiana, 12/18/22
Conference .....	1 at Baylor, 3/8/21*
Career .....	5 vs. Alabama A&M, 11/10/21

<b>FT ATTEMPTED</b>	
Season.....	4 vs. Southern Indiana, 12/18/22
Conference .....	2 at Baylor, 3/8/21*
Career .....	9 vs. Alabama A&M, 11/10/21

<b>ASSISTS</b>	
Season.....	2 vs. Southern Indiana, 12/18/22; vs. UIC, 12/4/22
Conference .....	1 at Wichita State, 12/30/22; at Baylor, 3/8/21*
Career .....	3 vs. Bellarmine, 11/12/21

<b>BLOCKS</b>	
Season.....	2 vs. Charlotte, 11/26/22
Conference .....	1 at Wichita State, 12/30/22
Career .....	2 vs. Charlotte, 11/26/22

<b>STEALS</b>	
Season.....	2 at North Carolina A&T, 12/1/22
Conference .....	1 at Wichita State, 12/30/22
Career .....	3 vs. Bellarmine, 11/12/21

<b>MINUTES</b>	
Season.....	17 vs. Southern Indiana, 12/18/22; vs. UIC, 12/4/22
Conference .....	10 at Wichita State, 12/30/22
Career .....	29 vs. Bellarmine, 11/12/21
*At West Virginia (Big 12)	



# 20 | JILLIAN HAYES

Jr. | G | 6-1 | Cincinnati, Ohio | Loveland High School | Twitter: jillianhayess | IG: jillianhayes

SEASON STATISTICS				
MIN	PPG	RPG	BPG	FG%
30.8	13.8	8.4	1.7	40.7



**2022-23:** One of two Bearcats to start every game ... Her 1.7 blocks per game ranks first in the conference and 47th nationally as of Jan. 22 ... Her 98 free throw attempts ranks third in the conference and 75th nationally as of Jan. 22 ... Scored in double-figures in 16 games, including 12 straight games from 11/10-12/21 ... Played season-high minutes in both of the last two games (vs. Memphis; at ECU) ... Turned in 15 points, eight rebounds and four assists at East Carolina (1/18) ... Posted her fifth double-double of the season on 10 points and 10 rebounds at SMU (1/10) ... Named to consecutive AAC Weekly Honor Rolls on Nov. 28 and Dec. 5 ... Turned in 18 points and 11 rebounds, in addition to five steals and three blocks at Xavier (12/9) ... Scored 20 points, six rebounds, five assists vs. UIC (12/4) ... Recorded her third double-double in four games with 18 points and a career-high 14 rebounds vs. UT Arlington (11/25) ... Led the team with 18 points and 10 rebounds at Lindenwood (11/21) ... Finished with 21 points, team-high eight rebounds and two blocks vs. Toledo (11/16) ... Recorded a game-high 19 points, 15 of which came in the first half, in addition to nine rebounds and three assists vs. Tennessee Tech (11/10) ... Named to the American Preseason All-Conference Second Team ... One of two players from Cincinnati (Clarissa Craig) and one of six from within a 100-mile radius (Cincinnati, Ohio) on the roster ... One of three team captains (Mya Jackson, Jady Scott).

**2021-22:** Started all 28 games, averaging 11.5 points, 6.8 rebounds, 2.8 assists, 2.2 steals and 1.3 blocks in 31.2 minutes... Led the team in total points (321), rebounds (190), steals (62) and blocks (36) ... Ranked 10th in defensive rebounds (5.0), 13th in minutes played (31.3) and 16th in points (11.5) and assists (2.8) per game in the AAC ... Averages increased to 12.1 points and 7.0 rebounds per game in AAC play, which ranked second and first among conference sophomores, respectively ... Finished in double figures in 16 games, including 10 conference contests ... Totaled all three of her career double-doubles occurred against Wichita State (1/13) and back-to-back against Temple (1/26) and Tulsa (1/29) ... Posted a career-high 23 points on 9-of-15 shooting with five rebounds against Central Mich. (12/01) ... Tied a career-high 11 rebounds, in addition to 14 points and five assists vs. Tulsa (1/29) ... Notched 11 points and a season-high seven steals at Marquette (12/22) ... Named to the AAC All-Academic Team.

**2020-21:** Named to AAC All-Freshman Team ... Played in 24 games with 20 starts, averaging 7.6 points, 5.3 rebounds, 2.7 assists, 1.4 steals and 1.1 blocks in 32.2 minutes ... Led the team with 34 steals and ranked third with 5.6 rebounds and fourth with 7.6 points per game ... Ranked first among conference freshman in blocks (1.1), second in defensive rebounds (4.4), third in minutes played (32.3) and assists per game (2.7) ... Scored a season-high 20 points on 9-of-16 shooting with four rebounds at Temple (1/13) ... Pulled down a season-high nine rebounds to go with eight points and three steals against Tulsa (1/6) ... Neared a triple-double with seven points, seven rebounds and eight assists vs. Temple (2/3) ... Dished a career-high nine assists vs. UCF (2/13) ... Named to the AAC All-Academic Team.

**HIGH SCHOOL/PREP:** Ranked 116th nationally in the 2020 class by Collegiate Girls Basketball Report ... Four-star recruit by Prospects Nation ... Averaged 18.3 points, 9.6 rebounds, 3.1 steals, 2.0 assists as a senior at Loveland High School ... Named Eastern Cincinnati Conference Co-Player of the Year ... Totaled the most career points (1,412) and career rebounds (778) in school history.

**PERSONAL:** Her father, Jonathan, was a former NFL player with the Kansas City Chiefs (1985-1993) and Pittsburgh Steelers (1994-1996), assistant coach with the Cincinnati Bengals (2003-18) and recent head coach for the XFL's St. Louis BattleHawks (2020); mother, Kristi, was the 1995 Missouri Valley Conference Women's Basketball Player of the Year at Drake; and brother, Jaxson, played at Texas and was the eighth overall pick in the 2019 NBA Draft by the Atlanta Hawks, currently playing for the New Orleans Pelicans.

Opponent	Date	GS	MIN	Total		3-Pointers		Free throws		Rebounds				PF	A	TO	BLK	STL	PTS	AVG	
				FG-FGA	PCT	3FG-3FGA	PCT	FT-FTA	PCT	OFF	DEF	TOT	AVG								
at Louisville	11/07/2022	*	17:48	0-9	.000	0-0	.000	3-6	.500	1	2	3	3.0	5	0	1	0	1	3	3.0	
Tennessee Tech	11/10/2022	*	25:13	8-15	.533	0-0	.000	3-5	.600	4	5	9	6.0	1	3	1	1	19	11.0		
Radford	11/13/2022	*	25:42	3-10	.300	0-1	.000	5-8	.625	2	8	10	7.3	3	3	2	3	2	11	11.0	
Toledo	11/16/2022	*	35:13	8-13	.615	0-0	.000	5-7	.714	4	4	8	7.5	4	0	4	2	1	21	13.5	
at Lindenwood	11/21/2022	*	32:38	7-12	.583	0-0	.000	4-4	1.000	6	4	10	8.0	5	1	3	0	3	18	14.4	
vs UT Arlington	11/25/2022	*	30:25	7-15	.467	0-1	.000	2-5	.400	3	11	14	9.0	3	1	6	1	0	16	14.7	
vs Charlotte	11/26/2022	*	33:42	5-17	.294	0-0	.000	2-4	.500	2	5	7	8.7	3	5	2	2	2	12	14.3	
at N.C. A&T	12/01/2022	*	35:34	6-7	.857	0-0	.000	4-8	.500	5	4	9	8.8	2	3	5	3	2	16	14.5	
UIC	12/04/2022	*	31:15	9-16	.563	0-0	.000	2-3	.667	2	4	6	8.4	5	5	2	0	1	20	15.1	
at Xavier	12/09/2022	*	33:41	5-15	.333	0-0	.000	8-10	.800	4	7	11	8.7	4	0	7	3	5	18	15.4	
at Ohio	12/13/2022	*	29:55	2-9	.222	0-0	.000	6-10	.600	4	4	8	8.6	1	2	5	3	3	10	14.9	
Southern Ind.	12/18/2022	*	24:36	5-12	.417	0-0	.000	5-7	.714	3	5	8	8.6	1	4	3	2	2	15	14.9	
at Northern Ky.	12/21/2022	*	30:05	7-15	.467	0-0	.000	2-3	.667	1	7	8	8.5	4	2	5	1	0	16	15.0	
at Wichita St.	12/30/2022	*	30:19	1-8	.125	0-2	.000	3-3	1.000	1	6	7	8.4	4	1	2	2	1	5	14.3	
Temple	01/07/2023	*	29:15	5-12	.417	0-0	.000	3-3	1.000	1	7	8	8.4	5	2	5	3	0	13	14.2	
at SMU	01/10/2023	*	35:58	4-15	.267	0-0	.000	2-2	1.000	2	8	10	8.5	1	2	2	2	2	10	13.9	
Memphis	01/14/2023	*	36:34	4-13	.308	0-1	.000	2-5	.400	3	5	8	8.5	2	2	6	2	0	10	13.7	
at East Carolina	01/18/2023	*	36:34	6-13	.462	0-0	.000	3-3	1.000	4	4	8	8.4	0	4	1	0	1	15	13.8	
Totals			18	554:27	92-226	.407	0-5	.000	64-96	.667	52	100	152	8.4	53	40	62	30	27	248	13.8

			Field Goals		3-Point		F-Throws		Rebounds								Scoring				
SEASON	TEAM	GP-GS	MIN	AVG	FG-FGA	FG%	3FG-3FGA	3FG%	FT-FTA	FT%	OFF	DEF	TOT	AVG	PF-FO	A	TO	BLK	STL	PTS	AVG
2020-21	UC	24-20	772	32.2	64-206	.311	4-43	.093	50-87	.575	20	106	126	5.3	72-3	64	76	26	34	182	7.6
2021-22	UC	28-28	874	31.2	110-306	.359	0-4	.000	101-144	.701	51	139	190	6.8	74-2	79	94	36	62	321	11.5
2022-23	UC	18-18	554	30.8	92-226	.407	0-5	.000	64-96	.667	52	100	152	8.4	53-4	40	62	30	27	248	13.8
TOTAL		70-66	2200	31.4	266-738	.360	4-52	.077	215-327	.657	123	345	468	6.7	199-9	183	232	92	123	751	10.7

MISCELLANEOUS STATISTICS		
	SEASON	CAREER
Double-Double.....	5	8
10+ Plus Points.....	16	35
20+ Plus Points.....	2	6
5+ Rebounds.....	17	54
5+ Assists.....	2	13
10+ Rebounds.....	5	10
10+ Assists.....		
2+ Blocks.....	11	29
2+ Steals.....	8	36
Led Team in Points.....	9	20
Led Team in Rebounds.....	14	34
Led Team in Assists.....	4	15
Led Team in Blocks.....	9	32
Led Team in Steals.....	6	31

HAYES' HIGHS	
<b>POINTS</b>	
Season.....	21 vs. Toledo, 11/16/22
Conference.....	21 at Tulane, 2/13/22; vs. Wichita State, 1/13/22
Career.....	23 vs. Central Michigan, 12/1/21

<b>REBOUNDS</b>	
Season.....	14 vs. UT Arlington, 11/25/22
Conference.....	11 vs. Tulsa, 1/29/22; vs. Wichita State, 1/13/22
Career.....	14 vs. UT Arlington, 11/25/22

<b>FG MADE</b>	
Season.....	9 vs. UIC, 12/4/22
Conference.....	9 at Temple, 1/13/21
Career.....	9 (3x) last vs. UIC, 12/4/22

<b>FG ATTEMPTED</b>	
Season.....	17 vs. Charlotte, 11/26/22
Conference.....	17 at Tulane, 2/13/22; vs. Temple, 2/3/21
Career.....	18 vs. NC A&T, 12/19/21

<b>THREE POINT FG MADE</b>	
Season.....	
Conference.....	2 vs. Wichita State, 1/27/21; vs. Tulane, 1/9/21
Career.....	2 vs. Wichita State, 1/27/21; vs. Tulane, 1/9/21

<b>THREE POINT FG ATTEMPTED</b>	
Season.....	2 at Wichita State, 12/30/22
Conference.....	6 vs. Tulane, 1/9/21
Career.....	6 vs. Tulane, 1/9/21

<b>FT MADE</b>	
Season.....	8 at Xavier, 12/9/22
Conference.....	10 at Temple, 1/26/22
Career.....	10 at Temple, 1/26/22

<b>FT ATTEMPTED</b>	
Season.....	10 at Ohio, 12/13/22; at Xavier, 12/9/22
Conference.....	12 at Temple, 1/26/22
Career.....	12 at Temple, 1/26/22

<b>ASSISTS</b>	
Season.....	5 vs. UIC, 12/4/22; vs. Charlotte, 11/26/22
Conference.....	9 vs. UCF, 2/13/21
Career.....	9 vs. UCF, 2/13/21

<b>BLOCKS</b>	
Season.....	3 (5x) last vs. Temple, 1/7/23
Conference.....	3 (7x) last vs. Temple, 1/7/23
Career.....	4 vs. AAU, 11/10/21

<b>STEALS</b>	
Season.....	5 at Xavier, 12/9/22
Conference.....	5 at Houston, 1/19/22
Career.....	7 at Marquette, 12/22/21

<b>MINUTES</b>	
Season.....	37 at East Carolina, 1/18/23; vs. Memphis, 1/14/23
Conference.....	40 vs. UCF, 2/13/21; at Memphis, 2/10/21
Career.....	42 vs. NC A&T, 12/19/21

# 22 | MALEA WILLIAMS

Jr. | F/C | 6-3 | Georgetown, Ky. | Scott County High School | Louisville | Muh - LAY - Uh | Twitter: 88gigs | IG: leaskipppyy

## SEASON STATISTICS

MIN	PPG	RPG	BPG	FG%
17.0	4.8	4.8	1.5	37.2



**2022-23:** Started two of the last four games ... Has six multi-block games this season ... Her 1.5 blocks per game ranks third in the conference and 71st nationally as of Jan. 22 ... Turned in eight points and four rebounds on 3-3 from the field in 23 minutes at East Carolina (1/18) ... Totaled five points, four rebounds and two blocks in 14 minutes at SMU (1/10) ... Made her first start of the season, posting a team-high eight rebounds and three blocks in 21 minutes vs. Temple (1/7) ... Set an individual program record with seven blocks, in addition to 11 points and four rebounds in a career-high 26 minutes at Wichita State (12/30) ... Pulled down seven rebounds at Northern Kentucky (12/21) ... Added six points, two rebounds and a block vs. Southern Indiana (12/18) ... Turned in a career-high four assists and tied a career-high 10 rebounds at Ohio (12/13) ... Scored four points on 2-3 from the field and added three rebounds at Xavier (12/9) ... Turned in 11 points and three rebounds at North Carolina A&T (12/1) ... Led the team with eight rebounds vs. Charlotte (11/26) ... Recorded a season-high eight points and eight rebounds, in addition to four blocks and a steal in 21 minutes vs. UT Arlington (11/25) ... Added six points on 3-5 from the field, in addition to four rebounds and two blocks at Lindenwood (11/21) ... Posted seven points and six rebounds vs. Tennessee Tech (11/10) ... One of six from within a 100-mile radius [Georgetown, Ky.] on the roster.

**2021-22:** Played in all 28 games with three starts, averaging 3.9 points, 3.5 rebounds, 0.3 assists, 0.6 steals and 0.6 blocks in 13.7 minutes ... Posted a career-high 14 points, in addition to two blocks and one assist against Xavier (12/12) ... Neared her first collegiate double-double with nine points and a season-high 10 rebounds at Chattanooga (12/15) ... Recorded 13 points, one assist and two steals at Marquette (12/22).

**2020-21 AT LOUISVILLE:** Played in eight games, averaging 1.5 points on 2.5 minutes per game ... Scored five points in four minutes in the first round of the NCAA Tournament vs. Marist (3/22) ... Posted seven points, her first collegiate points, and three rebounds in the win over UT Martin (1/5) ... Saw first collegiate action vs. Bellarmine (1/2), playing five minutes and recording a rebound.

**HIGH SCHOOL/PREP:** Named Kentucky Association of Basketball Coaches Region 11 Player of the Year and to the Kentucky All-State Girls Basketball Team ... A finalist for Kentucky Lions Eye Association Miss Basketball ... During her senior season, she averaged 19.6 points, 13.6 rebounds, 2.1 assists and 1.8 steals per game ... Finished her career with 1,300 points and 1,200 rebounds at Scott County High School.

Opponent	Date	GS	MIN	Total		3-Pointers		Free throws		Rebounds				PF	A	TO	BLK	STL	PTS	AVG
				FG-FGA	PCT	3FG-3FGA	PCT	FT-FTA	PCT	OFF	DEF	TOT	AVG							
at Louisville	11/07/2022		12:30	1-1	1.000	0-0	.000	1-2	.500	1	1	2	2.0	1	0	1	1	1	3	3.0
Tennessee Tech	11/10/2022		18:56	2-7	.286	1-3	.333	2-4	.500	3	3	6	4.0	0	0	3	1	7	5.0	
Radford	11/13/2022		11:51	1-4	.250	0-0	.000	0-0	.000	1	1	2	3.3	3	0	1	0	2	4.0	
Toledo	11/16/2022		09:56	0-1	.000	0-0	.000	0-0	.000	0	1	1	2.8	0	0	2	1	1	0	3.0
at Lindenwood	11/21/2022		14:16	3-5	.600	0-0	.000	0-0	.000	3	1	4	3.0	4	1	1	2	1	6	3.6
vs UT Arlington	11/25/2022		20:43	3-5	.600	0-1	.000	2-2	1.000	1	7	8	3.8	2	0	1	4	1	8	4.3
vs Charlotte	11/26/2022		16:55	2-7	.286	0-2	.000	0-0	.000	4	4	8	4.4	2	1	2	0	0	4	4.3
at N.C. A&T	12/01/2022		15:30	4-8	.500	1-3	.333	2-4	.500	1	2	3	4.3	2	0	1	0	0	11	5.1
UIC	12/04/2022		15:29	1-6	.167	0-4	.000	2-4	.500	5	0	5	4.3	2	0	1	1	0	4	5.0
at Xavier	12/09/2022		13:09	2-3	.667	0-0	.000	0-0	.000	0	3	3	4.2	1	0	1	0	1	4	4.9
at Ohio	12/13/2022		22:33	1-6	.167	1-1	1.000	0-0	.000	4	6	10	4.7	2	4	4	0	2	3	4.7
Southern Ind.	12/18/2022		19:26	1-3	.333	1-2	.500	3-4	.750	1	1	2	4.5	3	1	2	1	0	6	4.8
at Northern Ky.	12/21/2022		23:33	1-8	.125	0-3	.000	0-0	.000	5	2	7	4.7	0	1	2	1	1	2	4.6
at Wichita St.	12/30/2022		26:00	5-9	.556	1-2	.500	0-0	.000	0	4	4	4.6	0	2	2	7	0	11	5.1
Temple	01/07/2023	*	21:22	0-4	.000	0-0	.000	1-2	.500	4	4	8	4.9	2	1	3	3	1	1	4.8
at SMU	01/10/2023	*	13:58	2-5	.400	0-1	.000	1-1	1.000	1	3	4	4.8	2	0	2	3	0	5	4.8
Memphis	01/14/2023		07:15	0-1	.000	0-0	.000	2-2	1.000	0	3	3	4.7	2	0	1	0	1	2	4.6
at East Carolina	01/18/2023		22:34	3-3	1.000	0-0	.000	2-2	1.000	3	3	6	4.8	3	0	6	0	0	8	4.8
Totals			2 305:57	32-86	.372	5-22	.227	18-27	.667	37	49	86	4.8	31	11	33	27	11	87	4.8

Field Goals														3-Point			F-Throws			Rebounds				Scoring						
SEASON	TEAM	GP-GS	MIN/AVG	FG-FGA	FG%	3FG-3FGA	3FG%	FT-FTA	FT%	OFF	DEF	TOT	AVG	PF-FO	A	TO	BLK	STL	PTS	AVG										
2020-21	LOU	8-0	20/2.5	4-7	.571	2-3	.667	2-2	1.000	0	5	5	0.6	2-0	0	2	2	0	12	1.5										
2021-22	UC	28-3	383/13.7	45-109	.413	10-44	.227	10-15	.667	28	69	97	3.5	41-0	8	17	17	18	110	3.9										
2022-23	UC	18-2	306/17.0	32-86	.372	5-22	.227	18-27	.667	37	49	86	4.8	31-0	11	33	27	11	87	4.8										
TOTAL FOR UC		46-5	689/15.0	77-195	.395	15-66	.227	28-42	.667	65	118	183	4.0	72-0	19	50	44	29	197	4.3										
TOTAL		54-5	709/13.1	81-202	.401	17-69	.246	30-44	.682	65	123	188	3.5	74-0	19	52	46	29	209	3.9										

## MISCELLANEOUS STATISTICS

	SEASON	CAREER
Double-Double.....		
10+ Plus Points.....	2	5
20+ Plus Points.....		
5+ Rebounds.....	8	14
5+ Assists.....		
10+ Rebounds.....	1	2
10+ Assists.....		
2+ Blocks.....	6	6/10*
2+ Steals.....	1	6
Led Team in Points.....	1	2
Led Team in Rebounds.....	3	7
Led Team in Assists.....	1	1
Led Team in Blocks.....	8	14/15*
Led Team in Steals.....	2	5
*Total including Louisville (ACC)		

## WILLIAMS' HIGHS

### POINTS

Season. 11 at Wichita State, 12/30/22; at North Carolina A&T, 12/1/22  
Conference ..... 12 at Memphis, 2/2/22  
Career ..... 14 vs. Xavier, 12/12/21

### REBOUNDS

Season.....10 at Ohio, 12/13/22  
Conference ..... 8 vs. Temple, 1/7/23; vs. Temple, 1/8/22  
Career ..... 10 at Ohio, 12/13/22; at UTC, 12/15/21

### FG MADE

Season.....5 at Wichita State, 12/30/22  
Conference ..... 5 at Wichita State, 12/30/22; at Memphis, 2/2/22  
Career ..... 6 at Marquette, 12/19/21; vs. Xavier, 12/12/21

### FG ATTEMPTED

Season.....9 at Wichita State, 12/30/22  
Conference ..... 10 at Memphis, 2/2/22  
Career ..... 11 at Marquette, 12/19/21

### THREE POINT FG MADE

Season.....1 (5x) last at Wichita State, 12/30/22  
Conference ..... 2 vs. Temple, 1/8/22  
Career ..... 2 vs. Temple, 1/8/22; vs. Xavier, 12/12/21

### THREE POINT FG ATTEMPTED

Season.....4 vs. UIC, 12/4/22  
Conference ..... 4 vs. Wichita State, 1/13/22  
Career ..... 4 (3x) last vs. UIC, 12/4/22

### FT MADE

Season.....3 vs. Southern Indiana, 12/18/22  
Conference ..... 2 (4x) last at East Carolina, 1/18/23  
Career ..... 3 vs. Southern Indiana, 12/18/22

### FT ATTEMPTED

Season.....4 (4x) last vs. Southern Indiana, 12/18/22  
Conference ..... 2 (5x) last at East Carolina, 1/18/23  
Career ..... 4 (5x) last vs. Southern Indiana, 12/18/22

### ASSISTS

Season.....4 at Ohio, 12/13/22  
Conference ..... 2 at Wichita State, 12/30/22  
Career ..... 4 at Ohio, 12/13/22

### BLOCKS

Season.....7 at Wichita State, 12/30/22  
Conference ..... 7 at Wichita State, 12/30/22  
Career ..... 7 at Wichita State, 12/30/22

### STEALS

Season.....2 at Ohio, 12/13/22  
Conference ..... 2 at UCF, 2/26/22; vs. Temple, 1/8/22  
Career ..... 2 (6x) last at Ohio, 12/13/22

### MINUTES

Season.....26 at Wichita State, 12/30/22  
Conference ..... 26 at Wichita State, 12/30/22  
Career ..... 26 at Wichita State, 12/30/22

# 23 | MYA JACKSON

Sr. | G | 5-7 | Wilmington, Ohio | Wilmington High School | Seton Hall | My - UH | Twitter: myajack10 | Instagram: myaj\_10



## SEASON STATISTICS

MIN	PPG	RPG	APG	FT%
<b>32.8</b>	<b>11.9</b>	<b>2.8</b>	<b>3.0</b>	<b>80.6</b>

**2022-23:** One of two Bearcats to start every game ... Became one of 11 active AAC players to surpass 1,000 points in her career with a team-high 18 points vs. Memphis (1/14) ... Finished in double-figures 12 times this season, including the first nine games ... Led the team in assists in nine games this season ... Turned in eight points and tied a team-high seven rebounds at Wichita State (12/30) ... Finished with a game-high 17 points, in addition to three rebounds at Northern Kentucky (12/21) ... Scored a game-high 19 points vs. Southern Indiana (12/18) ... Finished with 16 points and a career-high six assists at North Carolina A&T (12/1) ... Scored a season-high 24 points and added four rebounds and two assists while playing all 45 minutes vs. Toledo (11/16) ... Recorded 18 points on 7-12 from the field, adding six rebounds, five assists and three steals in 39 minutes vs. Tennessee Tech (11/10) ... Totaled 12 points and a team-high four assists in 35 minutes in her Bearcat debut at Louisville (11/7) ... One of three newcomers (Seton Hall) and one of six from within a 100-mile radius (Wilmington, Ohio) on the roster... Career 39.4 percent three-point shooter in three seasons at Seton Hall ... One of three team captains (Jillian Hayes, Jadyn Scott).

**2021-22 AT SETON HALL:** Started 33 of 34 games, averaging 9.0 points, 2.9 rebounds and 1.3 assists in 32.0 minutes per game ... Ranked eighth in the BIG EAST with a 37.3 three-point percentage, her third straight season converting on at least 37.0 percent from behind the arc ... Ranked 12th in the BIG EAST with 1.6 three-point field goals made and 32.0 minutes per game ... Scored in double-figures in 15 games ... Notched a season-high 20 points, on 4-for-8 from three, with five rebounds and three steals at Xavier (3/1) ... Named to the BIG EAST All-Academic Team.

**2020-21 AT SETON HALL:** Only player that started in all 21 games ... Averaged 10.6 points, 2.8 rebounds and 1.5 assists per game ... Ranked fourth in the BIG East with a 41.7 three-point percentage and sixth with 1.9 three-point field goals made per game ... Reached 20 points in four games and scored double-figures in nine ... Led the team in scoring four times ... Erupted for a career-high 27 points and four rebounds vs. Wagner (12/11) ... Member of the Student-Athlete Advisory Committee ... Named to the BIG EAST All-Academic Team.

**2019-20 AT SETON HALL:** Named to the Big East All-Freshman Team ... Played in 27 games with five starts, averaging 10.0 points per game with a 40.0 three-point percentage ... Made 52 three-pointers, second most on the team ... Scored in double-figures 13 times, including two game of at least 20 points ... Posted 25 points on 9-for-12 shooting, including 7-for-9 from three, at Xavier (12/31) ... Had 21 points on 8-for-12 from the field against UConn (12/5) ... Made her first collegiate start against Saint Joseph's on (11/17) ... Named to BIG EAST All-Academic Team.

**HIGH SCHOOL/PREP:** Four-year team captain at Wilmington High School ... Four-time First Team All-Conference and two-time Second Team All-State ... Two-time Division Player of the Year and 2019 Dayton Division 1 All-Area Player of the Year ... Holds the school and Clinton County record for career points with 2,033.

Opponent	Date	GS	MIN	Total		3-Pointers		Free throws		Rebounds				PF	A	TO	BLK	STL	PTS	AVG
				FG-FGA	PCT	3FG-3FGA	PCT	FT-FTA	PCT	OFF	DEF	TOT	AVG							
at Louisville	11/07/2022	*	35:07	5-10	.500	2-2	1.000	0-0	.000	1	2	3	3.0	0	4	8	0	0	12	12.0
Tennessee Tech	11/10/2022	*	38:39	7-12	.583	1-4	.250	3-5	.600	3	3	6	4.5	1	5	1	0	3	18	15.0
Radford	11/13/2022	*	37:30	3-12	.250	1-2	.500	4-4	1.000	2	0	2	3.7	2	5	3	0	1	11	13.7
Toledo	11/16/2022	*	45:00	10-19	.526	1-4	.250	3-6	.500	2	2	4	3.8	2	2	3	0	0	24	16.3
at Lindenwood	11/21/2022	*	34:30	4-13	.308	0-3	.000	5-5	1.000	2	3	5	4.0	1	4	3	0	3	13	15.6
vs UT Arlington	11/25/2022	*	36:26	6-16	.375	0-4	.000	3-3	1.000	0	2	2	3.7	3	5	2	0	1	15	15.5
vs Charlotte	11/26/2022	*	32:32	5-13	.385	0-3	.000	1-1	1.000	0	3	3	3.6	3	2	5	0	1	11	14.9
at N.C. A&T	12/01/2022	*	37:30	5-11	.455	1-4	.250	5-6	.833	1	4	5	3.8	1	6	1	0	2	16	15.0
UIC	12/04/2022	*	35:34	4-9	.444	1-2	.500	2-2	1.000	1	0	1	3.4	2	4	2	0	2	11	14.6
at Xavier	12/09/2022	*	33:49	0-13	.000	0-4	.000	0-0	.000	2	2	4	3.5	0	3	2	0	2	0	13.1
at Ohio	12/13/2022	*	23:47	3-6	.500	1-2	.500	0-0	.000	0	0	0	3.2	2	1	5	0	2	7	12.5
Southern Ind.	12/18/2022	*	23:45	7-10	.700	4-6	.667	1-1	1.000	0	0	0	2.9	0	2	1	0	2	19	13.1
at Northern Ky.	12/21/2022	*	35:49	6-12	.500	3-5	.600	2-3	.667	0	3	3	2.9	2	0	2	0	0	17	13.4
at Wichita St.	12/30/2022	*	37:01	3-10	.300	2-5	.400	0-0	.000	3	4	7	3.2	1	3	3	0	0	8	13.0
Temple	01/07/2023	*	37:24	3-12	.250	0-5	.000	0-0	.000	1	0	1	3.1	1	3	1	0	1	6	12.5
at SMU	01/10/2023	*	21:05	2-9	.222	2-4	.500	0-0	.000	0	1	1	2.9	2	0	3	0	2	6	12.1
Memphis	01/14/2023	*	35:25	8-15	.533	2-5	.400	0-0	.000	0	1	1	2.8	2	3	3	0	1	18	12.5
at East Carolina	01/18/2023	*	10:17	1-2	.500	1-2	.500	0-0	.000	1	1	2	2.8	0	2	1	0	0	3	11.9
<b>Totals</b>			<b>18 591:10</b>	<b>82-204</b>	<b>.402</b>	<b>22-66</b>	<b>.333</b>	<b>29-36</b>	<b>.806</b>	<b>19</b>	<b>31</b>	<b>50</b>	<b>2.8</b>	<b>25</b>	<b>54</b>	<b>49</b>	<b>0</b>	<b>23</b>	<b>215</b>	<b>11.9</b>

SEASON	TEAM	GP-GS	MIN/AVG	Field Goals		3-Point		F-Throws		Rebounds				Scoring			
				FG-FGA	FG%	3FG-3FGA	3FG%	FT-FTA	FT%	OFF	DEF	TOT	AVG	PF-FO	A	TO	BLK STL
2019-20	SHU	27-5	723/26.8	100-226	.442	52-130	.400	19-31	.613	18	44	62	2.3	52-2	46	36	0 21
2020-21	SHU	21-21	601/28.6	79-192	.411	40-96	.417	25-31	.806	27	32	59	2.8	24-0	31	33	1 16
2021-22	SHU	34-33	1085/31.9	113-265	.426	56-150	.373	24-31	.774	34	64	98	2.9	52-1	45	40	1 34
2022-23	UC	18-18	591/32.8	82-204	.402	22-66	.333	29-36	.806	19	31	50	2.8	25-0	54	49	0 23
<b>TOTAL FOR UC</b>		<b>18-18</b>	<b>591/32.8</b>	<b>82-204</b>	<b>.402</b>	<b>22-66</b>	<b>.333</b>	<b>29-36</b>	<b>.806</b>	<b>19</b>	<b>31</b>	<b>50</b>	<b>2.8</b>	<b>25-0</b>	<b>54</b>	<b>49</b>	<b>0 23</b>
<b>TOTAL</b>		<b>100-77</b>	<b>3001/30.0</b>	<b>374-887</b>	<b>.422</b>	<b>170-442</b>	<b>.385</b>	<b>97-129</b>	<b>.752</b>	<b>98</b>	<b>171</b>	<b>269</b>	<b>2.7</b>	<b>153-3</b>	<b>176</b>	<b>158</b>	<b>2 94</b>

## MISCELLANEOUS STATISTICS

	SEASON	CAREER
Double-Double.....	12	12/30*
10+ Plus Points.....	1	1/8*
20+ Plus Points.....	4	4/16*
5+ Rebounds.....	4	4/7*
5+ Assists.....	1	1*
10+ Rebounds.....	1	1*
10+ Assists.....	1	1*
2+ Blocks.....	8	8/28*
2+ Steals.....	5	5/14*
Led Team in Points.....	1	1/3*
Led Team in Rebounds.....	9	9/14*
Led Team in Assists.....	1	1*
Led Team in Blocks.....	6	6/19*
Led Team in Steals.....		

\*Total including Seton Hall (BIG EAST)

## JACKSON'S HIGHS

### POINTS

Season.....	24 vs. Toledo, 11/16/22
Conference.....	25 at Xavier, 12/31/19*
Career.....	27 vs. Wagner, 12/11/20*

### REBOUNDS

Season.....	7 at Wichita State, 12/30/22
Conference.....	10 vs. Butler, 3/4/22*
Career.....	10 vs. Butler, 3/4/22*

### FG MADE

Season.....	10 vs. Toledo, 11/16/22
Conference.....	9 at Xavier, 12/31/19*
Career.....	11 vs. Wagner, 12/11/20*

### FG ATTEMPTED

Season.....	19 vs. Toledo, 11/16/22
Conference.....	17 vs. UConn, 12/31/21*
Career.....	20 vs. Albany, 12/13/20*

### THREE POINT FG MADE

Season.....	4 vs. Southern Indiana, 12/18/22
Conference.....	7 at Xavier, 12/31/19*
Career.....	7 at Xavier, 12/31/19*

### THREE POINT FG ATTEMPTED

Season.....	6 vs. Southern Indiana, 12/18/22
Conference.....	11 vs. UConn, 12/31/21*
Career.....	11 vs. UConn, 12/31/21*

### FT MADE

Season.....	5 at North Carolina A&T, 12/1/22; at Lindenwood, 11/21/22
Conference.....	5 at Marquette, 1/12/21*
Career.....	5 [3x] last at North Carolina A&T, 12/1/22

### FT ATTEMPTED

Season.....	6 at North Carolina A&T, 12/1/22; vs. Toledo, 11/16/22
Conference.....	6 at Marquette, 1/12/21*
Career.....	6 [3x] last at North Carolina A&T, 12/1/22

### ASSISTS

Season.....	6 at North Carolina A&T, 12/1/22
Conference.....	5 [3x] last vs. St. Johns, 1/20/21*
Career.....	6 at North Carolina A&T, 12/1/22

### BLOCKS

Season.....	1 vs. Butler, 3/4/22*; at DePaul, 2/15/21*
Conference.....	1 vs. Butler, 3/4/22*; at DePaul, 2/15/21*
Career.....	1 vs. Butler, 3/4/22*; at DePaul, 2/15/21*

### STEALS

Season.....	3 at Lindenwood, 11/21/22; vs. Tennessee Tech, 11/10/22
Conference.....	3 [3x] last vs. Xavier, 3/1/22*
Career.....	3 [6x] at Lindenwood, 11/21/22

### MINUTES

Season.....	45 vs. Toledo, 11/16/22
Conference.....	40 [3x] last vs. Creighton, 3/5/22*
Career.....	45 vs. Toledo, 11/16/22

\* At Seton Hall (BIG EAST)

# 33 | SOFIA GRITZALI

Sr. | G | 5-7 | Thessaloniki, Greece | Hellenic College of Thessaloniki | Grit - ZAH - Lee | Instagram: sofia\_gritzali



## SEASON STATISTICS

MIN	PPG	RPG	SPG	FG%
9.9	2.2	1.3	0.7	42.1

**2022-23:** Started the last two games ... Scored in six of 10 games played in this season ... Made her first start of the season, finishing with five points, four rebounds and an assist in a season-high 27 minutes vs. Memphis ... Turned in six points and two rebounds, in addition a season-high three assists in a season-high 24 minutes at SMU (1/10) ... Added six points and two steals in a season-high 11 minutes vs. Southern Indiana (12/18) ... Turned in two points and two steals at Ohio (12/13) ... Added two points and two rebounds in seven minutes at Lindenwood (11/21) ... One of two international players (Thessaloniki, Greece) on the roster.

**2021-22:** Appeared in 17 games with three starts, averaging 0.6 points, 0.8 rebounds, 0.5 assists, 0.4 steals in 6.0 minutes ... Led the team with a 50.0 field goal percentage ... Posted a season-high four points on 2-4 from the field, adding an assist and steal at Tulsa (1/29) ... Provided a spark off the bench with two points, two rebounds and two steals at UCF (2/26) ... Named to the AAC All-Academic Team.

**2020-21:** Played in 23 of 24 games with four starts, averaging 2.0 points, 1.8 rebounds and 1.1 assists in 12.6 minutes ... Tallied a season-high eight points on 3-of-6 from the field, in addition to three rebounds, two assists and two steals vs. Memphis (1/20) ... Tallied seven points, four rebounds and a career-high three steals against Tulane (1/9) ... Scored seven points on 5-5 from the free throw line with three assists vs. East Carolina (12/20) ... Posted a season-high five rebounds with four assists at Temple (1/13) ... Dished out a career-high five assists vs. Houston (2/20) ... Named to the AAC All-Academic Team.

**2019-20:** Appeared in eight games off the bench, averaging 1.6 points, 1.6 rebounds in 5.5 minutes ... Totaled a season-high four points in seven minutes against Ball State (11/16) ... Pulled down five rebounds in 12 minutes against Alabama A&M (12/17) ... Named to the AAC All-Academic Team.

**HIGH SCHOOL/PREP:** Guided Hellenic College of Thessaloniki to three-straight Northern Greece championships, two national high school championship runner-up finishes and a national title ... Led the team in scoring throughout her entire high school career ... Played at the club level with Aris Basketball Club of the Northern Greek League, where she was the leading scorer for four consecutive seasons and set the all-time and single-game (59 points) scoring records ... Competed for the Greek high school national team for three seasons.

Opponent	Date	GS	MIN	Total		3-Pointers		Free throws		Rebounds				PF							
				FG-FGA	PCT	3FG-3FGA	PCT	FT-FTA	PCT	OFF	DEF	TOT	AVG	A	TO	BLK	STL	PTS	AVG		
Tennessee Tech	11/10/2022		02:49	0-0	.000	0-0	.000	0-0	.000	0	0	0	0.0	1	0	0	0	1	0	0.0	
at Lindenwood	11/21/2022		06:48	1-2	.500	0-0	.000	0-1	.000	1	1	2	1.0	1	0	0	0	0	2	1.0	
at Xavier	12/09/2022		01:25	0-0	.000	0-0	.000	0-0	.000	0	1	1	1.0	0	0	1	0	0	0	0.7	
at Ohio	12/13/2022		07:42	1-1	1.000	0-0	.000	0-0	.000	1	0	1	1.0	0	0	1	0	2	2	1.0	
Southern Ind.	12/18/2022		10:48	2-2	1.000	0-0	.000	2-3	.667	0	0	0	0.8	0	0	1	0	2	6	2.0	
at Northern Ky.	12/21/2022		10:26	0-1	.000	0-0	.000	1-2	.500	1	1	2	1.0	0	1	1	0	0	1	1.8	
Temple	01/07/2023		02:40	0-0	.000	0-0	.000	0-0	.000	0	0	0	0.9	0	1	0	0	0	0	1.6	
at SMU	01/10/2023		23:56	3-6	.500	0-0	.000	0-0	.000	0	2	2	1.0	3	3	1	0	1	6	2.1	
Memphis	01/14/2023	*	26:57	1-6	.167	0-0	.000	3-5	.600	1	3	4	1.3	2	1	1	0	1	5	2.4	
at East Carolina	01/18/2023	*	05:35	0-1	.000	0-0	.000	0-0	.000	0	1	1	1.3	0	0	3	0	0	0	2.2	
Totals		2	99:06	8-19	.421	0-0	.000	6-11	.545	4	9	13	1.3	7	6	9	0	7	22	2.2	

SEASON TEAM	GP-GS	MIN/AVG	Field Goals		3-Point		F-Throws		Rebounds				Scoring			
			FG-FGA	FG%	3FG-3FGA	3FG%	FT-FTA	FT%	OFF	DEF	TOT	AVG	PF-FG	A	TO	BLK
2019-20 UC	8-0	44/5.5	4-7	.571	1-1	1.000	4-6	.667	6	7	13	1.6	6-0	2	4	0
2020-21 UC	23-4	289/12.6	14-41	.341	3-16	.188	15-23	.652	9	32	41	1.8	30-0	26	19	0
2021-22 UC	17-3	103/6.0	4-8	.500	0-0	.000	2-7	.286	4	9	13	0.8	12-0	8	3	0
2022-23 UC	10-2	99/9.9	8-19	.421	0-0	.000	6-11	.545	4	9	13	1.3	7-0	6	9	0
<b>TOTAL</b>	<b>58-9</b>	<b>535/9.2</b>	<b>30-75</b>	<b>.400</b>	<b>4-17</b>	<b>.235</b>	<b>27-47</b>	<b>.574</b>	<b>23</b>	<b>57</b>	<b>80</b>	<b>1.4</b>	<b>55-0</b>	<b>42</b>	<b>35</b>	<b>0</b>

## MISCELLANEOUS STATISTICS

	SEASON	CAREER
Double-Double.....		
10+ Plus Points .....		
20+ Plus Points .....		
5+ Rebounds .....		2
5+ Assists .....		1
10+ Rebounds .....		
10+ Assists .....		
2+ Blocks .....		
2+ Steals .....	2	7
Led Team in Points .....		
Led Team in Rebounds.....		
Led Team in Assists .....	1	3
Led Team in Blocks.....		
Led Team in Steals.....	1	5

## GRITZALI'S HIGHS

### POINTS

Season..... 6 at SMU, 1/10/23; vs. Southern Indiana, 12/18/22  
Conference ..... 8 vs. Memphis, 1/20/21  
Career ..... 8 vs. Memphis, 1/20/21

### REBOUNDS

Season..... 4 vs. Memphis, 1/14/23  
Conference ..... 5 at Temple, 1/13/21  
Career ..... 5 at Temple, 1/13/21; vs. Alabama A&M, 12/17/19

### FG MADE

Season..... 3 at SMU, 1/10/23  
Conference ..... 3 at SMU, 1/10/23; vs. Memphis, 1/20/21  
Career ..... 3 at SMU, 1/10/23; vs. Memphis, 1/20/21

### FG ATTEMPTED

Season..... 6 vs. Memphis, 1/14/23; at SMU, 1/10/23  
Conference ..... 6 (3x) last vs. Memphis, 1/14/23  
Career ..... 6 (3x) last vs. Memphis, 1/14/23

### THREE POINT FG MADE

Season.....  
Conference ..... 1 (3x) last at Memphis, 2/10/21  
Career ..... 1 (4x) last at Memphis, 2/10/21

### THREE POINT FG ATTEMPTED

Season.....  
Conference ..... 3 at Tulane, 2/7/21  
Career ..... 3 at Tulane, 2/7/21

### FT MADE

Season..... 3 vs. Memphis, 1/14/23  
Conference ..... 5 vs. East Carolina, 12/20/21  
Career ..... 5 vs. East Carolina, 12/20/21

### FT ATTEMPTED

Season..... 5 vs. Memphis, 1/14/23  
Conference .. 5 vs. Memphis, 1/14/23; vs. East Carolina, 12/20/21  
Career ..... 5 vs. Memphis, 1/14/23; vs. East Carolina, 12/20/21

### ASSISTS

Season..... 3 at SMU, 1/10/23  
Conference ..... 5 vs. Houston, 2/20/21  
Career ..... 5 vs. Houston, 2/20/21

### BLOCKS

Season.....  
Conference .....  
Career .....

### STEALS

Season..... 2 vs. Southern Indiana, 12/18/22; at Ohio, 12/13/22  
Conference ..... 3 vs. Tulane, 1/9/21  
Career ..... 3 vs. Tulane, 1/9/21

### MINUTES

Season..... 27 vs. Memphis, 1/14/23  
Conference ..... 31 vs. Memphis, 1/20/21  
Career ..... 31 vs. Memphis, 1/20/21



# 34 | A'RIEL JACKSON

Fr. | G | 5-9 | Brooklyn, N.Y. | Bishop Loughlin Memorial High School | ARE - Ee - Uhl | Twitter: isofamAri | Instagram: Isofamari



## SEASON STATISTICS

MIN	PPG	RPG	FG%	FT%
12.4	4.4	1.9	36.2	75.7

**2022-23:** Started all five conference games, six starts this season ... Turned in six points, two assists and a rebounds vs. Memphis (1/14) ... Scored a career-high 19 points on 5-9 from the field and 8-9 from the free throw line, in addition to two assists and two rebounds in a career-high 26 minutes vs. Temple (1/7) ... The 19 points ties the most by a freshman since Jillian Hayes had 20 vs. Temple on Jan. 13, 2020 ... Made her first conference start and second overall start of the season, pulling down a career-high six rebounds at Wichita State (12/30) ... Recorded nine points and a career-high four steals vs. Southern Indiana (12/18) ... Posted seven points and a block at North Carolina A&T (12/1) ... Contributed five points, four rebounds and two steals vs. UT Arlington (11/25) ... Added four points and two steals at Lindenwood (11/21) ... Made her first collegiate start vs. Tennessee Tech (11/10), recording three points, five rebounds, two assists and two steals in 19 minutes ... Posted 12 points, three assists and a team-high four rebounds in 17 minutes in her collegiate debut at Louisville (11/7), becoming the first Bearcat to score in double figures in their collegiate debut since Ilmar'I Thomas had 19 against East Tennessee State on Nov. 10, 2017... Only freshman on the roster.

**HIGH SCHOOL/PREP:** 1,000-point career scorer at Bishop Loughlin Memorial High School ... Named to the McDonald's All-American East Nominee List ... Ranked 79th nationally, 16th-best shooting guard by Preferred Athlete Scouting Service and 108th nationally by the All-Star Girls Report.

**PERSONAL:** Mother, Kym Hampton, played for Arizona State and was the number four overall pick in the inaugural 1997 WNBA Draft, where she spent three seasons playing for the New York Liberty and was voted the starting center in the first WNBA All-Star Game as part of a 15-year professional career.

Opponent	Date	GS	MIN	Total		3-Pointers		Free throws		Rebounds				PF	A	TO	BLK	STL	PTS	AVG	
				FG-FA	PCT	3FG-3FA	PCT	FT-FTA	PCT	OFF	DEF	TOT	AVG								
at Louisville	11/07/2022		17:16	5-7	.714	0-0	.000	2-3	.667	1	3	4	4.0	3	3	7	1	2	12	12.0	
Tennessee Tech	11/10/2022	*	19:04	1-6	.167	0-0	.000	1-2	.500	1	4	5	4.5	3	2	3	1	2	3	7.5	
Radford	11/13/2022		11:54	1-4	.250	0-0	.000	0-0	.000	0	2	2	3.7	1	0	2	0	0	2	5.7	
Toledo	11/16/2022		08:22	0-2	.000	0-0	.000	0-0	.000	1	1	2	3.3	1	0	0	0	0	0	4.3	
at Lindenwood	11/21/2022		10:46	2-4	.500	0-1	.000	0-0	.000	0	1	1	2.8	2	1	1	0	2	4	4.2	
vs UT Arlington	11/25/2022		14:23	1-5	.200	0-0	.000	3-4	.750	2	2	4	3.0	0	1	2	0	2	5	4.3	
vs Charlotte	11/26/2022		09:17	0-0	.000	0-0	.000	2-2	1.000	0	0	0	2.6	1	1	0	0	1	2	4.0	
at N.C. A&T	12/01/2022		12:07	2-4	.500	0-0	.000	3-4	.750	0	0	0	2.3	0	0	2	1	0	7	4.4	
UIC	12/04/2022		08:42	1-5	.200	0-1	.000	0-0	.000	0	0	0	2.0	0	0	1	0	0	2	4.1	
at Xavier	12/09/2022		05:42	0-1	.000	0-0	.000	1-2	.500	0	0	0	1.8	2	0	1	0	0	1	3.8	
at Ohio	12/13/2022		03:49	0-0	.000	0-0	.000	0-2	.000	0	0	0	1.6	0	0	1	0	0	0	3.5	
Southern Ind.	12/18/2022		13:22	1-2	.500	0-0	.000	7-8	.875	1	2	3	1.8	1	3	2	0	4	9	3.9	
at Northern Ky.	12/21/2022		03:01	0-2	.000	0-0	.000	0-0	.000	1	0	1	1.7	2	0	0	0	0	0	3.6	
at Wichita St.	12/30/2022	*	17:02	0-2	.000	0-0	.000	0-0	.000	2	4	6	2.0	3	0	2	1	2	0	3.4	
Temple	01/07/2023	*	26:29	5-9	.556	1-2	.500	8-9	.889	1	1	2	2.0	1	2	3	0	0	19	4.4	
at SMU	01/10/2023	*	20:50	2-8	.250	0-3	.000	1-1	1.000	0	2	2	2.0	1	1	2	1	2	5	4.4	
Memphis	01/14/2023	*	10:41	3-6	.500	0-0	.000	0-0	.000	1	0	1	1.9	4	2	3	0	0	6	4.5	
at East Carolina	01/18/2023	*	09:32	1-2	.500	0-0	.000	0-0	.000	0	1	1	1.9	2	1	4	0	0	2	4.4	
Totals			6	222:19	25-69	.362	1-7	.143	28-37	.757	11	23	34	1.9	27	17	36	5	17	79	4.4

			Field Goals		3-Point		F-Throws		Rebounds										Scoring
SEASON TEAM	GP-GS	MIN/AVG	FG-FGA	FG%	3FG-3FGA	3FG%	FT-FTA	FT%	OFF	DEF	TOT	AVG	PF-FO	A	TO	BLK	STL	PTS	AVG
2022-23 UC	18-6	222/12.4	25-69	.362	1-7	.143	28-37	.757	11	23	34	1.9	27-0	17	36	5	17	79	4.4
TOTAL	18-6	222/12.4	25-69	.362	1-7	.143	28-37	.757	11	23	34	1.9	27-0	17	36	5	17	79	4.4

## MISCELLANEOUS STATISTICS

	SEASON	CAREER
Double-Double.....		
10+ Plus Points.....	2	2
20+ Plus Points.....		
5+ Rebounds.....	2	2
5+ Assists.....		
10+ Rebounds.....		
10+ Assists.....		
2+ Blocks.....		
2+ Steals.....	7	7
Led Team in Points.....	1	1
Led Team in Rebounds.....	1	1
Led Team in Assists.....		
Led Team in Blocks.....	1	1
Led Team in Steals.....	3	3

## JACKSON'S HIGHS

POINTS	
Season.....	19 vs. Temple, 1/7/23
Conference.....	19 vs. Temple, 1/7/23
Career.....	19 vs. Temple, 1/7/23

REBOUNDS	
Season.....	6 at Wichita State, 12/30/22
Conference.....	6 at Wichita State, 12/30/22
Career.....	6 at Wichita State, 12/30/22

FG MADE	
Season.....	5 vs. Temple, 1/7/23; at Louisville, 11/7/22
Conference.....	5 vs. Temple, 1/7/23
Career.....	5 vs. Temple, 1/7/23; at Louisville, 11/7/22

FG ATTEMPTED	
Season.....	9 vs. Temple, 1/7/23
Conference.....	9 vs. Temple, 1/7/23
Career.....	9 vs. Temple, 1/7/23

THREE POINT FG MADE	
Season.....	1 vs. Temple, 1/7/23
Conference.....	1 vs. Temple, 1/7/23
Career.....	1 vs. Temple, 1/7/23

THREE POINT FG ATTEMPTED	
Season.....	3 at SMU, 1/10/23
Conference.....	3 at SMU, 1/10/23
Career.....	3 at SMU, 1/10/23

FT MADE	
Season.....	8 vs. Temple, 1/7/23
Conference.....	8 vs. Temple, 1/7/23
Career.....	8 vs. Temple, 1/7/23

FT ATTEMPTED	
Season.....	9 vs. Temple, 1/7/23
Conference.....	9 vs. Temple, 1/7/23
Career.....	9 vs. Temple, 1/7/23

ASSISTS	
Season.....	3 vs. Southern Indiana, 12/18/22; at Louisville, 11/7/22
Conference.....	2 vs. Memphis, 1/14/23; vs. Temple, 1/9/22
Career.....	3 vs. Southern Indiana, 12/18/22; at Louisville, 11/7/22

BLOCKS	
Season.....	1 (4x) last at Wichita State, 12/30/22
Conference.....	1 at Wichita State, 12/30/22
Career.....	1 (4x) last at Wichita State, 12/30/22

STEALS	
Season.....	4 vs. Southern Indiana, 12/18/22
Conference.....	2 at SMU, 1/10/23; at Wichita State, 12/30/22
Career.....	4 vs. Southern Indiana, 12/18/22

MINUTES	
Season.....	26 vs. Temple, 1/7/23
Conference.....	26 vs. Temple, 1/7/23
Career.....	26 vs. Temple, 1/7/23



# 42 | CLARISSA CRAIG

So. | F/C | 6-2 | Cincinnati, Ohio | Roger Bacon High School | Twitter: rissa\_4242 | Instagram: \_cc42

## SEASON STATISTICS

MIN	PPG	RPG	FG%	FT%
17.8	6.2	3.4	50.6	80.5

**2022-23:** Started nine of the last 11 games since December ... Scored in double figures six times this season, including three times off the bench ... Finished with 11 points vs. Memphis (1/14) ... Turned in eight points, three rebounds and two blocks in 24 minutes vs. Temple (1/7) ... Added eight points and five rebounds in a career-high 27 minutes at Northern Kentucky (12/21) ... Scored a career-high 15 points, in addition to seven rebounds and a steal vs. Southern Indiana (12/18) ... Recorded her first career double-double with 11 points and a career-high 10 rebounds vs. UIC on Dec. 4. ... Earned her first start of the season at North Carolina A&T (12/1) ... Has scored in double figures three times off the bench ... Averaged 11.0 points, 3.5 rebounds, 2.0 blocks and 2.0 steals on 7-11 from the field and 8-10 from the free throw line in the two games at the Daytona Beach Invitational (11/25-11/26) ... Turned in 12 points, five rebounds, two blocks, three steals in 25 minutes vs. UT Arlington (11/25) ... Added six points in 12 minutes off the bench at Lindenwood (11/21) ... Turned in 11 points and five rebounds in 17 minutes vs. Radford (11/13) ... One of two players from Cincinnati (Jillian Hayes) and one of six players from within a 100-mile radius (Cincinnati, Ohio) on the roster.

**2021-22:** One of only five Bearcats to play in all 28 games with one start ... Averaged 3.2 points, 1.5 rebounds, 0.2 assists, 0.2 blocks and 0.2 steals in 11.9 minutes ... Posted a career-high 10 points on 5-for-6 from the field against N.C. A&T (12/19) ... Tied a career-high five rebounds against Wichita State (1/13) and at Ohio State (11/27) ... Converted .533 percent (8-15) from the field over a five-game stretch in conference play (1/22-2/9) ... Named to the AAC All-Academic Team.

**HIGH SCHOOL/PREP:** Lettered at Roger Bacon High School ... Ranked as Ohio's best center in the 2021 class by Ohio Girls Basketball Report ... Collegiate Girls Basketball Report listed her as the 23rd-ranked center nationally ... Two-time First Team All-GCLC performer and two-time Third Team All-Ohio Division II selection by the Ohio Prep Sportswriters Association.

Opponent	Date	GS	MIN	Total		3-Pointers		Free throws		Rebounds				PF	A	TO	BLK	STL	PTS	AVG
				FG-FGA	PCT	3FG-3FGA	PCT	FT-FTA	PCT	OFF	DEF	TOT	AVG							
at Louisville	11/07/2022		08:33	0-0	.000	0-0	.000	0-0	.000	1	1	2	2.0	5	0	1	0	0	0	0.0
Tennessee Tech	11/10/2022		10:59	1-4	.250	0-0	.000	0-0	.000	1	0	1	1.5	4	0	3	0	0	2	1.0
Radford	11/13/2022		17:01	3-7	.429	0-0	.000	5-6	.833	3	2	5	2.7	0	0	2	1	0	11	4.3
Toledo	11/16/2022		11:55	0-3	.000	0-0	.000	4-4	1.000	0	2	2	2.5	3	0	4	0	0	4	4.3
at Lindenwood	11/21/2022		12:27	2-5	.400	0-0	.000	2-3	.667	0	1	1	2.2	4	0	1	0	0	6	4.6
vs UT Arlington	11/25/2022		25:19	3-5	.600	0-0	.000	6-8	.750	2	3	5	2.7	3	0	1	2	3	12	5.8
vs Charlotte	11/26/2022		21:43	4-6	.667	0-0	.000	2-2	1.000	2	0	2	2.6	2	0	1	2	1	10	6.4
at N.C. A&T	12/01/2022	*	15:12	0-0	.000	0-0	.000	0-0	.000	0	1	1	2.4	5	1	1	0	1	0	5.6
UIC	12/04/2022	*	24:13	5-9	.556	0-1	.000	1-1	1.000	3	7	10	3.2	2	0	3	2	0	11	6.2
at Xavier	12/09/2022	*	16:35	0-3	.000	0-0	.000	0-0	.000	4	2	6	3.5	2	0	0	1	0	0	5.6
at Ohio	12/13/2022	*	16:28	2-3	.667	0-0	.000	3-6	.500	4	1	5	3.6	1	0	2	0	0	7	5.7
Southern Ind.	12/18/2022	*	20:34	5-5	1.000	0-0	.000	5-5	1.000	3	4	7	3.9	3	0	3	0	1	15	6.5
at Northern Ky.	12/21/2022	*	26:56	3-4	.750	0-0	.000	2-2	1.000	1	4	5	4.0	3	0	0	0	1	8	6.6
at Wichita St.	12/30/2022	*	11:49	0-1	.000	0-0	.000	0-0	.000	2	0	2	3.9	1	0	0	0	0	0	6.1
Temple	01/07/2023		23:26	4-9	.444	0-0	.000	0-1	.000	2	1	3	3.8	1	0	2	2	0	8	6.3
at SMU	01/10/2023		19:52	3-5	.600	0-0	.000	0-0	.000	1	1	2	3.7	4	1	2	0	0	6	6.3
Memphis	01/14/2023	*	25:49	4-7	.571	0-0	.000	3-3	1.000	1	0	1	3.5	2	0	2	1	0	11	6.5
at East Carolina	01/18/2023	*	10:50	0-1	.000	0-0	.000	0-0	.000	1	1	2	3.4	2	0	1	0	1	0	6.2
<b>Totals</b>			<b>9 319:41</b>	<b>39-77</b>	<b>.506</b>	<b>0-1</b>	<b>.000</b>	<b>33-41</b>	<b>.805</b>	<b>31</b>	<b>31</b>	<b>62</b>	<b>3.4</b>	<b>47</b>	<b>2</b>	<b>29</b>	<b>11</b>	<b>8</b>	<b>111</b>	<b>6.2</b>

			Field Goals		3-Point		F-Throws		Rebounds										Scoring		
SEASON	TEAM	GP-GS	MIN	AVG	FG-FGA	FG%	3FG-3FGA	3FG%	FT-FTA	FT%	OFF	DEF	TOT	AVG	PF-FO	A	TO	BLK	STL	PTS	AVG
2021-22	UC	28-1	332	11.9	35-88	.398	0-0	.000	20-29	.690	18	24	42	1.5	52-0	5	30	5	6	90	3.2
2022-23	UC	18-9	320	17.8	39-77	.506	0-1	.000	33-41	.805	31	31	62	3.4	47-2	2	29	11	8	111	6.2
TOTAL		46-10	652	14.2	74-165	.448	0-1	.000	53-70	.757	49	55	104	2.3	99-2	7	59	16	14	201	4.4

## MISCELLANEOUS STATISTICS

	SEASON	CAREER
Double-Double.....	1	1
10+ Plus Points.....	6	7
20+ Plus Points.....		
5+ Rebounds.....	7	9
5+ Assists.....		
10+ Rebounds.....	1	1
10+ Assists.....		
2+ Blocks.....	4	4
2+ Steals.....	1	3
Led Team in Points.....		
Led Team in Rebounds.....	1	2
Led Team in Assists.....		
Led Team in Blocks.....	1	2
Led Team in Steals.....	2	3

## CRAIG'S HIGHS

### POINTS

Season..... 15 vs. Southern Indiana, 12/18/22  
Conference ..... 11 vs. Memphis, 1/14/23  
Career ..... 15 vs. Southern Indiana, 12/18/22

### REBOUNDS

Season..... 10 vs. UIC, 12/4/22  
Conference ..... 5 at Wichita State, 1/13/22  
Career ..... 10 vs. UIC, 12/4/22

### FG MADE

Season..... 5 vs. Southern Indiana, 12/18/22; vs. UIC, 12/4/22  
Conference ..... 4 vs. Memphis, 1/14/23; vs. Temple, 1/7/23  
Career ..... 5 (3x) last vs. Southern Indiana, 12/18/22

### FG ATTEMPTED

Season..... 9 vs. Temple, 1/7/23; vs. UIC, 12/4/22  
Conference ..... 9 vs. Temple, 1/7/22  
Career ..... 9 vs. Temple, 1/7/23; vs. UIC, 12/4/22

### THREE POINT FG MADE

Season.....  
Conference .....  
Career.....

### THREE POINT FG ATTEMPTED

Season..... 1 vs. UIC, 12/4/22  
Conference .....  
Career ..... 1 vs. UIC, 12/4/22

### FT MADE

Season..... 6 vs. UT Arlington, 11/25/22  
Conference ..... 8 at East Carolina, 1/16/22  
Career ..... 8 at East Carolina, 1/16/22

### FT ATTEMPTED

Season..... 8 vs. UT Arlington, 11/25/22  
Conference ..... 10 at East Carolina, 1/16/22  
Career ..... 10 at East Carolina, 1/16/22

### ASSISTS

Season..... 1 at SMU, 1/10/23; at North Carolina A&T, 12/1/22  
Conference ..... 1 (3x) last at SMU, 1/10/23  
Career ..... 1 (7x) last at SMU, 1/10/23

### BLOCKS

Season..... 2 (4x) last vs. Temple, 1/7/23  
Conference ..... 2 vs. Temple, 1/7/23  
Career ..... 2 (4x) last vs. Temple, 1/7/23


### STEALS

Season..... 3 vs. UT Arlington, 11/26/22  
Conference 1 at East Carolina, 1/18/23; at East Carolina, 1/16/22  
Career ..... 3 vs. UT Arlington, 11/26/22

### MINUTES

Season..... 27 at Northern Kentucky, 12/21/22  
Conference ..... 26 vs. Memphis, 1/14/23  
Career ..... 27 at Northern Kentucky, 12/21/22

## TELEVISION/RADIO ROSTER

**DAIS'JA TROTTER**


Sr. | G | 5-9 | Louisville, Ky.

**CAITLYN WILSON**

Sr. | G | 5-10 | Cordova, Tenn.

**JADA SCOTT**

Sr. | G | 6-1 | Townsend, Ga.

**BRAYLYN MILTON**

So. | G | 5-11 | Charlotte, N.C.

**LOJAIN ELFATAIRY**

So. | G | 5-4 | Giza, Egypt

**JADYN SCOTT**

Sr. | F | 6-2 | Townsend, Ga.

**TAZIAH JENKS**


R-So. | F | 6-0 | Louisville, Ky.

**JILLIAN HAYES**

Jr. | G | 6-1 | Cincinnati, Ohio

**MALEA WILLIAMS**

Jr. | F/C | 6-3 | Georgetown, Ky.

**MYA JACKSON**


Sr. | G | 5-7 | Wilmington, Ohio

**SOFIA GRITZALI**

Sr. | G | 5-7 | Thessalonki, Greece

**A'RIEL JACKSON**

Fr. | G | 5-9 | Brooklyn, N.Y.

**CLARISSA CRAIG**

So. | F/C | 6-2 | Cincinnati, Ohio

**MICHELLE CLARK-HEARD**Head Coach  
Fifth Season | Western Kentucky '90**BRIDGETTE GORDON**Assistant Coach/Recruiting  
First Season | Tennessee '89**MYIA JOHNSON**Assistant Coach  
First Season | Rutgers '10**DEVRIINN PAUL**Assistant Coach  
First Season | Kentucky State '08**AK PRESTRIDGE**Director of Operations  
Second Season | Auburn '19





# 2022-23 Cincinnati Women's Basketball Combined Team Statistics All games

Page 1/1  
as of Jan 24, 2023

## Game Records

Record	Overall	Home	Away	Neutral
ALL GAMES	7-11	3-4	3-6	1-1
CONFERENCE	0-5	0-2	0-3	0-0
NON-CONFERENCE	7-6	3-2	3-3	1-1

## Score by Periods

Team	1st	2nd	3rd	4th	OT	TOT
Cincinnati	258	254	313	308	13	1146
Opponents	294	218	314	298	16	1140

## Team Box Score

No.	Player				Total		3-Point		F-Throw		Rebounds														
		GP-GS	MIN	AVG	FG-FGA	FG%	3FG-3FGA	3FG%	FT-FTA	FT%	OFF	DEF	TOT	AVG	PF	DQ	A	TO	BLK	STL	PTS	AVG			
20	HAYES, Jillian	18-18	554:27	30.8	92-226	.407	0-5	.000	64-96	.667	52	100	152	8.4	53	4	40	62	30	27	248	13.8			
23	JACKSON, Mya	18-18	591:10	32.8	82-204	.402	22-66	.333	29-36	.806	19	31	50	2.8	25	0	54	49	0	23	215	11.9			
42	CRAIG, Clarissa	18-9	319:41	17.8	39-77	.506	0-1	.000	33-41	.805	31	31	62	3.4	47	2	2	29	11	8	111	6.2			
1	WILSON, Caitlyn	18-3	306:24	17.0	34-92	.370	31-80	.388	6-9	.667	7	15	22	1.2	21	0	11	17	2	10	105	5.8			
4	MILTON, Braylyn	17-13	452:31	26.6	31-99	.313	12-37	.324	23-36	.639	10	33	43	2.5	32	1	49	36	6	19	97	5.7			
22	WILLIAMS, Malea	18-2	305:57	17.0	32-86	.372	5-22	.227	18-27	.667	37	49	86	4.8	31	0	11	33	27	11	87	4.8			
34	JACKSON, A'riel	18-6	222:19	12.4	25-69	.362	1-7	.143	28-37	.757	11	23	34	1.9	27	0	17	36	5	17	79	4.4			
10	SCOTT, Jady	18-8	261:43	14.5	27-58	.466	0-0	.000	19-27	.704	18	30	48	2.7	40	2	8	18	4	9	73	4.1			
0	TROTTER, Dais'ja	15-0	103:22	6.9	11-27	.407	9-21	.429	6-7	.857	5	16	21	1.4	14	0	4	14	0	2	37	2.5			
3	SCOTT, Jada	17-7	241:14	14.2	17-40	.425	0-0	.000	6-9	.667	7	31	38	2.2	22	0	7	10	4	7	40	2.4			
33	GRITZALI, Sofia	10-2	99:06	9.9	8-19	.421	0-0	.000	6-11	.545	4	9	13	1.3	7	0	6	9	0	7	22	2.2			
11	JENKS, Taziah	14-4	138:15	9.9	9-34	.265	4-12	.333	4-10	.400	12	12	24	1.7	14	0	7	14	4	4	26	1.9			
5	ELFATAIRY, Lojain	7-0	28:52	4.1	2-10	.200	0-7	.000	2-2	1.000	0	6	6	0.9	3	0	1	4	0	4	6	0.9			
Team											42	35	77					7							
Total		18	3625		409-1041	.393	84-258	.326	244-348	.701	255	421	676	37.6	336	9	217	338	93	148	1146	63.7			
Opponents		18	3625		414-1022	.405	79-261	.303	233-349	.668	224	405	629	34.9	300	3	231	317	78	161	1140	63.3			

## Team Statistics

	UC	OPP
<b>Scoring</b>	<b>1146</b>	<b>1140</b>
Points per game	63.7	63.3
Scoring margin	+0.3	-
<b>Field goals-att</b>	<b>409-1041</b>	<b>414-1022</b>
Field goal pct	.393	.405
<b>3 point fg-att</b>	<b>84-258</b>	<b>79-261</b>
3-point FG pct	.326	.303
3-pt FG made per game	4.7	4.4
<b>Free throws-att</b>	<b>244-348</b>	<b>233-349</b>
Free throw pct	.701	.668
F-Throws made per game	13.6	12.9
<b>Rebounds</b>	<b>676</b>	<b>629</b>
Rebounds per game	37.6	34.9
Rebounding margin	+2.6	-
<b>Assists</b>	<b>217</b>	<b>231</b>
Assists per game	12.1	12.8
<b>Turnovers</b>	<b>338</b>	<b>317</b>
Turnovers per game	18.8	17.6
Turnover margin	-1.2	-
Assist/turnover ratio	0.6	0.7
<b>Steals</b>	<b>148</b>	<b>161</b>
Steals per game	8.2	8.9
<b>Blocks</b>	<b>93</b>	<b>78</b>
Blocks per game	5.2	4.3
<b>Winning streak</b>	<b>0</b>	<b>-</b>
Home win streak	0	-
<b>Attendance</b>	<b>7154</b>	<b>16861</b>
Home games-Avg/Game	7-1022	9-1873
Neutral site-Avg/Game	-	2-213

## Team Results

Date	Opponent		Score	Att.
11/07/2022	at Louisville	L	68-87	8049
11/10/2022	Tennessee Tech	W	68-57	612
11/13/2022	Radford	W	62-53	612
11/16/2022	Toledo	Lot	71-74	3786
11/21/2022	at Lindenwood	W	71-60	494
11/25/2022	vs UT Arlington	W	72-58	250
11/26/2022	vs Charlotte	L	58-59	175
12/01/2022	at N.C. A&T	W	78-73	912
12/04/2022	UIC	L	58-66	0
12/09/2022	at Xavier	L	35-48	3162
12/13/2022	at Ohio	W	77-44	350
12/18/2022	Southern Ind.	W	99-57	527
12/21/2022	at Northern Ky.	L	52-72	1385
12/30/2022	at Wichita St.	L	49-61	1430
01/07/2023	Temple	L	73-77	784
01/10/2023	at SMU	L	44-55	399
01/14/2023	Memphis	L	58-78	833
01/18/2023	at East Carolina	L	53-61	680





# 2022-23 Cincinnati Women's Basketball Combined Team Statistics Home games

Page 1/1  
as of Jan 24, 2023

## Game Records

Record	Overall	Home	Away	Neutral
ALL GAMES	3-4	3-4	0-0	0-0
CONFERENCE	0-2	0-2	0-0	0-0
NON-CONFERENCE	3-2	3-2	0-0	0-0

## Score by Periods

Team	1st	2nd	3rd	4th	OT	TOT
Cincinnati	95	115	150	116	13	489
Opponents	95	89	138	124	16	462

## Team Box Score

No.	Player				Total		3-Point		F-Throw		Rebounds											
		GP-GS	MIN	AVG	FG-FGA	FG%	3FG-3FGA	3FG%	FT-FTA	FT%	OFF	DEF	TOT	AVG	PF	DQ	A	TO	BLK	STL	PTS	AVG
20	HAYES, Jillian	7-7	207:48	29.7	42-91	.462	0-2	.000	25-38	.658	19	38	57	8.1	21	2	19	23	13	7	109	15.6
23	JACKSON, Mya	7-7	253:17	36.2	42-89	.472	10-28	.357	13-18	.722	9	6	15	2.1	10	0	24	14	0	10	107	15.3
42	CRAIG, Clarissa	7-3	133:57	19.1	22-44	.500	0-1	.000	18-20	.900	13	16	29	4.1	15	0	0	19	6	1	62	8.9
1	WILSON, Caitlyn	7-2	123:38	17.7	14-31	.452	13-28	.464	2-4	.500	2	8	10	1.4	5	0	2	3	2	5	43	6.1
34	JACKSON, A'riel	7-3	98:34	14.1	12-34	.353	1-3	.333	16-19	.842	5	10	15	2.1	11	0	9	14	1	6	41	5.9
4	MILTON, Braylyn	7-5	173:49	24.8	7-34	.206	3-14	.214	9-14	.643	5	14	19	2.7	12	1	18	9	2	4	26	3.7
3	SCOTT, Jada	7-2	103:34	14.8	11-22	.500	0-0	.000	2-2	1.000	4	13	17	2.4	10	0	4	4	1	5	24	3.4
22	WILLIAMS, Malea	7-1	104:15	14.9	5-26	.192	2-9	.222	10-16	.625	14	13	27	3.9	12	0	2	10	9	4	22	3.1
33	GRITZALI, Sofia	4-1	43:14	10.8	3-8	.375	0-0	.000	5-8	.625	1	3	4	1.0	3	0	2	2	0	4	11	2.8
0	TROTTER, Dais'Ja	7-0	53:50	7.7	5-12	.417	4-9	.444	4-5	.800	5	9	14	2.0	7	0	2	7	0	1	18	2.6
10	SCOTT, Jadyn	7-3	75:24	10.8	6-18	.333	0-0	.000	3-8	.375	5	12	17	2.4	18	1	2	4	2	3	15	2.1
5	ELFATAIRY, Lojain	4-0	10:39	2.7	2-4	.500	0-2	.000	2-2	1.000	0	0	0	0.0	1	0	0	2	0	1	6	1.5
11	JENKS, Taziah	4-1	43:01	10.8	1-10	.100	0-2	.000	3-6	.500	7	5	12	3.0	4	0	4	3	1	0	5	1.3
Team											18	13	31					4				
Total		7	1425		172-423	.407	33-98	.337	112-160	.700	107	160	267	38.1	129	4	88	118	37	51	489	69.9
Opponents		7	1425		164-404	.406	36-108	.333	98-135	.726	90	159	249	35.6	124	0	87	126	38	41	462	66.0

## Team Statistics

	UC	OPP
<b>Scoring</b>	<b>489</b>	<b>462</b>
Points per game	69.9	66.0
Scoring margin	+3.9	-
<b>Field goals-att</b>	<b>172-423</b>	<b>164-404</b>
Field goal pct	.407	.406
<b>3 point fg-att</b>	<b>33-98</b>	<b>36-108</b>
3-point FG pct	.337	.333
3-pt FG made per game	4.7	5.1
<b>Free throws-att</b>	<b>112-160</b>	<b>98-135</b>
Free throw pct	.700	.726
F-Throws made per game	16.0	14.0
<b>Rebounds</b>	<b>267</b>	<b>249</b>
Rebounds per game	38.1	35.6
Rebounding margin	+2.6	-
<b>Assists</b>	<b>88</b>	<b>87</b>
Assists per game	12.6	12.4
<b>Turnovers</b>	<b>118</b>	<b>126</b>
Turnovers per game	16.9	18.0
Turnover margin	+1.1	-
Assist/turnover ratio	0.7	0.7
<b>Steals</b>	<b>51</b>	<b>41</b>
Steals per game	7.3	5.9
<b>Blocks</b>	<b>37</b>	<b>38</b>
Blocks per game	5.3	5.4
<b>Winning streak</b>	<b>0</b>	<b>-</b>
Home win streak	0	-
<b>Attendance</b>	<b>7154</b>	<b>0</b>
Home games-Avg/Game	7-1022	0-0
Neutral site-Avg/Game	-	0-0

## Team Results

Date	Opponent		Score	Att.
11/10/2022	Tennessee Tech	W	68-57	612
11/13/2022	Radford	W	62-53	612
11/16/2022	Toledo	Lot	71-74	3786
12/04/2022	UIC	L	58-66	0
12/18/2022	Southern Ind.	W	99-57	527
01/07/2023	Temple	L	73-77	784
01/14/2023	Memphis	L	58-78	833



# 2022-23 Cincinnati Women's Basketball Combined Team Statistics In Conference games

Page 1/1  
as of Jan 24, 2023

## Game Records

Record	Overall	Home	Away	Neutral
ALL GAMES	0-5	0-2	0-3	0-0
CONFERENCE	0-5	0-2	0-3	0-0
NON-CONFERENCE	0-0	0-0	0-0	0-0

## Score by Periods

Team	1st	2nd	3rd	4th	OT	TOT
Cincinnati	74	44	72	87	0	277
Opponents	78	64	88	102	0	332

## Team Box Score

No.	Player				Total		3-Point		F-Throw		Rebounds													
		GP-GS	MIN	AVG	FG-FGA	FG%	3FG-3FGA	3FG%	FT-FTA	FT%	OFF	DEF	TOT	AVG	PF	DQ	A	TO	BLK	STL	PTS	AVG		
20	HAYES, Jillian	5-5	168:40	33.7	20-61	.328	0-3	.000	13-16	.813	11	30	41	8.2	12	1	11	16	9	4	53	10.6		
23	JACKSON, Mya	5-5	141:12	28.2	17-48	.354	7-21	.333	0-0	.000	5	7	12	2.4	6	0	11	11	0	4	41	8.2		
34	JACKSON, A'riel	5-5	84:34	16.9	11-27	.407	1-5	.200	9-10	.900	4	8	12	2.4	11	0	6	14	2	4	32	6.4		
10	SCOTT, Jady	5-2	71:35	14.3	11-22	.500	0-0	.000	9-11	.818	6	8	14	2.8	15	1	1	8	2	3	31	6.2		
22	WILLIAMS, Malea	5-2	91:10	18.2	10-22	.455	1-3	.333	6-7	.857	8	17	25	5.0	9	0	3	14	13	2	27	5.4		
42	CRAIG, Clarissa	5-3	91:46	18.4	11-23	.478	0-0	.000	3-4	.750	7	3	10	2.0	10	0	1	7	3	1	25	5.0		
1	WILSON, Caitlyn	5-0	51:32	10.3	7-23	.304	5-18	.278	0-0	.000	2	1	3	0.6	5	0	3	3	0	1	19	3.8		
4	MILTON, Braylyn	5-1	118:19	23.7	5-23	.217	2-10	.200	6-9	.667	2	5	7	1.4	5	0	21	12	5	6	18	3.6		
33	GRITZALI, Sofia	4-2	59:08	14.8	4-13	.308	0-0	.000	3-5	.600	1	6	7	1.8	5	0	5	5	0	2	11	2.8		
0	TROTTER, Dais'Ja	5-0	22:01	4.4	2-4	.500	1-3	.333	3-3	1.000	0	7	7	1.4	6	0	0	8	0	0	8	1.6		
3	SCOTT, Jada	5-0	52:16	10.5	3-8	.375	0-0	.000	1-1	1.000	0	5	5	1.0	4	0	0	5	1	2	7	1.4		
11	JENKS, Taziah	5-0	31:01	6.2	2-5	.400	1-3	.333	0-0	.000	1	2	3	0.6	3	0	1	2	1	1	5	1.0		
5	ELFAIRAIRY, Lojain	3-0	16:47	5.6	0-3	.000	0-2	.000	0-0	.000	0	6	6	2.0	2	0	1	3	0	3	0	0.0		
Team											14	5	19				3							
Total		5	1000		103-282	.365	18-68	.265	53-66	.803	61	110	171	34.2	93	2	64	111	36	33	277	55.4		
Opponents		5	1000		123-287	.429	17-47	.362	69-103	.670	66	113	179	35.8	77	0	69	86	30	52	332	66.4		

## Team Statistics

	UC	OPP
<b>Scoring</b>	<b>277</b>	<b>332</b>
Points per game	55.4	66.4
Scoring margin	-11.0	-
<b>Field goals-att</b>	<b>103-282</b>	<b>123-287</b>
Field goal pct	.365	.429
<b>3 point fg-att</b>	<b>18-68</b>	<b>17-47</b>
3-point FG pct	.265	.362
3-pt FG made per game	3.6	3.4
<b>Free throws-att</b>	<b>53-66</b>	<b>69-103</b>
Free throw pct	.803	.670
F-Throws made per game	10.6	13.8
<b>Rebounds</b>	<b>171</b>	<b>179</b>
Rebounds per game	34.2	35.8
Rebounding margin	-1.6	-
<b>Assists</b>	<b>64</b>	<b>69</b>
Assists per game	12.8	13.8
<b>Turnovers</b>	<b>111</b>	<b>86</b>
Turnovers per game	22.2	17.2
Turnover margin	-5.0	-
Assist/turnover ratio	0.6	0.8
<b>Steals</b>	<b>33</b>	<b>52</b>
Steals per game	6.6	10.4
<b>Blocks</b>	<b>36</b>	<b>30</b>
Blocks per game	7.2	6.0
<b>Winning streak</b>	<b>0</b>	<b>-</b>
Home win streak	0	-
<b>Attendance</b>	<b>1617</b>	<b>2509</b>
Home games-Avg/Game	2-809	3-836
Neutral site-Avg/Game	-	0-0

## Team Results

Date	Opponent		Score	Att.
12/30/2022	at Wichita St.	L	49-61	1430
01/07/2023	Temple	L	73-77	784
01/10/2023	at SMU	L	44-55	399
01/14/2023	Memphis	L	58-78	833
01/18/2023	at East Carolina	L	53-61	680



2022-23 Cincinnati Women's Basketball  
Team Game-by-Game  
All games

Page 1/1  
as of Jan 24, 2023

				Total		3-Pointers		Free throws		Rebounds											
Opponent	Date	Score		FG-FGA	PCT	3FG-3FGA	PCT	FT-FTA	PCT	OFF	DEF	TOT	AVG	PF	A	TO	BLK	STL	PTS	AVG	
at Louisville	11/07/2022	68-87	L	23-53	.434	9-13	.692	13-20	.650	8	19	27	27.0	24	8	24	2	5	68	68.0	
Tennessee Tech	11/10/2022	68-57	W	26-66	.394	6-18	.333	10-18	.556	19	29	48	37.5	17	14	12	7	10	68	68.0	
Radford	11/13/2022	62-53	W	20-62	.323	6-13	.462	16-22	.727	13	27	40	38.3	16	15	17	5	8	62	66.0	
Toledo	11/16/2022	71-74	Lot	26-58	.448	4-13	.308	15-23	.652	14	27	41	39.0	24	7	18	4	5	71	67.3	
at Lindenwood	11/21/2022	71-60	W	25-61	.410	3-14	.214	18-23	.783	17	19	36	38.4	23	9	14	2	12	71	68.0	
vs UT Arlington	11/25/2022	72-58	W	27-61	.443	1-10	.100	17-25	.680	15	31	46	39.7	22	12	23	7	10	72	68.7	
vs Charlotte	11/26/2022	58-59	L	24-61	.393	2-10	.200	8-11	.727	16	21	37	39.3	14	13	12	6	5	58	67.1	
at N.C. A&T	12/01/2022	78-73	W	27-52	.519	7-18	.389	17-26	.654	10	19	29	38.0	22	16	17	4	9	78	68.5	
UIC	12/04/2022	58-66	L	23-60	.383	3-15	.200	9-14	.643	18	16	34	37.6	16	12	14	3	4	58	67.3	
at Xavier	12/09/2022	35-48	L	10-56	.179	1-11	.091	14-22	.636	12	31	43	38.1	19	7	18	6	13	35	64.1	
at Ohio	12/13/2022	77-44	W	25-50	.500	12-20	.600	15-25	.600	18	26	44	38.6	13	15	24	3	11	77	65.3	
Southern Ind.	12/18/2022	99-57	W	30-60	.500	9-20	.450	30-39	.769	18	22	40	38.8	17	17	16	6	17	99	68.1	
at Northern Ky.	12/21/2022	52-72	L	20-59	.339	3-15	.200	9-14	.643	16	24	40	38.8	16	8	18	2	6	52	66.8	
at Wichita St.	12/30/2022	49-61	L	18-59	.305	7-22	.318	6-7	.857	11	23	34	38.5	19	13	15	14	7	49	65.6	
Temple	01/07/2023	73-77	L	25-62	.403	3-11	.273	20-27	.741	16	22	38	38.5	16	13	17	9	3	73	66.1	
at SMU	01/10/2023	44-55	L	18-59	.305	2-11	.182	6-6	1.000	11	29	40	38.6	18	12	22	8	15	44	64.7	
Memphis	01/14/2023	58-78	L	22-55	.400	2-8	.250	12-17	.706	9	17	26	37.8	23	10	24	3	4	58	64.3	
at East Carolina	01/18/2023	53-61	L	20-47	.426	4-16	.250	9-9	1.000	14	19	33	37.6	17	16	33	2	4	53	63.7	
Total		1146		409-1041	.393	84-258	.326	244-348	.701	255	421	676	37.6	336	217	338	93	148	1146	63.7	
Opponents		1140		414-1022	.405	79-261	.303	233-349	.668	224	405	629	34.9	300	231	317	78	161	1140	63.3	

Cincinnati Averages

Games Played	Points/game	FG Pct	3FG Pct	FT Pct	Rebounds/game	Assists/game	Turnovers/game	Assist/Turnover ratio	Steals/game	Blocks/game
18	63.7	39.3	32.6	70.1	37.6	12.1	18.8	0.6	8.2	5.2



# 2022-23 Cincinnati Women's Basketball Opponents Game-by-Game All games

Page 1/1  
as of Jan 24, 2023

				Total		3-Pointers		Free throws		Rebounds											
Opponent	Date	Score		FG-FGA	PCT	3FG-3FGA	PCT	FT-FTA	PCT	OFF	DEF	TOT	AVG	PF	A	TO	BLK	STL	PTS	AVG	
at Louisville	11/07/2022	68-87	L	31-60	.517	5-21	.238	20-28	.714	14	25	39	39.0	17	12	18	5	14	87	87.0	
Tennessee Tech	11/10/2022	68-57	W	20-70	.286	10-26	.385	7-9	.778	22	26	48	43.5	13	13	16	6	3	57	72.0	
Radford	11/13/2022	62-53	W	20-58	.345	4-18	.222	9-16	.563	11	29	40	42.3	18	9	22	4	6	53	65.7	
Toledo	11/16/2022	71-74	Lot	23-58	.397	4-15	.267	24-33	.727	10	21	31	39.5	16	11	10	2	4	74	67.8	
at Lindenwood	11/21/2022	71-60	W	23-46	.500	9-21	.429	5-16	.313	10	22	32	38.0	18	17	24	3	6	60	66.2	
vs UT Arlington	11/25/2022	72-58	W	20-62	.323	1-10	.100	17-25	.680	11	24	35	37.5	21	10	15	1	16	58	64.8	
vs Charlotte	11/26/2022	58-59	L	22-58	.379	4-14	.286	11-16	.688	14	20	34	37.0	13	11	11	4	8	59	64.0	
at N.C. A&T	12/01/2022	78-73	W	27-55	.491	4-15	.267	15-19	.789	10	18	28	35.9	18	16	21	3	9	73	65.1	
UIC	12/04/2022	58-66	L	24-49	.490	5-12	.417	13-18	.722	10	20	30	35.2	12	12	14	6	4	66	65.2	
at Xavier	12/09/2022	35-48	L	18-56	.321	3-11	.273	9-17	.529	12	35	47	36.4	19	12	20	6	9	48	63.5	
at Ohio	12/13/2022	77-44	W	16-51	.314	3-21	.143	9-15	.600	11	11	22	35.1	20	10	22	3	11	44	61.7	
Southern Ind.	12/18/2022	99-57	W	20-52	.385	2-11	.182	15-19	.789	11	16	27	34.4	24	14	27	5	8	57	61.3	
at Northern Ky.	12/21/2022	52-72	L	27-60	.450	8-19	.421	10-15	.667	12	25	37	34.6	14	15	11	0	11	72	62.2	
at Wichita St.	12/30/2022	49-61	L	21-55	.382	2-4	.500	17-26	.654	14	26	40	35.0	10	13	16	3	11	61	62.1	
Temple	01/07/2023	73-77	L	31-68	.456	7-13	.538	8-10	.800	16	24	40	35.3	22	20	15	10	4	77	63.1	
at SMU	01/10/2023	44-55	L	21-59	.356	2-7	.286	11-18	.611	13	29	42	35.8	10	14	17	5	12	55	62.6	
Memphis	01/14/2023	58-78	L	26-49	.531	4-13	.308	22-30	.733	10	23	33	35.6	19	8	22	5	12	78	63.5	
at East Carolina	01/18/2023	53-61	L	24-56	.429	2-10	.200	11-19	.579	13	11	24	34.9	16	14	16	7	13	61	63.3	
Total		1140		414-1022	.405	79-261	.303	233-349	.668	224	405	629	34.9	300	231	317	78	161	1140	63.3	
Cincinnati		1146		409-1041	.393	84-258	.326	244-348	.701	255	421	676	37.6	336	217	338	93	148	1146	63.7	

## Opponents Averages

Games Played	Points/game	FG Pct	3FG Pct	FT Pct	Rebounds/game	Assists/game	Turnovers/game	Assist/Turnover ratio	Steals/game	Blocks/game
18	63.3	40.5	30.3	66.8	34.9	12.8	17.6	0.7	8.9	4.3