



# CINCINNATI

## 2022 BASEBALL GAME NOTES



### 2022 SCHEDULE / RESULTS

DATE	OPPONENT	TIME/RESULT
02/18	@ FGCU	W, 9-6
02/19	@ FGCU	W, 15-14
02/19	@ FGCU	L, 10-5
02/20	@ FGCU	L, 16-8
02/25	@ North Alabama	4 p.m.
02/26	@ North Alabama	2 p.m.
02/26	@ North Alabama	4:30 p.m.
02/27	@ North Alabama	1 p.m.
03/04	NORTHWESTERN	4 p.m.
03/05	NORTHWESTERN	Noon
03/05	NORTHWESTERN	Noon
03/06	NORTHWESTERN	Noon
03/08	@ Indiana	4 p.m.
03/11	Michigan State	2 p.m.
03/12	Kansas	6 p.m.
03/13	Western Carolina	5 p.m.
03/15	@ Wofford	TBD
03/18	SAINT JOSEPH'S	4 p.m.
03/19	SAINT JOSEPH'S	Noon
03/19	SAINT JOSEPH'S	Noon
03/20	SAINT JOSEPH'S	Noon
03/25	XAVIER	4 p.m.
03/26	Xavier	4 p.m.
03/27	@ Xavier	1 p.m.
03/29	XAVIER	7 p.m.
04/01	ECU *	6 p.m.
04/02	ECU *	4 p.m.
04/03	ECU *	12 p.m.
04/05	Wright State/Miami (OH)	TBD
04/08	HOUSTON *	6 p.m.
04/09	HOUSTON *	4 p.m.
04/10	HOUSTON *	Noon
04/12	@ Louisville	6 p.m.
04/14	@ Wichita State *	7 p.m.
04/15	@ Wichita State *	7 p.m.
04/16	@ Wichita State *	1 p.m.
04/20	INDIANA	6 p.m.
04/22	USF *	6 p.m.
04/23	USF *	4 p.m.
04/24	USF *	Noon
04/29	@ ECU *	6:30 p.m.
04/30	@ ECU *	4 p.m.
05/01	@ ECU *	1 p.m.
05/03	WRIGHT STATE	6 p.m.
05/06	@ Tulane *	7:30 p.m.
05/07	@ Tulane *	3 p.m.
05/08	@ Tulane *	2 p.m.
05/11	NKU	11 a.m.
05/13	MEMPHIS *	6 p.m.
05/14	MEMPHIS *	4 p.m.
05/15	MEMPHIS *	Noon
05/17	@ Ohio State	6:05 p.m.
05/19	@ UCF *	6 p.m.
05/20	@ UCF *	6 P.M.
05/21	@ UCF *	6 P.M.

### AAC CHAMPIONSHIP

\* May 24-29 (Clearwater, Florida • BayCare Ballpark)  
 \* - AAC game; Home games, in **BOLD CAPS**, played at UC Baseball Stadium. Times and dates subject to change.

All home games will be broadcasted on ESPN+.

## CINCINNATI

### BEARCATS

vs

## NORTH ALABAMA

### LIONS

FEB 25-27, 2022 • MIKE D. LANE FIELD • FLORENCE, ALA.

CINCINNATI	SERIES INFORMATION	NORTH ALABAMA
2022 Record.....2-2, 0-0 AAC	Live Stats.....BearcatStats.com	2022 Record.....0-3, 0-0 ASUN
Head Coach.....Scott Googins	Watch.....ESPN+	Head Coach.....Mike Keehn
Record at UC.....97-95 (5th)	Series Record.....0-0, First Matchup	School Record.....334-295-1 (14th)
Career Record.....438-452 (17th)	Last Meeting.....Never	Career Record.....Same

### PROBABLE STARTING PITCHERS

FRIDAY, FEB. 25	SATURDAY, FEB. 26	SATURDAY, FEB 26	SUNDAY, FEB 27
4 p.m. • ESPN+	2 p.m. • ESPN3	4:30 p.m. • ESPN3	1 p.m. • ESPN+
LHP <b>Tristan Weaver</b>	LHP <b>Alex Shea</b>	RHP <b>Zach Segal</b>	RHP <b>Garrett Harker</b>
vs. RHP <b>Jacob Bradshaw</b>	vs. RHP <b>Will Habersack</b>	vs. RHP <b>Brycen Parrish</b>	vs. TBA

**CINCINNATI** – The University of Cincinnati baseball team will travel to Florence, Ala. to take on North Alabama for a four-game series from Friday to Sunday. The first game will start at 4 p.m. ET on Friday and will be followed by a doubleheader on Saturday, with those games starting at 2 p.m. and approximately 4:30 p.m. Sunday's game will wrap up the series, with first pitch scheduled for 1 p.m.

The games on Friday and Sunday will air on ESPN+ and the two games on Saturday will be on ESPN3. Live stats will be available at BearcatStats.com.

### SERIES BUSINESS

- The Bearcats and Lions have never played each other. Friday will mark the first-ever game between the two baseball programs.

### SETTING THE STAGE

- The Bearcats will arrive in Florence, Ala. with a 2-2 record after splitting the series with Florida Gulf Coast this past weekend. Cincinnati won the first two games before dropping the second two.
- North Alabama will be looking for its first win of the season this weekend. The Lions dropped all three games to Southern Mississippi this past weekend by a combined score of 29-5.

### ABOUT THE BEARCATS

- UC's offense had a terrific start to the season, averaging 9.25 runs per game, which ranks second in the AAC. The Bearcats' nine homers rank fourth in the entire NCAA and their 50 hits rank 13th nationally.
- 2022 AAC preseason player of the year Paul Komistek earned a spot on the AAC Weekly Honor Roll after hitting .500 and two home runs in the first weekend. His 10 hits are the third-most in the country. Redshirt sophomore Ryan Nicholson and redshirt junior Griffin Merritt each had three home runs as well, which is tied for fifth in the country.
- Graduate transfer Tristan Weaver had a nice debut on the mound, throwing five innings and giving up only one run.

### PROBABLE STARTING LINEUP

NO.	NAME (B/T)	POS	HT	WT	YR	HOMETOWN	AVG	GP-GS	R	H	RBI	SB
10	Cole Harting (R/R)	OF	5-11	205	So.	West Chester, Ohio	.188	4-4	4	3	0	0
3	JP Sponseller (L/R)	OF	5-10	200	r-So.	Mason, Ohio	.286	4-3	3	4	2	0
32	Paul Komistek (R/R)	OF	6-2	200	r-Jr.	Knoxville, Tenn.	.500	4-4	6	10	6	1
14	Wyatt Stapp (L/R)	INF	6-1	205	r-Sr.	Keller, Texas	.235	4-4	1	4	2	0
44	Ryan Nicholson (L/L)	INF	6-3	215	r-So.	Louisville, Ky.	.444	4-4	7	8	5	1
28	Kerrington Cross	INF	6-0	200	r-Fr.	Brownsburg, Ind.	.375	4-4	3	6	1	1
8	Griffin Merritt (R/R)	OF	6-2	225	r-Jr.	Cincinnati, Ohio	.438	4-4	6	7	6	0
15	Joe Powell (R/R)	C	5-10	160	r-So.	Mason, Ohio	.333	3-2	2	3	3	0
9	Jake Hansen	INF	6-1	200	r-Sr.	Westchester, Ill.	.250	3-3	2	4	3	0



### THE AMERICAN ON ESPN+

All 25 Cincinnati home baseball games will air on ESPN+. Most conference road games will be aired on ESPN+. Visit the opposing team's website for more information on its broadcast schedule.

Visit [gobearcats.com/espn](http://gobearcats.com/espn) to subscribe and stream all the Bearcats' games this season.

## SERIES ROTATION

## GAME 1



## TRISTAN WEAVER LHP #11

2022 STATS: 1-0, 5 IP, 4 K's, 1.80 ERA

Height: 6-0  
Weight: 188  
B/T: L/L

Year: Graduate Student  
Hometown: Auburn Ill.  
High School: Auburn

## LAST START

Threw five innings, giving up only one run and two hits... struck out four on the way to the win in his UC debut.

## 2021 RECAP

Weaver threw 51.2 innings in 11 starts for Indiana State before transferring to Cincinnati for the 2022 season. Despite his 7.32 ERA, he pitched a few gems, including a seven inning, one run, seven strikeout performance on April 17 and an eight inning, two run, 10 strikeout game against Missouri State on May 8.

## 2022 GAME LOG (1 START)

BEARCATS RECORD: 1-0

DATE	OPP	DEC	IP	H	R	ER	HR	BB	K	NP	ERA
2/18	at FGCU	W, 9-6	5.0	2	1	1	1	3	4	81	1.80
<b>TOTALS</b>		<b>1-0</b>	<b>5.0</b>	<b>2</b>	<b>1</b>	<b>1</b>	<b>1</b>	<b>3</b>	<b>4</b>	<b>81</b>	<b>1.80</b>

## GAME 2



## ALEX SHEA LHP #77

2022 STATS: 0-1, 3.2 IP, 3 K's, 4.91 ERA

Height: 6-5  
Weight: 202  
B/T: L/L

Year: Redshirt Sophomore  
Hometown: Union, Ky.  
High School: St. Henry

## LAST START

Threw 3.2 innings in his first career start... gave up seven runs (two earned) while striking out three.

## 2021 RECAP

Shea made two appearances out of the bullpen in 2021. In his first, against Xavier, he threw a clean inning and recorded a strikeout on 12 pitches. His second appearance was against Saint Louis, throwing 0.1 of an inning, allowed no runs.

## 2022 GAME LOG (1 START)

BEARCATS RECORD: 0-1

DATE	OPP	DEC	IP	H	R	ER	HR	BB	K	NP	ERA
2/19	at FGCU	L, 10-5	3.2	5	7	2	0	5	3	81	4.91
<b>TOTALS</b>		<b>0-1</b>	<b>3.2</b>	<b>5</b>	<b>7</b>	<b>2</b>	<b>0</b>	<b>5</b>	<b>3</b>	<b>81</b>	<b>4.91</b>

## GAME 3



## ZACH SEGAL RHP #43

2022 STATS: 0-0, 2 H, 0.00 ERA, 3.2 IP

Height: 6-0  
Weight: 195  
B/T: R/R

Year: Redshirt Sophomore  
Hometown: Carmel, Ind.  
High School: Carmel

## LAST START

N/A

## 2021 RECAP

Segal appeared in 18 games with 9 starts on the mound in 2021. He pitched 70 innings with 44 strikeouts, a 5-4 record, and 2 saves. He recorded 6 strikeouts at East Carolina on April 1, 2021 and pitched 8 innings at Houston on May 7, 2021.

## 2022 GAME LOG (0 STARTS, 2 APPEARANCES)

BEARCATS RECORD: 5-4

DATE	OPP	DEC	IP	H	R	ER	HR	BB	K	NP	ERA
2/19	at FGCU	ND, W, 15-14	1.0	0	0	0	0	0	0	10	0.00
2/20	at FGCU	ND, L, 16-8	2.2	2	1	0	0	2	1	42	0.00
<b>TOTALS</b>		<b>0-0</b>	<b>3.2</b>	<b>2</b>	<b>1</b>	<b>0</b>	<b>0</b>	<b>2</b>	<b>1</b>	<b>52</b>	<b>0.00</b>

## GAME 4



## GARRETT HARKER RHP #35

2022 STATS: 0-0, 2 K's, 22.50 ERA

Height: 6-0  
Weight: 206  
B/T: R/R

Year: Freshman  
Hometown: Lebanon, Ind.  
High School: Lebanon Senior

## LAST START

Pitched two innings in his UC debut... gave up six runs (five earned) on three hits... struck out two.

## 2021 RECAP

Harker played at Lebanon High School in Lebanon, Ind.. He was named the District K Player of the Year by the IHSBCA. He was also named to the PBR Indiana All-State Team and to the 2021 ALL-USA Central Indiana baseball postseason Super Team.

## 2022 GAME LOG (1 START)

BEARCATS RECORD: 0-0

DATE	OPP	DEC	IP	H	R	ER	HR	BB	K	NP	ERA
2/19	at FGCU	ND, W, 15-14	2.0	3	6	5	0	5	2	66	22.50
<b>TOTALS</b>		<b>0-0</b>	<b>2.0</b>	<b>3</b>	<b>6</b>	<b>5</b>	<b>0</b>	<b>5</b>	<b>2</b>	<b>66</b>	<b>22.50</b>

## QUICK FACTS

## GENERAL

Location .....	Cincinnati, OH 45221
Founded .....	1819
Enrollment .....	46,710
Conference .....	American Athletic
Nickname .....	Bearcats
Colors .....	Red (PMS 186) & Black
Home Field .....	UC Baseball Stadium
President .....	Neville G. Pinto, PhD
Director of Athletics .....	John Cunningham
Faculty Representative .....	Brian Hatch, PhD

## HISTORY

First Year of Baseball .....	1888
All-Time Record .....	1,631-1790-21
No. Yrs in NCAA Tournament/Last .....	6/2019
Last NCAA Post-Season Opponent .....	Creighton, L, 6-1

## COACHING STAFF

Head Coach .....	Scott Googins (Ohio Wesleyan '91)
Overall Record (Year) .....	438-452 (17th)
Record at Cincinnati (Year) .....	97-95 (5th)
Assistant Coach .....	JD Heilmann (Cincinnati '97)
Year at Cincinnati .....	Fifth/10th
Assistant Coach .....	Kyle Sprague (Malone '11)
Year at Cincinnati .....	Fifth
Volunteer Assistant .....	Lee Sponseller (Ohio Dominican '17)
Year at Cincinnati .....	Second

## SUPPORT STAFF

Director of Operations .....	Andy Nagel (7th season)
Athletic Trainer .....	Mary Ankrom (5th season)
Strength & Conditioning .....	Chaz Calloway (7th season)

## 2021 INFORMATION

Overall Record: .....	29-26
Home .....	17-8
Road .....	12-16
Neutral .....	0-2
Conference Record .....	18-14
Home .....	10-6
Road .....	8-8
Finish .....	4th
2021 AAC Championship .....	0-2

## 2022 TEAM

Position Starters Returning/Lost: .....	6/3
Pitching Starters Returning/Lost: .....	2/2

## 2022 SCHEDULE INFORMATION

Home/Away, Neutral Games: .....	24/27/4
American Home/Away Games: .....	12/12
Non-Conf. Home/Away, Neutral Games: .....	12/15/4

## COMMUNICATIONS

Baseball Contact .....	Alex Pepke
Phone .....	412-996-5598
Email .....	pepkeaj@mail.uc.edu
Secondary Baseball Contact .....	Connor Boyle
Phone .....	513-556-2234
Email .....	boylecjp@ucmail.uc.edu

## FOLLOW THE BEARCATS

For all the latest information on Cincinnati baseball, please visit GoBEARCATS.com. For up-to-the-minute updates, follow UC baseball (@GoBearsBase) on Twitter, Instagram and Facebook.

## MATCHING THEM UP (2022 STATS)

BATTING	AVG	OPS	GP	AB	R	H	2B	3B	HR	RBI	TB	SLG%	BB	HBP	SO	GDP	OB%	SF	SH	SB-A
Cincinnati	.307	.869	4	163	37	50	5	1	9	31	84	.515	13	0	47	0	.354	2	0	4-6
North Ala.	.186	.429	3	97	5	18	1	0	0	4	19	.196	4	2	38	1	.233	0	0	5-10

PITCHING	ERA	WHIP	W-L	APP	CG	SH	SV	IP	H	R	ER	BB	SO	2B	3B	HR	AB	AVG	WP	HBP	BK	SFA	SHA
Cincinnati	10.32	2.24	2-2	18	0	0	1	34.0	41	46	39	35	38	8	1	3	138	.297	9	13	1	2	1
North Ala.	9.75	2.08	0-3	9	0	0	0	24.0	33	29	26	17	13	5	2	0	96	.344	5	10	0	4	1

## BEARCATS IN THE OUTFIELD

- Three Bearcats were named to the preseason All-AAC team - OF Paul Komistek, OF Cole Harting and OF Griffin Merritt.
- Harting, a sophomore, hit .289, led the team in runs (49, 5th in AAC) and tied for the team-lead in home runs (10) in his true freshman season.
- Merritt, a junior, tied with Harting for the team-lead in home runs (10), was third in RBIs (38) and ranked fifth in OPS (.873).
- All three landed on D1 Baseball's Preseason Top 150 Outfielders list. Komistek was ranked 26th in the nation, Harting was placed at 77th and Merritt came in at 127th.

## HIGH EXPECTATIONS

- Through four games in 2022, Komistek is third in the NCAA with 10 hits. He's hitting .500 with two homers and six RBIs. The six RBI's are tied with teammate Griffin Merritt for the most in the conference.
- The redshirt junior outfielder from Knoxville, Tenn. was named the 2022 Preseason AAC Player of the Year by the league's coaches.
- In the conference, he ranked second in BA (.364), third in slugging percentage (.599) and second in on-base percentage (.459), which all led UC in 2021.
- Komistek is the second UC player to be named the AAC Preseason Player of the Year. The other was Ian Happ in 2015, who is now an outfielder for the Chicago Cubs.

## A NEW STANDARD

- UC was picked by the conference's coaches to finish in third place in the AAC in 2022, which is the highest since joining the conference for the 2014 season.
- The highest the Bearcats have ever been picked to finish in the AAC prior to this year was fifth in 2017.

## ELITE OFFENSE

- The Bearcats exploded on offense in the first weekend. They currently rank 13th in the nation in hits (50) and fourth in home runs (9).
- In the AAC, UC ranks third in slugging % (.515), second in runs scored (37), first in hits (50) and first in total bases (84).
- Komistek, Nicholson and Merritt are leading the charge at the plate. All three rank in the top five in the conference in slugging %, runs scored, hits, RBIs, home runs and total bases after the first weekend.

## GOING, GOING, GONE

- After the first weekend of college baseball this year, Cincinnati led the nation in home runs with nine. They now rank fourth.
- Nicholson and Merritt have three each and Komistek has two long balls. Catcher Joe Powell also had a homer.
- The Bearcats launched 67 homers during the 2021 season, which ranked third in the conference.

## HITTING THE BOOKS

- The baseball team earned its highest-ever team-GPA in Fall 2021 (3.384).
- Twenty-nine players found themselves on the honor roll (3.0+ GPA) with 24 more on the Dean's List (3.4+ GPA). Five Bearcats on the team had 4.0 GPA's.

- It wasn't just the baseball team that had success in the classroom. The entire department had a 3.387 GPA and landed 78% of the student-athletes on the honor roll.
- "This is a great accomplishment for our baseball program and I couldn't be more proud of the way our guys have worked in the classroom and on the field this past fall," baseball head coach Scott Googins said.

## MILESTONE WATCH

- Head coach Scott Googins has 97 wins at UC after four seasons, which is the fifth-most for a Bearcats coach. He has 438 in his career. Brian Cleary has the most all-time at UC with 434.
- INF Wyatt Stapp is 6 hits from 150 and 19 RBIs from 100 in his career. He is also 1 game away from playing in 150 in his career (30 at Tennessee, 119 at UC).
- Coming into this season, Komistek has a career .579 slugging percentage and a .442 on-base percentage. The slugging percentage would rank eighth all-time in UC history and the on-base percentage would rank sixth.

## BACK FOR MORE

- The Bearcats return some big bats this season after a great offensive year in 2021.
- Paul Komistek, 2022 Preseason AAC Player of the Year, will look to build on his 2021 season where he hit .364 and was named to the All-AAC First Team.
- Cole Harting and Griffin Merritt round out an outfield that should be one of the best, if not the best in the conference. Both players were named to the Preseason All-AAC Team.
- Wyatt Stapp returns for a fifth season after starting 40 games and hitting .271 in 2021. He ended last season with a perfect 1.000 fielding percentage.
- In his first year starting in 2021, Ryan Nicholson proved that he belongs. The redshirt sophomore hit .291 and started 45 games for UC a year ago.

## RETURNING TO THE MOUND

- Zach Segal looks to help lead a UC pitching staff that lost a few key arms. Segal appeared in 18 games, started nine and pitched to a 5-4 record in his sophomore season. He's made two appearances so far in 2022, throwing 3.2 innings without giving up any runs.
- Beau Keathley, while mostly working in relief in 2021, hopes to help anchor the pitching staff after striking out 42 batters in 41.0 innings with a 1.44 WHIP.
- Jackson Murphy will be back to anchor a Bearcats bullpen. In 2021, Murphy had a 3.21 ERA and a 1.57 WHIP. He also led the team in pitching appearances with 22, all out of the bullpen. He's pitched 1.1 innings without giving up a run in 2022.

## FLASHING THE LEATHER

- So far in 2022, the Bearcats rank first in the AAC in putouts (102), second in assists (29) and first in fielding double plays (3).
- UC's .978 fielding percentage ranked 28th in the nation and tied ECU for tops in the AAC in 2021.
- The Bearcats turned 50 double plays in 2021, which led the conference and ranked seventh in the country.
- With 525 assists in 2021, UC ended last season with the second-most assists in the conference.

## NOTES

## WEEKLY HONORS

AAC PLAYER OF THE WEEK

NAME	HONOR [Date]

## HONOR ROLL

NAME	DATE
Paul Komistek	Feb. 21

## PRESEASON ALL-AAC

Paul Komistek (OF), Cole Harting (OF), Griffin Merritt (OF)

Paul Komistek - AAC Preseason Player of the Year

## CURRENT PRO PLAYERS

## MAJOR LEAGUE BASEBALL

NAME	TEAM
Ian Happ	Chicago
Josh Harrison	Free Agent
Art Warren	Cincinnati

## MINOR LEAGUE BASEBALL

NAME	TEAM
Cam Alldred	Indianapolis (AAA - Pittsburgh)
AJ Bumpass	Free Agent
Ryan Noda	Tulsa (AA - Los Angeles)
Manny Rodriguez	Binghamton (AA - NY Mets)
Joey Weimer	Wisconsin (High A - Milwaukee)
Garrett Schoenle	ACL (Rookie - White Sox)
Evan Shawver	ACL (Rookie - Colorado)

## INDEPENDENT

NAME	TEAM
AJ Kullman	USPBL
Jace Mercer	Frontier League
JT Perez	Frontier League
Eric Santiago	USPBL

## 2022 AMERICAN CONFERENCE STANDINGS

SCHOOL	AAC	AAC%	OVERALL	%	H	A	N	STK
UCF	0-0	0.000	4-0	1.000	3-0	1-0	0-0	W4
Tulane	0-0	0.000	3-0	1.000	3-0	0-0	0-0	W3
Memphis	0-0	0.000	2-1	0.667	2-1	0-0	0-0	L1
Cincinnati	0-0	0.000	2-2	0.500	0-0	2-2	0-0	L2
South Florida	0-0	0.000	1-2	0.333	1-2	0-0	0-0	L1
East Carolina	0-0	0.000	1-3	0.250	0-3	1-0	0-0	W1
Houston	0-0	0.000	1-3	0.250	0-0	1-0	0-3	W1
Wichita State	0-0	0.000	0-4	0.000	0-0	0-4	0-0	L4

## DON'T RUN

- Catcher Joe Powell threw out 14 runners in 35 tries last year and ended the season with a .987 fielding percentage.
- UC catchers threw 22 runners out in 73 stolen base attempts in 2021, which made for the second-best stolen bases against percentage in the conference.

## WELCOME TO CLIFTON

- The Bearcats brought in some serious talent via the transfer portal in 2022.
- JP Sponseller, a redshirt sophomore outfielder, came from Elon. His older brother, Lee, is a volunteer assistant coach in the program.
- Tristan Weaver is a LHP that came to UC from Indiana State. He is expected to start for the Bearcats.
- Other transfers include Ryan Steckline (LHP, Monmouth), Max Palmieri (INF, Lincoln Memorial) and Kameron Guidry (INF, Georgia).

## THE BULLPEN CREW

- Jackson Murphy (22), Max Bergmann (16), Beau Keathley (14), Aiden Bradbury (10) and Dean McCarthy (12) were all among the team leader bullpen appearances last season. They all return in 2022 for what should make an impressive bullpen group.
- Chase Hopewell, a redshirt sophomore transfer from Findlay, should also be a fine addition to the bullpen where he expects to play a big role this year.

## TO BE THE BEST...


- The Bearcats will look to prove themselves against top competition this season. They have six games against AAC powerhouse East Carolina, four games against rival Xavier and two against Indiana.
- They will also play in an invitational against Michigan State, Kansas and Western Carolina along with taking on Ohio State and Louisville later in the year.

## BEARCATS WITH A BRIGHT FUTURE

- UC placed two players in D1 Baseball's top-10 AAC prospects for the 2023 MLB Draft with Cole Harting (No. 4) and freshman right-handed pitcher Garrett Harker (No. 9) both earning spots on the list.
- UC was also represented in the AAC prospect ranking for the 2022 MLB Draft. Hopewell (No. 21); Komistek (No. 24); Nicholson (No. 31); Powell (No. 33) and Merritt (No. 36) all garnered attention as draft-eligible players.
- Both Harker (No. 6) and catcher Boston Smith (No. 10) were named impact freshman to watch in 2022.

## UC DEBUTS

- Graduate transfer Tristan Weaver made his UC debut on Feb. 18, throwing five innings while only giving up two hits and one run. He struck out four and earned the win.
- Harker and freshman catcher Boston Smith both made their collegiate debuts on Feb. 19. That was the first time a UC pitcher and catcher made their debuts on the same day since LHP Dalton Lehnen and catcher Joey Thomas did it on Feb. 13, 2015.



## UC BASEBALL STADIUM

HOME OF THE BEARCATS

## YEAR-BY-YEAR RECORD - UC BASEBALL STADIUM

YEAR	W	L	YEAR	W	L
2004	1	2	2014	13	9
2005	16	13	2015	10	14
2006	22	10	2016	18	7
2007	20	10	2017	15	11
2008	23	11	2018	19	11
2009	21	13	2019	16	12
2010	18	12	2020	7	0
2011	19	1	2021	17	8
2012	10	20	2022	0	0
2013	19	16	<b>TOTAL</b>	<b>284</b>	<b>180</b>
			(.612 winning percentage)		

OPENED: 2004

CAPACITY: 3,085

DIMENSIONS: 325-370-400-370-325

SURFACE: Motz Group TriplePlay HP

UC Baseball Stadium has been the home of the Cincinnati Bearcats baseball team since the end of the 2004 season.

The first game played at the 3,085-seat, on-campus facility occurred on May, 20 2004 when the Bearcats hosted UAB in the final series of 2004. The opening game was played on a Thursday night, before a crowd of 2,200.

Since its opening, the stadium has seen a UC great recognized within the facility. In May 2005, coaching legend Glenn Sample was honored with the walkway outside the field being named Glenn Sample Way. Sample, Ed Jucker and Kevin Youkilis have their numbers retired on the left-field wall.

The stadium, which was voted the favorite road stadium in the BIG EAST Conference to visit, is located directly east of the spot where Johnny Bench Field, UC's previous home, sat for a number of years.

Acting on a recommendation by President Neville G. Pinto, the UC Board of Trustees unanimously voted on June 23, 2020 to remove the name of the late Cincinnati Reds owner and philanthropist Marge Schott from the university's baseball stadium and a second space. The stadium held the name of Marge Schott Stadium from 2006-2020.

## FEATURES

- Batting Cages
- Indoor batting cages and pitcher's mound
- A fully equipped press box with private viewing areas
- A player's clubhouse and lounge
- Dressing rooms for coaches
- Full laundry and equipment facilities
- State-of-the-art training room
- Fully-lighted playing field

## THE LAST TIME A BEARCATS PLAYER ...

Hit for the cycle.....	Anthony Snowell; May 7, 1999 vs. Saint Louis
Hit a grand slam.....	Jace Mercer; May 20, 2021 vs. Tulane
Hit a walk-off homerun.....	Joey Wiemer, April 13, 2019 Game 2 vs UCF
Hit a walk-off base hit.....	Ryan Nicholson vs. #5 Louisville, March 29, 2021
Walk-off RBI without a hit.....	bases-loaded HBP; Feb. 24, 2013 vs. Western Carolina
Led off the game with a homerun .....	Eric Santiago, March 7, 2021 at UNCW
Hit back-to-back homeruns.....	Nicholson-Merritt, 2nd inning at FGCU, Feb. 19, 2022
Hit back-to-back-to-back homeruns.....	Singer-McMillin-Hinton; April 21, 1999 vs Ohio, 9th inning
Hit two homeruns in a game.....	Paul Komistek vs. UCF, May 25, 2021
Hit 3+ homeruns in a game.....	Cameron Satterwhite; 3; April 17, 2007 vs. Ohio
Hit a homerun in two straight games .....	Ryan Nicholson at FGCU, Feb. 19 and 20, 2022
Hit a homerun in three straight games.....	Ryan Nicholson at FGCU, Feb. 19 (1), 19 (2) and 20, 2022
Hit an inside-the-park homerun.....	Paul Komistek; March 29, 2020 vs Oakland
Hit two doubles in a game .....	Cole Harting vs. Tulane, May 20, 2021
Hit three doubles in a game.....	Jace Mercer, May 9, 2021 at Houston
Hit two triples in a game .....	A.J. Bumpass; April 10, 2019 vs Miami
Had four hits in a game .....	Paul Komistek; Feb. 19, 2022 at FGCU
Had five hits in a game .....	Paul Komistek; Feb. 19, 2022 at FGCU
Had 6+ hits in a game .....	Cole Harting, 6 at Xavier, March 20, 2021
Had four RBIs.....	Paul Komistek; May 25, 2021 vs. UCF
Had five RBIs.....	Paul Komistek; May 25, 2021 vs. UCF
Had 6+ RBIs.....	Paul Komistek, 7 at Xavier, March 20, 2021
Scored three runs.....	Paul Komistek, Feb. 19, 2022 at FGCU
Scored four runs.....	Paul Komistek, Feb. 19, 2022 at FGCU
Scored 5+ runs .....	Jace Mercer, 5; February 28, 2020 vs Oakland
Stole 3+ bases .....	Jace Mercer, 3; April 16, 2021 at Memphis
Walked three times .....	Cole Harting; May 25, 2021 vs. UCF
Walked four times .....	Griffin Merritt vs vs. #5 Louisville, March 29, 2021
Had 15+ putouts.....	Cam Scheler - C, 16; Feb. 27, 2021 at WKU (Game 2)
Has 20+ putouts .....	Ryan Noda - 1B, 21; April 12, 2015 vs. Memphis
Had 8+ assists.....	Manny Rodriguez - SS, 9; April 28, 2017 at UConn
Threw a complete game.....	Garrett Schoenle, May 7, 2021 at Houston (Game 1) / 9 innings)
Threw a complete-game shutout .....	J.T. Perez; April 20, 2018 vs #24 UConn
Threw a complete game in back-to-back appearances.....	Tristan Hammans; April 14/21, 2015 vs. Xavier/Louisville
Two Bearcats threw consecutive complete games .....	Walker/Walsh; April 9/11, 2014, vs. Miami (OH)/UConn
Three Bearcats threw consecutive complete games .....	Orndorff/Zellner/Perez; May 8/13/14, 2016, vs. UCF/ Houston
Threw 10 or more strikeouts.....	Garrett Schoenle, 11; March 7, 2021 at UNCW
Pitched more than 9 innings in a game.....	B.J. Borsia, 9.2; May 18, 2002 vs. Saint Louis
Struck out four batters in an inning .....	Tony Cento; May 7, 1999 vs. Saint Louis
Threw a no-hitter .....	Chris Murphy; April 15, 1995 vs IUPUI

## THE LAST TIME UC ...

Had 15-19 hits.....	19 at FGCU, Feb. 19, 2022
Had 20+ hits.....	20 at Xavier, March 21, 2021
Scored 10-14 runs.....	10 vs. UCF, May 25, 2021
Scored 15-19 runs.....	15; Feb. 19, 2022 at FGCU
Scored 20+ runs.....	22 at Xavier, March 20, 2021
Scored 10+ runs in one inning.....	10 runs, 6th inning; March 19, 2006 vs. Oakland
Hit 5+ doubles.....	6 at Houston, May 7, 2021
Hit 3+ triples.....	3; April 10, 2019 vs Miami
Hit three homeruns.....	at FGCU, Feb. 19, 2022
Hit four homeruns.....	vs. Tulane, May 20, 2021
Hit 5+ homeruns .....	5 at Xavier, March 20, 2021
Stole five bases.....	vs. Tulane, May 21, 2021
Stole six bases.....	March 24, 2019 at USF
Stole 7+ bases.....	8; February 28, 2020 vs Oakland
Played 10 innings.....	vs. #11 East Carolina, May 14, 2021 (Game 2)
Played 11 innings.....	at FGCU, Feb. 19, 2022 (Game 1)
Played 12+ innings .....	12; February 26, 2021 at WKU
Swept a 3-game series .....	vs. Western Michigan, March 12-14, 2021
Was swept in a 3-game series .....	February 19-21, 2021 at #25 Clemson
Swept a 4-game series.....	May 20-22, 2021 vs. Tulane
Was swept in a 4-game series .....	April 1-3, 2021 at #11 ECU
Swept a double-header .....	May 20, 2021 vs. Tulane
Was swept in a double-header .....	April 3, 2021 at #11 ECU
Turned a triple play .....	8-6-3; at May 7, 2019 at Miami



ROSTER

ALPHABETICAL

#	NAME	POS.	HT.	WT.	B/T	YR	HOMETOWN/PREVIOUS SCHOOL
18	Max Bergmann	RHP	6-3	195	R/R	So.	Georgetown, Ind./St. Xavier [Ky]
41	Aiden Bradbury	RHP	6-3	202	R/R	So.	Carmel, Ind./Carmel
16	Dondrae Bremner	INF	6-2	199	L/R	R-Sr.	Toronto, Canada/Bill Crothers Secondary
28	Kerrington Cross	INF	6-0	200	R/R	R-Fr.	Brownsburg, Ind./Brownsburg
30	CJ Dean	OF	5-11	187	R/R	Fr.	Columbus, Ohio/Centennial
29	Carter Earls	LHP	6-4	215	L/L	Fr.	Middletown, Ohio/Bishop Fenwick
31	Kameron Guidry	INF	5-11	175	R/R	R-So.	Snellville, Ga./Redan/Georgia
13	Jose Guzman	RHP	6-4	205	R/R	So.	Indianapolis, Ind./Ben Davis
45	Colby Haines	RHP	6-3	200	R/R	R-Fr.	Union, Ky. /Ryle
9	Jake Hansen	INF	6-1	199	L/R	R-Sr.	Westchester, Ill./North Iowa Area CC
35	Garrett Harker	RHP	6-0	206	R/R	Fr.	Lebanon, Ind./Lebanon Senior
10	Cole Harting	OF	6-0	205	R/R	So.	West Chester, Ohio/Mason
38	Josh Hegemann	OF	6-0	170	L/L	So.	Liberty Township, Ohio/Badin
33	Chase Hopewell	RHP	6-4	197	R/R	R-So.	Hamilton, Ohio/Badin/Findlay
2	Beau Keathley	RHP	6-0	172	R/R	Sr.	Taylor, Mich./Oakland
0	Evan Kemp	LHP	6-3	208	L/L	R-So.	Mason, Ohio/Mason
32	Paul Komistek	OF	6-2	214	R/R	R-Jr.	Knoxville, Tenn./Tennessee
19	Blake Lemmon	RHP	6-2	176	R/R	Fr.	Chesterton, Ind./Chesterton
42	Conner Linn	LHP	6-2	203	L/L	So.	Kokomo, Ind./Western
24	Sean McLaughlin	INF	6-1	226	R/R	R-Jr.	Hendersonville, Tenn./Knights Academy
8	Griffin Merritt	OF	6-2	215	R/R	R-Jr.	Cincinnati, Ohio/La Salle
20	Jackson Murphy	RHP	6-2	231	R/R	R-Jr.	Cincinnati, Ohio/IMG Academy
17	Nick Murray	RHP	6-5	238	R/R	R-Jr.	Tyngsboro, Mass./St. Mark's School
27	Andrew Neff	LHP	6-1	213	R/L	Fr.	Mooresville, Ind./Mooresville
25	Ryan Nicholson	INF	6-4	220	L/L	R-So.	Louisville, Ky./St. Xavier
44	Tommy O'Connor	LHP	6-5	222	L/L	Fr.	Martinsville, Ind./Mooresville
26	Max Palmieri	INF	5-9	173	R/R	R-So.	Maineville, Ohio/Kings/Lincoln Memorial
15	Joe Powell	C	5-9	187	R/R	R-So.	Mason, Ohio/Mason
5	Cam Scheler	C	6-1	213	R/R	R-So.	Louisville, Ky./St. Xavier
43	Zach Segal	RHP	6-0	194	R/R	R-So.	Loveland, Ohio/Loveland
77	Alex Shea	LHP	6-5	202	L/L	R-So.	Union, Ky./St. Henry
21	Boston Smith	C	5-10	190	L/R	Fr.	Arcanum, Ohio/Vandalia Butler
22	Brett Souder	RHP	6-3	225	R/R	R-Jr.	South Lebanon, Ohio/Sinclair CC
3	JP Sponseller	OF	5-10	202	L/R	R-So.	Mason, Ohio/Mason/Elon
4	Sean Springer	INF	5-10	177	L/R	R-Fr.	Strongsville, Ohio/Holy Name
14	Wyatt Stapp	INF	6-1	190	L/R	R-Sr.	Keller, Texas/Tennessee
6	Ryan Steckline	LHP	6-2	228	L/L	Gr.	Newark, Del./Appoquinimick/Monmouth
23	Ben Vore	RHP	6-1	230	R/R	R-So.	Lexington, Ohio/Lexington
11	Tristan Weaver	LHP	6-0	188	L/L	Gr.	Auburn, ILL./Auburn/Indiana State

NUMERICAL

#	NAME	POS.
0	Evan Kemp	LHP
2	Beau Keathley	RHP
3	JP Sponseller	OF
4	Sean Springer	INF
5	Cam Scheler	C
6	Ryan Steckline	LHP
8	Griffin Merritt	OF
9	Jake Hansen	INF
10	Cole Harting	OF
11	Tristan Weaver	LHP
13	Jose Guzman	RHP
14	Wyatt Stapp	INF
15	Joe Powell	C
16	Dondrae Bremner	INF
17	Nick Murray	RHP
18	Max Bergmann	RHP
19	Blake Lemmon	RHP
20	Jackson Murphy	RHP
21	Boston Smith	C
22	Brett Souder	RHP
23	Ben Vore	RHP
24	Sean McLaughlin	INF
25	Ryan Nicholson	INF
26	Max Palmieri	INF
27	Andrew Neff	LHP
28	Kerrington Cross	INF
29	Carter Earls	LHP
30	CJ Dean	OF
31	Kameron Guidry	INF
32	Paul Komistek	OF
33	Chase Hopewell	RHP
35	Garrett Harker	RHP
38	Josh Hegemann	OF
41	Aiden Bradbury	RHP
42	Conner Linn	LHP
43	Zach Segal	RHP
44	Tommy O'Connor	LHP
45	Colby Haines	RHP
77	Alex Shea	LHP

COACHING STAFF

- 7 Scott Googins - Head Coach (5th Season)
- 13 JD Heilmann - Pitching Coach/Recruiting Coordinator (5th Season)
- 9 Kyle Sprague - Hitting Coach/Infielders (5th Season)
- 27 Lee Sponseller - Volunteer Assistant/Outfielders (2nd Season)

SUPPORT STAFF

- Andy Nagel - Director of Baseball Operations (7th Season)
- Mary Ankrom - Athletic Trainer (5th Season)
- Chaz Calloway - Strength & Conditioning (7th Season)

PRONUNCIATIONS

- Scheler: SHE-ler
- Segal: SEE-gull
- Hegemann: Heg-a-men
- Souder: Sowd-er
- Guidry: Gid-ree

ROSTER BY POSITION

- RHP.....13
- INF.....9
- LHP .....8
- OF .....6
- C.....3

ROSTER BY CLASS

- Freshmen .....7
- Redshirt Freshmen .....3
- Sophomores .....6
- Redshirt Sophomores .....11
- Juniors.....0
- Redshirt Junior .....6
- Seniors .....4
- Graduates.....2

ROSTER BY STATE

- Ohio.....16
- Indiana.....9
- Kentucky .....4
- Illinois.....2
- Tennessee.....2


- One Each: Canada, Georgia, Massachusetts, Michigan, Texas, Delaware

ROSTER BY COUNTRY

- Canada .....1
- United States.....38



**EVAN KEMP**  
LHP • L/L • MASON, OHIO



**BEAU KEATHLEY**  
RHP • R/R • TAYLOR, MICH.



**JP SPONSELLER**  
OF • L/R • MASON, OHIO




**SEAN SPRINGER**  
INF • L/R • STRONGSVILLE, OHIO




**CAM SCHELER**  
C • R/R • LOUISVILLE, KY.



**RYAN STECKLINE**  
LHP • L/L • NEWARK, DEL.



**GRIFFIN MERRITT**  
INF • R/R • CINCINNATI, OHIO



**JAKE HANSEN**  
INF • L/R • WESTCHESTER, ILL.




**COLE HARTING**  
RHP • R/R • WEST CHESTER, OHIO




**TRISTAN WEAVER**  
LHP • L/L • AUBURN, ILL.



**JOSE GUZMAN**  
RHP • R/R • INDIANAPOLIS, IND.




**WYATT STAPP**  
INF • L/R • KELLER, TEXAS



**JOE POWELL**  
C • R/R • MASON, OHIO




**DONDRAE BREMNER**  
INF • L/R • TORONTO, ONTARIO, CANADA



**NICK MURRAY**  
RHP • R/R • TYNGSBORO, MASS.



**MAX BERGMANN**  
RHP • R/R • GEORGETOWN, IND.



**BLAKE LEMMON**  
RHP • R/R • CHESTERON, IND.




**JACKSON MURPHY**  
RHP • R/R • CINCINNATI, OHIO



**BOSTON SMITH**  
C • L/R • ARCANUM, OHIO




**BRETT SOUDER**  
RHP • R/R • SOUTH LEBANON, OHIO



**BEN VORE**  
RHP • R/R • LEXINGTON, OHIO



**SEAN MCLAUGHLIN**  
INF • R/R • HENDERSONVILLE, TENN.



**RYAN NICHOLSON**  
INF • L/L • LOUISVILLE, KY.




**MAX PALMIERI**  
INF • R/R • MAINEVILLE, OHIO



**ANDREW NEFF**  
LHP • R/L • MOORESVILLE, IND.



**KERRINGTON CROSS**  
INF • R/R • BROWNSBURG, IND.




**CARTER EARLS**  
LHP • L/L • MIDDLETOWN, OHIO



**CJ DEAN**  
OF • R/R • COLUMBUS, OHIO



**KAMERON GUIDRY**  
INF • R/R • SNELLVILLE, GA.



**PAUL KOMISTEK**  
OF • R/R • KNOXVILLE, TENN.



**CHASE HOPEWELL**  
RHP • R/R • HAMILTON, OHIO



**GARRETT HARKER**  
RHP • R/R • LEBANON, IND.




**JOSH HEGEMANN**  
OF • L/L • LIBERTY TOWNSHIP, OHIO




**AIDAN BRADBURY**  
RHP • R/R • CARMEL, IND.



**CONNER LINN**  
LHP • L/L • KOKOMO, IND.




**ZACH SEGAL**  
RHP • R/R • LOVELAND, OHIO



**TOMMY O'CONNOR**  
LHP • L/L • MARTINSVILLE, IND.



**COLBY HAINES**  
RHP • R/R • UNION, KY.



**ALEX SHEA**  
LHP • L/L • UNION, KY.

## COACHING STAFF




**SCOTT GOOGINS**  
HEAD COACH • 5TH SEASON



**JD HEILMANN**  
PITCHING COACH



**KYLE SPRAGUE**  
HITTING COACH / INFIELDBERS



**LEE SPONSELLER**  
VOLUNTEER ASSISTANT / OUTFIELDERS

## HEAD COACH SCOTT GOOGINS



## SCOTT GOOGINS • HEAD COACH • FIFTH SEASON • OHIO WESLEYAN '92

Scott Googins was named the 28th head baseball coach at the University of Cincinnati on June 6, 2017 and will enter his fifth season in the spring of 2022.

Googins guided the Bearcats to their first winning season since 2011 in 2021. UC finished 29-26 and had five players named to the All-AAC First or Second Team. Left-handed pitcher Evan Shawver was drafted by the Colorado Rockies in the seventh round of the 2021 MLB Draft. The Bearcats had one of the best offenses in the conference in 2021, ranking in the top-three in just about every offensive category.

Prior to a pandemic-shortened 2020, Googins led the Bearcats to one of the most successful seasons in program history in 2019. Despite a slow 1-9 start, UC found itself as the No. 2 seed in the American Athletic Conference Tournament where they were yet to win a game. After winning its first three, UC went on to trounce UConn 22-5 to win the AAC Tournament title and advance to the NCAA postseason for the first time in 45 years.

Googins had made magic in the Queen City before and proved he could do it again in his second year. The team broke numerous records during the campaign. Six Bearcats earned All-AAC Tournament honors with AJ Bumpass being named the tournament MVP. Three players were named to the Corvallis Regional All-Tournament Team. Bumpass was later drafted by the Cincinnati Reds. The win over Oregon State marked Googins' 400th in his storied career.

In his first season, Googins guided UC to its best finish since 2011 as the Bearcats finished at 28-28 overall and an even 12-12 in American Athletic Conference play, one of the toughest RPI conferences in the nation. Shortstop Manny Rodriguez was drafted in the tenth round while pitchers Cam Alldred and J.T. Perez also were selected in the MLB draft. All three were all-conference honorees, marking the first time UC has ever had two first team honorees and three total honorees in AAC history. An impressive 23 Bearcats landed on the AAC All-Academic Team for having a 3.0 GPA or better. After posting a 3.20 fall GPA and 3.26 GPA in the spring, UC was recognized by the American Baseball Coaches Association with the Team Academic Excellence Award.

Googins made the move across town after 12 seasons as the head coach at Xavier. The all-time winningest coach in XU history, he compiled a 341-357 record with four NCAA Tournament appearances including back-to-back regional final berths in 2016 and 2017 and six regular season or conference tournament championships.

Googins led Xavier to a 34-27 finish in 2017. The Musketeers won their second-straight BIG EAST Tournament Championship and advanced to the

NCAA Regional Finals for the second-straight year.

During his 12 seasons at the helm at XU, Googins earned coaching accolades as the 2009 ABCA Mid-east Region Coach of the Year, the 2008 Atlantic 10 Coach of the Year and the 2016 BIG EAST Coaching Staff of the Year. Additionally, 11 of his players were chosen in the MLB First Year Player Draft since 2005.

Before taking the head coaching role at Xavier, Googins was an assistant at Miami (Ohio) from 2000-04. During his tenure working primarily with the outfielders, the RedHawks made four straight Mid-American Conference Tournament appearances. He was an assistant at Indiana from 1992-99, working with the Hoosiers' catchers, outfielders and hitters.

A native of Granville, Ohio, Googins was a three-year varsity letterwinner at Ohio Wesleyan in Delaware, Ohio. He moved into a coaching role as a senior and stayed on after graduation, coaching first base and working with the team's catchers.

Googins and his wife, Jody – a former volleyball standout at Xavier – live in West Chester, Ohio, with their daughter, Ellie, and two sons, Tommy and Charlie.

## THE GOOGINS FILE

Hometown: Granville, Ohio

Wife: Jody

Children: Ellie, Tommy, Charlie

Education: Ohio Wesleyan '92

Playing Career: Ohio Wesleyan - 1989-92 (Catcher)

## COACHING CAREER

YEAR	SCHOOL	POSITION
1992-1999	Indiana	Assistant Coach
2000-04	Miami (OH)	Assistant Coach
2005	Xavier	Assistant Coach
2006-17	Xavier	Head Coach
2018-	Cincinnati	Head Coach

## CAREER ACCOMPLISHMENTS

- 2016 BIG EAST Coaching Staff of the Year
- 2009 ABCA Mid-east Region Coach of the Year
- 2008 Atlantic 10 Coach of the Year
- Five NCAA Appearances (2009, 2014, 2016, 2017, 2019)
- Six 30-win seasons (2019, 2016, 2014, 2013, 2011, 2009)

## CHAMPIONSHIPS

- AAC Tournament Championship (2019)
- Three BIG EAST Tournament Championships (2014, 2016, 2017)
- BIG EAST Regular Season Championship (2016)
- Atlantic 10 Tournament Championship (2009)
- Atlantic 10 Regular Season Championship (2008)

## MILESTONE WINS

FIRST WIN .....@ ETSU, 10-5 (02/16/06)  
 100TH WIN ..... Saint Joseph's, 6-6 (05/01/09)  
 FIRST NCAA WIN ..... vs. Sam Houston St., 9-6 (05/30/09)  
 200TH WIN .....@ UAB, 12-4 (02/24/13)  
 300TH WIN ..... Villanova, 1-0 (05/19/16)  
 400TH WIN ..... Oregon State, 7-6 (05/31/19)

## GOOGINS YEAR-BY-YEAR RECORD

YEAR	SCHOOL	OVERALL			CONFERENCE			FINISH	POSTSEASON
		W	L	PCT	W	L	PCT		
2006	Xavier	19	37	.339	9	18	.333	t-12th	
2007	Xavier	29	31	.483	17	10	.630	4th	
2008	Xavier	27	31	.466	19	8	.704	t-1st	
2009	Xavier	39	21	.650	18	9	.667	3rd	NCAA Regionals (1-2)
2010	Xavier	26	32	.448	18	9	.667	2nd	
2011	Xavier	30	27	.536	14	10	.583	4th	
2012	Xavier	28	28	.500	13	11	.542	7th	
2013	Xavier	32	26	.552	16	8	.667	4th	NCAA Regionals (1-2)
2014	Xavier	30	29	.508	8	10	.444	4th	
2015	Xavier	15	38	.283	3	15	.167	7th	NCAA Regionals (2-2)
2016	Xavier	32	30	.516	14	4	.778	1st	NCAA Regionals (2-2)
2017	Xavier	34	27	.557	10	6	.625	1st	
<b>XAVIER TOTALS</b>		<b>341</b>	<b>357</b>	<b>.489</b>	<b>159</b>	<b>118</b>	<b>.571</b>		<b>6-8 (.429)</b>
YEAR	SCHOOL	W	L	PCT	W	L	PCT	FINISH	POSTSEASON
2018	Cincinnati	28	28	.500	12	12	.500	6th	
2019	Cincinnati	31	31	.500	13	11	.542	2nd	NCAA Regionals (1-2)
2020	Cincinnati	7	8	.467	0	0	.000	n/a	
2021	Cincinnati	29	26	.510	18	14	.563	4th	
2022	Cincinnati	0	0	.000	0	0	.000		
<b>CINCINNATI TOTALS</b>		<b>97</b>	<b>95</b>	<b>.505</b>	<b>43</b>	<b>37</b>	<b>.513</b>		<b>1-2 (.333)</b>
<b>CAREER TOTALS</b>		<b>438</b>	<b>452</b>	<b>.492</b>	<b>202</b>	<b>155</b>	<b>.566</b>		<b>7-10 (.412)</b>



13

**JD HEILMANN****PITCHING COACH / RECRUITING COORDINATOR**

JD Heilmann started his second stint as an assistant coach at the University of Cincinnati in the summer of 2017.

In 2021, Heilmann mentored Evan Shawver, who was drafted in the seventh round by the Rockies, and Garrett Schoenle, who signed with the White Sox as a NDFA after the 2021 season.

In his first year, Heilmann guided JT Perez and Cam Allred to all-conference accolades and saw both move on to professional baseball. During the historic 2019 season, his pitching staff included two 12-strikeout performances and saw the second-most saves in a single-season by any UC closer in history.

Heilmann previously coached at UC from 2009-13, serving as the Bearcats pitching coach and recruiting coordinator and was responsible for bringing former All-American and current Chicago Cubs infielder Ian Happ to the Queen City.

He joined Head Coach Scott Googins' staff after working as the general manager of the Midland Baseball program, overseeing 18 amateur teams with ages ranging from 8-18. He also served as Prep Baseball Report's scouting supervisor (2016-17) and Scouting Director (2014-16) and was an associate scout for the Atlanta Braves (2015-17).

Heilmann is regarded as one of the top pitching coaches in college baseball and is known for his ability to develop and relate to pitchers.

He overtook a Cincinnati pitching staff that posted a 6.73 ERA in 2009 and shrunk the group's ERA to 4.25 in 2010, which ranked third in the BIG EAST Conference and 26th nationally.

Under Heilmann's tutelage, seven Bearcats went on to pitch in professional baseball. Six were selected in the Major League Baseball First-Year Player Draft.

Under the direction of Heilmann, third-team all-conference performer Andrew Burkett anchored the back end of Cincinnati's bullpen in 2010 and broke Cincinnati's single-season saves record with 14 after entering the campaign with one career save.

Prior to Cincinnati, Heilmann served as the pitching coach and recruiting coordinator at Xavier University for seven seasons and in 2009, he helped the Musketeers to a school record for wins en route to their first Atlantic-10 Conference Tournament Championship and NCAA Tournament appearance.

Heilmann played for the Bearcats in 1997 earned a communications degree while completing his eligibility at the University of Cincinnati following a transfer from Ball State.

A 1993 Moeller High School graduate, Heilmann helped the Crusaders capture a State Baseball Championship, while earning All-City and All-League honors.

Heilmann and his wife Raegene have two children, Dax and Ryley.

9

**KYLE SPRAGUE****HITTING COACH / INFELDERS**

Kyle Sprague joined the University of Cincinnati baseball staff in the summer of 2017.

His work on offense came through the loudest during the team's historic 2019 season when the Bearcats' bats went on a torrential pace during the postseason. During the 4-0 AAC Tournament run, UC broke the tournament records for runs (51), RBIs (47) and hits (60).

In 2021, UC ranked in the top-three in the AAC in nearly every offensive category, including batting average (2nd), slugging percentage (2nd), runs scored (2nd), home runs (3rd) and total bases (2nd).

During the pandemic-shortened 2020 season, UC ranked 12th in the nation in triples per game, 14th in doubles per game, 21st in on-base percentage, 30th in scoring and 31st in slugging percentage.

Sprague came to UC after two seasons on Head Coach Scott Googins' staff at Xavier University as the volunteer assistant coach.

"Kyle has been with me the past two years and is a great addition to our staff here at UC," Googins said. "He brings a lot to the table - he does an unbelievable job with developing infielders and is on the cutting edge with hitters. He's a young up-and-coming coach who's very energetic and passionate about what he does."

During his two seasons at Xavier, the Musketeers won a BIG EAST Conference regular season championship (2016), two-straight league tournament championships (2016 & 17) and played in consecutive regional finals in the NCAA Championship (2016 & 17).

Sprague worked with hitters and infielders and assisted with outfielders at Xavier. The Musketeers set a school record with a .977 fielding percentage in 2017 after tying the previous record with a .974 mark in 2016.

Sprague has previous experience in the American Athletic Conference having served as a volunteer assistant coach at UCF in 2015.

Under Sprague in 2015, all three of the Knights outfielders - Erik Barber, Sam Tolleson and Derrick Salberg - were honored to one of The American's three all-conference teams.

Sprague has extensive experience as a camp instructor, working at the Marc Wilkins Baseball Academy from 2007-12 and for Cal Ripken Baseball in 2009. He also has served as a camp instructor at Clemson, Vanderbilt, Tennessee, LSU and Mississippi State, among others.

The Mansfield, Ohio, native graduated from Malone (Ohio) University with degrees in business administration and sports management. He played collegiately at Malone and Tiffin University.

Sprague and his wife Erin live in Cincinnati.

40

**LEE SPONSELLER****VOLUNTEER ASSISTANT / OUTFELDERS**

Lee Sponseller rejoined the Cincinnati baseball staff in August 2020 as the volunteer assistant coach.

He works with the outfielders as well as the hitters and perform other duties necessary for the advanced development of the student-athletes.

In 2021, Sponseller assisted in the development of an offense that ranked in the top-three in the AAC in nearly every offensive category, including batting average (2nd), slugging percentage (2nd), runs scored (2nd), home runs (3rd) and total bases (2nd).

He also had a short stint as UC's volunteer director of player development.

Sponseller previously coached at Ohio Dominican, serving as the volunteer assistant coach, handling the team's hitting and outfielders as well as assisting with base running. He played at Ohio Dominican, finishing his career with a .367 batting average with 26 homeruns and 108 RBIs.

From there, he spent one year as a graduate transfer at Coastal Carolina, hitting .290 during the season with six homeruns and 42 RBI, including three grand slams.

Sponseller earned a bachelor's degree in finance and economics from Ohio Dominican in May 2017 and graduated with an MBA from Coastal Carolina in August 2018. He currently resides in Mason, Ohio.

## 2022 STATISTICS

2022 RECORD: 2-2 (HOME: 0-0; ROAD: 2-2; AAC: 0-0; NEUTRAL: 0-0)

**2022 Cincinnati Baseball**  
**Game Results for Cincinnati (as of Feb 21, 2022)**  
**(All games)**

Date	Opponent	Score	Inns	Overall	Conference	Pitcher of record	Attend	Time
Feb 18, 2022	at FGCU	w 9-6	9	1-0-0	0-0-0	Weaver (W 1-0)	644	3:30
Feb 19, 2022	at FGCU-1	w 15-14	(11)	2-0-0	0-0-0	Murphy (W 1-0)	358	5:15
Feb 19, 2022	at FGCU-2	L 5-10	7	2-1-0	0-0-0	Shea (L 0-1)	502	2:48
Feb 20, 2022	at FGCU	L 8-16	9	2-2-0	0-0-0	Bradbury (L 0-1)	323	3:53

() extra inning game

**2022 Cincinnati Baseball**  
**Overall Statistics for Cincinnati (as of Feb 20, 2022)**  
**(All games Sorted by Batting avg)**

Record: 2-2 Home: 0-0 Away: 2-2 Conference: 0-0

Player	avg	gp-gs	ab	r	h	2b	3b	hr	rbi	tb	slg%	bb	hp	so	gdp	ob%	sf	sh	sb-att	po	a	e	fld%
32 Komistek, Paul	.500	4-4	20	6	10	2	0	2	6	18	.900	1	0	3	0	.524	0	0	1-1	8	0	1	.889
25 Nicholson, Ryan	.444	4-4	18	7	8	0	0	3	5	17	.944	1	0	2	0	.474	0	0	1-1	26	2	0	1.000
8 Merrit, Griffin	.438	4-4	16	6	7	0	1	3	6	18	1.125	0	0	4	0	.438	0	0	0-0	4	0	0	1.000
28 Cross, Kerrington	.375	4-4	16	3	6	0	0	0	1	6	.375	2	0	6	0	.444	0	0	1-2	5	9	1	.933
3 Sponseller, JP	.286	4-3	14	3	4	0	0	0	2	4	.286	4	0	2	0	.444	0	0	0-0	0	0	0	.000
9 Hansen, Jake	.250	3-3	16	2	4	2	0	0	3	6	.375	0	0	4	0	.250	0	0	0-0	4	7	1	.917
14 Stapp, Wyatt	.235	4-4	17	1	4	0	0	0	2	4	.235	1	0	7	0	.278	0	0	0-0	0	7	0	1.000
10 Harting, Cole	.188	4-4	16	4	3	1	0	0	0	4	.250	3	0	5	0	.316	0	0	0-1	9	0	0	1.000
-----																							
15 Powell, Joe	.333	3-2	9	2	3	0	0	1	3	6	.667	0	0	2	0	.300	1	0	0-0	21	1	0	1.000
21 Smith, Boston	.125	2-2	8	0	1	0	0	0	1	1	.125	0	0	4	0	.111	1	0	0-0	20	0	2	.909
38 Hegemann, Josh	.000	3-0	5	2	0	0	0	0	2	0	.000	1	0	4	0	.167	0	0	0-0	0	0	0	.000
31 Guidry, Kameron	.000	2-1	4	1	0	0	0	0	0	0	.000	0	0	1	0	.000	0	0	1-1	2	1	0	1.000
26 Palmieri, Max	.000	2-0	2	0	0	0	0	0	0	0	.000	0	0	1	0	.000	0	0	0-0	3	2	0	1.000
16 Bremner, Dondrae	.000	1-1	2	0	0	0	0	0	0	0	.000	0	0	2	0	.000	0	0	0-0	0	0	0	.000
Totals	.307	4	163	37	50	5	1	9	31	84	.515	13	0	47	0	.354	2	0	4-6	102	29	5	.963
Opponents	.297	4	138	46	41	8	1	3	42	60	.435	35	13	38	2	.473	2	1	4-5	108	29	16	.895

LOB - Team (33), Opp (41). DPs turned - Team (3). IBB - Team (1), Nicholson 1.

**(All games Sorted by Earned run avg)**

Player	era	w-l	app	gs	cg	sho	sv	ip	h	r	er	bb	so	2b	3b	hr	b/avg	wp	hp	bks	sfa	sha
11 Weaver, Tristan	1.80	1-0	1	1	0	0/0	0	5.0	2	1	1	3	4	1	0	1	.118	0	0	0	0	0
18 Bergman, Max	4.50	0-0	1	0	0	0/0	0	4.0	5	2	2	1	7	2	0	0	.313	1	1	0	0	0
-----																						
43 Segal, Zach	0.00	0-0	2	0	0	0/0	1	3.2	2	1	0	2	1	1	0	0	.167	1	1	0	0	0
20 Murphy, Jackson	0.00	1-0	1	0	0	0/0	0	1.1	2	0	0	0	2	0	0	0	.400	0	0	0	0	0
6 Steckline, Ryan	2.45	0-0	2	0	0	0/0	0	3.2	1	1	1	0	3	0	0	1	.083	1	3	0	0	0
0 Kemp, Evan	4.50	0-0	1	0	0	0/0	0	2.0	2	1	1	2	2	1	0	0	.250	1	1	0	0	0
77 Shea, Alex	4.91	0-1	1	1	0	0/0	0	3.2	5	7	2	5	3	1	0	0	.357	1	1	0	1	1
23 Vore, Ben	5.40	0-0	1	0	0	0/0	0	1.2	2	1	1	1	2	0	1	0	.286	0	0	0	0	0
27 Neff, Andrew	18.00	0-0	1	0	0	0/0	0	1.0	2	2	2	1	2	1	0	0	.400	0	0	0	0	0
35 Harker, Garrett	22.50	0-0	1	1	0	0/0	0	2.0	3	6	5	5	2	0	0	0	.300	1	0	1	0	0
2 Keathley, Beau	24.30	0-0	2	0	0	0/0	0	3.1	9	9	9	4	5	1	0	1	.474	0	3	0	0	0
17 Murray, Nick	27.00	0-0	1	0	0	0/0	0	0.2	0	2	2	2	1	0	0	0	.000	1	0	0	1	0
33 Hopewell, Chase	43.20	0-0	2	0	0	0/0	0	1.2	5	8	8	6	3	0	0	0	.500	0	1	0	0	0
41 Bradbury, Aiden	99.00	0-1	1	1	0	0/0	0	0.1	1	5	5	3	1	0	0	0	.500	2	2	0	0	0
Totals	10.32	2-2	4	4	0	0/0	1	34.0	41	46	39	35	38	8	1	3	.297	9	13	1	2	1
Opponents	6.00	2-2	4	4	0	0/0	0	36.0	50	37	24	13	47	5	1	9	.307	8	0	0	2	0

PB - Team (2), Smith 2. SBA/ATT - Powell (2-3), Smith (2-2), Shea (1-1), Murray (1-1), Hopewell (1-1), Steckline (1-1), Murphy (0-1).

**2022 Cincinnati Baseball**  
**Overall Statistics for Cincinnati (as of Feb 20, 2022)**  
**(All games Sorted by Fielding pct)**

Player	c	po	a	e	fld%	dp	sba	csb	sba%	pb	ci
25 Nicholson, Ryan	28	26	2	0	1.000	3	0	0	---	0	0
15 Powell, Joe	22	21	1	0	1.000	0	2	1	.667	0	0
10 Harting, Cole	9	9	0	0	1.000	0	0	0	---	0	0
14 Stapp, Wyatt	7	0	7	0	1.000	1	0	0	---	0	0
26 Palmieri, Max	5	3	2	0	1.000	1	0	0	---	0	0
8 Merrit, Griffin	4	4	0	0	1.000	0	0	0	---	0	0
31 Guidry, Kameron	3	2	1	0	1.000	0	0	0	---	0	0
28 Cross, Kerrington	15	5	9	1	.933	1	0	0	---	0	0
9 Hansen, Jake	12	4	7	1	.917	3	0	0	---	0	0
21 Smith, Boston	22	20	0	2	.909	0	2	0	1.000	2	0
32 Komistek, Paul	9	8	0	1	.889	0	0	0	---	0	0
0 Kemp, Evan	0	0	0	0	.000	0	0	0	---	0	0
38 Hegemann, Josh	0	0	0	0	.000	0	0	0	---	0	0
20 Murphy, Jackson	0	0	0	0	.000	0	0	1	.000	0	0
6 Steckline, Ryan	0	0	0	0	.000	0	1	0	1.000	0	0
27 Neff, Andrew	0	0	0	0	.000	0	0	0	---	0	0
33 Hopewell, Chase	0	0	0	0	.000	0	1	0	1.000	0	0
17 Murray, Nick	0	0	0	0	.000	0	1	0	1.000	0	0
77 Shea, Alex	0	0	0	0	.000	0	1	0	1.000	0	0
43 Segal, Zach	0	0	0	0	.000	0	0	0	---	0	0
16 Bremner, Dondrae	0	0	0	0	.000	0	0	0	---	0	0
3 Sponseller, JP	0	0	0	0	.000	0	0	0	---	0	0
41 Bradbury, Aiden	0	0	0	0	.000	0	0	0	---	0	0
23 Vore, Ben	0	0	0	0	.000	0	0	0	---	0	0
11 Weaver, Tristan	0	0	0	0	.000	0	0	0	---	0	0
18 Bergman, Max	0	0	0	0	.000	0	0	0	---	0	0
2 Keathley, Beau	0	0	0	0	.000	0	0	0	---	0	0
35 Harker, Garrett	0	0	0	0	.000	0	0	0	---	0	0
Totals	136	102	29	5	.963	3	4	1	.800	2	0
Opponents	153	108	29	16	.895	0	4	2	.667	0	0

Hitting minimums - 1 Games 75% of Games 3.0 TPA/Game

Pitching minimums - 1 Games 1.0 IP/Game



**2022 Cincinnati Baseball  
Miscellaneous Stats for Cincinnati (as of Feb 21, 2022)  
(All games)**

<b>Multiple Hit Games</b>	<b>2</b>	<b>3</b>	<b>4</b>	<b>5+</b>	<b>Total</b>
25 Nicholson, Ryan	2	1	-	-	3
8 Merrit, Griffin	1	1	-	-	2
32 Komistek, Paul	-	1	-	1	2
28 Cross, Kerrington	2	-	-	-	2
14 Stapp, Wyatt	2	-	-	-	2
3 Sponseller, JP	1	-	-	-	1
9 Hansen, Jake	1	-	-	-	1
15 Powell, Joe	1	-	-	-	1
10 Harting, Cole	1	-	-	-	1
TEAM	11	3	0	1	15

<b>Multiple RBI Games</b>	<b>2</b>	<b>3</b>	<b>4</b>	<b>5+</b>	<b>Total</b>
32 Komistek, Paul	1	1	-	-	2
8 Merrit, Griffin	2	-	-	-	2
25 Nicholson, Ryan	1	-	-	-	1
15 Powell, Joe	-	1	-	-	1
9 Hansen, Jake	1	-	-	-	1
TEAM	5	2	0	0	7

<b>Hitting Streaks</b>	<b>Longest</b>	<b>Current</b>
32 Komistek, Paul	4	4
28 Cross, Kerrington	4	4
8 Merrit, Griffin	4	4
25 Nicholson, Ryan	4	4
9 Hansen, Jake	3	3
3 Sponseller, JP	2	1
14 Stapp, Wyatt	2	-
21 Smith, Boston	1	-
10 Harting, Cole	1	-
15 Powell, Joe	1	1

<b>Reached Base Streaks</b>	<b>Longest</b>	<b>Current</b>
25 Nicholson, Ryan	4	4
28 Cross, Kerrington	4	4
8 Merrit, Griffin	4	4
32 Komistek, Paul	4	4
9 Hansen, Jake	3	3
10 Harting, Cole	3	-
14 Stapp, Wyatt	2	-
3 Sponseller, JP	2	1
38 Hegemann, Josh	1	-
21 Smith, Boston	1	-
15 Powell, Joe	1	1

## 2022 STATISTICS

**2022 Cincinnati Baseball**  
**Team Game-by-Game for Cincinnati (as of Feb 21, 2022)**  
**Batting (All games)**

Date	Opponent	ab	r	h	rbi	2b	3b	hr	tb	bb	ibb	sb	cs	hbp	sac	sf	gdp	k	po	a	e	lob	avg
Feb 18	at FGCU	41	9	13	7	1	1	2	22	5	0	0	1	0	0	1	0	10	27	8	1	11	.317
Feb 19	at FGCU	54	15	19	13	2	0	3	30	8	1	4	1	0	0	0	0	15	33	9	1	14	.337
Feb 19	at FGCU	30	5	8	3	2	0	2	16	0	0	0	0	0	0	0	0	9	18	5	1	4	.320
Feb 20	at FGCU	38	8	10	8	0	0	2	16	0	0	0	0	0	0	1	0	13	24	7	2	4	.307
Totals		163	37	50	31	5	1	9	84	13	1	4	2	0	0	2	0	47	102	29	5	33	.307

**2022 Cincinnati Baseball**  
**Team Game-by-Game for Cincinnati (as of Feb 21, 2022)**  
**Pitching (All games)**

Date	Opponent	ip	h	r	er	bb	so	2b	3b	hr	wp	bk	hbp	dp	ibb	score	w-l	sv	era
Feb 18	at FGCU	9.0	4	6	6	6	10	1	0	3	0	0	2	1	0	9-6	1-0	0	6.00
Feb 19	at FGCU	11.0	13	14	13	12	15	3	0	0	3	1	4	2	0	15-14	2-0	1	8.55
Feb 19	at FGCU	6.0	7	10	5	8	6	1	1	0	2	0	1	0	0	5-10	2-1	1	8.31
Feb 20	at FGCU	8.0	17	16	15	9	7	3	0	0	4	0	6	0	0	8-16	2-2	1	10.32
Totals		34.0	41	46	39	35	38	8	1	3	9	1	13	3	0	37-46	2-2	1	10.32

**2022 Cincinnati Baseball  
Games Summary for Cincinnati (as of Feb 21, 2022)  
(All games)**

<b>Score by innings</b>	<b>1</b>	<b>2</b>	<b>3</b>	<b>4</b>	<b>5</b>	<b>6</b>	<b>7</b>	<b>8</b>	<b>9</b>	<b>EX</b>	<b>Total</b>
Cincinnati	1	3	4	2	12	4	8	1	1	1	37
Opponents	16	1	5	2	5	2	9	0	6	0	46

**Record when ...**

Overall	2-2	After 6 leading	2-0
Conference	0-0	..... trailing	0-2
Non-Conference	2-2	..... tied	0-0
Home games	0-0	After 7 leading	2-0
Away games	2-2	..... trailing	0-1
Neutral site	0-0	..... tied	0-0
Day games	1-2	After 8 leading	2-0
Night games	1-0	..... trailing	0-1
vs Left starter	1-0	..... tied	0-0
vs Right starter	1-2		
1-Run games	1-0	Hit 0 home runs	0-0
2-Run games	0-0	... 1 home run	0-0
5+Run games	0-2	... 2+ home runs	2-2
Extra innings	1-0		
Shutouts	0-0	Opponent 0 home runs	1-2
		..... 1 home run	0-0
Scoring 0-2 runs	0-0	..... 2+ HRs	1-0
..... 3-5 runs	0-1		
..... 6-9 runs	1-1	Made 0 errors	0-0
..... 10+ runs	1-0	.... 1 error	2-1
		.... 2+ errors	0-1
Opponent 0-2 runs	0-0		
..... 3-5 runs	0-0	Opp. made 0 errors	0-0
..... 6-9 runs	1-0	..... 1 error	0-0
..... 10+ runs	1-2	..... 2+ errors	2-2
Scored in 1st inning	1-0	Out-hit opponent	2-1
Opp. scored in 1st	1-2	Out-hit by opponent	0-1
Scores first	1-0	Hits are tied	0-0
Opp. scores first	1-2		

**Record when team scores:**

Runs	0	1	2	3	4	5	6	7	8	9	10+
W-L	0-0	0-0	0-0	0-0	0-0	0-1	0-0	0-0	0-1	1-0	1-0

**Record when opponent scores:**

Runs	0	1	2	3	4	5	6	7	8	9	10+
W-L	0-0	0-0	0-0	0-0	0-0	0-0	1-0	0-0	0-0	0-0	1-2

**Record when leading after:**

Inn.	1	2	3	4	5	6	7	8
W-L	1-0	1-0	1-0	1-0	2-0	2-0	2-0	2-0

**Record when trailing after:**

Inn.	1	2	3	4	5	6	7	8
W-L	1-2	1-2	1-2	1-2	0-2	0-2	0-1	0-1

**Record when tied after:**

Inn.	1	2	3	4	5	6	7	8
W-L	0-0	0-0	0-0	0-0	0-0	0-0	0-0	0-0

Current losing streak: 2  
 Longest winning streak: 2  
 Longest losing streak: 2

Home attendance : 0 ( 0 dates avg = 0 )  
 Away attendance : 1827 ( 4 dates avg = 456 )  
 Total attendance: 1827 ( 4 dates avg = 456 )

**2022 Cincinnati Baseball**  
**Season Game Highs for Cincinnati (as of Feb 21, 2022)**  
**(All games)**

TEAM GAME HIGHS

Batting

At bats:	54	-	at FGCU (Feb 19, 2022)
Runs scored:	15	-	at FGCU (Feb 19, 2022)
Hits:	19	-	at FGCU (Feb 19, 2022)
RBIs:	13	-	at FGCU (Feb 19, 2022)
Doubles:	2	-	at FGCU (Feb 19, 2022)
	2	-	at FGCU (Feb 19, 2022)
Triples:	1	-	at FGCU (Feb 18, 2022)
Home runs:	3	-	at FGCU (Feb 19, 2022)
Total bases:	30	-	at FGCU (Feb 19, 2022)
Walks:	8	-	at FGCU (Feb 19, 2022)
Strikeouts:	15	-	at FGCU (Feb 19, 2022)
Sac flies:	1	-	at FGCU (Feb 18, 2022)
	1	-	at FGCU (Feb 20, 2022)
Stolen bases:	4	-	at FGCU (Feb 19, 2022)
Caught stealing:	1	-	at FGCU (Feb 18, 2022)
	1	-	at FGCU (Feb 19, 2022)
Runners LOB:	14	-	at FGCU (Feb 19, 2022)

Fielding

Putouts:	33	-	at FGCU (Feb 19, 2022)
Assists:	9	-	at FGCU (Feb 19, 2022)
Errors:	2	-	at FGCU (Feb 20, 2022)
Passed balls:	2	-	at FGCU (Feb 19, 2022)
DPs turned:	2	-	at FGCU (Feb 19, 2022)

Pitching

Innings pitched:	11.0	-	at FGCU (Feb 19, 2022)
Runs allowed:	16	-	at FGCU (Feb 20, 2022)
Earned runs:	15	-	at FGCU (Feb 20, 2022)
Walks allowed:	12	-	at FGCU (Feb 19, 2022)
Strikeouts:	15	-	at FGCU (Feb 19, 2022)
Hits allowed:	17	-	at FGCU (Feb 20, 2022)
Doubles allowed:	3	-	at FGCU (Feb 19, 2022)
	3	-	at FGCU (Feb 20, 2022)
Triples allowed:	1	-	at FGCU (Feb 19, 2022)
Homers allowed:	3	-	at FGCU (Feb 18, 2022)
Wild pitches:	4	-	at FGCU (Feb 20, 2022)
Hit batters:	6	-	at FGCU (Feb 20, 2022)



**2022 Cincinnati Baseball**  
**Season Game Highs for Cincinnati (as of Feb 21, 2022)**  
**(All games)**

INDIVIDUAL GAME HIGHS

Batting

At bats:	7	- Hansen, Jake at FGCU (Feb 19, 2022)
Runs scored:	4	- Komistek, Paul at FGCU (Feb 19, 2022)
Hits:	5	- Komistek, Paul at FGCU (Feb 19, 2022)
RBI's:	3	- Powell, Joe at FGCU (Feb 18, 2022)
	3	- Komistek, Paul at FGCU (Feb 19, 2022)
Doubles:	1	- (5 times )
Triples:	1	- Merrit, Griffin at FGCU (Feb 18, 2022)
Home runs:	1	- (9 times )
Total bases:	9	- Komistek, Paul at FGCU (Feb 19, 2022)
Walks:	2	- Sponseller, JP at FGCU (Feb 18, 2022)
	2	- Harting, Cole at FGCU (Feb 19, 2022)
	2	- Sponseller, JP at FGCU (Feb 19, 2022)
Strikeouts:	3	- Cross, Kerrington at FGCU (Feb 18, 2022)
	3	- Hansen, Jake at FGCU (Feb 19, 2022)
	3	- Stapp, Wyatt at FGCU (Feb 20, 2022)
Sac flies:	1	- Powell, Joe at FGCU (Feb 18, 2022)
	1	- Smith, Boston at FGCU (Feb 20, 2022)
Stolen bases:	1	- (4 times )
Caught stealing:	1	- Harting, Cole at FGCU (Feb 18, 2022)
	1	- Cross, Kerrington at FGCU (Feb 19, 2022)
Runners LOB:	5	- Nicholson, Ryan at FGCU (Feb 19, 2022)

Fielding

Putouts:	11	- Smith, Boston at FGCU (Feb 19, 2022)
Assists:	3	- (5 times )
Errors:	2	- Smith, Boston at FGCU (Feb 20, 2022)
Passed balls:	2	- Smith, Boston at FGCU (Feb 19, 2022)

Pitching

Innings pitched:	5.0	- Weaver, Tristan at FGCU (Feb 18, 2022)
Runs allowed:	7	- Shea, Alex at FGCU (Feb 19, 2022)
Earned runs:	5	- (4 times )
Walks allowed:	5	- Harker, Garrett at FGCU (Feb 19, 2022)
	5	- Shea, Alex at FGCU (Feb 19, 2022)
Strikeouts:	7	- Bergman, Max at FGCU (Feb 19, 2022)
Hits allowed:	8	- Keathley, Beau at FGCU (Feb 20, 2022)
Doubles allowed:	2	- Bergman, Max at FGCU (Feb 19, 2022)
Triples allowed:	1	- Vore, Ben at FGCU (Feb 19, 2022)
Homers allowed:	1	- Steckline, Ryan at FGCU (Feb 18, 2022)
	1	- Weaver, Tristan at FGCU (Feb 18, 2022)
	1	- Keathley, Beau at FGCU (Feb 18, 2022)
Wild pitches:	2	- Bradbury, Aiden at FGCU (Feb 20, 2022)
Hit batters:	3	- Steckline, Ryan at FGCU (Feb 20, 2022)

## 2022 Cincinnati Baseball Batting Leaders for Cincinnati (as of Feb 21, 2022) (All games)

Hitting minimums - 1 Games 75% of Games 3.0 TPA/Game  
Pitching minimums - 1 Games 1.0 IP/Game

<b>Batting avg</b> 1. 32 Komistek, Paul .500 2. 25 Nicholson, Ryan .444 3. 8 Merrit, Griffin .438 4. 28 Cross, Kerrington .375 5. 3 Sponseller, JP .286	<b>Slugging pct</b> 1. 8 Merrit, Griffin 1.125 2. 25 Nicholson, Ryan .944 3. 32 Komistek, Paul .900 4. 28 Cross, Kerrington .375 9 Hansen, Jake .375	<b>On base pct</b> 1. 32 Komistek, Paul .524 2. 25 Nicholson, Ryan .474 3. 28 Cross, Kerrington .444 3 Sponseller, JP .444 5. 8 Merrit, Griffin .438
<b>Runs scored</b> 1. 25 Nicholson, Ryan 7 2. 32 Komistek, Paul 6 8 Merrit, Griffin 6 4. 10 Harting, Cole 4 5. 2 tied at..... 3	<b>Hits</b> 1. 32 Komistek, Paul 10 2. 25 Nicholson, Ryan 8 3. 8 Merrit, Griffin 7 4. 28 Cross, Kerrington 6 5. 3 tied at..... 4	<b>Runs batted in</b> 1. 32 Komistek, Paul 6 8 Merrit, Griffin 6 3. 25 Nicholson, Ryan 5 4. 9 Hansen, Jake 3 15 Powell, Joe 3
<b>Doubles</b> 1. 9 Hansen, Jake 2 32 Komistek, Paul 2 3. 10 Harting, Cole 1	<b>Triples</b> 1. 8 Merrit, Griffin 1	<b>Home runs</b> 1. 8 Merrit, Griffin 3 25 Nicholson, Ryan 3 3. 32 Komistek, Paul 2 4. 15 Powell, Joe 1
<b>Total bases</b> 1. 8 Merrit, Griffin 18 32 Komistek, Paul 18 3. 25 Nicholson, Ryan 17 4. 3 tied at..... 6	<b>Walks</b> 1. 3 Sponseller, JP 4 2. 10 Harting, Cole 3 3. 28 Cross, Kerrington 2 4. 4 tied at..... 1	<b>Hit by pitch</b>
<b>Sac bunts</b>	<b>Sac flies</b> 1. 15 Powell, Joe 1 21 Smith, Boston 1	<b>Stolen bases</b> 1. 25 Nicholson, Ryan 1 32 Komistek, Paul 1 31 Guidry, Kameron 1 28 Cross, Kerrington 1
<b>Caught stealing</b> 1. 28 Cross, Kerrington 1 10 Harting, Cole 1	<b>Steal attempts</b> 1. 28 Cross, Kerrington 2 2. 10 Harting, Cole 1 31 Guidry, Kameron 1 32 Komistek, Paul 1 25 Nicholson, Ryan 1	<b>Stolen base pct</b> 1. 32 Komistek, Paul 1.000 25 Nicholson, Ryan 1.000 3. 28 Cross, Kerrington .500 4. 10 Harting, Cole .000
<b>Strikeouts</b> 1. 14 Stapp, Wyatt 7 2. 28 Cross, Kerrington 6 3. 10 Harting, Cole 5 4. 4 tied at..... 4	<b>Grounded into DP</b>	<b>Total plate appearances</b> 1. 32 Komistek, Paul 21 2. 10 Harting, Cole 19 25 Nicholson, Ryan 19 4. 3 tied at..... 18
<b>At bats</b> 1. 32 Komistek, Paul 20 2. 25 Nicholson, Ryan 18 3. 14 Stapp, Wyatt 17 4. 4 tied at..... 16	<b>Games played</b> 1. 7 tied at..... 4	<b>Game starts</b> 1. 6 tied at..... 4
<b>Games as sub</b> 1. 38 Hegemann, Josh 3 2. 26 Palmieri, Max 2 3. 15 Powell, Joe 1 3 Sponseller, JP 1 31 Guidry, Kameron 1		

## 2022 STATISTICS

## 2022 Cincinnati Baseball Pitching Leaders for Cincinnati (as of Feb 21, 2022) (All games)

Hitting minimums - 1 Games 75% of Games 3.0 TPA/Game  
Pitching minimums - 1 Games 1.0 IP/Game

<b>Earned run avg</b>		<b>Opposing bat avg</b>		<b>Won-loss pct</b>	
1. 11 Weaver, Tristan	1.80	1. 11 Weaver, Tristan	.118	1. 11 Weaver, Tristan	1.000
2. 18 Bergman, Max	4.50	2. 18 Bergman, Max	.313	2. 18 Bergman, Max	.000
<b>Wins</b>		<b>Losses</b>		<b>Saves</b>	
1. 20 Murphy, Jackson	1	1. 77 Shea, Alex	1	1. 43 Segal, Zach	1
11 Weaver, Tristan	1	41 Bradbury, Aiden	1		
<b>Innings pitched</b>		<b>Batters struck out</b>		<b>Appearances</b>	
1. 11 Weaver, Tristan	5.0	1. 18 Bergman, Max	7	1. 43 Segal, Zach	2
2. 18 Bergman, Max	4.0	2. 2 Keathley, Beau	5	2 Keathley, Beau	2
		3. 11 Weaver, Tristan	4	6 Steckline, Ryan	2
		4. 3 tied at.....	3	33 Hopewell, Chase	2
				5. 10 tied at.....	1
<b>Games started</b>		<b>Games finished</b>		<b>Games in relief</b>	
1. 35 Harker, Garrett	1	1. 6 Steckline, Ryan	2	1. 43 Segal, Zach	2
11 Weaver, Tristan	1	2. 43 Segal, Zach	1	33 Hopewell, Chase	2
41 Bradbury, Aiden	1	23 Vore, Ben	1	2 Keathley, Beau	2
77 Shea, Alex	1			6 Steckline, Ryan	2
				5. 6 tied at.....	1
<b>Wild pitches</b>		<b>Balks</b>		<b>Hit batters</b>	
1. 41 Bradbury, Aiden	2	1. 35 Harker, Garrett	1	1. 2 Keathley, Beau	3
2. 7 tied at....	1			6 Steckline, Ryan	3
				3. 41 Bradbury, Aiden	2
				4. 5 tied at.....	1
<b>Intentional BB allowed</b>		<b>Runners picked off</b>		<b>Batters SO out looking</b>	
				1. 2 Keathley, Beau	2
				6 Steckline, Ryan	2
				3. 5 tied at...	1
<b>Sac bunts allowed</b>		<b>Sac flies allowed</b>		<b>Hits allowed</b>	
1. 77 Shea, Alex	1	1. 17 Murray, Nick	1	1. 11 Weaver, Tristan	2
		77 Shea, Alex	1	2. 18 Bergman, Max	5
<b>Runs allowed</b>		<b>Earned runs allowed</b>		<b>Walks allowed</b>	
1. 11 Weaver, Tristan	1	1. 11 Weaver, Tristan	1	1. 18 Bergman, Max	1
2. 18 Bergman, Max	2	2. 18 Bergman, Max	2	2. 11 Weaver, Tristan	3
<b>Doubles allowed</b>		<b>Triples allowed</b>		<b>Home runs allowed</b>	
1. 11 Weaver, Tristan	1	1. 18 Bergman, Max	0	1. 18 Bergman, Max	0
2. 18 Bergman, Max	2	11 Weaver, Tristan	0	2. 11 Weaver, Tristan	1

## 2022 Cincinnati Baseball Fielding Leaders for Cincinnati (as of Feb 21, 2022) (All games)

Hitting minimums - 1 Games 75% of Games  
Pitching minimums - 1 Games 1.0 IP/Game

<b>Fielding pct</b>		<b>Chances</b>		<b>Putouts</b>	
1. 25 Nicholson, Ryan	1.000	1. 25 Nicholson, Ryan	28	1. 25 Nicholson, Ryan	26
15 Powell, Joe	1.000	2. 21 Smith, Boston	22	2. 15 Powell, Joe	21
10 Harting, Cole	1.000	15 Powell, Joe	22	3. 21 Smith, Boston	20
14 Stapp, Wyatt	1.000	4. 28 Cross, Kerrington	15	4. 10 Harting, Cole	9
8 Merrit, Griffin	1.000	5. 9 Hansen, Jake	12	5. 32 Komistek, Paul	8
<b>Assists</b>		<b>Errors</b>		<b>Fielding double plays</b>	
1. 28 Cross, Kerrington	9	1. 21 Smith, Boston	2	1. 9 Hansen, Jake	3
2. 9 Hansen, Jake	7	2. 28 Cross, Kerrington	1	25 Nicholson, Ryan	3
14 Stapp, Wyatt	7	32 Komistek, Paul	1	3. 26 Palmieri, Max	1
4. 25 Nicholson, Ryan	2	9 Hansen, Jake	1	14 Stapp, Wyatt	1
26 Palmieri, Max	2			28 Cross, Kerrington	1
<b>Stolen bases against</b>		<b>Caught stealing by</b>		<b>Steal attempts against</b>	
1. 15 Powell, Joe	2	1. 20 Murphy, Jackson	1	1. 15 Powell, Joe	3
21 Smith, Boston	2	15 Powell, Joe	1	2. 21 Smith, Boston	2
3. 4 tied at.....	1			3. 5 tied at.....	1
<b>Passed balls</b>		<b>Catchers interference</b>			
1. 21 Smith, Boston	2				



## NCAA Statistics

## Cincinnati - 2021-22 Baseball Ranking Summary thru games 02/22/2022

Statistic	National Rank	Conference Rank	Value	National Leader	Value	Conference Leader	Value
Base on Balls (275 ranked)	176	5	13	Wake Forest	40	UCF	27
Batting Average (275 ranked)	64	4	0.307	Mississippi Val.	0.448	Memphis	0.327
Double Plays (250 ranked)	56	2	3	Georgia St.	7	UCF	4
Double Plays Per Game (250 ranked)	77	3	0.75	CSUN	2.00	Memphis	1.00
					UCF	1.00	
Doubles (266 ranked)	160	5	5	NC State	19	UCF	9
Doubles Per Game (271 ranked)	199	6	1.25	NC State	4.75	Memphis	2.67
Earned Run Average (275 ranked)	249	8	10.32	UIW	0.00	UCF	0.25
Fielding Percentage (275 ranked)	149	8	0.963	6 teams tied	1.000	Houston	0.992
Hit Batters (244 ranked)	4	1	13	Niagara	20	Cincinnati	13
Hit by Pitch (245 ranked)				Western Caro.	20	UCF	6
Hits (275 ranked)	13	1	50	Texas Southern	69	Cincinnati	50
Hits Allowed Per Nine Innings (275 ranked)	198	8	10.85	Iowa	2.00	UCF	5.00
Home Runs (203 ranked)	4	1	9	Wake Forest	15	Cincinnati	9
Home Runs Per Game (245 ranked)	6	1	2.25	Wake Forest	3.75	Cincinnati	2.25
On Base Percentage (275 ranked)	166	4	0.354	Mississippi Val.	0.607	Tulane	0.449
Runs (274 ranked)	32	2	37	Texas Southern	82	UCF	49
Sacrifice Bunts (83 ranked)				Wofford	6	East Carolina	3
Sacrifice Flies (122 ranked)	46	2	2	Texas Southern	7	East Carolina	4
Scoring (274 ranked)	56	2	9.2	Western Caro.	18.0	UCF	12.2
Shutouts (8 ranked)				Texas Southern	3	UCF	2
Slugging Percentage (275 ranked)	45	3	0.515	Wake Forest	0.795	UCF	0.588
Stolen Bases (207 ranked)	87	2	4	Texas Southern	44	UCF	17
Stolen Bases Per Game (239 ranked)	106	4	1.00	Texas Southern	7.33	UCF	4.25
Strikeout-to-Walk Ratio (275 ranked)	248	8	1.09	Southern Miss.	7.29	UCF	4.50
Strikeouts Per Nine Innings (275 ranked)	105	5	10.1	New Mexico St.	15.4	East Carolina	11.7
Triple Plays (0 ranked)							
Triples (54 ranked)	54	2	1	Oregon St.	4	UCF	3
				Saint Mary's (CA)	4		
				Texas Southern	4		
Triples Per Game (138 ranked)	79	4	0.25	Saint Mary's (CA)	1.33	UCF	0.75
WHIP (275 ranked)	250	8	2.24	UIW	0.62	UCF	0.83
WL Pct (223 ranked)	119	4	0.500	52 teams tied	1.000	Tulane	1.000
					UCF	1.000	
Walks Allowed Per Nine Innings (275 ranked)	269	8	9.26	Elon	1.29	UCF	2.50