

CINCINNATI BASKETBALL

GAME 10
SUNDAY, DECEMBER 10
CINCINNATI, OH
5 P.M.

UC SPORTS COMMUNICATIONS: RICHARD E. LINDNER CENTER // 2751 O'VARSITY WAY SUITE 860 CINCINNATI, OHIO 45221-0021 // GOBEARCATS.COM

SCHEDULE/RESULTS



November

2 FINDLAY (EXH)%
10 at ETSU
13 SLIPPERY ROCK%
15 SOUTHEASTERN LOUISIANA^
18 MIAMI (OH)^
21 PITTSBURGH^
25 EASTERN KENTUCKY^
27 ST. FRANCIS (PA.)%
30 SOUTHEAST MISSOURI^

W, 77-35
L, 77-87
W, 85-52
W, 82-43
W, 73-62
L, 46-66
W, 64-53
L, 73-77
W, 65-52

LOCATION: Cincinnati, Ohio
2017-18 RECORD: 6-3
AAC RECORD: --
LAST GAME: W, 54-33 at Old Dominion
HEAD COACH: Jamelle Elliott
CAREER RECORD: 100-152 (9th Year)
RECORD AT UC: Same

LOCATION: Cincinnati, Ohio
2017-18 RECORD: 4-3
BIG EAST RECORD: --
LAST GAME: L, 63-53 at Bowling Green
HEAD COACH: Brian Neal
CAREER RECORD: 230-103 (12th Year)
RECORD AT XU: 59-72

December

3 at Old Dominion
10 at Xavier
14 HOWARD^
17 OHIO STATE^
21 BOWLING GREEN^
30 at ECU*

W, 54-33
5 PM
7 PM
4 PM
7 PM
5 PM



ON THE CALL: Matt Noonan

STREAKS, STORYLINES & SIDEBARS

» **THE GAME:** FOLLOWING A WEEK OFF FROM COMPETITION DURING EXAM WEEK, UNIVERSITY OF CINCINNATI WOMEN'S BASKETBALL WILL MAKE THE SHORT TRIP TO NORWOOD, OHIO ON SUNDAY TO FACE THE XAVIER MUSKETEERS AT 5 P.M. AT THE CINTAS CENTER IN THE 2017 EDITION OF THE SKYLINE CHILI CROSSTOWN SHOOTOUT. THE TWO TEAMS ARE PLAYING FOR THE KENDLE CUP – THE TRAVELING TROPHY IN THE RIVALRY.

SECOND QUARTER, SCORING THE FIRST EIGHT POINTS OF THE PERIOD TO LEAD 24-3 WITH 6:30 TO GO BEFORE HALFTIME. ODU FINALLY FOUND THE BOTTOM OF THE NET AND CUT ITS DEFICIT TO 11 WITH 1:13 REMAINING IN THE HALF. THE BEARCATS RESPONDED WITH A 5-0 RUN TO END THE QUARTER TO TAKE A 31-15 ADVANTAGE INTO THE HALFTIME BREAK.

» **THE SERIES:** UC LEADS THE ALL-TIME SERIES VERSUS XU, 23-16, AND IS 10-8 IN GAMES PLAYED AT XAVIER. THE BEARCATS HAVE COME UP SHORT IN THE LAST THREE MATCHUPS WITH THE MUSKETEERS INCLUDING A 72-61 SETBACK LAST SEASON INSIDE FIFTH THIRD ARENA. IN THE LAST MEETING INSIDE THE CINTAS CENTER IN 2015, THE RED & BLACK FELL 65-56.

» UC INCREASED ITS LEAD TO AS MANY AS 23 POINTS IN THE THIRD QUARTER, BUT SAW THE MONARCHS REDUCE THEIR DEFICIT TO JUST 14 HEADING INTO THE FINAL PERIOD. THE BEARCATS HELD A 12-POINT, 43-31, LEAD WITH SEVEN MINUTES REMAINING AND PROCEEDED TO GO ON A 19-0 RUN OVER THE NEXT THREE-AND-A-HALF MINUTES TO PUT THE GAME OUT OF REACH.

» **LAST TIME OUT:** UC (6-3) DEALT OLD DOMINION A 54-33 DEFEAT ON SUNDAY AFTERNOON INSIDE THE TED CONSTANT CENTER IN NORFOLK, VIRGINIA.

» JUNIOR GUARD NIKIRA GOINGS LED ALL SCORERS WITH 16 POINTS, INCLUDING A PAIR OF 3-POINTERS. SENIOR GUARD ANA OWENS POSTED 15 POINTS, A SEASON-HIGH SEVEN REBOUNDS, AND THREE ASSISTS. SENIOR FORWARD SHANCE JOHNSON NEARED HER SECOND-CONSECUTIVE DOUBLE-DOUBLE WITH EIGHT POINTS AND A GAME-HIGH 10 REBOUNDS.

» IN THEIR FIRST GAME ON THE ROAD IN NEARLY A MONTH, THE BEARCATS SURRENDERED AN EARLY 3-POINTER TO THE MONARCHS, BUT RESPONDED WITH A 16-0 RUN TO END THE OPENING QUARTER. UC CONTINUED THE STREAK INTO THE

February

4 at UConn*
7 at Wichita State*
10 TULANE^^
17 TULSA^^
21 at Temple*
24 at USF*
26 HOUSTON^^

1 PM
8 PM
2 PM
2 PM
Noon
5 PM
7 PM

March

3-6 AMERICAN CHAMPIONSHIP

TBA

* CONFERENCE GAME | # EXHIBITION | ^ SAINT
URSULA | % CINCINNATI STATE
BOLD CAPS - HOME

SPORTS COMMUNICATION OFFICE

Richard E. Lindner Center, Suite 860
2751 O'Varsity Way
Cincinnati, OH 45221-0021
PHONE: 513.556.5191
FAX: 513.556.0619
WEBSITE: www.GoBEARCATS.com

Drew Weber, Assistant Director // WBB Contact
OFFICE: 513.556.5145 // Cell: 513.969.0301
EMAIL: drew.weber@uc.edu



CINCINNATI ROSTER

PROBABLE STARTERS

NO.	NAME	POS.	HT.	CL.	HOMETOWN/HIGH SCHOOL/LAST COLLEGE	2017-18 AVG.
2	NIKIRA GOINGS	G	5-8	JR	MARIETTA, GA./OSBORNE	11.4 PPG, 3.2 RPG
3	ANA OWENS	G	5-6	SR	INDIANAPOLIS, IND./LAWRENCE NORTH	11.3 PPG, 2.9 RPG
4	ANGEL RIZOR	F	6-1	SO	ZEBULON, N.C./EAST WAKE	6.4 PPG, 4.8 RPG
11	SAM RODGERS	G	5-11	SO	CINCINNATI, OHIO/LAKOTA EAST	4.0 PPG, 1.2 RPG
21	SHANCE JOHNSON	F	6-0	SR	PHILADELPHIA, PA./CARDINAL O'HARA/MONROE CC	11.7 PPG, 6.7 RPG

RESERVES

NO.	NAME	POS.	HT.	CL.	HOMETOWN/HIGH SCHOOL/LAST COLLEGE	2017-18 AVG.
5	GENESIS PARKER	G	5-9	SO	BRISTOW, VA./STONEWALL JACKSON/VIRGINIA TECH	--
10	MICHAELA PORTER	G	5-10	FR	PITTSBURGH, PA./OBAMA ACADEMY	2.9 PPG, 3.3 RPG
12	ANTOINETTE MILLER	G	5-6	SO	DETROIT, MICH./SOUTHFIELD-LATHRUP	4.7 PPG, 2.9 RPG
13	BRIANNA LIVINGSTON	G	5-10	FR	SCARBOROUGH, ONTARIO/WILFRED LAURIER	2.0 PPG, 1.4 RPG
20	MAYA BENHAM	F	5-10	JR	DOUGLASVILLE, GA./OSBORNE	2.0 PPG, 0.8 RPG
22	IIMAR'I THOMAS	F	5-11	FR	OAKLAND, CALIF./SACRED HEART CATHEDRAL PREP	11.8 PPG, 6.1 RPG
25	CHELSEA WARREN	F	5-11	JR	RED OAK, TEXAS/RED OAK	0.7 PPG, 1.7 RPG
35	I'LIYAH GREEN	C	6-2	R-FR	LOUISVILLE, KY./MALE	1.0 PPG, 0.3 RPG
40	ANDEIJA PUCKETT	C	6-3	FR	GRIFFIN, GA./GRIFFIN	3.0 PPG, 0.5 RPG

2017-18 NUMERICAL ROSTER

NO.	NAME	POS.	HT.	CL./ELIG.	HOMETOWN/HIGH SCHOOL/LAST SCHOOL
2	Nikira Goings	G	5-8	JR	Marietta, Ga./Osborne
3	Ana Owens	G	5-6	SR	Indianapolis, Ind./Lawrence North
4	Angel Rizor	F	6-1	SO	Zebulon, N.C./East Wake
5	Genesis Parker	G	5-8	SO	Bristow, Va./Stonewall Jackson/Virginia Tech
10	Michaela Porter	G	5-10	FR	Pittsburgh, Pa./Obama Academy of International Studies
11	Sam Rodgers	G	5-11	SO	Cincinnati, Ohio/Lakota East
12	Antoinette Miller	G	5-6	SO	Detroit, Mich./Southfield-Lathrup
13	Brianna Livingston	G	5-10	FR	Scarborough, Ontario/Wilfred Laurier
20	Maya Benham	F	5-10	JR	Douglasville, Ga./Osborne
21	Shanice Johnson	F	6-0	SR	Philadelphia, Pa./Cardinal O'Hara/Monroe CC
22	Iimar'i Thomas	F	5-11	FR	Oakland, Calif./Sacred Heart Cathedral Prep
25	Chelsea Warren	F	5-11	JR	Red Oak, Texas/Red Oak
35	I'Liyah Green	C	6-2	R-FR	Louisville, Ky./Male
40	Andeija Puckett	C	6-3	FR	Griffin, Ga./Griffin

2017-18 ALPHABETICAL ROSTER

NO.	NAME	POS.	HT.	CL./ELIG.	HOMETOWN/HIGH SCHOOL/LAST SCHOOL
20	Maya Benham	F	5-10	JR	Douglasville, Ga./Osborne
2	Nikira Goings	G	5-8	JR	Marietta, Ga./Osborne
35	I'Liyah Green	C	6-2	R-FR	Louisville, Ky./Male
21	Shanice Johnson	F	6-0	SR	Philadelphia, Pa./Cardinal O'Hara/Monroe CC
13	Brianna Livingston	G	5-10	FR	Scarborough, Ontario/Wilfred Laurier
12	Antoinette Miller	G	5-6	SO	Detroit, Mich./Southfield-Lathrup
3	Ana Owens	G	5-6	SR	Indianapolis, Ind./Lawrence North
5	Genesis Parker	G	5-8	SO	Bristow, Va./Stonewall Jackson/Virginia Tech
10	Michaela Porter	G	5-10	FR	Pittsburgh, Pa./Obama Academy of International Studies
40	Andeija Puckett	C	6-3	FR	Griffin, Ga./Griffin
4	Angel Rizor	F	6-1	SO	Zebulon, N.C./East Wake
11	Sam Rodgers	G	5-11	SO	Cincinnati, Ohio/Lakota East
22	Iimar'i Thomas	F	5-11	FR	Oakland, Calif./Sacred Heart Cathedral Prep
25	Chelsea Warren	F	5-11	JR	Red Oak, Texas/Red Oak

COACHING STAFF

Head Coach.....	Jamelle Elliott (UConn, 1996)
Record at UC.....	100-152 (9 years)
Career Record	Same
Assistant Coach.....	Tamisha Augustin (Alabama A&M, 2005)
Year at Cincinnati:	First
Assistant Coach:	Eddie Benton (Vermont, 1997)
Year at Cincinnati:	First
Assistant Coach:	Geoff Lanier (Southern Connecticut State, 1992)
Year at Cincinnati:	Second
Dir. of Basketball Operations Dana Rieger.....	(Albion College, 1994)
Year at Cincinnati	Eighth
Video Coordinator	Zach Anderson (Cincinnati, 2014)
Year at Cincinnati	Third
Director of Player Development.....	Hannah Gentry (Texas A&M, 2016)
Year at Cincinnati	Second

PRONUNCIATION GUIDE

Maya Benham	My-uh
Nikira Goings	Nih-keer-uh
I'Liyah Green	I-lee-uh
Shanice Johnson.....	Shuh-neece
Ana Owens.....	Ah-nuh
Michaela Porter.....	Mih-kay-luh
Andeija Puckett.....	Ann-day-juh
Angel Rizor	Rye-zer
Iimar'i Thomas	Ee-mar-ee
Jamelle Elliott.....	Juh-mell
Tamisha Augustin	August-teen
Geoff Lanier	Luh-neer

QUICK FACTS

GENERAL INFORMATION

Location.....	Cincinnati, OH 45221
Founded.....	1819
Enrollment.....	44,783
Nickname.....	Bearcats
Colors.....	Red and Black
Temporary Arena(s) (Capacity).....	Saint Ursula Gymnasium & Convocation Center (1,000)
.....	Cincinnati State (750)
Affiliation.....	NCAA Division I
Conference.....	American Athletic Conference
President	Dr. Neville Pinto
Alma mater.....	Indian Institute of Technology, New Delhi
Director of Athletics.....	Mike Bohn
Alma mater/year	Kansas, '83
Faculty Representative.....	Dr. David M. Szymanski
Department of Athletics Phone.....	(513) 556-4603
Athletics Ticket Office Phone.....	(877) CATS-TIX
Athletics Website.....	GoBEARCATS.com
Athletics Twitter Account.....	@GoBears

HISTORY

First year of basketball.....	1971
All-time record.....	642-631 (.504)
No. Yrs. in NCAA Tournament/Last:.....	4/2003
No. Yrs. in WNIT/Last:.....	7/2012
Last Postseason Opponent:.....	Toledo
Result:.....	L, 72-51

TEAM INFORMATION

2016-17 Record	16-14
Home.....	11-6
Road.....	5-7
Neutral	0-1
American Athletic Conference Record.....	7-9 (T-5th)
Starters returning/lost...3/2 (Returning: Johnson, Owens, Warren)	
Letterwinners returning/lost.....	8/3
Newcomers.....	5
Percent of scoring returning.....	78.0 percent (1,491 of 1,911)
Percent of rebounding returning.....	72.5 percent (804 of 1,108)

SPORTS COMMUNICATION

Asst. Director, Sports Comm./WBB Contact.....	Drew Weber
Office.....	(513) 556-5145
Mobile	(513) 969-0301
Email	drew.weber@uc.edu
Sports Comm. Staff.....	Ryan Koslen
.....	Andre Foushee
.....	Alex Ryan
.....	Mollie Radzinski
.....	Carl Schmid
Website.....	GoBEARCATS.com

TEAM STATISTICS				
	CIN	OPP	XU	OPP
Scoring	619	525	443	427
Points p/g	68.8	58.3	63.3	61.0
Scoring Margin	+10.4	--	+2.3	--
Field Goals - Att.	226-500	184-505	154-371	158-416
Field Goal %	.452	.364	.415	.380
3-Point FG - Att.	50-168	69-219	52-155	40-113
3-Point FG %	.298	.315	.335	.354
Free Throws - Att.	117-174	88-123	83-130	71-89
Free Throw %	.672	.715	.638	.798
Rebounds	340	290	248	254
Rebounds p/g	37.8	32.2	35.4	36.3
Assists	137	115	87	98
Turnovers	147	156	115	102
Steals	75	62	55	66
Blocks	22	30	22	17
Points	Thomas	11.8	Partlow	12.3
Points	Johnson	11.7	Byrd	12.2
Rebounds	Johnson	6.7	Partlow	8.3
Assists	Owens	4.2	Byrd, Owens	2.6
Steals	Johnson	3.6	Aijanen	1.3
Blocks	Thomas	0.8	Aijanen	1.0
SERIES HISTORY				
vs. Xavier				
Total: Cincinnati leads, 23-16 At Cincinnati: Cincinnati leads, 9-8 At Xavier: Cincinnati leads, 10-8 Neutral: Cincinnati leads, 4-0				
Dec. 11, 2016.....	H.....	L, 72-61		
Dec. 13, 2015.....	A.....	L, 65-56		
Dec. 14, 2014.....	H.....	L, 72-71		
Dec. 21, 2013.....	A.....	W, 47-26		
Dec. 12, 2012.....	H.....	L, 69-67 ^{OT}		
Dec. 4, 2011.....	A.....	L, 69-60		
Dec. 5, 2010.....	H.....	L, 69-61		
Dec. 6, 2009.....	A.....	L, 69-38		
Dec. 7, 2008.....	H.....	W, 65-55		
Dec. 1, 2007.....	A.....	W, 61-55		
Jan. 17, 2007.....	H.....	L, 89-76		
Nov. 30, 2005.....	A.....	L, 87-60		
Dec. 11, 2004.....	H.....	L, 85-50		
Nov. 30, 2003.....	A.....	W, 52-41		
Dec. 28, 2003.....	H.....	W, 61-56		
Dec. 2, 2001.....	A.....	W, 62-56		
Dec. 12, 2000.....	H.....	W, 75-59		
Dec. 5, 1999.....	A.....	W, 77-71 ^{OT}		
Feb. 10, 1999.....	H.....	W, 65-61 ^{OT}		
Jan. 28, 1998.....	A.....	W, 78-72		
Jan. 6, 1997.....	H.....	W, 83-58		
Jan. 10, 1996.....	A.....	L, 71-66		
Jan. 30, 1995.....	H.....	W, 83-77		
Jan. 18, 1994.....	A.....	L, 84-68		
Feb. 23, 1993.....	H.....	L, 81-48		
Jan. 22, 1992.....	A.....	L, 73-63		
Nov. 27, 1990.....	H.....	L, 60-48		
Dec. 5, 1989.....	A.....	L, 65-53		
Nov. 30, 1988.....	H.....	W, 67-48		
Jan. 28, 1988.....	A.....	W, 61-39		
Jan. 28, 1987.....	A.....	W, 73-53		
Feb. 5, 1986.....	A.....	W, 84-74		
Dec. 28, 1984.....	H.....	W, 99-71		
Jan. 26, 1984.....	A.....	W, 87-76		
Jan. 26, 1983.....	N.....	W, 90-58		
Jan. 27, 1982.....	N.....	W, 76-67		
Feb. 18, 1981.....	N.....	W, 82-53		
Feb. 4, 1980.....	N.....	W, 80-54		
Jan. 16, 1979.....	H.....	W, 79-37		

// LAST TIME OUT (CONT'D)

» UC SUFFOCATED THE MONARCHS INTO 26% SHOOTING AND FORCED THEM INTO 19 TURNOVERS WHICH THE RED & BLACK TURNED INTO 21 POINTS. THE BEARCATS OUTREBOUNDED THE HOME TEAM, 37-25, AND PARLAYED 13 OFFENSIVE REBOUNDS INTO 15 POINTS. UC ALSO DOMINATED IN THE PAINT WITH 20 POINTS AND ASSISTED ON 11 OF 22 MADE FIELD GOALS.

// SCOUTING THE MUSKETEERS

- » XU (4-3) DROPPED A 63-53 ROAD CONTEST AT BOWLING GREEN ON WEDNESDAY AFTERNOON. ARIANA GRAY AND PRINCESS STEWART LED THE MUSKETEERS' OFFENSE WITH 10 POINTS EACH. THE MUSKETEERS WERE HELD TO A SEASON-LOW 53 POINTS. THE FALCONS KNOCKED DOWN A SEASON-HIGH 13 THREE POINTERS (13-FOR-24).
- » FOR THE SEASON, IMANI PARTLOW IS PACING XU WITH 12.3 POINTS PER GAME. JADA BYRD FOLLOWS WITH 12.2 POINTS A CONTEST. PARTLOW ALSO LEADS THE MUSKETEERS WITH 8.3 REBOUNDS PER. BYRD AND NA'TESHA OWENS EACH NOTCH TEAM BESTS OF 2.6 ASSISTS A GAME. XAVIER AVERAGES 41.5% SHOOTING FROM THE FLOOR PER GAME AND KNOCKS DOWN 7.4 3-POINT FIELD GOALS A CONTEST. XU ALSO POSTS 7.9 STEALS PER GAME AND GRABS 35.4 REBOUNDS A CONTEST.
- » THE MUSKETEERS ARE LED BY HEAD COACH BRIAN NEAL WHO IS IN HIS FIFTH SEASON AT THE HELM. AT XU, HE HAS COMPILED A 59-72 RECORD AND IS 230-103 IN HIS CAREER AFTER SPENDING SEVEN YEARS PRIOR AS HEAD COACH AT THOMAS MORE.
- » IN THE PRESEASON, THE MUSKETEERS WERE PICKED TO FINISH LAST IN THE 10-TEAM BIG EAST.

// JOHNSON HONORED

» JOHNSON WAS PICKED FOR THE AMERICAN ATHLETIC CONFERENCE WEEKLY HONOR ROLL ON MONDAY. SHE GARNERED THE ACCOLADE AFTER AVERAGING 14.0 POINTS, 8.7 REBOUNDS, 4.0 STEALS, AND 3.0 ASSISTS PER GAME LAST WEEK AS THE BEARCATS WENT 2-1. THE PHILLY NATIVE STUFFED THE STAT SHEET WITH 15 POINTS, SIX REBOUNDS, SIX ASSISTS, AND SIX STEALS IN A 77-73 LOSS TO ST. FRANCIS ON NOV. 27. THE FORWARD FOLLOWED WITH 19 POINTS AND 10 REBOUNDS TO NOTCH HER FIRST DOUBLE-DOUBLE OF THE SEASON AND THE 14TH OF HER CAREER IN A 65-52 WIN OVER SOUTHEAST MISSOURI ON NOV. 30. THE SENIOR CAPPED THE WEEK BY NEARING HER SECOND-CONSECUTIVE DOUBLE-DOUBLE WITH EIGHT POINTS AND A GAME-HIGH 10 REBOUNDS IN A 54-33 WIN AT OLD DOMINION ON DEC. 3.

// ELLIOTT REACHES CENTURY MARK

» THE WIN AT ODU MARKED HEAD COACH JAMELLE ELLIOTT'S 100TH CAREER WIN AT UC. NOW IN HER NINTH YEAR IN CLIFTON, ELLIOTT HAS POSTED TWO 16-WIN CAMPAIGNS IN HER BEARCATS CAREER, INCLUDING LAST SEASON. SHE IS THE SECOND ALL-TIME WINNINGEST COACH IN PROGRAM HISTORY, BEHIND ONLY LAURIE PIRTLE WHO TOALED 310 WINS IN 21 YEARS AT THE HELM.

// OWENS' CLIMB

» AFTER BECOMING THE 26TH MEMBER OF UC WOMEN'S BASKETBALL'S 1,000-POINT CLUB LAST SEASON, OWENS CONTINUES HER CLIMB UP THE BEARCATS' ALL-TIME SCORING LIST. HER 15 POINTS AT OLD DOMINION ON SUNDAY BROUGHT HER CAREER TOTAL TO 1,220 POINTS, SURPASSING JOY ROBERTS (1979-82) FOR 13TH PLACE. SHE IS ON PACE TO BREAK INTO THE TOP 10 ALL-TIME BEFORE SEASON'S END.

// PULLING RANK (TEAM)

» AS A TEAM, UC IS SECOND IN THE CONFERENCE AND 55TH NATIONALLY IN TOTAL ASSISTS WITH 136 ON THE YEAR. THE BEARCATS ARE ALSO RUNNER-UP IN THE LEAGUE AND 39TH IN THE COUNTRY IN FIELD GOAL PERCENTAGE PER GAME AT 45.2 PERCENT. THE RED & BLACK IS ALSO SECOND IN THE AMERICAN AND 74TH-BEST NATIONALLY IN FREE THROWS MADE AT 117 IN 2017.

// PULLING RANK (INDIVIDUALS)

» INDIVIDUALLY ON THE YEAR, JOHNSON'S 32 TOTAL STEALS IS SECOND BEST IN THE AAC AND EIGHTH IN THE COUNTRY. THOMAS' 62.9-PERCENT FIELD GOAL PERCENTAGE IS TOPS IN THE LEAGUE. OWENS RANKS FOURTH IN THE AMERICAN WITH 4.2 ASSISTS PER GAME, WHILE GOINGS' 2.1 MADE 3-POINTERS A CONTEST IS EIGHTH-BEST IN THE CONFERENCE.

THE LAST TIME ...

UC scored 100 or more points in a game...
vs. Charleston Southern, Nov. 25, 2003 (W, 105-60)

UC played an overtime game...
vs. Tulane, Jan. 28, 2017 (L, 74-68)

UC played a double-overtime game...
vs. Houston, Jan. 7, 2015 (W, 76-73)

UC won a game by 20 or more points...
at Old Dominion, Dec. 3, 2017 (W, 54-33)

UC won a game by 30 or more points...
vs. Southeastern Louisiana, Nov. 15, 2017 (W, 82-43)

A UC player scored 20 or more points in a game...
vs. Slippery Rock, Nov. 13, 2017
Nikira Goings, 24 pts

Two UC players scored 20 or more points in a game...
at Bowling Green, Nov. 15, 2016
Shanice Johnson, 25 pts, Ana Owens, 20 pts

Three UC players scored 20 or more points in a game...
vs. Houston, Jan. 7, 2017
Ana Owens - 22 pts, Bianca Quisenberry - 22 pts, Shanice Johnson - 21 pts

A UC player scored 30 or more points in a game...
at Southeast Missouri, Nov. 11, 2016
Shanice Johnson, 32 pts.

A UC player recorded a double-double in a game...
vs. Southeast Missouri, Nov. 30, 2017
Shanice Johnson, 19 pts, 10 rebs

Two UC players recorded a double-double in a game...
vs. Houston, Jan. 7, 2017
Ana Owens - 22 points, 12 assists; Shanice Johnson - 21 pts, 12 rebs

Three UC players recorded a double-double in the same game...
Jill Stephens (17/12), Tenishia Benson (19/10), Kahla Roudebush (19/11) vs. Central Michigan, Dec. 17, 2007

A UC player recorded a double-double in consecutive games...
Shanice Johnson
vs. Memphis - 19 pts, 13 rebs (Feb. 18, 2017) | at East Carolina - 14 pts, 14 rebs (Feb. 22, 2017)

A UC player recorded a triple-double in a game...
vs. Marquette, Jan. 25, 1992
Jane Anne Preston, 13 pts, 10 rbs, 11 ast

A UC player had 10 or more assists in a game...
vs. Houston, Jan. 7, 2017
Ana Owens, 12

A UC player had 20 or more rebounds in a game...
McNeese State, Nov. 21, 2007
Jill Stephens, 22

A UC player had five or more steals in a game...
vs. Saint Francis, Nov. 27, 2017
Shanice Johnson, 6

A UC player had five or more blocks in a game...
at Louisville, Jan. 11, 2014
Jeanise Randolph, 6

A UC player had five or more 3-pointers in a game...
vs. Slippery Rock, Nov. 13, 2017
Nikira Goings, 6

2017-18 UC STATISTICAL RANKINGS

CATEGORY	CONFERENCE	NATIONAL
Scoring Offense	5th 68.8	
Scoring Defense	3rd 58.3	
Scoring Margin	3rd +10.4	
Free Throw Pct.	10th .672	
FG Pct.	2nd .452	39th .452
FG Pct. Defense	5th .364	
3-FG Pct.	8th .298	
3-FG Pct. Defense	7th .315	
Rebound Margin	5th +5.6	
Blocked Shots	9th 2.4	
Assists	3rd 15.2	
Steals	6th 8.3	
Turnover Margin	6th +1.00	
Assist/Turnover Ratio	5th 0.9	
Offensive Rebounds	9th 11.4	
Defensive Rebounds	7th 26.3	
3-FG Made	5th 5.6	

INDIVIDUAL SCORING

limar'i Thomas	18th 11.8
Shanice Johnson	19th 11.7
Nikira Goings	21st 11.4
Ana Owens	T22nd 11.3

REBOUNDS

limar'i Thomas	T20th 6.1
----------------	-------------

FIELD GOAL PCT.

limar'i Thomas	1st .629
----------------	------------

ASSISTS

Ana Owens	4th 4.2
Shanice Johnson	13th 3.3

FREE THROW %

limar'i Thomas	14th .711
----------------	-------------

STEALS

Shanice Johnson	2nd 3.6	15th 3.6
-----------------	-----------	------------

3-PT FIELD GOAL PCT.

Ana Owens	14th .349
Nikira Goings	15th .339

3-PT FIELD GOAL MADE

Nikira Goings	8th 2.1
Ana Owens	T12th 1.7

BLOCKED SHOTS

limar'i Thomas	T13th 0.8
----------------	-------------

ASSIST/TURNOVER RATIO

Ana Owens	8th 1.6
Shanice Johnson	10th 1.5

2017-18 AMERICAN STANDINGS

	Overall	Conference
UConn	7-0	--
USF	7-1	--
Houston	7-2	--
Temple	6-2	--
Cincinnati	6-3	--
ECU	5-4	--
Tulane	5-4	--
UCF	4-4	--
SMU	4-5	--
Tulsa	4-5	--
Wichita State	2-7	--
Memphis	1-8	--

// U-S-A! U-S-A! U-S-A!

- » HEAD COACH JAMELLE ELLIOTT SPENT THE SUMMER AS A COURT COACH WITH USA BASKETBALL WITH THE 2017 WOMEN'S U23 NATIONAL TEAM. ELLIOTT WAS BACK FOR A SECOND-CONSECUTIVE SUMMER WITH USA BASKETBALL AFTER SERVING AS A COURT COACH AND ADVANCE SCOUT DURING THE NATIONAL TEAM'S RUN FOR GOLD AT THE 2016 SUMMER OLYMPIC GAMES IN RIO DE JANEIRO, BRAZIL.

// ELLIOTT HONORED

- » IN JULY, HEAD COACH JAMELLE ELLIOTT WAS HONORED WITH AN INDUCTIO INTO THE JOHN HAYDEN JOHNSON MIDDLE SCHOOL ATHLETICS HALL OF FAME AS WELL AS HAVING THE SCHOOL'S GYMNASIUM AND COURT DEDICATED IN HER NAME. AN ALUMNA OF THE SCHOOL, ELLIOTT'S PRESENCE WILL CONTINUE WITH HER DONATION OF UNIFORMS, SHOES, SOCKS, WARMUPS, AND OTHER BASKETBALL APPAREL TO THE GIRLS AND BOYS BASKETBALL TEAMS.

// TALENTED DUO

- » ALSO IN JULY, HEAD COACH JAMELLE ELLIOTT ANNOUNCED THE ADDITIONS OF EDDIE BENTON AND TAMISHA AUGUSTIN TO THE BEARCATS COACHING STAFF AS ASSISTANTS.
- » AN ACCOMPLISHED PAIR, BENTON AND AUGUSTIN BRING OVER 25 YEARS OF COLLEGIATE COACHING TENURE TO THE UC PROGRAM INCLUDING NCAA TOURNAMENT EXPERIENCE, ALL-CONFERENCE PLAYER DEVELOPMENT, AND NATIONALLY-RECOGNIZED RECRUITING.
- » EQUIPPED WITH ALMOST TWO DECADES OF COLLEGIATE COACHING EXPERIENCE, BENTON COMES TO THE QUEEN CITY AFTER A BRIEF STINT AT VALPARAISO. PRIOR TO HIS TIME AT VALPO, HE SPENT THREE SEASONS AS ASSISTANT COACH AND RECRUITING COORDINATOR AT DUQUESNE WHERE HE HELPED GUIDE THE DUKES TO A PROGRAM-RECORD 28 VICTORIES IN 2015-16, A SEASON THAT CULMINATED WITH A WIN IN THE SCHOOL'S FIRST NCAA TOURNAMENT APPEARANCE.
- » ARMED WITH COACHING KNOWLEDGE SPANNING FROM THE AAU CIRCUIT TO THE POWER 5 CONFERENCE LEVEL, AUGUSTIN COMES TO CINCINNATI AFTER SPENDING LAST SEASON AT MINNESOTA. IN MINNEAPOLIS, SHE HELPED GROOM ALL-BIG TEN SECOND TEAM HONOREE CARLIE WAGNER AND ALL-BIG TEN HONORABLE MENTION SELECTION KENISHA BELL WHILE HELPING DIRECT THE GOLDEN GOPHERS TO A BIG TEN TOURNAMENT FIRST ROUND WIN OVER PENN STATE.

// 2018-19 SIGNING CLASS

- » UNIVERSITY OF CINCINNATI HEAD WOMEN'S BASKETBALL COACH JAMELLE ELLIOTT ANNOUNCED WEDNESDAY THE SIGNINGS OF MIKAYLA BRANDON AND ZENZELE APESEMAKA-VITAL TO NATIONAL LETTERS OF INTENT FOR THE 2018-19 SEASON.
- » A TALENTED 6-FOOT-2 FORWARD, BRANDON (BOURBONNAIS, ILL./BRADLEY-BOURBONNAIS) IS A WINNER THROUGH AND THROUGH, POSSESSING THE TRADEMARK BEARCATS TOUGHNESS. VITAL (WALDORF, MD./NATIONAL CHRISTIAN ACADEMY), A 5-FOOT-9 GUARD, FLASHES GREAT ATHLETICISM AND HAS THE ABILITY TO MAKE AN EARLY IMPACT AT UC.
- » TA THREE-TIME ALL-CONFERENCE AND ALL-AREA SELECTION, BRANDON IS APPROACHING BOTH 1,000 POINTS AND 1,000 REBOUNDS DURING HER HIGH SCHOOL CAREER, AS WELL AS MORE THAN 200 BLOCKS. WITH 73 WINS IN THREE YEARS, BRANDON IS ON PACE TO BECOME THE WINNINGEST PLAYER IN BRADLEY-BOURBONNAIS HIGH SCHOOL BASKETBALL HISTORY AFTER LEADING THE BOILERS TO BACK-TO-BACK REGIONAL CHAMPIONSHIPS. THE FORWARD WAS NAMED TO THE HILLCREST ALL-TOURNAMENT TEAM LAST SEASON.
- » PREVIOUSLY ATTENDING BISHOP McNAMARA HIGH SCHOOL, VITAL HAS BEEN A WASHINGTON CATHOLIC ATHLETIC CONFERENCE (WCAC) ALL-CONFERENCE HONORABLE MENTION THROUGHOUT HER HIGH SCHOOL CAREER. SHE WAS AN IMPORTANT CONTRIBUTOR TO THE 2016-17 BISHOP McNAMARA TEAM THAT WENT 16-13 OVERALL, ADVANCING TO THE WCAC QUARTERFINALS. VITAL'S HONORS ALSO INCLUDE SELECTION TO THE BOO WILLIAMS/RONALD CURRY CHRISTMAS CLASSIC ALL-TOURNAMENT TEAM. TALENTED BOTH ON THE COURT AND IN THE CLASSROOM, SHE EARNED MAGNA CUM LAUDE HONOR ROLL DISTINCTION.

// CONTINUING MOMENTUM

- » WITH THEIR BEST RECORD SINCE 2005-06, THE BEARCATS ARE RIDING THE MOMENTUM OF A SUCCESSFUL 2016-17 CAMPAIGN INTO THIS SEASON. TOUTING A 16-14 OVERALL MARK AND ITS HIGHEST-EVER -- TIE FOR FIFTH PLACE -- FINISH IN THE AMERICAN ATHLETIC CONFERENCE STANDINGS, UC ENTERS 2017-18 WITH ITS TOP TWO SCORERS -- SHANICE JOHNSON: 15.2 PPG, ANA OWENS: 12.1 PPG -- AND REBOUNDERS -- SHANICE JOHNSON: 9.7 RPG, CHELSEA WARREN: 4.4 RPG -- RETURNING.

BREAKING DOWN 2017-18

CINCINNATI'S RECORD WHEN...	
Overall	6-3
Home	5-2
Road	1-1
Neutral	--
American	--
American Home	--
American Road	--
Overtime games	--
Versus ranked opponents	--
Leading at the half	6-1
Trailing at the half	0-2
Tied at the half	--
Outshooting its opponent	5-1
Being outshot by its opponent	1-2
Outrebounding its opponent	5-2
Being outrebounded by its opponent	1-1
Rebounds are equal	--
Games decided by 10 or fewer points	--
Games decided by 5 or fewer points	0-1
Score 50-plus points	1-0
Score 60-plus points	2-0
Score 70-plus points	1-2
Score 80-plus points	2-0
Score 90-plus points	--
Opp. score less than 40 points	1-0
Opp. score less than 50 points	1-0
Opp. score less than 60 points	3-0
Opp. score less than 70 points	1-1
Opp. score less than 80 points	0-1
Opp. score 80-plus points	0-1
Opp. score 90-plus points	--
Commit fewer turnovers than opp.	5-1
Commit more turnovers than opp.	1-2
Turnovers are equal	--
On Monday	1-1
On Tuesday	0-1
On Wednesday	1-0
On Thursday	1-0
On Friday	0-1
On Saturday	2-0
On Sunday	1-0
In November	5-3
In December	1-0
In January	--
In February	--
In March	--
In White Uniforms	5-2
In Black Uniforms	1-1
After a Win	3-2
After a Loss	3-0

ASSOCIATED PRESS TOP 25

RK.	SCHOOL (FIRST PLACE)	RECORD	PTS.
1	Connecticut (32)	7-0	800
2	Texas	7-0	749
3	Notre Dame	7-1	717
4	Louisville	8-0	710
5	South Carolina	8-1	660
6	Mississippi State	8-0	632
7	UCLA	7-1	622
8	Baylor	7-1	606
9	Oregon	7-1	506
10	West Virginia	7-0	482
11	Tennessee	8-0	461
12	Ohio State	8-2	447
13	Florida State	8-0	418
14	Duke	6-2	390
15	Maryland	7-2	353
16	South Florida	7-1	284
17	Missouri	7-1	247
18	Stanford	5-4	220
19	Oregon State	5-2	198
20	Kentucky	7-1	170
21	Texas A&M	6-2	168
22	Villanova	7-0	131
23	Green Bay	6-1	96
24	Michigan	5-2	93
25	California	5-2	90

Others receiving votes: Arizona State 41, New Mexico 26, Iowa 26, Marquette 13, Syracuse 12, Oklahoma State 8, DePaul 7, USC 7, Oklahoma 6, South Dakota State 4

ESPN/USA TODAY TOP 25

RK.	SCHOOL (FIRST PLACE)	RECORD	PTS.
1	Connecticut (32)	7-0	800
2	Notre Dame	7-1	721
3	Mississippi State	8-0	711
4	Texas	7-0	703
5	Louisville	8-0	697
6	South Carolina	8-1	658
7	UCLA	7-1	604
8	Baylor	7-1	580
9	Oregon	7-1	506
10	Florida State	8-0	487
11	West Virginia	7-0	466
12	Ohio State	8-2	439
13	Tennessee	8-0	427
14	Duke	6-2	342
16	South Florida	7-1	323
17	Missouri	7-1	268
18	Stanford	5-4	265
19	Oregon State	5-2	224
20	Villanova	7-0	148
21	Michigan	6-2	128
22	Texas A&M	6-2	125
23	Kentucky	7-1	112
24	Syracuse	8-0	90
25	Green Bay	6-1	78

Others receiving votes: DePaul 35, Iowa 35, New Mexico 19, California 18, Georgia Tech 15, Marquette 8, USC 6, Virginia Tech 5, Ole Miss 4, Oklahoma State 3, Rice 3, South Dakota State 2, Troy 1, Arizona State 1, Chattanooga 1

// TEMPORARY HOME(S)

- » DUE TO THE CURRENT, \$87-MILLION RENOVATION OF FIFTH THIRD ARENA, THE BEARCATS WILL PLAY ALL HOME CONTESTS OFF CAMPUS THIS YEAR. IN THE REGULAR SEASON, UC WILL PLAY TWO GAMES AT CINCINNATI STATE – THE NOV. 13 HOME OPENER AGAINST SLIPPERY ROCK AND THE NOV. 27 MEETING WITH ST. FRANCIS (PA.) – WITH THE REMAINING GAMES PLAYED AT ST. URSULA ACADEMY GYMNASIUM & CONVOCATION CENTER (SUA).

// EXPERIENCE UC

- » THE BEARCATS' 2017-18 CAMPAIGN WILL, AGAIN, BE PART OF THE EXPERIENCE UC INITIATIVE WHICH OFFERS FREE ADMISSION TO HOME GAMES. GROUPS INTERESTED IN ATTENDING CAN CONTACT ASSISTANT DIRECTOR OF MARKETING & BRANDING DEBORAH DIXON AT dixon9@ucmail.uc.edu FOR MORE INFORMATION.

// BEARCATS NEWCOMERS

- THE BEARCATS WELCOME FIVE NEWCOMERS THIS SEASON INCLUDING VIRGINIA TECH TRANSFER GENESIS PARKER (BRISTOW, VA./STONEWALL JACKSON/VIRGINIA TECH) AND FOUR HIGHLY-REGARDED FRESHMEN -- MICHAELA PORTER (PITTSBURGH, PA./OBAMA ACADEMY OF INTERNATIONAL STUDIES), BRIANNA LIVINGSTON (SCARBOROUGH, ONTARIO/WILFRED LAURIER), ANDEJA PUCKETT (GRIFFIN, GA./GRIFFIN), AND THOMAS. AS A MID-YEAR TRANSFER, PARKER WILL NOT BE ELIGIBLE TO COMPETE UNTIL AFTER UC'S FALL ACADEMIC SEMESTER IS COMPLETE IN MID-DECEMBER.

// AMERICAN PRESEASON

- UC WAS PICKED TO FINISH EIGHTH IN THE 12-TEAM AMERICAN ATHLETIC CONFERENCE PRESEASON COACHES POLL.
- DEFENDING NATIONAL CHAMPION UCONN WAS SELECTED AS THE PRESEASON FAVORITE, EARNING 11 FIRST-PLACE VOTES.

PRESEASON COACHES POLL

(FIRST-PLACE VOTES IN PARENTHESIS)

TEAM	POINTS
1. UConn (11)*	121
2. USF (1)	110
3. Temple	98
4. UCF	91
5. SMU	79
6. Tulane	73
7. Memphis	53
8. Cincinnati	50
9. Tulsa	43
10. Wichita State	31
11. Houston	27
12. ECU	16

PRESEASON PLAYER OF THE YEAR
NAPHEESA COLLIER, JR., F, UCONN

PRESEASON ALL-CONFERENCE FIRST TEAM
ALYIAH GREGORY, SR., G, UCF
NAPHEESA COLLIER, JR., F, UCONN *
KATIE LOU SAMUELSON, JR., G/F, UCONN
GABBY WILLIAMS, SR., F, UCONN *
KITIJA LAKSA, JR., G, USF

PRESEASON ALL-CONFERENCE SECOND TEAM
KIA NURSE, SR., G, UCONN
MARIA JESPERSEN, SR., F, USF
ALICIA FROLING, SR., F, SMU
ALLIYA BUTTS, SR., G, TEMPLE
KOLBY MORGAN, SR., G, TULANE

2017-18 DOUBLE-DOUBLES

PLAYER	2017-18	CAREER
Ilmar'i Thomas	1	1
Shanice Johnson	1	14
Ana Owens	--	4

2017-18 DOUBLE-DIGIT GAMES

PLAYER	2017-18	CAREER
Shanice Johnson	5	28
Ana Owens	7	66
Nikira Goings	5	11
Ilmar'i Thomas	6	6
Antoinette Miller	1	3
Michaela Porter	1	1
Angel Rizor	1	3
Sam Rodgers	--	3
Maya Benham	--	1
Chelsea Warren	--	4

2016-17 20-PLUS POINT GAMES

PLAYER	2017-18	CAREER
Shanice Johnson	--	7
Ana Owens	--	13
Nikira Goings	1	1

2017-18 30-PLUS POINT GAMES

PLAYER	2017-18	CAREER
Shanice Johnson	--	1
Ana Owens	--	1

CINCINNATI POSTSEASON HISTORY

WNIT ALL-TIME RESULTS

Year	Opponent	Result
1981 (NWIT)	vs. Drake	L, 76-84
	vs. Tennessee Tech	L, 80-81
	vs. Baylor	W, 94-77
1998	at Toledo	L, 62-76
2000	at Pittsburgh	W, 76-70
	Michigan State	L, 83-88
2001	at Ohio State	L, 60-61
2004	at Western Kentucky	L, 78-80 ^{OT}
2006	at Florida International	L, 75-81
2012	vs. Duquesne	W, 68-63 ^{OT}
	at Toledo	L, 72-51

NCAA TOURNAMENT ALL-TIME RESULTS

Year	Opponent	Result
1989	Bowling Green	L, 59-69
1999	Oregon	L, 56-65
2002	St. Peter's	W, 76-63 ^{OT}
	South Carolina	L, 56-75
2003	Arkansas	L, 53-72

Total Postseason Appearances: 11
(NCAA - 4, WNIT - 7)

All-Time Postseason Record: 4-11
NCAA Record: 1-4
WNIT Record: 3-8

2017-18 WOMEN'S BASKETBALL ROSTER




NIKIRA GOINGS
JR | MARIETTA, GA




ANA OWENS
SR | INDIANAPOLIS, IN



ANGEL RIZOR
SO | ZEBULON, NC



GENESIS PARKER
SO | BRISTOW, VA



MICHAELA PORTER
FR | PITTSBURGH, PA



SAM RODGERS
SO | CINCINNATI, OH




ANTOINETTE MILLER
SO | DETROIT, MI



BRIANNA LIVINGSTON
FR | SCARBOROUGH, ONTARIO



MAYA BENHAM
JR | DOUGLASVILLE, GA



SHANICE JOHNSON
SR | PHILADELPHIA, PA




IIMAR'I THOMAS
FR | OAKLAND, CA



CHELSEA WARREN
JR | RED OAK, TX



I'LIYAH GREEN
R-FR | LOUISVILLE, KY




ANDEIJA PUCKETT
FR | GRIFFIN, GA



JAMELLE ELLIOTT
HEAD COACH



GEOFF LANIER
ASSISTANT COACH



EDDIE BENTON
ASSISTANT COACH



TAMISHA AUGUSTIN
ASSISTANT COACH

HEAD COACH JAMELLE ELLIOTT



Jamelle Elliott, a former student-athlete and assistant coach at UConn, was named the University of Cincinnati's eighth head women's basketball coach on May 5, 2009. She coached her eighth season at UC in 2016-17.

During her tenure, Elliott has guided the Bearcats during the transition from the BIG EAST Conference to the American Athletic Conference and has produced a number of all-league selections as well as a pair of pair of 1,000-point scorers.

Elliott has also stayed active in the Greater Cincinnati community including recent involvement with the Queen City (OH) Chapter of The Links, Incorporated Girls STEAM Academy (GSA) which is designed to increase girls' interest in STEAM (Science, Technology, Engineering, Arts, and Math) to create a pipeline for African Americans to participate and excel in STEAM careers in the future.

2017 was a special year for for the Washington D.C. native as she was honored with an induction into John Hayden Johnson Middle School's Athletics Hall of Fame as well as having the school's gymnasium and court dedicated in her name as an alumna. She was also back for a second-consecutive summer with USA Basketball after serving as a court coach and advance scout during the Women's National Team's run for gold at the 2016 Summer Olympic Games in Rio de Janeiro, Brazil.

Back in Clifton, the Bearcats exceeded expectations during the 2016-17 season. The Red & Black recorded an eight-win improvement from the season prior with a 16-14 overall record, its best mark since 2005-06. UC also earned its highest-ever finish in the American Athletic Conference standings with a four-way tie for fifth place. In addition, Elliott was instrumental in the growth of junior college transfer Shanice Johnson who was named AAC Newcomer of the Year by the league's head coaches.

Playing against top-10 teams on four occasions throughout the season, UC began 2015-16 strong with a 3-0 record for the first time since 2011. In the Bearcats' fast start to the year, they set a new single-game scoring record under Elliott with 93 points against Saint Francis (Pa.) in the season opener.

In 2014-15, Elliott oversaw the development of American Athletic Conference All-Freshman Team honoree Ana Owens who averaged team bests of 11.7 points and 2.5 assists per game. UC also picked up its second American Athletic Conference Championship Quarterfinal win in as many seasons.

During the 2013-14 campaign, Elliott's team put together an impressive 5-0 record against teams from the state of Ohio, picking up wins over Kent State, Youngstown State, Ohio State, Akron and Xavier. The victory over the Buckeyes was the Bearcats' first since 1988.

The Bearcats recorded eight wins in nonconference play in 2012-13 including starting the season 6-2. Elliott aided in the continued maturation of guard Dayeesha Hollins who was named to the All-BIG EAST Second Team for the second-consecutive season with team-high averages of 15.7 points and 2.8 assists.

UC finished with a 15-15 mark during the 2011-12 season, a

JAMELLE ELLIOTT

HEAD WOMEN'S BASKETBALL COACH | 9TH SEASON



six-game improvement from the year prior. The Bearcats were selected to the Women's National Invitation Tournament (WNIT), the first postseason berth for UC since the 2005-06 season.

Elliott's second season at the helm of the Bearcats produced a 5-0 start, UC's first since the 2005-06 campaign. Elliott also presided over her first win over a Top 25 program when the Bearcats topped No. 20 Marquette on Senior Night inside Fifth Third Arena. The 2010-11 season saw four freshman get significant minutes and two - Kayla Cook and Jeanise Randolph - earn BIG EAST All-Freshman honors.

In her first season on the Bearcats sideline, the squad improved its BIG EAST record by one win and upset USF in the first round of the BIG EAST Championship. UC was runner-up at the 2009 Great Alaska Shootout and defeated St. John's - a team that spent a significant portion of the season in the Top 25 and earned a spot in the NCAA Tournament. Elliott earned her first career head coaching win in the 2009 season opener, an 85-46 victory over Furman inside Fifth Third Arena.

Elliott immediately put her stamp on the UC program by starting new season ticket sales and marketing initiatives. Season ticket sales increased more than 220% from 2008-09 to 2009-10.

Elliott is very involved in the greater Cincinnati community, speaking at events and lending support to several charity organizations. Elliott aligned herself and the UC program with the National Multiple Sclerosis Society, Marvin Lewis Community Fund, and Dress for Success, among others. In 2011, she was instrumental in the adoption of Buzz Smith, a 10-year-old recovering from multiple spinal surgeries. Elliott deemed him a member of the Bearcat Family who will be granted exclusive access to team practices and pre-game rituals.

Elliott spent the better part of two decades with the UConn women's basketball program and Hall of Fame head coach Geno Auriemma, the last 12 years as an assistant coach. She has been a part of six national championships, including the

Huskies' 2009 undefeated championship run, and won a title as a player, helping UConn to the 1995 championship, the first in the school's history.

Building on her success as a player for the Huskies, Elliott has helped guide UConn to a 402-36 (.918) record in her 12 years as an assistant coach, leading the team to seven NCAA Final Four berths in that span. In conference action, UConn has won the BIG EAST Conference regular season title in 10 of her 12 seasons, while also claiming a total of nine tournament crowns.

She has mentored some of the game's best post players, including all-Americans Swin Cash, Asjha Jones, Tamika Williams, 2009 Final Four Most Outstanding Player Tina Charles, and 2009 National Player of the Year Maya Moore.

Elliott, a four-year letterwinner, helped build the UConn dynasty as a player and finished her career ranked No. 2 among UConn's all-time rebounding leaders (1,054), No. 5 in BIG EAST career rebounding (558), and No. 11 in UConn career scoring (1,387).

Elliott, at the time, became only the second player in UConn history to surpass the 1,000-point and 1,000-rebound milestones. She is among the UConn career leaders for games played with 135, never missing a single game or practice in her four years. UConn posted an overall record of 117-18 (.867) during her career as a player.

During her senior year, Elliott was honored by The UConn Club as its Outstanding Senior Athlete. She was also named the Most Outstanding Player at the Hartford Courant Connecticut Classic and was a member of the 1995 NCAA Midwest Regional All-Tournament Team.

After graduating from Connecticut with a degree in business management in 1996, Elliott went on to earn her graduate degree in sports management at UConn in 1997.

Elliott, a native of Washington, D.C., was named to the Washington Post all-Metro Team as well as being named Scholar-Athlete at H.D. Woodson High School.

HEAD COACH JAMELLE ELLIOTT

ELLIOTT YEAR-BY-YEAR

	Overall	Home	Away	Neutral
OVERALL	100-152	62-67	28-70	10-15
2017-18	6-3	5-2	1-1	--
2016-17	16-14	11-6	5-7	0-1
2015-16	8-22	5-10	3-9	0-3
2014-15	8-23	5-8	2-12	1-3
2013-14	13-18	6-9	5-7	2-2
2012-13	12-18	9-6	2-10	1-2
2011-12	16-16	8-7	5-8	3-1
2010-11	9-20	6-10	2-8	1-2
2009-10	12-18	7-9	3-8	2-1
CONF.	36-98	17-50	19-48	
2017-18	--	--	--	--
2016-17	7-9	5-3	2-6	
2015-16	4-14	1-8	3-6	
2014-15	4-14	2-7	2-7	
2013-14	5-13	2-7	3-6	
2012-13	4-12	3-5	1-7	
2011-12	6-10	2-6	4-4	
2010-11	2-14	1-7	1-7	
2009-10	4-12	1-7	3-5	

HEAD COACHING SUPERLATIVES

First Game	11/15/09 vs. Furman
First Win	11/15/09 vs. Furman, 85-46
First Road Win	1/23/10 at Seton Hall, 64-47
First Conference Win	1/10/10 vs. St. John's, 70-60
First Conference Road Win	1/23/10 at Seton Hall, 64-47
First Postseason Win	3/16/12 vs. Duquesne, 68-63 OT
Most Points Scored	93 vs. Saint Francis (Pa.), 11/14/15
Fewest Points Scored	31, 2x, last vs. UConn, 1/25/15
Most Points Allowed	107 vs. UConn, 12/30/15
Fewest Points Allowed	22 vs. South Dakota State, 11/24/11
Largest Margin of Victory	39, 2x, last vs. Southeastern La., 11/15/17

ELLIOTT VS. OPPONENTS

Akron	1-1	Marshall	1-1
Akron	1-1	Memphis	3-5
Alabama	0-1	Miami (OH)	2-2
Alaska Anchorage	0-1	Michigan State	0-1
Arkansas-Pine Bluff	2-0	Mount St. Mary's	1-0
Baylor	0-1	Morehead State	2-0
Belmont	1-0	Morgan State	1-0
Bowling Green	2-1	North Florida	1-0
Butler	0-1	Northern Kentucky	2-3
Charlotte	1-0	Notre Dame	0-4
Chattanooga	1-0	Ohio State	1-3
Chicago State	1-0	Old Dominion	1-0
Clarion	1-0	Pittsburgh	2-3
College of Charleston	1-0	Providence	2-2
Connecticut	0-3	Robert Morris	1-0
Creighton	0-1	Rutgers	1-7
Dartmouth	1-0	Saint Francis (Pa.)	1-1
DePaul	0-4	San Jose State	0-1
Dayton	1-1	Seton Hall	2-3
Delaware	1-0	Slippery Rock	1-0
Detroit	1-2	SMU	2-4
Duquesne	1-0	South Dakota State	1-0
East Carolina	1-6	Southeast Missouri	2-0
Eastern Kentucky	3-0	Southeastern Louisiana	1-0
Eastern Illinois	2-0	Southwest Baptist	1-0
ETSU	0-1	St. John's	1-3
Florida State	0-0	Syracuse	2-2
Fordham	0-1	Temple	1-6
Furman	1-0	Tennessee-Martin	0-2
Georgetown	0-4	Tennessee Tech	1-0
Georgia	0-2	Texas	0-1
Hawaii	0-1	Tulane	0-4
High Point	1-0	Tulsa	1-4
Hofstra	1-0	UCF	7-2
Houston	6-3	UCLA	0-1
Howard	1-0	UConn	0-10
IPFW	1-0	USF	2-11
Indiana	0-1	Valparaiso	2-0
Indiana State	0-1	Villanova	0-4
Indianapolis	0-1	Virginia Tech	1-0
Iowa State	0-2	West Virginia	0-4
Kent State	2-0	Western Carolina	1-0
Kentucky	0-1	Wright State	1-1
LIU-Brooklyn	1-0	Youngstown State	2-0
Longwood	1-0	Xavier	1-7
Louisville	1-7		
Marquette	4-3		

COMMENTS ON COACH ELLIOTT

"This is one of those days where you hope it would come, but you hope it wouldn't come for all the right reasons. This is the right time for Jamelle. She is more than ready to take on this challenge. There isn't and aspect of this job that she isn't prepared for. The kids will love her and the fans will love how hard her kids will work and the style of play. There is a lot of sadness in Storrs, Connecticut, today, but a lot of joy for Jamelle personally for her getting this opportunity. I don't know that I've been around a better coach."

- **Geno Auriemma, UConn head coach**

"I am thrilled for Jamelle and think this is a fantastic hire for Cincinnati. I played with her for three years and we learned from the best in Coach Auriemma. I could see even then that she had the passion and fire that lends itself to being a great head coach. My litmus test, now that I have kids, is would I want my daughter to play for this head coach and when it comes to Jamelle, the answer is a resounding yes."

- **Rebecca Lobo, former teammate and current ESPN women's basketball analyst**

"Cincinnati could not have chosen a better person to head their women's basketball program. Jamelle has six national championships, one as a player and five as a coach. Not many people have that type of resume. She knows how to win and will have a positive impact on the Bearcats players. She is a dear friend and I'm proud that she is about to embark on this new chapter in her life."

- **Tonya Cardoza, Temple head coach**

"Jamelle understands the game and knows what it takes to win at a high level, but more than that, she is a wonderful person who helped me both on and off the court during my time at Connecticut. She helped so many young women develop personally and that is an attribute she will bring to Cincinnati. UC is getting a real winner with the hiring of Jamelle."

- **Swin Cash, member of WNBA's**

New York Liberty

"Coach Elliott has a knack of getting you to do things you didn't think you could do. She had a lot of confidence in me and works really hard to bring the confidence out in her players. She takes things personally and has strong relationships with all of her players."

- **Tina Charles, member of WNBA's New York Liberty and 2009 Final Four Most Outstanding Player**



2017-18 CINCINNATI BEARCATS



#21

// CAREER HIGHS

Points	32 at SEMO, 11/11/16
Rebounds	17 at Ohio State, 12/4/16
Assists	8 at Houston, 2/11/17
Steals	7 vs. Miami (OH), 11/18/17
Blocks	4, 2x, last vs. Chicago State, 12/28/16
Field Goals	11 at SEMO, 11/11/16
FG Attempts	20 vs. UConn, 2/7/17
3-Pt. FG	3, 2x, last at Temple, 2/25/17
3-Pt. FG Attempts	6, 3x, last vs. Memphis, 2/18/17
Free Throws	10 at SEMO, 11/11/16
Free Throw Attempts	11 at SEMO, 11/11/16
Minutes	37, 2x, last at Houston, 2/11/17

// MISCELLANEOUS

	2017-18	CAREER
Games Played	9	38
Games Started	8	37
Double Digit Points	5	28
Double Digit Rebounds	2	15
Double-Doubles	1	14
20-Plus Point Games	--	7
30-Plus Point Games	--	1
Games Led UC in Points	3	16
Games Led UC in Rebounds	3	27
Games Led UC in Assists	2	9

SHANICE JOHNSON

SENIOR | PHILADELPHIA, PA. | MONROE COMMUNITY COLLEGE

2017-18 Season // Senior: Scored 19 points and grabbed eight rebounds in the season opener at ETSU (11/10) ... Stuffed the stat sheet with 10 points, seven steals, six rebounds, and four assists vs. Miami (OH) (11/18) ... Posted 15 points and six assists vs. Eastern Kentucky (11/25) ... Totaled 15 points, six rebounds, six assists, and six steals vs. Saint Francis (11/27) ... Tallied her first double-double of the season with 19 points and 10 rebounds vs. Southeast Missouri (11/30).

2016-17 Season // Junior: Recorded a double-double of game-highs of 32 points and 13 rebounds at SEMO in her first game as a Bearcat (11/11) ... scored a game-best 25 points and recorded a team-high eight rebounds at Bowling Green (11/15) ... totaled a double-double of 10 points and 11 rebounds vs. Indiana State (11/19) ... posted double-double of 11 points and 14 rebounds at Miami (OH) (11/22) ... totaled team highs of 22 points and 10 rebounds vs. Howard (11/26) ... recorded a double-double of 10 points and a game and season-high 17 rebounds at No. 10 Ohio State (12/11) ... scored 19 points vs. Xavier (12/11) ... notched double-double of game highs of 19 points and 13 rebounds vs. Georgia ... stuffed stat sheet with 16 points, seven rebounds, six assists, and six steals vs. Eastern Illinois (12/21) ... recorded 21 points, 12 rebounds, five assists, and three steals vs. Houston (1/7) ... scored a game-high 22 points at Memphis (1/14) ... stuffed stat sheet with 17 points, 11 rebounds, six steals, four assists, and three blocks vs. SMU (1/17) ... posted double-double with team highs of 22 points and 13 rebounds vs. East Carolina (1/21) ... notched double-double of 18 points and 14 rebounds vs. Tulane (1/28) ... totaled 20 points and nine rebounds vs. No. 1 UConn (2/7) ... nearly recorded UC's first triple-double in 25 years with 13 points, nine rebounds, and a season-high eight assists at Houston (2/11) ... recorded double-double of 19 points and 13 rebounds vs. Memphis (2/18) ... added another double-double at East Carolina (2/22) ... tallied 15 points at No. 20 Temple (2/25) ... scored 17 points vs. Tulsa (2/27) ... posted double-double of 15 points and 12 rebounds vs. Houston in AAC Championship first round (3/3/17).

Prior to UC: In just one season at Monroe Community College in Rochester, New York, the forward racked up an impressive resume including being selected as the NJCAA DII and Region III National Player of the Year as well as First Team All-America honors ... led her team to a perfect regular season and a semifinals appearance in the NJCAA DII Women's Basketball Championship ... ranked 10th in the nation with a 56.6 shooting percentage from the field, leading the Tribunes in scoring with 15.1 points per game on the year ... her peskiness on the defensive end of the floor yielded 3.4 steals per game, cracking the top 20 in the national leaderboards ... posted an average of 7.6 rebounds for the season ... at the national tournament, averaged 24.3 points and 9.3 rebounds during the Tribunes' four games ... in an 81-59 semifinals loss to

eventual champion Kansas City Kansas Community College, Johnson did all she could to keep Monroe in the game with a career-high 34 points and 13 rebounds ... as a result, the forward earned all-tournament recognition ... after graduating from Cardinal O'Hara High School in Philadelphia, Johnson played in 22 games at Delaware, starting in 12, averaging 6.5 points and 5.0 rebounds per game ... transferred to VCU in 2014-15 where she sat out the season due to NCAA transfer rules before arriving at Monroe CC in 2015.

High School: McDonald's All-American nominee at Cardinal O'Hara High School ... collected 1,000 points as a senior ... First Team All-Catholic and All-State selection ... led the Lions to the Catholic League Championship ... played for head coach Linus McGinty.



			Total		3-Point		F-Throws		Rebounds				Scoring							
Season	gp-gs	min/avg	fg-fga	pct	fg-fga	pct	ft-fa	pct	off	def	tot	avg	pf	fo	ast	to	blk	stl	pts	avg
2016-17	29-29	877/30.2	158-361	.438	26-71	.366	99-126	.786	100	180	280	9.7	79	1	74	81	44	81	441	15.2
2017-18	9-8	236/26.2	40-92	.435	4-25	.160	21-30	.700	18	42	60	6.7	15	1	30	20	3	32	105	11.7
TOTAL	38-37	1113/29.3	198-453	.437	30-96	.313	120-156	.769	118	222	340	8.9	94	2	104	101	47	113	546	14.4

JOHNSON GAME-BY-GAME STATISTICS

2017-18 GAME-BY-GAME STATISTICS

Opponent	Date	gs	min	Total		3-Pointers		Free throws		Rebounds			pf	a	t/o	blk	stl	pts	avg	
				fg	fga	pct	3fg	3fga	pct	ft	fta	pct								off
at ETSU	11/10/17	*	29	7-12	583	0-3	.000	5-7	.714	4	4	8	8.0	1	2	3	0	3	19	19.0
SLIPPERY ROCK	11/13/17	*	23	4-9	444	0-3	.000	1-2	.500	2	7	9	8.5	0	4	1	1	5	9	14.0
SOUTHEASTERN LA.	11/15/17	*	17	2-4	500	0-1	.000	1-2	.500	0	3	3	6.7	2	3	3	0	1	5	11.0
MIAMI	11/18/17	*	31	2-10	200	0-4	.000	6-6	1.000	0	6	6	6.5	2	4	0	0	7	10	10.8
PITTSBURGH	11/21/17	*	22	2-11	182	0-1	.000	1-1	1.000	1	4	5	6.2	1	2	5	0	3	5	9.6
EASTERN KENTUCKY	11/25/17	*	28	6-12	500	2-3	.667	1-3	.333	0	3	3	5.7	0	6	1	0	1	15	10.5
SAINT FRANCIS	11/27/17	*	30	7-14	500	0-5	.000	1-2	.500	3	3	6	5.7	5	6	1	1	6	15	11.1
SOUTHEAST MISSOURI	11/30/17	*	27	6-13	462	2-4	.500	5-7	.714	4	6	10	6.3	1	2	2	1	4	19	12.1
at Old Dominion	12/03/17	*	29	4-7	571	0-1	.000	0-0	.000	4	6	10	6.7	3	1	4	0	2	8	11.7
Totals		8	236	40-92	435	4-25	.160	21-30	.700	18	42	60	6.7	15	30	20	3	32	105	11.7

Games played: 9
 Minutes/game: 26.2
 Points/game: 11.7
 FG Pct: 43.5
 3FG Pct: 16.0
 FT Pct: 70.0

Rebounds/game: 6.7
 Assists/game: 3.3
 Turnovers/game: 2.2
 Assist/turnover ratio: 1.5
 Steals/game: 3.6
 Blocks/game: 0.3

2016-17 GAME-BY-GAME STATISTICS

Opponent	Date	gs	min	Total		3-Pointers		Free throws		Rebounds			pf	a	t/o	blk	stl	pts	avg
				fg	fga	pct	3fg	3fga	pct	ft	fta	pct							
at Southeast Missouri	11-11-1	* 33	11-19	.579	0-0	.000	10-11	.909	9	4	13	13.0	3	3	3	2	6	32	32.0
at Bowling Green	11/15/16	* 30	10-17	.588	3-3	1.000	2-5	.400	6	2	8	10.5	4	1	2	1	3	25	28.5
INDIANA STATE	11/19/16	* 30	5-10	.500	0-0	.000	0-1	.000	4	7	11	10.7	4	0	2	1	3	10	22.3
at Miami	11/22/16	* 29	4-12	.333	0-1	.000	3-4	.750	5	9	14	11.5	4	2	3	2	2	11	19.5
HOWARD	11/26/16	* 35	8-13	.615	0-1	.000	6-8	.750	5	5	10	11.2	4	2	3	2	1	22	20.0
ARKANSAS-PINE BLUFF	11/29/16	* 20	3-6	.500	1-1	1.000	2-2	1.000	2	3	5	10.2	1	3	3	1	4	9	18.2
TENNESSEE TECH	12/2/16	* 24	1-8	.125	0-1	.000	0-0	.000	1	6	7	9.7	2	4	3	0	3	2	15.9
at Ohio State	12/04/16	* 29	4-9	.444	1-2	.500	1-2	.500	6	11	17	10.6	1	1	0	1	1	10	15.1
XAVIER	12/11/16	* 31	7-15	.467	2-6	.333	3-3	1.000	2	3	5	10.0	4	2	4	2	2	19	15.6
GEORGIA	12/15/16	* 32	6-11	.545	1-1	1.000	6-7	.857	7	6	13	10.3	4	1	4	1	2	19	15.9
CLARION	12/18/16	* 22	5-8	.625	0-0	.000	3-5	.600	1	6	7	10.0	1	5	5	4	2	13	15.6
EASTERN ILLINOIS	12/21/16	* 35	5-12	.417	0-2	.000	6-6	1.000	1	6	7	9.8	2	6	5	0	6	16	15.7
CHICAGO STATE	12/28/16	* 27	3-6	.500	0-0	.000	3-4	.750	3	2	5	9.4	2	1	1	4	2	9	15.2
at SMU	12/31/16	* 23	2-10	.200	0-2	.000	2-4	.500	3	9	12	9.6	3	0	0	1	2	6	14.5
UCF	01/04/17	* 24	4-8	.500	1-2	.500	1-2	.500	3	4	7	9.4	4	3	2	2	1	10	14.2
HOUSTON	01/07/17	* 32	7-16	.438	1-2	.500	6-6	1.000	5	7	12	9.6	1	5	0	2	3	21	14.6
at Memphis	01/14/17	* 37	7-14	.500	1-3	.333	7-10	.700	1	4	5	9.3	3	1	3	0	4	22	15.1
SMU	01/17/17	* 33	5-16	.313	1-2	.500	6-8	.750	5	6	11	9.4	2	4	2	3	6	17	15.2
EAST CAROLINA	01/21/17	* 36	8-13	.615	2-4	.500	4-6	.667	3	10	13	9.6	1	4	6	2	4	22	15.5
TULANE	01/28/17	* 30	8-16	.500	1-3	.333	1-2	.500	7	7	14	9.8	5	4	4	2	5	18	15.7
at USF	02/01/17	* 24	3-11	.273	2-6	.333	0-0	.000	0	7	7	9.7	4	1	5	1	2	8	15.3
UCONN	02/07/17	* 33	7-20	.350	2-4	.500	4-4	1.000	5	4	9	9.6	1	2	1	2	0	20	15.5
at Houston	02/11/17	* 37	5-15	.333	2-3	.667	1-2	.500	0	9	9	9.6	3	8	4	1	3	13	15.4
at Tulane	2/15/17	* 35	2-10	.200	0-2	.000	3-3	1.000	4	5	9	9.6	4	3	1	0	3	7	15.0
MEMPHIS	02/18/17	* 33	7-13	.538	1-6	.167	4-4	1.000	3	10	13	9.7	1	3	3	0	4	19	15.2
at East Carolina	02/22/17	* 31	6-13	.462	0-5	.000	2-4	.500	2	12	14	9.9	2	2	4	2	3	14	15.2
at Temple	02/25/17	* 26	4-12	.333	3-4	.750	4-4	1.000	0	6	6	9.7	2	3	3	1	2	15	15.1
TULSA	02/27/17	* 33	7-12	.583	0-1	.000	3-3	1.000	1	4	5	9.6	3	0	2	3	2	17	15.2
vs Houston	3/3/2017	* 33	4-16	.250	1-4	.250	6-6	1.000	6	6	12	9.7	4	0	3	1	0	15	15.2
Totals			29	877	158-361	.438	26-71	.366	99-126	.786	100	180	280	9.7	79	74	81	441	15.2

Games played: 29
 Minutes/game: 30.2
 Points/game: 15.2
 FG Pct: 43.8
 3FG Pct: 36.6
 FT Pct: 78.6

Rebounds/game: 9.7
 Assists/game: 2.6
 Turnovers/game: 2.8
 Assist/turnover ratio: 0.9
 Steals/game: 2.8
 Blocks/game: 1.5

2017-18 CINCINNATI BEARCATS



#3

// CAREER HIGHS

Points	35 vs. Ohio State, 12/6/15
Rebounds	12 vs. Saint Francis (Pa.), 11/14/15
Assists	12 vs. Houston, 1/7/17
Steals	4 vs. Saint Francis, 11/27/17
Blocks	1, 5x, last vs. SMU, 12/31/16
Field Goals	11 vs. Ohio State, 12/6/15
FG Attempts	24 vs. Ohio State, 12/6/15
3-Pt. FG	5 vs. Ohio State, 12/6/15
3-Pt. FG Attempts	10, 4x, last vs. Memphis, 2/18/17
Free Throws	12 at East Carolina, 1/20/16
Free Throw Attempts	12 at East Carolina, 1/20/16
Minutes	45 vs. Tulane, 1/28/17

// MISCELLANEOUS

	2017-18	CAREER
Double Digit Points	7	66
Double Digit Rebounds	--	3
Double-Doubles	--	4
20-Plus Point Games	--	14
30-Plus Point Games	--	1
Games Led UC in Points	3	37
Games Led UC in Rebounds	--	12
Games Led UC in Assists	6	60

ANA OWENS

SENIOR | INDIANAPOLIS, IND. | LAWRENCE NORTH

2017-18 Season // Senior: Scored 13 points in the season opener at ETSU (11/10) ... Tallied 15 points and a game-high five assists vs. Slippery Rock (11/13) ... Totaled 14 points and six assists vs. Miami (OH) (11/18) ... Posted 11 points vs. Eastern Kentucky (11/25) ... Led the Bearcats with 19 points vs. Saint Francis (11/27) ... Posted 10 points, six assists, and four rebounds vs. Southeast Missouri (11/30) ... Tallied 15 points, seven rebounds, and three assists at Old Dominion (12/3).

2016-17 Season // Junior: Scored 25 points -- including four three-pointers -- at SEMO (11/11) ... added 20 points at Bowling Green (11/15) ... posted 18 points and a team-high five assists vs. Howard (11/26) ... led UC with 14 points vs. Arkansas-Pine Bluff (11/29) ... added 11 points and five rebounds vs. Tennessee Tech (12/2) ... led team with 22 points seven assists, and six rebounds vs. Xavier (12/11) ... recorded 11 points vs. Georgia (12/15) ... totaled 12 points and eight assists vs. Clarion (12/18) ... tallied 10 points and four assists vs. Eastern Illinois (12/21) ... posted 13 points and a game-high six assists vs. Chicago State (12/28) ... totaled 20 points, six assists, and three steals vs. UCF (1/4) ... scored 11 points vs. East Carolina to total 1,004 career points (1/21) ... recorded 15 points, six rebounds, and four assists vs. Tulane (1/28) ... tallied 11 points and a team-best eight assists at No. 20 USF (2/1) ... totaled five points, five assists, and two rebounds vs. No. 1 UConn ... posted 12 points and eight rebounds at Houston (2/11) ... totaled team-best 17 points at Tulane (2/15) ... added 15 points and six assists vs. Memphis (2/18) ... scored a game-high 20 points vs. Houston in AAC Championship first round (3/3/17).

2015-16 Season // Sophomore: Started all 30 games, averaging team bests of 13.1 points and 2.9 assists as well as 4.1 rebounds per game ... totaled 25 points, 12 rebounds and eight assists vs. Saint Francis (Pa.) (11/14) ... recorded 14 points, seven rebounds, three assists, and two steals vs. Northern Kentucky (11/18) ... posted game highs of 15 points and four assists vs. Bowling Green (11/21) ... scored 11 points vs. Baylor (11/26) ... tallied 21 points and six assists at Detroit (12/2) ... totaled a career-high 35 points including a career-best five three-pointers vs. Ohio State (12/6) ... recorded 13 points, three assists, and two steals at Xavier (12/13) ... notched 10 points and five assists vs. Eastern Illinois (12/18) ... had team-bests of 10 points and three assists vs. UConn (12/30) ... totaled 12 points and seven rebounds at UCF (1/2) ... led the Bearcats with 19 points and seven rebounds vs. Memphis (1/7) ... tallied a double-double of 13 points and a team-best 11 rebounds at Tulsa (1/13) ... scored 14 points against UCF (1/16) ... added a team-best 21 points at East Carolina (1/20) ... posted 11 points vs. SMU (1/27) ... totaled 13 points, seven rebounds, and three assists vs. Houston (1/30) ... led the Bearcats with 15 points at USF (2/3) ... paced UC with 15 points vs. Temple (2/9) ... scored nine points at UConn

(2/17) ... added 11 points, four rebounds, and two assists at Houston (2/20) ... paced the Bearcats with 17 points and three assists vs. East Carolina (2/24) ... had a team-best 19 points vs. Tulsa (2/27) ... recorded 10 points and three assists at Tulane (2/29).

2014-15 Season // Freshman: Started each of the season's 31 games ... averaged team bests of 11.7 points and 2.5 assists per game ... scored a game-high and season-best 25 points vs. Houston (1/31) ... recorded a double-double with 18 points and 11 rebounds at UCLA (12/2) ... totaled 18 double-figure scoring performances, including four 20-point games during the season ... named to the American Athletic Conference All-Freshman Team.

Personal: Majoring in organizational leadership.



OWENS CAREER STATISTICS

			Total		3-Point		F-Throws		Rebounds										Scoring	
Season	gp-gs	min/avg	fg-fga	pct	fg-fga	pct	ft-fa	pct	off	def	tot	avg	pf	fo	ast	to	blk	stl	pts	avg
2014-15	31-31	1160/37.4	120-371	.323	57-155	.368	66-90	.733	19	117	136	4.4	63	0	76	120	3	30	363	11.7
2015-16	30-30	1069/35.6	126-425	.296	51-163	.313	90-107	.841	16	107	123	4.1	41	0	86	90	1	22	393	13.1
2016-17	30-30	1023/34.1	124-401	.309	39-143	.273	75-88	.852	6	97	103	3.4	41	0	120	96	1	30	362	12.1
2017-18	9-9	288/32.0	36-86	.419	15-43	.349	15-16	.938	1	25	26	2.9	18	1	38	24	1	10	102	11.3
TOTAL	100-100	3540/35.4	406-1283	.316	162-504	.321	246-301	.817	42	346	388	3.9	163	1	320	330	6	92	1220	12.2

OWENS GAME-BY-GAME STATISTICS

2017-18 GAME-BY-GAME STATISTICS

Opponent	Date	gs	min	fg-fga	pct	3fg-fga	pct	ft-fa	pct	off	def	tot	avg	pf	a	to	bik	stl	pts	avg
at ETSU	11/10/17	*	38	4-9	.444	1-4	.250	4-5	.800	0	2	2	2.0	5	2	3	0	0	13	13.0
SLIPPERY ROCK	11/13/17	*	31	5-11	.455	1-5	.200	4-4	1.000	0	3	3	2.5	1	5	2	0	0	15	14.0
SOUTHEASTERN LA.	11/15/17	*	20	2-4	.500	1-2	.500	0-0	.000	0	2	2	2.3	3	5	3	0	0	5	11.0
MIAMI	11/18/17	*	39	5-12	.417	4-7	.571	0-0	.000	0	1	1	2.0	1	6	3	0	1	14	11.8
PITTSBURGH	11/21/17	*	29	0-7	.000	0-3	.000	0-0	.000	0	2	2	2.0	2	4	3	0	2	0	9.4
EASTERN KENTUCKY	11/25/17	*	27	5-10	.500	1-4	.250	0-0	.000	0	1	1	1.8	3	3	1	0	1	11	9.7
SAINT FRANCIS	11/27/17	*	38	7-14	.500	3-6	.500	2-2	1.000	0	4	4	2.1	1	4	5	0	4	19	11.0
SOUTHEAST MISSOURI	11/30/17	*	33	3-7	.429	2-6	.333	2-2	1.000	0	4	4	2.4	1	6	0	1	1	10	10.9
at Old Dominion	12/03/17	*	33	5-12	.417	2-6	.333	3-3	1.000	1	6	7	2.9	1	3	4	0	1	15	11.3
Totals			9	288	36-86	.419	15-43	.349	15-16	.938	1	25	26	2.9	18	38	24	1	102	11.3

Games played: 9
Minutes/game: 32.0
Points/game: 11.3
FG Pct: 41.9
3FG Pct: 34.9
FT Pct: 93.8

Rebounds/game: 2.9
Assists/game: 4.2
Turnovers/game: 2.7
Assist/turnover ratio: 1.6
Steals/game: 1.1
Blocks/game: 0.1

2016-17 GAME-BY-GAME STATISTICS

Opponent	Date	gs	min	fg-fga	pct	3fg-fga	pct	ft-fga	pct	off	def	tot	avg	pf	a	to	bk	stl	pts	avg	
at Southeast Missouri	11-11-1	*	39	10-17	.588	4-8	.500	1-2	.500	0	4	4	4.0	1	1	1	0	1	25	25.0	
at Bowling Green	11/15/16	*	30	6-17	.353	2-5	.400	6-6	1.000	0	3	3	3.5	3	1	2	0	3	20	22.5	
INDIANA STATE	11/19/16	*	34	4-14	.286	1-4	.250	0-0	.000	0	2	2	3.0	1	3	5	0	1	9	18.0	
at Miami	11/22/16	*	32	0-11	.000	0-4	.000	3-4	.750	0	1	1	2.5	1	2	3	0	0	3	14.3	
HOWARD	11/26/16	*	33	7-14	.500	4-7	.571	0-0	.000	0	3	3	2.6	1	5	2	0	0	18	15.0	
ARKANSAS-PINE BLUFF	11/29/16	*	21	4-8	.500	3-5	.600	3-4	.750	0	3	3	2.7	1	1	2	0	0	14	14.8	
TENNESSEE TECH	12/2/16	*	34	2-12	.167	1-5	.200	6-6	1.000	0	5	5	3.0	1	2	4	0	1	11	14.3	
at Ohio State	12/04/16	*	36	3-21	.143	1-10	.100	2-2	1.000	0	2	2	2.9	0	0	5	0	0	9	13.6	
XAVIER	12/11/16	*	39	8-19	.421	2-4	.500	4-4	1.000	1	5	6	3.2	3	7	5	0	0	22	14.6	
GEORGIA	12/15/16	*	40	3-15	.200	2-6	.333	3-4	.750	0	3	3	3.2	1	3	4	0	1	11	14.2	
CLARION	12/18/16	*	25	5-9	.556	2-3	.667	0-0	.000	0	2	2	3.1	0	8	0	0	1	12	14.0	
EASTERN ILLINOIS	12/21/16	*	29	3-9	.333	1-4	.250	3-4	.750	0	1	1	2.9	3	4	2	0	1	10	13.7	
CHICAGO STATE	12/28/16	*	30	6-18	.333	1-6	.167	0-0	.000	0	6	6	3.2	1	6	1	0	2	13	13.6	
at SMU	12/31/16	*	39	2-16	.125	0-4	.000	0-0	.000	0	1	1	3.0	4	6	5	1	1	4	12.9	
UCF	01/04/17	*	39	6-14	.429	3-4	.750	5-6	.833	1	2	3	3.0	2	6	7	0	3	20	13.4	
HOUSTON	01/07/17	*	37	9-20	.450	3-5	.600	1-2	.500	0	6	6	3.2	0	12	4	0	0	22	13.9	
at Memphis	01/14/17	*	37	0-6	.000	0-3	.000	5-6	.833	0	4	4	3.2	0	3	5	0	1	5	13.4	
SMU	01/17/17	*	38	2-13	.154	1-5	.200	4-6	.667	0	3	3	3.2	0	5	2	0	1	9	13.2	
EAST CAROLINA	01/21/17	*	37	5-15	.333	0-3	.000	1-1	1.000	0	3	3	3.2	2	5	1	0	2	11	13.1	
at UCF	01/24/17	*	40	3-11	.273	0-3	.000	0-0	.000	0	2	2	3.2	4	4	4	0	0	6	12.7	
TULANE	01/28/17	*	45	5-17	.294	1-6	.167	4-4	1.000	0	6	6	3.3	1	4	6	0	2	15	12.8	
at USF	02/01/17	*	35	4-17	.235	1-4	.250	2-2	1.000	1	1	2	3.2	1	8	2	0	1	11	12.7	
UCONN	02/07/17	*	36	2-14	.143	1-7	.143	0-0	.000	0	2	2	3.2	1	5	4	0	1	5	12.4	
at Houston	02/11/17	*	33	5-14	.357	0-3	.000	2-2	1.000	0	8	8	3.4	3	2	3	0	1	12	12.4	
at Tulane	2/15/17	*	37	6-16	.375	2-6	.333	3-3	1.000	1	5	6	3.5	0	3	0	0	1	17	12.6	
MEMPHIS	02/18/17	*	37	3-11	.273	3-10	.300	6-6	1.000	0	3	3	3.5	1	6	4	0	3	15	12.7	
at East Carolina	02/22/17	*	37	2-8	.250	0-2	.000	1-2	.500	0	3	3	3.4	2	1	3	0	1	5	12.4	
at Temple	02/25/17	*	26	3-9	.333	0-2	.000	2-2	1.000	2	3	5	3.5	1	4	2	0	1	8	12.2	
TULSA	02/27/17	*	10	0-1	.000	0-0	.000	0-0	.000	0	0	0	3.4	0	1	0	0	0	0	11.8	
vs Houston	3/3/2017	*	38	6-15	.400	0-5	.000	8-10	.800	0	5	5	3.4	2	2	8	0	0	20	12.1	
Totals			30	1023	124-401	.309	39-143	.273	75-88	.852	6	97	103	3.4	41	120	96	1	30	362	12.1

Games played: 30
Minutes/game: 34.1
Points/game: 12.1
FG Pct: 30.9
3FG Pct: 27.3
FT Pct: 85.2

Rebounds/game: 3.4
Assists/game: 4.0
Turnovers/game: 3.2
Assist/turnover ratio: 1.3
Steals/game: 1.0
Blocks/game: 0.0

2015-16 GAME-BY-GAME STATISTICS

Opponent	Date	gs	min	fg-fga	pct	3fg-fga	pct	ft-fa	pct	off	def	tot	avg	pf	a	to	bk	stl	pts	avg
SAINT FRANCIS	11/14/15	*	33	7-13	.538	1-3	.333	10-11	.909	3	9	12	12.0	2	8	0	0	2	25	25.0
NORTHERN KENTUCKY	11/18/15	*	40	5-13	.385	2-5	.400	2-3	.667	1	6	7	9.5	3	3	4	0	2	14	19.5
BOWLING GREEN	11/21/15	*	38	6-14	.429	2-5	.400	1-2	.500	0	2	2	7.0	2	4	3	1	0	15	18.0
vs Baylor	11/26/15	*	27	4-13	.308	3-7	.429	0-2	.000	0	1	1	5.5	2	1	3	0	0	11	16.3
vs Michigan State	11-27-1	*	25	2-8	.250	0-1	.000	2-4	.500	1	1	2	4.8	4	2	4	0	2	6	14.2
at Detroit	12/02/15	*	39	8-14	.571	2-6	.333	3-3	1.000	0	3	3	4.5	2	6	6	0	1	21	15.3
OHIO STATE	12/6/15	*	38	11-24	.458	5-8	.625	8-9	.889	0	2	2	4.1	1	2	1	0	0	35	18.1
at Xavier	12/13/15	*	39	4-13	.308	2-4	.500	3-4	.750	0	2	2	3.9	0	3	4	0	2	13	17.5
UT MARTIN	12/18/15	*	38	3-15	.200	2-5	.400	0-2	.000	0	5	5	4.0	0	3	4	0	0	8	16.4
EASTERN ILLINOIS	12/20/15	*	31	3-8	.375	2-4	.500	2-2	1.000	0	4	4	4.0	2	5	2	0	2	10	15.8
at Georgia	12/23/15	*	34	2-18	.111	0-3	.000	2-2	1.000	0	0	0	3.6	1	1	3	0	1	6	14.9
UCONN	12/30/15	*	34	1-12	.083	0-7	.000	8-8	1.000	0	1	1	3.4	1	3	5	0	0	10	14.5
at UCF	1/2/16	*	38	5-18	.278	2-8	.250	0-1	.000	0	7	7	3.7	3	2	4	0	3	12	14.3
MEMPHIS	01/07/16	*	37	8-19	.421	3-6	.500	0-0	.000	1	6	7	3.9	1	3	1	0	0	19	14.6
at Temple	01/10/16	*	40	1-12	.083	0-4	.000	2-2	1.000	0	6	6	4.1	0	3	4	0	0	4	13.9
at Tulsa	01/13/16	*	38	5-15	.333	1-5	.200	2-2	1.000	3	8	11	4.5	1	5	2	0	1	13	13.9
UCF	01/16/16	*	35	4-15	.267	4-8	.500	2-2	1.000	1	3	4	4.5	0	0	3	0	0	14	13.9
at East Carolina	01/20/16	*	37	3-18	.167	3-10	.300	12-12	1.000	1	3	4	4.4	0	4	1	0	1	21	14.3
SMU	01/27/16	*	38	1-10	.100	1-4	.250	8-8	1.000	1	0	1	4.3	2	2	3	0	0	11	14.1
HOUSTON	01/30/16	*	37	4-14	.286	1-6	.167	4-4	1.000	2	5	7	4.4	2	3	1	0	1	13	14.1
at USF	02/03/16	*	35	5-20	.250	2-5	.400	3-4	.750	0	3	3	4.3	4	2	2	0	0	15	14.1
at Memphis	2/6/16	*	36	0-10	.000	0-5	.000	2-2	1.000	0	6	6	4.4	3	2	3	0	0	2	13.5
TEMPLE	02/09/16	*	38	6-15	.400	3-5	.600	0-0	.000	0	2	2	4.3	0	0	2	0	1	15	13.6
USF	02/12/16	*	33	4-13	.308	1-4	.250	0-0	.000	1	6	7	4.4	0	4	5	0	0	9	13.4
at UConn	02-17-1	*	35	3-10	.300	1-7	.143	2-4	.500	0	2	2	4.3	0	1	4	0	0	9	13.2
at Houston	02/20/16	*	32	4-16	.250	2-7	.286	1-2	.500	1	3	4	4.3	2	2	3	0	1	11	13.2
EAST CAROLINA	02/24/16	*	38	5-16	.313	1-4	.250	6-6	1.000	0	4	4	4.3	0	3	3	0	0	17	13.3
TULSA	02/27/16	*	35	7-16	.438	2-6	.333	3-4	.750	0	3	3	4.3	0	2	4	0	0	19	13.5
at Tulane	2/29/16	*	39	4-12	.333	2-6	.333	0-0	.000	0	1	1	4.1	1	3	4	0	1	10	13.4
vs East Carolina	3/4/16	*	32	1-11	.091	1-5	.200	2-2	1.000	0	3	3	4.1	2	4	2	0	1	5	13.1
Totals			30	1069	126-425	.296	51-163	.313	90-107	.841	16	107	123	4.1	41	86	90	1	22	39.1

2017-18 CINCINNATI BEARCATS



#20

// CAREER HIGHS

Points	11 vs. Eastern Illinois, 12/20/15
Rebounds	6 vs. Eastern Illinois, 12/20/15
Assists	2, 2x, last vs. Tulsa, 2/27/16
Steals	1, 11x, last vs. Southeastern Louisiana, 11/15/17
Blocks	1, 11x, last vs. Southeastern Louisiana, 11/15/17
Field Goals	5 vs. Eastern Illinois, 12/20/15
FG Attempts	10 vs. Eastern Illinois, 12/20/15
3-Pt. FG	1, 11x, last at USF, 2/1/17
3-Pt. FG Attempts	4 at Temple, 1/10/16
Free Throws	4, 2x, last vs. Clarion, 12/18/16
Free Throw Attempts	6 vs. Baylor, 11/26/15
Minutes	27 vs. Eastern Illinois, 12/20/15

// MISCELLANEOUS

	2017-18	CAREER
Double Digit Points	--	2
Double Digit Rebounds	--	--
Double-Doubles	--	--
20-Plus Point Games	--	--
Games Led UC in Points	--	--
Games Led UC in Rebounds	--	--
Games Led UC in Assists	--	--

MAYA BENHAM

JUNIOR | DOUGLASVILLE, GA. | OSBORNE

2017-18 Season // Junior: Scored five points vs. Southeastern Louisiana (11/15) ... Tallied five points vs. Eastern Kentucky (11/25).

2016-17 Season // Sophomore: Totaled five points and two rebounds vs. Arkansas-Pine Bluff (11/29) ... grabbed a season-best five rebounds vs. No. 10 Ohio State (12/4) ... scored 10 points vs. Clarion (12/18) ... added four points and two rebounds at UCF (1/24) ... totaled six points at East Carolina (2/22) ... tallied five points and two rebounds at No. 20 Temple (2/25).

2015-16 Season // Freshman: Played in 26 games, averaging 2.7 points and 1.4 rebounds in 9.8 minutes ... saw first action of the season vs. Northern Kentucky (11/18) ... totaled eight points and two rebounds vs. Baylor (11/26) ... had five points and three rebounds at Georgia (12/23) ... scored seven points vs. UConn (12/30) ... added six points at UCF (1/2) ... recorded five points and two rebounds at Temple (1/10) ... totaled six points vs. Temple (2/9).

High School: Was a three-time all-county selection ... named to the All-Metro Atlanta third-team by the Atlanta Tipoff Club ... ranked as the No. 16 wing according to ESPN HoopGurlz ... led the team in scoring as both a sophomore and junior ... earned multiple player of the week honors from the Douglas Neighbor ... selected best offensive player as sophomore and junior ... played AAU with the Douglasville Lady Tigers being named to the all-state tournament team ... named MVP of multiple tournaments ... Averaged 11.3 points, 6.7 rebounds, 2.7 steals, 2.3 blocks and 1.9 assists as a sophomore ... averaged 8.6 points as a freshman ... a high school and AAU teammate of Nikira Goings.



BENHAM CAREER STATISTICS

			Total		3-Point		F-Throws		Rebounds											Scoring	
Season	gp-gs	min/avg	fg-fga	pct	fg-fga	pct	ft-fa	pct	off	def	tot	avg	pf	fo	ast	to	blk	stl	pts	avg	
2015-16	26-0	255/9.8	25-65	.385	7-23	.304	12-17	.706	9	28	37	1.4	15	0	10	17	4	4	69	2.7	
2016-17	24-0	201/8.4	22-46	.478	4-10	.400	12-17	.706	10	19	29	1.2	24	0	4	9	6	7	60	2.5	
2017-18	9-0	50/5.6	7-15	.467	0-2	.000	4-6	.667	1	6	7	0.8	1	0	2	4	3	1	18	2.0	
TOTAL	59-0	506/8.6	54-126	.429	11-35	.314	28-40	.700	20	53	73	1.2	40	0	16	30	13	12	147	2.5	

BENHAM GAME-BY-GAME STATISTICS

2017-18 GAME-BY-GAME STATISTICS

Opponent	Date	gs	min	fg/fga	pct	3fg/fga	pct	ft/fta	pct	off	def	tot	avg	pf	a	t/o	blk	stl	pts	avg
at ETSU	11/10/17	1	0-0	.000	0-0	.000	0-0	.000	0	0	0	0	0.0	0	0	0	0	0	0	0.0
SLIPPERY ROCK	11/13/17	4	1-1	1.000	0-0	.000	0-0	.000	1	2	3	1.5	0	0	0	1	0	2	1.0	
SOUTHEASTERN LA.	11/15/17	11	2-3	.667	0-0	.000	1-3	.333	0	1	1	1.3	0	0	1	1	1	5	2.3	
MIAMI	11/18/17	6	1-1	1.000	0-0	.000	0-0	.000	0	0	0	1.0	0	0	0	0	0	2	2.3	
PITTSBURGH	11/21/17	9	1-3	.333	0-1	.000	0-0	.000	0	1	1	1.0	0	1	0	0	0	2	2.2	
EASTERN KENTUCKY	11/25/17	9	1-2	.500	0-0	.000	3-3	1.000	0	0	0	0.8	1	1	0	1	0	5	2.7	
SAINT FRANCIS	11/27/17	3	0-1	.000	0-0	.000	0-0	.000	0	0	0	0.7	0	0	1	0	0	0	2.3	
SOUTHEAST MISSOURI	11/30/17	7	0-3	.000	0-1	.000	0-0	.000	0	1	1	0.8	0	0	1	0	0	0	2.0	
at Old Dominion	12/03/17	0	1-1	1.000	0-0	.000	0-0	.000	0	1	1	0.8	0	0	1	0	0	2	2.0	
Totals		0	50	7-15	.467	0-2	.000	4-6	.667	1	6	7	0.8	1	2	4	3	1	18	2.0

Games played: 9
Minutes/game: 5.6
Points/game: 2.0
FG Pct: 46.7
3FG Pct: 0.0
FT Pct: 66.7

Rebounds/game: 0.8
Assists/game: 0.2
Turnovers/game: 0.4
Assist/turnover ratio: 0.5
Steals/game: 0.1
Blocks/game: 0.3

2016-17 GAME-BY-GAME STATISTICS

Opponent	Date	gs	min	fg/fga	pct	3fg/fga	pct	ft/fta	pct	off	def	tot	avg	pf	a	t/o	blk	stl	pts	avg
at Bowling Green	11/15/16	5	0-1	.000	0-0	.000	0-0	.000	0	0	0	0.0	0	0	0	0	0	0	0	0.0
INDIANA STATE	11/19/16	2	0-0	.000	0-0	.000	0-0	.000	0	0	0	0.0	0	0	0	0	0	0	0	0.0
at Miami	11/22/16	2	0-0	.000	0-0	.000	1-2	.500	0	1	1	0.3	0	0	0	0	0	0	1	0.3
HOWARD	11/26/16	5	0-0	.000	0-0	.000	0-0	.000	0	0	0	0.3	1	0	0	0	0	0	0	0.3
ARKANSAS-PINE BLUFF	11/29/16	13	2-2	1.000	1-1	1.000	0-0	.000	0	2	2	0.6	1	1	0	0	1	5	1.2	
TENNESSEE TECH	12/2/16	11	0-1	.000	0-0	.000	0-0	.000	1	1	2	0.8	3	0	0	1	0	0	1.0	
at Ohio State	12/04/16	13	2-6	.333	1-3	.333	0-0	.000	3	2	5	1.4	4	0	0	1	0	5	1.6	
XAVIER	12/11/16	11	0-1	.000	0-0	.000	0-0	.000	0	1	1	1.4	1	0	0	1	0	0	1.4	
GEORGIA	12/15/16	10	1-4	.250	0-0	.000	0-0	.000	0	2	2	1.4	0	0	0	0	0	1	2	1.4
CLARION	12/18/16	18	3-5	.600	0-0	.000	4-5	.800	1	0	1	1.4	3	1	1	0	1	10	2.3	
EASTERN ILLINOIS	12/21/16	5	0-0	.000	0-0	.000	1-2	.500	0	1	1	1.4	0	0	1	0	0	1	2.2	
CHICAGO STATE	12/28/16	12	2-3	.667	1-1	1.000	0-0	.000	2	1	3	1.5	1	0	0	0	0	5	2.4	
at SMU	12/31/16	11	2-4	.500	0-1	.000	0-0	.000	0	1	1	1.5	1	0	0	1	1	4	2.5	
UCF	01/04/17	5	0-1	.000	0-0	.000	0-0	.000	0	0	0	1.4	0	0	1	0	0	0	2.4	
at Memphis	01/14/17	4	0-0	.000	0-0	.000	0-0	.000	0	0	0	1.3	0	0	1	0	0	0	2.2	
SMU	01/17/17	3	1-1	1.000	0-0	.000	0-0	.000	0	0	0	1.2	0	0	1	0	0	2	2.2	
at UCF	01/24/17	17	1-1	1.000	0-0	.000	2-2	1.000	1	1	2	1.2	3	0	2	0	1	4	2.3	
TULANE	01/28/17	2	0-0	.000	0-0	.000	0-0	.000	0	1	1	1.2	2	0	0	0	0	0	2.2	
at USF	02/01/17	13	2-6	.333	1-4	.250	0-0	.000	0	1	1	1.2	2	1	1	1	0	5	2.3	
UConn	02/07/17	6	0-0	.000	0-0	.000	0-0	.000	0	0	0	1.2	0	0	0	0	0	0	2.2	
at East Carolina	02/22/17	8	3-3	1.000	0-0	.000	0-0	.000	0	1	1	1.1	0	0	0	0	0	1	6	2.4
at Temple	02/25/17	11	2-4	.500	0-0	.000	1-2	.500	1	1	2	1.2	2	0	1	0	1	5	2.5	
TULSA	02/27/17	3	0-1	.000	0-0	.000	1-2	.500	1	0	1	1.2	0	0	0	0	0	0	1	2.4
vs Houston	3/3/2017	11	1-2	.500	0-0	.000	2-2	1.000	0	2	2	1.2	0	1	0	1	0	4	2.5	
Totals		0	201	22-46	.478	4-10	.400	12-17	.706	10	19	29	1.2	24	4	9	6	7	60	2.5

Games played: 24
Minutes/game: 8.4
Points/game: 2.5
FG Pct: 47.8
3FG Pct: 40.0
FT Pct: 70.6

Rebounds/game: 1.2
Assists/game: 0.2
Turnovers/game: 0.4
Assist/turnover ratio: 0.4
Steals/game: 0.3
Blocks/game: 0.3

2015-16 GAME-BY-GAME STATISTICS

Opponent	Date	gs	min	fg/fga	pct	3fg/fga	pct	ft/fta	pct	off	def	tot	avg	pf	a	t/o	blk	stl	pts	avg
NORTHERN KENTUCKY	11/18/15	5	0-2	.000	0-2	.000	0-0	.000	0	0	0	0.0	0	0	0	0	0	0	0	0.0
BOWLING GREEN	11/21/15	2	0-0	.000	0-0	.000	0-0	.000	0	1	1	0.5	0	0	2	0	0	0	0	0.0
vs Baylor	11/26/15	16	2-2	1.000	0-0	.000	4-6	.667	1	1	2	1.0	0	0	1	0	1	8	2.7	
vs Michigan State	11-27-1	15	1-3	.333	1-1	1.000	0-0	.000	0	1	1	1.0	1	0	0	0	0	3	2.8	
at Detroit	12/02/15	2	0-1	.000	0-0	.000	0-0	.000	0	1	1	1.0	0	0	0	0	0	0	2.2	
OHIO STATE	12/6/15	5	0-1	.000	0-0	.000	0-0	.000	1	0	1	1.0	1	0	0	0	0	0	1.8	
at Xavier	12/13/15	4	1-2	.500	0-1	.000	0-0	.000	0	1	1	1.0	1	0	0	1	0	2	1.9	
UT MARTIN	12/18/15	19	0-0	.000	0-0	.000	0-0	.000	0	0	0	0.9	1	1	1	0	0	0	1.6	
EASTERN ILLINOIS	12/20/15	27	5-10	.500	1-2	.500	0-0	.000	1	5	6	1.4	1	2	2	1	1	11	2.7	
at Georgia	12/23/15	18	2-6	.333	1-3	.333	0-0	.000	1	2	3	1.6	1	0	1	0	1	5	2.9	
UConn	12/30/15	16	3-5	.600	1-2	.500	0-0	.000	0	0	0	1.5	0	0	4	0	1	7	3.3	
at UCF	1/2/16	14	2-6	.333	0-2	.000	2-2	1.000	1	0	1	1.4	1	0	0	0	0	6	3.5	
MEMPHIS	01/07/16	6	1-2	.500	1-1	1.000	0-0	.000	0	0	0	1.3	0	0	0	0	0	3	3.5	
at Temple	01/10/16	15	2-6	.333	1-4	.250	0-0	.000	0	2	2	1.4	2	1	1	0	0	5	3.6	
at Tulsa	01/13/16	5	0-2	.000	0-0	.000	0-0	.000	1	1	2	1.4	0	0	3	0	0	0	3.3	
UCF	01/16/16	6	0-1	.000	0-1	.000	0-0	.000	0	0	0	1.3	0	1	0	0	0	0	3.1	
SMU	01/27/16	9	0-1	.000	0-1	.000	2-2	1.000	0	3	3	1.4	0	0	0	1	0	2	3.1	
at USF	02/03/16	7	0-1	.000	0-0	.000	0-0	.000	1	2	3	1.5	1	1	0	0	0	0	2.9	
at Memphis	2/6/16	13	1-2	.500	1-1	1.000	0-0	.000	0	1	1	1.5	0	1	0	0	0	3	2.9	
TEMPLE	02/09/16	9	2-2	1.000	0-0	.000	2-3	.667	0	1	1	1.5	0	0	0	1	0	6	3.1	
USF	02/12/16	8	1-2	.500	0-0	.000	0-0	.000	0	0	0	1.4	0	0	0	0	0	2	3.0	
at UConn	02-17-1	4	0-1	.000	0-0	.000	0-2	.000	0	2	2	1.4	1	0	1	0	0	0	2.9	
at Houston	02/20/16	4	0-1	.000	0-0	.000	0-0	.000	1	0	1	1.4	0	0	0	0	0	0	2.7	
EAST CAROLINA	02/24/16	4	1-2	.500	0-0	.000	2-2	1.000	1	0	1	1.4	1	0	0	0	0	4	2.8	
TULSA	02/27/16	5	1-1	1.000	0-0	.000	0-0	.000	0	0	0	1.3	0	2	0	0	0	2	2.8	
at Tulane	2/29/16	17	0-3	.000	0-2	.000	0-0	.000	0	4	4	1.4	3	1	1	0	0	0	2.7	
Totals		0	255	25-65	.385	7-23	.304	12-17	.706	9	28	37	1.4	15	10	17	4	4	69	2.7

Games played: 26
Minutes/game: 9.8
Points/game: 2.7
FG Pct: 38.5
3FG Pct: 30.4
FT Pct: 70.6

Rebounds/game: 1.4
Assists/game: 0.4
Turnovers/game: 0.7
Assist/turnover ratio: 0.6
Steals/game: 0.2
Blocks/game: 0.2

2017-18 CINCINNATI BEARCATS



#2

// CAREER HIGHS

Points	24 vs. Slippery Rock, 11/13/17
Rebounds	9 at ETSU, 11/10/17
Assists	5 vs. Southeastern Louisiana, 11/15/17
Steals	4 at Temple, 2/25/17
Blocks	1, 7x, last at Memphis, 1/14/17
Field Goals	8 vs. Slippery Rock, 11/13/17
FG Attempts	18 at Old Dominion, 12/3/17
3-Pt. FG	6 vs. Slippery Rock, 11/13/17
3-Pt. FG Attempts	10 at Old Dominion, 12/3/17
Free Throws	5 vs. Baylor, 11/26/15
Free Throw Attempts	5, 2x, last vs. Southeast Missouri, 11/30/17
Minutes	35 vs. Saint Francis, 11/27/17

// MISCELLANEOUS

	2017-18	CAREER
Double Digit Points	5	11
Double Digit Rebounds	--	--
Double-Doubles	--	--
20-Plus Point Games	1	1
Games Led UC in Points	3	4
Games Led UC in Rebounds	2	2
Games Led UC in Assists	1	1

NIKIRA GOINGS

JUNIOR | MARIETTA, GA. | OSBORNE

2017-18 Season // Junior: Scored 11 points and grabbed a career-best nine rebounds in the season opener at ETSU (11/10) ... Tallied career highs of 24 points and six three-pointers vs. Slippery Rock (11/13) ... Recorded 11 points vs. Miami (OH) (11/18) ... Posted 10 points and three steals vs. Southeast Missouri (11/30) ... Scored a game-high 16 points at Old Dominion (12/3).

2016-17 Season // Sophomore: Scored six points vs. Indiana State (11/19) ... posted a career-high 18 points, including an also career-best five three pointers, vs. Tennessee Tech (12/2) ... totaled six points and five rebounds vs. Clarion (12/18) ... recorded 15 points vs. Eastern Illinois (12/21) ... tallied 12 points and six rebounds vs. Chicago State (12/28) ... totaled 10 points and five rebounds vs. UCF (1/4) ... added 13 points including three three-pointers vs. SMU (1/17) ... totaled three points and two rebounds vs. No. 1 UConn (2/7) ... posted 12 points including 4-of-5 from three-point range at Houston (2/11) ... recorded eight points and four rebounds vs. Memphis (2/18) ... totaled nine points and a season-best four steals at No. 20 Temple (2/25) ... scored eight points vs. Tulsa (2/27).

2015-16 Season // Freshman: Played in all 30 games, averaging 2.7 points and 1.6 rebounds in 11.5 minutes ... totaled six rebounds and three steals vs. Saint Francis (Pa.) (11/14) ... scored four points and had two steals vs. Northern Kentucky (11/18) ... posted five points, three rebounds, & two assists vs. Baylor (11/26) ... recorded seven points and two assists vs. Michigan State (11/27) ... totaled a season-best seven points vs. Ohio State (12/6) ... tallied eight points including a pair of three-pointers at Xavier (12/13) ... had five points and three rebounds at Georgia (12/23) ... recorded seven points and two rebounds vs. UConn (12/30) ... posted five points, six rebounds, and two assists at Temple (1/10).

High School: Earned all-county honors three times and all-region honors once ... named to the All-Metro Atlanta Girls Honorable Mention team by the Atlanta Tipoff Club ... helped Osbourne to a 67-20 combined record during her first three seasons including a pair of regional championships ... named the Rose Classic and Parkview Classic MVP ... selected as Cobb County player of the month in December ... averaged 18.3 points, 5.9 rebounds, 3.5 steals and 2.1 assists per game as junior, earning team MVP honors ... won a pair of state titles and made three national appearances with her AAU team ... averaged 15 points and 4.3 rebounds per game as a sophomore ... a high school and AAU teammate of Maya Benham.



GOINGS CAREER STATISTICS

			Total		3-Point		F-Throws		Rebounds				Scoring							
Season	gp-gs	min/avg	fg-fga	pct	fg-fga	pct	ft-fa	pct	off	def	tot	avg	pf	fo	ast	to	blk	stl	pts	avg
2015-16	30-0	344/11.5	28-109	.257	15-57	.263	10-16	.625	15	34	49	1.6	31	0	16	26	4	13	81	2.7
2016-17	29-0	482/16.6	61-162	.377	30-93	.323	26-31	.839	16	53	69	2.4	33	0	20	23	9	26	178	6.1
2017-18	9-9	271/30.1	37-90	.411	19-56	.339	10-18	.556	7	22	29	3.2	17	0	14	19	0	8	103	11.4
TOTAL	68-9	1097/16.1	126-361	.349	64-206	.311	46-65	.708	38	109	147	2.2	81	0	50	68	13	47	362	5.3

GOINGS GAME-BY-GAME STATISTICS

2017-18 GAME-BY-GAME STATISTICS

Opponent	Date	gs	min	fg	fga	pc	3fg	fga	pc	ft	fta	pc	off	def	tot	avg	pf	a	to	blk	stl	pts	avg
at ETSU	11/10/17	*	34	4-10	400	2-6	333	1-1	1,000	1	8	9	9.0	4	0	4	0	0	11	11.0			
SLIPPERY ROCK	11/13/17	*	28	8-13	615	6-9	667	2-2	1,000	1	1	2	5.5	2	4	2	0	2	24	17.5			
SOUTHEASTERN LA.	11/15/17	*	28	2-7	286	2-5	400	0-0	.000	0	2	2	4.3	1	5	3	0	1	6	13.7			
MIAMI	11/18/17	*	29	4-8	500	3-5	600	0-2	.000	1	0	1	3.5	4	1	3	0	1	11	13.0			
PITTSBURGH	11/21/17	*	30	4-8	500	1-4	250	0-0	.000	0	1	1	3.0	0	0	4	0	0	9	12.2			
EASTERN KENTUCKY	11/25/17	*	27	2-6	333	2-6	333	1-2	.500	0	2	2	2.8	0	1	1	0	0	7	11.3			
SAINT FRANCIS	11/27/17	*	35	3-12	250	0-6	.000	3-6	.500	3	5	8	3.6	2	1	1	0	0	9	11.0			
SOUTHEAST MISSOURI	11/30/17	*	29	3-8	375	1-5	200	3-5	.600	0	2	2	3.4	1	1	1	0	3	10	10.9			
at Old Dominion	12/03/17	*	31	7-18	389	2-10	200	0-0	.000	1	1	2	3.2	3	1	0	0	1	16	11.4			
Totals			9	271	37-90	.411	19-56	.339	10-18	.556	7	22	29	3.2	17	14	19	0	8	103	11.4		

Games played: 9
Minutes/game: 30.1
Points/game: 11.4
FG Pct: 41.1
3FG Pct: 33.9
FT Pct: 55.6

Rebounds/game: 3.2
Assists/game: 1.6
Turnovers/game: 2.1
Assist/turnover ratio: 0.7
Steals/game: 0.9

2016-17 GAME-BY-GAME STATISTICS

Opponent	Date	gs	min	fg	fga	pc	3fg	fga	pc	ft	fta	pc	off	def	tot	avg	pf	a	to	blk	stl	pts	avg
at Southeast Missouri	11-11-1	11	0-2	.000	0-1	.000	0-0	.000	0-0	.000	2	1	3	3.0	2	0	2	1	0	0	0	0	0
at Bowling Green	11/15/16	9	0-1	.000	0-1	.000	0-0	.000	0	0	0	1.5	0	0	1	0	0	1	0	0	0	0	
INDIANA STATE	11/19/16	13	2-8	250	0-3	.000	2-3	.667	1	1	2	1.7	0	1	0	1	0	6	2.0				
at Miami	11/22/16	9	1-2	500	1-1	1,000	0-0	.000	0	1	1	1.5	0	1	1	1	0	3	2.3				
HOWARD	11/26/16	11	1-4	250	1-4	.250	2-2	1,000	0	1	1	1.4	0	0	0	0	0	5	2.8				
ARKANSAS-PINE BLUFF	11/29/16	9	1-4	250	1-3	.333	2-2	1,000	0	1	1	1.3	0	0	2	0	1	5	3.2				
TENNESSEE TECH	12/2/16	20	6-10	600	5-7	.714	1-1	1,000	1	4	5	1.9	0	2	0	1	1	18	5.3				
at Ohio State	12/04/16	18	1-7	143	0-5	.000	0-0	.000	0	2	2	1.9	1	1	1	1	0	2	4.9				
XAVIER	12/11/16	13	1-2	500	1-2	.500	0-0	.000	0	1	1	1.8	1	0	0	1	0	3	4.7				
GEORGIA	12/15/16	17	1-4	250	1-4	.250	2-2	1,000	0	1	1	1.7	3	0	1	0	1	5	4.7				
CLARION	12/18/16	22	3-9	333	0-3	.000	0-0	.000	1	4	5	2.0	2	1	1	1	1	6	4.8				
EASTERN ILLINOIS	12/21/16	18	6-10	600	3-5	.600	0-0	.000	1	1	2	2.0	3	1	1	0	1	15	5.7				
CHICAGO STATE	12/28/16	19	4-8	500	1-2	.500	3-3	1,000	4	2	6	2.3	1	0	1	0	1	12	6.2				
at SMU	12/31/16	20	2-9	222	1-5	.200	0-0	.000	0	5	5	2.5	1	1	0	1	2	5	6.1				
UCF	01/04/17	21	3-8	375	0-2	.000	4-4	1,000	2	3	5	2.7	1	1	1	0	2	10	6.3				
HOUSTON	01/07/17	20	2-4	500	0-0	.000	2-2	1,000	0	2	2	2.6	0	1	0	1	1	6	6.3				
at Memphis	01/14/17	16	1-2	500	0-1	.000	2-2	1,000	0	1	1	2.5	2	0	1	1	0	4	6.2				
SMU	01/17/17	30	4-9	444	3-6	.500	2-2	1,000	0	2	2	2.5	1	2	1	1	2	13	6.6				
at UCF	01/24/17	16	1-4	250	1-3	.333	0-0	.000	0	0	0	2.4	3	0	0	0	1	3	6.4				
TULANE	01/28/17	18	2-4	500	0-2	.000	1-2	.500	0	3	3	2.4	3	1	3	0	0	5	6.3				
at USF	02/01/17	19	2-6	333	1-5	.200	0-0	.000	1	4	5	2.5	1	0	0	0	0	5	6.2				
UCONN	02/07/17	11	1-6	167	1-5	.200	0-0	.000	0	2	2	2.5	1	0	0	0	0	3	6.1				
at Houston	02/11/17	24	4-6	667	4-5	.800	0-0	.000	0	2	2	2.5	1	0	2	0	2	12	6.3				
at Tulane	2/15/17	18	1-6	167	1-6	.167	0-0	.000	0	2	2	2.5	1	1	0	0	0	3	6.2				
MEMPHIS	02/18/17	19	3-6	500	0-1	.000	2-2	1,000	2	2	4	2.5	1	2	0	0	2	8	6.3				
at East Carolina	02/22/17	17	1-4	250	1-3	.333	1-2	.500	1	2	3	2.5	0	3	2	0	1	4	6.2				
at Temple	02/25/17	17	4-7	571	1-3	.333	0-2	.000	0	1	1	2.5	2	0	1	0	4	9	6.3				
TULSA	02/27/17	21	3-6	500	2-3	.667	0-0	.000	0	2	2	2.5	2	1	1	0	2	8	6.4				
vs Houston	3/3/2017	6	0-4	.000	0-2	.000	0-0	.000	0	0	0	2.4	0	0	0	0	0	0	6.1				
Totals		0	482	61-162	.377	30-93	.323	26-31	.839	16	53	69	2.4	33	20	23	9	26	178	6.1			

Games played: 29
Minutes/game: 16.6
Points/game: 6.1
FG Pct: 37.7
3FG Pct: 32.3
FT Pct: 83.9

Rebounds/game: 2.4
Assists/game: 0.7
Turnovers/game: 0.8
Assist/turnover ratio: 0.9
Steals/game: 0.9
Blocks/game: 0.3

2015-16 GAME-BY-GAME STATISTICS

Opponent	Date	gs	min	fg	fga	pc	3fg	fga	pc	off	def	tot	avg	pf	a	to	blk	stl	pts	avg
SAINT FRANCIS	11/14/15	19	1-11	.091	0-4	.000	0-0	.000	0-1	.000	0	4	6	6.0	2	1	3	0	3	2.0
NORTHERN KENTUCKY	11/18/15	12	2-2	1,000	0-0	.000	0-1	.000	0	0	0	3.0	4	0	1	0	2	4	3.0	
BOWLING GREEN	11/21/15	13	0-2	.000	0-2	.000	0-0	.000	0	0	0	2.0	0	0	0	0	0	1	0	2.0
vs Baylor	11/26/15	20	0-8	.000	0-3	.000	5-5	1,000	2	1	3	2.3	1	2	2	0	0	5	2.8	
vs Michigan State	11-27-1	17	2-6	.333	1-2	.500	2-4	.500	0	0	0	1.8	3	2	3	0	1	7	3.6	
at Detroit	12/02/15	5	0-4	.000	0-2	.000	0-0	.000	0	0	0	1.5	0	0	0	0	1	0	0	3.0
OHIO STATE	12/6/15	14	3-7	.429	1-2	.500	0-0	.000	2	1	3	1.7	2	0	1	0	0	7	3.6	
at Xavier	12/13/15	11	3-5	.600	2-4	.500	0-0	.000	1	1	2	1.8	1	0	1	0	0	8	4.1	
UT MARTIN	12/18/15	22	3-8	.375	2-6	.333	0-0	.000	0	3	3	1.9	2	1	1	0	0	8	4.6	
EASTERN ILLINOIS	12/20/15	23	1-4	.250	1-2	.500	1-2	.500	0	1	1	1.8	1	2	3	0	2	4	4.5	
at Georgia	12/23/15	14	2-4	.500	1-2	.500	0-0	.000	0	3	3	1.9	0	0	1	0	0	5	4.5	
UCONN	12/30/15	15	2-4	.500	2-3	.667	1-2	.500	1	1	2	1.9	3	0	1	0	0	7	4.8	
at UCF	1/2/16	15	1-7	.143	0-3	.000	0-0	.000	2	1	3	2.0	0	1	0	0	1	2	4.5	
MEMPHIS	01/07/16	7	1-2	.500	1-2	.500	1-2	.500	0	1	1	1.9	0	0	0	0	1	4	4.5	
at Temple	01/10/16	18	2-5	.400	1-2	.500	0-0	.000	1	5	6	2.2	2	2	2	0	1	5	4.5	
at Tulsa	01/13/16	11	1-6	.167	1-4	.250	0-0	.000	0	2	2	2.2	2	0	0	0	0	3	4.4	
UCF	01/16/16	11	0-3	.000	0-2	.000	0-0	.000	0	0	0	2.1	0	0	1	1	0	0	4.2	
at East Carolina	01/20/16	11	1-3	.333	1-2	.500	0-0	.000	1	1	2	2.1	1	0	1	0	0	3	4.1	
SMU	01/27/16	9	0-4	.000	0-4	.000	0-0	.000	0	0	0	1.9	0	0	0	0	0	0	3.9	
HOUSTON	01/30/16	13	0-2	.000	0-1	.000	0-0	.000	0	1	1	1.9	0	0	0	0	0	0	3.7	
at USF	02/03/16	11	0-3	.000	0-1	.000	0-0	.000	1	1	2	1.9	1	0	0	0	1	0	3.5	
at Memphis	2/6/16	6	0-1	.000	0-1	.000	0-0	.000	1	0	1	1.9	1	1	1	0	0	0	3.4	
TEMPLE	02/09/16	8	0-2	.000	0-1	.000	0-0	.000	0	2	2	1.9	0	1	1	0	0	0	3.2	
USF	02/12/16	9	1-2	.500	1-2	.500	0-0	.000	0	1	1	1.8	2	0	1	1	0	3	3.2	
at UConn	02-17-1	8	1-2	.500	0-0	.000	0-0	.000	1	1	2	1.8	0	1	1	0	0	2	3.2	
at Houston	02/20/16	3	1-1	1,000	0-0	.000	0-0	.000	0	0	0	1.8	0	0	0	0	0	2	3.1	
EAST CAROLINA	02/24/16	8	0-1	.000	0-0	.000	0-0	.000	0	1	1	1.7	0	0	1	0	0	0	3.0	
TULSA	02/27/16	3	0-0	.000	0-0	.000	0-0	.000	0	1	1	1.7	0	0	0	1	0	0	2.9	
at Tulane	2/29/16	4	0-0	.000	0-0	.000	0-0	.000	0	0	1	1.7	2	2	0	0	0	0	2.8	
vs East Carolina	3/1/16	4	0-0	.000	0-0	.000	0-0	.000	0	1	1	1.6	1	0	0	0	0	0	2.7	
Totals		0	344	28-109	257	15-57	263	10-16	625	15	34	49	1.6	31	16	26	4	13	81	2.7

2017-18 CINCINNATI BEARCATS



CHELSEA WARREN

JUNIOR | RED OAK, TEXAS | RED OAK

2016-18 Season // Junior: Grabbed five rebounds vs. Slippery Rock (11/13).

2016-17 Season // Sophomore: Grabbed a career-high 12 rebounds at SEMO (11/11) ... totaled six points, four rebounds, and three steals vs. Indiana State (11/19) ... recorded five points and seven rebounds vs. Howard (11/26) ... scored 10 points vs. Eastern Illinois (12/21) ... grabbed 10 rebounds vs. Chicago State (12/28) ... scored a career-high 14 points at Memphis (1/14) ... tallied 12 points vs. East Carolina (1/21) ... posted eight points and eight rebounds vs. Tulane (1/28) ... totaled five points and four rebounds vs. No. 1 UConn (2/7).

2015-16 Season // Freshman: Played in all 30 games, averaging 3.3 rebounds and 2.0 points in 13.1 minutes per game ... totaled five rebounds and four points vs. Saint Francis (Pa.) (11/14) ... posted two points and four rebounds in seven minutes of play vs. Bowling Green (11/21) ... grabbed four rebounds vs. Ohio State (12/6) ... had two points and four rebounds at Georgia (12/23) ... totaled four points and six rebounds vs. UConn (12/30) ... added five points and five rebounds at UCF (1/2) ... grabbed five rebounds at Temple (1/10) ... scored a season-high eight points to go along with five rebounds vs. SMU (1/27) ... totaled four points and two rebounds at Memphis (2/6) ... grabbed a team-best three rebounds at UConn (2/17) ... tallied four points and four rebounds vs. East Carolina (2/24) ... scored a season-high nine points vs. East Carolina (3/4).

High School: Played for Red Oak High School in Red Oak, Texas ... named to the 4-A all-district team three times ... was twice selected to the all-region team and all-state team ... was a McDonalds All-America nominee and Gatorade Player of the Year nominee ... member of the National Honor Society

Personal: Majoring in psychology.



#25

// CAREER HIGHS

Points	14 at Memphis, 1/14/17
Rebounds	12 at SEMO, 11/11/16
Assists	2 at Georgia, 12/23/15
Steals	1, 16x, last at Temple, 2/25/17
Blocks	2, vs. East Carolina, 1/21/17
Field Goals	6 at Memphis, 1/14/17
FG Attempts	8, 2x, last at Tulane, 2/15/17
3-Pt. FG	1, 3x, last vs. UConn, 2/7/17
3-Pt. FG Attempts	1, 9x, last at Temple, 2/25/17
Free Throws	4, 2x, last vs. Houston, 3/3/17
Free Throw Attempts	6 vs. Howard, 11/26/16
Minutes	34, vs. East Carolina, 1/21/17

// MISCELLANEOUS

	2017-18	CAREER
Double Digit Points	--	4
Double Digit Rebounds	--	3
Double-Doubles	--	--
20-Plus Point Games	--	--
Games Led UC in Points	--	--
Games Led UC in Rebounds	--	6
Games Led UC in Assists	--	--

WARREN CAREER STATISTICS

WARREN CAREER STATISTICS

Season	gp-gs		min/avg		Total		3-Point		F-Throws		Rebounds				Scoring										
	gp	gs	min	avg	fg	fga	pct	fg	fga	pct	ft	fta	pct	off	def	tot	avg	pf	fo	ast	to	blk	stl	pts	avg
2015-16	30	0	394	13.1	25	78	.321	1	5	.200	10	16	.625	39	59	98	3.3	49	1	8	19	8	5	61	2.0
2016-17	30	28	680	22.7	59	116	.509	2	4	.500	33	55	.600	43	88	131	4.4	98	6	9	46	13	17	153	5.1
2017-18	9	0	66	7.3	2	9	.222	0	0	.000	2	4	.500	7	8	15	1.7	8	0	2	7	0	0	6	0.7
TOTAL	69	28	1140	16.5	86	203	.424	3	9	.333	45	75	.600	89	155	244	3.5	155	7	19	72	21	22	220	3.2

2016-17 GAME-BY-GAME STATISTICS

Opponent	Date	qs	min	fg	fga	pc	3fg	fga	pc	ft	fta	pc	off	def	tot	ast	pf	a	to	blk	stl	pts	avg
at Bowling Missouri	11-11-11	*	25	1-7	143	0-0	.000	3-4	.750	7	5	12	12	0	6	0	5	0	0	0	0	5	5.0
at Southeast Green	11/19/16	*	12	1-1	1,000	0-0	.000	0-0	.000	0	0	0	0	0	10	4	0	0	0	0	0	2	3.5
INDIANA STATE	11/19/16	*	27	3-5	600	0-0	.000	0-1	.000	2	2	4	5	3	4	0	1	1	3	3	6	4.3	
at Miami	11/22/16	*	18	2-5	400	0-0	.000	0-0	.000	0	3	3	4	8	3	0	4	1	1	4	1	4	4.3
HOWARD	11/26/16	*	21	1-3	333	0-0	.000	3-6	.500	3	4	7	5	2	5	1	1	0	5	1	0	5	4.4
ARKANSAS-PINE BLUFF	11/29/16	*	21	1-1	1,000	0-0	.000	2-2	1,000	2	4	6	5	3	1	1	2	0	0	0	0	4	4.3
TENNESSEE TECH	12/2/16	*	19	1-4	250	0-0	.000	1-2	.500	2	3	5	5	3	0	2	1	0	3	1	0	3	4.1
at Ohio State	12/04/16	*	24	1-2	500	0-0	.000	0-0	.000	1	2	3	5	5.3	5	1	1	0	0	2	2	3.9	
XAVIER	12/11/16	*	25	3-6	500	0-0	.000	0-0	.000	2	4	6	5	1	3	1	0	1	1	1	6	4.1	
GEORGIA	12/15/16	*	26	1-2	500	0-0	.000	0-4	.000	1	2	3	4	9	3	1	3	0	1	1	2	3.9	
CLARION	12/18/16	*	14	2-5	400	0-0	.000	0-0	.000	0	4	4	4	8	5	1	1	0	1	1	4	3.9	
EASTERN ILLINOIS	12/21/16	*	22	4-5	800	0-0	.000	2-4	.500	2	2	4	4	8	2	0	0	0	0	0	10	4.4	
CHICAGO STATE	12/28/16	*	28	2-3	667	0-0	.000	1-2	.500	1	9	10	5	2	1	1	2	0	0	5	4.5		
at MICHIGAN	12/31/16	*	24	1-3	333	0-1	.000	0-2	.000	0	3	3	5	0	4	0	1	1	1	1	2	4.3	
UCF	01/04/17	*	25	1-1	1,000	0-0	.000	0-0	.000	1	2	3	4	9	4	0	1	0	0	0	2	4.1	
HOUSTON	01/07/17	*	16	1-3	333	0-0	.000	1-1	1,000	2	3	5	4	9	5	0	2	0	0	3	3	4.1	
at Memphis	01/14/17	*	29	6-6	1,000	0-0	.000	2-3	.667	2	5	7	5	5.0	3	0	1	1	1	14	4.6		
SMU	01/17/17	*	25	1-2	500	1-1	1,000	2-2	1,000	0	4	4	4	9	5	0	1	1	2	5	4.7		
EAST CAROLINA	01/21/17	*	34	5-5	1,000	0-0	.000	2-4	.500	0	3	3	4	8	0	0	1	2	0	12	5.1		
at UCF	01/24/17	*	30	0-1	000	0-0	.000	2-4	.500	1	1	2	4	7	3	0	1	1	0	2	4.9		
TULANE	01/28/17	*	23	4-4	1,000	0-0	.000	0-0	.000	1	7	8	4	9	3	0	0	0	1	1	8	5.0	
at USF	02/01/17	*	22	2-5	400	0-0	.000	2-2	1,000	1	2	3	4	8	2	1	0	1	0	0	6	5.1	
UCCON	02/07/17	*	25	2-5	400	1-1	1,000	0-0	.000	1	3	4	7	2	0	3	0	1	5	5.1			
at Houston	02/11/17	*	20	3-4	750	0-0	.000	4-4	1,000	1	2	3	4	7	5	0	3	0	0	10	5.3		
at Tulane	2/15/17	*	22	3-8	375	0-0	.000	1-2	.500	4	1	5	4	7	3	0	2	1	1	7	5.4		
MEMPHIS	02/18/17	*	22	2-5	400	0-0	.000	0-0	.000	2	0	2	4	6	3	1	1	0	1	4	5.3		
at East Carolina	02/22/17	*	17	1-4	250	0-0	.000	0-0	.000	0	0	0	4	4	1	0	0	1	1	2	5.2		
at Temple	02/25/17		18	1-2	500	0-1	.000	0-0	.000	0	2	2	4	3	0	0	1	0	1	2	5.1		
TULSA	02/27/17		27	2-6	333	0-0	.000	1-2	.500	2	3	5	4	3	0	4	3	0	0	5	5.1		
vs Houston	3/30/2017	*	19	1-3	333	0-0	.000	4-4	1,000	2	3	5	4	4	4	0	2	0	0	2	6	6.1	
Totals			28	680	59-116	509	2-4	.500	33-55	600	43	88	131	44	98	9	46	13	7	153	5.1		

Rebounds/game: 4.4
Assists/game: 0.3
Turnovers/game: 1.5
Assist/turnover ratio: 0.2
Steals/game: 0.6
Blocks/game: 0.4

opponent	Date	g	s	min	fg	g	pc	3fg	g	pc	ft	g	pc	off	def	tot	ast	pf	ts	blk	stl	pts	avg
SAINT FRANCIS	11/14/15	15	1-3	333	0-0	000	2-4	500	4	1	5	5	0	2	1	0	0	1	0	0	4	4.0	
NORTHERN KENTUCKY	11/18/15	8	0-1	000	0-0	000	0-0	000	0	1	1	3	0	1	0	0	0	0	0	0	0	2.0	
BOWLING GREEN	11/21/15	7	1-1	1000	0-0	000	0-0	000	1	3	4	3	3	0	0	0	0	0	0	0	2	2.0	
vs Baylor	11/26/15	8	0-1	000	0-1	000	0-0	000	0	3	3	3	3	1	0	0	0	0	0	0	0	1.5	
vs Michigan State	11-27-1	10	0-1	000	0-0	000	0-0	000	1	1	0	1	2	8	2	0	1	0	0	0	0	1.2	
at Detroit	12/02/15	5	0-1	000	0-0	000	0-0	000	1	2	3	2	8	3	0	0	0	0	0	0	0	1.0	
OHIO STATE	12/6/15	11	0-2	000	0-0	000	1-2	500	3	1	4	3	0	5	0	1	0	0	1	0	0	1.0	
at Xavier	12/13/15	15	0-0	000	0-0	000	0-0	000	0	1	2	3	3	0	2	0	0	0	0	0	0	0.9	
UT MARTIN	12/18/15	10	1-2	500	0-0	000	1-2	500	1	0	1	2	8	1	0	0	0	0	0	0	3	1.1	
EASTERN ILLINOIS	12/20/15	24	1-3	333	0-0	000	0-0	000	3	7	10	3	5	0	0	3	0	0	0	0	2	1.2	
at Georgia	12/23/15	15	1-5	200	0-1	000	0-0	000	1	3	4	3	5	3	2	0	0	0	0	0	2	1.3	
UCONN	12/30/15	22	2-6	333	0-1	000	0-0	000	1	5	6	3	8	1	1	0	1	0	0	0	4	1.5	
at UCF	12/16	18	2-3	667	1-1	1000	0-0	000	1	4	5	3	8	1	0	0	0	1	1	5	1.8		
MEMPHIS	01/07/16	20	2-8	250	0-1	000	0-0	000	3	3	1	4	3	9	0	0	1	1	1	4	1.9		
at Temple	01/10/16	11	0-2	000	0-0	000	0-0	000	2	3	5	3	9	1	0	0	0	0	0	0	0	1.8	
at Tulsa	01/13/16	4	0-0	000	0-0	000	0-0	000	0	0	0	3	7	0	0	1	0	0	0	0	0	1.7	
UCF	01/16/16	7	0-0	000	0-0	000	0-0	000	0	1	1	3	5	2	0	0	0	0	0	0	0	1.6	
at East Carolina	01/20/16	12	1-2	500	0-0	000	1-1	1000	3	1	4	3	6	2	1	1	1	0	0	3	1.7		
SMU	01/27/16	18	3-5	600	0-0	000	2-3	667	4	1	5	3	6	1	0	0	0	1	8	2	2.0		
HOUSTON	01/30/16	14	0-1	000	0-0	000	0-0	000	1	2	3	3	6	3	0	3	0	0	0	0	0	1.9	
at USF	02/03/16	10	1-3	333	0-0	000	0-0	000	0	1	1	3	5	0	0	0	0	0	0	0	2	1.9	
at Memphis	2/6/16	15	2-2	1000	0-0	000	0-0	000	0	2	2	3	4	1	0	2	0	0	4	2	2.0		
TEMPLE	02/09/16	16	0-3	000	0-0	000	0-0	000	1	1	2	3	3	3	1	1	1	0	0	0	0	1.8	
USF	02/12/16	11	0-1	000	0-0	000	0-0	000	0	1	1	3	3	4	0	1	0	0	0	0	0	1.8	

Rebounds/game: 3.3
Assists/game: 0.3
Turnovers/game: 0.6
Assist/turnover ratio: 0.4
Steals/game: 0.2
Blocks/game: 0.3

2017-18 CINCINNATI BEARCATS



#12

// CAREER HIGHS

Points	16 vs. Indiana State, 11/19/16
Rebounds	6, 4x, last vs. Eastern Illinois, 12/21/16
Assists	6 vs. Clarion, 12/18/16
Steals	3, 2x, last vs. Southeast Missouri, 11/30/17
Blocks	1, 4x, last at Old Dominion, 12/3/17
Field Goals	7 vs. Indiana State, 11/19/16
FG Attempts	11 vs. Indiana State, 11/19/16
3-Pt. FG	2 vs. Southeastern Louisiana, 11/15/17
3-Pt. FG Attempts	3, 2x, last vs. Indiana State, 11/19/16
Free Throws	4, 4x, last vs. Southeastern Louisiana, 11/15/17
Free Throw Attempts	7 vs. Houston, 3/3/17
Minutes	32 vs. Eastern Kentucky, 11/25/17

// MISCELLANEOUS

	2017-18	CAREER
Games Played	9	35
Games Started	--	--
Double Digit Points	--	3
Double Digit Rebounds	--	--
Double-Doubles	--	--
20-Plus Point Games	--	--
Games Led UC in Points	--	1
Games Led UC in Rebounds	--	--
Games Led UC in Assists	2	3

ANTOINETTE MILLER

SOPHOMORE | DETROIT, MICH. | SOUTHFIELD-LATHRUP

2017-18 Season // Sophomore: Totaled a career-high 16 points, six rebounds, and four assists vs. Southeastern Louisiana (11/15) ... Posted nine points, three steals, and two assists vs. Southeast Missouri (11/30).

2016-17 Season // Freshman: Scored three points and grabbed two rebounds at SEMO in her first game as a Bearcat (11/11) ... posted a game-high 16 points vs. Indiana State (11/19) ... recorded 10 points and six rebounds at Miami (OH) (11/22) ... totaled six points and six assists vs. Clarion (12/18) ... tallied nine points, three rebounds, and two assists vs. East Carolina (1/21) ... scored 12 points at East Carolina (2/22) ... totaled eight points and three assists at No. 20 Temple (2/25).

High School: Helped guide the talent-laden Southfield-Lathrup Chargers to a 23-2 record as a junior and a district championship ... the team's leading scorer, Miller was named Third Team MLive Detroit, Fourth Team State Class A, Special Mention Associated Press Class A All-State, Honorable Mention Detroit News -- each as a junior -- and was selected as Third Team Preseason All-Metro by the Detroit Free Press for her senior season ... graded as an 89 and a three-star recruit by ESPN, Miller is also successful in the classroom as a member of the National Honor Society and has been an honor roll student throughout her high school career.

Personal: Majoring in exploratory studies.



#12 MILLER, Antoinette

				Total		3-Pointers		Free throws		Rebounds											
Opponent	Date	gs	min	fg-fga	pct	3fg-fga	pct	ft-fga	pct	off	def	tot	avg	pf	a	t/o	blk	stl	pts	avg	
at ETSU	11/10/17		17	1-2	.500	0-0	.000	4-6	.667	1	2	3	3.0	4	2	2	0	1	6	6.0	
SLIPPERY ROCK	11/13/17		21	1-3	.333	0-0	.000	0-3	.000	0	3	3	3.0	2	1	0	0	0	2	4.0	
SOUTHEASTERN LA.	11/15/17		31	5-10	.500	2-5	.400	4-6	.667	1	5	6	4.0	4	4	4	0	0	16	8.0	
MIAMI	11/18/17		21	0-3	.000	0-2	.000	2-2	1.000	0	2	2	3.5	2	2	1	0	0	2	6.5	
PITTSBURGH	11/21/17		28	2-4	.500	0-2	.000	0-0	.000	1	4	5	3.8	0	1	0	0	0	4	6.0	
EASTERN KENTUCKY	11/25/17		32	1-3	.333	0-0	.000	0-2	.000	0	2	2	3.5	3	1	0	1	2	2	5.3	
SAINT FRANCIS	11/27/17		26	0-4	.000	0-3	.000	1-2	.500	0	0	0	3.0	2	4	1	0	1	1	4.7	
SOUTHEAST MISSOURI	11/30/17		25	4-8	.500	0-0	.000	1-3	.333	0	2	2	2.9	2	1	1	0	3	9	5.3	
at Old Dominion	12/03/17		22	0-4	.000	0-1	.000	0-0	.000	1	2	3	2.9	2	4	3	1	1	0	4.7	
Totals		0	223	14-41	.341	2-13	.154	12-24	.500	4	22	26	2.9	21	20	12	2	8	42	4.7	

Games played: 9
 Minutes/game: 24.8
 Points/game: 4.7
 FG Pct: 34.1
 3FG Pct: 15.4
 FT Pct: 50.0

Rebounds/game: 2.9
 Assists/game: 2.2
 Turnovers/game: 1.3
 Assist/turnover ratio: 1.7
 Steals/game: 0.9
 Blocks/game: 0.2

			Total		3-Point		F-Throws		Rebounds										Scoring	
Season	gp-gs	min/avg	fg-fga	pct	fg-fga	pct	ft-fga	pct	off	def	tot	avg	pf	fo	ast	to	blk	stl	pts	avg
2016-17	26-0	429/16.5	42-119	.353	3-12	.250	21-49	.429	20	40	60	2.3	40	0	33	36	3	14	108	4.2
2017-18	9-0	223/24.8	14-41	.341	2-13	.154	12-24	.500	4	22	26	2.9	21	0	20	12	2	8	42	4.7
TOTAL	35-0	652/18.6	56-160	.350	5-25	.200	33-73	.452	24	62	86	2.5	61	0	53	48	5	22	150	4.3

2017-18 CINCINNATI BEARCATS



#4

// CAREER HIGHS

Points	16 vs. Saint Francis, 11/27/17
Rebounds	9 vs. Pittsburgh, 11/21/17
Assists	2, 4x, last at Old Dominion, 12/3/17
Steals	3 vs. UCF, 1/4/17
Blocks	2 vs. Chicago State, 12/28/16
Field Goals	6 vs. Saint Francis, 11/27/17
FG Attempts	9 vs. Arkansas-Pine Bluff, 11/29/16
3-Pt. FG	--
3-Pt. FG Attempts	--
Free Throws	4, 3x, last vs. Saint Francis, 11/27/17
Free Throw Attempts	8 vs. Pittsburgh, 11/21/17
Minutes	26, 2x, last vs. Southeast Missouri, 11/30/17

// MISCELLANEOUS

	2017-18	CAREER
Games Played	9	38
Games Started	9	12
Double Digit Points	1	3
Double Digit Rebounds	--	--
Double-Doubles	--	--
20-Plus Point Games	--	--
Games Led UC in Points	--	--
Games Led UC in Rebounds	1	3
Games Led UC in Assists	--	--

ANGEL RIZOR

SOPHOMORE | ZEBULON, N.C. | EAST WAKE

2017-18 Season // Sophomore: Tallied six points and five rebounds vs. Slippery Rock (11/13) ... Totaled seven points and six rebounds vs. Southeastern Louisiana (11/15) ... Recorded a career-high nine rebounds as well as eight points vs. Pittsburgh (11/21) ... Scored a career-high 16 points to go along with six rebounds vs. Saint Francis (11/27).

2016-17 Season // Freshman: Grabbed five rebounds at SEMO in her first game as a Bearcat (11/11) ... posted nine points and five rebounds vs. Arkansas-Pine Bluff (11/29) ... recorded six points and three rebounds vs. Clarion (12/18) ... tallied season highs of 10 points and seven rebounds vs. Chicago State (12/28) ... totaled seven points, four rebounds, and three steals vs. UCF (1/4) ... posted four points and five rebounds vs. SMU (1/17) ... recorded nine points and eight rebounds in her first start of the season at UCF (1/24) ... grabbed five rebounds vs. No. 1 UConn (2/7) ... totaled seven points and three rebounds at Tulane (2/15) ... Scored a season-best 12 points vs. Memphis (2/18).

High School: Two-sport star at East Wake High School – named all-conference in volleyball – parlayed a stellar junior season on the basketball court into All-District honors in the Raleigh, North Carolina area ... named all-conference as both a sophomore and junior and provided strong team leadership as the team's most valuable player the past two seasons ... rated a three-star prospect with a grade of 88 from ESPN and is ranked as the No 238 recruit in the country by Blue Star Basketball ... earned All-Academic Conference honors as a sophomore and junior.

Personal: Majoring in health sciences.



#04 RIZOR, Angel

Opponent	Date	gs	min	Total		3-Pointers		Free throws		Rebounds								pts	avg
				fg-fga	pct	3fg-fga	pct	ft-fa	pct	off	def	tot	avg	pf	a	t/o	blk	stl	
at ETSU	11/10/17	*	12	1-1	1.000	0-0	.000	0-0	.000	2	3	5	5.0	4	0	5	0	1	2
SLIPPERY ROCK	11/13/17	*	14	3-7	.429	0-0	.000	0-1	.000	3	2	5	5.0	2	0	1	0	0	6
SOUTHEASTERN LA.	11/15/17	*	21	3-5	.600	0-0	.000	1-1	1.000	0	6	6	5.3	1	0	2	1	0	7
MIAMI	11/18/17	*	19	2-3	.667	0-0	.000	3-4	.750	1	1	2	4.5	2	0	1	0	0	7
PITTSBURGH	11/21/17	*	22	2-6	.333	0-0	.000	4-8	.500	5	4	9	5.4	2	2	1	0	0	8
EASTERN KENTUCKY	11/25/17	*	18	3-5	.600	0-0	.000	0-0	.000	1	1	2	4.8	2	1	4	1	0	6
SAINT FRANCIS	11/27/17	*	21	6-7	.857	0-0	.000	4-4	1.000	5	1	6	5.0	5	2	1	0	1	16
SOUTHEAST MISSOURI	11/30/17	*	26	2-4	.500	0-0	.000	0-0	.000	3	2	5	5.0	2	2	3	0	1	4
at Old Dominion	12/03/17	*	20	1-1	1.000	0-0	.000	0-1	.000	2	1	3	4.8	5	2	1	0	1	2
Totals			9	173	23-39	.590	0-0	.000	12-19	.632	22	21	43	4.8	25	9	19	2	4

Games played: 9
Minutes/game: 19.2
Points/game: 6.4
FG Pct: 59.0
FT Pct: 63.2

Rebounds/game: 4.8
Assists/game: 1.0
Turnovers/game: 2.1
Assist/turnover ratio: 0.5
Steals/game: 0.4
Blocks/game: 0.2

			Total		3-Point		F-Throws		Rebounds										Scoring	
Season	gp-gs	min/avg	fg-fga	pct	fg-fga	pct	ft-fa	pct	off	def	tot	avg	pf	fo	ast	to	blk	stl	pts	avg
2016-17	29-3	432/14.9	49-97	.505	0-0	.000	23-35	.657	53	56	109	3.8	40	0	6	31	14	8	121	4.2
2017-18	9-9	173/19.2	23-39	.590	0-0	.000	12-19	.632	22	21	43	4.8	25	2	9	19	2	4	58	6.4
TOTAL	38-12	605/15.9	72-136	.529	0-0	.000	35-54	.648	75	77	152	4.0	65	2	15	50	16	12	179	4.7

2017-18 CINCINNATI BEARCATS



1 1

// CAREER HIGHS

Points	13 at Temple, 2/25/17
Rebounds	4 vs. Arkansas-Pine Bluff, 11/29/16
Assists	3 vs. Arkansas-Pine Bluff, 11/29/16
Steals	1, 8x, last at Old Dominion, 12/3/17
Blocks	1 vs. UConn, 2/7/17
Field Goals	5, 2x, last at Temple, 2/25/17
FG Attempts	12 at SEMO, 11/11/16
3-Pt. FG	3, 2x, last vs. UConn, 2/7/17
3-Pt. FG Attempts	7 at SEMO, 11/11/16
Free Throws	2, 3x, last vs. Southeastern Louisiana, 11/15/17
Free Throw Attempts	2, 3x, last vs. Southeastern Louisiana, 11/15/17
Minutes	30 at Old Dominion, 12/3/17

// MISCELLANEOUS

	2017-18	CAREER
Games Played	6	25
Games Started	6	7
Double Digit Points	--	3
Double Digit Rebounds	--	--
Double-Doubles	--	--
20-Plus Point Games	--	--
Games Led UC in Points	--	--
Games Led UC in Rebounds	--	--
Games Led UC in Assists	1	2

SAM RODGERS


SOPHOMORE | CINCINNATI, OHIO | LAKOTA EAST

2017-18 Season // Sophomore: Scored eight points vs. Southeastern Louisiana (11/15) ... Totaled seven points and two rebounds at Old Dominion (12/3).

2016-17 Season // Freshman: Scored 12 points -- including a pair of three-pointers -- at SEMO in her first game as a Bearcat (11/11) ... totaled 11 points, including three three-pointers, vs. Arkansas-Pine Bluff (11/29) ... scored three points vs. Tulane (1/28) ... made three three-pointers vs. No. 1 UConn (2/7) ... posted season-best 13 points at No. 20 Temple (2/25).

High School: Catalyst in leading the Lakota East Thunderhawks to a 19-7 overall record and a third-place finish in the always-challenging Greater Miami Conference (GMC) ... named First Team All-GMC, selected to the District 15 All-Star Team, and was Honorable Mention 2015 Associated Press Southwest All-District ... put a dent in the East record book with most three-pointers in a game (5) and became the second all-time leading shot blocker in program history ... graded as an 88 and a three-star recruit by ESPN and rated as No. 297 in the country by Blue Star Basketball.

Personal: Majoring in dietetics.



#11 RODGERS, Sam

Opponent	Date	gs	min	Total		3-Pointers		Free throws		Rebounds				pf	a	t/o	blk	stl	pts	avg	
				fg-fga	pct	3fg-fga	pct	ft-fa	pct	off	def	tot	avg								
at ETSU	11/10/17	*	20	1-3	.333	1-3	.333	0-0	.000	0	1	1	1.0	3	2	1	0	0	3	3.0	
SLIPPERY ROCK	11/13/17	*	15	1-2	.500	1-2	.500	0-0	.000	0	0	0	0.5	0	2	1	0	1	3	3.0	
SOUTHEASTERN LA.	11/15/17	*	9	2-3	.667	2-2	1.000	2-2	1.000	0	1	1	0.7	1	0	0	0	0	8	4.7	
MIAMI	11/18/17	*	5	1-2	.500	1-1	1.000	0-0	.000	0	0	0	0.5	0	0	0	0	0	3	4.3	
SOUTHEAST MISSOURI	11/30/17	*	19	0-4	.000	0-1	.000	0-0	.000	1	2	3	1.0	2	1	2	0	0	0	3.4	
at Old Dominion	12/03/17	*	30	3-6	.500	1-3	.333	0-0	.000	0	2	2	1.2	1	0	1	0	1	7	4.0	
Totals			6	98	8-20	.400	6-12	.500	2-2	1.000	1	6	7	1.2	7	5	5	0	2	24	4.0

Games played: 6
Minutes/game: 16.3
Points/game: 4.0
FG Pct: 40.0
3FG Pct: 50.0
FT Pct: 100.0

Rebounds/game: 1.2
Assists/game: 0.8
Turnovers/game: 0.8
Assist/turnover ratio: 1.0
Steals/game: 0.3

Season	gp-gs	min/avg	Total		3-Point		F-Throws		Rebounds				pf	fo	ast	to	blk	stl	Scoring	
			fg-fga	pct	fg-fga	pct	ft-fa	pct	off	def	tot	avg							pts	avg
2016-17	19-1	272/14.3	25-75	.333	14-47	.298	4-4	1.000	4	19	23	1.2	17	0	15	12	1	6	68	3.6
2017-18	6-6	98/16.3	8-20	.400	6-12	.500	2-2	1.000	1	6	7	1.2	7	0	5	5	0	2	24	4.0
TOTAL	25-7	370/14.8	33-95	.347	20-59	.339	6-6	1.000	5	25	30	1.2	24	0	20	17	1	8	92	3.7

MILLER GAME-BY-GAME STATISTICS

RIZOR GAME-BY-GAME STATISTICS

2016-17 GAME-BY-GAME STATISTICS

Opponent	Date	gs	min	fg-fga	pc%	3fg-fga	pc%	ft-fa	pc%	off	def	tot	avg	pf	a	to	blk	stl	pts	avg
at Southeast Missouri	11-11-1	8	1-5	.200	1-3	.333	0-0	.000	2	0	2	2	2.0	1	1	0	0	0	3	3.0
at Bowling Green	11/15/16	19	1-5	.200	0-1	.000	2-2	1.000	2	4	6	4.0	1	2	1	0	1	4	3.5	
INDIANA STATE	11/19/16	26	7-11	.636	1-3	.333	1-4	.250	0	2	2	3.3	4	0	2	1	1	16	7.7	
at Miami	11/22/16	27	4-7	.571	1-1	1.000	1-1	1.000	0	6	6	4.0	2	0	4	0	0	10	8.3	
HOWARD	11/26/16	19	0-4	.000	0-1	.000	0-2	.000	2	4	6	4.4	0	1	2	0	1	0	6.6	
ARKANSAS-PINE BLUFF	11/29/16	17	0-5	.000	0-0	.000	0-0	.000	0	3	3	4.2	2	1	1	0	2	0	5.5	
TENNESSEE TECH	12/2/16	16	1-4	.250	0-0	.000	1-2	.500	0	1	1	3.7	2	0	1	0	0	3	5.1	
at Ohio State	12/04/16	11	1-4	.250	0-0	.000	1-2	.500	0	0	0	3.3	0	2	1	0	0	3	4.9	
XAVIER	12/11/16	8	0-1	.000	0-0	.000	0-0	.000	0	0	0	2.9	0	0	1	0	0	0	4.3	
GEORGIA	12/15/16	23	2-5	.400	0-0	.000	0-0	.000	1	1	2	2.8	2	1	3	0	1	4	4.3	
CLARION	12/18/16	25	2-4	.500	0-0	.000	2-3	.667	0	3	3	2.8	4	6	3	0	2	6	4.5	
EASTERN ILLINOIS	12/21/16	21	2-7	.286	0-0	.000	0-3	.000	4	2	6	3.1	2	2	4	0	3	4	4.4	
CHICAGO STATE	12/28/16	17	1-3	.333	0-0	.000	1-2	.500	2	1	3	3.1	2	1	1	0	0	3	4.3	
at SMU	12/31/16	16	0-3	.000	0-1	.000	1-2	.500	0	1	1	2.9	2	2	2	0	0	1	4.1	
UCF	01/04/17	7	1-2	.500	0-0	.000	0-0	.000	0	0	0	2.7	0	1	1	0	0	2	3.9	
HOUSTON	01/07/17	16	0-3	.000	0-1	.000	1-2	.500	2	2	4	2.8	2	1	1	0	0	1	3.8	
at Memphis	01/14/17	9	2-2	1.000	0-0	.000	0-1	.000	0	0	0	2.6	0	0	2	0	0	4	3.8	
SMU	01/17/17	10	1-5	.200	0-0	.000	1-2	.500	1	0	1	2.6	1	1	0	1	0	3	3.7	
EAST CAROLINA	01/21/17	22	4-6	.667	0-0	.000	1-4	.250	1	2	3	2.6	0	2	1	0	0	9	4.0	
at UCF	01/24/17	17	1-4	.250	0-0	.000	0-0	.000	1	0	1	2.5	0	1	1	0	1	2	3.9	
at Tulane	2/15/17	8	0-2	.000	0-0	.000	0-0	.000	1	1	2	2.5	2	0	0	0	0	0	3.7	
MEMPHIS	02/18/17	11	0-1	.000	0-0	.000	0-0	.000	0	1	1	2.4	0	0	1	0	0	0	3.5	
at East Carolina	02/22/17	21	5-9	.556	0-0	.000	4-5	.800	0	2	2	2.4	1	2	1	0	1	14	4.0	
at Temple	02/25/17	18	4-10	.400	0-1	.000	0-3	.000	0	1	1	2.3	3	3	1	0	0	8	4.2	
TULSA	02/27/17	21	1-4	.250	0-0	.000	0-2	.000	1	1	2	2.3	3	3	0	1	1	2	4.1	
vs Houston	3/3/2017	16	1-3	.333	0-0	.000	4-7	.571	0	2	2	2.3	4	0	1	0	0	6	4.2	
Totals		0	429	42-119	.353	3-12	.250	21-49	.429	20	40	60	2.3	40	33	36	3	14	108	4.2

Games played: 26
Minutes/game: 16.5
Points/game: 4.2
FG Pct: 35.3
3FG Pct: 25.0
FT Pct: 42.9

Rebounds/game: 2.3
Assists/game: 1.3
Turnovers/game: 1.4
Assist/turnover ratio: 0.9
Steals/game: 0.5
Blocks/game: 0.1

2016-17 GAME-BY-GAME STATISTICS

Opponent	Date	gs	min	fg-fga	pc%	3fg-fga	pc%	ft-fa	pc%	off	def	tot	avg	pf	a	to	blk	stl	pts	avg
at Southeast Missouri	11-11-1	7	0-3	.000	0-0	.000	1-2	.500	5	0	5	5.0	0	0	0	0	0	1	1.0	
at Bowling Green	11/15/16	23	2-4	.500	0-0	.000	0-0	.000	2	2	4	4.5	1	1	0	1	0	4	2.5	
INDIANA STATE	11/19/16	12	1-3	.333	0-0	.000	0-0	.000	0	0	0	3.0	0	0	0	0	1	2	2.3	
at Miami	11/22/16	19	0-2	.000	0-0	.000	2-4	.500	1	2	3	3.0	0	0	0	1	1	2	2.3	
HOWARD	11/26/16	9	2-3	.667	0-0	.000	0-0	.000	2	0	2	2.8	1	0	2	1	0	4	2.6	
ARKANSAS-PINE BLUFF	11/29/16	15	3-9	.333	0-0	.000	3-5	.600	5	0	5	3.2	3	1	2	0	1	9	3.7	
TENNESSEE TECH	12/2/16	13	3-4	.750	0-0	.000	0-0	.000	2	1	3	3.1	1	0	1	1	0	6	4.0	
at Ohio State	12/04/16	9	0-1	.000	0-0	.000	0-0	.000	1	2	3	3.1	0	0	1	0	0	0	3.5	
GEORGIA	12/15/16	4	0-0	.000	0-0	.000	0-0	.000	1	1	2	3.0	0	0	2	0	0	0	3.1	
CLARION	12/18/16	14	3-5	.600	0-0	.000	0-0	.000	1	2	3	3.0	2	0	1	0	0	6	3.4	
EASTERN ILLINOIS	12/21/16	12	1-2	.500	0-0	.000	0-0	.000	2	1	3	3.0	4	0	0	1	0	2	3.3	
CHICAGO STATE	12/28/16	11	4-4	1.000	0-0	.000	2-2	1.000	2	5	7	3.3	0	1	0	2	0	10	3.8	
at SMU	12/31/16	15	0-2	.000	0-0	.000	0-0	.000	1	6	7	3.6	4	0	1	1	0	0	3.5	
UCF	01/04/17	21	3-5	.600	0-0	.000	1-2	.500	3	1	4	3.6	3	0	1	1	3	7	3.8	
HOUSTON	01/07/17	21	3-5	.600	0-0	.000	0-0	.000	1	2	3	3.6	0	1	0	0	0	6	3.9	
at Memphis	01/14/17	11	0-0	.000	0-0	.000	0-0	.000	0	1	1	3.4	2	0	2	1	0	0	3.7	
SMU	01/17/17	18	1-3	.333	0-0	.000	2-4	.500	1	4	5	3.5	2	0	1	1	0	4	3.7	
EAST CAROLINA	01/21/17	9	2-2	1.000	0-0	.000	2-2	1.000	1	1	2	3.4	0	0	1	0	0	6	3.8	
at UCF	01/24/17	23	4-6	.667	0-0	.000	1-2	.500	2	6	8	3.7	3	0	2	0	0	9	4.1	
TULANE	01/28/17	26	2-6	.333	0-0	.000	0-0	.000	4	1	5	3.8	2	0	3	1	0	4	4.1	
at USF	02/01/17	12	2-4	.500	0-0	.000	1-2	.500	1	1	2	3.7	0	0	1	0	0	5	4.1	
UConn	02/07/17	13	1-2	.500	0-0	.000	0-0	.000	2	3	5	3.7	1	0	1	0	0	2	4.0	
at Houston	02/11/17	18	2-3	.667	0-0	.000	0-0	.000	1	1	2	3.7	2	0	0	0	0	4	4.0	
at Tulane	2/15/17	15	3-6	.500	0-0	.000	1-2	.500	2	1	3	3.6	0	0	2	0	1	7	4.2	
MEMPHIS	02/18/17	21	5-6	.833	0-0	.000	2-2	1.000	3	1	4	3.6	3	1	1	0	0	12	4.5	
at East Carolina	02/22/17	21	2-4	.500	0-0	.000	1-2	.500	2	2	4	3.7	2	1	1	1	0	5	4.5	
at Temple	02/25/17	17	0-0	.000	0-0	.000	4-4	1.000	1	1	2	3.6	2	0	1	1	1	4	4.5	
TULSA	02/27/17	11	0-2	.000	0-0	.000	0-0	.000	3	3	6	3.7	1	0	3	0	0	0	4.3	
vs Houston	3/3/2017	12	0-1	.000	0-0	.000	0-0	.000	1	5	6	3.8	1	0	1	0	0	0	4.2	
Totals		3	432	49-97	.505	0-0	.000	23-35	.657	53	56	109	3.8	40	6	31	14	8	121	4.2

Games played: 29
Minutes/game: 14.9
Points/game: 4.2
FG Pct: 50.5
FT Pct: 65.7

Rebounds/game: 3.8
Assists/game: 0.2
Turnovers/game: 1.1
Assist/turnover ratio: 0.2
Steals/game: 0.3
Blocks/game: 0.5

RODGERS GAME-BY-GAME STATISTICS

2016-17 GAME-BY-GAME STATISTICS

Opponent	Date	g	min	fg	fga	pc%	3fg	3fga	pc%	ft	fta	pc%	off	def	tot	avg	pf	a	to	blk	stl	pts	avg
at Southeast Missouri	11-11-1	29	5-12	.417	2-7	.286	0-0	.000	0-0	.000	0	0	0	0	0.0	1	2	0	0	1	12	12.0	
at Bowling Green	11/15/16	17	0-7	.000	0-4	.000	0-0	.000	0-0	.000	0	0	0	0	0.0	0	1	0	0	0	0	6.0	
INDIANA STATE	11/19/16	13	0-3	.000	0-2	.000	0-0	.000	0-0	.000	0	1	1	0.3	1	1	0	0	0	0	0	4.0	
at Miami	11/22/16	10	0-1	.000	0-1	.000	0-0	.000	0-0	.000	1	1	2	0.8	0	0	0	0	0	1	0	3.0	
HOWARD	11/26/16	8	1-2	.500	1-2	.500	0-0	.000	0-0	.000	0	3	3	1.2	1	2	0	0	0	0	3	3.0	
ARKANSAS-PINE BLUFF	11/29/16	25	3-4	.750	3-3	1.000	2-2	1.000	1	3	4	1.7	0	3	1	0	0	0	11	4.3			
TENNESSEE TECH	12/2/16	19	2-3	.667	2-3	.667	0-0	.000	0-0	.000	0	1	1	1.6	1	0	0	0	1	6	4.6		
at Ohio State	12/04/16	22	0-7	.000	0-4	.000	0-0	.000	0-0	.000	0	2	2	1.6	1	1	0	0	0	0	4.0		
XAVIER	12/11/16	23	2-4	.500	0-2	.000	0-0	.000	0-0	.000	0	3	3	1.8	1	0	2	0	1	4	4.0		
at UCF	01/24/17	2	0-0	.000	0-0	.000	0-0	.000	0-0	.000	0	0	0	1.6	2	0	0	0	0	0	3.6		
TULANE	01/28/17	6	1-3	.333	1-3	.333	0-0	.000	0-0	.000	0	0	0	1.5	1	1	1	0	0	0	3	3.5	
at USF	02/01/17	10	1-2	.500	0-1	.000	0-0	.000	0-0	.000	0	0	0	1.3	2	0	0	0	0	2	3.4		
UConn	02/07/17	14	3-3	1.000	3-3	1.000	0-0	.000	0-0	.000	0	1	1	1.3	0	0	2	1	0	9	3.8		
at Houston	02/11/17	10	1-3	.333	1-2	.500	0-0	.000	0-0	.000	0	2	2	1.4	0	1	0	0	0	0	3	3.8	
at Tulane	2/15/17	3	0-0	.000	0-0	.000	0-0	.000	0-0	.000	0	0	0	1.3	0	0	2	0	0	0	0	3.5	
MEMPHIS	02/18/17	3	0-1	.000	0-1	.000	0-0	.000	0-0	.000	0	0	0	1.2	0	0	0	0	0	0	0	3.3	
at Temple	02/25/17	26	5-7	.714	1-2	.500	2-2	1.000	1	1	1	1.2	0	2	2	2	0	1	13	3.9			
TULSA	02/27/17	16	1-6	.167	0-3	.000	0-0	.000	0-0	.000	1	1	1	1.2	2	0	1	0	2	3.8			
vs Houston	3/30/2017	16	0-7	.000	0-4	.000	0-0	.000	0-0	.000	1	1	2	1.2	4	1	1	0	1	0	3.6		
Totals		1	272	25-75	33-47	.298	4-4	1.000	4	19	23	1.2	17	15	12	1	6	68	3.6				

2017-18 CINCINNATI BEARCATS



#35

I'LIYAH GREEN

FRESHMAN | LOUISVILLE, KY. | MALE

2017-18 Season // Redshirt Freshman: Scored three points vs. Southeastern Louisiana (11/15).

Personal: Daughter of former University of Louisville football All-American Ibn Green ... majoring in psychology.

2016-17 Season // Freshman: Missed season due to injury.

High School: Leading scorer, rebounder, and shot blocker for a Male High School team which reached the Final Four of the Kentucky Class 6A State Tournament ... named All-District 26 and Second Team All-Seventh Region as a junior ... following a fantastic state tournament where the multitalented player just missed a triple double by one block in the tournament Sweet 16, Green was selected to the All-Seventh Region Tournament team ... ranked as a three-star recruit and graded as an 89 by ESPN.



#5

GENESIS PARKER

SOPHOMORE | BRISTOW, VA. | VIRGINIA TECH

Prior to UC: Played in each of Virginia Tech's first five games of 2016-17, averaging 2.0 points per game and scoring a season-best seven points in the season opener against UNC Asheville.

in 2014 and was an All-Metropolitan Player in 2015 ... Named the 2014 Tina Thomas She Got Game Most Valuable Player ... Was the Beast of the East Bracket Most Valuable Player and the Art Turner Memorial Tip Off Showcase Player of the Game.

High School: A four-star recruit, ranked 62nd overall in the class of 2016 and 18th among guards by ESPN HoopGurlz ... Named USA Today Second Team All-Virginia following her senior campaign as well as to the VHSL 1st-team 6A All-State team for the second consecutive season ... Helped team to the North Virginia 6A title in 2014 and was named to the All-Tournament team ... Team was the VHSL State 6A Runner-Up in 2014 ... Was the Region 6A Conference 8 Honorable Mention in 2014 and followed up with Most Valuable Player honors in 2015 ... Earned Washington Post Honorable Mention

Personal: Majoring in bioscience ... Graduated high school cum laude ... Leads bible study for senior citizens.

2017-18 CINCINNATI BEARCATS



#13

BRIANNA LIVINGSTON

FRESHMAN | SCARBOROUGH, ONTARIO | WILFRED LAURIER

2017-18 Season // Freshman: Scored four points vs. Slippery Rock (11/13).

High School: Averaged 25.0 points per game for her prep school ... Recognized on various all-tournament teams, including at the Rose Classic (second all-tournament team and all-star team) and the U.S. Junior Nationals All-Star Team in 2015.

Personal: Majoring in business.



#10

MICHAELA PORTER

FRESHMAN | PITTSBURGH, PA. | OBAMA ACADEMY

2017-18 Season // Freshman: Totaled four points and four rebounds in her collegiate debut at ETSU (11/10) ... Grabbed six rebounds vs. Slippery Rock (11/13) ... Recorded 11 points and five rebounds vs. Miami (OH) (11/18).

High School: Averaged 15.4 ppg, 9.1 rpg, 4.2 stls, 3.2 asts at Obama Academy, scoring more than 1,000 career points ... 2016 Pittsburgh City League Player of the Year and recent inductee into the Pittsburgh City League Junior Hall of Fame ... Named All-City throughout her high school career ... Integral part of four city championship teams ... Won the 2016 AAU adidas Gauntlet National Championship with the Western PA Bruins ... Ranked as a three-star recruit by ESPN.

Personal: Father, Darelle, starred in basketball at Pittsburgh .. Brother, DJ, currently plays basketball at Saint Francis (NY) ... Majoring in pre-pharmacy.

2017-18 CINCINNATI BEARCATS



#40

ANDEIJA PUCKETT

FRESHMAN | GRIFFIN, GA. | GRIFFIN

2017-18 Season // Freshman: Totaled eight points and two assists in six minutes vs. Pittsburgh (11/21).

High School: Averaged 18.0 ppg, 10.0 rpg, 5.0 bpg, 3.0 spg at Griffin High School ... First Team AAAA All-Region selection throughout her high school career ... Named to the Georgia Athletic Coaches Association (GACA) All-State Team ... All-time leading scorer and rebounder in Griffin High School history with more than 1330 points and 790 rebounds ... Selected as the Most Valuable Player of the rising All-Star Game in 2016 and was a Atlanta Journal-Constitution Honorable Mention AAAA All-State selection in 2016 ... Three-star recruit by ESPN, Puckett also rated as a Top-100 recruit nationally by both Peach

State Basketball Report (#68) and Blue Star Basketball (#90) ... Considered Wake Forest and West Virginia.

Personal: Father, Willie, played basketball collegiately at Georgia Southern ... Majoring in exploratory studies with a minor in communication.



#22

IIMAR'I THOMAS

FRESHMAN | OAKLAND, CALIF. | SACRED HEART CATHEDRAL PREP

2017-18 Season // Freshman: Totaled 19 points and eight rebounds in her collegiate debut at ETSU (11/10) ... Tallied 18 points, five rebounds, two assists, and two blocks vs. Slippery Rock (11/13) ... Posted first collegiate double-double with 15 points and 10 rebounds vs. Southeastern Louisiana (11/15) ... Recorded 13 points and seven rebounds vs. Miami (OH) (11/18) ... Totaled 14 points and five rebounds vs. Eastern Kentucky (11/25) ... Posted 12 points and seven rebounds vs. Southeast Missouri (11/30).

High School: Averaged 25.0 ppg & 13.4 rpg as a senior at Sacred Heart Cathedral Prep ... Named West Catholic Athletic League (WCAL) Player of the Year, San Francisco Chronicle Player of the Year, Sportstar Magazine NorCal Player of the Year, and NorCalPreps.com NorCal Player of the Year in 2017

... First Team All-Metro Bay Area selection and a Second Team All-State pick ... Helped lead Sacred Heart to a 2016 California Division III State Championship ... An 1,000-point career scorer at Sacred Heart ... Ranked as a five-star recruit by NorCal Preps and a three-star recruit by ESPN ... Chose UC over Providence.

Personal: Majoring in sport administration ... Entered high school at 12 years old and began college at 16 ... Cousin of former NBA player Rod Higgins ... Fluent in American Sign Language.

2017-18 STATS

OVERALL STATISTICS

RECORD:	OVERALL	HOME	AWAY	NEUTRAL
ALL GAMES	6-3	5-2	1-1	0-0
CONFERENCE	0-0	0-0	0-0	0-0
NON-CONFERENCE	6-3	5-2	1-1	0-0

#	Player	gp-gs	min	avg	Total		3-Point		F-Throw		Rebounds				pf	dq	a	to	blk	stl	pts	avg
					fg-fga	fg%	3fg-fga	3fg%	ft-fa	ft%	off	def	tot	avg								
22	THOMAS, Iimar'i	9-1	201	22.3	39-62	.629	1-4	.250	27-38	.711	18	37	55	6.1	12	0	7	11	7	4	106	11.8
21	JOHNSON, Shanice	9-8	236	26.2	40-92	.435	4-25	.160	21-30	.700	18	42	60	6.7	15	1	30	20	3	32	105	11.7
02	GOINGS, Nikira	9-9	271	30.1	37-90	.411	19-56	.339	10-18	.556	7	22	29	3.2	17	0	14	19	0	8	103	11.4
03	OWENS, Ana	9-9	288	32.0	36-86	.419	15-43	.349	15-16	.938	1	25	26	2.9	18	1	38	24	1	10	102	11.3
04	RIZOR, Angel	9-9	173	19.2	23-39	.590	0-0	.000	12-19	.632	22	21	43	4.8	25	2	9	19	2	4	58	6.4
12	MILLER, Antoinette	9-0	223	24.8	14-41	.341	2-13	.154	12-24	.500	4	22	26	2.9	21	0	20	12	2	8	42	4.7
11	RODGERS, Sam	6-6	98	16.3	8-20	.400	6-12	.500	2-2	1.000	1	6	7	1.2	7	0	5	5	0	2	24	4.0
40	PUCKETT, Andeija	4-0	19	4.8	5-7	.714	0-0	.000	2-3	.667	0	2	2	0.5	4	0	1	5	1	2	12	3.0
10	PORTER, Michaela	9-3	120	13.3	8-24	.333	3-13	.231	7-10	.700	6	24	30	3.3	18	1	6	9	1	2	26	2.9
20	BENHAM, Maya	9-0	50	5.6	7-15	.467	0-2	.000	4-6	.667	1	6	7	0.8	1	0	2	4	3	1	18	2.0
13	LIVINGSTON, Brianna	7-0	46	6.6	6-14	.429	0-0	.000	2-2	1.000	5	5	10	1.4	4	0	3	7	1	2	14	2.0
35	GREEN, I'Liyah	3-0	9	3.0	1-1	1.000	0-0	.000	1-2	.500	0	1	1	0.3	1	0	0	1	1	0	3	1.0
25	WARREN, Chelsea	9-0	66	7.3	2-9	.222	0-0	.000	2-4	.500	7	8	15	1.7	8	0	2	7	0	0	6	0.7
Team											13	16	29					4				
Total.....		9	1800		226-500	.452	50-168	.298	117-174	.672	103	237	340	37.8	151	5	137	147	22	75	619	68.8
Opponents.....		9	1800		184-505	.364	69-219	.315	88-123	.715	98	192	290	32.2	170	-	115	156	30	62	525	58.3

TEAM STATISTICS	CIN	OPP
SCORING	619	525
Points per game	68.8	58.3
Scoring margin	+10.4	-
FIELD GOALS-ATT	226-500	184-505
Field goal pct	.452	.364
3 POINT FG-ATT	50-168	69-219
3-point FG pct	.298	.315
3-pt FG made per game	5.6	7.7
FREE THROWS-ATT	117-174	88-123
Free throw pct	.672	.715
F-Throws made per game	13.0	9.8
REBOUNDS	340	290
Rebounds per game	37.8	32.2
Rebounding margin	+5.6	-
ASSISTS	137	115
Assists per game	15.2	12.8
TURNOVERS	147	156
Turnovers per game	16.3	17.3
Turnover margin	+1.0	-
Assist/turnover ratio	0.9	0.7
STEALS	75	62
Steals per game	8.3	6.9
BLOCKS	22	30
Blocks per game	2.4	3.3
ATTENDANCE	2355	2868
Home games-Avg/Game	7-336	2-1434
Neutral site-Avg/Game	-	0-0

Date	Opponent	Score	Att.
H 11/10/17	at ETSU	L 77-87	1059
11/13/17	SLIPPERY ROCK	W 85-52	0
11/15/17	SOUTHEASTERN LA.	W 82-43	330
11/18/17	MIAMI	W 73-62	500
11/21/17	PITTSBURGH	L 46-66	524
11/25/17	EASTERN KENTUCKY	W 64-53	371
11/27/17	SAINT FRANCIS	L 73-77	300
11/30/17	SOUTHEAST MISSOURI	W 65-52	330
12/03/17	at Old Dominion	W 54-33	1809

* - Conference game

Score by Periods	1st	2nd	3rd	4th	Totals
Cincinnati	164	150	167	138	619
Opponents	120	128	159	118	525

2017-18 STATS

COMPARISON

All games

Opponent	1st	2nd	Score	Mar	Total FG	FG Pct	3-Pointers	3FG Pct	Free Throws	FT Pct	Rebounds	Assist	T/Over	Block	Steal	Fouls
ETSU	44/40	33/47	77-87	(10)	28-55/27-58	.509/.466	4-17/11-31	.235/.355	17-26/22-31	.654/.710	42/26 +16	9/18	25/13	0/2	5/11	28/22
SLIPPERY ROCK	39/29	46/23	85-52	+33	32-66/17-68	.485/.250	8-20/11-36	.400/.306	13-22/7-8	.591/.875	48/39 +9	20/11	15/20	6/2	9/4	12/20
SOUTHEASTERN LA.	44/19	38/24	82-43	+39	30-49/12-57	.612/.211	7-15/5-24	.467/.208	15-24/14-17	.625/.824	42/25 +17	22/7	23/22	4/0	4/8	21/21
MIAMI	31/29	42/33	73-62	+11	22-50/24-48	.440/.500	10-24/7-15	.417/.467	19-24/7-9	.792/.778	27/26 +1	16/17	10/16	1/4	11/3	16/21
PITTSBURGH	17/36	29/30	46-66	(20)	18-56/24-63	.321/.381	1-14/11-29	.071/.379	9-15/7-7	.600/1000	38/39 (1)	10/18	18/16	0/10	10/12	10/16
EASTERN KENTUCKY	34/18	30/35	64-53	+11	25-53/22-55	.472/.400	6-14/6-19	.429/.316	8-14/3-7	.571/.429	28/35 (7)	17/11	9/13	5/4	4/1	14/17
SAINT FRANCIS	35/38	38/39	73-77	(4)	27-66/27-65	.409/.415	4-24/9-32	.167/.281	15-20/14-20	.750/.700	42/41 +1	19/16	18/19	1/3	13/8	19/17
SOUTHEAST MISSOURI	39/24	26/28	65-52	+13	22-54/21-53	.407/.396	5-18/5-15	.278/.333	16-23/5-7	.696/.714	36/34 +2	13/11	12/18	3/3	12/6	10/20
Old Dominion	31/15	23/18	54-33	+21	22-51/10-38	.431/.263	5-22/4-18	.227/.222	5-6/9-17	.833/.529	37/25 +12	11/6	17/19	2/2	7/9	21/16

Note: Game totals are displayed in the format TEAM/OPPONENT for each category

2017-18 STATS

GAME-BY-GAME

ETSU	44/40	33/47	77-87	(10)	28-55/27-58	.509/.466	4-17/11-31	.235/.355	17-26/22-31	.654/.710	42/26	+16	9/18	25/13	0/2	5/11	28/22
SLIPPERY ROCK	39/29	46/23	85-52	+33	32-66/17-68	.485/.250	8-20/11-36	.400/.306	13-22/7-8	.591/.875	48/39	+9	20/11	15/20	6/2	9/4	12/20
SOUTHEASTERN LA.	44/19	38/24	82-43	+39	30-49/12-57	.612/.211	7-15/5-24	.467/.208	15-24/14-17	.625/.824	42/25	+17	22/7	23/22	4/0	4/8	21/21
MIAMI	31/29	42/33	73-62	+11	22-50/24-48	.440/.500	10-24/7-15	.417/.467	19-24/7-9	.792/.778	27/26	+1	16/17	10/16	1/4	11/3	16/21
PITTSBURGH	17/36	29/30	46-66	(20)	18-56/24-63	.321/.381	1-14/11-29	.071/.379	9-15/7-7	.600/1000	38/39	(1)	10/18	18/16	0/10	10/12	10/16
EASTERN KENTUCKY	34/18	30/35	64-53	+11	25-53/22-55	.472/.400	6-14/6-19	.429/.316	8-14/3-7	.571/.429	28/35	(7)	17/11	9/13	5/4	4/1	14/17
SAINT FRANCIS	35/38	38/39	73-77	(4)	27-66/27-65	.409/.415	4-24/9-32	.167/.281	15-20/14-20	.750/.700	42/41	+1	19/16	18/19	1/3	13/8	19/17
SOUTHEAST MISSOURI	39/24	26/28	65-52	+13	22-54/21-53	.407/.396	5-18/5-15	.278/.333	16-23/5-7	.696/.714	36/34	+2	13/11	12/18	3/3	12/6	10/20
Old Dominion	31/15	23/18	54-33	+21	22-51/10-38	.431/.263	5-22/4-18	.227/.222	5-6/9-17	.833/.529	37/25	+12	11/6	17/19	2/2	7/9	21/16

Note: Game totals are displayed in the format TEAM/OPPONENT for each category

2017-18 STATS

POINTS-REBOUNDS-ASSISTS

All games

Opponent	Date	Score		02 GOINGS, NIK	03 OWENS, ANA	04 RIZOR, ANGE	10 PORTER, MIC	11 RODGERS, SA	12 MILLER, ANT	13 LIVINGSTON
at ETSU	11/10/17	77-87	L	11-9-0	13-2-2	2-5-0	4-4-0	3-1-2	6-3-2	0-0-0
SLIPPERY ROCK	11/13/17	85-52	W	24-2-4	15-3-5	6-5-0	1-6-1	3-0-2	2-3-1	4-1-0
SOUTHEASTERN LA.	11/15/17	82-43	W	6-2-5	5-2-5	7-6-0	2-1-3	8-1-0	16-6-4	4-2-0
MIAMI	11/18/17	73-62	W	11-1-1	14-1-6	7-2-0	11-5-1	3-0-0	2-2-2	DNP
PITTSBURGH	11/21/17	46-66	L	9-1-0	0-2-4	8-9-2	3-4-0	DNP	4-5-1	2-2-0
EASTERN KENTUCKY	11/25/17	64-53	W	7-2-1	11-1-3	6-2-1	2-4-1	DNP	2-2-1	2-4-2
SAINT FRANCIS	11/27/17	73-77	L	9-8-1	19-4-4	16-6-2	3-5-0	DNP	1-0-4	2-1-1
SOUTHEAST MISSOURI	11/30/17	65-52	W	10-2-1	10-4-6	4-5-2	0-0-0	0-3-1	9-2-1	0-0-0
at Old Dominion	12/03/17	54-33	W	16-2-1	15-7-3	2-3-2	0-1-0	7-2-0	0-3-4	DNP
Opponent	Date	Score		20 BENHAM, MAY	21 JOHNSON, SH	22 THOMAS, JIM	25 WARREN, CHE	35 GREEN, LI	40 PUCKETT, AN	
at ETSU	11/10/17	77-87	L	0-0-0	19-8-2	19-8-1	0-1-0	DNP	DNP	
SLIPPERY ROCK	11/13/17	85-52	W	2-3-0	9-9-4	18-5-2	0-5-0	0-0-0	1-1-1	
SOUTHEASTERN LA.	11/15/17	82-43	W	5-1-0	5-3-3	15-10-1	3-2-1	3-1-0	3-0-0	
MIAMI	11/18/17	73-62	W	2-0-0	10-6-4	13-7-2	0-2-0	DNP	DNP	
PITTSBURGH	11/21/17	46-66	L	2-1-1	5-5-2	3-5-0	2-0-0	0-0-0	8-1-0	
EASTERN KENTUCKY	11/25/17	64-53	W	5-0-1	15-3-6	14-5-1	0-0-0	DNP	DNP	
SAINT FRANCIS	11/27/17	73-77	L	0-0-0	15-6-6	8-6-0	0-2-1	DNP	DNP	
SOUTHEAST MISSOURI	11/30/17	65-52	W	0-1-0	19-10-2	12-7-0	1-1-0	DNP	DNP	
at Old Dominion	12/03/17	54-33	W	2-1-0	8-10-1	4-2-0	0-2-0	DNP	0-0-0	

2017-18 STATS

GAME HIGHS

Cincinnati Game-by-Game Highs (as of Dec 06, 2017)
All games

Opponent	Date	Score	Points	Rebounds	Assists	Steals	Blocked shots
at ETSU	11/10/17	77-87	19-THOMAS, Iimar'i JOHNSON, Shanice	9-GOINGS, Nikira	2-OWENS, Ana RODGERS, Sam JOHNSON, Shanice MILLER, Antoinette	3-JOHNSON, Shanice	None
SLIPPERY ROCK	11/13/17	85-52	24-GOINGS, Nikira	9-JOHNSON, Shanice	5-OWENS, Ana	5-JOHNSON, Shanice	2-THOMAS, Iimar'i
SOUTHEASTERN LA.	11/15/17	82-43	16-MILLER, Antoinette	10-THOMAS, Iimar'i	5-OWENS, Ana GOINGS, Nikira	1-JOHNSON, Shanice PORTER, Michaela BENHAM, Maya GOINGS, Nikira	1-GREEN, I'Liyah THOMAS, Iimar'i RIZOR, Angel BENHAM, Maya
MIAMI	11/18/17	73-62	14-OWENS, Ana	7-THOMAS, Iimar'i	6-OWENS, Ana	7-JOHNSON, Shanice	1-PORTER, Michaela
PITTSBURGH	11/21/17	46-66	9-GOINGS, Nikira	9-RIZOR, Angel	4-OWENS, Ana	3-JOHNSON, Shanice	None
EASTERN KENTUCKY	11/25/17	64-53	15-JOHNSON, Shanice	5-THOMAS, Iimar'i	6-JOHNSON, Shanice	2-MILLER, Antoinette	2-THOMAS, Iimar'i
SAINT FRANCIS	11/27/17	73-77	19-OWENS, Ana	8-GOINGS, Nikira	6-JOHNSON, Shanice	6-JOHNSON, Shanice	1-JOHNSON, Shanice
SOUTHEAST MISSOURI	11/30/17	65-52	19-JOHNSON, Shanice	10-JOHNSON, Shanice	6-OWENS, Ana	4-JOHNSON, Shanice	1-JOHNSON, Shanice THOMAS, Iimar'i OWENS, Ana
at Old Dominion	12/03/17	54-33	16-GOINGS, Nikira	10-JOHNSON, Shanice	4-MILLER, Antoinette	2-JOHNSON, Shanice	1-THOMAS, Iimar'i MILLER, Antoinette

2017-18 GAME-BY-GAME

BOX SCORES

GAME 1 | NOV. 10, 2017
CINCINNATI 77 | ETSU 87
BROOKS GYM | JOHNSON CITY, TN

Official Basketball Box Score -- Game Totals -- Final Statistics
Cincinnati vs ETSU
11/10/17 7:00 p.m. at Brooks Gym (Johnson City, Tenn.)

Cincinnati 77 • 0-1

#	Player		Total			3-Ptr			Rebounds			PF	TP	A	TO	Blk	Stl	Min
			FG-FGA	FG-FGA	FT-FTA	FG-FGA	FG-FGA	FT-FTA	Off	Def	Tot							
04	RIZOR, Angel	f	1-1	0-0	0-0	2	3	5	4	2	0	5	0	0	1	12		
22	THOMAS, Iimar'i	f	8-12	0-0	3-7	4	4	8	3	19	1	3	0	0	0	28		
02	GOINGS, Nikira	g	4-10	2-6	1-1	1	8	9	4	11	0	4	0	0	0	34		
03	OWENS, Ana	g	4-9	1-4	4-5	0	2	2	5	13	2	3	0	0	0	38		
11	RODGERS, Sam	g	1-3	1-3	0-0	0	1	1	3	3	2	1	0	0	0	20		
10	PORTER, Michaela	g	2-4	0-1	0-0	2	2	4	2	4	0	0	0	0	0	10		
12	MILLER, Antoinette	g	1-2	0-0	4-6	1	2	3	4	6	2	2	0	1	1	17		
13	LIVINGSTON, Brianna	g	0-0	0-0	0-0	0	0	0	0	0	0	0	0	0	0	1		
20	BENHAM, Maya	g	0-0	0-0	0-0	0	0	0	0	0	0	0	0	0	0	1		
21	JOHNSON, Shanice	g	7-12	0-3	5-7	4	4	8	1	19	2	3	0	3	2	29		
25	WARREN, Chelsea	g	0-2	0-0	0-0	1	0	1	2	0	0	2	0	0	0	10		
	Team					0	1	1										
	Totals		28-55	4-17	17-26	15	27	42	28	77	9	25	0	5	200			

1st	FG %:	9-15	60.0%	2nd:	6-11	54.5%	3rd:	1-11	45.5%	4th:	8-18	44.4%	Game:	28-55	50.9%	Deadball	
	3FG %:	1-4	25.0%		2-3	66.7%		1-3	33.3%		0-7	0.0%		4-24	23.5%	Rebounds	
		75.0%			5-6	83.3%		25.0%			5-8	62.5%		13-26			

1st - FG %: 9-15 60.0% 2nd: 6-11 54.5% 3rd: 5-11 45.5% 4th: 8-18 44.4% Game: 28-55 50.9% Deadball
3FG %: 1-4 25.0% 2-3 66.7% 1-3 33.3% 0-7 0.0% 4-17 23.5% Rebounds
FT %: 6-8 75.0% 5-6 83.3% 1-4 25.0% 5-8 62.5% 17-26 65.4% 5

ETSU 87 • 1-0

#	Player		Total			3-Ptr			Rebounds			PF	TP	A	TO	Blk	Stl	Min
			FG-FGA	FG-FGA	FT-FTA	FG-FGA	FG-FGA	FT-FTA	Off	Def	Tot							
05	Raven Dean	f	6-12	3-7	4-4	1	2	3	2	19	2	2	0	0	30			
22	Malloree Schurr	f	0-0	0-0	0-0	1	0	1	2	0	0	0	0	1	9			
23	Brtney Snowden	f	5-5	0-0	0-2	2	4	6	2	10	1	1	0	0	22			
15	Tianna Tarter	g	3-8	1-5	7-8	0	0	0	3	14	11	1	0	0	40			
20	Erica Haynes-Overton	g	4-10	1-2	7-9	1	1	2	3	16	1	4	0	4	28			
10	Jada Craig		1-2	1-2	0-0	0	0	0	0	3	1	0	0	2	10			
24	Anajae Stephney		0-0	0-0	0-0	0	0	0	4	0	0	0	0	1	5			
25	Alayjah Sherer		2-8	0-4	3-4	4	1	5	3	7	0	2	0	2	14			
30	Sadasia Tipps		0-1	0-0	1-2	1	2	3	2	1	0	1	0	0	11			
44	Shy Copney		6-12	5-11	0-2	0	5	5	1	17	2	2	1	1	31			
	Team					0	1	1										
	Totals		27-58	11-31	22-31	10	16	26	22	87	18	13	2	11	200			
1st - FG %: 3-11 27.3% 2nd: 8-16 50.0% 3rd: 10-17 58.8% 4th: 6-14 42.9% Game: 27-58 46.0% Deadball																		
FT %: 1-5 20.0% 6-11 54.5% 4-9 44.4% 4-9 44.4% 22-31 71.0% Rebounds																		
FT %: 3-13 69.2% 2-2 100.0% 4-6 66.7% 7-10 70.0% 22-31 71.0%																		

1st - FG %: 3-11 27.3% 2nd: 8-16 50.0% 3rd: 10-17 58.8% 4th: 6-14 42.9% Game: 27-58 46.6% Deadball
3FG %: 1-6 16.7% 6-11 54.5% 0-5 0.0% 4-9 44.4% 11-31 35.5% Rebounds
FT %: 9-13 69.2% 2-2 100.0% 4-6 66.7% 7-10 70.0% 22-31 71.0% 3

Officials: Lori Jones, Ryan Freeman, Kelly Moyer
Technical fouls: Cincinnati-OWENS, Ana. ETSU-None.
Attendance: 1059
2017-18 Season Opener

Score by periods	1st	2nd	3rd	4th	Total
Cincinnati	25	19	12	21	77
ETSU	16	24	24	23	87

Points	In	Off	2nd	Fast	Bench
CIN	38	19	17	14	29
ETSU	30	23	10	9	28

Last FG - CIN 4th-01:10, ETSU 4th-01:30.
Largest lead - CIN by 13 2nd-08:24, ETSU by 13 3rd-01:37.
CIN led for 18:50. ETSU led for 18:23. Game was tied for 02:24.

Score tied - 4 times.
Lead changed - 4 times.

GAME 2 | NOV. 13, 2017
CINCINNATI 85 | SLIPPERY ROCK 52
CINCINNATI STATE | CINCINNATI, OH

Official Basketball Box Score -- Game Totals -- Final Statistics
Slippery Rock vs Cincinnati
11/13/17 7:00 PM at Cincinnati State Gym (Cincinnati, Ohio)

Slippery Rock 52 • 0-3

#	Player		Total			3-Ptr			Rebounds			PF	TP	A	TO	Bk	Stl	Min		
			FG-FGA	FG-FGA	FT-FTA	FG-FGA	FG-FGA	FT-FTA	Off	Def	Tot									
14	HEINLE, Mallory	f	0-3	0-1	0-0	3	2	5	3	0	0	1	1	0	25					
35	HENDERSON, Morgan	f	2-8	0-2	0-0	2	9	11	2	4	0	3	1	0	22					
01	JOHNSON, Madison	g	1-9	0-5	0-0	0	0	0	1	2	4	4	0	0	24					
05	PATTERSON, Ciara	g	7-19	7-14	3-4	0	1	1	3	24	1	3	0	1	35					
23	HINDERLITER, Brooke	g	5-11	3-6	0-0	2	3	5	3	13	2	4	0	0	26					
02	GIVNER, Aujanee		0-1	0-1	0-0	0	0	0	0	0	0	0	0	1	1					
10	YOUNG, Kaylee		0-1	0-1	0-0	0	0	0	0	0	0	0	0	0	2					
11	PIETROPOLA, Krista		2-7	1-5	0-0	1	2	3	2	5	1	0	0	1	21					
12	FORDHAM, Sierra		0-2	0-0	0-0	1	2	3	0	0	2	3	0	0	14					
10	O'CONNOR, Skyla		0-3	0-1	2-2	1	1	2	3	2	1	1	0	1	13					
20	GIBSON, LeeAnn		0-4	0-0	2-2	1	2	3	3	2	0	1	0	0	17					
Team						5	1	6												
Totals			17-68	11-36	7-8	16	23	39	20	52	11	20	2	4	200					
1st - FG %:			41.4	28.6		2nd: 6-22			27.3%	3rd: 3-14			21.4%	4th: 4-18			22.2%	Game: 17-68	25.0%	Deadball
3FG %:			3.7	42.9%		2nd: 3-8			25.0%	3rd: 3-9			33.3%	4th: 3-12			25.0%	11-36	30.6%	Rebounds
FT %:			2.2	100.0%		2nd: 2-2			100.0%	3rd: 3-4			75.0%	4th: 0-0			0.0%	7-8	87.5%	1,1

1st - FG %: 4-14 28.6% 2nd: 6-22 27.3% 3rd: 3-14 21.4% 4th: 4-18 22.2% Game: 17-68 25.0% Deadball
3FG %: 3-7 42.9% 2-8 25.0% 3-9 33.3% 3-12 25.0% Rebounds
FT %: 3-2 100.0% 2-2 100.0% 3-4 75.0% 0-0 0.0% 7-8 87.5% 1,1

Cincinnati 85 • 1-1

#	Player		Total			3-Ptr			Rebounds			PF	TP	A	TO	Bk	Stl	Min
			FG-FGA	FG-FGA	FT-FTA	FG-FGA	FG-FGA	FT-FTA	Off	Def	Tot							
04	RIZOR, Angel	f	3-7	0-0	0-1	3	2	5	2	6	0	1	0	0	14			
21	JOHNSON, Shanice	f	4-9	0-3	1-2	2	7	9	0	9	4	1	1	5	23			
02	GOINGS, Nikira	g	5-13	6-9	2-2	1	1	2	2	24	4	2	0	2	28			
03	OWENS, Ana	g	8-11	1-5	4-4	0	3	3	1	15	5	2	0	0	31			
10	RODGERS, Sam	g	1-2	1-2	0-0	0	0	0	0	3	2	1	0	1	15			
11	PORTER, Michaela	g	0-2	0-1	1-2	1	5	6	3	1	1	1	0	0	16			
12	MILLER, Antoinette	g	1-3	0-0	0-3	0	3	3	2	2	1	0	0	0	21			
13	LIVINGSTON, Brianna	g	2-4	0-0	0-0	0	1	1	0	4	0	2	1	0	6			
20	BENHAM, Maya	g	1-1	0-0	0-0	1	2	3	0	2	0	2	0	1	0	4		
22	THOMAS, Iimar'i	g	7-10	0-0	4-6	2	3	5	0	18	2	1	2	1	23			
25	WARREN, Chelsea	g	0-2	0-0	0-0	2	3	5	2	0	0	2	0	0	10			
35	GREEN, I'Liyah	g	0-0	0-0	0-0	0	0	0	0	0	0	0	0	0	2			
40	PUCKETT, Andeja	g	0-2	0-0	1-2	0	1	1	0	1	1	2	1	0	7			
	Team					2	3	5										
	Totals		32-66	8-20	13-22	14	34	48	12	85	20	15	6	9	200			
1st - FG: 10-17 58.8% 2nd: 7-16 43.8% 3rd: 8-20 40.0% 4th: 7-13 53.8% Game: 32-66 48.5% Deadball																		
FT: 3-4 75.0% 5-11 45.5% 3-5 60.0% 2-5 40.0% 5-11 45.5%																		
FT St: 0-1 0.0% 2-3 66.7% 4-8 50.0% 7-10 70.0% 13-22 59.1%																		

1st - FG %: 10-17 58.8% 2nd: 7-16 43.8% 3rd: 8-20 40.0% 4th: 7-13 53.8% Game: 32-66 48.5% Deadball
3FG %: 1-6 16.7% 2-4 50.0% 3-5 60.0% 2-5 40.0% Rebounds
FT %: 0-1 0.0% 2-3 66.7% 4-8 50.0% 7-10 70.0% 13-22 59.1% 5,1

Officials: Norma Jones, Linda Miles, Talisa Green
Technical fouls: Slippery Rock-None. Cincinnati-None.
Attendance:

Score by periods	1st	2nd	3rd	4th	Total
Slippery Rock	13	16	12	11	52
Cincinnati	21	18	23	23	85

Points	In	Off	2nd	Fast	Bench
ROCK-W	8	2	34	7	18
CIN	44	30	17	18	28

Last FG - ROCK-W 4th-05:21, CIN 4th-02:18.
Largest lead - ROCK-W by 1 1st-07:25, CIN by 33 4th-01:09.
ROCK-W led for 00:16. CIN led for 39:22. Game was tied for 00:16.

Score tied - 0 times.
Lead changed - 2 times.

GAME 3 | NOV. 15, 2017
CINCINNATI 82 | SOUTHEASTERN LOUISIANA 43
SAINT URSULA ACADEMY | CINCINNATI, OH

Official Basketball Box Score -- Game Totals -- Final Statistics
Southeastern La. vs Cincinnati
11/15/17 7 pm at St. Ursula Academy (Cincinnati, Ohio)

Southeastern La. 43 • 0-3

#	Player		Total			3-Ptr			Rebounds			PF	TP	A	TO	Bk	Stl	Min
			FG-FGA	FG-FGA	FT-FTA	FG-FGA	FG-FGA	FT-FTA	Off	Def	Tot							
00	Williams, Kyla	f	0-7	0-1	0-0	2	0	2	2	0	0	1	0	1	29			
25	Williams, Caitlyn	f	4-8	1-1	2-4	2	5	7	4	11	1	3	0	0	34			
14	Underwood, Taylin	g	1-9	0-3	5-5	1	2	3	0	7	2	4	0	0	23			
24	Morrison, Tyler	g	1-6	0-1	0-0	1	0	1	2	2	2	1	0	2	32			
30	Brailey, Ashalee	g	3-8	3-7	0-0	1	1	2	2	9	2	2	0	2	35			
01	Dawsey, Courtney	g	0-1	0-1	0-0	0	0	0	0	0	0	1	0	0	6			
02	Hall, Tyliana	g	1-1	0-0	4-4	1	1	2	4	4	0	2	0	0	11			
03	Carrier, Morgan	g	0-3	0-3	0-0	0	0	0	2	0	0	4	0	1	7			
05	Dugas, Charlie	g	3-11	1-6	1-2	0	1	3	8	0	1	0	1	1	13			
15	Bush, Lauren	g	0-0	0-0	0-0	0	0	0	0	0	0	0	0	0	3			
23	Scholvin, Jaclyn	g	0-3	0-1	2-2	1	0	1	2	2	0	1	0	1	7			
Totals			12-57	5-24	14-17	12	13	25	21	43	7	22	0	8	200			
1st - FG %			6-15	6.7%	3rd - 4-13	30.8%	4th - 1-14			7.1%	Game: 12-57			21.1%	Deadball			
3FG %			2-4	50.0%	0-4	0.0%	1-7			14.3%	5-24			20.8%	Rebound			
FT %			3-4	75.0%	2-2	100.0%	7-9			77.8%	14-17			82.4%				

2017-18 GAME-BY-GAME

BOX SCORES

GAME 5 | NOV. 21, 2017
CINCINNATI 46 | PITTSBURGH 66
SAINT URSULA ACADEMY | CINCINNATI, OH

Official Basketball Box Score -- Game Totals -- Final Statistics
Pittsburgh vs Cincinnati
11/21/17 7 PM at Saint Ursula Academy (Cincinnati, Ohio)

Pittsburgh 66 • 4-1

#	Player	Total			3-Ptr			Rebounds			PF	TP	A	TO	Blk	Stl	Min.
		FG-FGA	FG-FGA	FT-FTA	FG-FGA	FG-FGA	FT-FTA	Off	Def	Tot							
01	Danielle Garven	f	4-9	0-0	0-0			4	5	4	8	0	0	2	1	16	
12	Yacine Diop	f	5-13	1-3	6-6			5	1	6	0	17	3	2	3	2	28
32	Kalista Walters	c	2-3	0-0	1-1			1	2	3	4	5	1	0	2	1	17
03	Jasmine Whitney	g	3-6	1-2	0-0			0	6	6	2	7	8	4	0	2	31
23	Alayna Gribble	g	3-7	3-7	0-0			1	2	3	1	9	2	2	0	1	19
05	Kauli Bradley		1-2	0-1	0-0			0	6	6	2	2	2	2	1	3	22
10	Cassidy Walsh		3-7	3-7	0-0			0	1	1	1	9	0	2	0	0	22
11	Cara Judkins		0-1	0-0	0-0			0	0	0	0	0	0	0	0	1	4
13	Kyla Nelson		1-9	1-4	0-0			2	2	4	1	3	2	2	0	1	16
20	Pika Rodriguez		2-4	2-4	0-0			0	2	2	1	6	0	0	0	0	10
22	Jaala Henry		0-1	0-0	0-0			0	0	0	0	0	0	0	2	0	13
44	Magatte Sall		0-1	0-1	0-0			0	0	0	0	0	1	0	0	0	2
	Team							1	2	3			1				
Totals			24-63	11-29	7-7			11	28	39	16	66	18	16	10	12	200
1st - FG %:		4-17	23.5%	2nd: 9-15	60.0%	3rd: 8-20	40.0%	4th: 3-11	27.3%	Game: 24-63	38.1%						
3FG %:		1-5	20.0%	7-9	77.8%	1-7	14.3%	2-8	25.0%	11-29	37.9%						
FT %:		2-2	100.0%	0-0	0.0%	1-1	100.0%	4-4	100.0%	7-7	100.0%						

Cincinnati 46 • 3-2

#	Player	Total			3-Ptr			Rebounds			PF	TP	A	TO	Blk	Stl	Min.
		FG-FGA	FG-FGA	FT-FTA	FG-FGA	FG-FGA	FT-FTA	Off	Def	Tot							
04	RIZOR, Angel	f	2-6	0-0	1-1			5	4	9	2	8	2	1	0	0	22
21	JOHNSON, Shanice	f	1-2	0-1	1-1			1	4	5	1	5	2	5	0	3	22
02	GOINGS, Nikira	g	4-8	1-4	0-0			0	1	1	0	9	0	4	0	0	30
03	OWENS, Ana	g	0-7	0-3	0-0			0	2	2	2	0	4	3	0	2	29
10	PORTER, Michaela	g	1-4	0-3	1-2			0	4	4	2	3	0	0	0	1	22
12	MILLER, Antoinette		2-4	0-2	0-0			1	4	5	0	4	1	0	0	0	28
13	LIVINGSTON, Brianna		0-4	0-0	2-2			1	1	2	0	2	0	0	0	1	5
20	BENHAM, Maya		1-3	0-1	0-0			0	1	1	0	2	1	0	0	0	9
22	THOMAS, limar'i		1-4	0-0	1-2			1	4	5	1	3	0	3	0	1	19
25	WARREN, Chelsea		1-1	0-0	0-0			0	0	0	0	2	0	1	0	0	6
30	GREEN, I'Liyah		0-0	0-0	0-0			0	0	0	0	0	0	0	0	0	2
40	PUCKETT, Andeija		4-4	0-0	0-0			0	1	1	2	8	0	1	0	2	6
	Team							2	1	3							
Totals			18-56	1-14	9-15			11	27	38	10	46	10	18	0	10	200
1st - FG %:		4-15	26.7%	2nd: 3-12	25.0%	3rd: 4-16	25.0%	4th: 3-11	27.3%	Game: 18-56	32.1%						
3FG %:		0-2	0.0%	0-5	0.0%	1-5	20.0%	0-2	0.0%	1-14	7.1%						
FT %:		3-4	75.0%	0-0	0.0%	3-7	42.9%	3-4	75.0%	9-15	60.0%						

Officials: Bryan Brunette, Bruce Morris, Shannon Feck
 Technical fouls: Pittsburgh-None. Cincinnati-None.
 Attendance: 524

Score by periods	1st	2nd	3rd	4th	Total
Pittsburgh	11	25	18	12	66
Cincinnati	11	6	12	17	46

Last FG - UP 4th-02:48, CIN 4th-00:09.
 Largest lead - UP by 30 4th-05:16, CIN by 2 1st-00:47.
 UP led for 33:20. CIN led for 00:42. Game was tied for 05:58.

Points	In	Off	2nd	Fast	Bench
UP	16	23	8	Break	20
CIN	32	11	5	7	10

Score tied - 3 times.
 Lead changed - 2 times.

GAME 6 | NOV. 25, 2017
CINCINNATI 64 | EASTERN KENTUCKY 53
SAINT URSULA ACADEMY | CINCINNATI, OH

Official Basketball Box Score -- Game Totals -- Final Statistics
Eastern Kentucky vs Cincinnati
11/25/17 2 PM at Saint Ursula Academy (Cincinnati, Ohio)

Eastern Kentucky 53 • 2-3

#	Player	Total			3-Ptr			Rebounds			PF	TP	A	TO	Blk	Stl	Min.
		FG-FGA	FG-FGA	FT-FTA	FG-FGA	FG-FGA	FT-FTA	Off	Def	Tot							
21	PIERCE, Madison	f	1-2	0-0	0-0			0	3	3	2	2	2	1	2	0	28
44	WRIGHT, Abby	f	2-8	1-2	0-0			0	2	2	5	5	1	0	0	0	22
03	HAYES, A'Queen	g	4-10	0-3	2-6			3	1	4	3	10	3	1	0	1	40
14	SOLOMON, Shay		7-14	0-1	0-0			3	9	12	2	14	2	4	1	0	37
15	BASS, Bria	g	8-16	5-11	1-1			0	1	1	3	22	2	3	0	0	36
05	ROSARIO, Emely		0-0	0-0	0			0	0	0	0	0	0	0	0	0	4
12	MARTIN, J'lyn		0-2	0-0	0			1	0	1	0	0	0	0	0	0	3
06	RICHARDSON, Ericka		0-0	0-0	0			0	0	0	0	0	0	0	0	0	1
25	SMITH, Joya		0-2	0-0	0-0			1	3	4	1	0	1	1	0	0	17
42	GRICE, Brittany		0-1	0-0	0-0			1	1	2	1	0	0	0	1	0	12
	Team							3	3	6							
Totals			22-55	6-19	3-7			12	23	35	17	53	11	13	4	1	200
1st - FG %:		5-15	33.3%	2nd: 2-13	15.4%	3rd: 9-15	60.0%	4th: 6-12	50.0%	Game: 22-55	40.0%						
3FG %:		1-6	16.7%	4-6	66.7%	1-3	33.3%	6-19	31.6%	3-7	42.9%						
FT %:		2-3	66.7%	0-0	0.0%	0-0	0.0%	1-4	25.0%								

Cincinnati 64 • 4-2

#	Player	Total			3-Ptr			Rebounds			PF	TP	A	TO	Blk	Stl	Min.
		FG-FGA	FG-FGA	FT-FTA	FG-FGA	FG-FGA	FT-FTA	Off	Def	Tot							
04	RIZOR, Angel	f	3-5	0-0	0-0			1	1	2	2	6	1	4	1	0	18
21	JOHNSON, Shanice	f	6-12	2-3	1-3			0	3	3	0	15	6	1	0	1	28
02	GOINGS, Nikira	g	2-6	2-6	1-2			0	2	2	0	7	1	1	0	0	27
03	OWENS, Ana	g	5-10	1-4	0-0			0	1	1	3	11	3	1	0	1	27
10	PORTER, Michaela	g	0-0	0-0	2-2			0	4	4	3	2	1	0	0	0	17
12	MILLER, Antoinette		1-3	0-0	0-2			0	2	2	3	2	1	0	1	2	32
13	LIVINGSTON, Brianna		1-3	0-0	0-0			3	1	4	1	2	2	0	0	0	11
20	BENHAM, Maya		1-2	0-0	3-3			0	0	0	1	5	1	0	1	0	9
22	THOMAS, limar'i		6-11	1-1	1-2			2	3	5	1	14	1	1	2	0	26
25	WARREN, Chelsea		0-1	0-0	0-0			0	0	0	0	0	0	0	0	0	5
	Team							2	3	5							
Totals			25-53	6-14	8-14			8	20	28	14	64	17	9	5	4	200
1st - FG %:		5-11	45.5%	2nd: 8-14	57.1%	3rd: 7-15	46.7%	4th: 5-13	38.5%	Game: 25-53	47.2%						
3FG %:		1-2	50.0%	4-6	66.7%	0-1	0.0%	5-7	71.4%	6-14	42.9%						
FT %:		2-6	40.0%	1-2	50.0%	0-0	0.0%										

Officials: Albert Titus, Timothy Greene, Natasha Camy
 Technical fouls: Eastern Kentucky-None. Cincinnati-None.
 Attendance: 371

Score by periods	1st	2nd	3rd	4th	Total
Eastern Kentucky	13	5	21	14	53
Cincinnati	13	21	15	15	64

Last FG - ECU 4th-01:06, CIN 4th-01:22.
 Largest lead - ECU by 3 2nd-09:28, CIN by 18 3rd-09:49.
 ECU led for 01:59. CIN led for 34:31. Game was tied for 02:58.

Score tied - 4 times.
 Lead changed - 2 times.

GAME 7 | NOV. 27, 2017
CINCINNATI 73 | SAINT FRANCIS 77
CINCINNATI STATE | CINCINNATI, OH

Official Basketball Box Score -- Game Totals -- Final Statistics
Saint Francis vs Cincinnati
11/27/17 7 PM at Cincinnati State Gym (Cincinnati, Ohio)

Saint Francis 77 • 3-2

#	Player	Total			3-Ptr			Rebounds			PF	TP	A	TO	Blk	Stl	Min
		FG-FGA	FG-FGA	FT-FTA	FG-FGA	FG-FGA	FT-FTA	Off	Def	Tot							
10	MORROW, Leah	f	0-3	0-1	3-4			2	1	3	3	1	2	0	1	27	
04	DULING, Kyasia	f	0-1	0-1	0-0			1	2	3	3	0	1	2	0	17	
04	HARRISON, Ace	f	10-16	3-6	1-3			5	5	10	3	24	2	1	1	2	33
02	KROLL, Caitlyn	f	4-13	0-5	1-2			1	2	3	0	9	3	4	0	1	28
23	KOVATCH, Jessica	g	10-21	5-13	8-9			0	3	3	1	33	2	0	3	3	33
15	WYNN, Maya		0-5	0-4	0-0			1	0	1	1	0	1	1	0	0	13
32	ZEETHA, Courtney		3-5	1-1	1-2			2	7	9	4	8	3	2	0	2	25
33	SMITH, Cydney		0-0	0-0	0-0			1	0	1	0	0	1	1	0	0	4
51	THOMAS, Haley		0-1	0-1	0-0			2	2	4	2	0	3	3	0	1	20
	Team							2	2	4							
Totals			27-65	9-32	14-20			17	24	41	17	77	16	19	3	8	200
1st - FG %: 7-13		53.8%	2nd: 7-18	38.9%	3rd: 5-20	25.0%	4th: 8-14	57.1%	Game: 27-65			41.5%	Deadball				
3FG %: 4-12		50.0%	2nd: 2-8	25.0%	3rd: 2-11	18.2%	4th: 1-4	25.0%	Game: 9-32			28.1%	Rebounds				
50.0% FT %: 4-5		80.0%	2nd: 3-4	75.0%	3rd: 4-5	80.0%	4th: 6-9	66.7%	Game: 19-20			70.0%					

2017-18 GAME-BY-GAME

BOX SCORES

GAME 9 | DEC. 3, 2017
CINCINNATI 54 | OLD DOMINION 33
TED CONSTANT CENTER | NORFOLK, VA



Official Basketball Box Score -- Game Totals -- Final Statistics
Cincinnati vs Old Dominion
12/03/17 2:07 at Norfolk, Va. (Ted Constant Center)



Cincinnati 54 • 6-3

#	Player		Total			3-Ptr			Rebounds			PF	TP	A	TO	Blk	Stl	Min
			FG-FGA	FG-FGA	FT-FTA	FG-FGA	FG-FGA	FT-FTA	Off	Def	Tot							
04	RIZOR, Angel	f	1-1	0-0	0-1	2	1	3	5	2	2	1	0	1	20			
21	JOHNSON, Shanice	f	4-7	0-1	0-0	4	6	10	3	8	1	4	0	2	29			
02	GOINGS, Nikira	g	7-18	2-10	0-0	1	1	2	3	16	1	0	0	1	31			
03	OWENS, Ana	g	5-12	2-6	3-3	1	6	7	1	15	3	4	0	1	33			
11	RODGERS, Sam	g	3-6	1-3	0-0	0	2	2	1	7	0	1	0	1	30			
10	PORTER, Michaela		0-0	0-0	0-0	0	1	1	0	0	0	0	0	0	5			
12	MILLER, Antoinette		0-4	0-1	0-0	1	2	3	2	0	4	3	1	1	22			
20	BENHAM, Maya		1-1	0-0	0-0	0	1	1	0	2	0	1	0	0	0			
22	THOMAS, Iimar1		1-2	0-1	2-2	1	1	2	3	4	0	0	1	0	20			
25	WARREN, Chelsea		0-0	0-0	0-0	0	2	2	2	0	0	1	0	0	8			
40	PUCKETT, Andeja		0-0	0-0	0-0	0	0	0	1	0	0	1	0	0	2			
	Team					3	1	4										
	Totals		22-51	5-22	5-6	13	24	37	21	54	11	17	2	7	200			
1st - FG %: 7-15 46.7% 2nd: 5-11 45.5% 3rd: 5-14 35.7% 4th: 5-11 45.5% Game: 22-51 43.1% Deadball																		
3FG %: 0-4 0.0% 3FG %: 3-7 42.9% 3FG %: 1-5 16.7% 3FG %: 1-5 20.0% 3FG %: 5-22 22.7% Rebounds																		
FT %: 2-2 100.0% FT %: 2-2 100.0% FT %: 1-2 50.0% FT %: 0-0 0.0% FT %: 5-6 83.3% Rebounds																		

Old Dominion 33 • 1-7

#	Player		Total			3-Ptr			Rebounds			PF	TP	A	TO	Blk	Stl	Min
			FG-FGA	FG-FGA	FT-FTA	FG-FGA	FG-FGA	FT-FTA	Off	Def	Tot							
04	MUNOZ, Jessica	f	0-4	0-0	0-0	1	1	2	3	0	0	1	0	0	25			
34	OIGBOKIE, Odegua	f	2-2	0-0	3-5	2	3	5	2	7	0	1	1	0	34			
02	TIMMONS, MaKayla	g	3-6	2-4	3-6	0	2	2	2	11	3	3	0	2	37			
05	MORRIS, Victoria	g	3-10	2-7	2-2	0	3	3	1	10	1	3	1	0	30			
30	JACKSON, Ashley	g	0-2	0-0	0-0	0	1	1	3	0	0	1	0	1	22			
00	LOFTUS, Kelly		0-8	0-6	0-0	0	0	0	0	0	0	0	0	2	18			
11	EDWARDS, Taylor		2-6	0-1	1-4	1	2	3	4	5	2	6	0	4	22			
14	CARTER, Dejah		0-0	0-0	0-0	0	0	0	0	0	0	0	0	0	4			
24	BREW, Carley		0-0	0-0	0-0	1	2	3	1	0	0	0	0	0	7			
32	HARDEN, Lovie		0-0	0-0	0-0	0	0	0	0	0	0	0	0	0	1			
	Team					3	3	6										
	Totals		10-38	4-18	9-17	8	17	25	16	33	6	19	2	9	200			
1st - FG %: 1-11 9.1% 2nd: 4-9 44.4% 3rd: 4-10 40.0% 4th: 1-8 12.5% Game: 10-38 26.3% Deadball																		
3FG %: 1-4 25.0% 3FG %: 2-4 50.0% 3FG %: 1-7 14.3% 3FG %: 0-3 0.0% 3FG %: 4-18 22.2% Rebounds																		
FT %: 0-0 0.0% FT %: 2-5 40.0% FT %: 5-8 62.5% FT %: 2-4 50.0% FT %: 9-17 52.9% Rebounds																		

Officials: Marcus Smith, Josh Howell, Tammy Holman
Technical fouls: Cincinnati-None. Old Dominion-None.
Attendance: 1809

Score by periods	1st	2nd	3rd	4th	Total
Cincinnati	16	15	12	11	54
Old Dominion	3	12	14	4	33

	In	Off	2nd	Fast	
Points	Paint	T/O	Chance	Break	Bench
CIN	20	21	15	6	6
ODU	10	14	3	2	5

Last FG - CIN 4th-00:21, ODU 4th-01:43.
Largest lead - CIN by 23 3rd-07:59, ODU by 3 1st-07:59.
CIN led for 35:28. ODU led for 02:31. Game was tied for 02:01.

Score tied - 0 times.
Lead changed - 1 time.