

GAME  
7

CINCINNATI

CINCINNATI BEARCATS

4-2 • 2-1 BIG 12



ARIZONA STATE SUN DEVILS

5-1 • 2-1 BIG 12



ARIZONA STATE

SATURDAY, OCTOBER 19, 2024 • 12 PM ET • HISTORIC NIPPERT STADIUM • CINCINNATI, OHIO

# THE STRONG SHALL REIGN

## 2024 SCHEDULE

DATE	OPPONENT (TV)	RESULT/TIME (ET)
AUG. 31	TOWSON (ESPN+)	W, 38-20
SEPT. 7	PITTSBURGH (ESPN/2)	L, 27-28
Sept. 14	at Miami (Ohio) (ESPNU)	W, 27-16
SEPT. 21	HOUSTON* (FS1)	W, 34-0
Sept. 28	at Texas Tech* (ESPN2)	L, 41-44
Oct. 12	at UCF* (ESPN2)	W, 19-13
OCT. 19	ARIZONA STATE* (ESPN+)	12 p.m.
Oct. 26	at Colorado* (ESPN)	10:15 p.m. ET
NOV. 9	WEST VIRGINIA*	TBD
Nov. 16	at Iowa State*	TBD
Nov. 23	at Kansas State*	TBD
NOV. 30	TCU*	TBD

All times ET. Home in **BOLD CAPS**, played at Nippert Stadium

\* - Big 12 Conference game.

## ON THE AIR

**TV:** ESPN+

Play-by-Play.....Shawn Kenney  
Analyst.....Max Starks  
Sideline.....Shane Sparks

**RADIO:** BEARCATS SPORTS NETWORK

Play-by-Play.....Dan Hoard  
Analyst.....Jim Kelly Jr.  
Sideline.....Tony Pike  
Host/Engineer.....Mo Egger  
Local: 700 WLW

Satellite: SiriusXM 139 or 198, and on the SiriusXM App

App: iHeart Radio App and The Varsity Network: "Search Cincinnati"

**LIVE STATS:** Cincinnati.StatBroadcast.com

## TABLE OF CONTENTS

Quick Hits.....	1
Media Information.....	2
Matchup Information.....	3
Big 12 Conference Standings/POTW/Results.....	4
Game Notes.....	5-11
Nippert Stadium/Indoor Practice Facility.....	12-13
Rosters.....	14-15
Depth Chart/Pronunciations.....	16
Head Coach Scott Satterfield.....	17-18
Assistant Coaches/Support Staff.....	19
Player Capsules.....	20-30
Starter Information.....	31
2024 Game Capsules.....	32-33
Last Time It Happened.....	34
Single-Game Records.....	35
2024 Statistics.....	36-47
Scoring Drives/Long Plays.....	49
Record Book.....	50-60



## CINCINNATI BEARCATS

**Head Coach** Scott Satterfield

**Record at Cincinnati** 7-11 (.389, 2nd Year)

**Overall Record** 83-59 (.585, 12th Year)



## ARIZONA STATE SUN DEVILS

**Head Coach** Kenny Dillingham

**Record at School** 8-10 (.444, 2nd Year)

**Overall Record** 8-10 (.444, 2nd Year)

## GAME INFORMATION

**Facility** Historic Nippert Stadium

**Capacity** 38,007

**TV** ESPN+

**Radio** 700 WLW | SiriusXM 139 or 198, and on the SiriusXM App

**Series Record** UC leads 2-0

**at Cincinnati** 0-0

**Last Meeting** UC won 14-0 at ASU in 1976

**Series Streak** UC has won two straight

## CINCINNATI WELCOMES ARIZONA STATE FOR HOMECOMING CLASH

- Cincinnati welcomes Arizona State for a Homecoming clash at Historic Nippert Stadium on Saturday at 12 p.m.
- The Bearcats are coming off a hard-fought 19-13 victory at UCF in which linebackers Jake Golday (2.5 TFLs) and Jared Bartlett (1.5 sacks) and safety Antwan Peek Jr. (9 tackles, 2 FF) led the way on defense.
- Quarterback Brendan Sorsby shook off two first-half interceptions to go 12 of 13 in the second half and finish with 241 passing yards and a fourth-quarter TD toss to WR Tony Johnson as UC stopped a two-game losing streak to the Knights and evened the all-time series to 5-5. Golday collected Big 12 Newcomer of the Week accolades for his performance.

## UC AND ASU BOTH BOUNCING BACK

- Cincinnati and Arizona State both finished 3-9 under first-year head coaches in 2023, and both are bouncing back.
- Prior to the start of the season, UC was picked to finish 14th in the preseason media poll and Arizona State was picked 16th.
- The Sun Devils are 5-1 and coming off an emotional 27-19 victory over then-No. 16 Utah on Friday night in Tempe, Ariz.
- RB Cam Skattebo ranks third in the nation with 170.5 all-purpose ypg, while former Bearcats Metayer (two TDs) and DL Justin Wodtly are on the two-deep. UC had 47 scholarship newcomers join the team this fall. ASU has 46.
- The Sun Devils average 211 rushing yards per game and are +5 in turnover margin. Both teams' only Big 12 loss is to Texas Tech.

## HOMECOMING & HISTORY

- 2024 marks the 100th anniversary of the dedication of James Gamble Nippert Memorial Stadium. (See page 12 for more).
- The Bearcats hold an all-time record of **359-198-13 (.641) at Nippert Stadium**, dating back to its dedication on Nov. 8, 1924.
- The Homecoming parade will begin at 8 a.m. on Clifton Ave. on UC's campus.
- The Bearcats host the Sun Devils for their 98th all-time Homecoming game. UC holds a 61-32-4 all-time record on Homecoming.
- Cincinnati is 19-5 in Homecoming games since 2000 with last year's 30-10 loss to Iowa State serving as UC's first HOCO defeat since 2017. Current ASU TE Chamon Metayer scored a touchdown for the Bearcats in the Homecoming game last fall.
- In 2021, UC defeated Tulsa, 28-20, with a last-minute goal-line stand on Homecoming. The day also featured ESPN College GameDay's first-ever visit to Cincinnati.
- Cincinnati's first homecoming game came on Nov. 14, 1925 - a 13-2 loss to Ohio University.
- The Bearcats and Sun Devils will meet for a third time with UC picking up road victories in 1954 and 1976. The 1954 win (34-7) was the final victory for legendary head coach Sid Gillman, capping a 16-game win streak from 1953-54. UC started the 1954 season 8-0 before losing the final two games. Gillman then left to coach the Los Angeles Rams. UC won 14-0 in 1976 during a 9-2 campaign. 2024 James P. Kelly UC Hall of Famer Mike Woods was the star of the 1976 team, earning Team MVP honors.

## BEARCATS BUILDING A RESUME

- The Bearcats are 4-2 with the losses coming by four total points to teams with a combined 11-1 record.
- Cincinnati has the nation's 13th-most efficient offense according to ESPN's Football Power Index.
- ESPN's FPI rates Cincinnati as the 39th-best team in the country and gives the Bearcats an 84% chance of reaching six wins.
- Cincinnati ranks second in the Big 12 and 23rd nationally in total offense (460.5) and keeps opposing defenses on the field longer than most, ranking second in the conference in time of possession (32:32).
- UC has produced 13 plays of at least 40 yards and 19 plays of at least 30 yards, ranking fourth and 12th in the nation, respectively.
- The Bearcats have thrived with their backs against the wall with a perfect 6-for-6 fourth down conversion rate. They're one of two FBS schools to be perfect on fourth downs this year, the other being Minnesota (7-for-7).

## SORSBY LEADS UNDER CENTER

- Sorsby has proven to be one of the nation's top quarterbacks through six games in 2024, passing for 1,722 yards and 13 touchdowns with just three interceptions. He is completing 66.2% of his pass attempts and his 156.5 efficiency rating ranks fourth in the Big 12. His QBR of 79.5 ranks No. 3 in the conference and 20th in the nation. His PFF grade (84.0) ranks third in the Big 12.
- Sorsby was electric at Texas Tech, posting career highs in total offense (478), passing yards (426), completions (31), and passing touchdowns (4). His 478 yards of total offense are the most by a Big 12 quarterback this season.
- Twice he has been named the Big 12 Newcomer of the Week - following Week 1 and Week 5.
- Prior to his prolific Texas Tech performance, Sorsby was dominant in a 34-0 win over Houston on Sept. 21. After missing on his first attempt of the game, Sorsby completed 12 straight passes. He finished 12-of-15 for 188 yards with three total TDs.

## AN ELITE PROGRAM BY THE NUMBERS

- Cincinnati, which started playing football in 1885, is in its 137th season and owns an all-time record of 666-610-50 (.521).
- Saturday's game against Arizona State will mark the 1,326th football game for Cincinnati.
- UC is 60-22 (.732) since the start of the 2018 season, which ranks among the Top 15 best FBS records during the stretch.
- Recent NFL stars with Cincinnati degrees include: Jason and Travis Kelce, Sauce Gardner, Jerome Ford and Alec Pierce.

## GET CONNECTED:

GoBears  
GoBearsFootballGoBears  
GoBearsFB / CoachSattUCGoBears  
GoBearsFB

The University of Cincinnati Athletics Communications and Strategic Brand Engagement Office is ready to assist you in to make the experience of covering UC Athletics productive and rewarding.

**Richard E. Lindner Center • Suite 860**  
**2751 O'Varsity Way • Cincinnati, OH 45221-0021**

SID Phone ..... 513-556-5191  
Press Box Phone ..... 513-556-1010  
Website ..... GoBEARCATS.com

Zach Stipe (Football SID)..... Associate AD/Comms. & SBE  
865-244-6119..... stipezd@ucmail.uc.edu  
Chris Cullum (Secondary) ..... Director, SBE  
630-220-4147..... cullumcm@ucmail.uc.edu  
David Cohen..... Director, SBE  
513-556-9845..... cohend3@ucmail.uc.edu  
Maddie Reidenbach (Credentials)..... Assistant, SBE  
330-340-3286..... reidenmk@ucmail.uc.edu

## ON THE WEB

Information on the University of Cincinnati football team is available at [www.GoBEARCATS.com](http://www.GoBEARCATS.com). To receive the UC updates via email, please send a request to Zach Stipe ([stipezd@ucmail.uc.edu](mailto:stipezd@ucmail.uc.edu)), Chris Cullum ([cullumcm@ucmail.uc.edu](mailto:cullumcm@ucmail.uc.edu)) or David Cohen ([cohend3@ucmail.uc.edu](mailto:cohend3@ucmail.uc.edu)).

## PRACTICES

During a typical Saturday game week, media may interview players and coaches immediately following practice on Tuesday. Practice is generally closed to the public. Anyone hoping to observe practice should contact UC Athletics Communications in advance. Failure to do so may result in an individual's removal from the venue. During regular-season practices, unless otherwise noted, still and television photographers will be allowed to shoot stretching and select periods.

## PRESS BOX SERVICES

All media members will be provided with access to game notes via GoBEARCATS.com. At the quarter breaks and halftime, quickie stats and drive charts will be printed and distributed via email. Following the game, a complete post-game statistics package will be distributed via email and will contain a scoring summary, final team statistics, final individual statistics, complete play-by-play, drive charts for both halves, halftime statistics, defensive statistics, substitution chart, postgame quotes from both head coaches and players and postgame notes.

## LIVE STATS

Live in-game statistics will be available via StatBroadcast.

## INTERNET

Wireless Internet is available in the press box at Nippert Stadium. Members of the Athletics Communications staff will be available to assist you. There is no access fee.

## WEEKLY MEDIA AVAILABILITY

Head Coach Scott Satterfield will be available to the media every Tuesday at noon ET during the season with the exception of UC's bye weeks. The press conference is streamed live on ESPN+ and @GoBears on Twitter. Players will be made available at the discretion of the coaching staff.

## MEDIA CREDENTIALS

Requests for official working media credentials should be directed to the UC Sports Communications Office. All requests should be received no later than noon, four days prior to the game. Visit the football page at GoBEARCATS.com to request credentials online.

Season credentials will be available for pickup prior to the first game. Credentials may be picked up on gameday at the media will call located at the TUC.

On gameday, media should park in Clifton Court Garage and enter Nippert Stadium through Gate J.

Please contact Zach Stipe or Maddie Reidenbach for any UC Football credential needs.

## SCOUTING PASSES

Professional scouts may obtain credentials through UC's Athletics Communications Office. Scouts will be issued seating in the press box on a space-available basis.

## SIDELINE PASSES

The University of Cincinnati follows NCAA guidelines regarding media representatives on the sidelines. Photographers and videographers are permitted to shoot between the 25-yard lines and the goal lines on both sidelines and behind the restraining line in the end zone.

## SCOTT SATTERFIELD RADIO SHOW

The hour-long program with Coach Satterfield, Dan Hoard and Jim Kelly Jr. will air weekly from 8-9 p.m. ET on WCKY and 700 WLW AM this season. Fans can listen online at [iheart.com](http://iheart.com) and through 700 WLW's iHeartRadio app. For those who can't catch the program live, a podcast of the weekly program will be made available free of charge on 700WLW.com.

## MOBILE APP

The Cincinnati Bearcats app for iPhone, iPad and Android devices offers fans a wide variety of information on the Bearcats — home and away. The free app is available in the App Store and Google Play.

## 2024 QUICK FACTS

## GENERAL INFORMATION

Location: Cincinnati, Ohio 45221  
Founded: 1819  
Enrollment: 52,000+ (Fall 2024)  
Conference: Big 12  
Nickname: Bearcats  
Colors: Red (PMS 186) and Black  
Home Field: Nippert Stadium  
Surface/Capacity: Motz 24/7 Field System/38,088  
President: Neville G. Pinto, PhD  
Director of Athletics: John Cunningham  
Faculty Representative: Brian Hatch, PhD

## HISTORY

First Year of Football: 1885  
All-Time Record: 666-610-50  
All-Time Bowl Record: 10-12  
Last Bowl: 2022 Wasabi Fenway Bowl  
Last Bowl Opponent: Louisville (L, 7-24)

## 2024 TEAM INFORMATION

Basic Offense: Multiple  
Basic Defense: Multiple  
Letterwinners Returning/Lost: 32/32  
Starters Returning/Lost: 14/10  
O | D | T: 7/4 | 5/6 | 2/1

## 2023 INFORMATION

Overall Record: 3-9  
Home/Road/Neutral: 1-6-2-3-0-0  
Big 12 Record: 1-8  
Final Ranking: NR

## COACHING STAFF

Head Coach: Scott Satterfield  
Alma Mater: Appalachian State '96  
Record at UC/Years: 6-11/2  
Career Record/Years: 83-59/12  
Twitter: @CoachSattUC  
Best time to reach coach: Contact SID

Defensive Coordinator/Safeties: Tyson Veidt  
Offensive Coordinator/WR: Brad Glenn  
Special Teams Coordinator/CB: Kerry Coombs  
Co-Defensive Coordinator/Stars: Nate Fuqua  
Assistant Coaches: Cortney Braswell (LB), Nic Cardwell (OL), Walter Stewart (DL), Sean Dawkins (RB), Josh Stepp (TE), Pete Thomas (QB), Curtis Fitch (Asst. TE), Wes Fleming (Asst. DB), Tim Conner (Asst. ST), Eric Finney (Asst. DB), Jacob Brandon (Asst. LB), Vijay Stingley (Asst. WR), Seth Price (Asst. OL)  
Defensive GAs: Theo Lemon, Grant Gourley  
Offensive GAs: Chris Canada, Roger Carter  
Chief Of Staff: Brad Wittke  
Special Assistant to the Head Coach: Luke Mullett  
Senior Advisor to the Head Coach: Roborn Nunn

**collegepressbox**  
SINCE 2005 EVERYTHING BUT THE PREGAME MEAL

collegepressbox is the official media website for Division I football. Access and download game notes, quotes, statistics, media guides, headshots, logos and more for all FBS schools, conferences, postseason games, awards and the College Football Playoff. For access, please register for an account at [collegepressbox.com/register](http://collegepressbox.com/register).

OPPONENT INFORMATION

**HEAD COACH:** Kenny Dillingham  
**RECORD AT ASU:** 8-10 (2nd Year)  
**CONFERENCE:** Big 12 Conference  
**2024 RECORD:** 5-1, 2-1 Big 12  
**2023 POSTSEASON:** N/A



**SERIES INFORMATION**  
**Series Record** ..... UC leads 2-0  
**At Cincinnati** ..... N/A  
**At ASU** ..... UC leads 2-0  
**At Neutral Sites** ..... N/A  
**Most UC points** ..... 34 (CIN 34-6, 1954)  
**Most ASU points** ..... 14 (CIN 34-6, 1954)  
**Combined points** ..... 40 (CIN 34-6, 1954)  
**Biggest UC win** ..... 28 (CIN 34-6, 1954)  
**Biggest ASU win** ..... N/A

GAME-BY-GAME			
Year	Site	Score	Winner
1976	Arizona State	14-0	UC
1954	Arizona State	34-6	UC

HOMECOMING HISTORY (LAST 40)

Year	Opponent	Score	Winner
2023	Iowa State	30-10	ISU
2022	South Florida	28-24	UC
2021	Tulsa	28-20	UC
2020	South Florida	28-7	UC
2019	UConn	48-3	UC
2018	Tulane	37-21	UC
2017	SMU	31-28	SMU
2016	East Carolina	31-19	UC
2015	UConn	37-13	UC
2014	Miami (OH)	31-24	UC
2013	UConn	41-16	UC
2012	Miami (OH)	52-14	UC
2011	Louisville	25-16	UC
2010	Syracuse	31-7	SYR
2009	Louisville	41-10	UC
2008	Rutgers	13-10	UC
2007	Louisville	28-24	LOU
2006	Syracuse	17-3	UC
2005	UConn	28-17	UC
2004	TCU	21-10	UC
2003	Army	33-29	UC
2002	Memphis	48-10	UC
2001	Louisville	28-13	LOU
2000	Miami (OH)	45-15	UC
1999	Louisville	23-13	LOU
1998	Houston	44-43	UC
1997	Southern Miss	24-17	SMISS
1996	Houston	31-20	UC
1995	Memphis	28-3	UC
1994	Tulsa	28-13	UC
1993	Memphis	23-20	UC
1992	Kentucky	17-14	UC
1991	No. 24 Southern Miss	17-7	UC
1990	Louisville	41-16	LOU
1989	Memphis	34-17	MEM
1988	Louisville	21-6	LOU
1987	Tennessee Tech	38-17	UC
1986	Indiana State	46-14	UC
1985	No. 2 Penn State	31-10	PSU
1984	Louisville	40-21	UC

RECORD UNDER SATTERFIELD

	AT UC	STREAK
Overall	7-11	W1
Home	3-7	W1
Road	4-4	W1
Neutral	0-0	
Conference	3-8	W1
Home	1-5	W1
Road	2-4	W1
Neutral	0-0	
Non-Conference	4-1	W1
Home	2-1	W1
Road	2-0	W1
Neutral	0-0	
Postseason		
Home	0-0	
Away	0-0	
Neutral	0-0	

NEXT WEEK'S OPPONENT

at Colorado

OCT. 26, 2024

BOULDER, COLO.

**HEAD COACH:** Deion Sanders  
**RECORD AT CU:** 8-10 (2nd Year)  
**CONFERENCE:** Big 12 Conference  
**2024 RECORD:** 4-2, 2-1 Big 12  
**2023 POSTSEASON:** N/A  
**THIS WEEKEND'S OPPONENT:** Arizona (3-3, 1-2 Big 12)

**SERIES INFORMATION**  
**Series Record** ..... COLO leads 1-0  
**At Cincinnati** ..... N/A  
**At Colorado** ..... COLO leads 1-0  
**At Neutral Sites** ..... N/A  
**Most UC points** ..... 14 (COLO 56-14, 1972)  
**Most COLO points** ..... 56 (COLO 56-14, 1972)  
**Combined points** ..... 70 (COLO 56-14, 1972)  
**Biggest UC win** ..... N/A  
**Biggest COLO win** ..... (COLO 56-14, 1972)

THE MATCH UP

CINCINNATI (4-2, 2-1 BIG 12)						
TEAM STATISTICS			CIN	OPP		
Points/Game			31.0	20.2		
First Downs			137	112		
Rushing/Game			169.3	164.8		
Passing/Game			291.2	241.0		
Total Offense/Game			460.5	405.8		
Fumbles-Lost			10-6	13-7		
Pen./Yds per Game			27/35.3	38/48.0		
Time of Possession			32:32	27:28		
INDIVIDUAL LEADERS						
RUSHING		Att	Net	Avg	TD	YPG
Kiner		84	496	5.9	2	82.7
Pryor		27	240	8.9	3	40.0
PASSING						
	C-A-I	Pct.	Yds	TD	YPG	
Sorsby	133-201-3	66.2	1722	13	287.0	
RECEIVING						
	Rec	Yds	Avg	TD	YPG	
Henderson	34	474	13.9	4	79.0	
Royer	28	346	12.4	2	57.7	
DEFENSE						
	U-A-TT	TFL	Sck.	Int.	PBU	
Bartlett	18-13-31	6	4	0	2	
Golday	13-14-27	4	1	0	0	

ARIZONA STATE (5-1, 2-1 BIG 12)						
TEAM STATISTICS			ASU	OPP		
Points/Game			32.1	23.0		
First Downs			138	116		
Rushing/Game			211.2	103.3		
Passing/Game			199.0	214.0		
Total Offense/Game			410.2	317.2		
Fumbles-Lost			2-1	9-4		
Pen./Yds per Game			43/54.2	38/60.5		
Time of Possession			31:42	28:2		
INDIVIDUAL LEADERS						
RUSHING						
	Att	Net	Avg	TD	YPG	
Skattebo	133	773	5.8	8	128.8	
Leavitt	55	279	5.1	4	46.5	
PASSING						
	C-A-I	Pct.	Yds	TD	YPG	
Leavitt	90-152-4	59.2	1166	8	194.3	
RECEIVING						
	Rec	Yds	Avg	TD	YPG	
Jordyn	25	369	14.8	4	61.5	
Skattebo	19	250	13.1	0	41.7	
DEFENSE						
	U-A-TT	TFL	Sck.	Int.	PBU	
Rowser	18-28-46	2	1	0	5	
Elliott	12-27-39	2.5	1	1	2	

2024 NCAA TEAM RANKINGS			
CATEGORY		CIN	ASU
Total Offense		23	56
Rushing Offense		62	20
Passing Offense		22	97
Team Passing Efficiency		28	66
Scoring Offense		49	44
Total Defense		106	31
Rushing Defense		91	22
Passing Yards Allowed		98	66
Team Passing Effic. Def.		100	45
Scoring Defense		35	64
Turnover Margin		T-57	21
3rd Down Conversion Pct		14	47
4th Down Conversion Pct		T-1	51
3rd Down Conversion Pct Def.		82	94
4th Down Conversion Pct Def.		17	T-45
Red Zone Offense		T-103	113
Red Zone Defense		T-59	115
Net Punting		23	47
Punt Returns		101	23
Kickoff Returns		79	128
First Downs Offense		T-34	29
First Downs Defense		54	67
Fewest Penalties Per Game		T-13	T-90
Time of Possession		17	26

## 2024 BIG 12 CONFERENCE STANDINGS

SCHOOL	BIG 12	WIN%	OVERALL	WIN%	H	A	STK
BYU	3-0	1.000	6-0	1.000	3-0	3-0	W6
Iowa State	3-0	1.000	6-0	1.000	3-0	3-0	W6
Texas Tech	3-0	1.000	5-1	.833	4-0	1-1	W4
Arizona State	2-1	.667	5-1	.833	4-0	1-1	W2
Kansas State	2-1	.667	5-1	.833	3-0	2-1	W2
<b>Cincinnati</b>	<b>2-1</b>	<b>.667</b>	<b>4-2</b>	<b>.667</b>	<b>2-1</b>	<b>2-1</b>	<b>W1</b>
Colorado	2-1	.667	4-2	.667	2-1	2-1	L1
West Virginia	2-1	.500	3-3	.500	2-2	1-1	L1
Utah	1-2	.333	4-2	.667	2-1	2-1	L2
Arizona	1-2	.333	3-3	.500	2-1	1-2	L2
UCF	1-2	.333	3-3	.500	2-2	1-1	L3
TCU	1-2	.333	3-3	.500	1-2	2-1	L1
Houston	1-2	.333	2-4	.333	1-2	1-2	W1
Oklahoma State	0-3	.000	3-3	.500	2-2	1-1	L3
Baylor	0-3	.000	2-4	.333	2-1	0-3	L3
Kansas	0-3	.000	1-5	.167	1-2	0-3	L5

## 2024 BIG 12 PLAYERS OF THE WEEK

## Week 1

O: Tetairoa McMillan, WR, ARIZ

D: Trey Rucker, S, OSU

ST: Drae McCray, RET, TTU

N: **Brendan Sorsby, QB, UC**

## Week 2

O: Cam Skattebo, RB, ASU

D: Nick Martin, LB, OSU

ST: Kyle Konrady, K, ISU

N: Obi Ezeigbo, DE, OSU

## Week 3

O: RJ Harvey, RB, UCF

D: Travis Hunter, DB, CU

ST: Dylan Edwards, RET, KSU

N: T.J. Jackson, DL, WVU

## Week 4

O: Micah Bernard, RB, UTAH

D: Tyrin Bradley Jr., SPUR, WVU

ST: Parker Kingston, RET, BYU

N: Isaac Wilson, QB, UTAH

## Week 5

O: Avery Johnson, QB, KSU

D: Tacario Davis, DB, ARIZ

ST: JP Richardson, RET, TCU

N: **Brendan Sorsby, QB, UC**

## Week 6

O: Cam Skattebo, RB, ASU

O: Tahj Brooks, RB, TTU

D: A.J. Haulcy, LB, HOU

ST: Tyler Loop, K, ARIZ


N: Sam Leavitt, QB, ASU

## Week 7

O: Cam Skattebo, RB, ASU

D: Caleb McCullough, LB, ASU

ST: Cole Becker, K, UTAH

N: **Jake Golday, LB, UC**

## BIG 12 RECENT RESULTS/UPCOMING SCHEDULE

## Saturday, Sept. 21

West Virginia 32, Kansas 28

Cincinnati 34, Houston 0

Iowa State 52, Arkansas State 7

Texas Tech 30, Arizona State 22

Utah 22, Oklahoma State 19

SMU 66, TCU 42

Colorado 38, Baylor 31 (OT)

BYU 38, Kansas State 9

## Saturday, Sept. 28

Kansas State 42, Oklahoma State 20

BYU 34, Baylor 28

TCU 38, Kansas 27

Colorado 48, UCF 21

Iowa State 20, Houston 0

Texas Tech 44, Cincinnati 41

Arizona 23, Utah 10

## Friday, Oct. 4

Houston 30, TCU 19

## Saturday, Oct. 5

West Virginia 38, Oklahoma State 14

Iowa State 43, Baylor 21

Florida 24, UCF 13

Arizona State 35, Kansas 31

Texas Tech 28, Arizona 22

## Friday, Oct. 11

Arizona State 27, Utah 19

## Saturday, Oct. 12

Cincinnati 19, UCF 13

BYU 41, Arizona 19

Iowa State 28, West Virginia 16

Kansas State 31, Colorado 28

## Friday, Oct. 18

Oklahoma State at BYU, 10:15 p.m.

## Saturday, Oct. 19

Arizona State at Cincinnati, Noon

Houston at Kansas, 12:00 p.m.

Colorado at Arizona, 4:00 p.m.

Baylor at Texas Tech, 4:00 p.m.

UCF at Iowa State, 7:30 p.m.

Kansas State at West Virginia, 7:30 p.m.

TCU at Utah, 10:30 p.m.

## Saturday, Oct. 26

Cincinnati at Colorado

West Virginia at Arizona

BYU at UCF

Texas Tech at TCU

Utah at Houston

Kansas at Kansas State

Oklahoma State at Baylor

## Saturday, Nov. 2

Arizona at UCF

Kansas State at Houston

TCU at Baylor

Texas Tech at Iowa State

Arizona State at Oklahoma State

## Saturday, Nov. 9

West Virginia at Cincinnati

Iowa State at Kansas

Oklahoma State at TCU

UCF at Arizona State

Colorado at Texas Tech

BYU at Utah

All times ET



## PRESEASON ALL-AMERICANS

Dontay Corleone and Luke Kandra both earned preseason All-America honors leading up to the 2024 campaign. Corleone was named a preseason All-American by Phil Steele and Athlon Sports, while Kandra earned the honor from ESPN, Walter Camp, Phil Steele, and Athlon Sports.



## BIG 12 PRESEASON POLL

- Cincinnati was picked to finish 14th in the Big 12 this season.

## 2024 BIG 12 PRESEASON MEDIA POLL

TEAM (FIRST-PLACE VOTES)	POINTS
1. Utah (20)	906
2. Kansas State (19)	889
3. Oklahoma State (14)	829
4. Kansas (5)	772
5. Arizona (3)	762
6. Iowa State	661
7. West Virginia	581
8. UCF	551
9. Texas Tech	532
10. TCU	436
11. Colorado	400
12. Baylor	268
13. BYU	215
14. Cincinnati	196
15. Houston	157
16. Arizona State	141

## BEARCATS IN THE PROS

20 former UC players are on active NFL rosters.

## NATIONAL FOOTBALL LEAGUE

PLAYER	TEAM	POS.
Seattle Seahawks	Coby Bryant	S
Kansas City Chiefs	Bryan Cook	S
Cleveland Browns	Jerome Ford	RB
Washington Commanders	Darrick Forrest	S
New York Jets	Sauce Gardner	CB
Cleveland Browns	James Hudson III	OT
Kansas City Chiefs	Travis Kelce	TE
Arizona Cardinals	Chris Moore	WR
Minnesota Vikings	Ivan Pace Jr.	ILB
Indianapolis Colts	Alec Pierce	WR
Chicago Bears	Tyler Scott	WR
Las Vegas Raiders	Tre Tucker	WR
Tennessee Titans	Josh Whyle	TE
Green Bay Packers	Eric Wilson	LB
Carolina Panthers	Mike Boone*	RB
Cleveland Browns	Jowon Briggs*	DT
Jacksonville Jaguars	Josiah Deguara*	TE
Tampa Bay Buccaneers	Daniel Grzesiak*	OLB
Tampa Bay Buccaneers	Lorenz Metz*	OT
Arizona Cardinals	Desmond Ridder*	QB

\* Practice Squad | As of Sept. 12

## 2024 HONORS AND AWARDS

## Jared Bartlett

PFF Big 12 Team of the Week (Week 4)  
Athlon Sports Preseason All-Big 12

## Carter Brown

Phil Steele Preseason All-Big 12

## Dontay Corleone

PFF National Team of the Week (Week 5)  
Athlon Sports Preseason All-American  
Bednarik Award Watch List  
Bronko Nagurski Trophy Watch List  
Lott IMPACT Trophy Watch List  
Phil Steele Preseason All-Big 12  
Preseason All-Big 12  
Reese's Senior Bowl Watch List  
Bruce Feldman's "Freaks" List

## Jack Dingle

Bruce Feldman's "Freaks" List

## Mason Fletcher

Ray Guy Award Watch List  
Athlon Sports Preseason All-Big 12

## Gavin Gerhardt

Rimington Award Watch List  
Athlon Sports Preseason All-Big 12

## Trevon Gola-Callard

PFF Big 12 Team of the Week (Week 3)

## Jake Golday

Big 12 Newcomer of the Week (Week 7)

## Xzavier Henderson

Phil Steele Preseason All-Big 12  
Athlon Sports Preseason All-Big 12  
Reese's Senior Bowl Watch List

## Corey Kiner

PFF Big 12 Team of the Week (Week 2)  
Maxwell Award Watch List  
Phil Steele Preseason All-Big 12  
Athlon Sports Preseason All-Big 12  
Reese's Senior Bowl Watch List

## Luke Kandra

PFF Big 12 Team of the Week (Week 4)  
PFF Big 12 Team of the Week (Week 3)  
PFF Big 12 Team of the Week (Week 1)  
ESPN Preseason All-American  
Walter Camp Preseason All-American  
Phil Steele Preseason All-Americans  
Athlon Sports Preseason All-American  
Outland Trophy Watch List  
Allstate Good Works Team  
Wuerffel Trophy Watch List  
Preseason All-Big 12  
Phil Steele Preseason All-Big 12  
Athlon Sports Preseason All-Big 12  
Reese's Senior Bowl Watch List

## Josh Minkins

Reese's Senior Bowl Watch List

## Joe Royer

PFF Big 12 Team of the Week (Week 1)

## Brendan Sorsby

PFF Big 12 Team of the Week (Week 4)  
Big 12 Newcomer Of The Week (Week 1, 5)  
Earl Campbell Tyler Rose POTW HM (Week 1, 5)  
Johnny Unitas Golden Arm Award Watch List

## Dartanyan Tinsley

PFF Big 12 Team of the Week (Week 3)  
Phil Steele Preseason All-Big 12  
Athlon Sports Preseason All-Big 12

## John Williams

Reese's Senior Bowl Watch List

## SINCE 1901 AND 1915

- Nippert Stadium has been the Bearcats playing site since 1901 and the stadium underwent construction in 1915, making it one of the oldest active stadiums in the NCAA FBS. Penn's Franklin Field (1895) takes the honor as the oldest playing site and stadium in Division I.

## OLDEST FBS STADIUMS

YEAR	STADIUM	TEAM
1913	Bobby Dodd	Georgia Tech
1914	Davis Wade	Mississippi State
1915	Nippert	Cincinnati
	Vaught-Hemingway	Ole Miss
1917	Camp Randall	Wisconsin

## OLDEST FBS PLAYING SITES

YEAR	SITE	TEAM
1901	Nippert Stadium	Cincinnati
1904	Kyle Field	Texas A&M
1905	Bobby Dodd Stadium	Georgia Tech
1914	Davis Wade Stadium	Mississippi State
1915	Vaught-Hemingway	Ole Miss

## DOUBLE DUTY

- UC radio voice Dan Hoard also serves as the PXP man for the Cincinnati Bengals, making him the only broadcaster in the country to handle radio PXP duties for an NCAA FBS and NFL team. Hoard, entering his 25th season covering Cincinnati Football, will call games alongside Jim Kelly Jr., who is entering his 37th season calling UC Football. ESPN CFB commentators Wes Durham (Atlanta), Dave Pasch (Arizona) and Bob Wischusen (NY Jets) are NFL radio voices.

## CINCINNATI BACK IN THE WIN COLUMN WITH 19-13 VICTORY AT UCF

- Coming off a bye week, Cincinnati went down to Orlando and defeated UCF by a score of 19-13 last Saturday.
- The Knights managed to drive to the Cincinnati 25-yard line with two seconds left and had a chance to win, but linebackers Jared Bartlett and Jake Golday sacked UCF quarterback Jacurri Brown to emphatically end the game.
- With the win, UC is now 5-5 all-time against the Knights.
- Following an uncharacteristically rough first half, Sorsby completed his first 10 pass attempts of the second half. After his first incompletion after halftime, he lofted a perfect four-yard touchdown pass to wide receiver Tony Johnson to extend the Bearcats' lead to 19-10, with 6:30 left in the game.

## HOMEcoming KINGS

- Saturday's game vs. Arizona State will be the 98th Homecoming game in Cincinnati Football history.
- The Bearcats are 61-32-4 all-time on Homecoming and have won 11 of their last 13 Homecoming games.
- Below is a list of Cincinnati's last 10 Homecoming games at Nippert Stadium:

DATE	OPPONENT	SCORE
10/14/23	Iowa State	L, 30-10
10/8/22	USF	W, 28-24
11/6/21*	Tulsa	W, 28-20
10/3/20	USF	W, 28-7
11/9/19	UConn	W, 48-3
10/6/18	Tulane	W, 37-21
10/21/17	SMU	L, 31-28
10/22/16	ECU	W, 31-19
10/24/15	UConn	W, 37-13
10/19/13	UConn	W, 41-16

\* ESPN College GameDay location

2014 Homecoming game played at Paul Brown Stadium

## FOURTH DOWN WARRIORS

- Cincinnati is a perfect 6-for-6 on fourth down conversion attempts this season, one of two teams with a perfect conversion rate on multiple attempts, the other two being Minnesota (7-for-7).
- In addition, the Bearcats rank 17th in the country in fourth down defense. Opponents are just 5-of-13 (35.7%) when going for it on fourth down against UC.
- Below is a list of all six UC fourth down attempts:

OPPONENT	PLAY TYPE	DISTANCE
Pitt	Rush (Kiner)	4th & 1
Miami	Rush (Sorsby)	4th & 1
Houston	Rush (Covey)	4th & 1
Texas Tech	Rush (Sorsby)	4th & 1
Texas Tech	Pass (Sorsby to Royer)	4th & 2
UCF	Rush (Sorsby)	4th & 1

## QB1: BRENDAN SORSBY

- Redshirt sophomore QB Brendan Sorsby has been a huge part of Cincinnati's 4-2 start this season. Through six games he has totaled 1,722 passing yards with 13 touchdowns and three interception while completing 66.2% of his passes (133-201).
- Sorsby ranks among the national leaders in several categories including passing yards (1,722, 14th), points responsible for (102, 18th), total offense (298.7, 19th), and yards per pass attempt (8.57, 24th).
- According to PFF, Sorsby is the Big 12's second-ranked passer behind Colorado's Shedeur Sanders. Sorsby's pass grade sits at 82.2.
- Sorsby received Big 12 Newcomer of the Week honors for the second time this season following the Texas Tech game. He completed 31-of-45 passes against TTU for 426 yards and four touchdowns while adding 52 yards

on the ground as well.

- His 426-yard passing performance marked the highest total by a UC quarterback since 2015, as well, and the ninth-most in Cincinnati history. It's also the most by a Big 12 quarterback against an FBS opponent this fall.
  - Sorsby's 478 yards of offense at Texas Tech are the most by a Big 12 quarterback this season.
  - Among Big 12 Quarterbacks, Sorsby has two of the six highest single-game QBR marks this season:
- | PLAYER                     | OPPONENT          | QBR         |
|----------------------------|-------------------|-------------|
| Behren Morton (TTU)        | North Texas       | 98.4        |
| Alan Bowman (OKST)         | at Tulsa          | 96.8        |
| <b>Brendan Sorsby (UC)</b> | <b>Houston</b>    | <b>96.7</b> |
| Garrett Greene (WVU)       | at Oklahoma State | 95.7        |
| Garrett Greene (WVU)       | Albany            | 95.1        |
- Brendan Sorsby (UC)** **Towson** **93.2**
  - He completed 12 straight passes at one point during the Houston game, the first UC quarterback to do that since Ben Bryant in 2022.
  - Sorsby has been able to make a difference in the run game as well, as his four rushing touchdowns are most on the team.

## MORE ON SORSBY

- Sorsby threw his first interception of the season at Texas Tech, snapping a streak of 160 consecutive pass attempts without an interception dating back to last season. He opened the year with 148 straight passes without a pick, the longest streak among FBS QBs.
- He threw for 681 yards over his first two games, the most for a Bearcat in his first two starts since Gunner Kiel's 689 yards in 2014.
- Sorsby debuted as Cincinnati's starting quarterback vs. Towson and did it all in the Bearcats' win, throwing for 383 yards and accounting for four total touchdowns (2 passing, 2 rushing). For his efforts, Sorsby earned Big 12 Newcomer of the Week honors.
- In the Towson game, the Indiana transfer put up the most passing yards by a Cincinnati QB since Gunner Kiel threw for 386 yards on Nov. 14, 2015 vs. Tulsa.
- Sorsby was announced as Cincinnati's starting QB on Aug. 22, beating out redshirt junior Brady Lichtenberg and freshman Samaj Jones to earn the job.
- Sorsby played two seasons with the Hoosiers and threw for 1,587 yards and 15 touchdowns in 2023. The Denton, Texas native made seven starts at Indiana and added production on the ground as well as through the air. He rushed for 286 yards and four TDs last season, including 151 yards over the final three games of the year.

## COREY KINER LEADS UC GROUND GAME AT UCF

- After leaving the Texas Tech game due to injury, Corey Kiner returned to action against UCF and gutted his way to 83 rushing yards on 17 carries, including a season-long 46-yard rush in the first quarter.
- Kiner leads Cincinnati in rushing and ranks seventh in the Big 12 with 496 yards on the ground.
- He put up back-to-back 100-yard rushing performances against Pitt and Miami earlier this season and now has nine 100-yard rushing games in his career.
- Kiner was evasive in the Miami game, forcing 25 missed tackles. That figure ranked first among Power Four players that week, according to PFF.
- UC is 3-1 all-time when Kiner records at least 20 carries.
- Kiner also led UC in rushing vs. Pitt, carrying the ball 20 times for 149 yards, just four yards away from tying his career-high total.
- Kiner rushed for 1,047 yards a year ago, securing the 20th 1,000-yard season in UC history. His yardage total marked the 13th-best mark in school history.
- The Cincinnati native (Roger Bacon HS) finished with six

## NUMBERS TO KNOW

61

Saturday's game vs. Arizona State will be the 98th Homecoming game in school history. Cincinnati has an all-time record of 61-32-4 in Homecoming games.

5

Cincinnati recorded a season-high four sacks last Saturday against UCF. Dontay Corleone had two, while Jared Bartlett and Jake Golday each had 1.5.

10

Quarterback Brendan Sorsby bounced back from a rough first half against UCF and was terrific after halftime. He completed his first 10 attempts and finished 12-of-13 with 120 yards and a TD in the second half.

4

Cincinnati has forced a turnover on its opponents' first offensive drive of the game four times this season, including last Saturday at UCF.

49.4%

Cincinnati is 39-of-79 on third downs this season (49.4%), which ranks second in the Big 12 and 14th nationally.

## COREY KINER ROAD TO 2,000



Senior RB Corey Kiner enters Saturday's game with 1,905 career rushing yards, putting him just 95 yards away from becoming the 15th player in school history to eclipse 2,000 yards rushing in a career. Kiner has already hit the 2K mark for his collegiate career, which includes 320 yards at LSU in 2021.

Below is a list of Cincinnati's 2,000-yard rushers:

## CINCINNATI ALL-TIME CAREER RUSHING YARDS

1.	4,242	Reggie Taylor	1983-86
2.	3,487	DeMarco McCleskey	1998, 2000-02
3.	3,288	Isaiah Pead	2008-11
4.	2,998	Allen Harvin	1978-82
5.	2,963	David Small	1991-93
6.	2,918	Michael Warren II	2017-19
7.	2,786	Robert Cooper	1996-99
8.	2,498	James Bettis	1978-81
9.	2,250	Mike Boone	2014-17
10.	2,223	Al McKinney	1985-88
11.	2,197	Reggie Harrison	1971-73
12.	2,072	Tion Green	2012-16
13.	2,053	Richard Hall	2002-04
14.	2,033	Steve Cowan	1969-71
--	1,905	<b>Corey Kiner</b>	<b>2022-present</b>

## QBI: BRENDAN SORSBY



**Redshirt sophomore QB Brendan Sorsby** won the starting QB job during fall camp and has grabbed the reins of the offense, leading UC to a 4-2 start this season. Sorsby has completed 133-of-201 passes for 1,722 yards, 13 touchdowns, and three interceptions this season. He was named Big 12 Newcomer of the Week for the second time this season after putting up career-highs in passing yards (426), completions (31), and touchdowns (four) at Texas Tech on Sept. 28.

Sorsby ranks among the national leaders in several categories including passing yards (1,722, 14th), points responsible for (102, 18th), total offense (298.7, 19th), and yards per pass attempt (8.57, 24th).

*"He's unique in the fact that he can throw the football with such a quick release, and he's accurate and he can run. I think he's a special player. He is still young and learning. He's continuing to grow as a player, and I think we still haven't seen his best ball."* - Head Coach Scott Satterfield on Brendan Sorsby.

### BRENDAN SORSBY CAREER GAME-BY-GAME

DATE	OPP.	COMP/ATT	YDS	TD	INT
11/5/22	Penn St.	3/6	8	0	1
*9/2/23	Ohio St.	8/16	58	0	0
9/8/23	Indiana St.	9/16	108	0	0
9/30/23	at Maryland	7/11	84	2	0
10/14/23	at Michigan	6/15	44	0	0
*10/21/23	Rutgers	15/31	126	1	0
*10/28/23	at Penn St.	13/19	269	3	1
*11/3/23	Wisconsin	19/31	186	1	0
*11/11/23	at Illinois	22/33	289	3	1
*11/18/23	Michigan St.	19/34	197	2	0
*11/25/23	at Purdue	17/31	226	3	3
*8/31/24	Towson	22/31	383	2	0
*9/7/24	Pitt	22/38	298	3	0
*9/14/24	at Miami (OH)	24/31	186	1	0
*9/21/24	Houston	12/15	186	2	0
*9/28/24	at Texas Tech	31/45	426	4	1
*10/12/24	at UCF	25/38	241	1	2

2022-23 at Indiana

\* Starting QB

100-yard games in 2023 — tied for the fourth-most in a single season in school history.

### COREY KINER 100-YARD RUSHING PERFORMANCES

DATE	OPPONENT	ATT/YDS
10/1/22	at Tulsa	12/106
9/2/23	Eastern Kentucky	13/105
9/9/23	at Pitt	20/153
10/21/23	Baylor	15/129
11/4/23	UCF	19/114
11/11/23	at Houston	23/129
11/25/23	Kansas	18/106
9/7/24	Pitt	20/149
9/14/24	at Miami (OH)	21/126

### MILESTONES WITHIN REACH FOR KINER IN 2024

- Kiner can become the first Bearcat to rush for 1,000 yards in back-to-back seasons since Mike Warren in 2018 and 2019 and the fifth to ever accomplish the feat, joining Warren, Isaiah Pead (2010-11), Reggie Taylor (1980-82), and James Bettis (1980-81).
- The Cincinnati native reached an impressive milestone against the RedHawks, pushing past 2,000 career rushing yards. His career total now stands at 2,225, while his career total at Cincinnati sits at 1,905.
- After eclipsing 100 yards against Pitt and Miami, Kiner now has nine 100-yard rushing performances, which ranks tied for eighth in program history.

### TOP TARGET JOE ROYER

- Redshirt junior Joe Royer has been one of the most-targeted tight ends in the nation, and for good reason.
- Royer ranks second on the team in receptions (28) and receiving yards (346) and leads all Big 12 tight ends in both categories.
- Over his last two games Royer has 15 catches for 150 yards and posted a career-best eight receptions at UCF.
- His 41 targets are tied for seventh nationally and are the most among Big 12 tight ends.
- Royer entered the season with four career receptions for 24 yards in three seasons at Ohio State
- Royer joined the program this past offseason as a transfer from OSU, and the Cincinnati native (Elder HS) turned heads in his first fall camp as a Bearcat.
- Royer battled through injuries during his three seasons at Ohio State and was a member of the 2022 team that made it to the College Football Playoff.

### JARED BARTLETT QUARTERBACKING THE DEFENSE

- Redshirt senior linebacker Jared Bartlett is in his first season with the Bearcats and has made his presence immediately felt, starting all six games.
- He leads Cincinnati in tackles (30) and has added 5.5 tackles for loss, 3.5 sacks, two QB hurries, and two pass breakups.
- Bartlett was a disruptive force on defense at UCF, collecting six tackles and 1.5 sacks. His sack on the final play of the game secured the win for the Bearcats.
- Bartlett transferred to UC from West Virginia, playing 50 games for the Mountaineers from 2019-23. He earned two Iron Mountaineer Awards in 2022 and 2023, presented to the most outstanding performers in WVU's offseason strength and conditioning program.
- He is the brother of former Pittsburgh Steelers defensive lineman and All-American at Notre Dame Stephon Tuitt.

### FEW CAN BOOT 'EM LIKE MASON FLETCHER

- Senior punter Mason Fletcher has already positioned himself as one of the top punters in the country through his first three collegiate seasons, and he's off to another

great start this year.

- Fletcher has punted 17 times for an average of 46.1 yards per punt, which ranks fourth in the Big 12. He has placed eight punts inside the 20-yard line, tied for third in the conference.
- Against UCF, he pinned the Knights at the 1-yard line in the fourth quarter. The Bearcats proceeded to force a three-and-out and scored on the ensuing drive, taking advantage of the short field.
- Against Miami, the Melbourne, Australia native punted five times and placed three inside the 20-yard line.
- Fletcher's career punt average stands at 44.5, which ranks seventh among all active FBS punters and first among Big 12 punters.
- Fletcher, a 2022 All-American and the 2022 AAC Special Teams Player of the Year, ranked fourth in the Big 12 last season in punting (43.0) while battling injuries. He was one of two Big 12 punters to not record a touchback and also pinned 23 punts inside the 20-yard line.

### UC BOASTS PFF'S TOP SAFETY DUO

- Cincinnati safeties Derrick Canteen and Antwan Peek Jr. are the top-ranked safeties in the Big 12 according to PFF. Peek (85.3) is ranked No. 1 and Canteen (83.8) is No. 2.
- Peek, a former walk-on and son of Bearcat legend Antwan Peek, has 28 tackles, one TFL, three forced fumbles, and a pass breakup.
- Peek had a career game against UCF, posting nine tackles and forcing two fumbles. His two FF are the most by a Bearcat since 2019 and one off the school record. Peek's father holds the school single-game record with three forced fumbles against Louisiana-Monroe in 2001.
- Canteen also has 26 tackles and has added 1.5 TFL, three pass breakups, an interception, and a FF.

### CAPTAIN CANTEEN

- Despite never taking a snap as a Bearcat, Derrick Canteen was voted by his teammates as a team captain prior to the 2024 season.
- Canteen draws inspiration from his father, who spent many years in the military: "Being raised in that environment helped instill discipline and affected my character and the way I treat people. I remember watching my dad get ready in the morning and seeing how detail-oriented he was and the work ethic he showed. I also learned that treating people with respect goes a long way."
- The Georgia Southern and Virginia Tech transfer has impressed coaches and players alike with the way he carries himself on and off the field.
- Canteen, who has played in 42 games in his collegiate career, is entering his sixth season of college football.
- The Evans, Ga. native was tabbed by head coach Scott Satterfield to represent UC at Big 12 Media Days in July, and his teammates voted him as one of four season-long captains at the end of fall camp in August.

### GOOD AS GOLD(AY)

- Redshirt junior linebacker Jake Golday has started four games in his first season with the Bearcats and is one of the team's leading tacklers.
- He had a breakout game at UCF on Saturday with six tackles, 2.5 TFL, 1.5 sacks, and he also forced and recovered a fumble. He earned the Big 12's Newcomer of the Week Award for his efforts.
- Golday's 79.3 PFF grade is second among Big 12 linebackers and is the league's top-ranked linebacker in pass coverage (85.5).
- A transfer from Central Arkansas, Golday is second on the team with 27 tackles and has four tackles for loss, one sack, one forced fumble, and one fumble recovery.



- In 2023 with UCA, he posted a team-high 84 tackles in 2023 as well as 7.0 TFL and 4.5 sacks.

## "THE GODFATHER" DOMINATING ONCE AGAIN

- Former All-American Dontay Corleone missed much of fall camp dealing with blood clots, but he has returned to his typical form this season. He is the Big 12's second-ranked defensive tackle according to PFF (78.8).
- Against UCF last Saturday, Corleone tallied four tackles and a career-best two sacks.
- Corleone was named to PFF's National Team of the week following the Texas Tech game. He totaled four tackles, one TFL, and one QB hurry while taking on constant double teams from the Red Raiders' O-line.
- Corleone returned to action vs. Pitt, starting the game at defensive tackle and registering six tackles and one tackle for loss.
- He totaled 52 snaps in his 2024 debut and an 81.0 rush grade according to PFF, the second-best mark among Big 12 interior defensive linemen that week.
- Corleone, a 2022 All-American and preseason All-Big 12 selection this fall, was cleared to play in games by the Cincinnati Athletics sports medicine staff just five days before the Pitt game on Tuesday, Sept. 3, when he participated in his first full practice since June.
- Corleone was sidelined on June 28 with a non-football medical issue. He was treated for blood clots found in his lungs, discovered after he reported chest discomfort and shortness of breath to the Cincinnati athletic trainers.
- Led by Senior Associate Athletic Director of Sports Medicine Aaron Himmeler and team physician Dr. Jon Divine, Cincinnati sports medicine staff, Corleone and his family met with several physicians and specialists to develop a personal medical plan for the Cincinnati native to return to football activities safely.
- Corleone had been a limited participant in every practice during training camp.

## THE X(ZAVIER) FACTOR

- Xzavier Henderson has picked up where he left off last season and has been UC's top WR through six games.
- Henderson leads Cincinnati in receptions (34) and receiving yards (474) and has led the team in receptions and yards in four of six games.
- Henderson ranks seventh in the Big 12 in catches and ninth in receiving yards.
- He caught two touchdown passes against Houston, the first multi-TD performance of his career.
- Henderson set season highs against Miami, hauling in 10 catches for 108 yards. The performance was his sixth career 100-yard receiving game, five of which have come at UC, and his second career game with double-digit receptions.
- His performance vs. Miami earned him a PFF grade of 87.4, which ranked fifth among Power Four wide receivers last week.
- Henderson's first season with the Bearcats in 2023 was a smashing success as the Miami, Fla. native was the team's leading receiver and earned All-Big 12 honors. He tallied 994 all-purpose yards and caught 58 passes for 782 yards as a receiver.
- Henderson was a track star in high school as well, winning the Florida 4A state 400m title in a blazing fast 46.77 time. He was a U.S. Army All-American too.

## LONGEST TENURED BEARCAT MAKING IMPACT ON THE DEFENSIVE LINE

- Redshirt senior defensive end Eric Phillips is in his sixth year with the program, making him the longest tenured player on the team.
- Phillips has started all six games this season and ranks

second on the team with 4.5 TFL while also collecting four sacks and three QB hurries.

- He posted two sacks in the win at Miami (Ohio) to help reclaim the Victory Bell.
- His four sacks are tied for third in the Big 12.
- Phillips has appeared in 45 games in his career at UC and has made 27 straight starts dating back to 2022.
- The Cincinnati native (Colerain HS) has a 19-month old daughter, Ezylla Phillips.

## EVAN PRYOR: HOME RUN HITTER

- Ohio State transfer running back Evan Pryor started his Cincinnati career with a bang vs. Towson, taking his first carry all the way to the house for a 64-yard touchdown.
- In the Miami game, Pryor outdid himself with a 65-yard touchdown run in the third quarter, the longest run of his career and tied for the longest by a Big 12 player this season. He is the only Big 12 player with multiple 60-yard runs.
- Pryor rushed for 105 yards vs. Towson on just four carries, ending the game as UC's top rusher while collecting his first career 100-yard performance.

## GAVIN GERHARDT: CENTER OF ATTENTION

- Redshirt senior offensive lineman Gavin Gerhardt has been UC's starting center for each of the past two seasons, anchoring the offensive line since 2022.
- Gerhardt's 28 knockdowns lead all UC offensive linemen.
- The Xenia, Ohio native has started 32 games in his career and each of his last 17 games played. He was placed on the Rimington Trophy preseason watch list.
- Gerhardt's 30 starts as a Bearcat are most on the team.
- Gerhardt helped pave the way for UC's outstanding run game last season that ranked fifth in the nation (217.1). He was the third-highest rated center in the Big 12 according to PFF (73.4) and his 79.7 run block grade was the highest of any center in the conference and sixth-best in the country.

## NATHAN HAWKS SUCCEEDING FROM LONG RANGE

- Since taking over the placekicking duties earlier this season, Nathan Hawks has knocked down three kicks from 50 yards or longer, which is tied with Jake Rogers (2008) for most 50+ field goals in a season.
- Hawks is one of 10 FBS kickers with at least three field goals of 50+ yards this season.
- Hawks' first field goal attempt of his FBS career was a 55-yarder near the end of the first quarter at Miami, which he comfortably booted through the uprights. It was the longest field goal by a UC kicker since 2007 and tied for the second-longest in program history. He also connected on a 50-yarder in the fourth quarter.
- His 55-yarder is the longest by a Big 12 kicker this season
- Hawks, who transferred to UC prior to the 2023 season after two years at Wittenburg, had only four collegiate field goal attempts in his career prior to this season.
- The performance put Hawks in incredibly rarified air. He is just the fourth FBS kicker since 1996 to have his first two career field goal attempts come from 50-plus yards and make both, joining South Carolina's Mitch Jeter (2022), North Carolina's Dan Orner (2002), and Texas A&M's Terence Kitchens (1999).
- Additionally, Hawks and Michigan's Quinn Nordin (2017) are the only two FBS kickers since 1996 to make multiple 50-plus yard field goals in their first career FBS contest.

## BEARCATS AND BYE WEEKS

- With the win vs. UCF, Cincinnati is now 12-5 coming off a bye week since the start of the 2015 season.
- UC will have another bye week on Saturday, Nov. 2

## WE ARE FAMILY

This year's roster includes four Bearcats who followed in family footsteps to play for UC.

### BROTHER PLAYED AT CINCINNATI

- Jack Dingle - Jacob (DB, 2019-)
- Evan Prater - Garyn (WR, 2019-20)

### FATHER PLAYED AT CINCINNATI

- Jack Dingle - Nate (LB, 1990-93)
- Antwan Peek Jr. - Antwan (LB, 1999-02)

Cincinnati boasts four players on the roster whose immediate family members play/played in the NFL.

- Jack Dingle - Father Nate (1995-97)
- Jacob Hoying - Father Bobby (1996-2001)
- Antwan Peek Jr. - Father Antwan Sr. (2003-08)

## ACADEMIC SUCCESS

- Cincinnati's success in the classroom continued in 2023-24, as the program posted a 3.19 cumulative GPA during the Spring 2024 semester and had 40 players earn a spot on the Dean's List.
- Incredibly, 100% of former Bearcat football players currently in the NFL have a degree from the University of Cincinnati. Chris Moore and Tyler Scott graduated this summer.
- UC has six football Academic All-Americans since 2020.

### CINCINNATI FOOTBALL'S ALL-TIME

#### ACADEMIC ALL-AMERICANS

- 1979 — G Edward Koboves (Second Team)
- 1981 — OT Kari Yli-Ranko (First Team)
- 1983 — WR Jason Stargell (Second Team)
- 1989 — P Jeff Jones (Second Team)
- 1990 — DL Kyle Stroh (First Team)
- 1991 — TE Kris Bjorson (First Team)
- 1997 — DL John Joseph Kobalka (First Team)
- 2020 — P James Smith (Second Team)
- 2021 — QB Desmond Ridder (First Team)\*
- 2021 — WR Alec Pierce (First Team)\*
- 2021 — OL Lorenz Metz (Second Team)
- 2021 — S Bryan Cook (Second Team)\*
- 2022 — LB Wilson Huber (Second Team)

\*On active NFL rosters

## CINCY AMONG NATION'S BEST SINCE 2018

Since 2018, Cincinnati has captured two AAC Championships, appeared in three conference title games and advanced to five bowls, including the 2020 Peach Bowl and 2021 College Football Playoff, cementing itself as one of the most successful programs in all of college football.

TEAM	W-L	WIN %
Alabama	79-10	88.8%
Georgia	78-10	88.6%
Ohio State	71-10	87.7%
Clemson	74-14	84.1%
Notre Dame	68-15	81.9%
Michigan	65-16	80.3%
Oregon	63-18	77.8%
Oklahoma	64-20	76.2%
<b>CINCINNATI</b>	<b>60-22</b>	<b>73.2%</b>
LSU	61-23	72.6%
Penn State	58-22	72.5%
Liberty	58-23	71.6%



## PERMANENT CAPTAINS

Head coach Scott Satterfield has announced four permanent captains for the 2024 season. The four players were selected by their peers:

R-Sr.\* DB Derrick Canteen  
R-Jr. DT Dontay Corleone  
R-Sr. OL Gavin Gerhardt  
R-Sr. OL Luke Kandra

Corleone and Gerhardt are now two-time captains

## 22 CURRENT GRADUATES ON THE TEAM

Twenty-two Cincinnati football players have their degree in hand from either UC or their previous institution.

- Trevor Adams
- Ben Blevins
- Deondre Buford
- Gavin Gerhardt
- Jalen Hunt
- Luke Kandra
- Eric Phillips
- Evan Prater
- DJ Taylor
- Dartanyan Tinsley
- Jordan Young
- Joey Beljan\*
- Jared Bartlett\*
- Derrick Canteen\*
- Jayden Perry\*
- Joe Royer\*
- Kam Wilson\*
- Logan Wilson\*
- Brian Doneghy\*
- Tyrin Smith\*
- Mehki Miller\*
- Francis Sherman\*

\* earned degree from previous institution

## 12 THINGS TO KNOW ABOUT UC

1. Founded in 1819
2. Enrollment: 50,500 (projected for 2023)
3. Students from all 50 states and 121 countries
4. 12 consecutive years of record enrollment
5. Global birthplace of cooperative education (co-op)
6. #1 Public University for Co-Op & Internships from *U.S. News and World Report*.
7. \$76 million annual student co-op earnings
8. \$1.8 billion endowment (among Top 25 public universities in the U.S.)
9. \$10.6 billion regional economic impact in Greater Cincinnati.
10. 332,000+ living alumni
11. MLB Hall of Famer Sandy Koufax and NBA Legend Oscar "The Big O" Robertson attended UC.
12. Astronaut Neil Armstrong and U.S. President and Supreme Court Chief Justice William Howard Taft attended UC.

ahead of the Nov. 9 game at home vs. West Virginia.

- The Bearcats have won six straight road games coming off a bye, including two ranked wins.
- Below is a look at Cincinnati's last 10 regular season games coming off a bye week:

DATE	OPPONENT	SCORE
10/12/24	at UCF	W, 19-13
10/14/23	Iowa State	L, 30-10
10/22/22	at SMU	W, 29-27
10/2/21	at #9 Notre Dame	W, 24-13
10/24/20	at #16 SMU	W, 42-13
9/28/19	at Marshall	W, 52-14
11/2/19	at ECU	W, 46-43
10/20/18	at Temple	L, 24-17 (OT)
11/4/17	at Tulane	W, 17-16
10/22/16	ECU	W, 31-19

## SHUTOUT TIDBITS

- When Cincinnati shut out Houston on Sept. 21, it became the first team to shut out a "Power 4" opponent in 2024.
- It was UC's first shutout since Nov. 3, 2018 vs. Navy and first shutout of a major-conference opponent was in 1995 at Virginia Tech.
- Below is a list of Cincinnati's last 10 shutouts:

DATE	OPPONENT	SCORE
9/21/24	Houston	34-0
11/3/18	Navy	42-0
11/29/14	at Temple	14-0
11/22/14	at UConn	41-0
9/21/13	at Miami (Ohio)	14-0
10/1/11	at Miami (Ohio)	27-0
9/2/06	Eastern Kentucky	31-0
9/16/95	at Virginia Tech	16-0
10/3/92	Kent State	31-0
9/12/87	at Louisville	25-0

## FOOTBALL LEGENDS MIKE WOODS, MARDY GILYARD ENSHRINED IN UC ATHLETICS HALL OF FAME

- Former Cincinnati Football greats wide receiver Mardy Gilyard (2005-09) and linebacker Mike Woods (1975-77) were among those inducted into the James P. Kelly UC Athletics Hall of Fame on Friday, Sept. 20.
- Gilyard led the Bearcats to back-to-back Big East Championships and BCS bowl appearances in 2008 and 2009. When he wrapped up his career, the Bunnell, Fla., native ranked first in UC history in catches (204), receiving TDs (25), receiving yards (3,003), all-purpose yards (5,904), kickoff returns (93) and KO return TDs (4).
- Woods, who was Cincinnati football's first consensus All-American in 1977, died in 2009. His daughter Pasia Woods accepted in his honor. Nicknamed "War Daddy," he was a two-time team captain and was selected by the Baltimore Colts in the second round of the 1978 Draft, playing in 48 games in his NFL career.

## THE NEW GUYS

- Thirty-four players made their Cincinnati debut in the opener vs. Towson including true freshmen Jiquan Sanks, Gavin Grover, Simeon Coleman, Marqavious Saboor, Dontay Weedon, and Devyn Zahursky.
- On defense, seven Bearcats (Jared Bartlett, Kamari Burns, Derrick Canteen, Jake Golday, Rob Jackson, Josh Minkins Jr., Jiquan Sanks) made their first starts in a UC uniform.

## CINCINNATI SHUTS OUT HOUSTON

- Quarterback Brendan Sorsby connected with wide receiver Xzavier Henderson for two first-half touchdowns and the Bearcats' defense forced three turnovers as the Cincinnati football team raced past Houston, 34-0, to

open Big 12 Conference play inside a sold-out Historic Nippert Stadium on Sept. 21.

- After missing on his first attempt of the game, Sorsby completed 12 straight passes as Cincinnati scored the game's first 31 points. He finished 12-of-15 for 188 yards and two touchdowns, adding a third-quarter rushing score. He was 10-for-11 for 136 yards and those two scores to Henderson at halftime.
- Junior linebacker Jake Golday and redshirt sophomore safety Antwan Peek Jr. tied for the team lead with seven tackles, a career-high total for the latter. Sixth-year safety Derrick Canteen tallied four stops, including 1.5 TFLs and a forced fumble.

## BEARCATS RING THE BELL IN OXFORD

- Cincinnati avenged last season's loss vs. Miami (Ohio) with a 27-16 win against the RedHawks in the Battle for the Victory Bell in Oxford on Sept. 14.
- UC now holds a 61-60-7 all-time advantage in the rivalry, which dates back to 1888.
- The 128 meetings are the fourth-most among FBS rivalries behind Wisconsin-Minnesota (133), Georgia-Auburn (128), and North Carolina-Virginia (128).
- Senior running back Corey Kiner finished with 126 yards on 21 carries for his ninth-career 100-yard game. He also added a 1-yard touchdown run, making it three straight years he has scored in the Battle for the Victory Bell.
- Led by sixth-year senior defensive end Eric Phillips (career-best two sacks), the Bearcats held the RedHawks to only 24 rushing yards.

## UC TAMES TIGERS IN OPENER

- Cincinnati won its 23rd-straight home opener on Aug. 31 against Towson by a final score of 38-20.
- The Bearcats' offense was humming all game, posting 658 total yards of offense against the Tigers. That total was the fifth-highest of any FBS team in Week 1.
- With the victory, Cincinnati has now won 23 straight home openers dating back to 2002. The streak began with a 36-29 triumph vs. TCU on Sept. 6, 2002.
- The Bearcats are now 72-32-2 all-time against FCS opponents.
- Cincinnati improved to 43-16 at Nippert Stadium since the start of the 2015 season and 88-28 since 2000.
- UC is now 8-1 all-time in August games and has won its last seven.

## YEAR TWO IN THE BIG 12

- Cincinnati enters year two of Big 12 play after joining the conference in the summer of 2023.
- UC posted a 3-9 overall record last season in its inaugural year in the league and won its first-ever Big 12 game on Nov. 11, 2023 at Houston
- It was a challenging first season for the league's four new teams in 2023, as their combined record at the end of the season was 18-31 and only UCF reached bowl eligibility.
- More changes are coming to the Big 12 in 2024 as Texas and Oklahoma have left for the SEC and Arizona, Arizona State, Colorado, and Utah have joined the conference.

## NEW FACES IN THE FOLD

- Between incoming freshmen and transfer additions, Cincinnati has 47 new scholarship players on its roster this season.
- Included in that list are 26 players who joined the Bearcats via the transfer portal during the offseason:
  - DL Harris Adams (Southeast Missouri State)
  - CB Ormanie Arnold (Idaho)
  - LB Jared Bartlett (West Virginia)
  - DB Derrick Canteen (Virginia Tech)

- DE Mikah Coleman (Eastern Michigan)
- P Max Fletcher (Arkansas)
- S Trevon Gola-Callard (Southern Utah)
- LB Jake Golday (Central Arkansas)
- WR Tony Johnson (FAU)
- OL Xavier Lozowicki (Maine)
- WR Jamoi Mayes (Chattanooga)
- STAR Mehki Miller (New Mexico State)
- DB Josh Minkins (Louisville)
- LS Jayden Perry (Indiana State)
- RB Evan Pryor (Ohio State)
- DB Jordan Robinson (Kentucky)
- DL Cam Roetherford (Arkansas-Pine Bluff)
- TE Joe Royer (Ohio State)
- TE Francis Sherman (Arkansas)
- WR Tyrin Smith (UTEP)
- QB Brendan Sorsby (Indiana)
- S Kye Stokes (Ohio State)
- DE Darian Varner (Wisconsin)
- RB Chance Williams (Grambling State)
- DL Kam Wilson (Louisville)
- DB Logan Wilson (North Texas)

## THE SCOTT SATTERFIELD FILE

- Cincinnati head coach Scott Satterfield enters year two at Cincinnati after he was hired as UC's 43rd head coach on Dec. 5, 2022.
- Satterfield's career record stands at 83-59 (.585) in 12 years as a head coach at Cincinnati, Louisville, and Appalachian State, holding a winning mark in seven seasons in addition to a 4-1 record in bowl games.
- He led the Mountaineers from the FCS to the FBS and to three straight conference titles.
- He lifted the Cardinals up from a 2-10 campaign in 2018 to an 8-5 record in his first season in 2019.
- A Durham, N.C., native, Satterfield was the 2018 Sun Belt Coach of the Year at Appalachian State before earning 2019 ACC Coach of the Year honors after leading the Cardinals to a six-win improvement in his first year.
- Satterfield has deep ties to App State, serving as an assistant coach (1998-08) and quarterback for the Mountaineers (1991-95), helping lead his alma mater to three NCAA Division I FCS national titles and eight conference championships along the way.

## 14 STARTERS RETURN IN 2024

Including special teams, UC returns 14 starters for 2024, including seven on offense:

### Offense — 7/4

- OL Gavin Gerhardt | 2023 All Big-12 HM
- OL Luke Kandra | 2023 All-American (AP, WC)
- OL Dartanyan Tinsley | 12 starts at LG in 2023
- OL John Williams | 12 starts at LT in 2023
- OL Deondre Buford | 12 starts at RT in 2023
- WR Xzavier Henderson | 2023 All Big-12 HM
- RB Corey Kiner | 1,047 rushing yards in 2023

### Defense — 5/6

- DT Dontay Corleone | 2022 All-American (AP, PFF)
- DE Eric Phillips | Started all 12 games in 2023
- LB Jack Dingle | Started 11 of 12 games at MLB
- DB Jordan Young | Started 11 of 12 games at CB
- DB Kalen Carroll | Started final 4 games of 2023

### Special Teams — 2/1

- P Mason Fletcher - 2022 All-American (AP)
- K Carter Brown - 15-of-19 on FG in 2023

## NEW DC TYSON VEIDT BRINGS DEFENSIVE PROWESS TO CINCINNATI

- Tyson Veidt was brought in as the Bearcats' new defensive coordinator in the offseason after spending the last eight seasons at Iowa State, where he built one of the top defensive units in the Big 12.

- Under his tutelage, the Cyclones led the Big 12 from 2016-23 in several categories:
  - Scoring Defense (23.2)
  - Total Defense (354.7)
  - Yards Per Play Allowed (5.3)
  - Rushing Yards Allowed (133.4)
  - Yards Per Carry Allowed (3.8)
- Veidt mentored four NFL Draft picks in the last three years at Iowa State, including 2023 first-round selection and defensive end Will McDonald IV.

## FLETCHER BROTHERS REUNITE IN CLIFTON

- Mason Fletcher welcomed his brother, Max, to the program this past spring as a transfer from Arkansas.
- A fellow punter, Max ranked seventh nationally with a 46.9 punting average at Arkansas this past season.
- He collected All-SEC Second Team honors from the coaches last fall, adding 23 punts of 50+ and 19 punts inside the 20-yard line for the Razorbacks. He tallied 59 punts and his 2,770 total punting yards led the SEC.
- Max is expected to serve as the backup to his older brother while redshirting in 2024 before serving as the Bearcats' starting punter the following two seasons, while he pursues a master's degree.

## 2024 SCHEDULE PRIMER

- The Big 12 welcomed four new members for the 2024-25 season and UC will face two of them, hosting Arizona State on Oct. 19 before visiting Colorado on Oct. 26. The game vs. the Sun Devils is also Cincinnati's Homecoming Game.
- Cincinnati will also meet Texas Tech, Kansas State, and TCU for the first time as Big 12 Conference foes.
- At the Nov. 9 game vs. West Virginia, UC will celebrate the 100th Anniversary of the dedication of Nippert Stadium.
- Below are brief capsules on Cincinnati's six remaining games this season:
  - **Arizona State (Oct. 19):** The Bearcats will host the Sun Devils for the first time ever in ASU's first season in the Big 12. UC picked up a 34-7 victory in Tempe, Ariz., in 1954, and a 14-0 win at Arizona State in 1976. The victory in 1954 (Nov. 6) marked legendary coach Sid Gillman's final victory as the Bearcats' head coach. He took over as the Los Angeles Rams coach in the NFL the next season.
  - **at Colorado (Oct. 26):** Cincinnati's more-than-1,200-mile trip to Folsom Field in Boulder, Colo. will be its longest away trip of the season as UC welcomes the Buffaloes back to the Big 12, which they were in from 1996-2010.
  - **West Virginia (Nov. 9):** It will be the Mountaineers first trip back to Nippert Stadium since Isaiah Pead rushed for 175 yards and an injured Tony Pike split time at quarterback with Zach Collaros to lead Cincinnati to a 24-21 victory in 2009. The win kept UC a perfect 10-0 on the season.
  - **at Iowa State (Nov. 16):** Cincinnati will make its first trip to Ames, Iowa to face the Cyclones in Jack Trice Stadium. The Bearcats' new defensive coordinator Tyson Veidt served as Iowa State's associate head coach/linebackers for the last eight seasons.
  - **at Kansas State (Nov. 23):** Cincinnati travels to Manhattan, Kansas to face the Wildcats for the first time since 1996. UC picked up home-away sweeps over Kansas State in 1951-52 and 1965-66 before falling twice in 1995-96.
  - **TCU (Nov. 30):** TCU (2022) and Cincinnati (2021) — the last two current Big 12 teams to advance to the College Football Playoff — will meet for the first time since three straight Conference USA matchups from 2002 to 2004. The Bearcats' 36-29 overtime victory over TCU at

Nippert Stadium in 2002 kicked off a home-opener win streak that continues to this day (22 straight).

## BY RUSH AND BY PASS

- In 10 seasons as an FBS head coach, Satterfield's rush offense has always averaged at least 200 yards per game and his teams have ranked in the Top 30 nationally in rushing every year. Last season, he coached UC to the fifth-best rushing offense in the nation, the highest-ranked rushing offense of his head coaching career.

## SATTERFIELD OFFENSES BY THE NUMBERS (NAT. RANK)

YEAR	RUSH (rank)	PASS (rank)	TOTAL (rank)
2024	169.3 (62)	291.2 (22)	460.5 (23)
2023	217.1 (5)	209.0 (87)	426.1 (33)
2022	201.0 (23)	205.5 (99)	406.5 (49)
2021	212.9 (18)	236.4 (65)	446.2 (21)
2020	200.0 (29)	244.2 (48)	444.2 (29)
2019	212.9 (24)	234.5 (65)	447.3 (24)
2018	240.4 (14)	190.6 (99)	431.0 (37)
2017	223.6 (22)	216.2 (75)	439.8 (31)
2016	250.9 (10)	179.0 (105)	429.9 (52)
2015	271.5 (6)	195.8 (93)	467.3 (26)
2014	241.8 (18)	219.8 (73)	461.5 (26)

## SATTERFIELD'S 1,000-YARD RUSHERS

- When Corey Kiner ran eclipsed the 1,000-yard mark in the final game of the 2023 season, he became Scott Satterfield's 10th 1,000-yard rusher as a head coach.

PLAYER (SCHOOL)	YARDS	YEAR
Marcus Cox (App State)	1,250	2013
Marcus Cox (App State)	1,415	2014
Marcus Cox (App State)	1,428	2015
Marcus Cox (App State)	1,015	2016
Jalin Moore (App State)	1,402	2016
Jalin Moore (App State)	1,037	2017
Darrynton Evans (App State)	1,187	2018
Javian Hawkins (Louisville)	1,525	2019
Malik Cunningham (Louisville)	1,034	2021
<b>Corey Kiner (Cincinnati)</b>	<b>1,047</b>	<b>2023</b>

## CORLEONE, DINGLE MAKE "FREAKS" LIST

- Redshirt junior defensive tackle Dontay Corleone and redshirt junior linebacker Jack Dingle were both mentioned in Bruce Feldman's annual "Freaks" list.
- It marked the second straight season that Corleone made the list and the fourth straight year that UC had multiple players mentioned.
- Excerpt about Corleone: "The Godfather is a rare talent. He's 6-1 and 330 pounds. He wears size 18 shoes and has size 11 hands. He benched 485 pounds but moves really well, clocking a 1.71-second 10-yard split and a 2.81 20. He has topped out at 18.7 mph."
- Excerpt about Dingle: Jack Dingle is 6-3 1/2, 240-pounds and built like an Adonis, coaches say. He benched 395 pounds this offseason and did 26 reps at 225. He clocked a 1.54-second 10-yard split, hit 21.99 mph on the GPS and had a 4.21 pro agility shuttle to go with a 33-inch vertical and a 9-11 broad jump."

## GET TO KNOW THE BEARCATS

- The University of Cincinnati Department of Athletics competes at the highest level of intercollegiate athletics with the vision to reach Next Level Success for all 18 varsity teams and more than 450 student-athletes. The Bearcats have a proud athletics history, winning eight national championships and 118 conference titles. The Cincinnati men's basketball team is among the 15 winningest programs all-time, while the football team became the first non-Power Five program to compete

in the College Football Playoff in 2021. Olympic gold medalist volleyball player Jordan Thompson, NBA Hall of Famer Oscar Robertson and Major League Baseball legend Sandy Koufax are among several luminaries who have competed as Bearcats.

- The Bearcats entered a new era as a Power Five School on July 1, 2023 when they officially joined the Big 12 Conference, positioning Cincinnati among the nation's premier athletics programs.
- Off the field, UC student-athletes continue to find success, collectively posting a 3.4 GPA in spring 2023 with 78% earning spots on the Honor Roll.
- Under the leadership of Director of Athletics John Cunningham, and supported by more than 150 full-time staff members, UC Athletics' mission is to connect our community, enhance our university and impact the lives of student-athletes as they prepare to change the world on and off the field.

## AN ELITE PROGRAM BY THE NUMBERS

- UC has positioned itself as one of the most successful programs in the country over the last several years.
- Cincinnati is 60-22 since the start of the 2018 season, which ranks ninth among FBS programs and is the best record among current Big 12 programs during that span.
- Since the start of the 2013 season, UC has won three conference championships while advancing to eight bowl games. Two of its eight bowl trips have been to New Year's Six bowls: 2021 Peach Bowl and the 2021 Cotton Bowl Classic (CFP Semifinal).
- The Bearcats became the first-ever "Group of Five" team to advance to the College Football Playoff in 2021, defeating No. 9 Notre Dame on the road and finishing undefeated in the regular season along the way.
- Since 2009 (last 15 years) the Bearcats rank 19th in FBS with a 128-66 (.660) record and rank fourth among current Big 12 teams behind Oklahoma State, TCU, and Utah. They have won seven conference titles during that time, a number only matched by Alabama (9) Clemson (8) and Oklahoma (8).
- Cincinnati (2021) was one of just 15 teams to make the College Football Playoff in the four-team era (2014-23) and one of just two current Big 12 teams (TCU, 2022) to make it. UC was the only non-Power Five program to ever earn a CFP berth in the four-team format.

## CFP+MF4 APPEARANCE

- Cincinnati is one of 11 schools - and the only Big 12 institution - to have a Men's Final Four and College Football Playoff appearance in its athletic history.
- Cincinnati became the first non-Power 5 team to make the College Football Playoff after finishing as the nation's only undefeated team in 2021 and has advanced to six Men's Final Fours.

## BEARCATS FIND NFL SCESS

- Cincinnati has seen 16 Bearcats drafted since the start of 2021 — second-most in the Big 12 in that time span. The list includes Ahmad "Sauce" Gardner, who was selected fourth overall by the New York Jets in 2022 and went on to earn All-Pro and NFL Defensive Rookie of the Year honors.
- While Gardner took the NFL by storm as a rookie, Travis and Jason Kelce turned in dominant seasons once again. The brothers, who both starred for the Bearcats more than a decade ago, each earned All-Pro and faced off in Super Bowl LVIII. The Kansas City Chiefs won the league crown and Travis Kelce was joined by fellow Bearcat Bryan Cook, a rookie safety.

## KELCE BROTHERS BRING NEW HEIGHTS TO FIFTH THIRD ARENA

- NFL superstars and former Bearcats Travis and Jason Kelce returned to campus on April 11 for a live episode of their podcast, New Heights.
- In front of more than 12,000 fans at Fifth Third Arena, the Kelces entertained for nearly four hours and gave attendees a night they'll never forget.
- The event began with the first-ever edition of the "Lombaby Games", which pitted UC student-athletes against traditional students in a series of mental and physical challenges.
- Following the games, Travis and Jason welcomed special guests Desmond Ridder, Orlando Brown Jr., and Joe Burrow to share stories and plenty of laughs that kept the crowd engaged all night.
- The climax of the event came near the end, when director of athletics John Cunningham held a surprise commencement ceremony for Travis and Jason, who were not able to walk at their own graduation.
- The event had a seismic impact on social media, generating over 14 million impressions and over one million engagements. The final post of the night from the surprise commencement ceremony was the top-performing social media post in UC athletics history, and the top-performing post by any Big 12 main athletics Instagram account since 2021.

## INDOOR PRACTICE FACILITY COMING IN 2025

- On Aug. 16, the final steel beam was installed at Cincinnati's Indoor Practice Facility, which is set to be completed in Spring 2025.
- Spearheaded by Larry and Rhonda Sheakley's transformational giving and leadership, the new state-of-the-art facilities will elevate the Cincinnati student-athlete experience, giving Bearcats an unrivaled advantage on the playing field and on the recruiting trail.
- The 84,000 square-foot Indoor Practice Facility features

- a 120-yard football field equipped for multiple sports. The field will provide an all-weather home for Cincinnati football practices and year-round workouts and have direct access to the Performance Center's weight room, training room and performance nutrition fueling stations.
- The 96,000 square-foot Performance Center features three levels that will provide nearly everything a student-athlete needs to get competition and practice ready in one place, including offices for the football program.
- Find out more about the practice facility on page 11.

## TAKE ME TO HIGHER GROUND

- For the past 26 years, the UC football has called the Higher Ground Conference and Retreat Center in West Harrison, Ind., its preseason training home.
- The 280-acre facility is located about 30 miles from campus and has served as the Bearcats training camp location since the lead up to the 1999 season.
- Higher Ground has two 100-yard turf practice fields, including a new surface installed in 2017, ample living and meeting spaces and no distractions from football.

## CHAMPIONSHIP HISTORY

- UC won the 2021 and 2020 AAC Championships, its 15th and 16th league titles, for its first two since 2014 and first outright crowns since 2009.
- UC played in its third-straight AAC title game in 2021.
- Each of the last two were played at Nippert Stadium. UC toppled No. 16 Houston in 2021 after defeating No. 23 Tulsa on Cole Smith's game-ending 34-yard field goal. That first game, played on Saturday, Dec. 19 at Nippert Stadium, marked the latest date a game was played in Nippert since a matchup vs. Xavier on Dec. 7, 1918.

### CONFERENCE CHAMPIONSHIPS (16)

YEAR	LEAGUE	HC	REC
1933	Buckeye *	King	7-2-0
1934	Buckeye	King	6-2-1
1947	Mid-American	Nolting	7-3-0
1949	Mid-American	Gillman	7-4-0
1951	Mid-American	Gillman	10-1-0
1952	Mid-American	Gillman	8-1-1
1963	Missouri Valley *	Studley	6-4-0
1964	Missouri Valley	Studley	8-2-0
2002	Conference USA *	Minter	7-7-0
2008	BIG EAST	Kelly	11-3-0
2009	BIG EAST	Kelly	12-1-0
2011	BIG EAST *	Jones	10-3-0
2012	BIG EAST *	Jones	10-3-0
2014	American *	Tuberville	9-4-0
2020	American	Fickell	9-0-0
2021	American	Fickell	13-0-0

\* - Shared title

## HERE, THERE AND EVERYWHERE

OPPONENT	TIME	TV	LENGTH	HALF	FINAL	COIN TOSS	KICKOFF/RECEIVE	1ST UC POSS.	1ST OPP. POSS.	HELMET	JERSEY	PANTS
TOWSON	2:30 p.m.	ESPN+	3:25	28-17	38-20	Lost	Receive	TD	Punt	White	White	White
PITT	Noon	ESPN2	3:34	17-6	27-28	Lost	Receive	Punt	INT	Red	Red	White
at Miami (OH)	Noon	ESPNU	3:21	10-3	27-16	Lost	Kickoff	Punt	INT	Black	White	Black
HOUSTON	Noon	FS1	2:57	24-0	34-0	Lost	Receive	Punt	INT	White	Black	White
at Texas Tech	8:00 p.m. ET	ESPN2	3:41	24-24	41-44	Won	Kickoff	TD	FG	Black	White	White
at UCF	3:30 p.m.	ESPN2	3:19	10-3	19-13	Won	Kickoff	INT	Fumble	Red	White	Black
ARIZONA STATE	Noon	ESPN+										
at Colorado	10:15 p.m. ET	ESPN										
WEST VIRGINIA												
at Iowa State												
at Kansas State												
TCU												



NIPPERT STADIUM DEDICATION 100<sup>TH</sup> ANNIVERSARY

Cincinnati Athletics will commemorate the 100-year anniversary of the dedication of Nippert Stadium during the entire 2024 football season, celebrating the life of stadium namesake Jimmy Nippert as the Bearcats' season-long theme. The celebration will take center stage Nov. 9, 2024 when the Bearcats face former BIG EAST rival West Virginia on Carson Field.

UC debuted a memorial shield this summer, which will be featured throughout the 2024 season. More information about the logo can be found on the graphic to the left.

Nippert was a center and captain on the 1923 football team when he sustained an injury on Thanksgiving Day against rival Miami (OH). He fell ill with blood poisoning and died on Christmas Day. Nippert's grandfather—James N. Gamble, son of the Procter & Gamble co-founder—donated \$250,000 for the completion of the stadium.

Nippert Stadium was officially dedicated on Nov. 8, 1924 before kickoff of a game against Oberlin. Members of the Nippert family joined UC staff, players from both teams, and representatives from universities in the region in a ceremony at the memorial in the south end of the stadium.

Nippert Stadium stands as the centerpiece of the University of Cincinnati's campus. Through several renovations, the stadium has modernized to feature suite levels and a press box in addition to premium seating. It now seats just under 40,000 fans, but remains in the middle of campus, adjacent to the Tangeman University Center. Nippert Stadium's turf is open to all students for recreation when not in use by the football or lacrosse teams for practices or games.

Various football season graphic elements and marketing materials, including season tickets, will incorporate throwback designs that pay homage to Jimmy Nippert and celebrate the stadium's rich history.

## COMING IN SPRING 2025: INDOOR PRACTICE FACILITY & PERFORMANCE CENTER


Spearheaded by Larry and Rhonda Sheakley's transformational giving and leadership, the new state-of-the-art facilities will elevate the Cincinnati student-athlete experience, giving Bearcats an unrivaled advantage on the playing field and on the recruiting trail.

The 84,000 square-foot Indoor Practice Facility features a 120-yard football field equipped for multiple sports. The field will provide an all-weather home for Cincinnati football practices and year-round workouts and have direct access to the Performance Center's weight room, training room and performance nutrition fueling stations.

The field will feature WiFi access and a remote-operated camera system for football as well as a scoreboard, state-of-the-art sound system and a built-in Catapult technology system.

The 96,000 square-foot Performance Center features three levels that will provide nearly everything a student-athlete needs to get competition and practice ready in one place:

- Offices for football program
- Performance nutrition station for all sports
- Fueling station for football
- Sports performance weight room
- Athletic training room
- Multiple recovery spaces
- Mental health services
- Equipment room
- Creative suite



Top: A mid-construction photo of the indoor practice facility from July 2, 2024  
Bottom: An artist's rendering of the practice field inside the indoor practice facility, scheduled to be completed in Spring 2025.





## POLLING DATA

WEEK	AP	COACHES	CFP
Preseason	-	-	-
Week 1	-	-	-
Week 2	-	-	-
Week 3	-	-	-
Week 4	-	-	-
Week 5	-	-	-
Week 6	-	-	-
Week 7	-	-	-
Week 8	-	-	-
Week 9	-	-	-
Week 10	-	-	-
Week 11	-	-	-
Week 12	-	-	-
Week 13	-	-	-
Week 14	-	-	-

## IN THE POLLS

AP	COACHES
1. Texas	1. Texas
2. Oregon	2. Oregon
3. Penn State	3. Penn State
4. Ohio State	4. Georgia
5. Georgia	5. Ohio State
6. Miami (FL)	6. Miami (FL)
7. Alabama	7. Alabama
8. LSU	8. LSU
9. Iowa State	9. Clemson
10. Clemson	10. Tennessee
11. Tennessee	11. Notre Dame
12. Notre Dame	12. Iowa State
13. BYU	13. BYU
14. Texas A&M	14. Texas A&M
15. Boise State	15. Ole Miss
16. Indiana	16. Missouri
17. Kansas State	17. Kansas State
18. Ole Miss	18. Indiana
19. Missouri	19. Boise State
20. Pittsburgh	20. Pittsburgh
21. SMU	21. Illinois
22. Illinois	22. Michigan
23. Army	23. SMU
24. Michigan	24. Army
25. Navy	25. Nebraska

## NIPPERT STADIUM TOP CROWDS

ATT	OPPONENT	DATE	RESULT
40,140	UConn	10/24/15	W, 37-13*
40,121	UCF	10/4/19	W, 27-24*
40,101	Miami (Fla.)	10/1/15	W, 34-23*
40,015	Houston	9/15/16	L, 40-16*
39,095	Alabama A&M	9/5/15	W, 52-10
38,919	UConn	11/9/19	W, 48-3
38,557	South Florida	10/8/22	W, 28-24*
38,464	Indiana	9/24/22	W, 45-24*
38,461	Navy	11/5/22	W, 20-10*
38,199	East Carolina	11/11/22	W, 27-25*
38,193	EKU	9/2/23	W, 66-13*
38,193	Miami (OH)	9/16/23	L, 24-31 (OT)*
38,193	Oklahoma	9/23/23	L, 6-20*
38,193	Iowa State	10/14/23	L, 10-30*
38,193	Baylor	10/21/23	L, 29-32
38,193	UCF	11/4/23	L, 26-28

\*-Sellouts



## CARSON FIELD AT NIPPERT STADIUM

Carson Field at Nippert Stadium has been the venerable home of the University of Cincinnati football team since 1901 and provides a phenomenal home-field environment.

## ALL-TIME RECORD AT NIPPERT STADIUM

# 359-198-13 (.641)

Since James Gamble Nippert Memorial Stadium was dedicated on Nov. 8, 1924.

## WHAT'S IN A NAME?

- During the season-ending clash with rival Miami (OH) in 1923, Jimmy Nippert sustained a spike wound injury and died a month later from blood poisoning.
- His grandfather, James N. Gamble of Procter and Gamble, provided the funds needed to complete the horseshoe-shaped structure, and the James Gamble Nippert Memorial Stadium was dedicated on Nov. 8, 1924.
- The stadium's founder was Arch Carson, who as captain and principal organizer played a significant role in starting football on the UC campus in 1885. In 1901 as physical director of the university, Carson guided the construction of the field which was later named for him -- the playing surface is still called Carson Field.

## A MODERN CLASSIC

- In 1915, construction was completed on the first sections of a brick and concrete structure to replace the wooden stands and continued for several seasons as funds were raised.
- In 1924, the completed structure was dedicated as James Gamble Nippert Memorial Stadium with a capacity of 12,000.
- UC has used the Nippert site as a playing surface

since 1901, making it the second-oldest playing site in the nation for college football behind Penn's Franklin Field (1895).

- UC went from having nearly no premium seating options to the addition of 1,100 scholarship club seats and 53 indoor and outdoor suites of varying sizes. A skywalk connects Tangeman University Center to the West Pavilion with premium area customers able to access the facility on gameday from the other side of campus.

## TQL PARTNERSHIP BOLSTERS NIPPERT STADIUM

- Total Quality Logistics (TQL), the second-largest freight brokerage firm in North America and Cincinnati's largest private company, and UC announced in January 2023 a long-term strategic partnership that will include field level and stadium signage and logo assets for TQL as well as specific investment to the Bearcats' indoor practice and performance facility project.
- TQL's logo will appear on Carson Field in two places.
- While field surface branding typically results in renaming the venue, as a Cincinnati company, TQL has chosen to not name the field. It will continue to be named Carson Field in honor of Dr. Arch Carson, who organized the first football team at the university in 1885 and is known as the Father of UC Football.

## 2024 CINCINNATI FOOTBALL ALPHABETICAL ROSTER

#	NAME	POS.	HT.	WT.	CL.	HOMETOWN / HIGH SCHOOL / LAST SCHOOL
93	Harris Adams	DL	6-3	308	RJr.	Dickson, Tenn. / Nashville Christian / Southeast Missouri State
37	Trevor Adams	LB	6-3	243	RJr.^	Loveland, Ohio / Goshen / Western Kentucky
19	Dakarai Anderson	WR	5-8	188	Fr.	Perry, Ga. / Perry
8	Ormanie Arnold	CB	5-9	178	RSO.	Long Beach, Calif. / Dominguez / Idaho
95	Lendric Barber	DL	6-3	305	Fr.	McDonough, Ga. / Ola
7	Jared Bartlett	LB	6-2	237	RSr*	Miami, Fla. / Collins Hill (Ga.) / West Virginia
17	Joey Beljan	TE	6-3	235	RSr.**	Holland, N.J. / Delaware Valley / Western Kentucky
84	Sterling Berkhalter	WR	6-3	200	RJr.	Cincinnati, Ohio / Ga. Prep Academy / NC A&T
88	Nash Biglin	WR	6-3	200	So.^	Worthington, Ohio / Worthington Kilbourne
57	Ben Blevins	DT	5-11	250	RJr.^	Maineville, Ohio / La Salle
33	Zander Blue	S	5-11	180	RJr.^	Louisville, Ky. / Atherton
86	Ayden Boykin	WR	5-9	165	Fr.^	Akron, Ohio / Archbishop Hoban
33	Carter Brown	K	6-0	198	Jr.	Pearland, Texas / Dawson / Arizona State
56	Deondre Buford	OL	6-4	318	RJr.	Detroit, Mich. / Martin Luther King / Kentucky
40	Kamari Burns	DE	6-4	285	RFr.	Columbus, Ohio / Lincoln
52	Garrison Butler	DL	6-1	285	Fr.	Jacksonville, Fla. / The Bolles School
20	Jakorion Caffey	RB	5-11	215	Fr.	Avon, Ohio / Avon
10	Derrick Canteen	S	5-11	197	RSr.*	Evans, Ga. / Evans / Georgia Southern / Virginia Tech
21	Kalen Carroll	CB	6-0	182	RSO.	Indianapolis, Ind. / Center Grove
63	Zac Clarke	OL	6-6	290	Fr.	Plainfield, Ill. / Oswego East
29	Stanley Clyne	CB	6-2	175	RFr.^	Tipp City, Ohio / Tippecanoe
4	Mikah Coleman	DE	6-4	265	RJr.	Reynoldsburg, Ohio / Reynoldsburg / Eastern Michigan
31	Simeon Coleman	LB	6-0	230	Fr.	Seat Pleasant, Md. / St. Francis Academy
36	Christian Comisso	LB	6-1	235	RFr.^	Defiance, Ohio / Defiance
2	Dontay Corleone	DT	6-1	320	RJr.	Cincinnati, Ohio / Colerain
29	Manny Covey	RB	5-10	190	RFr.	Starke, Fla. / Bradford
32	Maxwell Cummings	S	6-0	185	RFr.^	Gahanna, Ohio / Lincoln
24	Victor Dawson	RB	6-0	225	RJr.^	Akron, Ohio / Hoban / Merrimack
49	Jack Dingle	LB	6-4	240	RJr.	Louisville, Ky. / Trinity
23	Brian Doneghy II	RB	5-8	210	RSr.^	Montgomery, Ohio / Sycamore / Dayton
12	Brady Drogosh	LB	6-4	220	RFr.	Warren, Mich. / De La Salle Collegiate
78	Grant Edgington	OL	6-3	295	RFr.^	Madeira, Ohio / Madeira
31	Mason Fletcher	P	6-7	215	Sr.	Melbourne, Australia / ProKick
30	Max Fletcher	P	6-4	195	Jr.	Melbourne, Australia / ProKick / Arkansas
53	Gavin Gerhardt	OL	6-4	300	RSr.	Xenia, Ohio / Xenia
6	Trevon Gola-Callard	S	6-1	190	Jr.	Las Vegas, Nev. / Pale Verde / Southern Utah
11	Jake Golday	LB	6-4	240	RJr.	Arlington, Tenn. / Arlington / Central Arkansas
23	Willie Goodwyn	CB	5-11	180	Fr.	Montgomery, Ala. / Rabun County (Ga.)
79	Ethan Green	OL	6-7	318	RSO.	Fremont, Ohio / Fremont Ross
87	Gavin Grover	TE	6-6	250	Fr.	Lewis Center, Ohio / Olentangy
77	Jonathan Harder	OL	6-4	330	RSO.	Delaware, Ohio / Olentangy Berlin
96	Nathan Hawks	K	6-2	210	RSr.^	Enon, Ohio / Greenon / Wittenberg
8	Xzavier Henderson	WR	6-3	200	Sr.*	Miami, Fla. / Columbus / Florida
92	Nick Herbst	DL	6-2	248	RJr.	Canandaigua, N.Y. / Canandaigua / SUNY Brockport
13	Jacob Hoying	QB	6-1	208	RJr.^	Columbus, Ohio / Bishop Watterson
90	Jalen Hunt	DT	6-4	308	RSr.*	Detroit, Mich. / Belleville / Michigan State
14	Barry Jackson Jr.	WR	5-11	193	RFr.	Ellenwood, Ga. / Cedar Grove
99	Rob Jackson	DE	6-4	270	RJr.	Philadelphia, Pa. / Archbishop Wood
25	Daniel James	CB	5-11	180	Fr.	Powder Springs, Ga. / McEachern
0	Tony Johnson	WR	5-10	187	RJr.	Ocala, Fla. / Vanguard / FAU
14	Zay "Gravy" Johnson	CB	6-2	175	Fr.	Clinton, S.C. / Clinton
80	Elijah Jones	WR	5-11	195	Fr.	Norristown, Pa. / St. Joseph's Prep
5	Samaj Jones	QB	6-0	215	Fr.	Philadelphia, Pa. / St. Joseph's Prep
67	Luke Kandra	OL	6-4	323	RSr.	Cincinnati, Ohio / Elder / Louisville
42	Connor Keyes	LB	6-3	240	Jr.^	Cincinnati, Ohio / Elder / Minnesota
21	Corey Kiner	RB	5-9	210	Sr.	Cincinnati, Ohio / Roger Bacon / LSU
22	Zane Kinsey	WR	5-10	199	Fr.^	Wellsville, Ohio / Toronto
15	Will Kocher	QB	6-2	203	RFr.^	Kings Mills, Ohio / Kings
47	George Leibold	LS	6-2	210	Fr.^	Sarasota, Fla. / Cardinal Mooney
93	Max Lemasters	K	5-6	175	RFr.	Cincinnati, Ohio / Elder
39	Cincear Lewis	LB	6-2	208	RSO.	Kalamazoo, Mich. / Kalamazoo Central

#	NAME	POS.	HT.	WT.	CL.	HOMETOWN / HIGH SCHOOL / LAST SCHOOL
16	Brady Lichtenberg	QB	6-1	200	RJr.	Toledo, Ohio / St. John's Jesuit
91	Drew Logan	DE	6-4	275	RSO.^	North Canton, Ohio / Hoover
66	Xavier Lozowicki	OL	6-5	304	So.	Ridley Park, Pa. / IMG Academy / Maine
30	Tavier Lugo-Flowers	S	6-0	201	Fr.^	Cincinnati, Ohio / Princeton
10	Jamoi Mayes	WR	5-11	205	RSr.	Griffin, Ga. / Griffin / Chattanooga
82	Michael McCalmont	TE	6-3	240	RSr.^	Mason, Ohio / Mason
89	Ben Mehan	P	6-1	190	Fr.	Downingtown, Pa. / Downingtown West HS
20	Mehki Miller	STAR	6-1	200	RSr.*	Park Forest, Ill. / Rich Central / Miami (Ohio) / New Mexico State
34	Noah Miller	LB	6-2	220	Fr.^	Troy, Ohio / Troy
71	Judea Milon	OL	6-4	300	R-Jr.	Killeen, Texas / Shoemaker / Tyler Junior College
0	Josh Minkins Jr.	S	6-2	200	RSr.	Louisville, Ky. / Willingboro / Louisville
38	Nijal Mooney	LB	6-0	232	RJr.^	Cincinnati, Ohio / Roger Bacon / Findlay
81	Michael Mussari	WR	6-1	200	RFr.^	Kings Mills, Ohio / Kings
96	Nathan Nunn	DE	6-2	278	Fr.^	Medina, Ohio / Medina
98	Marquaze Parker	DL	6-4	275	Fr.	West Memphis, Ark. / West Memphis
73	Aiden Pastoriza	OL	6-7	280	Fr.	Jackson, Mich. / Lumen Christi
46	Antwan Peek Jr.	STAR	6-2	208	RSO.^	Cincinnati, Ohio / Indian Hill
43	Jayden Perry	LS	6-3	240	RSr.*	Savannah, Ga. / Islands / Coastal Carolina / Indiana State
97	Eric Phillips	DE	6-3	260	RSr.*	Cincinnati, Ohio / Colerain
3	Evan Prater	WR	6-4	202	RSr.	Cincinnati, Ohio / Wyoming
19	Quinton Price	CB	6-3	183	Fr.	Cincinnati, Ohio / Taft
6	Evan Pryor	RB	5-10	198	RJr.	Cornelius, N.C. / William Amos Hough / Ohio State
35	Drew Robinson	S	6-2	190	Fr.^	Clarksville, Ohio / Moeller
16	Jordan Robinson	CB	6-4	210	Jr.	Columbia, S.C. / Livingstone / Kentucky
26	Cam Roetherford	DL	6-2	280	RSO.	Detroit, Mich. / Martin Luther King / Arkansas-Pine Bluff
11	Joe Royer	TE	6-5	255	RJr.	Cincinnati, Ohio / Elder / Ohio State
18	Marqavious Saboor	STAR	6-0	180	Fr.	Decatur, Ga. / Carlton Kell
9	Jiquan Sanks	STAR	5-11	195	Fr.	Columbus, Ga. / Central (Ala.)
69	JP Schrieber	OL	6-2	295	Fr.^	Berwyn, Pa. / St. Joseph's Prep
44	Francis Sherman	TE	6-3	240	Sr.	Bay Village, Ohio / Bay / Arkansas
48	Weston Simmons	LS	5-11	225	RFr.^	Mason, Ohio / Mason
17	Brian Simms III	LB	6-3	228	RFr.	Baltimore, Md. / St. Frances Academy
94	Keilan Smith	DT	6-3	330	RFr.^	Pickerington, Ohio / Pickerington Central
4	Tyrin Smith	WR	5-7	165	RSr.*	Cibola, Texas / Cibola Steele / Cisco College / UTEP
2	Brendan Sorsby	QB	6-3	228	RSO.	Denton, Texas / Lake Dallas / Indiana
41	Quinn Staten	LB	6-2	230	RFr.^	Toledo, Ohio / St. John's Jesuit
12	Danny Stoddard	QB	6-1	175	Fr.^	Medina, Ohio / Medina
3	Kye Stokes	CB	6-1	192	RSO.	Tampa, Fla. / Armwood / Ohio State
5	D.J. Taylor	S	5-10	195	RSr.	Tampa, Fla. / Tampa Catholic / Arizona State
50	Evan Tengesdahl	OL	6-4	315	RFr.	Dayton, Ohio / Wayne
22	Jonathan Thompson	LB	6-2	230	RSO.	Columbus, Ohio / St. Francis De Sales
54	Dartanyan Tinsley	OL	6-4	320	RSr.*	Owensboro, Ky. / Owensboro / Kentucky Christian
9	Aaron Turner	WR	5-8	185	Sr.	Ellicott, Md. / Gonzaga College / UConn
24	Darian Varner	DE	6-3	265	RSr.	Norfolk, Va. / Maury / Temple / Wisconsin
85	Lyviel Waters	TE	6-2	230	Fr.^	Cincinnati, Ohio / Winton Woods
44	Montay Weedon	LB	6-1	218	Fr.	Silver Spring, Md. / St. John's College
59	Jake Wheelock	OL	6-4	300	Fr.	Dayton, Ohio / Stebbins
74	Phillip Wilder	OL	6-5	315	Sr.*	Jonesboro, Ga. / Mt. Zion / Southeast Missouri State
7	Chance Williams	RB	5-8	190	Jr.	Baton Rouge, La. / Scotlandville Magnet / Grambling State
75	John Williams	OL	6-5	320	RSr.	Bolingbrook, Ill. / Bolingbrook
27	Ken Willis	S	5-11	188	RSO.	Cincinnati, Ohio / Colerain
15	Kameron Wilson	DL	6-2	250	RJr.	Decatur, Ga. / Mount Zion / Louisville
13	Logan Wilson	S	5-10	180	RSr.*	Dallas, Texas / Bishop Dunne / Kansas State / ULM / North Texas
18	Kale Woodburn	WR	5-10	160	Fr.	Warner Robins, Ga. / Houston County
35	Brady Young	P	6-3	215	RJr.^	Perrysburg, Ohio / Perrysburg
1	Jordan Young	CB	6-0	197	RJr.	Tampa, Fla. / Gaither / Florida
83	Devyn Zahursky	TE	6-4	250	Fr.	Berea, Ohio / Midpark

\* - Using extra year of eligibility from COVID-19 pandemic; ^ - Walk-On

## 2024 CINCINNATI FOOTBALL NUMERICAL ROSTER

#	NAME	POS.	HT.	WT.	CL.	HOMETOWN / HIGH SCHOOL / LAST SCHOOL
0	Josh Minkins Jr.	S	6-2	200	RSr.	Louisville, Ky. / Willingboro / Louisville
0	Tony Johnson	WR	5-10	187	RJr.	Ocala, Fla. / Vanguard / FAU
1	Jordan Young	CB	6-0	197	RJr.	Tampa, Fla. / Gaither / Florida
2	Brendan Sorsby	QB	6-3	228	RSo.	Denton, Texas / Lake Dallas / Indiana
2	Dontay Corleone	DT	6-1	320	RJr.	Cincinnati, Ohio / Colerain
3	Evan Prater	WR	6-4	202	RSr.	Cincinnati, Ohio / Wyoming
3	Kye Stokes	CB	6-1	192	RSo.	Tampa, Fla. / Armwood / Ohio State
4	Mikah Coleman	DE	6-4	265	RJr.	Reynoldsburg, Ohio / Reynoldsburg / Eastern Michigan
4	Tyrin Smith	WR	5-7	165	RSr.*	Cibola, Texas / Cibola Steele / Cisco College / UTEP
5	D.J. Taylor	S	5-10	198	RSr.	Tampa, Fla. / Tampa Catholic / Arizona State
5	Samaj Jones	QB	6-0	215	Fr.	Philadelphia, Pa. / St. Joseph's Prep
6	Trevon Gola-Callard	S	6-1	185	Jr.	Las Vegas, Nev. / Pale Verde / Southern Utah
6	Evan Pryor	RB	5-10	198	RJr.	Cornelius, N.C. / William Amos Hough / Ohio State
7	Chance Williams	RB	5-8	190	Jr.	Baton Rouge, La. / Scotlandville Magnet / Grambling State
7	Jared Bartlett	LB	6-2	237	RSr.*	Miami, Fla. / Collins Hill (Ga.) / West Virginia
8	Ormanie Arnold	CB	5-9	178	RSo.	Long Beach, Calif. / Dominguez / Idaho
8	Xavier Henderson	WR	6-3	200	Sr.*	Miami, Fla. / Columbus / Florida
9	Aaron Turner	WR	5-8	185	Sr.	Ellicott, Md. / Gonzaga College / UConn
9	Jiquan Sanks	STAR	5-11	195	Fr.	Columbus, Ga. / Central (Ala.)
10	Jamoi Mayes	WR	5-11	200	RSr.	Griffin, Ga. / Griffin / Chattanooga
10	Derrick Canteen	S	5-11	197	RSr.*	Evans, Ga. / Evans / Georgia Southern / Virginia Tech
11	Joe Royer	TE	6-5	255	RJr.	Cincinnati, Ohio / Elder / Ohio State
11	Jake Golday	LB	6-4	235	RJr.	Arlington, Tenn. / Arlington / Central Arkansas
12	Brady Drogosh	LB	6-4	220	RFr.	Warren, Mich. / De La Salle Collegiate
12	Danny Stoddard	QB	6-1	175	Fr. ^	Medina, Ohio / Medina
13	Jacob Hoying	QB	6-1	208	RJr. ^	Columbus, Ohio / Bishop Watterson
13	Logan Wilson	S	5-10	180	RSr.*	Dallas, Texas / Bishop Dunne / Kansas State / ULM / North Texas
14	Barry Jackson Jr.	WR	5-11	193	RFr.	Ellenwood, Ga. / Cedar Grove
14	Zay "Gravy" Johnson	CB	6-2	175	Fr.	Clinton, S.C. / Clinton
15	Kameron Wilson	DE	6-2	250	RJr.	Decatur, Ga. / Mount Zion / Louisville
15	Will Kocher	QB	6-2	203	RFr. ^	Kings Mills, Ohio / Kings
16	Brady Lichtenberg	QB	6-1	200	RJr.	Toledo, Ohio / St. John's Jesuit
16	Jordan Robinson	CB	6-4	210	Jr.	Columbia, S.C. / Livingstone / Kentucky
17	Brian Simms III	LB	6-3	228	RFr.	Baltimore, Md. / St. Frances Academy
17	Joey Beljan	TE	6-3	235	RSr.**	Holland, N.J. / Delaware Valley / Western Kentucky
18	Marqavious Saboor	STAR	6-0	180	Fr.	Decatur, Ga. / Carlton Kell
18	Kale Woodburn	WR	5-10	160	Fr.	Warner Robins, Ga. / Houston County
19	Quinton Price	CB	6-3	183	Fr.	Cincinnati, Ohio / Taft
19	Dakarai Anderson	WR	5-8	188	Fr.	Perry, Ga. / Perry
20	Jakorion Caffey	RB	5-11	215	Fr.	Avon, Ohio / Avon
20	Mehki Miller	STAR	6-1	200	RSr.*	Park Forest, Ill. / Rich Central / Miami (Ohio) / New Mexico State
21	Corey Kiner	RB	5-9	210	Sr.	Cincinnati, Ohio / Roger Bacon / LSU
21	Kalen Carroll	CB	6-0	182	RSo.	Indianapolis, Ind. / Center Grove
22	Jonathan Thompson	LB	6-2	230	RSo.	Columbus, Ohio / St. Francis De Sales
22	Zane Kinsey	WR	5-10	190	Fr. ^	Wellsville, Ohio / Toronto
23	Brian Doneghy II	RB	5-8	210	RSr. ^	Montgomery, Ohio / Sycamore / Dayton
23	Willie Goodwyn	CB	5-11	180	Fr.	Montgomery, Ala. / Rabun County (Ga.)
24	Darian Varner	DE	6-3	265	RSr.	Norfolk, Va. / Maury / Temple / Wisconsin
24	Victor Dawson	RB	6-0	225	RJr. ^	Akron, Ohio / Hoban / Merrimack
25	Daniel James	CB	5-11	180	Fr.	Powder Springs, Ga. / McEachern
26	Cam Roetherford	DE	6-2	280	RSo.	Detroit, Mich. / Martin Luther King / Arkansas-Pine Bluff
27	Ken Willis	S	5-11	188	RSo.	Cincinnati, Ohio / Colerain
29	Manny Covey	RB	5-10	190	RFr.	Starke, Fla. / Bradford
29	Stanley Clyne	CB	6-2	175	RFr. ^	Tipp City, Ohio / Tippecanoe
30	Max Fletcher	P	6-4	195	Jr.	Melbourne, Australia / ProKick / Arkansas
30	Tavier Lugo-Flowers	S	6-0	201	Fr. ^	Cincinnati, Ohio / Princeton
31	Mason Fletcher	P	6-7	215	Sr.	Melbourne, Australia / ProKick
31	Simeon Coleman	LB	6-0	230	Fr.	Seat Pleasant, Md. / St. Francis Academy
32	Maxwell Cummings	S	6-0	185	RFr. ^	Gahanna, Ohio / Lincoln
33	Carter Brown	K	6-0	198	Jr.	Pearland, Texas / Dawson / Arizona State
33	Zander Blue	S	5-11	180	RJr. ^	Louisville, Ky. / Atherton

#	NAME	POS.	HT.	WT.	CL.	HOMETOWN / HIGH SCHOOL / LAST SCHOOL
34	Noah Miller	LB	6-2	220	Fr. ^	Troy, Ohio / Troy
35	Drew Robinson	S	6-2	195	Fr. ^	Clarksville, Ohio / Moeller
35	Brady Young	P	6-3	215	RJr. ^	Perrysburg, Ohio / Perrysburg
36	Christian Comisso	LB	6-1	235	RFr. ^	Defiance, Ohio / Defiance
37	Trevor Adams	LB	6-3	243	RJr. ^	Loveland, Ohio / Goshen / Western Kentucky
38	Nijal Mooney	LB	6-0	232	RJr. ^	Cincinnati, Ohio / Roger Bacon / Findlay
39	Cincear Lewis	LB	6-2	208	RSo.	Kalamazoo, Mich. / Kalamazoo Central
40	Kamari Burns	DL	6-4	285	RFr.	Columbus, Ohio / Lincoln
41	Quinn Staten	LB	6-2	230	RFr. ^	Toledo, Ohio / St. John's Jesuit
42	Connor Keyes	LB	6-3	240	Jr. ^	Cincinnati, Ohio / Elder / Minnesota
43	Jayden Perry	LS	6-3	240	RSr.*	Savannah, Ga. / Islands / Coastal Carolina / Indiana State
44	Francis Sherman	TE	6-3	240	Sr.	Bay Village, Ohio / Bay / Arkansas
44	Montay Weedon	LB	6-1	218	Fr.	Silver Spring, Md. / St. John's College
46	Antwan Peek Jr.	STAR	6-2	208	RSo. ^	Cincinnati, Ohio / Indian Hill
47	George Leibold	LS	6-2	210	Fr. ^	Sarasota, Fla. / Cardinal Mooney
48	Weston Simmons	LS	5-11	220	RFr. ^	Mason, Ohio / Mason
49	Jack Dingle	LB	6-4	240	RJr.	Louisville, Ky. / Trinity
50	Evan Tengesdahl	OL	6-4	315	RFr.	Dayton, Ohio / Wayne
52	Garrison Butler	DL	6-1	285	Fr.	Jacksonville, Fla. / The Bolles School
53	Gavin Gerhardt	OL	6-4	307	RSr.	Xenia, Ohio / Xenia
54	Dartanyan Tinsley	OL	6-4	320	RSr.*	Owensboro, Ky. / Owensboro / Kentucky Christian
56	Deondre Buford	OL	6-4	318	RJr.	Detroit, Mich. / Martin Luther King / Kentucky
57	Ben Blevins	DL	5-11	250	RJr. ^	Maineville, Ohio / La Salle
59	Jake Wheelock	OL	6-4	300	Fr.	Dayton, Ohio / Stebbins
63	Zac Clarke	OL	6-6	290	Fr.	Plainfield, Ill. / Oswego East
66	Xavier Lozowicki	OL	6-5	305	So.	Ridley Park, Pa. / IMG Academy / Maine
67	Luke Kandra	OL	6-4	323	RSr.	Cincinnati, Ohio / Elder / Louisville
69	JP Schrieber	OL	6-2	295	Fr. ^	Berwyn, Pa. / St. Joseph's Prep
71	Judea Milon	OL	6-4	300	R-Jr.	Killeen, Texas / Shoemaker / Tyler Junior College
73	Aiden Pastoriza	OL	6-7	280	Fr.	Jackson, Mich. / Lumen Christi
74	Phillip Wilder	OL	6-5	315	Sr.*	Jonesboro, Ga. / Mt. Zion / Southeast Missouri State
75	John Williams	OL	6-5	320	RSr.	Bolingbrook, Ill. / Bolingbrook
77	Jonathan Harder	OL	6-4	330	RSo.	Delaware, Ohio / Olentangy Berlin
78	Grant Edgington	OL	6-3	295	RFr. ^	Madeira, Ohio / Madeira
79	Ethan Green	OL	6-7	318	RSo.	Fremont, Ohio / Fremont Ross
80	Elijah Jones	WR	5-11	195	Fr.	Norristown, Pa. / St. Joseph's Prep
81	Michael Mussari	WR	6-1	200	RFr. ^	Kings Mills, Ohio / Kings
82	Michael McCalmont	TE	6-3	240	RSr. ^	Mason, Ohio / Mason
83	Devyn Zahursky	TE	6-4	250	Fr.	Berea, Ohio / Midpark
84	Sterling Berkhalter	WR	6-3	200	RJr.	Cincinnati, Ohio / Ga. Prep Academy / NC A&T
85	Lyviel Waters	TE	6-2	230	Fr. ^	Cincinnati, Ohio / Winton Woods
86	Ayden Boykin	WR	5-9	165	Fr. ^	Akron, Ohio / Archbishop Hoban
87	Gavin Grover	TE	6-6	250	Fr.	Lewis Center, Ohio / Olentangy
88	Nash Biglin	WR	6-3	200	So. ^	Worthington, Ohio / Worthington Kilbourne
89	Ben Mehan	P	6-1	190	Fr.	Downingtown, Pa. / Downingtown West HS
90	Jalen Hunt	DT	6-4	308	RSr.*	Detroit, Mich. / Belleville / Michigan State
91	Drew Logan	DE	6-4	275	RSo. ^	North Canton, Ohio / Hoover
92	Nick Herbst	DL	6-2	248	RJr. ^	Canandaigua, N.Y. / Canandaigua / SUNY Brockport
93	Harris Adams	DL	6-3	308	RJr.	Dickson, Tenn. / Nashville Christian / Southeast Missouri State
93	Max Lemasters	K	5-6	175	RFr.	Cincinnati, Ohio / Elder
94	Keilan Smith	DT	6-3	330	RFr. ^	Pickerington, Ohio / Pickerington Central
95	Lendric Barber	DL	6-3	305	Fr.	McDonough, Ga. / Ola
96	Nathan Nunn	DE	6-2	278	Fr. ^	Medina, Ohio / Medina
96	Nathan Hawks	K	6-2	210	RSr. ^	Enon, Ohio / Greenon / Wittenberg
97	Eric Phillips	DE	6-3	260	RSr.*	Cincinnati, Ohio / Colerain
98	Marquaze Parker	DL	6-4	265	Fr.	West Memphis, Ark. / West Memphis
99	Rob Jackson	DE	6-4	270	RJr.	Philadelphia, Pa. / Archbishop Wood

\* - Using extra year of eligibility from COVID-19 pandemic; ^ - Walk-On



## CINCINNATI UNOFFICIAL TWO-DEEP DEPTH CHART

## OFFENSE

LT	75	John Williams	6-5	320	R-Sr.
	66	Xavier Lozowicki	6-5	305	So.
LG	56	Deondre Buford	6-4	318	R-Jr
OR	54	Dartanyan Tinsley	6-4	320	R-Sr.*
	77	Jonathan Harder	6-4	330	R-So.
C	53	Gavin Gerhardt	6-4	307	R-Sr.
	50	Evan Tengesdahl	6-4	315	R-Fr.
RG	67	Luke Kandra	6-4	323	R-Sr.
	77	Jonathan Harder	6-4	330	R-So.
RT	74	Phillip Wilder	6-5	315	Sr.*
OR	56	Deondre Buford	6-4	318	R-Jr
	79	Ethan Green	6-7	318	R-So.
TE	11	Joe Royer	6-5	255	R-Jr.
	44	Francis Sherman	6-3	240	Sr.*
	87	Gavin Grover	6-6	250	Fr.
	83	Devyn Zahursky	6-4	250	Fr.
OR	17	Joey Beljan	6-3	235	R-Sr.**
WR	10	Jamoi Mayes	5-11	200	R-Sr.
	0	Tony Johnson	5-10	187	R-Jr.
WR	0	Tony Johnson	5-10	187	R-Jr.
	4	Tyrin Smith	5-7	165	R-Sr.*
OR	14	Barry Jackson Jr.	5-11	193	R-Fr.
WR	8	Xzavier Henderson	6-3	200	Sr.*
	84	Sterling Berkhalter	6-3	200	R-Jr.
	3	Evan Prater	6-4	202	R-Sr.
QB	2	Brendan Sorsby	6-3	228	R-So.
	16	Brady Lichtenberg	6-1	200	R-Jr.
	5	Samaj Jones	6-0	215	Fr.
RB	21	Corey Kiner	5-9	210	Sr.
	6	Evan Pryor	5-10	198	R-Jr.
	29	Manny Covey	5-10	190	R-Fr.
	7	Chance Williams	5-8	190	Jr.
	24	Victor Dawson	6-0	225	R-Jr.

## DEFENSE

DE	99	Rob Jackson	6-4	270	R-Jr.
	24	Darian Varnier	6-3	265	R-Sr.
	91	Drew Logan	6-4	275	R-So.
NT	2	Dontay Corleone	6-1	320	R-Jr.
	40	Kamari Burns	6-4	285	R-Fr.
	26	Cam Roetherford	6-2	280	R-So.
OR	93	Harris Adams	6-3	308	R-Jr.
DE	97	Eric Phillips	6-3	260	R-Sr.*
	15	Kameron Wilson	6-2	250	R-Jr.
	98	Marquaze Parker	6-4	265	Fr.
WILL	49	Jack Dingle	6-4	240	R-Jr.
	31	Simeon Coleman	6-0	230	Fr.
MIKE	7	Jared Bartlett	6-2	237	R-Sr.*
	17	Brian Simms III	6-3	228	R-Fr.
SAM	11	Jake Golday	6-4	235	R-Jr.
OR	22	Jonathan Thompson	6-2	230	R-So.
	44	Montay Weeden	6-1	218	Fr.
STAR	46	Antwan Peek Jr.	6-2	208	R-So.
	9	Jiquan Sanks	5-11	195	Fr.
OR	20	Mehki Miller	6-1	200	R-Sr.*
BCB	1	Jordan Young	6-0	197	R-Jr.
	16	Jordan Robinson	6-4	210	Jr.
FS	0	Josh Minkins Jr.	6-2	200	R-Sr.
	6	Trevon Gola-Callard	6-1	190	Jr.
	3	Kye Stokes	6-1	192	R-So.
SS	10	Derrick Canteen	5-11	197	R-Sr.*
	13	Logan Wilson	5-10	180	R-Sr.*
FCB	21	Kalen Carroll	6-0	182	R-So.
	8	Ormanie Arnold	5-9	178	R-So.

## SPECIAL TEAMS

LS	43	Jayden Perry	6-3	240	R-Sr.*
	48	Weston Simmons	5-11	225	R-Fr.
H	31	Mason Fletcher	6-7	215	Sr.
	30	Max Fletcher	6-4	195	Jr.
K	96	Nathan Hawks	6-2	210	R-Sr.
	33	Carter Brown	6-0	198	Jr.
KO	96	Nathan Hawks	6-2	210	R-Sr.
P	31	Mason Fletcher	6-7	215	Sr.
	30	Max Fletcher	6-4	195	Jr.
PR	10	Jamoi Mayes	5-11	200	R-Sr.
	4	Tyrin Smith	5-7	165	R-Sr.*
OR	81	Michael Mussari	6-1	200	R-Fr.
KR	13	Logan Wilson	5-10	180	R-Sr.*
	29	Manny Covey	5-10	190	R-Fr.
	4	Tyrin Smith	5-7	165	R-Sr.*
	5	DJ Taylor	5-10	198	R-Sr.

\* - Using NCAA's extra year of eligibility

## PRONUNCIATION GUIDE

Dakarai Anderson.....dah-CAR-ee  
 Ormanie Arnold.....or-MON-ee  
 Joey Beljan.....BELL-Jan  
 Ben Blevins.....BLEH-vins  
 Deondre Buford.....Dee-ON-Dray  
 Kamari Burns.....kah-MAR-ee  
 Jakorion Caffey.....ja-CORE-ee-on  
 Kalen Carroll.....KAY-Len  
 Dontay Corleone.....Core-Lee-OWN (*like the Godfather*)  
 Manny Covey.....CUH-vee  
 Gavin Gerhardt.....GAIR-Hardt  
 Trevon Gola-Callard.....TRAY-von goal-ah-call-ARD  
 Xzavier Henderson.....Ex-ZAVE-Your  
 Luke Kandra.....CAN-Druh  
 Corey Kiner.....KYE-Ner  
 Brady Lichtenberg.....LICK-Ten-Burg

Xavier Lozowicki.....LAHZ-ah-wick-ee  
 Jamoi Mayes.....juh-MOY  
 Michael Mussari.....muss-AIR-ee  
 Marquaze Parker.....mar-QUEZ  
 Keilan Smith.....Key-Lan  
 Brendan Sorsby.....SOARZ-bee  
 Evan Tengesdahl.....TANG-Gess-Da-Hall  
 Dartanyan Tinsley.....Dar-TAN-Yan TINS-Lee

Tyson Veidt.....VITE (Rhymes with bite)  
 Kerry Coombs.....Pronounced like Combs  
 Nate Fuqua.....FEW-quay



# HEAD COACH SCOTT SATTERFIELD | SECOND SEASON

## 2018 SUN BELT AND 2019 ACC COACH OF THE YEAR

Cincinnati head coach Scott Satterfield heads into his second season at the helm of the Bearcats, primed to elevate the program following the inaugural season in the Big 12 in 2023.

Hired by Cincinnati Director of Athletics John Cunningham on Dec. 5, 2022 as the 43rd head football coach at Cincinnati, Satterfield has compiled a 82-59 record (.582) in 12 years as a head coach with the Bearcats, Louisville Cardinals and Appalachian State Mountaineers.

He has earned a winning mark in seven seasons in addition to a 4-1 record in bowl games. He led the Mountaineers to three straight conference titles and four bowl appearances from 2013 to 2018 before taking over the Cardinals in 2019.

Satterfield steered the Bearcats' transition from the American Athletic Conference to the Big 12 in his first season at UC in 2023. Cincinnati's offense had 11 brand new starters for the 2023 season opener, returned only one scholarship wide receiver and featured 23 college transfers. Despite all of the turnover, the Bearcats still finished fifth in the country in rushing (217.1 ypg) and 33rd in total offense (426.1), and running back Corey Kiner authored just the 20th 1,000-yard rushing season in school history.

Right guard Luke Kandra collected All-America honors from the Associated Press and Walter Camp, while six other Bearcats grabbed all-conference honors.

In Satterfield's 11 seasons as an FBS head coach at Appalachian State, Louisville and Cincinnati, his teams have rushed for an average of 200 yards per game and finished among the nation's Top 30 rushing teams every season.

Additionally, Satterfield's offenses have been among the nation's most balanced, averaging both 200 yards passing and rushing every year since 2019.

Prior to coming to UC, Satterfield led Louisville to three bowls in four seasons. He lifted the Cardinals up from a 2-10 campaign in 2018 to an 8-5 record in his first season in 2019.

While at Louisville, he compiled a 25-24 record and saw 32 players collect All-ACC honors. Six Cardinals were selected in the NFL Draft during Satterfield's tenure as well.

In 2022, Satterfield led Louisville to a 7-5 mark and saw 13 players collect all-conference accolades. The Cardinals appeared in the College Football Playoff Rankings and beat two Top-25 teams. Louisville led the nation in total sacks (50), finished third in takeaways (30) and ranked 11th nationally and tops in the ACC in scoring defense (19.2).

The 2021 Louisville squad was led by a potent offense that averaged 31.6 points per game and ranked 21st nationally with 446.2 yards of total offense per game. Cunningham proved to be one of the country's top dual-threat quarterbacks, rushing for 1,031 yards and an ACC-leading 20 touchdowns while passing for 2,940 yards and another 19 scores.

Louisville was also explosive in 2020, leading the nation with nine plays of 60+ yards and six plays of more than 70 yards while ranking fifth in the ACC in total offense (444.2).

In 2019, Satterfield guided Louisville to the biggest turnaround in college football, increasing the Cardinals' win total by six and vaulting UofL to the Top 25 in total offense and rushing in his first year. Individually, Javian Hawkins broke the school record for rushing yards (1,525) by a running back, while wide receiver Tutu Atwell set the Louisville record for receiving yards (1,276) and tied the school mark with 12 TD catches.

Satterfield guided his alma mater to three consecutive Sun Belt Conference Championships and an impressive 51-24 record from 2013 to 2018. The Mountaineers held a 38-10 conference mark over six seasons, including a 34-6 record over five seasons in the Sun Belt.

Along the way, he became the first coach to lead a school from the FCS level to FBS and immediately earn three consecutive bowl wins. Satterfield directed Appalachian State to three straight conference titles and led the program to four straight bowl appearances.

In 2018, Satterfield led Appalachian State to a 10-2 record and an in-season ranking of No. 25 in the AP poll, capping the season with



a 30-19 victory over Louisiana to give the Mountaineers a win in the first-ever Sun Belt Conference Championship Game, securing a third-straight league title.

In 2017, during a 9-4 season that included a 7-1 run through the Sun Belt, the Mountaineers ranked among the Top 20 teams nationally in several categories, including No. 2 in fewest sacks allowed (eight).

The Mountaineers dominated both sides of the ball in 2016, finishing with a 7-1 league mark while allowing just 94 total points in eight Sun Belt games. App State led the league in scoring defense (17.0 ppg), total defense (326.0 ypg), rushing offense (245.6 ypg), turnover margin (+8) and time of possession (33:25).

The 2015 season saw the Mountaineers finish 11-2—the 11 wins marking the highest total ever by an FBS program in its first season of bowl eligibility. App State completed the transition from the FCS to FBS by ranking among the Sun Belt's top two in 19 statistical categories and defeating Ohio, 31-29, in its first-ever bowl game, the Camellia Bowl in Montgomery, Ala. The 2015 campaign came on the heels of a breakout season in 2014, when Satterfield led the Mountaineers to an impressive 7-5 record in their first full season in the FBS ranks.

Satterfield helped Appalachian State win three consecutive FCS national championships in 2005, 2006 and 2007 as the quarterbacks coach and primary play-caller.

Among his many highlights as an assistant in Boone, N.C., he mentored two-time Walter Payton Player of the Year and FCS All-American Armanti Edwards. He helped lead the Mountaineers to the historic 34-32 upset at No. 5 Michigan to open the 2007 season.

Overall, he won six conference championships as an assistant and two as a player.

Satterfield started 27 games at quarterback for Spp State. He collected first-team all-conference honors in 1995 after passing for 1,461 yards and rushing for 649 more to help lead the Mountaineers to the only undefeated, untied regular season (11-0) in school history and a 12-1 final record. He graduated with a degree in physical education in 1996.

He was an assistant coach at App State, beginning as the wide receivers coach in 1998. He moved to running backs from 1999 to 2002. From 2003 to 2008 he coached quarterbacks, including calling plays from 2004 to 2008 and serving as an integral part of the Mountaineers' transition from Power-I to spread offense in 2004.

After a one-year stint as the passing game coordinator and quarterbacks coach at Toledo in 2009 and a two-year tenure at FIU as the offensive coordinator and quarterbacks coach, Satterfield returned to coordinate the offense and coach QBs in 2012.

Satterfield and his wife, Beth, a former track and field athlete athlete at Appalachian State, have a daughter, Alli, and two sons, Bryce and Isaac.



### PERSONAL INFORMATION

**Born:** December 21, 1972  
**Hometown:** Durham, N.C.  
**Wife:** Beth  
**Children:** Alli, Bryce, Isaac  
**Education:** Appalachian State ('96, B.S.)  
**Year in Coaching:** 27th

### PLAYING CAREER

YEAR	TEAM
1991-95	Appalachian State (Quarterback)

### COACHING CAREER

YEAR	SCHOOL	POSITION
1998	Appalachian State	Wide Receivers
1999-02	Appalachian State	Running Backs
2003-08	Appalachian State	Quarterbacks
2009	Toledo	Passing Game/QBs
2010-11	FIU	OC/QBs
2012	Appalachian State	Asst. HC/OC/QBs
2013-18	Appalachian State	Head Coach
2019-22	Louisville	Head Coach
2023-	Cincinnati	Head Coach

### SATTERFIELD POSTSEASONS

YEAR	SCHOOL	BOWL
1998	Appalachian State	FCS Playoffs
1999	Appalachian State	FCS Playoffs
2000	Appalachian State	FCS Playoffs
2001	Appalachian State	FCS Playoffs
2002	Appalachian State	FCS Playoffs
2005	Appalachian State	FCS Nat'l Champs
2006	Appalachian State	FCS Nat'l Champs
2007	Appalachian State	FCS Nat'l Champs
2008	Appalachian State	FCS Playoffs
2010	FIU	Little Caesar's
2011	FIU	Beef O'Brady's
2012	Appalachian State	FCS Playoffs
2015	Appalachian State	Camellia
2016	Appalachian State	Camellia
2017	Appalachian State	Dollar General
2018	Appalachian State	New Orleans
2019	Louisville	Music City
2021	Louisville	First Responder
2022	Louisville	Fenway

### SATTERFIELD'S HEAD COACHING RECORD

YEAR	SCHOOL	OVERALL	CONFERENCE
2013	Appalachian State (FCS)	4-8	4-4 Southern (T4th)
2014	Appalachian State	7-5	6-2 Sun Belt (3rd)
2015	Appalachian State	11-2	7-1 Sun Belt (2nd)
2016	Appalachian State	10-3	7-1 Sun Belt (T1st)
2017	Appalachian State	9-4	7-1 Sun Belt (T1st)
2018	Appalachian State	10-2	7-1 Sun Belt (T1st, East)
2019	Louisville	8-5	5-3 ACC (2nd, Atlantic)
2020	Louisville	4-7	3-7 ACC (12th)
2021	Louisville	6-7	4-4 ACC (T4th, Atlantic)
2022	Louisville	7-5	4-4 ACC (T3rd, Atlantic)
2023	Cincinnati	3-9	1-8 Big 12
2024	Cincinnati	4-2	2-1 Big 12
<b>TOTAL</b>	<b>12 SEASONS</b>	<b>83-59 (.585)</b>	<b>57-37 (.606)</b>

## SATTERFIELD ALL-TIME RESULTS



## SCOTT SATTERFIELD

12 YEARS - 83-59 (.585)

## 2024 (3-1, 1-0 BIG 12)

Aug. 31	Towson	H	W	38-20
Sept. 7	Pitt	H	L	27-28
Sept. 14	at Miami (Ohio)	A	W	27-16
Sept. 21	Houston	H	W	34-0
Sept. 28	at Texas Tech	A	L	41-44
Oct. 12	at UCF	A	W	19-13
Oct. 19	Arizona State	H		12 p.m. ET
Oct. 26	at Colorado	A		10:15 p.m. ET
Nov. 9	West Virginia	H		TBD
Nov. 16	at Iowa State	A		TBD
Nov. 23	at Kansas State	A		TBD
Nov. 30	TCU	H		TBD

## 2023 (3-9, 1-8 BIG 12)

Sept. 2	Eastern Kentucky	H	W	66-13
Sept. 9	Pittsburgh	A	W	27-21
Sept. 16	Miami (OH)	H	L	24-31 [OT]
Sept. 23	Oklahoma	H	L	6-20
Sept. 29	BYU	A	L	27-35
Oct. 14	Iowa State	H	L	10-30
Oct. 21	Baylor	H	L	29-32
Oct. 28	Oklahoma State	A	L	13-45
Nov. 4	UCF	H	L	26-28
Nov. 11	Houston	A	W	24-14
Nov. 18	West Virginia	A	L	21-42
Nov. 25	Kansas	H	L	16-49

## 2022 (8-5\* OVERALL, 4-4 ACC)

Sept. 3	Syracuse	A	L	7-31
Sept. 9	UCF	A	W	20-14
Sept. 16	Florida State	H	L	31-35
Sept. 24	South Florida	H	W	41-3
Oct. 1	Boston College	A	L	33-34
Oct. 8	Virginia	A	W	34-17
Oct. 22	Pittsburgh	H	W	24-10
Oct. 29	[10] Wake Forest	H	W	48-21
Nov. 5	James Madison	H	W	34-10
Nov. 12	[10] Clemson	A	L	16-31
Nov. 19	[24] NC State	H	W	25-10
Nov. 26	Kentucky	A	L	13-26
Dec. 17	Cincinnati^^	N	W	24-7

^^Overall record indicates team record; did not coach in the Wasabi Fenway Bowl

## 2021 (6-7 OVERALL, 4-4 ACC)

Sept. 6	Ole Miss	N	L	24-43
Sept. 11	Eastern Kentucky	H	W	30-3
Sept. 17	UCF	H	W	42-35
Sept. 25	Florida State	A	W	31-23
Oct. 2	[24] Wake Forest	A	L	34-37
Oct. 9	Virginia	H	L	33-34
Oct. 23	Boston College	H	W	28-14
Oct. 30	NC State	A	L	13-28
Nov. 6	Clemson	H	L	24-30
Nov. 13	Syracuse	H	W	41-3
Nov. 18	Duke	A	W	62-22
Nov. 27	Kentucky	H	L	21-52
Dec. 28	Air Force^	N	L	28-31

^ - ServPro First Responder Bowl, Dallas, Texas

## 2020 (4-7 OVERALL, 3-7 ACC)

Sept. 12	Western Kentucky	H	W	35-21
Sept. 19	[17] Miami (Fla.)	H	L	34-47
Sept. 26	[21] Pittsburgh	A	L	20-23
Oct. 9	Georgia Tech	A	L	27-46
Oct. 17	[4] Notre Dame	A	L	7-12
Oct. 24	Florida State	H	W	48-16
Oct. 31	Virginia Tech	H	L	35-42
Nov. 14	Virginia	A	L	17-31
Nov. 20	Syracuse	H	W	30-0
Nov. 28	Boston College	A	L	27-34
Dec. 12	Wake Forest	H	W	45-21

## 2019 (8-5 OVERALL, 5-3 ACC)

Sept. 2	[9] Notre Dame	H	L	17-35
Sept. 7	Eastern Kentucky	H	W	42-0
Sept. 14	Western Kentucky	N	W	38-21
Sept. 21	Florida State	A	L	24-35
Oct. 5	Boston College	H	W	41-39
Oct. 12	[19] Wake Forest	A	W	62-59
Oct. 19	[3] Clemson	H	L	10-45
Oct. 26	Virginia	H	W	28-21
Nov. 9	Miami	A	L	27-52
Nov. 16	NC State	A	W	34-20
Nov. 23	Syracuse	H	W	56-34
Nov. 30	Kentucky	A	L	13-45
Dec. 30	Mississippi State^	N	W	38-28

^ - Music City Bowl, Nashville, Tenn.

## 2018 (11-2 OVERALL, 7-1 SUN BELT) • SUN BELT CHAMPS

Sept. 1	[10] Penn State	A	L	38-45 [OT]
Sept. 8	Charlotte	A	W	45-9
Sept. 15	Southern Miss			Canceled
Sept. 22	Gardner-Webb	H	W	72-7
Sept. 29	South Alabama	H	W	52-7
Oct. 9	Arkansas State	A	W	35-9
Oct. 20	Louisiana	H	W	27-17
Oct. 25	Georgia Southern	A	L	14-34
Nov. 3	NAVY *	A	W	42-0
Nov. 10	Texas State	A	W	38-7
Nov. 17	Georgia State	H	W	45-17
Nov. 24	Troy	H	W	21-10
Dec. 1	Louisiana%	H	W	30-19
Dec. 15	Middle Tennessee^	N	W	45-13

^ - did not coach in the R+L Carriers New Orleans Bowl

% - Sun Belt Championship Game

## 2017 (9-4 OVERALL, 7-1 SUN BELT) • SUN BELT CHAMPS

Sept. 2	[15] Georgia	A	L	10-31
Sept. 9	Savannah State	H	W	54-7
Sept. 16	Texas State	A	W	20-13
Sept. 23	Wake Forest	H	L	19-20
Oct. 7	New Mexico State	H	W	45-31
Oct. 14	Idaho	A	W	23-20
Oct. 21	Coastal Carolina	H	W	37-29
Oct. 28	Massachusetts	A	L	27-30 [2OT]
Nov. 4	Louisiana Monroe	A	L	45-52
Nov. 9	Georgia Southern	H	W	27-6
Nov. 25	Georgia State	A	W	31-10
Dec. 2	Louisiana	H	W	63-14
Dec. 23	vs. Toledo^	N	W	34-0

^ - Dollar General Bowl

## 2016 (10-3 OVERALL, 7-1 SUN BELT) • SUN BELT CHAMPS

Sept. 1	[9] Tennessee	A	L	13-20 [OT]
Sept. 10	Old Dominion	H	W	31-7
Sept. 17	[25] Miami (Fla.)	H	L	10-45
Sept. 24	Akron	A	W	45-38
Oct. 1	Georgia State	H	W	17-3
Oct. 12	Louisiana	A	W	24-0
Oct. 22	Idaho	H	W	37-19
Oct. 27	Georgia Southern	A	W	34-10
Nov. 5	Texas State	H	W	35-10
Nov. 12	Troy	A	L	24-28
Nov. 19	Louisiana Monroe	H	W	42-17
Nov. 26	New Mexico State	A	W	37-7
Dec. 17	Toledo^	N	W	31-28

^ - Raycom Media Camellia Bowl

## 2015 (11-2 OVERALL, 7-1 SUN BELT)

Sept. 5	Howard	H	W	49-0
Sept. 12	[12] Clemson	A	L	10-41
Sept. 26	Old Dominion	A	W	49-0
Oct. 3	Wyoming	W	W	31-13
Oct. 10	Georgia State	A	W	37-3
Oct. 17	Louisiana Monroe	A	W	59-14
Oct. 22	Georgia Southern	H	W	31-13
Oct. 31	Troy	H	W	44-41 [3OT]
Nov. 5	Arkansas State	H	L	27-40
Nov. 14	Idaho	A	W	47-20
Nov. 28	Louisiana	H	W	28-7
Dec. 5	South Alabama	A	W	34-27
Dec. 19	Ohio^	N	W	31-29

^ - Raycom Media Camellia Bowl

## 2014 (7-5 OVERALL, 6-2 SUN BELT)

Aug. 30	Michigan	A	L	14-52
Sept. 6	Campbell	H	W	66-0
Sept. 20	Southern Miss	A	L	20-21
Sept. 25	Georgia Southern	A	L	14-34
Oct. 4	South Alabama	H	L	21-47
Oct. 11	Liberty	H	L	48-55 [OT]
Oct. 18	Troy	A	W	53-14
Nov. 1	Georgia State	H	W	44-0
Nov. 8	Louisiana Monroe	H	W	31-29
Nov. 15	Arkansas State	A	W	37-32
Nov. 22	Louisiana	A	W	35-16
Nov. 29	Idaho	H	W	45-28

## 2013 (4-8 OVERALL, 4-4 SOCON)

Aug. 31	Montana	A	L	6-30
Sept. 7	North Carolina A&T	H	L	21-24
Sept. 21	Elon	A	W	31-21
Sept. 28	Charleston Southern	H	L	24-27
Oct. 5	The Citadel	A	L	28-31
Oct. 12	Samford	H	L	10-34
Oct. 19	Furman	A	L	10-27
Oct. 26	Georgia Southern	H	W	38-14
Nov. 2	Chattanooga	H	L	28-35
Nov. 9	Georgia	A	L	6-45
Nov. 16	Wofford	A	W	33-21
Nov. 23	Western Carolina	H	W	48-27




## ASSISTANT COACHES & SUPPORT STAFF



**TYSON VEIDT (F)**  
DEFENSIVE COORDINATOR / LINEBACKERS  
FIRST SEASON • MUSKINGUM '96

- Served the previous eight years as associate head coach and linebackers coach at Iowa State.
- During that stretch, the Cyclones led the Big 12 in five defensive categories, including scoring and total defense.
- Boasted 45 All-Big 12 defenders under his watch at Iowa State.
- 2017 National Linebacker Coach of the Year by Football Scoop.
- Head coach at Bluffton from 2008-13, guiding Beavers to 40 school records after inheriting one-win team.
- He and his wife, Mandy, have a son, Teddy, and twin girls, Lamonica and Guiliana.



**NIC CARDWELL (F)**  
ASSISTANT COACH / OFFENSIVE LINE  
SECOND SEASON • APPALACHIAN STATE '08

- UC's line paved the way for 217.1 rush yards per game (No. 5 nationally), led by Second-Team All-American Luke Kandra.
- Cardwell coached the offensive line at Louisville in 2022 after two seasons in the same role at Appalachian State. He also coached tight ends for the Mountaineers.
- Louisville ranked second in the ACC and No. 22 nationally in rushing offense (200.6). He developed two All-ACC honorees in 2022.
- App State's offensive line was one of 13 semifinalists for the Joe Moore Award in 2021, where the Mountaineers ranked 12th in sacks allowed.
- He and his wife, Kira, have three children: Kai, Blakely and Brewer.




**BRAD GLENN (PB)**  
OFFENSIVE COORDINATOR / WIDE RECEIVERS  
SECOND SEASON • CLEMSON '95

- Cincinnati ranked fifth in rushing in 2023 (217.1 ypg), with Corey Kiner surpassing 1,000 yards and Luke Kandra claimig Second-Team All-America honors.
- A 29-year veteran of the coaching ranks who spent the 2022 season as the passing game coordinator and quarterbacks coach at Virginia Tech following a very successful run as the offensive coordinator and quarterbacks coach at Georgia State from 2019 to 21.
- GSU averaged a school-record 33.3 ppg in 2020 and set school records for total yards (439.8 ypg) and rushing (241.6 ypg) in 2019.
- He and his wife, Anna, have a son, Hank, and daughters, Zoey and Landry.



**WALTER STEWART (F)**  
ASSISTANT COACH / DEFENSIVE LINE  
THIRD SEASON • CINCINNATI '12

- Guided Jowon Briggs (seventh-round draft pick of Cleveland Browns) and Dontay Corleone to All-Big 12 honors in their first year in the league.
- Has coached three All-Americans over his career, including Corleone, who was PFF's top-rated defensive player in 2022.
- He has coached at UC, Temple, ECU, Florida A&M and Tennessee.
- He played for UC from 2008-12 as a defensive lineman. He was a team captain and second-team All-BIG EAST selection as a senior.
- He and his wife, Rebecca, have a daughter, Niya, and son, Nolan.



**KERRY COOMBS (F)**  
SPECIAL TEAMS COORDINATOR / CORNERBACKS  
EIGHTH SEASON (THIRD IN A ROW) • DAYTON '83

- Helped UC to fourth-best pass defense in the Big 12 (225.8 ypg).
- Coombs rejoined the UC football staff in 2022 as the CB coach and special teams coordinator. He was on staff from 2007-11, too.
- Served as UC's interim head coach for the 2022 Wasabi Fenway Bowl.
- Coombs spent 2020 and 2021 as Ohio State's defensive coordinator, returning after coaching the Buckeyes for six seasons (2012-17), where he mentored five first-round picks.
- As the head coach at Colerain High School in Cincinnati, he went to 10 state playoffs and won a state title in 2004.
- He and his wife Holly have three children, Brayden, Cortney and Dylan.



**SEAN DAWKINS (F)**  
ASSISTANT COACH / RUNNING BACKS  
FIRST SEASON • TROY '07

- Brings 15 years of running back coach experience to Cincinnati.
- Spent previous two years at Memphis, where he mentored First-Team All-AAC running back Blake Watson and Tigers were No. 14 nationally in total offense.
- Led Charlotte to No. 1 ranking in rush offense in 2019, where it also set a school record with 2,639 rush yards.
- Lone season at Austin Peay (2017) saw Governors finish 8-4 after a 1-44 stretch prior.
- Married to Suan Allen. He has two daughters, Kaaliyah Dawkins, and Hazel Highsmith.



**NATE FUQUA (PB)**  
CO-DEFENSIVE COORDINATOR / OLBs  
SECOND SEASON • WOFFORD '03

- Fuqua (pronounced FEW-quay) helped Daniel Grzesiak to Tropical Bowl All-Star Game appearance and free-agent deal with Buccaneers.
- Served as the DC and OLBs coach at Georgia State from 2017-22.
- He led some of the top defenses in GSU history, including a 2021 squad that set school records with 38 sacks and 92 TFLs.
- Coached for 12 seasons at his alma mater Wofford where he was a two-time All-American. He led the defense for three seasons, helping the Terriers to the FCS quarterfinals in 2016.
- He and his wife, Tiffany, have a daughter, Natalie Marie, and a son, Webb Kirkland.



**JOSH STEPP (F)**  
ASSISTANT COACH / TIGHT ENDS  
SECOND SEASON • NEWBERRY '07

- Powered a group decimated by injuries in 2023 to have top two players combine for 35 catches and seven touchdowns.
- Stepp comes from Louisville, where he coached tight ends and served as the recruiting coordinator in 2022. He helped lead an offense that averaged more than 400 yards per game.
- Spent six seasons at Georgia State, where he coached tight ends and running backs before he was promoted to offensive coordinator and quarterbacks coach in 2022.
- He and his wife Caryn have four daughters: Rilee Hope, Emma Paisley, Hadley James and Blakely Ryanne.



**CORTNEY BRASWELL (F)**  
ASSISTANT COACH / INSIDE LINEBACKERS  
SECOND SEASON • DALTON STATE '13

- Mentored first-year starters Jack Dingle and Jonathan Thompson to stellar seasons in 2023.
- Braswell spent the last two seasons coaching ILBs at Army following a year coaching outside linebackers at Appalachian State.
- Mentored Arik Smith, who posted 86 tackles and 10.5 tackles for loss, to be earn the Defender of the Nation Award, which honors the top defensive player on a service academy in the nation.
- Served as a defensive quality control coach on Scott Satterfield's first Louisville team that improved by six wins in 2019.
- He is married to Jasmine. He has two sons, Cayden and Isaiah.



**PETE THOMAS (PB)**  
ASSISTANT COACH / QUARTERBACKS  
SECOND SEASON • NC STATE '14

- Guided Emory Jones to Big 12 Newcomer of the Week in Week 1, as well as 2,219 yards passing and 560 rushing.
- Thomas spent four seasons on at Louisville following two seasons at Appalachian State.
- Developed Malik Cunningham to become the sixth FBS player to pass for 9,000 yards and rush for 3,000 yards in a career. Cunningham became the second QB in school history to rush for 1,000 yards in what was Thomas' first year as quarterbacks coach.
- Threw for more than 9,000 yards and 36 touchdowns, completing 61.7 percent of his passes.
- He is married to Munday Thomas.

PLAYER PROFILES - OFFENSE



17 // JOEY BELJAN

TE / R-SR.\*\* / 6-3 / 235  
HOLLAND, N.J. / DELAWARE VALLEY / WESTERN KENTUCKY

- Missed 2023 season due to knee injury.
- Played five seasons at WKU, where he was a walk-on from 2018-22 and totaled 10 touchdowns, 29 catches and 282 receiving yards for his career.
- 2021 nominee for the Burlsworth Trophy, awarded to the nation's most outstanding player who began his career as a walk-on.

CAREER RECEIVING STATISTICS

SEASON	GP	REC	YDS	TD	LONG	AVG/C
2019 (WKU)	4	0	0	0	0	0.0
2020 (WKU)	12	0	0	0	0	0.0
2021 (WKU)	14	14	91	6	32	6.5
2022 (WKU)	14	15	191	4	27	12.7
2023			DNP - Injury			
2024	1	0	0	0	0	0
TOTAL	45	29	282	10	32	9.7



84 // STERLING BERKHALTER

WR / R-JR. / 6-3 / 200  
CINCINNATI, OHIO / GA. PREP ACADEMY / N.C. A&T

- Led UC with 3 catches for 60 yards against Houston.
- Slipped behind the secondary for a wide-open, career-long 61-yard TD catch in the 2024 opener vs. Towson, his first catch as a Bearcat as well.
- Played in 15 games with 13 starts over the 2021-22 seasons at North Carolina A&T, where he had 35 catches for 476 yards and two touchdowns.
- Starred at Cincinnati's Princeton HS before attending Georgia Prep Academy in Snellville, Ga.

CAREER RECEIVING STATISTICS

SEASON	GP	REC	YDS	TD	LONG	AVG/C
2021 (A&T)	4	7	62	0	40	8.9
2022 (A&T)	11	28	414	2	42	14.8
2023	2	0	0	0	0	0.0
2024	6	8	162	1	61	20.3
TOTAL	23	43	638	3	61	14.8

CAREER HIGHS \*at North Carolina A&T (2021-22)

RECEPTIONS: 5, two times, last vs. Charleston Southern, 11/12/22\*

RECEIVING YARDS: 90, vs. Edward Waters, 10/15/22\*

RECEIVING TOUCHDOWNS: 1, three times, last vs. Towson, 8/31/24

LONG RECEPTION: 61, vs. Towson, 8/31/24



29 // MANNY COVEY

RB / R-FR. / 5-10 / 190  
STARKE, FLA. / BRADFORD

- Thrust into action at Texas Tech due to injuries to first-third string RBs, rushing eight times (eight carries for his career prior).
- Two TD receptions in the fourth quarter: 71-yard screen pass and sideline jump ball in endzone.
- First UC running back with two touchdown catches since 2012.
- Redshirted last year; three-star running back out of 1A program in NE Florida.

CAREER RUSHING STATISTICS

SEASON	GP	ATT	YDS	TD	LONG	AVG/C
2024	6	17	62	0	11	3.6
TOTAL	6	17	62	0	11	3.6

CAREER HIGHS

RUSH ATTEMPTS: 8, at Texas Tech, 9/21/24

RUSH YARDS: 26, vs. Towson, 8/31/24

LONG RUSH: 11, vs. Towson, 8/31/24

CAREER RECEIVING STATISTICS

SEASON	GP	REC	YDS	TD	LONG	AVG/C
2024	5	7	107	2	71	15.2
TOTAL	5	7	107	2	71	15.2

CAREER HIGHS

RECEPTIONS: 6, at Texas Tech, 9/21/24

RECEIVING YARDS: 100, at Texas Tech, 9/21/24

RECEIVING TOUCHDOWNS: 2, at Texas Tech, 9/21/24

LONG RECEPTION: 71, at Texas Tech, 9/21/24



53 // GAVIN GERHARDT

OL / R-SR. / 6-4 / 300  
XENIA, OHIO / XENIA

- Has started all six games at center.
- Leads all UC offensive linemen with 34 knockdowns.
- One of four team captains in 2023 and 2024.
- Catalyst behind UC ranking fifth nationally in rushing (217.1 ypg) and 33rd in total offense (426.1 ypg) in 2023.
- Third-highest rated center in Big 12 by PFF and sixth nationally for run-grade blocking (79.7) in 2023.



PLAYER PROFILES - OFFENSE



8 // XZAVIER HENDERSON

WR / SR.\* / 6-3 / 200  
MIAMI, FLA. / COLUMBUS / FLORIDA

- Ninth in Big 12 for receiving (79.0 ypg).
- Both catches in the Houston game went for scores; second multi-TD game of career.
- Five 100-yard receiving games at UC and six for his career, which included 110 against national champion Georgia in 2022 while at Florida.
- Career-year as the No. 1 receiver and primary kick returner in 2023.
- Appeared in 35 games over the 2020-22 seasons at Florida, leading UF in his final year with 38 catches for 410 yards and two touchdowns.
- U.S. Army All-American Bowl participant in high school, and his brother, C.J. Henderson, was a 2020 NFL Draft first round pick and currently plays for Houston.

CAREER RECEIVING STATISTICS

SEASON	GP	REC	YDS	TD	LONG	AVG/C
2020 (UF)	10	9	148	1	43	16.4
2021 (UF)	13	26	277	2	35	10.7
2022 (UF)	11	38	410	2	78	10.8
2023	12	58	782	3	55	13.5
2024	6	34	474	4	42	13.9
TOTAL	52	165	2091	12	78	12.7

CAREER KICK RETURN STATISTICS

SEASON	GP	ATT	YDS	TD	LONG	AVG/R
2020 (UF)	10	0	0	0	0	0
2021 (UF)	13	3	26	0	14	8.6
2022 (UF)	11	7	111	0	23	15.9
2023	12	12	212	0	37	17.7
TOTAL	46	22	349	0	37	15.9

CAREER HIGHS \*At Florida (2020-22)

RECEPTIONS: 12, vs. Miami (OH) 9/16/23

RECEIVING YARDS: 149, vs. ECU 9/2/23

RECEIVING TOUCHDOWNS: 2, two times, last vs. Houston, 9/21/24

LONG RECEPTION: 78, vs. Georgia 10/29/22\*

LONG PUNT RETURN: 48, vs. Missouri 10/8/22\*

LONG KICK RETURN: 37, vs. Baylor 10/21/23



0 // TONY JOHNSON

WR / R-JR. / 5-10 / 187  
OCALA, FLA. / VANGUARD / FLORIDA ATLANTIC

- Season-highs of 8 catches for 76 yards, and his third touchdown, in win at UCF; homecoming for the Ocala native.
- Caught five passes for 61 yards and a touchdown at Texas Tech.
- Scored his first UC touchdown on a 5-yard grab in the first quarter of the Pitt game.
- Spent 2021-23 seasons at Florida Atlantic, going from walk-on to starter.
- Tallied 60 catches for 669 yards and seven TDs over his 25 career games.
- 2023 Burlsworth Award nominee
- Started 12 games in 2023 and had his first 100-yard game against USF (131 yards).

CAREER RECEIVING STATISTICS

SEASON	GP	REC	YDS	TD	LONG	AVG/C
2021 (FAU)	1	0	0	0	0	0.0
2022 (FAU)	12	23	258	3	37	11.2
2023 (FAU)	12	37	411	4	72	11.1
2024	6	20	203	3	21	10.2
TOTAL	31	80	872	10	72	10.9

CAREER HIGHS \*at FAU (2021-23)

RECEPTIONS: 8, two times, last at UCF, 10/12/24

RECEIVING YARDS: 131, at South Florida, 10/14/23\*

RECEIVING TOUCHDOWNS: 2, vs. Monmouth, 9/2/23\*

LONG RECEPTION: 72, vs. Monmouth 9/2/23\*



67 // LUKE KANDRA

OL / R-SR. / 6-4 / 320  
CINCINNATI, OHIO / ELDER / LOUISVILLE

ALL-BIG 12 TEAM OF THE WEEK (WEEK 1, 3)

2024 PRESEASON ALL-BIG 12

2023 ALL-BIG 12 FIRST TEAM (AP)

2023 WALTER CAMP ALL-AMERICA SECOND TEAM

2023 ASSOCIATED PRESS ALL-AMERICA THIRD TEAM

- Has started all six games at right guard.
- 77.2 PFF grade leads all Big 12 right guards.
- One of four team captains for 2024.
- Ranked as the nation's third-best Power Five guard (81.8) according to PFF in 2023.
- Started all 12 games at right guard in 2023.
- Led the Bearcats with 79 knockdowns and a 92% grade from the coaches, rating as UC's top offensive lineman in 10 of 12 games
- Led UC to fifth-best rushing attack nationally (217.1 ypg).
- Redshirted at Louisville in 2020 and played next two years, starting twice in 2022.
- Already graduated with his bachelor's degree in interdisciplinary studies and will earn his MBA in December.
- Kandra and his wife, Alex Smith, got married in August 2024.
- In June, he threw out the ceremonial first pitch at a Cincinnati Reds game alongside women's basketball star Jillian Hayes as part of the "Reigns and Reds" promotion to raise funds for Cincy Reigns, the official NIL Collective of Cincinnati Athletics.

PLAYER PROFILES - OFFENSE



21 // COREY KINER

RB / SR. / 5-9 / 210  
CINCINNATI, OHIO / ROGER BACON / LSU

ALL-BIG 12 TEAM OF THE WEEK (WEEK 2)

- 1,905 career rushing yards, 95 away from becoming 15th UC player to reach 2,000 career rushing yards.
- Left Texas Tech game in the first quarter due to injury, returned at UCF and rushed for 83 yards to help lead the Bearcats to a win.
- 44-yard touchdown in first quarter vs. Houston was his longest-career score.
- Ran for 149 yards on 20 carries against Pitt, including three of 25-plus yards, then followed it with 126 yards on 21 attempts in the Miami (OH) road win.
- Boasted the 20th 1,000-yard rushing season in UC history last year.
- Had six 100-yard rushing performances in 2023 and has nine for his career.
- Earned valuable reps as a true freshman at LSU with 320 yards and two TDs.
- Mr. Football in Ohio in 2020 and consensus four-star prospect.

CAREER RUSHING STATISTICS

SEASON	GP	ATT	YDS	TD	LONG	AVG/C
2021 (LSU)	11	79	320	2	26	4.1
2022	10	81	362	5	52	4.5
2023	12	192	1047	5	68	5.5
2024	6	84	496	2	46	5.9
TOTAL	39	436	2225	14	68	5.1

CAREER RECEIVING STATISTICS

SEASON	GP	REC	YDS	TD	LONG	AVG/C
2021 (LSU)	11	2	10	0	6	5.0
2022	10	2	2	0	1	1.0
2023	12	12	49	0	16	4.1
2024	6	4	37	0	13	9.3
TOTAL	39	20	98	0	16	4.8

CAREER HIGHS \*At LSU (2021)

- RUSH ATTEMPTS:** 23, at Houston 11/11/23  
**RUSH YARDS:** 153, at Pittsburgh 9/9/23  
**RUSH TOUCHDOWNS:** 2, at Houston 11/11/23  
**LONG RUSH:** 68, at Pittsburgh 9/9/23  
**RECEPTIONS:** 3, at BYU 9/29/23, vs. Oklahoma 9/23/23  
**RECEIVING YARDS:** 37, vs. Oklahoma 9/23/23  
**LONG RECEPTION:** 16, vs. Oklahoma 9/23/23



16 // BRADY LICHTENBERG

QB / R-JR. / 6-1 / 200  
TOLEDO, OHIO / ST. JOHN'S JESUIT

- Primary backup quarterback in 2023, seeing action in seven games and making one start vs. West Virginia.
- First career collegiate touchdown pass came against Eastern Kentucky last season.
- Saw most action vs. Oklahoma State last year, completing 5-of-9 passes.

CAREER PASSING STATISTICS

SEASON	GP	COMP	ATT	PCT	YDS	TD	INT	LONG	AVG/P
2022	2	0	0	0	0	0	0	0	0
2023	7	19	34	55.9	252	2	1	65	13.3
2024	2	3	4	75.0	25	0	0	10	8.3
TOTAL	11	22	38	57.9	277	2	1	65	12.6

CAREER HIGHS

- PASSING ATTEMPTS:** 9, at Oklahoma State 10/28/23  
**PASSING COMPLETIONS:** 5, at Oklahoma State 10/28/23  
**PASSING YARDS:** 93, vs. ECU 9/2/23  
**PASSING TOUCHDOWNS:** 1, vs. ECU 9/2/23, at Oklahoma State 10/28/23  
**LONGEST PASS:** 65, vs. ECU 9/2/23



10 // JAMOI MAYES

WR / R-SR. / 5-11 / 200  
GRIFFIN, GA. / GRIFFIN / CHATTANOOGA

- Tight-roped the sideline on a 52-yard catch-and-run to open UC's scoring in the first quarter versus Pitt; his first TD as a Bearcat.
- Played at Chattanooga from 2020-23, which included COVID spring season.
- Named First-Team All-SoCon in 2023 after his breakout, 1,037-yard season.
- Helped Mocs to their deepest FCS playoff run since 2016.
- High school state champion in track.

CAREER RECEIVING STATISTICS

SEASON	GP	REC	YDS	TD	LONG	AVG/C
2020 (CHAT)	4	9	165	1	42	18.3
2021 (CHAT)	10	15	250	0	41	16.7
2022 (CHAT)	11	37	511	4	34	13.8
2023 (CHAT)	13	62	1037	4	70	16.7
2024	6	16	197	1	52	12.3
TOTAL	44	144	2219	10	70	15.4

CAREER HIGHS \*At Chattanooga (2020-23)

- RECEPTIONS:** 9, at Mercer 10/14/23\*  
**RECEIVING YARDS:** 121, vs. Mercer 10/22/22\*  
**RECEIVING TOUCHDOWNS:** 2, vs. ETSU 10/21/23\*  
**LONGEST RECEPTION:** 70, vs. Furman 11/4/23\*



3 // EVAN PRATER

WR / R-SR. / 6-4 / 202  
CINCINNATI, OHIO / WYOMING

- Former QB who appeared at wide receiver in 11 games in 2023, making first start at WVU where he had a career-long 22-yard catch.
- Caught a two-point conversion against Baylor and had two receptions at OSU.
- Transitioned to wide receiver in Spring 2023 after totaling 461 passing yards and 275 rushing yards with six total touchdowns in 17 games at quarterback from 2020-22.
- Named the 33rd Ohio Mr. Football in 2019. Prater is the fifth winner of Ohio's Mr. Football award to play for Cincinnati, including Corey Kiner (2020), Michael Warren II (2016), Ben Mauk (2002) and Akise Teague (2010).

CAREER RECEIVING STATISTICS

SEASON	GP	REC	YDS	TD	LONG	AVG/C
2023	11	12	114	0	22	9.5
2024	6	0	0	0	0	0
TOTAL	17 (34)*	12	114	0	22	9.5

\*Has played in 32 career games - 17 at QB and 17 at WR.

CAREER HIGHS

- RECEPTIONS:** 3, vs. ECU 9/2/23  
**RECEIVING YARDS:** 31, vs. ECU 9/2/23  
**LONGEST RECEPTION:** 22, at West Virginia 11/18/23

## PLAYER PROFILES - OFFENSE



## 6 // EVAN PRYOR

RB / R-JR. / 5-10 / 198

CORNELIUS, N.C. / WILLIAM AMOS HOUGH / OHIO STATE

- Has four rushes of at least 30 yards this season.
- Career-long 65-yard touchdown run in fourth quarter at Miami (OH), besting his then-long 64-yard score in the opener vs. Towson.
- Spent 2021-23 seasons at Ohio State, rushing for 147 yards on 40 carries with one touchdown.
- Missed all of 2022 due to injury.
- Nation's No. 2 all-purpose back in the Class of 2021 and topped out at 10.84 in the 100-meter as a track athlete.

## CAREER RUSHING STATISTICS

SEASON	GP	ATT	YDS	TD	LONG	AVG/C
2021 (OSU)	4	21	98	1	16	24.5
2023 (OSU)	4	19	49	0	6	12.3
2024	6	27	240	3	65	8.9
<b>TOTAL</b>	<b>14</b>	<b>67</b>	<b>387</b>	<b>4</b>	<b>65</b>	<b>5.8</b>

CAREER HIGHS \*At Ohio State (2021-23)

RUSH ATTEMPTS: 16, at Indiana 10/23/21\*

RUSH YARDS: 105, vs. Towson, 8/31/24

RUSH TOUCHDOWNS: 1, four times, last at Texas Tech, 9/28/24

LONG RUSH: 65, at Miami (OH), 9/14/24



## 11 // JOE ROYER

TE / R-JR. / 6-5 / 255

CINCINNATI, OHIO / ELDER / OHIO STATE

- Highest-rated receiving grade (78.7) among Big 12 tight ends, per PFF.
- Career-high eight catches (84 yards) in road win at UCF; four of them for first downs. Followed then-career-high seven catches at Texas Tech.
- Leads all Big 12 tight ends in catches (28) and receiving yards (346).
- Has 15 catches combined over his last two games.
- Streaked over the middle for a 16-yard catch-and-run score in the third quarter versus Pitt; his first-career touchdown.
- His five-catch, 89-yard UC debut included hurdling a Towson defender in the open field.
- Was electric all offseason, including four TD catches in a long fall scrimmage.
- Appeared in 14 games and made four catches for Ohio State from 2021-23.
- Had a catch against Georgia in the 2022 CFP Semifinal.
- Consensus four-star prospect out of Cincinnati's Elder High School.

## CAREER RECEIVING STATISTICS

SEASON	GP	REC	YDS	TD	LONG	AVG/C
2021	5	1	9	0	9	9.0
2022	5	2	10	0	9	5.0
2023	4	1	5	0	5	5.0
2024	6	28	346	2	38	12.4
<b>TOTAL</b>	<b>20</b>	<b>32</b>	<b>370</b>	<b>2</b>	<b>38</b>	<b>11.6</b>

## CAREER HIGHS

RECEPTIONS: 8, at UCF, 10/12/24

RECEIVING YARDS: 89, vs. Towson, 8/31/24

LONGEST RECEPTION: 38, vs. Towson, 8/31/24



## 2 // BRENDAN SORSBY

QB / R-SO. / 6-3 / 228

DENTON, TEXAS / LAKE DALLAS / INDIANA

BIG 12 NEWCOMER OF THE WEEK (SEPT. 2, SEPT. 30)

- Third in Big 12 with 156.5 passing efficiency; went first 148 attempts without an interception this season.
- Completed 10 straight passes to start the second half at UCF, finished the half 12-of-13 with 120 yards and a touchdown.
- Threw for career-highs of 426 yards and four TDs at Texas Tech. The yardage was the ninth-most in program history and most since Gunner Kiel in 2015.
- 478 yards of total offense at TTU is the most by a Big 12 QB this season.
- Completed 12-straight passes against Houston, the most by a Bearcat since Ben Bryant in Sept. 2022 against Miami (OH).
- Career-high 383 yards in the opener were the most by a Bearcat in his UC debut since Kiel's 418 in 2014 versus Toledo.
- His 681 yards passing are the most by a Bearcat through his first two games since Gunner Kiel in 2014 (689).
- Fourth-career three-touchdown passing game against Pitt (other three were at IU in 2023 against Penn State, Illinois and Purdue).
- Made seven starts at Indiana in 2023.
- Career-high 289 passing yards and three TDs at Illinois. Also ran for 53 yards and two scores against the Fighting Illini.
- Threw a 90-yard touchdown at Penn State among his 269-yard, 3-TD game.

## CAREER PASSING STATISTICS

SEASON	GP	COMP	ATT	PCT	YDS	TD	INT	LONG	AVG/P
2022 (IU)	1	3	6	50.0	8	0	1	9	2.7
2023 (IU)	10	135	237	57.0	1587	15	5	90	11.8
2024	6	133	201	66.2	1722	13	3	71	12.9
<b>TOTAL</b>	<b>17</b>	<b>271</b>	<b>444</b>	<b>61.0</b>	<b>3317</b>	<b>28</b>	<b>9</b>	<b>90</b>	<b>12.2</b>

CAREER HIGHS \*At Indiana (2022-23)

PASSING ATTEMPTS: 45, at Texas Tech, 9/21/24

PASSING COMPLETIONS: 31, at Texas Tech, 9/21/24

PASSING YARDS: 426, at Texas Tech, 9/21/24

PASSING TOUCHDOWNS: 4, at Texas Tech, 9/21/24

LONGEST PASS: 90, at Penn State, 10/28/23\*



## 4 // TYRIN SMITH

WR / R-SR. / 5-7 / 165

CIBOLO, TEXAS / CIBOLO STEELE / CISCO COLLEGE / UTEP

- Has appeared in four games, tallying four receptions for 32 yards.
- Played only four games in 2023 before suffering an injury.
- Led UTEP in receptions (71), receiving yards (1,039) and touchdown catches (seven) in 2022, collecting honorable mention Conference USA accolades.
- Had four 100-yard games that season and another in 2021.
- Played the 2020 season at Cisco College in Texas.

## CAREER RECEIVING STATISTICS

SEASON	GP	REC	YDS	TD	LONG	AVG/C
2021 (UTEP)	13	33	570	4	55	17.9
2022 (UTEP)	12	71	1039	7	76	14.6
2023 (UTEP)	4	19	191	1	24	10.1
2024	4	4	32	0	13	8.0
<b>TOTAL</b>	<b>33</b>	<b>127</b>	<b>1832</b>	<b>12</b>	<b>76</b>	<b>14.4</b>

CAREER HIGHS \*At UTEP (2021-23)

RECEPTIONS: 10, vs. Middle Tennessee, 10/29/22

RECEIVING YARDS: 183, at New Mexico, 9/17/22

RECEIVING TOUCHDOWNS: 2, at Charlotte, 10/1/22

LONGEST RECEPTION: 76, at New Mexico, 9/17/22

## PLAYER PROFILES - OFFENSE

**54 // DARTANYAN TINSLEY**

OL / R-SR.\* / 6-4 / 320

OWENSBORO, KY. / OWENSBORO / KENTUCKY CHRISTIAN

**ALL-BIG 12 TEAM OF THE WEEK (WEEK 3)**

- Suffered injury against Miami (OH) and missed the last three games.
- Started all 12 games at left guard in 2023, combining with All-American Luke Kandra to help UC to the fifth-best run game in the country (217.1 ypg).
- NFL prospect who has the biggest hands on the team.
- Appeared in 10 games as a backup on the offensive line and a special teams contributor in 2022.
- Transferred to Cincinnati after he collected First Team All-National Christian College Athletic Association (NCCAA) honors in 2020-21 and First Team All-Mid-South Conference Appalachian Division accolades in back-to-back seasons for Kentucky Christian.

**74 // PHILIP WILDER**

OL / SR.\* / 6-5 / 315

JONESBORO, GA. / MT. ZION / SOUTHEAST MISSOURI STATE

- Earned first starts the last three games in place of Dartanyan Tinsley.
- Appeared in seven games as a backup offensive tackle in 2023.
- Played in 18 games over the 2020-22 seasons at SE Missouri State, including helping the team to an OVC title share in 2022.

**7 // CHANCE WILLIAMS**

RB / JR. / 5-8 / 190

BATON ROUGE, LA. / SCOTLANDVILLE / GRAMBLING STATE

- Played 2022-23 seasons at Grambling State, which included a Second-Team All-SWAC campaign in 2023.
- Had 15 catches for 135 yards to complement an 878-yard, six-touchdown rushing season.
- Posted 106 yards on only seven carries at LSU.

**CAREER RUSHING STATISTICS**

SEASON	GP	ATT	YDS	TD	LONG	AVG/R
2022 (GSU)	11	57	223	2	22	3.9
2023 (GSU)	11	148	878	6	61	5.9
2024	4	15	67	0	16	4.5
<b>TOTAL</b>	<b>26</b>	<b>219</b>	<b>1162</b>	<b>8</b>	<b>61</b>	<b>5.3</b>

**CAREER HIGHS** \*At Grambling State (2022-23)**RUSH ATTEMPTS:** 19, 2×, last vs. Southern, 11/25/23\***RUSH YARDS:** 174 vs. Texas Southern, 9/23/23\***RUSH TOUCHDOWNS:** 2, vs. Bethune-Cookman, 10/28/23\***LONG RUSH:** 61 vs. Bethune-Cookman, 10/28/23\***75 // JOHN WILLIAMS**

OL / R-SR. / 6-5 / 320

BOLINGBROOK, ILL. / BOLINGBROOK HS

- Has started all six games at left tackle.
- Pass blocking grade of 85.4 according to PFF ranks fourth among Big 12 tackles.
- Aerospace engineering major.
- Started all 12 games at left tackle in 2023.
- Appeared in all 12 games in 2022 and started the first three of the 2021 CFP year.
- One of six players to earn Iron Bearcat honors for 2024 winter workout performance.



PLAYER PROFILES - DEFENSE



7 // JARED BARTLETT

LB / R- SR.\* / 6-2 / 237  
MIAMI, FLA. / COLLINS HILL (GA.) / WEST VIRGINIA

- Combined with Jake Golday on the game-ending sack at UCF.
- Leads UC in tackles and TFLs.
- Played in 49 games at West Virginia, totaling 135 tackles and 21.0 tackles for loss.
- 2022 and 2023 Iron Mountaineer Award winner, presented to the most outstanding performers in WVU's offseason strength and conditioning program.
- Earned Bronko Nagurski National Defensive Player of the Week honors in 2021 after a three-sack performance vs. Virginia Tech.
- Brother of former Pittsburgh Steelers defensive lineman Stephon Tuitt.

CAREER DEFENSE STATISTICS

SEASON	GP	SOLO	ASST	TOTAL	TFL	SACKS	INT	PD	FF	FR
2019 (WVU)	4	5	4	9	0	0	0	0	0	0
2020 (WVU)	10	11	8	19	5.5	3.5	0	1	1	0
2021 (WVU)	13	15	16	31	6.0	3.5	0	0	1	1
2022 (WVU)	10	15	11	26	3.5	2.5	0	0	0	0
2023 (WVU)	13	27	22	49	6.0	4.5	0	1	0	1
2024	6	16	14	30	5.5	3.5	0	2	1	0
TOTAL	55	89	76	165	26.5	17.5	0	4	3	2

CAREER HIGHS \*At West Virginia (2019-23)

TACKLES: 7 at Houston, 10/12/23

TACKLES FOR LOSS: 3, vs. Virginia Tech, 9/18/21

SACKS: 3, vs. Virginia Tech, 9/18/21



40 // KAMARI BURNS

DE / R-FR. / 6-4 / 285  
COLUMBUS, OHIO / LINCOLN

- Earned first start in 2024 opener vs. Towson; redshirted in 2023.
- Top-75 defensive line prospect in his class.

CAREER DEFENSE STATISTICS

SEASON	GP	SOLO	ASST	TOTAL	TFL	SACKS	INT	PD	FF	FR
2024	3	0	2	2	0	0	0	0	0	0
TOTAL	3	0	2	2	0	0	0	0	0	0



10 // DERRICK CANTEEN

S / R-SR.\* / 5-11 / 197  
EVANS, GA. / EVANS / GEORGIA SOUTHERN / VIRGINIA TECH

- Big 12's second-rated safety (83.8) behind teammate Antwan Peek Jr. by PFF and eighth among all of P4.
- Credits military family background for his character on and off the field.
- Three pass breakups in the Pitt game and endzone interception against Miami (OH).
- Voted one of four team captains for the 2024 season.
- Made three starts in 2023 at Virginia Tech; helping VT rank among in top-20 nationally in three defensive categories.
- Earned All-Sun Belt honors in 2020 and 2022 at Georgia Southern and was a 2020 Freshman All-American for the Eagles.
- Made 25 starts at GSU with 117 tackles, 21 PBUs and seven INTs there.

CAREER DEFENSE STATISTICS

SEASON	GP	SOLO	ASST	TOTAL	TFL	SACKS	INT	PD	FF	FR
2019 (GSU)	3	0	0	0	0	0	0	0	0	0
2020 (GSU)	13	34	14	48	0.5	0	6	16	1	1
2021 (GSU)	2	3	2	5	0	0	0	0	0	0
2022 (GSU)	11	39	25	64	2.0	1	1	12	0	0
2023 (VT)	13	23	20	43	2.0	0	1	6	1	0
2024	6	16	10	26	1.5	0	1	4	1	0
TOTAL	48	115	71	186	6.0	1	9	38	3	1

CAREER HIGHS \*At Georgia Southern (2019-22) or Virginia Tech (2023)

TACKLES: 12, vs. James Madison, 10/15/22\*

INTERCEPTIONS: 2 vs. Troy, 11/7/20\*



21 // KALEN CARROLL

CB / R-SO. / 6-0 / 182  
INDIANAPOLIS, IND. / CENTER GROVE

- Recorded first-career TFL in the Houston shutout.
- Has started all six games at cornerback.
- First-career start came in 2023 against UCF; tallied two tackles and two PBUs.
- Redshirted in 2022.

CAREER DEFENSE STATISTICS

SEASON	GP	SOLO	ASST	TOTAL	TFL	SACKS	INT	PD	FF	FR
2023	8	7	5	12	0	0	0	5	0	0
2024	6	7	3	10	1.0	0	0	1	0	0
TOTAL	14	14	8	22	1.0	0	0	6	0	0

CAREER HIGHS

TACKLES: 4, vs. Kansas 11/25/23

PASS BREAKUPS: 2, vs. UCF (11/4/23) and at Houston (11/11/23)

## PLAYER PROFILES - DEFENSE



## 2 // DONTAY CORLEONE

DT / R-JR. / 6-1 / 320  
CINCINNATI, OHIO / COLERAIN

2023 ALL-BIG 12 SECOND TEAM, AP FIRST TEAM ALL-AMERICAN  
2022 ALL-AAC FIRST TEAM, AP THIRD TEAM ALL-AMERICAN

- Career-best two sacks at UCF last Saturday.
- His 78.8 PFF rating is the second-best among Big 12 interior defensive lineman.
- PFF National Team of the Week honoree after his 89.9 grade at Texas Tech.
- Made season debut against Pitt and recorded six tackles with one for loss.
- Named to Bruce Feldman's "Freaks List" for the second straight season.
- One of four 2024 team captains, started all 12 games at NT last season.
- Given the nickname "The Godfather" by fans when he committed to UC.
- Has his own pulled-pork-topped hamburger, "The Godfather", at Bucketheads in Cincinnati. Also has a "Godfather" pizza at Mio's right next to campus.
- Finished as the nation's highest-graded defensive player by PFF (93.8) in 2022 and recorded a single-season run defense grade (94.7) that was best since 2019.

## CAREER DEFENSE STATISTICS

SEASON	GP	SOLO	ASST	TOTAL	TFL	SACKS	INT	PD	FF	FR
2022	11	19	26	45	5.5	3.0	0	0	2	2
2023	12	22	17	39	6.5	3.0	0	1	1	0
2024	5	10	7	17	4.0	3.0	0	0	0	0
<b>TOTAL</b>	<b>28</b>	<b>51</b>	<b>50</b>	<b>101</b>	<b>16.0</b>	<b>9.0</b>	<b>0</b>	<b>1</b>	<b>3</b>	<b>2</b>

## CAREER HIGHS

**TACKLES:** 11, vs. Navy 11/5/22

**TACKLES FOR LOSS:** 2, two times, last at UCF, 10/12/24

**SACKS:** 2 at UCF, 10/12/24



## 49 // JACK DINGLE

LB / R-SO. / 6-4 / 238  
LOUISVILLE, KY. / TRINITY

- Named to Bruce Feldman's "Freaks List".
- Third member of his family to play at Cincinnati — Father Nate was a standout defensive lineman from 1990-93, a captain as a senior in 1993, who played in the NFL, and brother, Jacob, played safety from 2019-22.
- Started 11 of 12 games at middle linebacker in 2023 and was an Iron Bearcat in Winter 2024 for his workout performance.
- Made four stops with a TFL and PBU vs. UCF despite playing with cast on his hand.
- Backup linebacker and special teamer who played in 12 games and tallied 13 tackles with a half-TFL in 2022.

## CAREER DEFENSE STATISTICS

SEASON	GP	SOLO	ASST	TOTAL	TFL	SACKS	INT	PD	FF	FR
2022	12	0	13	13	0.5	0	0	0	0	0
2023	12	28	25	53	5.0	1	0	1	0	2
2024	6	12	11	23	0.0	0	0	0	0	0
<b>TOTAL</b>	<b>30</b>	<b>40</b>	<b>49</b>	<b>91</b>	<b>5.5</b>	<b>1</b>	<b>0</b>	<b>1</b>	<b>0</b>	<b>2</b>

## CAREER HIGHS

**TACKLES:** 7, four times, last at Oklahoma State 10/28/23

**TACKLES FOR LOSS:** 2, at Pittsburgh 9/9/23

**SACKS:** 1, at Pittsburgh 9/9/23



## 6 // TREVON GOLA-CALLARD

S / JR. / 6-1 / 190  
LAS VEGAS, NEV. / PALO VERDE / SOUTHERN UTAH

ALL-BIG 12 TEAM OF THE WEEK (WEEK 3)

- Has appeared in all six games this season, making presence known with consecutive big plays against Miami (OH).
- Played in 11 games for Southern Utah in 2023, tallying 70 tackles, six pass breakups, and two interceptions.
- Named All-UAC by Phil Steele.
- Two double-digit tackle performances, including a high of 12 stops against Central Arkansas.
- Recorded 47 tackles for University of Mary in 2022, playing in 10 games.

## CAREER DEFENSE STATISTICS

SEASON	GP	SOLO	ASST	TOTAL	TFL	SACKS	INT	PD	FF	FR
2022	10	33	14	47	0.5	0	2	4	0	0
2023	11	42	28	70	5.5	1	2	6	1	0
2024	6	5	1	6	1.0	0	0	2	0	1
<b>TOTAL</b>	<b>27</b>	<b>80</b>	<b>43</b>	<b>123</b>	<b>7.0</b>	<b>1</b>	<b>4</b>	<b>12</b>	<b>1</b>	<b>1</b>

**CAREER HIGHS** \*At Southern Utah (2023)

**TOTAL TACKLES:** 12, vs. Central Ark. 9/30/23

**TOTAL SACKS:** 1, vs. Lincoln (CA) 11/4/23

**TACKLES FOR LOSS:** 1.5, three times, last at Utah Tech 11/18/23

**TOTAL INTERCEPTIONS:** 1, four times, last at Utah Tech 11/18/23



## 11 // JAKE GOLDAY

LB / R-JR. / 6-4 / 240  
ARLINGTON, TENN. / ARLINGTON / CENTRAL ARKANSAS

BIG 12 NEWCOMER OF THE WEEK (WEEK 7)

- Named Big 12 Newcomer of the Week following his performance at UCF.
- Absolute force in road win at UCF; recovering his own forced fumble deep in UCF territory early in the game among a 2.5 TFL, 1.5-sack performance.
- Had 1.5 TFLs at Texas Tech.
- Season-high seven tackles in the Houston shutout.
- One of seven defenders to earn first start at UC in the season opener vs. Towson.
- Played 2021-23 seasons at Central Arkansas.
- Posted team-high 84 tackles in 2023 as well as 7.0 TFL and 4.5 sacks.

## CAREER DEFENSE STATISTICS

SEASON	GP	SOLO	ASST	TOTAL	TFL	SACKS	INT	PD	FF	FR
2021 (UCA)	4	2	2	4	0.5	0.5	0	0	0	0
2022 (UCA)	11	20	17	37	5.5	1.0	0	0	1	0
2023 (UCA)	11	29	55	84	7.0	4.5	0	0	1	2
2024	6	13	15	28	4.5	1.5	0	0	1	1
<b>TOTAL</b>	<b>33</b>	<b>64</b>	<b>89</b>	<b>153</b>	<b>17.5</b>	<b>7.5</b>	<b>0</b>	<b>0</b>	<b>3</b>	<b>3</b>

**CAREER HIGHS** \*At Central Arkansas (2021-23)

**TACKLES:** 14, at Austin Peay 11/18/23

**TACKLES FOR LOSS:** 2.5, at UCF, 10/12/24

**SACKS:** 1.5, two times, last at UCF, 10/12/24

PLAYER PROFILES - DEFENSE



99 // ROB JACKSON

DE / R-JR. / 6-4 / 270  
PHILADELPHIA, PA. / ARCHBISHOP WOOD

- Missed two straight games due to injury, but returned to action at Texas Tech.
- Made first-career start in the 2024 opener vs. Towson and earned another against Pitt.
- Rotational defensive end who appeared in career-high eight games in 2023.
- Had three tackles, including one for loss, at West Virginia in 2023.
- Appeared in seven games over the 2021-22 seasons, redshirting in 2021.

CAREER DEFENSE STATISTICS

SEASON	GP	SOLO	ASST	TOTAL	TFL	SACKS	INT	PD	FF	FR
2021	3	2	0	2	0	0	0	0	0	0
2022	4	1	3	4	0	0	0	0	0	0
2023	8	1	7	8	2.0	0	0	0	0	0
2024	4	3	3	6	0	0	0	0	0	0
TOTAL	19	7	13	20	2.0	0	0	0	0	0

CAREER HIGHS

TACKLES: 3, at West Virginia, 11/18/23  
TACKLES FOR LOSS: 1, at West Virginia, 11/18/23



20 // MEHKI MILLER


STAR / R-SR.\* / 6-1 / 200  
PARK FOREST, ILL. / RICH CENTRAL / MIAMI (OH) / NM STATE

- Appeared in 26 games for NM State over the 2022-23 seasons, including a 57-yard pick-six against WKU in 2023.
- Played the 2019-21 seasons at Miami (Ohio), where he was teammates with 2022 Cincinnati consensus All-American Ivan Pace.
- Top track performer in high school in the triple jump and relay teams.

CAREER DEFENSE STATISTICS

SEASON	GP	SOLO	ASST	TOTAL	TFL	SACKS	INT	PD	FF	FR
2019 (MIA)	1	0	1	1	0	0	0	1	0	0
2020 (MIA)	3	3	3	6	0	0	0	0	0	0
2021 (MIA)	9	5	1	6	1	0	0	0	0	0
2022 (NMSU)	12	21	7	28	1	1	0	5	0	0
2023 (NMSU)	14	35	25	60	1	0	2	6	0	0
2024	6	8	8	16	1	0	0	0	0	0
TOTAL	45	72	44	116	4.0	1	2	12	0	0

CAREER HIGHS \*At Miami (Ohio) (2019-21) or New Mexico State (2022-23)  
TACKLES: 9, two times, last vs. Fresno State, 12/16/23\*



0 // JOSH MINKINS JR.

S / R-SR. / 6-2 / 200  
LOUISVILLE, KY. / BALLARD / LOUISVILLE

- Matched season-high six tackles, plus first TFL of the season, at Texas Tech.
- Interception on Houston's opening drive set up Cincinnati's first touchdown.
- Endzone interception against Pitt was third of his career and first at UC.
- Injured in second half of the Pitt game and did not dress for Miami (OH).
- Played at Louisville from 2020-23, with the first three of those coming under Scott Satterfield.
- Career-best 55 tackles in 2022; first interception was as a sophomore in 2021.
- Father, Josh Minkins Sr., played at Louisville.

CAREER DEFENSE STATISTICS

SEASON	GP	SOLO	ASST	TOTAL	TFL	SACKS	INT	PD	FF	FR
2020 (LOU)	6	3	3	6	0	0	0	0	0	0
2021 (LOU)	10	8	9	17	0	0	1	1	0	0
2022 (LOU)	13	39	16	55	2.0	1	1	4	0	0
2023 (LOU)	11	18	3	21	0	0	0	0	0	0
2024	5	18	6	24	1.0	0	2	5	0	0
TOTAL	45	86	37	123	3.0	1	4	10	0	0

CAREER HIGHS \*At Louisville (2020-23)

TACKLES: 7, vs. Georgia Tech, 9/1/23\*  
PASS BREAKUPS: 3 vs. Towson, 8/31/24



46 // ANTWAN PEEK JR.

STAR / R-SO. / 6-2 / 208  
CINCINNATI, OHIO / INDIAN HILL

- 85.3 PFF grade leads Big 12 safeties and ranks fourth in all of P4.
- Forced two fumbles at UCF, the most by a Bearcat since 2019, and his father holds the school record with 3 against ULM in 2001.
- Walk-on in 2023 who worked his way onto the depth chart to be a regular contributor as a redshirt-freshman.
- Earned a start at Oklahoma State and finished season with 17 tackles.
- Father, Antwan Peek Sr., was one of the greatest defensive players in program history before a five-year NFL career and UC Athletics Hall of Fame induction in 2023.

CAREER DEFENSE STATISTICS

SEASON	GP	SOLO	ASST	TOTAL	TFL	SACKS	INT	PD	FF	FR
2023	12	10	7	17	0	0	0	0	0	0
2024	6	18	10	28	1.0	0	0	1	3	0
TOTAL	18	28	17	45	1.0	0	0	1	3	0

CAREER HIGHS

TACKLES: 9 at UCF, 10/12/24  
FORCED FUMBLES: 2 at UCF, 10/12/24



## PLAYER PROFILES - DEFENSE



## 97 // ERIC PHILLIPS

DE / R-SR.\* / 6-3 / 260

CINCINNATI, OHIO / COLERAIN

- Career-high two sacks against Miami (OH); tied for team-lead with 4 on the year.
- Third-year starter at defensive end and only sixth-year player to spend all six seasons at UC.
- Totaled 14 tackles and two sacks and added 5.5 TFL's in 2023.
- Broke out in 2022 by starting the final 12 games (appearing in all 13) and totaling 38 tackles that included 8.0 TFLs and three sacks.

## CAREER DEFENSE STATISTICS

SEASON	GP	SOLO	ASST	TOTAL	TFL	SACKS	INT	PD	FF	FR
2019	1	0	0	0	0	0	0	0	0	0
2020	5	0	5	5	0	0	0	0	0	0
2021	9	3	2	5	0	0	0	0	0	0
2022	13	16	22	38	8	3	0	4	1	1
2023	12	8	6	14	5.5	2	0	1	1	0
2024	6	9	2	11	4.5	4	0	0	1	0
<b>TOTAL</b>	<b>46</b>	<b>36</b>	<b>37</b>	<b>73</b>	<b>18.0</b>	<b>9</b>	<b>0</b>	<b>5</b>	<b>3</b>	<b>1</b>

## CAREER HIGHS

TACKLES: 7, two times, vs. Navy 11/5/22; vs UCF 11/04/23

TACKLES FOR LOSS: 2.5, vs. Indiana 9/24/22

SACKS: 2, at Miami (OH), 9/14/24



## 17 // BRIAN SIMMS III

LB / R-FR. / 6-3 / 228

BALTIMORE, MD. / ST. FRANCES ACADEMY

- Appeared in two games as a true freshman; was a standout on the scout team.
- Consensus three-star recruit out of Maryland, with his high school ranking No. 1 in the state as a senior.

## CAREER DEFENSE STATISTICS

SEASON	GP	SOLO	ASST	TOTAL	TFL	SACKS	INT	PD	FF	FR
2023	2	0	0	0	0	0	0	0	0	0
2024	6	2	9	11	0.5	0	0	0	0	0
<b>TOTAL</b>	<b>8</b>	<b>2</b>	<b>9</b>	<b>11</b>	<b>0.5</b>	<b>0</b>	<b>0</b>	<b>0</b>	<b>0</b>	<b>0</b>

## CAREER HIGHS

TACKLES: 4, vs. Towson, 8/31/24



## 22 // JONATHAN THOMPSON

LB / R-SO. / 6-2 / 230

COLUMBUS, OHIO / ST. FRANCIS DE SALES

- First-career sack came against Pitt, which was first-and-goal from the 8 late in the first half and eventually forcing a field goal.
- Emerged as a starter in midseason 2023, collecting four starts.
- First start came against Iowa State, finishing with eight tackles.
- Posted eight more stops against Baylor and had career-best nine with a pair of TFLs in finale versus Kansas.
- Redshirted in 2022; went to same high school as former head coach Luke Fickell.

## CAREER DEFENSE STATISTICS

SEASON	GP	SOLO	ASST	TOTAL	TFL	SACKS	INT	PD	FF	FR
2023	12	20	11	31	4.0	0	0	0	0	0
2024	5	4	9	13	2.0	1	0	1	0	0
<b>TOTAL</b>	<b>17</b>	<b>24</b>	<b>20</b>	<b>34</b>	<b>6.5</b>	<b>1</b>	<b>0</b>	<b>1</b>	<b>0</b>	<b>0</b>

## CAREER HIGHS

TACKLES: 9 vs. Kansas, 11/25/23

TACKLES FOR LOSS: 2 vs. Kansas, 11/25/23

SACKS: 1, vs. Pittsburgh, 9/7/24

PASS BREAKUPS: 1, vs. Towson, 8/31/24



## 24 // DARIAN VARNER

DE / R-SR. / 6-3 / 265

NORFOLK, VA. / MAURY / TEMPLE / WISCONSIN

- Earned first UC start against Miami (OH) and recovered a fumble.
- Appeared in 11 games at Wisconsin under former UC head coach Luke Fickell.
- Was a 2022 First-Team All-AAC honoree at Temple, where he was also a team captain.
- Earned a single-digit number in 2022, a Temple tradition reserved for those who lead by example on and off the field.

## CAREER DEFENSE STATISTICS

SEASON	GP	SOLO	ASST	TOTAL	TFL	SACKS	INT	PD	FF	FR
2020 (TEM)	1	0	0	0	0	0	0	0	0	0
2021 (TEM)	12	17	5	22	7.0	3.0	0	0	0	1
2022 (TEM)	10	25	10	35	12.5	7.5	0	0	1	0
2023 (WIS)	11	2	3	5	1.5	0	0	0	1	1
2024	6	2	5	7	0.5	0	0	0	0	1
<b>TOTAL</b>	<b>40</b>	<b>46</b>	<b>23</b>	<b>69</b>	<b>21.5</b>	<b>10.5</b>	<b>0</b>	<b>0</b>	<b>2</b>	<b>3</b>

## CAREER HIGHS

TACKLES: 6, at Navy 10/29/22

TACKLES FOR LOSS: 3.5 vs. Tulsa, 10/21/22

SACKS: 3.5 vs. Tulsa, 10/21/22

## PLAYER PROFILES - DEFENSE



## 15 // KAMERON WILSON

DL / R-JR. / 6-2 / 250

DECATUR, GA. / MOUNT ZION / LOUISVILLE

- Appeared in 29 games across four seasons at Louisville, the first three under Scott Satterfield.
- Received the ACC's Top Six for Community Service Award in 2023 after mentoring students monthly at Breckinridge-Franklin Elementary School while also being involved with other organizations.

## CAREER DEFENSE STATISTICS

SEASON	GP	SOLO	ASST	TOTAL	TFL	SACKS	INT	PD	FF	FR
2020 (LOU)	6	0	0	0	0	0	0	0	0	0
2021 (LOU)	4	1	1	2	0	0	0	0	0	0
2022 (LOU)	7	4	1	5	0	0	0	1	1	0
2023 (LOU)	12	7	7	14	2.5	2	0	0	0	1
2024	6	5	3	8	2.5	2	0	0	0	0
<b>TOTAL</b>	<b>35</b>	<b>17</b>	<b>12</b>	<b>29</b>	<b>5.0</b>	<b>4</b>	<b>0</b>	<b>1</b>	<b>1</b>	<b>1</b>

## CAREER HIGHS

TACKLES: 4, two times, last vs. Towson, 8/31/24

TACKLES FOR LOSS: 1.0, two times, last vs. Towson, 8/31/24

SACKS: 1.0, four times, last vs. Houston, 9/21/24



## 13 // LOGAN WILSON

DB / R-SR. / 5-10 / 180

DALLAS, TEXAS / BISHOP DUNNE / K-STATE / ULM / NORTH TEXAS

- Fourth-down PBU in first quarter at UCF prevented a likely touchdown; second one occurred in endzone as well.
- Earned first UC start in the Miami (OH) game.
- Primary kick returner for the team with seven attempts.
- Had a pass breakup against Pitt as well and season-high six tackles at Miami (OH).
- Two-year starter and team captain at North Texas, where he played from 2021-23.
- Totaled 112 tackles with three interceptions and 11 passes defended at UNT, earning Honorable Mention All-Conference USA honors in 2022.
- Appeared in two games at ULM in 2020 before opting out.
- Did not see game action and redshirted at K-State in 2019.

## CAREER DEFENSE STATISTICS

SEASON	GP	SOLO	ASST	TOTAL	TFL	SACKS	INT	PD	FF	FR
2020 (ULM)	2	0	0	0	0	0	0	0	0	0
2021 (UNT)	DNP - Transfer Rules									
2022 (UNT)	14	31	19	50	0	0	2	7	1	1
2023 (UNT)	12	38	24	62	1	0	1	4	0	2
2024	6	6	7	13	0.5	0	0	3	0	0
<b>TOTAL</b>	<b>34</b>	<b>75</b>	<b>50</b>	<b>125</b>	<b>1.5</b>	<b>0</b>	<b>3</b>	<b>14</b>	<b>1</b>	<b>3</b>

CAREER HIGHS \*At North Texas (2022-23) or ULM (2020)

TACKLES: 9, two times, last at FIU, 9/9/23\*

PASS BREAKUPS: 2, three times, last at Western Kentucky, 10/29/22\*

INTERCEPTIONS: 1, three times, last at Tulsa, 11/18/23\*



## 1 // JORDAN YOUNG

CB / R-JR. / 6-0 / 195

TAMPA, FLA. / GAITHER / FLORIDA

- Has started all six games at cornerback, has 15 tackles.
- Started 11 and played all 12 games at cornerback in 2023.
- Recorded first-career interception at Oklahoma State.
- Spent 2021-22 seasons at Florida, tallying 10 tackles and a blocked kick in 2022.
- Made three appearances before redshirting in 2021.

## CAREER DEFENSE STATISTICS

SEASON	GP	SOLO	ASST	TOTAL	TFL	SACKS	INT	PD	FF	FR
2021 (UF)	3	1	0	1	0	0	0	0	0	0
2022 (UF)	10	4	6	10	0	0	0	1	0	0
2023	12	22	12	34	1	0	1	7	0	0
2024	6	6	9	15	0	0	0	4	0	0
<b>TOTAL</b>	<b>31</b>	<b>33</b>	<b>27</b>	<b>60</b>	<b>1</b>	<b>0</b>	<b>1</b>	<b>12</b>	<b>0</b>	<b>0</b>

## CAREER HIGHS

TACKLES: 5, vs. Miami (OH) 9/16/23; at Houston 11/11/23

INTERCEPTIONS: 1, at Oklahoma State 10/28/23

## PLAYER PROFILES - SPECIAL TEAMS

**33 // CARTER BROWN**

K / SO. / 6-0 / 205

PEARLAND, TEXAS / DAWSON / ARIZONA STATE

- 49-yard field goal vs. Pitt improved him to 11-of-14 from 40-plus yards in his career.
- Connected on 15-of-19 field goals (78.9%) last season.
- Was a perfect on 30 PATs in 2023, the 11th time in school history that a kicker was perfect on extra-point attempts across an entire season.
- Made 11-of-14 field goal attempts, including a 5-of-7 from 40+, and connected on all 33 of his extra point attempts to finish with 61 points as a true freshman for Arizona State in 2022.
- Entered college as one of the nation's top kicking prospects, earning a three-star rating from 247Sports.

**CAREER FIELD GOAL STATISTICS**

SEASON	FG	PCT.	PAT	1-19	20-29	30-39	40-49	50+	LG	PTS
2022 (ASU)	11-14	78.6	33-33	0-0	3-4	3-3	4-6	1-1	53	66
2023	15-19	78.9	30-30	0-0	6-8	4-5	4-5	1-1	54	75
2024	3-5	60.0	8-8	0-0	1-2	1-2	1-1	0-0	36	17
<b>TOTAL</b>	<b>29-38</b>	<b>77.1</b>	<b>71-71</b>	<b>0-0</b>	<b>10-14</b>	<b>8-10</b>	<b>9-12</b>	<b>2-2</b>	<b>54</b>	<b>158</b>

**CAREER HIGHS** \*At Arizona State (2022)**FG MADE:** 4, vs. Northern Arizona 9/1/22\***LONGEST FG MADE:** 54, vs. Oklahoma 9/23/22\***PAT MADE:** 9, vs. ECU 9/2/23**63 // NATHAN HAWKS**

K / R-SR. / 6-2 / 210

ENON, OHIO / GREENON / WITTENBURG

- Enrolled at Cincinnati as a student for 2023-24 school year following two years kicking at Division III Wittenberg.
- Sought tryout at UC, but delayed a week due to torn quad and hip flexor and considered hanging it up. Credits parents for not letting him give up.
- Three field goals of at least 50 yards, tied with Jake Rogers (2008) for single-season school record. One of 10 FBS kickers with at least three 50+ kicks this season.
- Given first UC field goal opportunity against Miami and opened the scoring with a 55-yard field goal, the second-longest in program history. Ended the game with a 50-yarder to ice it with 59 seconds left.
- First Bearcat to make two 50-yard field goals in a game, with the 55-yarder tying for second-longest in school history, the furthest since 2007, and longest in the Big 12 this year.
- Was 4-for-4 on field goals for his career prior, all at Wittenberg.
- Served as UC's kickoff specialist over the final six games of 2023.
- Has 13 touchbacks out of 26 kickoffs in 2024.
- Finished with 1,855 yards on 30 kickoffs with 12 touchbacks and a 61.8 average in 2023.

**CAREER FIELD GOAL STATISTICS**

SEASON	FG	PCT.	PAT	1-19	20-29	30-39	40-49	50+	LG	PTS
2021 (WIT)	1-1	1.000	2-3	0-0	0-0	0-0	1-1	0-0	40	5
2022 (WIT)	3-3	1.000	17-19	0-0	0-0	3-3	0-0	0-0	39	26
2023	No attempts									
2024	8-11	.727	13-14	0-0	2-2	2-3	1-2	3-4	55	37
<b>TOTAL</b>	<b>12-15</b>	<b>.800</b>	<b>32-36</b>	<b>0-0</b>	<b>2-2</b>	<b>5-6</b>	<b>2-3</b>	<b>2-3</b>	<b>55</b>	<b>68</b>

**31 // MASON FLETCHER**

P / SR. / 6-7 / 215


MELBOURNE, AUSTRALIA / PROKICK

**2022 RAY GUY AWARD FINALIST****2022 AAC SPECIAL TEAMS PLAYER OF THE YEAR, ALL-AAC FIRST TEAM****2022 AP THIRD TEAM ALL-AMERICAN**

- Big 12 active leader in career punt average (44.5) and 120 (77), plus second in 50-yard kicks (31).
- Has only seven touchbacks in 174 career punts.
- 23 of his 45 attempts (51%) last season were downed inside the 20 - the highest percentage in the Power 5 - with seven inside the 10.
- His 62-yard punt against Pitt was his fourth of 60-plus, which included an 84-yard boot at SMU that shattered UC and AAC records, earning Ray Guy Punter of the Week.
- Brother, Max, was an All-SEC punter at Arkansas and transferred to Cincinnati this year; he will redshirt and take over in 2025 while earning his master's degree.

**CAREER PUNTING STATISTICS**

SEASON	NO	YDS	AVG	LONG	120	50+	BL
2021	50	2151	43.0	54	17	5	0
2022	62	2870	46.3	84	29	14	0
2023	45	1935	43.0	57	23	6	0
2024	17	783	46.1	62	8	6	0
<b>TOTAL</b>	<b>174</b>	<b>7739</b>	<b>44.5</b>	<b>84</b>	<b>77</b>	<b>31</b>	<b>0</b>

**CAREER HIGHS****PUNT ATTEMPTS:** 8, vs. Indiana 9/24/22**PUNT YARDS:** 373, vs. Indiana 9/24/22**LONGEST PUNT:** 84, at SMU 10/22/22**PUNT AVERAGE:** 65.0, at SMU 10/22/22**PUNTS INSIDE THE 20:** 3, 10 times, last at Oklahoma State 10/28/23**43 // JAYDEN PERRY**

LS / R-SR. / 6-3 / 240

SAVANNAH, GA. / ISLANDS / COASTAL CAROLINA / INDIANA STATE

- Spent the last two seasons as Indiana State's primary long snapper and was perfect on all snap attempts during his career.
- Began his career at Coastal Carolina in 2019 before transferring to ISU in 2022.
- Comes to Cincinnati with one year of eligibility.



2024 CINCINNATI FOOTBALL

STARTERS											
OFFENSE	LT	LG	C	RG	RT	TE	WR/TE	WR	WR	QB	RB
TOWSON	Williams	Tinsley	Gerhardt	Kandra	Buford	Royer	Sherman (TE)	Henderson	Jackson Jr.	Sorsby	Kiner
PITT	Williams	Tinsley	Gerhardt	Kandra	Buford	Royer	Grover (TE)	Henderson	Mayes	Sorsby	Kiner
AT MIAMI (OH)	Williams	Tinsley	Gerhardt	Kandra	Buford	Royer	Turner	Henderson	Mayes	Sorsby	Kiner
HOUSTON	Williams	Buford	Gerhardt	Kandra	Wilder	Royer	Johnson	Henderson	Mayes	Sorsby	Kiner
AT TEXAS TECH	Williams	Buford	Gerhardt	Kandra	Wilder	Royer	Johnson	Henderson	Mayes	Sorsby	Kiner
AT UCF	Williams	Buford	Gerhardt	Kandra	Wilder	Royer	Johnson	Henderson	Mayes	Sorsby	Kiner
ARIZONA STATE											
COLORADO											
WEST VIRGINIA											
AT IOWA STATE											
AT KANSAS STATE											
TCU											

DEFENSE	DE	DT	DE	LB	MLB	LB	STAR	CB	CB	S	S
TOWSON	Jackson	Burns	Phillips	Golday	Bartlett	Dingle	Sanks	Young	Carroll	Minkins	Canteen
PITT	Jackson	Corleone	Phillips	Thompson	Bartlett	Dingle	Sanks	Young	Carroll	Minkins	Canteen
AT MIAMI (OH)	Varner	Corleone	Phillips	Golday	Bartlett	Dingle	Sanks	Young	Carroll	Canteen	Wilson
HOUSTON	Varner	Corleone	Phillips	Thompson	Bartlett	Dingle	Sanks	Young	Carroll	Minkins	Canteen
AT TEXAS TECH	Varner	Corleone	Phillips	Golday	Bartlett	Dingle	Sanks	Young	Carroll	Minkins	Canteen
AT UCF	Jackson	Corleone	Phillips	Golday	Dingle	Thompson	Peek Jr.	Young	Carroll	Minkins	Canteen
ARIZONA STATE											
COLORADO											
WEST VIRGINIA											
AT IOWA STATE											
AT KANSAS STATE											
TCU											

START CHART											
	2024	CAR.	CONS.		2024	CAR.	CONS.		2024	CAR.	CONS.
Jared Bartlett, LB	5	32	0	Rob Jackson, DE	3	3	1	Jiquan Sanks, STAR	5	5	0
Sterling Berkhalter, WR	0	13	0	Tony Johnson, WR	3	15	3	Francis Sherman, TE	1	5	0
Deondre Buford, OL	6	20	18	Luke Kandra, OL	6	20	18	Tyrin Smith, WR	0	16	0
Kamari Burns, DL	1	1	0	Corey Kiner, RB	6	18	18	Brendan Sorsby, QB	6	13	6
Derrick Canteen, DB	6	34	6	Brady Lichtenberg, QB	0	1	0	DJ Taylor, DB	0	2	0
Kalen Carroll, DB	6	10	10	Xavier Lozowicki, OL	0	2	0	Jonathan Thompson, LB	3	7	1
Mikah Coleman	0	5	0	Jamoi Mayes, WR	5	31	5	Dartanyan Tinsley, OL	3	15	0
Dontay Corleone, DL	5	17	5	Mehki Miller, STAR	0	9	0	Aaron Turner, WR	1	20	0
Jack Dingle, LB	6	18	18	Josh Minkins, DB	5	22	3	Darian Varner, DE	3	13	0
Gavin Gerhardt, OL	6	30	17	Josh Robinson, DB	0	1	0	Phillip Wilder, OL	3	12	3
Jake Golday, LB	4	15	2	Cam Roetherford, DE	0	3	0	Chance Williams, RB	0	3	0
Gavin Grover, TE	1	1	0	Joe Royer, TE	6	6	6	John Williams, OL	6	21	18
Xzavier Henderson, WR	6	31	18	Antwan Peek Jr., DB	1	2	1	Ken Willis, DB	0	2	0
Jalen Hunt, DL	0	6	0	Eric Phillips, DL	6	28	28	Logan Wilson, DB	2	20	0
Barry Jackson Jr., WR	1	1	0	Evan Prater, WR	0	3	0	Jordan Young, CB	6	17	8

## GAME-BY-GAME RECAPS

vs. TOWSON  
AUGUST 31, 2024  
CINCINNATI, OHIO



	1	2	3	4	F
Towson	3	14	3	0	20
Cincinnati	21	7	10	0	38

## SCORING PLAYS

1st	11:17	CIN	Sorsby, Brendan 2 yd run (Brown, Carter kick)
			7-75, 3:43, TOW 0 - CIN 7
1st	8:03	TOW	Vaughan, Keegan 32 yd field goal
			4-5, 1:44, TOW 3 - CIN 7
1st	6:50	CIN	Henderson, Xavier 42 yd pass from Sorsby, Brendan (Brown, Carter kick)
			4-65, 1:08, TOW 3 - CIN 14
1st	3:13	CIN	Berkhalter, Sterling 61 yd pass from Sorsby, Brendan (Brown, Carter kick)
			3-75, 1:23, TOW 3 - CIN 21
2nd	9:54	TOW	Doss, Jaceon 76 yd pass from Davis, Carlos (Vaughan, Keegan kick)
			4-96, 0:59, TOW 10 - CIN 21
2nd	6:56	CIN	Sorsby, Brendan 12 yd run (Brown, Carter kick)
			5-63, 2:53, TOW 10 - CIN 28
2nd	0:19	TOW	Dunmore, John 28 yd pass from Davis, Carlos (Vaughan, Keegan kick)
			8-80, 1:27, TOW 17 - CIN 28
3rd	10:10	TOW	Vaughan, Keegan 33 yd field goal
			12-59, 4:50, TOW 20 - CIN 28
3rd	9:52	CIN	Pryor, Evan 64 yd run (Brown, Carter kick)
			1-64, 0:10, TOW 20 - CIN 35
3rd	4:38	CIN	Brown, Carter 36 yd field goal
			11-63, 3:41, TOW 20 - CIN 38

	CIN	TOW
FIRST DOWNS	26	21
RUSHES-YARDS (NET)	32-275	37-194
PASSING YDS (NET)	383	244
Passes Att-Comp-Int	22-31-0	21-37-0
TOTAL OFFENSE PLAYS-YARDS	63-658	74-438
Fumble Returns-Yards	1-6	0-0
Punt Returns-Yards	3-12	1-(-2)
Kickoff Returns-Yards	3-41	0-0
Interception Returns-Yards	0-0	0-0
Punts (Number-Avg)	2-105	6-270
Fumbles-Lost	5-3	2-1
Penalties-Yards	3-40	9-48
Possession Time	27:57	32:03
Third-Down Conversions	5 of 10	5 of 17
Fourth-Down Conversions	0 of 0	1 of 3
Red-Zone Scores-Chances	3-5	2-3
Sacks By: Number-Yards	3-15	0-0

**RUSHING:** Cincinnati- PRYOR, Evan 4-105; DAWSON, Victor 2-54; KINER, Corey 7-51; COVEY, Manny 5-26; WILLIAMS, Chance 5-23; JOHNSON, Tony 1-13; SORSBY, Brendan 5-5; JACKSON JR., Barry 1-5; TEAM 2-(-7)  
Towson- MATTHEWS, Devin 17-70; GREEN JR., Tyrell 8-60; WATKINS, Christopher 5-59; DAVIS, Carlos 7-5

**PASSING:** Cincinnati- SORSBY, Brendan 22-31-0-383  
Towson- DAVIS, Carlos 21-37-0-244

**RECEIVING:** Cincinnati- HENDERSON, Xzavier 7-101; ROYER, Joe 5-89; BERKHALTER, Sterling 2-70; TURNER, Aaron 2-68; MAYES, Jamoi 2-16; SHERMAN, 1-14; PRYOR, Evan 1-13; COVEY, Manny 1-7; JACKSON JR., Barry 1-5  
Towson- DOSS, Jaceon 3-87; JAMES, DaKendall 3-36; DUNMORE, John 2-35; LONDONO, Lukkas 3-34; MATTHEWS, Devin 2-25; RUNYON, Carter 5-21; GREENE JR., Tyrell 1-8; WATKINS, Christopher 2-(-2)

vs. PITT  
SEPTEMBER 7, 2024  
CINCINNATI, OHIO



	1	2	3	4	F
Pittsburgh	3	3	7	15	28
Cincinnati	14	3	10	0	27

## SCORING PLAYS

1st	7:47	CIN	Mayes, Jamoi 52 yd pass from Sorsby, Brendan (Brown, Carter kick)
			4-80, 1:20, PIT 0 - CIN 7
1st	3:52	PIT	Sauls, Ben 47 yd field goal
			10-48, 3:50, PIT 3 - CIN 7
1st	1:11	CIN	Johnson, Tony 5 yd pass from Sorsby, Brendan (Brown, Carter kick)
			6-75, 2:41, PIT 3 - CIN 14
2nd	8:11	CIN	Brown, Carter 49 yd field goal
			14-31, 7:14, PIT 3 - CIN 17
2nd	0:00	PIT	Sauls, Ben 53 yd field goal
			4-45, 0:23, PIT 6 - CIN 17
3rd	7:25	CIN	Royer, Joe 16 yd pass from Sorsby, Brendan (Brown, Carter kick)
			10-58, 5:13, PIT 6 - CIN 24
3rd	4:50	CIN	Brown, Carter 26 yd field goal
			6-31, 1:59, PIT 6 - CIN 27
3rd	0:46	PIT	Mumpfield, Konata 11 yd pass from Holstein, Eli (Sauls, Ben kick)
			10-75, 4:04, PIT 13 - CIN 27
4th	10:41	PIT	Mumpfield, Konata 38 yd pass from Holstein, Eli (2PT failed)
			7-82, 3:23, PIT 19 - CIN 27
4th	5:40	PIT	Reid, Desmond 56 yd pass from Holstein, Eli (2PT failed)
			7-94, 2:04, PIT 25 - CIN 27
4th	0:17	PIT	Sauls, Ben 35 yd field goal
			9-63, 2:21, PIT 28 - CIN 27

	CIN	PIT
FIRST DOWNS	21	24
RUSHES-YARDS (NET)	37-151	33-196
PASSING YDS (NET)	298	302
Passes Att-Comp-Int	22-38-0	20-35-1
TOTAL OFFENSE PLAYS-YARDS	75-449	68-498
Fumble Returns-Yards	0-0	0-0
Punt Returns-Yards	0-0	0-0
Kickoff Returns-Yards	1-18	4-95
Interception Returns-Yards	1-0	0-0
Punts (Number-Avg)	4-48.5	3-31.7
Fumbles-Lost	1-1	1-0
Penalties-Yards	6-59	5-50
Possession Time	36:25	23:35
Third-Down Conversions	7 of 16	4 of 11
Fourth-Down Conversions	1 of 1	1 of 2
Red-Zone Scores-Chances	4-5	2-2
Sacks By: Number-Yards	2-14	3-20

**RUSHING:** Cincinnati- KINER, Corey 20-149; PRYOR, Evan 5-4; WILLIAMS, Chance 4-3; SORSBY, Brendan 8-(-5)  
Pittsburgh- REID, Desmond 19-148; HOLSTEIN, Eli 10-36; Davis Jr., Derrick 3-8; JOHNSON, Kenny 1-4

**PASSING:** Cincinnati- SORSBY, Brendan 22-38-0-298  
Pittsburgh- HOLSTEIN, Eli 20-35-1-302

**RECEIVING:** Cincinnati- HENDERSON, Xzavier 6-83; MAYES, Jamoi 3-72; ROYER, Joe 3-49; JOHNSON, Tony 2-21; TURNER, Aaron 3-17; BERKHALTER, Sterling 2-26; KINER, Corey 2-18; SMITH, Tyrin 1-12  
Pittsburgh- REID, Desmond 6-106; MUMPFIELD, Konata 5-123; WILLIAMS, Raphael 2-26; BARTHOLOMEW, Gavin 2-25; LEE, Censere 2-12; OVERMAN, Jake 2-7; DAVIS JR., Derrick 1-3

at MIAMI (OH)  
SEPTEMBER 14, 2024  
OXFORD, OHIO



	1	2	3	4	F
Cincinnati	3	7	7	10	27
Miami (OH)	0	3	7	6	16

## SCORING PLAYS

1st	3:27	CIN	Hawks, Nathan 55 yd field goal
			8-26, 2:58, CIN 3 - MIA 0
2nd	14:13	MIA	Dzioban, Dom 30 yd field goal
			8-63, 4:14, CIN 3 - MIA 3
2nd	10:37	CIN	Royer, Joe 3 yd pass from Sorsby, Brendan (Hawks, Nathan kick)
			1-3, 0:00, CIN 10 - MIA 3
3rd	7:38	CIN	Kiner, Corey 1 yd rush (Hawks, Nathan kick)
			12-75, 7:22, CIN 17 - MIA 3
3rd	5:32	MIA	Virgil, Reggie 58 yd pass from Gabbert, Brett (Dzioban, Dom kick)
			4-75, 2:06, CIN 17 - MIA 10
4th	13:01	CIN	Pryor, Evan 65 yd rush (Hawks, Nathan kick)
			1-65, 0:13, CIN 24 - MIA 10
4th	7:57	MIA	McDonald, Cade 7 yd pass from Gabbert, Brett (2 PT fails)
			11-75, 5:04, CIN 24 - MIA 16
4th	0:59	CIN	Hawks, Nathan 50 yd field goal
			7-56, 2:44, CIN 27 - MIA 16

	CIN	MIA
FIRST DOWNS	20	15
RUSHES-YARDS (NET)	34-215	21-24
PASSING YDS (NET)	186	356
Passes Att-Comp-Int	21-34-0	25-39-1
TOTAL OFFENSE PLAYS-YARDS	68-401	60-380
Fumble Returns-Yards	0-0	0-0
Punt Returns-Yards	2-8	1-0
Kickoff Returns-Yards	1-20	3-48
Interception Returns-Yards	1-0	0-0
Punts (Number-Avg)	5-44.8	4-45.8
Fumbles-Lost	1-1	2-1
Penalties-Yards	5-35	2-10
Possession Time	31:29	28:31
Third-Down Conversions	7 of 15	5 of 13
Fourth-Down Conversions	1 of 1	0 of 2
Red-Zone Scores-Chances	2-3	2-3
Sacks By: Number-Yards	3-12	2-5

**RUSHING:** Cincinnati- KINER, Corey 21-126; PRYOR, Evan 3-76; SORSBY, Brendan 7-10; WILLIAMS, Chance 2-3  
Miami (OH) - DAVIS, Kevin 3-14; MOZEE, Keyon 7-13; HESSON, Henry 2-13; DOWNING, Dylan 2-7; TEAM 1-(-2); GABBERT, Brett 5-(-5); BEVELHIMER, Alec 1-(-6)

**PASSING:** Cincinnati- SORSBY, Brendan 21-34-0-186  
Miami (OH)- GABBERT, Brett 23-35-1-339; HESSON, Henry 2-4-0-17

**RECEIVING:** Cincinnati- HENDERSON, Xzavier 10-108; JOHNSON, Tony 4-28; ROYER, Joe 3-27; SMITH, Tyrin 2-10; MAYES, Jamoi 1-6; BERKHALTER, Sterling 1-6  
Miami (OH)- MCDONALD, Cade 8-135; DAVIS, Kevin 5-56; VIRGIL, Reggie 3-77; COLDIRON, Jack 3-26; DOWNING, Dylan 3-10; TRACY, Javon 2-45; JOHNSON, Andre 1-7

## GAME-BY-GAME RECAPS

vs. HOUSTON  
September 21, 2024  
CINCINNATI, OHIO



	1	2	3	4	F
Houston	0	0	0	0	0
Cincinnati	14	10	7	3	34

## SCORING PLAYS

1st	10:46	CIN	Henderson,Xavier 19 yd pass from Sorsby,Brendan (Hawks,Nathan kick) 3-45, 1:19, HOU 0 - CIN 7
1st	2:57	CIN	Kiner,Corey 44 yd run (Hawks,Nathan kick) 4-80, 2:17, HOU 0 - CIN 14
2nd	6:27	CIN	Henderson,Xavier 15 yd pass from Sorsby,Brendan (Hawks,Nathan kick) 12-80, 7:11, HOU 0 - CIN 21
2nd	1:51	CIN	Hawks,Nathan 46 yd field goal 6-25, 2:32, HOU 0 - CIN 24
3rd	9:09	CIN	Sorsby,Brendan 8 yd run (Hawks,Nathan kick) 8-89, 4:00, HOU 0 - CIN 31
4th	3:47	CIN	Hawks,Nathan 34 yd field goal 15-52, 9:51, HOU 0 - CIN 34

	CIN	HOU
FIRST DOWNS .....	22	12
RUSHES-YARDS (NET) .....	38-149	33-141
PASSING YDS (NET).....	213	92
Passes Att-Comp-Int.....	15-19-0	13-21-1
TOTAL OFFENSE PLAYS-YARDS .....	57-362	54-233
Fumble Returns-Yards.....	0-0	0-0
Punt Returns-Yards.....	0-0	2-12
Kickoff Returns-Yards.....	1-25	4-68
Interception Returns-Yards .....	1-1	0-0
Punts (Number-Avg).....	2-43	4-44
Fumbles-Lost.....	1-0	4-2
Penalties-Yards.....	5-35	7-68
Possession Time.....	33:34	26:26
Third-Down Conversions.....	4 of 10	4 of 14
Fourth-Down Conversions .....	1 of 1	1 of 3
Red-Zone Scores-Chances.....	4-4	0-1
Sacks By: Number-Yards.....	1-7	1-5

**RUSHING:** Cincinnati- KINER, Corey 16-78; WILLIAMS, Chance 4-38; COVEY, Manny 3-17; PRYOR, Evan 3-8; DAWSON, Victor 3-8; SORSBY, Brendan 3-4; TEAM 2-(-2); LICHTENBERG, Brady 4-(-2)  
Houston- SANFORD II, Re'Shaun 6-62; SMITH, Donovan 10-27; CHRISS, Zeon 8-27; SNEED, Stacy 6-20; JENKINS, Parker 3-5

**PASSING:** Cincinnati- SORSBY, Brendan 12-15-0-188; LICHTENBERG, Brady 3-4-0-25  
Houston- SMITH, Donovan 11-16-1-73; CHRISS, Zeon 2-5-0-19

**RECEIVING:** Cincinnati- BERKHALTER, Sterling 3-60; ROYER, Joe 4-41; HENDERSON, Xzavier 2-34; KINER, Corey 2-19; MAYES, Jamoi 1-20; JOHNSON, Tony 1-17; SMITH, Tyrin 1-10; ZAHURSKY, Devyn 1-7; JACKSON JR., Barry 1-5  
Houston- MANIACK IV, Joseph 2-51; SANFORD II, Re'Shaun 2-23; SNEED, Stacy 2-12; CARR, Maliq 2-5; JOHNSON, Stephan 2-(-1); MEWS, Mekhi 1-3; WILSON, Jonah 1-0; JENKINS, Parker 1-(-1)

at TEXAS TECH  
September 28, 2024  
LUBBOCK, TEXAS



	1	2	3	4	F
Cincinnati	14	10	3	14	41
Texas Tech	10	14	10	10	44

## SCORING PLAYS

1st	11:33	TTU	Garcia,Gino 45 yd field goal 8-38, 3:22, CIN 0 - TTU 3
1st	7:35	CIN	Johnson,Tony 15 yd pass from Sorsby,Brendan (Hawks,Nathan kick) 7-68, 3:52, CIN 7 - TTU 3
1st	4:59	CIN	Henderson,Xzavier 42 yd pass from Sorsby,Brendan (Hawks,Nathan kick) 1-42, 0:08, CIN 14 - TTU 3
1st	1:25	TTU	Eakin,Coy 7 yd pass from Morton,Behren (Garcia,Gino kick) 7-75, 3:34, CIN 14 - TTU 10
2nd	13:27	CIN	Hawks,Nathan 37 yd field goal 5-12, 2:04, CIN 17 - TTU 10
2nd	10:32	TTU	Eakin,Coy 49 yd pass from Morton,Behren (Burkhardt,Reese kick) 6-85, 2:50, CIN 17 - TTU 17
2nd	3:47	CIN	Pryor,Evan 1 yd run (Hawks,Nathan kick) 12-75, 6:45, CIN 24 - TTU 17
2nd	1:39	TTU	Brooks,Tahj 1 yd run (Garcia,Gino kick) 8-75, 1:59, CIN 24 - TTU 24
3rd	12:27	TTU	Brooks,Tahj 2 yd run (Garcia,Gino kick) 6-38, 1:52, CIN 24 - TTU 31
3rd	6:39	CIN	Hawks,Nathan 26 yd field goal 11-72, 5:42, CIN 27 - TTU 31
3rd	0:53	TTU	Burkhardt,Reese 38 yd field goal 13-55, 5:46, CIN 27 - TTU 34
4th	12:40	TTU	McCarty,AJ 51 yd interception (Garcia,Gino kick) 0-0, 0:00, CIN 27 - TTU 41
4th	12:05	CIN	Covey,Manny 71 yd pass from Sorsby,Brendan (Hawks,Nathan kick) 2-75, 0:35, CIN 34 - TTU 41
4th	7:50	TTU	Garcia,Gino 27 yd field goal 9-66, 4:15, CIN 34 - TTU 44
4th	3:24	CIN	Covey,Manny 3 yd pass from Sorsby,Brendan (Hawks,Nathan kick) 10-75, 4:26, CIN 41 - TTU 44

	CIN	TTU
FIRST DOWNS .....	29	21
RUSHES-YARDS (NET) .....	33-129	36-231
PASSING YDS (NET).....	426	251
Passes Att-Comp-Int.....	31-45-1	19-29-0
TOTAL OFFENSE PLAYS-YARDS .....	78-555	65-482
Fumble Returns-Yards.....	0-0	0-0
Punt Returns-Yards.....	0-0	1-3
Kickoff Returns-Yards.....	2-47	4-72
Interception Returns-Yards .....	0-0	1-51-1
Punts (Number-Avg).....	1-43	1-37
Fumbles-Lost.....	2-1	1-1
Penalties-Yards.....	2-10	5-37
Possession Time.....	32:01	27:59
Third-Down Conversions.....	7 of 12	9 of 14
Fourth-Down Conversions .....	2 of 2	0 of 1
Red-Zone Scores-Chances.....	5-5	5-5
Sacks By: Number-Yards.....	0-0	1-2

**RUSHING:** Cincinnati- SORSBY, Brendan 12-52; PRYOR, Evan 8-46; COVEY, Manny 8-15; KINER, Corey 3-9; JACKSON JR., Barry, 1-6; DAWSON, Victor 1-1  
Texas Tech- BROOKS, Tahj 32-172; MORTON, Behren 3-46; CONYERS, Jalin 1-13

**PASSING:** Cincinnati- SORSBY, Brendan 31-45-1-426  
Texas Tech- MORTON, Behren 19-29-0-251

**RECEIVING:** Cincinnati- HENDERSON, Xzavier 7-127; ROYER, Joe 7-66; COVEY, Manny 6-100; JOHNSON, Tony 5-61; MAYES, Jamoi 5-56; PRYOR, Evan 1-16  
Texas Tech- KELLY, Josh 8-111; MCCRAY, Drae 5-39; EAKIN, Coy 3-78; THARP, Mason 1-16; DOUGLAS, Caleb 1-4; CONYERS, Jalin 1-3

at UCF  
October 12, 2024  
ORLANDO, FLORIDA



	1	2	3	4	F
Cincinnati	3	7	3	6	19
UCF	0	3	7	3	13

## SCORING PLAYS

1st	8:36	CIN	Hawks,Nathan 22 yd field goal 4-1, 0:48, CIN 3 - UCF 0
2nd	14:56	CIN	Sorsby,Brendan 3 yd run (Hawks,Nathan kick) 11-61, 5:58, CIN 10 - UCF 0
2nd	1:52	UCF	Reddick,Grant 22 yd field goal 13-93, 6:10, CIN 10 - UCF 3
3rd	8:26	UCF	Hudson,Kobe 15 yd pass from Brown,Jacurri (Reddick,Grant kick) 10-84, 4:06, CIN 10 - UCF 10
3rd	3:06	CIN	Hawks,Nathan 51 yd field goal 9-42, 5:20, CIN 13 - UCF 10
4th	6:32	CIN	Johnson,Tony 4 yd pass from Sorsby,Brendan (Hawks,Nathan kick missed) 9-52, 4:34, CIN 19 - UCF 10
4th	2:59	UCF	Reddick,Grant 29 yd field goal 9-65, 3:28, CIN 19 - UCF 13

	CIN	UCF
FIRST DOWNS .....	19	19
RUSHES-YARDS (NET) .....	32-97	40-196
PASSING YDS (NET).....	241	201
Passes Att-Comp-Int.....	25-38-2	14-25-0
TOTAL OFFENSE PLAYS-YARDS .....	70-338	65-397
Fumble Returns-Yards.....	0-0	0-0
Punt Returns-Yards.....	1-11	1-0
Kickoff Returns-Yards.....	0-0	2-33
Interception Returns-Yards .....	0-0	2-3
Punts (Number-Avg).....	3-43.7	3-46.3
Fumbles-Lost.....	0-0	3-2
Penalties-Yards.....	6-33	10-75
Possession Time.....	33:44	26:16
Third-Down Conversions.....	9 of 16	5 of 13
Fourth-Down Conversions .....	1 of 1	2 of 3
Red-Zone Scores-Chances.....	3-5	3-3
Sacks By: Number-Yards.....	4-32	2-13

**RUSHING:** Cincinnati- KINER, Corey 17-83; JACKSON JR., Barry 1-5; SORSBY, Brendan 9-4; COVEY, Manny, 1-4; PRYOR, Evan 4-1  
UCF- HARVEY, RJ 17-94; BROWN, Jacurri 16-84; MONTGOMERY, Myles 3-10; COLSON, EJ 3-6; RICHARDSON, Johnny 1-2

**PASSING:** Cincinnati- SORSBY, Brendan 25-38-2-241  
UCF- BROWN, Jacurri 13-20-0-207; COLSON, EJ 1-4-0-(-6); TEAM 0-1-0-0

**RECEIVING:** Cincinnati- ROYER, Joe 8-84; JOHNSON, Tony 8-76; MAYES, Jamoi 4-27; HENDERSON, Xzavier 2-21; COVEY, Manny 1-12; JACKSON JR., Barry 1-12; KINER, Corey 1-9  
UCF- HUDSON, Kobe 7-114; HARVEY, RJ 2-31; JOHNSON, Ja'varrius 2-14; MAGWOOD, Chauncey 1-34; JONES, Jacoby 1-14; RICHARDSON, Johnny 1-(-6)



THE LAST TIME

Scored 30 or more points	41 @ Texas Tech (9/28/24)
Scored 40 or more points	41 @ Texas Tech (9/28/24)
Scored 50 or more points	66 vs. ECU (9/2/23)
Scored 60 or more points	66 vs. ECU (9/2/23)
Scored 70 or more points	72 vs. Austin Peay (9/3/11)

TOTAL OFFENSE	
Had more than 400 total yards	555 @ Texas Tech (9/28/24)
Had more than 450 total yards	555 @ Texas Tech (9/28/24)
Had more than 500 total yards	555 @ Texas Tech (9/28/24)
Had more than 550 total yards	555 @ Texas Tech (9/28/24)
Had more than 600 total yards	658 vs. Towson (8/31/24)
Had more than 650 total yards	658 vs. Towson (8/31/24)
Had more than 700 total yards	741 vs. Alabama A&M (9/15/18)

RUSHING OFFENSE	
Rushed for 150 or more yards	215 @ Miami OH (9/14/24)
Rushed for 200 or more yards	215 @ Miami OH (9/14/24)
Rushed for 250 or more yards	275 vs. Towson (8/31/24)
Rushed for 300 or more yards	349 vs. UCF (10/14/21)
Rushed for 350 or more yards	409 vs. Alabama A&M (9/15/18)
Rushed for 400 or more yards	409 vs. Alabama A&M (9/15/18)

PASSING OFFENSE	
Passed for 250 or more yards	426 @ Texas Tech (9/28/24)
Passed for 300 or more yards	426 @ Texas Tech (9/28/24)
Passed for 350 or more yards	426 @ Texas Tech (9/28/24)
Passed for 400 or more yards	426 @ Texas Tech (9/28/24)
Passed for 450 or more yards	523 @ Houston (11/7/15)
Passed for 500 or more yards	523 @ Houston (11/7/15)
Passed for 600 or more yards	620 @ Memphis (9/24/15)

SCORING DEFENSE	
Allowed 0 points	0 vs. Houston (9/21/24)
Allowed 3 or fewer points	3 @ Temple (11/19/22)
Allowed 7 or fewer points	3 @ Temple (11/19/22)
Allowed 10 or fewer points	3 @ Temple (11/19/22)
Allowed 14 or fewer points	13 @ UCF (10/12/24)

TOTAL DEFENSE	
Allowed fewer than 75 total yards	53 vs. Kansas (9/20/97)
Allowed fewer than 100 total yards	87 @ Miami OH (9/21/13)
Allowed fewer than 125 total yards	87 @ Miami OH (9/21/13)
Allowed fewer than 150 total yards	129 @ UConn (11/22/14)
Allowed fewer than 175 total yards	164 vs. Boston College (1/2/20)
Allowed fewer than 200 total yards	183 vs. Miami (OH) (9/17/22)
Allowed fewer than 225 total yards	202 @ Temple (11/19/22)
Allowed fewer than 250 total yards	233 vs. Houston (9/21/24)

RUSHING DEFENSE	
Allowed 0 or fewer yards	-3 @ Miami OH (10/1/11)
Allowed 25 or fewer yards	24 @ Miami OH (9/14/24)
Allowed 50 or fewer yards	24 @ Miami OH (9/14/24)
Allowed 75 or fewer yards	24 @ Miami OH (9/14/24)
Allowed 100 or fewer yards	24 @ Miami OH (9/14/24)

PASSING DEFENSE	
Allowed 0 passing yards	-1 vs. Xavier (10/9/71)
Allowed 50 or fewer yards	47 vs. Navy (11/3/18)
Allowed 100 or fewer yards	92 vs. Houston (9/21/24)
Allowed 150 or fewer yards	92 vs. Houston (9/21/24)
Allowed 175 or fewer yards	92 vs. Houston (9/21/24)
Allowed 200 or fewer yards	92 vs. Houston (9/21/24)

SPECIAL SITUATIONS	
Scored on the first play from scrimmage	Scott 53-yard pass from Ridder vs. SMU (11/20/21)
Had a game-winning field goal	Ryan Coe, 21 yards vs. ECU (11/11/22)
Kicked a 50-yard field goal	Nathan Hawks, 51 yards @ UCF (10/12/24)
UC shut out its opponent	vs. Houston (9/21/24, W, 34-0)
UC was shut out	@ No. 5 Ohio State (9/7/19, L 42-0)
Converted a 2-point play	Evan Prater from Emory Jones vs. Baylor (10/21/23)
A player scored on a pass, rush and rec. TD in same game	Desmond Ridder vs. SMU (11/20/21)

INDIVIDUAL RUSHING	
Had a player rush for 100 or more yards	126 by Corey Kiner @ Miami OH (9/14/24)
Had a player rush for 150 or more yards	153 by Corey Kiner @ Pitt (09/09/23)
Had a player rush for 200 or more yards	212 by Mike Boone vs. USF (10/24/14)
Had a player rush for 225 or more yards	238 by Richard Hall vs. Miami OH (09/11/04)
Had two players rush for 100 or more yards	114 (Kiner) & 113 (R. Montgomery) vs. UCF (11/04/23) 129 (Kiner) & 103 (M. Montgomery) vs. Baylor (10/21/23) 104 (R. Montgomery) & 101 (Jones) vs. Miami (OH) (09/16/23)
Had a player rush for 2 or more TDs	2 by Brendan Sorsby vs. Towson (8/31/24)
Had a player rush for 3 or more TDs	4 by Jerome Ford vs. UCF (10/14/21)
Had a player rush for 4 or more TDs	4 by Jerome Ford vs. UCF (10/14/21)
Had a player rush for 5 or more TDs	6 by Ike Stewart vs. Transylvania (10/05/1912)

INDIVIDUAL PASSING	
Had a player pass for 200 or more yards	241 by Brendan Sorsby @ UCF (10/12/24)
Had a player pass for 250 or more yards	426 by Brendan Sorsby at Texas Tech (9/28/24)
Had a player pass for 300 or more yards	426 by Brendan Sorsby at Texas Tech (9/28/24)
Had a player pass for 350 or more yards	426 by Brendan Sorsby at Texas Tech (9/28/24)
Had a player pass for 400 or more yards	426 by Brendan Sorsby at Texas Tech (9/28/24)
Had a player pass for 450 or more yards	523 by Gunner Kiel @ Houston (11/7/15)
Had a player pass for 500 or more yards	523 by Gunner Kiel @ Houston (11/7/15)
Had a player pass for 2 or more TDs	4 by Brendan Sorsby at Texas Tech (9/28/24)
Had a player pass for 3 or more TDs	4 by Brendan Sorsby at Texas Tech (9/28/24)
Had a player pass for 4 or more TDs	4 by Brendan Sorsby at Texas Tech (9/28/24)
Had a player pass for 5 or more TDs	5 by Emory Jones vs. ECU (9/2/23)
Had a player pass for 6 or more TDs	6 by Gunner Kiel vs. Toledo (9/12/14)
Had a player complete 20 passes	25 by Brendan Sorsby @ UCF (10/12/24)
Had a player complete 30 passes	31 by Brendan Sorsby at Texas Tech (9/28/24)
Had a player complete 35 passes	35 by Deontey Kenner @ Southern Miss (10/23/99)
Had a player complete 10 straight passes	10 by Brendan Sorsby at UCF (10/12/24)
Had a player complete 12 straight passes	12 by Brendan Sorsby vs. Houston (9/21/24)
Had a player complete 10 straight passes to open game	10 by Emory Jones vs. ECU (9/3/23)
Had a player complete 12 straight passes to open game	12 by Ben Bryant vs. Miami (OH) (9/17/22)
Had a player throw 30 passes	38 by Brendan Sorsby @ UCF (10/12/24)
Had a player throw 35 passes	38 by Brendan Sorsby @ UCF (10/12/24)
Had a player throw 40 passes	45 by Ben Bryant at UCF (10/29/22)
Had a player throw 45 passes	45 by Ben Bryant at UCF (10/29/22)
Had a player throw 50 passes	50 by Desmond Ridder @ SMU (10/27/18)

INDIVIDUAL RECEIVING	
Had a player with 10 or more receptions in a game	10 by Xzavier Henderson @ Miami OH (9/14/24)
Had a player with 11 or more receptions in a game	12 by Xzavier Henderson vs. Miami (Ohio) (9/16/23)
Had a player with 12 or more receptions in a game	12 by Xzavier Henderson vs. Miami (Ohio) (9/16/23)
Had a player with 13 or more receptions in a game	15 by Shaq Washington @ ECU (11/28/15)
Had a player with 14 or more receptions in a game	15 by Shaq Washington @ ECU (11/28/15)
Had a player with 15 or more receptions in a game	15 by Shaq Washington @ ECU (11/28/15)
Had a player receive 100 or more yards	Xzavier Henderson (127) & Manny Covey (100) @ Texas Tech (9/28/24)
Had a player receive 150 or more yards	Tyler Scott (185) vs. Indiana (9/24/22)
Had a player receive 200 or more yards	203 by Kahlil Lewis vs. ECU (11/23/18)
Had a player receive 250 or more yards	254 by Tom Rossley vs. Louisville (11/9/68)
Had a player receive for 2 or more TDs	2 by Manny Covey @ Texas Tech (9/28/24)
Had a player receive for 3 or more TDs	3 by Tyler Scott vs. Indiana (9/24/22)

GAMES AGAINST RANKED TEAMS	
Beat a top 25 team	No. 16 Houston, 35-20 (12/4/21)
Beat a top 10 team	@ No. 9 Notre Dame, 24-13 (10/2/21)
Beat a ranked opponent @ home	No. 16 Houston, 35-20 (12/4/21)
Beat a ranked opponent on the road	@ No. 9 Notre Dame, 24-13 (10/2/21)
Beat a ranked opponent @ a neutral site	vs. No. 25 vs. Virginia Tech (FedEx Field/9/29/12)
Beat back-to-back ranked opponents	10/30/08-11/08/08 No. 24 USF & @ No. 20 West Virginia
Lost to a ranked opponent @ home	No. 16 Oklahoma, 6-20 (9/23/23)

RETURNS/SPECIAL TEAMS/DEFENSE	
Returned a KO for a TD	Jaden Thompson, 100 yards vs. ECU (11/11/22)
Returned a Punt for a TD	Mardy Gilyard, 53 yards (9/12/09 vs. SEMO)
Had Two Interceptions	2 by Coby Bryant vs. USF (10/3/20)
Had Three Interceptions	3 by Mike Tyson @ Purdue (9/10/16)
Recorded a Safety	@ UCLA (9/1/18)
Returned an INT for a TD	Deshawn Pace, 18 yards at Tulsa (10/1/22)
Returned 2 INTs for TDs	D. Battle-30 yards & C. Cheatham-53 yards vs. Akron (9/17/11)
Recovered a fumble in endzone for a TD	Josiah Deguara @ Marshall (09/28/19)
Returned a fumble for a TD	Dominique Perry, 14 yards vs. Indiana (09/24/22)
Executed a successful onside kick	Kick by Miliano/Recovered by Morrison @ Rutgers (11/16/13)
Blocked a FG	Iowon Briggs on 25-yard attempt vs. Navy (11/5/22)
Blocked a PAT	Lorenz Metz vs. Temple (11/23/19 - fourth quarter)
Returned a blocked PAT for 2 points	Coby Bryant, 98 yards vs. Temple (11/23/19)
Blocked a punt	Ryan Royer at East Carolina (11/26/21)

## SINGLE-GAME TEAM OFFENSE

Most Points	124 vs. Transylvania (1912)
Most Touchdowns	14 vs. Transylvania (1912)
Most Rushing Attempts	83 vs. Louisiana-Monroe (1977)
Most Rushing Yards	464 vs. Case-Western Reserve (1953) 464 vs. Virginia Military Institute (1953)
Most Rushing Touchdowns	14 vs. Transylvania (1912)
Most Passing Attempts	64 at Memphis (2015)
Most Passes Completed	38 at Memphis (2015)
Most Passing Yards	620 at Memphis (2015)
Most Interceptions Thrown	6 vs. Xavier (1972)
Most Touchdown Passes	6 vs. Toledo (2014); vs. Illinois (2009)
Most Offensive Plays	100 at Memphis (2015)
Most Yards Total Offense	752 at Memphis (2015)
Most First Downs	38 at Memphis (2015); 38 vs. Austin Peay (2018)
Most Fumbles	15 vs. Louisville (1970)
Most Fumbles Lost	7 vs. Virginia Military Institute (1951)
Most Turnovers	9 vs. Xavier (1955) 9 vs. Hardin-Simmons (1955) 9 vs. Virginia Military Institute (1951)
Most Penalties	18 vs. Kansas State (1951)
Most Penalty Yards	176 vs. Louisville (1968)
Most Punts	13 vs. Pittsburgh (1981) 13 vs. Mississippi State (1948)
Most Punting Yards	510 vs. Louisville (1996)
Most Punt Return Yards	177 vs. Ohio (1949)
Most Kickoff Return Yards	295 vs. Memphis (1971)
Fewest Rushing Attempts	15 vs. Illinois (2009)
Fewest Rushing Yards	-23 vs. Rutgers (2005)
Fewest Passes Completed	0 vs. Dayton (1970)
Fewest Passing Yards	0 vs. Dayton (1970)
Fewest Yards Total Offense	46 vs. North Texas State (1959)
Fewest First Downs	3 vs. West Virginia (1989)
Fewest Penalties	1 five times vs. Rutgers (1994), vs. Louisville (1966), vs. Memphis (1966), vs. Army (1963), vs. Hawai'i (1954)
Fewest Yards Penalized	4 vs. Memphis (1966)
Fewest Punts	0 vs. Miami (OH) (2008) 0 vs. Memphis (1998) 0 vs. Miami (OH) (1954)

## SINGLE-GAME TEAM DEFENSE

Fewest Rushing Attempts Allowed	17 vs. Dayton (1961)
Fewest Rushing Yards Allowed	-46 vs. Kansas (1997)
Fewest Passing Attempts	1 vs. Boston College (1964)
Fewest Pass Completions Allowed	0 six times vs. Louisville (1974), vs. Ohio (1973), vs. Boston College (1964), vs. Indiana (1963), vs. Ohio (1949)
Fewest Passing Yards Allowed	-1 vs. Xavier (1971)
Fewest Yards Total Offense Allowed	18 vs. Louisiana-Lafayette (1973)
Most Points Allowed	81 vs. Penn State (1991)
Most Rushing Attempts Allowed	86 vs. West Virginia (1969)
Most Rushing Yards Allowed	539 vs. Northern Illinois (1989)
Most Passing Attempts Allowed	67 vs. Louisville (1997)
Most Pass Completions Allowed	37 vs. East Carolina (1997)
Most Passing Yards Allowed	482 vs. Florida (2010)
Most Yards Total Defense Allowed	742 vs. Louisville (1998)
Most Passes Intercepted	7 vs. Kansas State (1951)
Most Interception Return Yards	162 vs. Dayton (1956)
Most Turnovers Forced	8 vs. Rice (1974)

## SINGLE-GAME INDIVIDUAL OFFENSE

Rushing Attempts	45 by Steve Cowan vs. Ohio (1970)
Rushing Yards	306 by Bob Hynes vs. Case Western Reserve (1923)
Yards Per Rush	29.5 by Mike Boone at Miami (OH) (4 carries, 118 yards) (2015)
Rushing Touchdowns	6 by Ike Stewart vs. Transylvania (1912) 6 by Bob Heuck vs. Transylvania (1912)
Passing Attempts	59 by Deontey Kenner vs. Southern Miss (1999)
Passing Completions	35 by Deontey Kenner vs. Southern Miss (1999) 35 by Greg Cook vs. Ohio (1968)
Passing Yards	557 by Hayden Moore at Memphis (2015)
Passing Touchdowns	6 by Gunner Kiel (2014); by Tony Pike vs. Illinois (2009)
Interceptions Thrown	6 by Mike Shoemaker vs. Xavier (1972)
Receptions	15 by Shaq Washington at East Carolina (2015)
Receiving Yards	254 by Tom Rossley vs. Louisville (1968)
Yards Per Reception	73.7 by Chris Moore at Ohio State (3 receptions, 221 yards) (2014)
Receiving Touchdowns	3 by nine players, last by Tyler Scott vs. Indiana (2022)
All-Purpose Yards (Rsh., Rec. and Ret.)	381 by Mardy Gilyard at Pittsburgh (2009)
Total Yards	564 by Hayden Moore at Memphis (2015)
Total Points	51 by Ike Stewart vs. Transylvania (1912)
Touchdowns	8 by Ike Stewart vs. Transylvania (1912)
Extra Points Made	12 by Alonzo Weiss vs. Transylvania (1912)
Field Goals Made	5 by Ryan Coe at SMU (2022)
Punts	13 by Phil Peckich at Pittsburgh (1981)
Punting Yards	510 by Steve Smith at Louisville (1996)
Punting Average	65.0 by Mason Fletcher at SMU (3 punts) (2022)
Kickoff Returns	8 by Mardy Gilyard at Pittsburgh (2009) 8 by LaDaris Vann vs. East Carolina (1999)
Kickoff Return Yards	256 by Mardy Gilyard at Pittsburgh (2009)
Kickoff Returns For Touchdowns	1 by 20 players last by Mardy Gilyard at Pittsburgh (2009)
Punt Returns	7 by Mike Daniels vs. Western Carolina (2005) 7 by Tinker Keck vs. Kansas (1997) 7 by Charley Bland vs. Villanova (1973)
Punt Return Yards	161 by Gene Gibson vs. Ohio (1949)
Punt Return Touchdowns	2 by Tinker Keck vs. Louisville (1997) 2 by Gene Gibson vs. Ohio (1949)

## SINGLE-GAME INDIVIDUAL DEFENSE

Total Tackles	19 by Greg Blair at Louisville (10/26/12) * Frank Callicott vs. UAB (11/30/02) * Jeff Luc vs. Miami (Ohio) (9/20/14) *
Tackles For A Loss	5.5 by Brandon Mills vs. Rutgers (11/20/10) *
Sacks	4.0 by Alex Daniels at Miami (Ohio) (10/3/09) * Antwan Peek vs. Louisiana-Monroe (12/1/01) *
Forced Fumbles	3 by Antwan Peek vs. Louisiana Monroe (12/1/01) *
Fumble Recoveries	2 by Willis Edwards vs. Memphis (10/26/02) * Ivan Fields at Memphis (11/11/00) * Jeff Luc vs. USF (10/14/14) * Wes Richardson at NC State (9/16/10) *
Pass Break Ups	4 by Justin Harris at Pittsburgh (09/09/23) * Linden Stephens at Miami (Ohio) (9/16/17)) * Mike Mickens vs. Rutgers (11/18/06) * Zach Norton vs. Louisville (10/27/01) *
Interceptions	4 by Bob Hynes vs. Ohio Northern (1923)
Interception Return Yards	123 by Shawn Ferguson vs. Memphis (1998)
Interception Returns for Touchdowns	2 by Shawn Ferguson vs. Memphis (1998)
Blocked Kicks	2 by Connor Barwin at Marshall (10/3/08) * Antwan Peek vs. Miami (10/28/00) *

\* - Since 2000

## 2024 RESULTS

	Date	Opponent		Score	Overall	Conf	Time	Attend
	08/31/2024	Towson	W	38-20	1-0	0-0	3:25	37654
	09/07/2024	Pittsburgh	L	27-28	1-1	0-0	3:35	37992
	09/14/2024	at Miami (OH)	W	27-16	2-1	0-0	3:14	24717
*	09/21/2024	Houston	W	34-0	3-1	1-0	2:58	38007
*	09/28/2024	at Texas Tech	L	41-44	3-2	1-1	3:41	60229
*	10/12/2024	at UCF	W	19-13	4-2	2-1	3:20	42611

Opponent	Score	First Downs				Rushing Number-Yards	Passing		Total Offense Plays-Yards	Return Yards	Turn- Overs
		Total	Rush	Pass	Pen		Comp-Att.-Int	Yards			
Towson	38-20	26 / 21	10 / 7	15 / 11	1 / 3	32-275 / 37-194	22-31-0 / 21-37-0	383 / 244	63-658 / 74-438	59 / -2	3 / 1
Pittsburgh	27-28	21 / 24	7 / 10	14 / 12	0 / 2	37-151 / 33-196	22-38-0 / 20-35-1	298 / 302	75-449 / 68-498	18 / 95	1 / 1
Miami (OH)	27-16	20 / 15	8 / 0	12 / 14	0 / 1	34-215 / 21-24	21-34-0 / 25-39-1	186 / 356	68-401 / 60-380	28 / 48	1 / 2
Houston	34-0	22 / 12	7 / 8	10 / 3	5 / 1	38-149 / 33-148	15-19-0 / 13-21-1	213 / 92	57-362 / 54-240	26 / 80	0 / 3
Texas Tech	41-44	29 / 21	6 / 10	21 / 11	2 / 0	33-129 / 36-231	31-45-1 / 19-29-0	426 / 251	78-555 / 65-482	47 / 126	2 / 1
UCF	19-13	19 / 19	4 / 9	14 / 9	1 / 1	32-97 / 40-196	25-38-2 / 14-25-0	241 / 201	70-338 / 65-397	11 / 36	2 / 2
<b>Totals</b>	<b>186-121</b>	<b>137 / 112</b>	<b>42 / 44</b>	<b>86 / 60</b>	<b>9 / 8</b>	<b>206-1016 / 200-989</b>	<b>136-205-3 / 112-186-3</b>	<b>1747 / 1446</b>	<b>411-2763 / 386-2435</b>	<b>189 / 383</b>	<b>9 / 10</b>



COMBINED STATISTICS

Team Results

	Date	Opponent		Score	Att.
	08/31/2024	Towson	W	38-20	37654
	09/07/2024	Pittsburgh	L	27-28	37992
	09/14/2024	at Miami (OH)	W	27-16	24717
*	09/21/2024	Houston	W	34-0	38007
*	09/28/2024	at Texas Tech	L	41-44	60229
*	10/12/2024	at UCF	W	19-13	42611

Rushing

Player	gp	att	gain	loss	net	avg	td	lg	avg/g
Corey Kiner	6	84	520	24	496	5.9	2	46	82.7
Evan Pryor	6	27	251	11	240	8.9	3	65	40.0
Brendan Sorsby	6	44	126	56	70	1.6	4	12	11.7
Chance Williams	4	15	69	2	67	4.5	0	16	16.8
Victor Dawson	6	7	63	0	63	9.0	0	47	10.5
Manny Covey	6	17	72	10	62	3.6	0	11	10.3
Barry Jackson Jr.	4	3	16	0	16	5.3	0	6	4.0
Tony Johnson	6	1	13	0	13	13.0	0	13	2.2
Brady Lichtenberg	2	4	7	9	-2	-0.5	0	5	-1.0
Team	6	4	0	9	-9	-2.3	0	0	-1.5
Total	6	206	1137	121	1016	4.9	9	65	169.3
Opponents	6	200	1117	128	989	4.9	2	39	164.8

Passing

Player	gp	effic	comp-att-int	pct	yds	td	lg	avg/g
Brendan Sorsby	6	156.5	133-201-3	66.2	1722	13	71	287.0
Brady Lichtenberg	2	127.5	3-4-0	75.0	25	0	10	12.5
Total	6	155.9	136-205-3	66.3	1747	13	71	291.2
Opponents	6	140.0	112-186-3	60.2	1446	10	76	241.0

Receiving

Player	gp	no.	yds	avg	td	lg	avg/g
Xzavier Henderson	6	34	474	13.9	4	42	79.0
Joe Royer	6	28	346	12.4	2	38	57.7
Tony Johnson	6	20	203	10.2	3	21	33.8
Jamoi Mayes	6	16	197	12.3	1	52	32.8
Sterling Berkhalter	6	8	162	20.3	1	61	27.0
Manny Covey	6	8	119	14.9	2	71	19.8
Corey Kiner	6	5	46	9.2	0	13	7.7
Aaron Turner	5	5	85	17.0	0	49	17.0
Tyrin Smith	4	4	32	8.0	0	13	8.0
Barry Jackson Jr.	4	3	22	7.3	0	12	5.5
Evan Pryor	6	2	29	14.5	0	16	4.8
Joey Beljan	1	1	10	10.0	0	10	10.0
Francis Sherman	5	1	14	14.0	0	14	2.8
Devyn Zahursky	3	1	7	7.0	0	7	2.3
Total	6	136	1746	12.8	13	71	291.0
Opponents	6	112	1446	12.9	10	76	241.0

Game Records

Record	Overall	Home	Away	Neutral
ALL GAMES	4-2	2-1	2-1	0-0
CONFERENCE	2-1	1-0	1-1	0-0
NON-CONFERENCE	2-1	1-1	1-0	0-0

Team Statistics

	UC	OPP
First Downs	137	112
Rushing	42	44
Passing	86	60
Penalty	9	8
Rushing Yardage	1016	989
Rushing attempts	206	200
Average per rush	4.9	4.9
Average per game	169.3	164.8
TDs Rushing	9	2
Passing Yardage	1747	1446
Comp-Att-Int	136-205-3	112-186-3
Average per pass	8.5	7.8
Average per catch	12.8	12.9
Average per game	291.2	241.0
TDs Passing	13	10
Total offense	2763	2435
Average per play	6.7	6.3
Average per game	460.5	405.8
Kick returns: #-Yards	8-151	17-316
Punt returns: #-Yards	6-31	6-13
Int returns: #-Yards	3-1	3-54
Fumbles-Lost	10-6	13-7
Penalties-Yards	27-212	38-288
Punts-Avg	17-46.1	21-42.9
Time of possession / game	32:32	27:28
3rd-down conversion	39/79	32/80
4rd-down conversion	6/6	5/14
PAT-attempts	(21-22) 95%	(10-10) 100%
2-point conversion-attempts	(0-0) 0%	(0-3) 0%

Interceptions

Player	no.	yds	avg	td	lg
Josh Minkins	2	1	0.5	0	1
Derrick Canteen	1	0	0.0	0	0
Total	3	1	0.3	0	1
Opponents	3	54	18.0	1	51

COMBINED STATISTICS

Field Goals

Player	fg	pct.	01-19	20-29	30-39	40-49	50-99	lg	blk
Nathan Hawks	8-11	72.7	0-0	2-2	2-3	1-2	3-4	55	0
Carter Brown	3-5	60.0	0-0	1-2	1-2	1-1	0-0	49	0
Opponents	11-12	91.7	0-0	3-3	5-6	2-2	1-1	53	0

Scoring

Player	td	fg	PAT						pts
			kick	rush	rcv	pass	dxp	saf	
Nathan Hawks	-	8-11	13-14	-	-	-	-	-	37
Xzavier Henderson	4	-	-	-	-	-	-	-	24
Brendan Sorsby	4	-	-	-	-	-	-	-	24
Evan Pryor	3	-	-	-	-	-	-	-	18
Tony Johnson	3	-	-	-	-	-	-	-	18
Carter Brown	-	3-5	8-8	-	-	-	-	-	17
Joe Royer	2	-	-	-	-	-	-	-	12
Corey Kiner	2	-	-	-	-	-	-	-	12
Manny Covey	2	-	-	-	-	-	-	-	12
Jamoi Mayes	1	-	-	-	-	-	-	-	6
Sterling Berkhalter	1	-	-	-	-	-	-	-	6
Total	22	11-16	21-22	0	0	0	0	0	186
Opponents	13	11-12	10-10	0	0	0	0	0	121

Score by Periods

Team	1st	2nd	3rd	4th	OT	TOT
Cincinnati	69	44	40	33	0	186
Opponents	16	37	34	34	0	121

Punting

Player	no.	yds	avg	lg	tb	fc	i20	50+	blk
Mason Fletcher	17	783	46.1	62	3	4	8	6	0
Total	17	783	46.1	62	3	4	8	6	0
Opponents	21	900	42.9	54	1	7	5	3	0

Punt Returns

Player	no.	yds	avg	td	lg
Michael Mussari	3	12	4.0	0	12
Tyrin Smith	2	8	4.0	0	6
Jamoi Mayes	1	11	11.0	0	11
Total	6	31	5.2	0	12
Opponents	6	13	2.2	0	10

Kick Returns

Player	no.	yds	avg	td	lg
Logan Wilson	7	139	19.9	0	29
Jake Golday	1	12	12.0	0	12
Total	8	151	18.9	0	29
Opponents	17	316	18.6	0	40

All Purpose

Player	g	rush	rcv	pr	kr	ir	total	avg/g
Corey Kiner	6	496	46	0	0	0	542	90.3
Xzavier Henderson	6	0	474	0	0	0	474	79.0
Joe Royer	6	0	346	0	0	0	346	57.7
Evan Pryor	6	240	29	0	0	0	269	44.8
Tony Johnson	6	13	203	0	0	0	216	36.0
Jamoi Mayes	6	0	197	11	0	0	208	34.7
Manny Covey	6	62	119	0	0	0	181	30.2
Sterling Berkhalter	6	0	162	0	0	0	162	27.0
Logan Wilson	6	0	0	0	139	0	139	23.2
Aaron Turner	5	0	85	0	0	0	85	17.0
Brendan Sorsby	6	70	0	0	0	0	70	11.7
Chance Williams	4	67	0	0	0	0	67	16.8
Victor Dawson	6	63	0	0	0	0	63	10.5
Tyrin Smith	4	0	32	8	0	0	40	10.0
Barry Jackson Jr.	4	16	22	0	0	0	38	9.5
Francis Sherman	5	0	14	0	0	0	14	2.8
Jake Golday	6	0	0	0	12	0	12	2.0
Michael Mussari	4	0	0	12	0	0	12	3.0
Joey Beljan	1	0	10	0	0	0	10	10.0
Devyn Zahursky	3	0	7	0	0	0	7	2.3
Josh Minkins	5	0	0	0	0	1	1	0.2
Brady Lichtenberg	2	-2	0	0	0	0	-2	-1.0
Total	6	1016	1746	31	151	1	2945	490.8
Opponents	6	989	1446	13	316	54	2818	469.7

Total Offense

Player	g	plays	rush	pass	total	avg/g
Brendan Sorsby	6	245	70	1722	1792	298.7
Corey Kiner	6	84	496	0	496	82.7
Evan Pryor	6	27	240	0	240	40.0
Chance Williams	4	15	67	0	67	16.8
Victor Dawson	6	7	63	0	63	10.5
Manny Covey	6	17	62	0	62	10.3
Brady Lichtenberg	2	8	-2	25	23	11.5
Barry Jackson Jr.	4	3	16	0	16	4.0
Tony Johnson	6	1	13	0	13	2.2
Total	6	411	1016	1747	2763	460.5
Opponents	6	386	989	1446	2435	405.8

## TEAM STATISTICS

## Team Statistics

	UC	OPP
<b>Scoring</b>	<b>186</b>	<b>121</b>
Points per game	31.0	20.2
Points Off Turnovers	36	20
<b>First Downs</b>	<b>137</b>	<b>112</b>
Rushing	42	44
Passing	86	60
Penalty	9	8
<b>Rushing Yardage</b>	<b>1016</b>	<b>989</b>
Yards gained rushing	1137	1117
Yards lost rushing	121	128
Rushing attempts	206	200
Average per rush	4.9	4.9
Average per game	169.3	164.8
TDs Rushing	9	2
<b>Passing Yardage</b>	<b>1747</b>	<b>1446</b>
Comp-Att-Int	136-205-3	112-186-3
Average per pass	8.5	7.8
Average per catch	12.8	12.9
Average per game	291.2	241.0
TDs Passing	13	10
<b>Total offense</b>	<b>2763</b>	<b>2435</b>
Total plays	411	386
Average per play	6.7	6.3
Average per game	460.5	405.8
<b>Kick returns: #-Yards</b>	<b>8-151</b>	<b>17-316</b>
<b>Punt returns: #-Yards</b>	<b>6-31</b>	<b>6-13</b>
<b>Int returns: #-Yards</b>	<b>3-1</b>	<b>3-54</b>
<b>Kick return average</b>	<b>18.9</b>	<b>18.6</b>
<b>Punt return average</b>	<b>5.2</b>	<b>2.2</b>
<b>Int return average</b>	<b>0.3</b>	<b>18.0</b>
<b>Fumbles-Lost</b>	<b>10-6</b>	<b>13-7</b>
<b>Penalties-Yards</b>	<b>27-212</b>	<b>38-288</b>
Average per game	35.3	48.0
<b>Punts-Yards</b>	<b>17-783</b>	<b>21-900</b>
Average per punt	46.1	42.9
Net punt average	41.8	40.4
<b>Kickoffs-Yards</b>	<b>39-2439</b>	<b>29-1760</b>
Average per kick	62.5	60.7
Net kick average	40.4	38.9
<b>Time of possession / game</b>	<b>32:32</b>	<b>27:28</b>
<b>3rd-down conversion</b>	<b>39/79</b>	<b>32/80</b>
3rd-down pct	49%	40%
<b>4rd-down conversion</b>	<b>6/6</b>	<b>5/14</b>
4rd-down pct --	100%	36%

TEAM STATISTICS

	UC	OPP
4rd-down pct	100%	36%
Sacks by-Yards	15-89	9-45
Misc Yards	0	0
Touchdowns scored	22	13
Field goals - attempts	11-16	11-12
On-Side kicks	0-0	0-0
Red-zone scores	(21-27) 78%	(14-17) 82%
Red-zone touchdowns	(14-27) 52%	(6-17) 35%
PAT-attempts	(21-22) 95%	(10-10) 100%
2-point conversion-attempts	(0-0) 0%	(0-3) 0%
Attendance	113653	127557
Games / Avg per game	3/37884	3/42519
Neutral site games	-	0/0

Score by Periods

Team	1st	2nd	3rd	4th	OT	TOT
Cincinnati	69	44	40	33	0	186
Opponents	16	37	34	34	0	121



## PARTICIPATION

##	Player	GP-GS	Towson	UP	Miami	UH	TTU	UCF
0	Josh Minkins	5/5	START	START	...	START	START	START
0	Tony Johnson	6/3	XXX	XXX	XXX	START	START	START
1	Jordan Young	6/6	START	START	START	START	START	START
2	Dontay Corleone	5/5	...	START	START	START	START	START
2	Brendan Sorsby	6/6	START	START	START	START	START	START
3	Evan Prater	6/0	XXX	XXX	XXX	XXX	XXX	XXX
3	Kye Stokes	6/0	XXX	XXX	XXX	XXX	XXX	XXX
4	Mikah Coleman	0/0	...	...	...	...	...	...
4	Tyrin Smith	4/0	XXX	XXX	XXX	XXX	...	...
5	D.J. Taylor	2/0	XXX	...	...	XXX	...	...
5	Samaj Jones	0/0	...	...	...	...	...	...
6	Evan Pryor	6/0	XXX	XXX	XXX	XXX	XXX	XXX
6	Tre Gola-Callard	6/0	XXX	XXX	XXX	XXX	XXX	XXX
7	Jared Bartlett	6/5	START	START	START	START	START	XXX
7	Chance Williams	4/0	XXX	XXX	XXX	XXX	...	...
8	Xzavier Henderson	6/6	START	START	START	START	START	START
8	Ormanie Arnold	6/0	XXX	XXX	XXX	XXX	XXX	XXX
9	Aaron Turner	5/1	XXX	XXX	START	XXX	XXX	...
9	Jiquan Sanks	6/4	START	START	START	XXX	START	XXX
10	Derrick Canteen	6/6	START	START	START	START	START	START
10	Jamoi Mayes	6/5	XXX	START	START	START	START	START
11	Joe Royer	6/6	START	START	START	START	START	START
11	Jake Golday	6/4	START	XXX	START	XXX	START	START
12	Brady Drogosh	1/0	XXX	...	...	...	...	...
12	Danny Stoddard	0/0	...	...	...	...	...	...
13	Logan Wilson	6/1	XXX	XXX	START	XXX	XXX	XXX
13	Jacob Hoying	0/0	...	...	...	...	...	...
14	Barry Jackson Jr.	4/1	START	...	...	XXX	XXX	XXX
14	Zay Johnson	1/0	...	...	...	XXX	...	...
15	Kam Wilson	6/0	XXX	XXX	XXX	XXX	XXX	XXX
15	Will Kocher	0/0	...	...	...	...	...	...
16	Brady Lichtenberg	2/0	XXX	...	...	XXX	...	...
16	Jordan Robinson	6/0	XXX	XXX	XXX	XXX	XXX	XXX
17	Joey Beljan	1/0	...	...	...	XXX	...	...
17	Brian Simms III	6/0	XXX	XXX	XXX	XXX	XXX	XXX
18	Marqavious Saboor	6/0	XXX	XXX	XXX	XXX	XXX	XXX
18	Kale Woodburn	0/0	...	...	...	...	...	...
19	Dakarai Anderson	0/0	...	...	...	...	...	...
19	Quinton Price	0/0	...	...	...	...	...	...
20	Mehki Miller	6/0	XXX	XXX	XXX	XXX	XXX	XXX
20	Jakorion Caffey	0/0	...	...	...	...	...	...
21	Corey Kiner	6/6	START	START	START	START	START	START
21	Kalen Carroll	6/5	START	START	START	START	XXX	START
22	Jonathan Thompson	5/3	XXX	START	XXX	START	...	START
22	Zane Kinsey	0/0	...	...	...	...	...	...
23	Brian Doneghy II	0/0	...	...	...	...	...	...
23	Willie Goodwyn	2/0	XXX	...	...	...	...	XXX
24	Darian Varner	6/3	XXX	XXX	START	START	START	XXX
24	Victor Dawson	6/0	XXX	XXX	XXX	XXX	XXX	XXX
25	Daniel James	0/0	...	...	...	...	...	...
26	Cameron Roetherford	5/0	XXX	XXX	XXX	XXX	XXX	...
27	Ken Willis	6/0	XXX	XXX	XXX	XXX	XXX	XXX
29	Manny Covey	6/0	XXX	XXX	XXX	XXX	XXX	XXX
29	Stanley Clyne	0/0	...	...	...	...	...	...
30	Max Fletcher	0/0	...	...	...	...	...	...
31	Mason Fletcher	6/0	XXX	XXX	XXX	XXX	XXX	XXX
31	Simeon Coleman	6/0	XXX	XXX	XXX	XXX	XXX	XXX
32	Maxwell Cummings	0/0	...	...	...	...	...	...
33	Carter Brown	2/0	XXX	XXX	...	...	...	...
33	Zander Blue	0/0	...	...	...	...	...	...

##	Player	GP-GS	Towson	UP	Miami	UH	TTU	UCF
35	Brady Young	0/0	...	...	...	...	...	...
35	Drew Robinson	0/0	...	...	...	...	...	...
36	Christian Commisso	0/0	...	...	...	...	...	...
37	Trevor Adams	4/0	XXX	...	XXX	XXX	XXX	...
38	Nijal Mooney	0/0	...	...	...	...	...	...
39	Cincear Lewis	0/0	...	...	...	...	...	...
40	Kamari Burns	3/1	START	XXX	XXX	...	...	...
41	Quinn Staten	0/0	...	...	...	...	...	...
42	Connor Keyes	0/0	...	...	...	...	...	...
43	Jayden Perry	6/0	XXX	XXX	XXX	XXX	XXX	XXX
44	Francis Sherman	5/1	START	XXX	XXX	...	XXX	XXX
44	Montay Weedon	4/0	XXX	...	XXX	XXX	...	XXX
46	Antwan Peek Jr.	6/1	XXX	XXX	XXX	XXX	XXX	START
47	George Leibold	0/0	...	...	...	...	...	...
48	Weston Simmons	0/0	...	...	...	...	...	...
49	Jack Dingle	6/6	START	START	START	START	START	START
50	Evan Tengesdahl	5/0	XXX	...	XXX	XXX	XXX	XXX
52	Garrison Butler	0/0	...	...	...	...	...	...
53	Gavin Gerhardt	6/6	START	START	START	START	START	START
54	Dartanyan Tinsley	3/3	START	START	START	...	...	...
56	Deondre Buford	6/6	START	START	START	START	START	START
57	Ben Blevins	0/0	...	...	...	...	...	...
59	Jake Wheelock	0/0	...	...	...	...	...	...
63	Zac Clarke	0/0	...	...	...	...	...	...
66	Xavier Lozowicki	4/0	XXX	XXX	XXX	...	XXX	...
67	Luke Kandra	6/6	START	START	START	START	START	START
69	JP Schrieber	0/0	...	...	...	...	...	...
71	Judea Milon	0/0	...	...	...	...	...	...
73	Aiden Pastoriza	0/0	...	...	...	...	...	...
74	Phillip Wilder	3/3	...	...	...	START	START	START
75	John Williams	6/6	START	START	START	START	START	START
77	Jonathan Harder	6/0	XXX	XXX	XXX	XXX	XXX	XXX
78	Grant Edgington	1/0	XXX	...	...	...	...	...
79	Ethan Green	5/0	XXX	...	XXX	XXX	XXX	XXX
80	Elijah Jones	0/0	...	...	...	...	...	...
81	Michael Mussari	4/0	XXX	...	...	XXX	XXX	XXX
82	Michael McCalmont	6/0	XXX	XXX	XXX	XXX	XXX	XXX
83	Devyn Zahursky	3/0	XXX	...	XXX	XXX	...	...
84	Sterling Berkhalter	6/0	XXX	XXX	XXX	XXX	XXX	XXX
85	Lyviel Waters	0/0	...	...	...	...	...	...
87	Gavin Grover	6/1	XXX	START	XXX	XXX	XXX	XXX
90	Jalen Hunt	0/0	...	...	...	...	...	...
91	Drew Logan	2/0	...	...	XXX	XXX	...	...
92	Nick Herbst	0/0	...	...	...	...	...	...
93	Harris Adams	5/0	XXX	...	XXX	XXX	XXX	XXX
93	Max Lemasters	0/0	...	...	...	...	...	...
94	Keilan Smith	0/0	...	...	...	...	...	...
95	Lendric Barber	1/0	...	...	...	XXX	...	...
96	Nathan Hawks	6/0	XXX	XXX	XXX	XXX	XXX	XXX
96	Nathan Nunn	0/0	...	...	...	...	...	...
97	Eric Phillips	6/6	START	START	START	START	START	START
98	Marquaze Parker	4/0	...	XXX	XXX	XXX	...	XXX
99	Rob Jackson	4/3	START	START	...	...	XXX	START

## PASSING/RUSHING/RECEIVING

#2 Brendan Sorsby	Comp	Att	Int	Pct	Yards	TD	Long	Sacked	Effic.
Towson	22	31	0	71.0	383	2	61	0-0	196.0
Pittsburgh	22	38	0	57.9	298	3	52	3-20	149.8
Miami (OH)	21	34	0	61.8	186	1	21	2-5	117.4
Houston	12	15	0	80.0	188	2	47	1-5	229.3
Texas Tech	31	45	1	68.9	426	4	71	1-2	173.3
UCF	25	38	2	65.8	241	1	21	2-13	117.2
<b>Totals</b>	<b>133</b>	<b>201</b>	<b>3</b>	<b>66.2</b>	<b>1722</b>	<b>13</b>	<b>71</b>	<b>9-45</b>	<b>156.5</b>

#16 Brady Lichtenberg	Comp	Att	Int	Pct	Yards	TD	Long	Sacked	Effic.
Houston	3	4	0	75.0	25	0	10	0-0	127.5
<b>Totals</b>	<b>3</b>	<b>4</b>	<b>0</b>	<b>75.0</b>	<b>25</b>	<b>0</b>	<b>10</b>	<b>0-0</b>	<b>127.5</b>

### Rushing

Player	No-Yds/TD	Towson	UP	Miami	UH	TTU	UCF
Corey Kiner	84-496/2	7-51/0	20-149/0	21-126/1	16-78/1	3-9/0	17-83/0
Brendan Sorsby	44-70/4	5-5/2	8--5/0	7-10/0	3-4/1	12-52/0	9-4/1
Evan Pryor	27-240/3	4-105/1	5-4/0	3-76/1	3-8/0	8-46/1	4-1/0
Manny Covey	17-62/0	5-26/0	-	-	3-17/0	8-15/0	1-4/0
Chance Williams	15-67/0	5-23/0	4-3/0	2-3/0	4-38/0	DNP	DNP
Victor Dawson	7-63/0	2-54/0	-	1-0/0	3-8/0	1-1/0	-
Brady Lichtenberg	4--2/0	-	DNP	DNP	4--2/0	DNP	DNP
Barry Jackson Jr.	3-16/0	1-5/0	DNP	DNP	-	1-6/0	1-5/0
Tony Johnson	1-13/0	1-13/0	-	-	-	-	-

### Receiving

Player	No-Yds/TD	Towson	UP	Miami	UH	TTU	UCF
Xzavier Henderson	34-474/4	7-101/1	6-83/0	10-108/0	2-34/2	7-127/1	2-21/0
Joe Royer	28-346/2	5-89/0	3-49/1	3-27/1	2-31/0	7-66/0	8-84/0
Tony Johnson	20-203/3	-	2-21/1	4-28/0	1-17/0	5-61/1	8-76/1
Jamoi Mayes	16-197/1	2-16/0	3-72/1	1-6/0	1-20/0	5-56/0	4-27/0
Sterling Berkhalter	8-162/1	2-70/1	2-26/0	1-6/0	3-60/0	-	-
Manny Covey	8-119/2	1-7/0	-	-	-	6-100/2	1-12/0
Aaron Turner	5-85/0	2-68/0	3-17/0	-	-	-	DNP
Corey Kiner	5-46/0	-	2-18/0	-	2-19/0	-	1-9/0
Tyrin Smith	4-32/0	-	1-12/0	2-10/0	1-10/0	DNP	DNP
Barry Jackson Jr.	3-22/0	1-5/0	DNP	DNP	1-5/0	-	1-12/0
Evan Pryor	2-29/0	1-13/0	-	-	-	1-16/0	-
Francis Sherman	1-14/0	1-14/0	-	-	DNP	-	-
Joey Beljan	1-10/0	DNP	DNP	DNP	1-10/0	DNP	DNP
Devyn Zahursky	1-7/0	-	DNP	-	1-7/0	DNP	DNP

## DEFENSIVE STATISTICS

## Team Defense

			Tackles				Sacks	Pass defense			Fumbles		blkd	
##	Player	gp	ua	a	tot	tfl/yds	no-yds	int-yds	brup	qbh	fr-yds	ff	kick	saf
7	Jared Bartlett	6	16	14	30	5.5-20	3.5-17	.	2	2	.	.	.	.
11	Jake Golday	6	13	15	28	4.5-26	1.5-14	.	.	.	1-0	1	.	.
46	Antwan Peek Jr.	6	18	10	28	1-1	.	.	1	.	.	3	.	.
10	Derrick Canteen	6	16	10	26	1.5-3	.	1-0	3	.	.	1	.	.
0	Josh Minkins	5	18	6	24	1-1	.	2-1	3	.	.	.	.	.
49	Jack Dingle	6	12	11	23	.	.	.	.	.	.	.	.	.
9	Jiquan Sanks	6	11	8	19	.	.	.	.	.	.	.	.	.
31	Simeon Coleman	6	7	11	18	4-7	.	.	.	1	.	.	.	.
2	Dontay Corleone	5	10	7	17	4-17	3-15	.	.	4	.	.	.	.
20	Mehki Miller	6	8	8	16	1-2	.	.	.	.	.	.	.	.
1	Jordan Young	6	6	9	15	1-1	.	.	4	.	.	.	.	.
13	Logan Wilson	6	6	7	13	1.5-3	.	.	3	.	.	.	.	.
22	Jonathan Thompson	5	4	9	13	2-10	1-8	.	1	1	.	.	.	.
17	Brian Simms III	6	2	9	11	0.5-1	.	.	.	.	.	.	.	.
97	Eric Phillips	6	9	2	11	4.5-22	4-21	.	.	3	.	1	.	.
16	Jordan Robinson	6	9	2	11	1.5-2	.	.	1	.	1-0	1	.	.
21	Kalen Carroll	6	7	3	10	1-4	.	.	1	.	.	.	.	.
15	Kam Wilson	6	5	3	8	2.5-15	2-14	.	.	1	.	.	.	.
26	Cameron Roetherford	5	.	7	7	.	.	.	.	.	.	.	.	.
24	Darian Varner	6	2	5	7	0.5-2	.	.	.	1	1-6	.	.	.
44	Montay Weedon	4	5	1	6	.	.	.	.	.	.	1	.	.
99	Rob Jackson	4	3	3	6	.	.	.	.	.	.	.	.	.
6	Tre Gola-Callard	6	5	1	6	1-1	.	.	2	.	1-0	.	.	.
98	Marquaze Parker	4	3	2	5	1-3	.	.	.	3	.	.	.	.
3	Kye Stokes	6	1	3	4	.	.	.	.	.	.	.	.	.
8	Ormanie Arnold	6	1	3	4	.	.	.	1	.	.	.	.	.
18	Marqavious Saboor	6	3	1	4	.	.	.	.	.	1-0	.	.	.
93	Harris Adams	5	2	1	3	.	.	.	.	1	1-0	.	.	.
43	Jayden Perry	6	2	.	2	.	.	.	.	.	.	.	.	.
40	Kamari Burns	3	.	2	2	0.5-0	.	.	.	1	.	.	.	.
37	Trevor Adams	4	1	1	2	.	.	.	1	.	.	.	.	.
27	Ken Willis	6	2	.	2	.	.	.	.	.	.	.	.	.
95	Lendric Barber	1	.	1	1	.	.	.	.	.	.	.	.	.
6	Evan Pryor	6	.	1	1	.	.	.	.	.	.	.	.	.
23	Willie Goodwyn	2	.	1	1	.	.	.	.	.	.	.	.	.
14	Zay Johnson	1	.	1	1	.	.	.	.	.	.	.	.	.
9	Aaron Turner	5	.	1	1	.	.	.	.	.	.	.	.	.
11	Joe Royer	6	.	1	1	.	.	.	.	.	.	.	.	.
29	Manny Covey	6	.	.	.	.	.	.	.	.	1-0	.	.	.
<b>Totals</b>		<b>6</b>	<b>207</b>	<b>180</b>	<b>387</b>	<b>40-141</b>	<b>15-89</b>	<b>3-1</b>	<b>23</b>	<b>18</b>	<b>7-6</b>	<b>8</b>	<b>0</b>	<b>0</b>
Opponents		6	220	204	424	35-128	9-45	3-54	14	15	6-0	5	0	0

## CINCINNATI GAME-BY-GAME STATISTICS

Date	Opponent	Rushing				Receiving				Passing				Kick Returns				Punt Returns				tot		
		no.	yds	td	lg	no.	yds	td	lg	cmp	att	int	yds	td	lg	no.	yds	td	lg	no.	yds	td	lg	off
08/31/2024	Towson	32	275	3	64	22	383	2	61	22	31	0	383	2	61	3	41	0	15	3	12	0	12	658
09/07/2024	Pittsburgh	37	151	0	28	22	298	3	52	22	38	0	298	3	52	1	18	0	18	0	0	0	0	449
09/14/2024	at Miami (OH)	34	215	2	65	21	185	1	21	21	34	0	186	1	21	1	20	0	20	2	8	0	6	401
09/21/2024	Houston	38	149	2	44	15	213	2	47	15	19	0	213	2	47	1	25	0	25	0	0	0	0	362
09/28/2024	at Texas Tech	33	129	1	36	31	426	4	71	31	45	1	426	4	71	2	47	0	29	0	0	0	0	555
10/12/2024	at UCF	32	97	1	46	25	241	1	21	25	38	2	241	1	21	0	0	0	0	1	11	0	11	338
Cincinnati		206	1016	9	65	136	1746	13	71	136	205	3	1747	13	71	8	151	0	29	6	31	0	12	2763
Opponents		200	989	2	39	112	1446	10	76	112	186	3	1446	10	76	17	316	0	40	6	13	0	10	2435

## Cincinnati Averages

Games	Avg/ rush	Avg/ catch	Pass effic	KR avg	PR avg	All purpose avg/game	Total offense avg/game
6	4.9	12.8	155.9	18.9	5.2	490.8	460.5

Date	Opponent	Tackles				Sacks	Fumble		Pass Defense			blkd	PAT attempts			off		
		ua	a	total	tfl-yds	no-yds	ff	fr-yds	int-yds	qbh	brup	kick	kick	rush	rcv	saf	t/o	pts
08/31/2024	Towson	36	40	76	8.0-21	3-15	1	1-6	0-0	2	7	0	5-5	0	0	0	0	38
09/07/2024	Pittsburgh	28	32	60	4.0-18	2-14	0	0-0	1-0	5	5	0	3-3	0	0	0	7	27
09/14/2024	at Miami (OH)	28	28	56	6.0-15	3-12	0	1-0	1-0	8	3	0	3-3	0	0	0	6	27
09/21/2024	Houston	29	40	69	8.0-28	2-14	3	2-0	1-1	1	2	0	4-4	0	0	0	17	34
09/28/2024	at Texas Tech	45	14	59	7.0-17	0-0	1	1-0	0-0	2	2	0	5-5	0	0	0	3	41
10/12/2024	at UCF	41	26	67	7.0-42	5-34	3	2-0	0-0	0	4	0	1-2	0	0	0	3	19
Cincinnati		207	180	387	40.0-141	15-89	8	7-6	3-1	18	23	0	21-22	0	0	0	36	186
Opponents		220	204	424	35.0-128	9-45	5	6-0	3-54	15	14	0	10-10	0	0	0	20	121

Date	Opponent	Punting										Field Goals			Kickoffs				
		no.	yds	avg	long	blkd	tb	fc	50+	i20	md-att	long	blkd	no.	yds	avg	tb	ob	
08/31/2024	Towson	2	105	52.5	54	0	0	1	2	1	1-2	36	0	7	444	63.4	5	1	
09/07/2024	Pittsburgh	4	194	48.5	62	0	2	0	2	2	2-3	49	0	6	382	63.7	2	0	
09/14/2024	at Miami (OH)	5	224	44.8	54	0	1	2	2	3	2-2	55	0	6	376	62.7	3	0	
09/21/2024	Houston	2	86	43.0	49	0	0	0	0	0	2-2	46	0	7	439	62.7	3	0	
09/28/2024	at Texas Tech	1	43	43.0	43	0	0	0	0	0	2-4	37	0	8	487	60.9	4	0	
10/12/2024	at UCF	3	131	43.7	45	0	0	1	0	2	2-3	51	0	5	311	62.2	0	0	
Cincinnati		17	783	46.1	62	0	3	4	6	8	11-16	55	0	39	2439	62.5	17	1	
Opponents		21	900	42.9	54	0	1	7	3	5	11-12	53	0	29	1760	60.7	19	0	



# OPPONENT GAME-BY-GAME STATISTICS

Date	Opponent	Rushing				Receiving				Passing				Kick Returns				Punt Returns				tot		
		no.	yds	td	lg	no.	yds	td	lg	cmp	att	int	yds	td	lg	no.	yds	td	lg	no.	yds	td	lg	off
08/31/2024	Towson	37	194	0	39	21	244	2	76	21	37	0	244	2	76	0	0	0	0	1	-2	0	0	438
09/07/2024	Pittsburgh	33	196	0	26	20	302	3	56	20	35	1	302	3	56	4	95	0	40	0	0	0	0	498
09/14/2024	at Miami (OH)	21	24	0	9	25	356	2	58	25	39	1	356	2	58	3	48	0	17	1	0	0	0	380
09/21/2024	Houston	33	148	0	20	13	92	0	52	13	21	1	92	0	52	4	68	0	20	2	12	0	10	240
09/28/2024	at Texas Tech	36	231	2	35	19	251	2	49	19	29	0	251	2	49	4	72	0	35	1	3	0	3	482
10/12/2024	at UCF	40	196	0	31	14	201	1	34	14	25	0	201	1	34	2	33	0	17	1	0	0	0	397
Opponents		200	989	2	39	112	1446	10	76	112	186	3	1446	10	76	17	316	0	40	6	13	0	10	2435
Cincinnati		206	1016	9	65	136	1746	13	71	136	205	3	1747	13	71	8	151	0	29	6	31	0	12	2763

## Opponents Averages

Games	Avg/ rush	Avg/ catch	Pass effc	KR avg	PR avg	All purpose avg/game	Total offense avg/game
6	4.9	12.9	140.0	18.6	2.2	469.7	405.8

Date	Opponent	Tackles				Sacks	Fumble		Pass Defense			blkd	PAT attempts			off		
		ua	a	total	tfl-yds	no-yds	ff	fr-yds	int-yds	qbh	brup	kick	kick	rush	rcv	saf	t/o	pts
08/31/2024	Towson	37	26	63	4.0-24	0-0	2	3-0	0-0	1	2	0	2-2	0	0	0	3	20
09/07/2024	Pittsburgh	40	32	72	6.0-27	3-20	0	1-0	0-0	6	3	0	1-1	0	0	0	0	28
09/14/2024	at Miami (OH)	32	44	76	3.0-8	2-5	1	1-0	0-0	3	4	0	1-1	0	0	0	0	16
09/21/2024	Houston	27	42	69	8.0-23	1-5	0	0-0	0-0	0	2	0	0-0	0	0	0	0	0
09/28/2024	at Texas Tech	40	38	78	6.0-15	1-2	2	1-0	1-51	3	1	0	5-5	0	0	0	14	44
10/12/2024	at UCF	44	22	66	8.0-31	2-13	0	0-0	2-3	2	2	0	1-1	0	0	0	3	13
Opponents		220	204	424	35.0-128	9-45	5	6-0	3-54	15	14	0	10-10	0	0	0	20	121
Cincinnati		207	180	387	40.0-141	15-89	8	7-6	3-1	18	23	0	21-22	0	0	0	36	186

Date	Opponent	Punting										Field Goals			Kickoffs			
		no.	yds	avg	long	blkd	tb	fc	50+	i20	md-att	long	blkd	no.	yds	avg	tb	ob
08/31/2024	Towson	6	270	45.0	54	0	1	2	1	2	2-2	33	0	5	210	42.0	0	0
09/07/2024	Pittsburgh	3	95	31.7	44	0	0	0	0	0	3-3	53	0	6	386	64.3	5	0
09/14/2024	at Miami (OH)	4	183	45.8	49	0	0	0	0	1	1-1	30	0	4	260	65.0	3	0
09/21/2024	Houston	4	176	44.0	52	0	0	2	1	1	0-1	0	0	1	64	64.0	0	0
09/28/2024	at Texas Tech	1	37	37.0	37	0	0	1	0	1	3-3	45	0	9	580	64.4	7	0
10/12/2024	at UCF	3	139	46.3	52	0	0	2	1	0	2-2	29	0	4	260	65.0	4	0
<b>Opponents</b>		<b>21</b>	<b>900</b>	<b>42.9</b>	<b>54</b>	<b>0</b>	<b>1</b>	<b>7</b>	<b>3</b>	<b>5</b>	<b>11-12</b>	<b>53</b>	<b>0</b>	<b>29</b>	<b>1760</b>	<b>60.7</b>	<b>19</b>	<b>0</b>
<b>Cincinnati</b>		<b>17</b>	<b>783</b>	<b>46.1</b>	<b>62</b>	<b>0</b>	<b>3</b>	<b>4</b>	<b>6</b>	<b>8</b>	<b>11-16</b>	<b>55</b>	<b>0</b>	<b>39</b>	<b>2439</b>	<b>62.5</b>	<b>17</b>	<b>1</b>

## CINCINNATI GAME HIGHS

## Cincinnati - Game Highs

RUSHES	38	Houston (09/21/2024)
YARDS RUSHING	275	Towson (08/31/2024)
YARDS PER RUSH	8.6	Towson (08/31/2024)
TD RUSHES	3	Towson (08/31/2024)
PASS ATTEMPTS	45	at Texas Tech (09/28/2024)
PASS COMPLETIONS	31	at Texas Tech (09/28/2024)
YARDS PASSING	426	at Texas Tech (09/28/2024)
YARDS PER PASS	12.4	Towson (08/31/2024)
TD PASSES	4	at Texas Tech (09/28/2024)
TOTAL PLAYS	78	at Texas Tech (09/28/2024)
TOTAL OFFENSE	658	Towson (08/31/2024)
YARDS PER PLAY	10.4	Towson (08/31/2024)
POINTS	41	at Texas Tech (09/28/2024)
SACKS BY	5	at UCF (10/12/2024)
FIRST DOWNS	29	at Texas Tech (09/28/2024)
PENALTIES	6	at UCF (10/12/2024)
	6	Pittsburgh (09/07/2024)
PENALTY YARDS	59	Pittsburgh (09/07/2024)
TURNOVERS	3	Towson (08/31/2024)
PUNTS	5	at Miami (OH) (09/14/2024)
PUNTING AVG	52.5	Towson (08/31/2024)
LONG PUNT	62	Pittsburgh (09/07/2024)
PUNTS INSIDE 20	3	at Miami (OH) (09/14/2024)
LONG PUNT RETURN	12	Towson (08/31/2024)

## OPPONENT GAME HIGHS

## Opponent - Game Highs

RUSHES	40	at UCF (10/12/2024)
YARDS RUSHING	231	at Texas Tech (09/28/2024)
YARDS PER RUSH	6.4	at Texas Tech (09/28/2024)
TD RUSHES	2	at Texas Tech (09/28/2024)
PASS ATTEMPTS	39	at Miami (OH) (09/14/2024)
PASS COMPLETIONS	25	at Miami (OH) (09/14/2024)
YARDS PASSING	356	at Miami (OH) (09/14/2024)
YARDS PER PASS	9.1	at Miami (OH) (09/14/2024)
TD PASSES	3	Pittsburgh (09/07/2024)
TOTAL PLAYS	74	Towson (08/31/2024)
TOTAL OFFENSE	498	Pittsburgh (09/07/2024)
YARDS PER PLAY	7.4	at Texas Tech (09/28/2024)
POINTS	44	at Texas Tech (09/28/2024)
SACKS BY	3	Pittsburgh (09/07/2024)
FIRST DOWNS	24	Pittsburgh (09/07/2024)
PENALTIES	10	at UCF (10/12/2024)
PENALTY YARDS	75	at UCF (10/12/2024)
TURNOVERS	3	Houston (09/21/2024)
PUNTS	6	Towson (08/31/2024)
PUNTING AVG	46.3	at UCF (10/12/2024)
LONG PUNT	54	Towson (08/31/2024)
PUNTS INSIDE 20	2	Towson (08/31/2024)
LONG PUNT RETURN	10	Houston (09/21/2024)

## BIG 12 CONFERENCE RANKINGS

Offense					Defense			
Team	Rushing	Passing	Total Off.	Scoring	Rushing	Passing	Total Def.	Scoring
Arizona	11	6	8	15	9	8	10	13
Arizona St.	4	13	9	4	3	9	5	7
BYU	12	8	14	3	5	6	4	2
Baylor	13	10	15	13	13	5	8	9
Cincinnati	9	4	2	6	14	11	14	4
Colorado	16	2	11	9	12	10	13	10
Houston	10	16	16	16	7	3	3	5
Iowa St.	7	7	7	7	8	1	1	1
Kansas	3	15	12	12	11	7	11	11
Kansas St.	2	14	5	5	1	15	9	6
Oklahoma St.	15	3	13	10	16	14	16	14
TCU	14	1	4	2	15	2	6	15
Texas Tech	8	5	2	1	10	16	15	16
UCF	1	12	1	7	2	12	7	8
Utah	6	9	10	14	4	4	2	3
West Virginia	5	11	6	10	6	13	12	12

Team	Kick ret.	Punt ret.	Interceptions	Sacks	TFL	Turnover Mar.
Arizona	3	8	13	11	12	14
Arizona St.	14	9	8	2	14	3
BYU	9	4	12	3	12	2
Baylor	5	2	6	8	11	11
Cincinnati	11	14	16	6	2	6
Colorado	13	12	3	8	1	4
Houston	8	7	8	13	7	9
Iowa St.	16	6	5	14	7	1
Kansas	6	16	7	12	7	9
Kansas St.	10	3	10	1	3	7
Oklahoma St.	1	13	1	7	3	7
TCU	7	1	15	10	16	16
Texas Tech	2	15	2	15	15	5
UCF	4	5	4	16	7	11
Utah	15	11	11	4	5	11
West Virginia	12	10	14	5	5	15

SCORING DRIVES

AUG. 31 VS. TOWSON

SCORING PLAY	QTR	CLOCK	PLAYS	YDS	TIME
Sorsby 2-yard run	1	11:17	7	75	3:43
Henderson 42-yard pass from Sorsby	1	6:50	4	65	1:08
Berkhalter 61-yard pass from Sorsby	1	3:13	3	75	1:23
Sorsby 12-yard run	2	6:56	5	63	2:53
Pryor 64-yard run	3	9:52	1	64	0:10
Brown 36-yard field goal	3	4:38	11	63	3:41

SEPT. 7 VS. PITT

SCORING PLAY	QTR	CLOCK	PLAYS	YDS	TIME
Mayes 52-yard pass from Sorsby	1	7:47	4	80	1:20
Johnson 5-yard pass from Sorsby	1	1:11	6	75	2:41
Crown 49-yard field goal	2	8:11	14	31	7:14
Royer 16-yard pass from Sorsby	3	7:25	10	58	5:13
Brown 26-yard field goal	3	4:50	6	31	1:59

SEPT. 14 AT MIAMI

SCORING PLAY	QTR	CLOCK	PLAYS	YDS	TIME
Hawks 55-yard field goal	1	3:27	8	26	2:58
Royer 3-yard pass from Sorsby	2	10:37	1	3	0:06
Kiner 1-yard run	3	7:38	12	75	7:22
Pryor 65-yard run	4	13:01	1	65	0:13
Hawks 50-yards field goal	4	0:59	7	56	2:44

SEPT. 21 VS. HOUSTON

SCORING PLAY	QTR	CLOCK	PLAYS	YDS	TIME
Henderson 19-yard pass from Sorsby	1	10:46	3	45	1:19
Kiner 44-yard run	1	2:57	4	80	2:17
Henderson 15-yard pass from Sorsby	2	6:27	12	80	7:11
Hawks 46-yard field goal	2	1:51	6	25	2:32
Sorsby 8-yard rush	3	9:09	8	89	4:00
Hawks 34-yard field goal	4	3:47	15	52	9:51

SEPT. 28 AT TEXAS TECH

SCORING PLAY	QTR	CLOCK	PLAYS	YDS	TIME
Johnson 15-yard pass from Sorsby	1	7:35	7	68	3:52
Henderson 42-yard pass from Sorsby	1	4:59	1	42	0:08
Hawks 37-yard field goal	2	13:27	5	12	2:04
Pryor 1-yard rush	2	3:47	12	75	6:45
Hawks 26-yard field goal	3	6:39	11	72	5:42
Covey 71-yard pass from Sorsby	4	12:05	2	75	0:35
Covey 3-yard pass from Sorsby	4	3:24	10	75	4:26

OCT. 12 AT UCF

SCORING PLAY	QTR	CLOCK	PLAYS	YDS	TIME
Hawks 22-yard field goal	1	8:36	4	1	0:48
Sorsby 3-yard rush	2	14:56	11	61	5:58
Hawks 51-yard field goal	3	3:06	9	42	5:20
Johnson 4-yard pass from Sorsby	4	6:32	9	65	3:28

LONG PLAYS

LONG PLAYS (20-YARDS OR MORE)

YDS.	TYPE	PLAYER(S)	OPP.
71*	Pass	Covey from Sorsby	at Texas Tech
65*	Rush	Pryor rush left	at Miami
64*	Rush	Pryor rush right	Towson
61*	Pass	Berkhalter from Sorsby	Towson
51*	Pass	Mayes from Sorsby	Pitt
49	Pass	Turner from Sorsby	Towson
47	Rush	Dawson rush middle	Towson
47	Pass	Berkhalter from Sorsby	Houston
46	Rush	Kiner rush left	at UCF
44*	Rush	Kiner rush middle	Houston
42*	Pass	Henderson from Sorsby	Towson
42*	Pass	Henderson from Sorsby	at Texas Tech
40	Rush	Kiner rush middle	at Miami
38	Pass	Royer from Sorsby	Towson
36	Rush	Pryer rush middle	at Texas Tech
36	Pass	Henderson from Sorsby	at Texas Tech
34	Pass	Henderson from Sorsby	Pitt
32	Rush	Pryor rush right	Towson
32	Pass	Royer from Sorsby	Pitt
28	Rush	Kiner rush middle	Pitt
28	Pass	Royer from Sorsby	at Texas Tech
26	Rush	Kiner rush left	Pitt
26	Rush	Kiner rush right	Pitt
22	Pass	Royer from Sorsby	Houston
21	Pass	Henderson from Sorsby	Towson
21	Pass	Henderson from Sorsby	at Miami
21	Pass	Johnson from Sorsby	at UCF
20	Pass	Mayes from Sorsby	Houston

\* Touchdown scored on play



MILESTONE GAMES / LONGEST PLAYS ALL-TIME

CURRENT PLAYERS SUPERLATIVES

300 YARDS PASSING

BRENDAN SORSBY - 2

YDS	NAME	OPPONENT	DATE
426	Brendan Sorsby	at Texas Tech	9/28/24
383	Brendan Sorsby	Towson	8/31/24

100 YARDS RUSHING

COREY KINER - 9

YDS	NAME	OPPONENT	DATE
153	Corey Kiner	at Pittsburgh	9/10/23
149	Corey Kiner	Pittsburgh	9/7/23
129	Corey Kiner	at Houston	11/11/23
129	Corey Kiner	Baylor	10/21/23
126	Corey Kiner	at Miami	9/14/24
114	Corey Kiner	UCF	11/4/23
106	Corey Kiner	Kansas	11/25/23
105	Corey Kiner	EKU	9/2/23

CHANCE WILLIAMS - 3

YDS	NAME	OPPONENT	DATE
174	Chance Williams*	Texas Southern	9/23/23
119	Chance Williams*	Bethune-Cookman	10/28/23
106	Chance Williams*	at LSU	9/9/23

\*While at Grambling

EVAN PRYOR - 1

YDS	NAME	OPPONENT	DATE
101	Evan Pryor	Towson	8/31/24

100 YARDS RECEIVING

XZAVIER HENDERSON - 7 (6 AT UC, 1 AT UF)

YDS	NAME	OPPONENT	DATE
149	Xzavier Henderson	EKU	9/2/23
140	Xzavier Henderson	Miami (OH)	9/17/23
127	Xzavier Henderson	at Texas Tech	9/28/24
110	Xzavier Henderson*	vs. Georgia	10/29/22
108	Xzavier Henderson	at Miami	9/14/24
104	Xzavier Henderson	at West Virginia	11/18/23
101	Xzavier Henderson	Towson	8/31/24

TYRIN SMITH - 5 (ALL AT UTEP)

YDS	NAME	OPPONENT	DATE
183	Tyrin Smith^	at New Mexico	9/17/22
127	Tyrin Smith^	North Texas	8/27/22
117	Tyrin Smith^	Middle Tennessee	10/29/22
114	Tyrin Smith^	at FAU	10/30/21
106	Tyrin Smith^	at Charlotte	10/1/22

MANNY COVEY - 1

YDS	NAME	OPPONENT	DATE
100	Manny Covey	at Texas Tech	9/28/24

TONY JOHNSON - 1 (AT FAU)

YDS	NAME	OPPONENT	DATE
131	Tony Johnson\$	at USF	10/14/23

JAMOI MAYES - 1 (AT UTC)

YDS	NAME	OPPONENT	DATE
121	Jamoi Mayes%	Mercer	10/22/22

\*While at Florida

^While at UTEP

%While at Chattanooga

\$While at FAU

LONGEST PLAYS

ALL PLAYS

1.	100 (KR)	Jadon Thompson vs. ECU (TD).....	2022
	100 (KR)	Darrin Williams vs. SEMO (TD) .....	2009
	100 (KR)	Mardy Gilyard at West Virginia (TD).....	2008
	100 (KR)	Walter Heuck vs. Denison (TD).....	1910
5.	99 (KR)	Tre Tucker at Indiana (TD).....	2021
	99 (KR)	Mardy Gilyard at Pittsburgh (TD).....	2009
	99 (KR)	Keith Jenkins vs. Houston (TD).....	1975
8.	98 (PR)	Errol Prisby vs. North Texas State (TD) .....	1963
	96 (I)	Bob Del Rosa vs. Oklahoma State (TD) .....	1958
10.	95 (P)	Greg Cook to Tom Rossley vs. Louisville (TD) .....	1968
11.	92 (FdBfR)	Deluan Gossett vs. Tulane (TD) .....	1998
12.	91 (R)	Desmond Ridder at SMU (TD) .....	2020
	91 (P)	Eric Vibberts to James Scott vs. ECU (TD) .....	1994
	91 (R)	Joe Miller vs. Xavier (TD) .....	1953

RUSHING

1.	91	Desmond Ridder @ SMU (TD) .....	2020
	91	Joe Miller vs. Xavier (TD).....	1953
2.	84	Hosey Williams vs. UConn.....	2015
3.	81	Michael Warren II (TD) vs. Tulane .....	2018
	80	Isaiah Pead vs. Miami (OH) (TD).....	2010
	80	Allen Harvin vs. Miami (OH).....	1982
	80	Art Bailey vs. Southern Miss (TD) .....	1977
	80	Bill Bailey vs. Kansas State (TD).....	1965
	80	Dick Goist vs. William & Mary (TD) .....	1953
8.	79	Jerome Ford vs. Houston (TD).....	2021
	79	Jerome Ford vs. UCF (TD) .....	2021
	79	Kahlil Lewis at Purdue .....	2016
	79	Richard Hall vs. Miami (OH).....	2004
	79	Reggie Harrison vs. Louisville (TD) .....	1972

PASSING

1.	95	Greg Cook to Tom Rossley vs. Louisville (TD).....	1968
2.	91	Eric Vibberts to James Scott vs. ECU (TD) .....	1994
3.	88	Gunner Kiel to Mekale McKay vs. Temple (TD) .....	2015
4.	83	Gunner Kiel to Chris Moore at Ohio State (TD) .....	2014
	83	Brendon Kay to Travis Kelce vs. Duke (TD) .....	2012
	83	Nick Davila to Brent Celek vs. Rutgers (TD).....	2006
7.	82	Hayden Moore to Devin Gray at Tulsa (TD) .....	2016
	82	Eric Vibberts to Robert Tate vs. Kansas (TD) .....	1995
	82	Brig Owens to Errol Prisby vs. Dayton (TD) .....	1964
10.	81	Desmond Ridder to Tyler Scott vs. Miami (OH) (TD) .....	2021
	81	Zach Collaros to Armon Binns at Syracuse (TD) .....	2009

FIELD GOALS

1.	58	Jon Bacon vs. Miami (OH).....	1994
2.	55	Nathan Hawks at Miami (OH) .....	2024
	55	Jake Rogers vs. Oregon State.....	2007
4.	54	Carter Brown vs. Oklahoma .....	2023
	54	Jake Rogers at Connecticut .....	2008
	54	Dan Shepherd vs. Tulsa.....	1975
7.	53	Jake Rogers at Hawai'i.....	2008
	53	Sal Casola vs. Memphis.....	1973
9.	52	Ryan Coe at SMU.....	2022
	52	Alex Bales vs. Navy.....	2021
11.	51	Nathan Hawks at UCF.....	2024
	51	Andrew Gantz vs. Miami (Fla.).....	2015
	51	Steve Schultz vs. Miami (OH).....	1976
14.	50	Nathan Hawks at Miami (OH) .....	2024
	50	Cole Smith vs. Tulsa .....	2019
	50	Andrew Gantz at East Carolina.....	2015
	50	Jake Rogers vs. Rutgers .....	2008
	50	Eric Richards vs. Southern Miss.....	1997
	50	Phil Insalaco vs. Miami (OH) .....	1988

KICKOFF RETURN

1.	100	Jadon Thompson vs. ECU (TD).....	2022
	100	Darrin Williams vs. SEMO (TD).....	2009
	100	Mardy Gilyard at West Virginia (TD).....	2008
	100	Walter Heuck vs. Denison (TD) .....	1910
3.	99	Tre Tucker vs. Indiana (TD) .....	2021
	99	Mardy Gilyard at Pittsburgh (TD).....	2009
	99	Keith Jenkins vs. Houston (TD) .....	1975

PUNT RETURN

1.	98	Errol Prisby vs. North Texas State (TD).....	1963
2.	85	Dom Del Bene vs. Hardin-Simmons (TD).....	1951
3.	84	Joe Morrison vs. Marquette (TD).....	1956
4.	78	Tinker Keck vs. Louisville (TD).....	1997
	78	Tony Jackson vs. Dayton (TD).....	1967

PUNTS

1.	84	Mason Fletcher at SMU .....	2022
2.	78	Mike Connell vs. Louisiana-Lafayette.....	1976
3.	76	Pat O'Donnell vs. NC State .....	2011
4.	75	Clem Fennell at Louisville.....	1971
5.	72	James Smith at Temple.....	2018
	72	Doug Johnson vs. Memphis .....	1997
7.	69	Adam Wulfeck at Army.....	2001
8.	68	Jeff Blaylock at Tulsa .....	1993
9.	67	Mason Fletcher vs. Miami (Ohio).....	2022
	67	Shaun Burdick vs. Virginia Tech .....	1985
	67	Dave Ritchie at Houston.....	1959

INTERCEPTION RETURN

1.	96	Bob Del Rosa vs. Oklahoma State (TD).....	1958
2.	88	Joe Morrison vs. Dayton (TD).....	1956
3.	87	Joe Morrison vs. Wichita State (TD) .....	1956
4.	84	DeAngelo Smith vs. Rutgers (TD).....	2006
5.	83	Shawn Ferguson vs. Memphis (TD) .....	1998
	83	Art Sheffield vs. Indiana State (TD).....	1988
7.	80	Gene Gibson vs. Mississippi State (TD).....	1949
8.	79	Mike Mickens vs. South Florida (TD).....	2007
9.	78	Barry Maroney vs. Dayton (TD) .....	1956
10.	77	Greg Butler vs. Villanova (TD).....	1972

FUMBLE RETURN

1.	92	Deluan Gossett vs. Tulane (TD).....	1998
2.	82	Ivan Fields @ Memphis (TD).....	2000
3.	76	Deven Drane vs. Fordham (TD).....	2012
4.	75	John Viltro vs. Richmond (TD).....	1975
5.	54	Maalik Bomar vs. Akron (TD).....	2011
6.	53	Grant Coleman vs. Houston .....	2016
7.	43	Fran Callicott vs. North Texas (TD).....	2002
8.	39	Kevin McCullough vs. USF (TD).....	2006
9.	39	Antwan Peek @ Temple.....	2002
10.	32	Jim O'Connell @ Ohio (TD).....	1977

## OFFENSIVE RECORDS - RUSHING

RUSHING  
GAME RECORDS

## Rushing Attempts

1.	45	Steve Cowan vs. Ohio.....	1970
2.	41	DeMarco McCleskey vs. ECU.....	1998
3.	39	Lloyd Pate vs. Wichita State.....	1967
4.	37	Robert Cooper vs. Miami (OH).....	1999
5.	36	Robert Cooper vs. Memphis.....	1999
	36	Daryl Royal vs. Miami (OH).....	1996
	36	Reggie Taylor vs. Miami (OH).....	1986
	36	David Small vs. Toledo.....	1993
9.	35	Reggie Harrison at Ohio.....	1973
	35	DeMarco McCleskey vs. Houston.....	1998
	35	Michael Warren II at UCLA.....	2018

## Rushing Yards

1.	306	Bob Hynes vs. Case Western Reserve.....	1923
2.	282	Daryl Royal vs. Miami (OH).....	1996
3.	267	Clem Turner vs. Kansas State.....	1966
4.	266	Steve Cowan vs. Ohio.....	1970
5.	259	Reggie Taylor vs. Miami (OH).....	1986
6.	238	Richard Hall vs. Miami (OH).....	2004
7.	234	DeMarco McCleskey vs. ECU.....	1998
8.	233	David Small vs. Kent State.....	1992
9.	219	David Small vs. Middle Tennessee State.....	1991
10.	213	Isaiah Pead vs. Rutgers.....	2010

## Rushing Touchdowns

1.	6	Ike Stewart vs. Transylvania.....	1912
	6	Bob Heuck vs. Transylvania.....	1912
3.	4	six times, last by Jerome Ford vs. UCF.....	2021
		and Isaiah Pead vs. Rutgers.....	2010

## Three Backs with 100+ Yards in a Game

1970	vs. Xavier	Albert Johnson.....	130
		Dick James.....	119
		Steve Cowan.....	105

## Two Backs with 100+ Yards in a Game

2023	vs UCF	Corey Kiner.....	114
		Ryan Montgomery.....	113
	vs Baylor	Corey Kiner.....	129
		Myles Montgomery.....	103
	vs Miami (Ohio)	Ryan Montgomery.....	104
		Emory Jones.....	101
2018	vs. ECU	Charles McClelland.....	114
		Tavion Thomas.....	106
	vs. AAMU	Tavion Thomas.....	141
		Charles McClelland.....	121
2015	vs. UConn	Hosey Williams.....	140
		Mike Boone.....	117
2014	at Tulane	Rod Moore.....	124
		Mike Boone.....	113
2003	vs. ECU	Derrick Eddington.....	138
		Richard Hall.....	117
1991	at Kent State	Vince Powell.....	121
		David Small.....	118
1991	at Louisville	Vince Powell.....	140
		David Small.....	111
1985	at Louisville	Reggie Taylor.....	126
		Robert Williams.....	100
1977	vs. Tulsa	Gus Tucker.....	143
		Bob Massong.....	101
1966	vs. Kansas State	Clem Turner.....	267
		Tony Jackson.....	118
1964	vs. Tulsa	Brig Owens.....	163
		Al Nelson.....	106

RUSHING  
SEASON RECORDS

## Rushing Attempts

1.	315	DeMarco McCleskey.....	2002
2.	264	Reggie Taylor.....	1985
3.	261	Michael Warren II.....	2019
4.	256	Reggie Taylor.....	1986
5.	246	James Bettis.....	1981
6.	244	Michael Warren II.....	2018
7.	243	George Winn.....	2012
8.	239	Steve Cowan.....	1970
9.	237	Isaiah Pead.....	2011
10.	233	Allen Harvin.....	1978

## Rushing Yards (1,000+)

1.	1,361	DeMarco McCleskey.....	2002
2.	1,334	George Winn.....	2012
3.	1,329	Michael Warren II.....	2018
4.	1,325	Reggie Taylor.....	1986
5.	1,319	Jerome Ford.....	2021
6.	1,283	Allen Harvin.....	1978
7.	1,265	Michael Warren II.....	2019
8.	1,259	Isaiah Pead.....	2011
9.	1,245	Robert Cooper.....	1999
10.	1,226	James Bettis.....	1981
11.	1,197	Steve Cowan.....	1970
12.	1,179	David Small.....	1993
13.	1,161	Allen Harvin.....	1982
14.	1,112	Reggie Taylor.....	1985
15.	1,106	James Bettis.....	1980
16.	1,047	Corey Kiner.....	2023
17.	1,029	Isaiah Pead.....	2010
18.	1,021	Reggie Taylor.....	1984
19.	1,012	Richar Hall.....	2004
20.	1,004	David Small.....	1991

## Rushing Average (Minimum 50 Attempts)

1.	8.77	Dick Goist.....	1953
2.	7.70	Charles McClelland.....	2018
3.	7.62	Joe Miller.....	1953
4.	7.54	Jim Niemann.....	1954
5.	7.20	Mike Boone.....	2015
6.	7.05	Roger Stephens.....	1947
7.	6.70	Isaiah Pead.....	2010
8.	6.60	Isaiah Pead.....	2010
9.	6.48	Myles Montgomery.....	2023
10.	6.40	Mike Boone.....	2014
--	5.90	Corey Kiner (84-496).....	2024

## Rushing Touchdowns

1.	19	Jerome Ford.....	2021
	19	Michael Warren II.....	2018
3.	17	David Small.....	1993
4.	15	DeMarco McCleskey.....	2002
5.	14	Michael Warren II.....	2019
6.	13	George Winn.....	2012
	13	Al Nelson.....	1964
8.	12	Isaiah Pead.....	2011
9.	11	six times, last by DeMarco McCleskey.....	1998

## 100-Yard Games

1.	8	Reggie Taylor.....	1986
2.	7	Michael Warren II.....	2018 / 2019
	7	James Bettis.....	1981
	7	Allen Harvin.....	1978
5.	6	eight times, last by Corey Kiner.....	2023

## Consecutive 100-Yard Games

1.	5	Allen Harvin.....	1978
	5	James Bettis.....	1980
	5	Reggie Taylor.....	1986
	5	David Small.....	1993
5.	4	six times, last by Michael Warren II.....	2018

RUSHING  
CAREER RECORDS

## Rushing Attempts

1.	876	Reggie Taylor.....	1983-86
2.	777	DeMarco McCleskey.....	1998, 2000-02
3.	630	David Small.....	1991-93
4.	593	Allen Harvin.....	1978-82
5.	561	Robert Cooper.....	1996-99
6.	559	Michael Warren II.....	2017-19
7.	545	Isaiah Pead.....	2008-11
8.	533	James Bettis.....	1978-81
9.	502	Desmond Ridder.....	2018-21
10.	495	Al Johnson.....	1969-71

## Rushing Yards

1.	4,242	Reggie Taylor.....	1983-86
2.	3,487	DeMarco McCleskey.....	1998, 2000-02
3.	3,288	Isaiah Pead.....	2008-11
4.	2,998	Allen Harvin.....	1978-82
5.	2,963	David Small.....	1991-93
6.	2,918	Michael Warren II.....	2017-19
7.	2,786	Robert Cooper.....	1996-99
8.	2,498	James Bettis.....	1978-81
9.	2,250	Mike Boone.....	2014-17
10.	2,223	Al McKinney.....	1985-88
11.	2,197	Reggie Harrison.....	1971-73
12.	2,072	Tion Green.....	2012-16
13.	2,053	Richard Hall.....	2002-04
14.	2,033	Steve Cowan.....	1969-71
--	1,905	Corey Kiner.....	2022-present

## Rushing Average (Min. 150 Attempts)

1.	6.65	Roger Stephens.....	1946-48
2.	6.28	Jerome Ford.....	2020-21
3.	6.12	Charles McClelland.....	2018-22
4.	6.07	Dom Del Bene.....	1951-53
5.	6.00	Isaiah Pead.....	2008-11
6.	5.72	Joe Miller.....	1953-55
7.	5.60	Gerrid Doaks.....	2016-
8.	5.52	Bill Bailey.....	1963-65
9.	5.40	Mike Boone.....	2014-17
10.	5.34	Corey Kiner.....	2022-present
11.	5.33	George Winn.....	2009-12

## Rushing Touchdowns

1.	37	DeMarco McCleskey.....	1998, 2000-02
2.	34	Michael Warren II.....	2017-19
3.	31	David Small.....	1991-93
4.	28	Desmond Ridder.....	2018-21
5.	27	Jerome Ford.....	2020-21
	27	Isaiah Pead.....	2008-11
7.	25	Reggie Harrison.....	1971-73
8.	24	Mike Boone.....	2014-17
	24	Reggie Taylor.....	1983-86
10.	22	Bob Heuck.....	1910-12

## 300-Yard Games

1.	1	Bob Hynes.....	1923
----	---	----------------	------

## 200-Yard Games

1.	4	David Small.....	1991-93
2.	2	Robert Cooper.....	1999
3.	1	10 tied, last by Mike Boone (212).....	2014

## 100-Yard Games

1.	21	Reggie Taylor.....	1983-86
2.	14	Michael Warren II.....	2017-19
	14	DeMarco McCleskey.....	1998, 2000-02
	14	David Small.....	1991-93
5.	13	James Bettis.....	1978-81
6.	12	Allen Harvin.....	1978-82
7.	11	Isaiah Pead.....	2008-11
8.	9	Robert Cooper.....	1996-99
	9	Al McKinney.....	1985-88
9		Corey Kiner.....	2022-Present

## OFFENSIVE RECORDS - PASSING

PASSING  
GAME RECORDS

## Passing Attempts

1.	59	Deontey Kenner vs. Southern Miss.	1999
2.	57	Gunner Kiel at Miami (Fla.)	2014
3.	56	Hayden Moore at UConn	2016
	56	Greg Cook vs. Ohio	1968
5.	53	Hayden Moore at Memphis	2015
	53	Zach Collaros vs. USF	2010

## Passing Completions

1.	35	Deontey Kenner vs. Southern Miss.	1999
	35	Greg Cook vs. Ohio	1968
3.	33	Desmond Ridder at SMU	2018
4.	32	Tony Pike vs. Illinois	2009
5.	31	<b>Brendan Sorsby at Texas Tech</b>	<b>2024</b>
	31	Desmond Ridder at USF	2021
	31	Hayden Moore at Memphis	2015
	31	Gunner Kiel at Miami (Fla.)	2014
	31	Gino Guidugli vs. Army	2001
	31	Greg Cook vs. Miami (OH)	1968

## Passing Yards

1.	557	Hayden Moore at Memphis	2015
2.	554	Greg Cook vs. Ohio	1968
3.	523	Gunner Kiel at Houston	2015
4.	480	Zach Collaros vs. Connecticut	2009
5.	463	Zach Collaros vs. USF	2010
6.	436	Gunner Kiel vs. ECU	2014
7.	431	Ben Mauk vs. Syracuse	2007
8.	427	Gunner Kiel vs. Temple	2015
9.	426	<b>Brendan Sorsby at Texas Tech</b>	<b>2024</b>
10.	418	Gunner Kiel vs. Toledo	2014

## Passing Touchdowns

1.	6	Gunner Kiel vs. Toledo	2014
	6	Tony Pike vs. Illinois	2009
3.	5	Emory Jones vs. ECU	2023
	5	Gunner Kiel vs. UCF	2015
	5	Zach Collaros at Louisville	2010
	5	Gino Guidugli vs. Southern Miss.	2004
7.	4	26 times, last by <b>Brendan Sorsby at Texas Tech</b>	<b>2024</b>

## Pass Interceptions

1.	6	Mike Shoemaker vs. Xavier	1972
----	---	---------------------------	------

PASSING  
SEASON RECORDS

## Passing Attempts

1.	472	Gino Guidugli	2002
2.	425	Gino Guidugli	2003
3.	411	Greg Cook	1968
4.	390	Gunner Kiel	2014
5.	386	Ben Mauk	2007
6.	383	Zach Collaros	2010
7.	379	Deontey Kenner	1999
8.	369	Danny McCoin	1986
9.	360	Brendon Kay	2013
10.	350	Troy Bodine	1984

## Passing Completions

1.	258	Gino Guidugli	2002
2.	251	Desmond Ridder	2021
3.	247	Brendon Kay	2013
4.	237	Danny McCoin	1986
5.	235	Ben Mauk	2007
6.	233	Gunner Kiel	2014
7.	227	Gino Guidugli	2003
8.	225	Zach Collaros	2010
9.	219	Greg Cook	1968
10.	213	Ben Bryant	2022

PASSING  
SEASON RECORDS (CONT.)

## Passing Yards

1.	3,543	Gino Guidugli	2002
2.	3,334	Desmond Ridder	2021
3.	3,272	Greg Cook	1968
4.	3,254	Gunner Kiel	2014
5.	3,121	Brendon Kay	2013
	3,121	Ben Mauk	2007
7.	2,902	Zach Collaros	2010
8.	2,831	Danny McCoin	1986
9.	2,777	Gunner Kiel	2015
10.	2,731	Ben Bryant	2022
--	1,722	<b>Brendan Sorsby (current)</b>	<b>2024</b>

## Passing Completion Percentage (Min. 100 Att.)

1.	.750	Zach Collaros	2009
2.	.686	Brendon Kay	2013
3.	.662	<b>Brendan Sorsby (133-201, current)</b>	<b>2024</b>
4.	.652	Gunner Kiel	2015
5.	.649	Desmond Ridder	2021
6.	.642	Danny McCoin	1986
7.	.630	Brendon Kay	2012
8.	.626	Eric Vibberts	1994
9.	.624	Desmond Ridder	2018
	.624	Tony Pike	2009
11.	.614	Gino Guidugli	2004
	.614	Tony Pike	2008

## Passing Yards per Completion (Min. 50 Completions)

1.	18.74	Albert Johnson	1969
2.	16.22	Gene Rossi	1951
3.	15.59	Gene Rossi	1952
4.	15.42	Zach Collaros	2009
5.	15.07	Greg Cook	1967
6.	14.98	Mike Murphy	1954
7.	14.97	Tom O'Malley	1949
8.	14.94	Greg Cook	1968
9.	14.92	Brendon Kay	2012
10.	14.71	Gene Rossi	1950

## Passing Efficiency (Min. 100 Attempts)

1.	195.53	Zach Collaros	2009
2.	163.07	Brendon Kay	20123
3.	158.70	Desmond Ridder	2021
4.	156.50	<b>Brendan Sorsby (current)</b>	<b>2024</b>
5.	155.50	Brendon Kay	2013
6.	151.89	Gunner Kiel	2015
7.	151.85	Nick Davila	2006
8.	150.64	Ben Mauk	2007
9.	149.82	Tony Pike	2009
10.	149.74	Gene Rossi	1952
11.	149.39	Gunner Kiel	2014

## Passing Touchdowns

1.	31	Gunner Kiel	2014
	31	Ben Mauk	2007
3.	30	Desmond Ridder	2021
4.	29	Tony Pike	2009
5.	26	Zach Collaros	2010
	26	Gino Guidugli	2004
7.	25	Greg Cook	1968
8.	22	Brendon Kay	2013
	22	Gino Guidugli	2002
10.	21	Ben Bryant	2022

## Pass Interceptions

1.	21	Gino Guidugli	2002
2.	20	Troy Bodine	1984
3.	19	Eric Vibberts	1995
4.	17	Greg Cook	1968
5.	16	Lance Harp	1992

PASSING  
SEASON RECORDS (CONT.)

## Passing Touchdown-Interception Margin

1.	+23	Tony Pike	2009
2.	+22	Desmond Ridder	2021
	+22	Ben Mauk	2007
4.	+18	Gunner Kiel	2014
	+18	Gino Guidugli	2004

PASSING  
CAREER RECORDS

## Passing Attempts

1.	1,556	Gino Guidugli	2001-04
2.	1,304	Desmond Ridder	2018-21
3.	954	Hayden Moore	2015-18
4.	922	Deontey Kenner	1997-2000
5.	899	Danny McCoin	1984-87
6.	833	Gunner Kiel	2014-16
7.	788	Lance Harp	1991-93
8.	783	Zach Collaros	2008-11
9.	682	Tony Pike	2007-09
10.	658	Danny Barrett	1980-82

## Passing Completions

1.	880	Gino Guidugli	2001-04
2.	810	Desmond Ridder	2018-21
3.	545	Hayden Moore	2015-18
4.	544	Danny McCoin	1984-87
5.	505	Gunner Kiel	2014-16
6.	498	Deontey Kenner	1997-2000
7.	485	Zach Collaros	2008-11
8.	421	Tony Pike	2007-09
9.	397	Lance Harp	1991-93
10.	388	Dustin Grutza	2005-08

## Completion Percentage (Min. 200 Att.)

1.	.662	<b>Brendan Sorsby (current)</b>	<b>2024</b>
2.	.654	Brendon Kay	2009-13
3.	.624	Zach Collaros	2008-10
4.	.621	Desmond Ridder	2018-21
5.	.617	Tony Pike	2007-09
6.	.615	Ben Bryant	2018-20, 2022
7.	.612	Emory Jones	2023
8.	.609	Ben Mauk	2007
9.	.606	Gunner Kiel	2014-16
10.	.605	Danny McCoin	1984-87
11.	.601	Dustin Grutza	2005-08

## Passing Yards

1.	11,453	Gino Guidugli	2001-04
2.	10,239	Desmond Ridder	2018-21
3.	6,835	Gunner Kiel	2014-16
4.	6,801	Danny McCoin	1984-87
5.	6,518	Hayden Moore	2015-18
6.	6,278	Zach Collaros	2008-11
	6,278	Deontey Kenner	1997-2000
8.	5,018	Tony Pike	2007-09
9.	4,906	Greg Cook	1966-68
10.	4,803	Lance Harp	1991-93

## Passing Yards Per Completion (Min. 100 Comp.)

1.	16.18	Mike Murphy	1953-55
2.	15.86	Albert Johnson	1969-71
3.	15.58	Gene Rossi	1949-52
4.	14.78	Greg Cook	1966-68
5.	14.38	Tom O'Malley	1947-49
6.	14.33	Brig Owens	1963-64
7.	13.84	Tony Kapetanias	1977-79
8.	13.82	Chad Plummer	1995-98
9.	13.59	Zach Collaros	2008-10
10.	13.53	Gunner Kiel	2014-16

# OFFENSIVE RECORDS - PASSING & RECEIVING

## PASSING

### CAREER RECORDS (CONT.)

#### Touchdown Passes

1.	87	Desmond Ridder	2018-21
2.	78	Gino Guidugli	2001-04
3.	56	Gunner Kiel	2014-16
4.	51	Zach Collaros	2008-10
5.	49	Tony Pike	2007-09
6.	42	Hayden Moore	2015-18
7.	39	Danny McCain	1984-87
8.	37	Gene Rossi	1949-52
9.	34	Greg Cook	1966-68
10.	32	Brendon Kay	2009-13

#### Pass Interceptions

1.	48	Gino Guidugli	2001-04
2.	37	Deontey Kenner	1997-2000
	37	Danny Barrett	1979-82
4.	35	Greg Cook	1966-68
5.	34	Gene Rossi	1949-52
	34	Tony Kapetanis	1977-79
7.	33	Lance Harp	1991-93
8.	28	Desmond Ridder	2018-21
	28	Hayden Moore	2015-18
	28	Troy Bodine	1983-84
	28	Henry Miller	1973-76

#### Passing Touchdown-Interception Margin

1.	+59	Desmond Ridder	2018-21
2.	+30	Gino Guidugli	2001-04
	+30	Gunner Kiel	2014-16
4.	+29	Tony Pike	2007-09
5.	+22	Ben Mauk	2007
6.	+20	Zach Collaros	2008-10

#### Consecutive 250+ Yard Passing Games

1.	8	Greg Cook	1968
2.	7	Brendon Kay	2013

## RECEIVING

### GAME RECORDS

#### Receptions

1.	15	Shaq Washington at ECU	2015
2.	13	Tom Rossley vs. Wichita State	1968
	13	Jon Olinger vs. Miami (OH)	2002
4.	12	8 times, last by Xzavier Henderson vs. Miami (OH)	2023

#### Receiving Yards

1.	254	Tom Rossley vs. Louisville	1968
2.	240	Jon Olinger vs. Miami (OH)	2002
3.	221	Chris Moore at Ohio State	2014
	212	Jim O'Brien vs. Ohio	1968
4.	210	Marcus Barnett vs. West Virginia	2007
5.	203	Kahlil Lewis vs. ECU	2018
6.	196	Jim O'Brien vs. Tampa	1968

#### Receiving Touchdowns

1.	3	Tyler Scott vs. Indiana	2022
	3	Kahlil Lewis vs. ECU	2016
	3	Chris Moore at Ohio State	2014
	3	Armon Binns at Louisville	2010
	3	Marcus Barnett vs. Syracuse	2007
	3	Hannibal Thomas vs. Southern Miss.	2004
	3	Jon Olinger at ECU	2002
	3	Deno Foster at Louisville	1983
	3	Jim O'Brien vs. Tampa	1968

## RECEIVING

### SEASON RECORDS

#### Receptions

1.	90	Shaq Washington	2015
2.	87	Mardy Gilyard	2009
3.	84	Dominick Goodman	2008
4.	81	Mardy Gilyard	2008
5.	80	Tom Rossley	1968*
6.	75	Armon Binns	2010
	75	Shaq Washington	2013
8.	73	LaDaris Vann	2001
9.	71	LaDaris Vann	2002
10.	68	Dominick Goodman	2007

\*-10 game season

#### Receiving Yards

1.	1,276	Mardy Gilyard	2008
2.	1,191	Mardy Gilyard	2009
3.	1,114	Jon Olinger	2002
4.	1,107	Jim O'Brien	1968*
5.	1,101	Armon Binns	2010
6.	1,072	Tom Rossley	1968*
7.	1,028	Dominick Goodman	2008
	1,028	Hannibal Thomas	2004
9.	982	Shaq Washington	2015
	908	Anthony McClung	2013

\*-10 game season

#### Yards Per Reception (Min. 20 Rec.)

1.	25.16	Jim O'Brien	1968*
2.	22.40	Chris Moore	2014
3.	21.80	Chris Moore	2015
4.	21.75	Jason Stargel	1985
5.	21.25	Jason Stargel	1983
6.	21.04	Jim O'Brien	1969
7.	20.62	Jon Olinger	2002
8.	19.67	Aaron Hagans	1979
9.	19.48	Anthony Ladd	1996
10.	19.46	Robert Tate	1995

\*-10 game season

## RECEIVING

### SEASON RECORDS (CONT.)

#### Touchdown Receptions

1.	13	Marcus Barnett	2007
2.	12	Jim O'Brien	1968*
3.	11	Armon Binns	2009
	11	Mardy Gilyard	2009
	11	Mardy Gilyard	2008
6.	10	Armon Binns	2010
7.	9	Tyler Scott	2022
	9	Kahlil Lewis	2018
	9	Chris Moore	2013
	9	Hannibal Thomas	2004
	9	Jim Kelly	1950

\*-10 game season

## RECEIVING

### CAREER RECORDS

#### Receptions

1.	240	Shaq Washington	2010-15
2.	204	Mardy Gilyard	2005; 2007-09
	204	Dominick Goodman	2005-08
	204	LaDaris Vann	1999-2002
5.	168	Kahlil Lewis	2015-18
6.	159	DJ Woods	2008-11
7.	138	Armon Binns	2007-10
8.	135	Tye Keith	1999-2002
9.	127	Marcus Barnett	2007-10
10.	125	Marlon Pearce	1990-92

#### Receiving Yards

1.	3,003	Mardy Gilyard	2005; 2007-09
2.	2,563	Shaq Washington	2010-15
3.	2,512	Dominick Goodman	2005-08
4.	2,483	LaDaris Vann	1999-2002
5.	2,301	Chris Moore	2012-15
6.	2,285	Jim O'Brien	1967-69
7.	2,156	D.J. Woods	2008-11
8.	2,116	Kahlil Lewis	2018
9.	2,096	Marlon Pearce	1990-92
10.	2,088	Jason Stargel	1982-86

#### Yards Per Reception (Min. 50 Rec.)

1.	21.9	Jim O'Brien	1967-69
2.	19.7	Mekale McKay	2013-15
	19.7	Jason Stargel	1982-86
4.	19.3	Chris Moore	2012-15
5.	18.7	Jon Olinger	1999-2002
6.	18.4	Glen Dillhoff	1951-54
7.	18.1	Denny Jackson	1968-69
8.	17.5	Alec Pierce	2018-21
9.	17.1	Deno Foster	1981-84
10.	16.9	Dick Jarvis	1950-51

#### Touchdown Receptions

1.	26	Chris Moore	2012-15
2.	25	Mardy Gilyard	2005; 2007-09
3.	22	Dominick Goodman	2005-08
4.	21	Kahlil Lewis	2015-18
	21	Armon Binns	2007-10
	21	Jim O'Brien	1967-69

#### Consecutive Games With A Reception

1.	46	LaDaris Vann	1999-2002
2.	39	Shaq Washington	2010-15
3.	33	Jason Stargel	1982-86
4.	32	Dominick Goodman	2005-08
5.	27	Tye Keith	2000-02
	26	Jon Olinger	2001-02



# OFFENSIVE RECORDS - ALL-PURPOSE & SCORING

## ALL-PURPOSE YARDS (Rushing, Receiving and Returns) GAME RECORDS

### Game

1.	381	Mardy Gilyard at Pittsburgh.....	2009
2.	365	Mardy Gilyard at Oklahoma.....	2008
3.	333	Robert Tate at Kansas.....	1995
4.	316	Robert Tate vs. Toledo.....	1995
5.	306	Bob Hynes vs. Case-Western Reserve.....	1923
6.	303	Mardy Gilyard vs. Connecticut.....	2009
7.	294	Clem Turner vs. Kansas State.....	1966
8.	291	D.J. Woods vs. Rutgers.....	2010
	288	Reggie Taylor vs. Miami (OH).....	1986
10.	283	D.J. Woods, vs. Oklahoma.....	2010
	283	LaDaris Vann at ECU.....	1999

### Season

1.	2,690	Mardy Gilyard.....	2009
2.	2,280	Mardy Gilyard.....	2008
3.	1,859	D.J. Woods.....	2010
4.	1,729	DeMarco McCleskey.....	2002
5.	1,685	Robert Tate.....	1995
6.	1,652	Isaiah Pead.....	2011
7.	1,643	Reggie Taylor.....	1986
8.	1,572	Roger Stephens.....	1947
9.	1,561	Kahlil Lewis.....	2018
10.	1,539	Jerome Ford.....	2021

### Career

1.	5,945	Mardy Gilyard.....	2005-09
2.	5,322	Reggie Taylor.....	1983-86
3.	4,113	DeMarco McCleskey.....	1998, 2000-02
4.	4,104	Isaiah Pead.....	2008-11
5.	4,036	Al McKinney.....	1985-88
6.	3,799	Michael Warren II.....	2017-19
7.	3,738	Dominick Goodman.....	2005-08
8.	3,663	Allen Harvin.....	1978-82
9.	3,542	Robert Cooper.....	1996-99
10.	3,405	DJ Woods.....	2008-11

## TOTAL OFFENSE (Passing and Rushing) GAME RECORDS

### Total Plays

1.	67	Desmond Ridder at SMU.....	2018
2.	65	Zach Collaros vs. Connecticut.....	2010
3.	64	Ben Mauk vs. Southern Miss.....	2007
	64	Greg Cook vs. Ohio.....	1968
5.	63	Zach Collaros vs. USF.....	2010
6.	62	Deontey Kenner at Southern Miss.....	1999
7.	60	Deontey Kenner at Ohio State.....	1999
8.	59	Gino Guidugli vs. UAB.....	2004
9.	58	Gino Guidugli vs. Ohio State.....	2002
	58	Deontey Kenner vs. Troy.....	1999

### Total Yards

1.	564	Hayden Moore at Memphis.....	2015
2.	555	Zach Collaros vs. Connecticut.....	2009
3.	525	Greg Cook vs. Ohio.....	1968
4.	490	Zach Collaros vs. USF.....	2010
5.	478	Brendan Sorsby at Texas Tech.....	2024
6.	436	Ben Mauk vs. Syracuse.....	2007
7.	426	Deontey Kenner at Southern Miss.....	1999
8.	410	Zach Collaros at USF.....	2011
9.	412	Bob Hynes vs. Case-Western Reserve.....	1923
10.	407	Deontey Kenner at Ohio State.....	1999

## ALL-PURPOSE YARDS (Rushing, Receiving and Returns) SEASON RECORDS

### Total Plays

1.	541	Gino Guidugli.....	2002
2.	507	Greg Cook.....	1968
3.	504	Zach Collaros.....	2011
4.	501	Gino Guidugli.....	2003
5.	497	Desmond Ridder.....	2021
6.	486	Ben Mauk.....	2007
7.	477	Emory Jones.....	2023
8.	469	Desmond Ridder.....	2019
9.	460	Desmond Ridder.....	2018
10.	453	Gunner Kiel.....	2014

### Total Yards

1.	3,699	Desmond Ridder.....	2021
2.	3,570	Gino Guidugli.....	2002
3.	3,498	Ben Mauk.....	2008
4.	3,396	Gunner Kiel.....	2014
5.	3,210	Greg Cook.....	1968
6.	3,104	Zach Collaros.....	2011
7.	3,028	Desmond Ridder.....	2018
8.	2,874	Hayden Moore.....	2017
9.	2,870	Gino Guidugli.....	2003
10.	2,814	Desmond Ridder.....	2019

## ALL-PURPOSE YARDS (Rushing, Receiving and Returns) CAREER RECORDS

### Total Plays

1.	1,806	Desmond Ridder.....	2018-21
2.	1,791	Gino Guidugli.....	2001-04
3.	1,179	Hayden Moore.....	2015-18
4.	1,091	Danny McCoin.....	1984-87
5.	1,051	Zach Collaros.....	2008-11
6.	1,035	Deontey Kenner.....	1997-2000
7.	955	Lance Harp.....	1991-93
8.	935	Gunner Kiel.....	2014-16
9.	892	Danny Barrett.....	1979-82
10.	869	Dustin Grutza.....	2005-08

### Total Yards

1.	12,418	Desmond Ridder.....	2018-21
2.	11,661	Gino Guidugli.....	2001-04
3.	7,000	Gunner Kiel.....	2014-16
4.	7,087	Zach Collaros.....	2008-11
5.	7,021	Hayden Moore.....	2015-18
6.	6,558	Deontey Kenner.....	1997-2000
7.	6,210	Danny McCoin.....	1984-87
8.	5,018	Tony Pike.....	2007-09
9.	4,909	Lance Harp.....	1991-93
10.	4,760	Greg Cook.....	1965-68

## TOUCHDOWNS GAME RECORDS

### Touchdowns

1.	8	Ike Stewart vs. Transylvania.....	1912
2.	6	Bob Heuck vs. Transylvania.....	1912
3.	5	Isaiah Pead vs. Rutgers.....	2010
4.	4	Jerome Ford vs. UCF.....	2021
	4	Michael Warren II vs. USF.....	2018
	4	DeMarco McCleskey at Arkansas State.....	1998
	4	DeMarco McCleskey vs. Houston.....	1998
	4	David Small vs. Houston.....	1993
	4	David Small vs. Kent State.....	1993

## TOUCHDOWNS SEASON RECORDS

### Touchdowns

1.	20	Jerome Ford.....	2021
	20	Michael Warren II.....	2018
3.	17	DeMarco McCleskey.....	2002
	17	David Small.....	1993
5.	16	Michael Warren II.....	2019
6.	15	Isaiah Pead.....	2011
	15	Ed Kovac.....	1959
8.	14	Marcus Barnett.....	2007
9.	13	George Winn.....	2012
	13	Mardy Gilyard.....	2009
	13	Mardy Gilyard.....	2008
	13	Al Nelson.....	1964

## TOUCHDOWNS CAREER RECORDS

### Touchdowns

1.	41	DeMarco McCleskey.....	1998, 2000-02
2.	37	Michael Warren II.....	2017-19
3.	33	David Small.....	1991-93
4.	27	Reggie Harrison.....	1971-73
5.	33	Isaiah Pead.....	2008-11
6.	31	Mardy Gilyard.....	2005-09
7.	28	Desmond Ridder.....	2018-21
8.	27	Jerome Ford.....	2020-21
9.	26	Chris Moore.....	2012-15
	26	Reggie Taylor.....	1983-86
	26	Bob Heuck.....	1910-12

## POINTS GAME RECORDS

### Total Points

1.	51	Ike Stewart vs. Transylvania.....	1912
2.	36	Bob Heuck vs. Transylvania.....	1912
3.	25	Jim O'Brien vs. Louisville.....	1968

## POINTS SEASON RECORDS

### Total Points

1.	142	Jim O'Brien.....	1968
2.	120	Jerome Ford.....	2021
	120	Michael Warren II.....	2018
4.	112	Andrew Gantz.....	2015
5.	104	Jonathan Ruffin.....	2000
6.	102	Tony Miliano.....	2012
	102	Jacob Rogers.....	2009
	102	DeMarco McCleskey.....	2002
	102	David Small.....	1993
10.	101	Ryan Coe.....	2022
	101	Jonathan Ruffin.....	2002

## POINTS CAREER RECORDS

### Total Points

1.	339	Jacob Rogers.....	2007-10
2.	315	Jonathan Ruffin.....	1999-2002
3.	248	DeMarco McCleskey.....	1998, 2000-02
4.	247	Jim O'Brien.....	1967-69
5.	226	Andrew Gantz.....	2014-17
6.	222	Michael Warren II.....	2017-19
	203	Steve Schultz.....	1976-79
8.	202	Eric Richards.....	1994-97
9.	200	Tony Miliano.....	2011-14
10.	198	Isaiah Pead.....	2008-11
	198	David Small.....	1991-93

## SPECIAL TEAMS RECORDS - KICKING

## KICKING

## GAME RECORDS

## Extra Points Made

1.	12	Alonzo Weiss vs. Transylvania.....	1912
2.	9	Carter Brown vs. EKU.....	2023
	9	Ryan Coe vs. Kennesaw State.....	2022
	9	Cole Smith vs. Alabama A&M.....	2018
	9	Jacob Rogers vs. Rutgers.....	2010
	9	Steve Schultz vs. Louisiana-Monroe .....	1977
7.	8	Cole Smith vs. UCF.....	2021
	8	Cole Smith vs. ECU.....	2018

## Field Goals Made

1.	5	Ryan Coe at SMU.....	2022
	4	10 times, last by Andrew Gantz at Memphis.....	2015

## KICKING

## SEASON RECORDS

## Extra Points Made

1.	63	Jacob Rogers.....	2009
2.	54	Cole Smith.....	2018
3.	52	Andrew Gantz.....	2014
4.	51	Sam Crosa.....	2019
	51	Tony Miliano.....	2012
	51	Jacob Rogers.....	2007
7.	49	Andrew Gantz.....	2015
8.	47	Tony Miliano.....	2011
9.	44	Ryan Coe.....	2022
	44	Jonathan Ruffin.....	2002

## Extra Points Attempted

1.	68	Jacob Rogers.....	2009
2.	56	Cole Smith.....	2018
3.	54	Andrew Gantz.....	2014
	54	Jacob Rogers.....	2007
5.	53	Tony Miliano.....	2012
6.	51	Sam Crosa.....	2019
7.	50	Andrew Gantz.....	2015
	50	Tony Miliano.....	2011
9.	46	Jonathan Ruffin.....	2002
10.	44	Ryan Coe.....	2022

## Extra Point Percentage (min. 20 att.)

1.	1.000	11 times, last by Carter Brown (30-of-30).....	2023
----	-------	--	------

## Field Goals Made

1.	26	Jonathan Ruffin.....	2000
2.	21	Andrew Gantz.....	2015
3.	19	Ryan Coe.....	2022
	19	Jonathan Ruffin.....	2002
5.	18	Kevin Lovell.....	2006
6.	17	Tony Miliano.....	2012
	17	Tony Miliano.....	2011
	17	Tom Dallen.....	1993
9.	16	Andrew Gantz.....	2014
	16	Jacob Rogers.....	2008
	16	Eric Richards.....	1995

## Field Goals Attempted

1.	29	Jonathan Ruffin.....	2000
2.	28	Steve Schultz.....	1976
3.	27	Andrew Gantz.....	2015
	25	Tony Miliano.....	2011
	25	Jim O'Brien.....	1968
6.	24	Eric Richards.....	1995
7.	23	Ryan Coe.....	2022
	23	Jake Rogers.....	2008
	23	Kevin Lovell.....	2006
10.	22	Tony Miliano.....	2012
	22	Jonathan Ruffin.....	2002
	22	Tom Dallen.....	1993
	22	Dan Shepherd.....	1975

## KICKING

## SEASON RECORDS (CONT.)

## Field Goal Percentage

1.	.909	Chris Manfredini (10-of-11).....	2003
2.	.897	Jonathan Ruffin (26-of-29).....	2000
3.	.864	Jonathan Ruffin (19-of-22).....	2002
4.	.826	Ryan Coe (19-of-23).....	2022
5.	.800	Andrew Gantz (16-of-20).....	2014

## Consecutive Games with a Field Goal

1.	11	Jonathan Ruffin.....	2000
2.	10	David Rowe.....	1991
3.	8	Andrew Gantz.....	2015
	8	Jonathan Ruffin.....	2002

## Points Scored By Kicking

1.	112	Andrew Gantz.....	2015
	104	Jonathan Ruffin.....	2000
3.	102	Tony Miliano.....	2012
	102	Jacob Rogers.....	2009
5.	101	Ryan Coe.....	2022
	101	Jonathan Ruffin.....	2002
6.	100	Andrew Gantz.....	2014

## KICKING

## CAREER RECORDS

## Extra Points Made

1.	186	Jacob Rogers.....	2007-10
2.	136	Cole Smith.....	2018-21
3.	129	Jonathan Ruffin.....	1999-2002
4.	109	Andrew Gantz.....	2014-17
5.	98	Tony Miliano.....	2011-14
	98	Steve Schultz.....	1976-79
7.	85	Kevin Lovell.....	2004-06
8.	79	Eric Richards.....	1994-97
9.	76	Phil Insalaco.....	1986-88
10.	61	Jim O'Brien.....	1967-69

## Extra Points Attempted

1.	195	Jacob Rogers.....	2007-10
2.	141	Cole Smith.....	2018-21
3.	134	Jonathan Ruffin.....	1999-2002
4.	113	Andrew Gantz.....	2014-17
5.	103	Tony Miliano.....	2011-14
	103	Steve Schultz.....	1976-79
7.	86	Kevin Lovell.....	2004-06
8.	81	Eric Richards.....	1994-97
9.	79	Phil Insalaco.....	1986-88
10.	68	Jim O'Brien.....	1967-69

## Extra Point Percentage (Min. 30 Att.)

1.	1.000	Carter Brown (38-of-38).....	2023-present
	1.000	Ryan Coe (44-of-44).....	2022
	1.000	Sam Crosa (51-of-51).....	2019
4.	.988	Kevin Lovell (85-of-86).....	2004-06
5.	.978	Eric Richards (89-of-91).....	1994-97
6.	.974	Mike Morton (37-of-38).....	1983-84

## Consecutive Extra Points Made

1.	82	Kevin Lovell.....	2004-06
2.	78	Andrew Gantz.....	2014-15
	65	Jonathan Ruffin.....	2000-2002
4.	64	Jacob Rogers.....	2008-09
5.	63	Eric Richards.....	1994-97
6.	51	Sam Crosa.....	2019
7.	44	Ryan Coe.....	2022
8.	38	Carter Brown (current streak).....	2023-present
	38	Phil Insalaco.....	1986-88
10.	37	Jacob Rogers.....	2007

## KICKING

## CAREER RECORDS (CONT.)

## Field Goals Made

1.	62	Jonathan Ruffin.....	1999-2002
2.	51	Jacob Rogers.....	2007-10
3.	41	Eric Richards.....	1994-97
4.	39	Andrew Gantz.....	2014-17
5.	35	Steve Schultz.....	1976-79
6.	34	Tony Miliano.....	2011-14
7.	33	Kevin Lovell.....	2004-06
8.	28	Phil Insalaco.....	1986-88
9.	25	Dan Shepherd.....	1973-75
10.	23	Tom Dallen.....	1993-94

## Field Goals Attempted

1.	79	Jonathan Ruffin.....	1999-2002
2.	75	Jacob Rogers.....	2007-10
3.	68	Steve Schultz.....	1976-79
4.	62	Eric Richards.....	1994-97
5.	49	Andrew Gantz.....	2014-17
6.	47	Tony Miliano.....	2011-14
	47	Kevin Lovell.....	2004-06
8.	44	Jim O'Brien.....	1967-69
9.	41	Phil Insalaco.....	1986-88
	41	Sal Casola.....	1972-73

## Field Goal Percentage (min. 20 attempts)

1.	.826	Ryan Coe (19-of-23).....	2022
2.	.785	Jonathan Ruffin (62-of-79).....	1999-2002
3.	.780	Andrew Gantz (39-of-50).....	2014-17
4.	.750	Carter Brown (18-of-24).....	2023-present
5.	.731	David Rowe (19-of-26).....	1990-91
6.	.723	Tony Miliano (34-of-47).....	2011-14
7.	.714	Dan Shepherd (25-of-35).....	1973-75
8.	.702	Kevin Lovell (33-of-47).....	2004-06
9.	.683	Phil Insalaco (28-of-41).....	1986-88
10.	.680	Jacob Rogers (51-of-75).....	2007-10
11.	.677	Jim Fogler (21-of-31).....	1981-83

## Consecutive Field Goals Made

1.	13	Jake Rogers.....	2007-08
	13	Jonathan Ruffin.....	2002
3.	12	Andrew Gantz.....	2012
	12	Jonathan Ruffin.....	2000
5.	11	Kevin Lovell.....	2006
6.	10	Ryan Coe.....	2022
7.	8	Jonathan Ruffin.....	2001
	8	Eric Richards.....	1997
9.	7	Jonathan Ruffin.....	2000
	7	Phil Insalaco.....	1987
	7	Kevin Lovell.....	2005-06

## Points Scored By Kicking

1.	339	Jacob Rogers.....	2007-10
2.	315	Jonathan Ruffin.....	1999-2002
3.	224	Andrew Gantz.....	2014-17
4.	203	Steve Schultz.....	1976-79
5.	202	Eric Richards.....	1994-97
6.	200	Tony Miliano.....	2011-14
7.	193	Cole Smith.....	2018-21
8.	184	Kevin Lovell.....	2004-06
9.	160	Phil Insalaco.....	1986-88
10.	121	Jim O'Brien.....	1967-69

## Consecutive Games Scored In

1.	47	Jonathan Ruffin.....	1999-2002
2.	37	Jacob Rogers.....	2007-10
3.	28	Andrew Gantz.....	2014-15
4.	26	Tony Miliano.....	2011-2012
5.	24	Jim O'Brien.....	1968-69

# SPECIAL TEAMS RECORDS - PUNTING & RETURNS

## PUNTING GAME RECORDS

### Punts

1.	13	Phil Peckich at Pittsburgh.....	1981
2.	12	four times, last by Steve Smith at Louisville.....	1996

### Punting Yards

1.	510	Steve Smith at Louisville.....	1996
2.	502	Mike Connell vs. Arizona State.....	1976
3.	460	Clem Fennell at North Texas State.....	1970
4.	456	Doug Johnson at Boston College.....	1997
5.	452	Steve Smith at Virginia Tech.....	1995

### Punting Average

1.	65.0	Mason Fletcher at SMU (3 punts).....	2022
2.	59.7	Pat O'Donnell vs NC State (3 punts).....	2011
	59.7	Kevin Huber vs. Marshall (3 punts).....	2007
4.	57.5	John Lloyd vs. USF (2 punts).....	2013
	55.0	John Lloyd vs. Temple (2 punts).....	2012

## PUNTING SEASON RECORDS

### Punts

1.	80	Phil Peckich.....	1981
2.	77	Jeff West.....	1974
3.	73	Jeff Jones.....	1990
4.	72	James Smith.....	2019
	72	Mike Connell.....	1976
5.	71	Clem Fennell.....	1972

### Punting Yards

1.	3,192	Jeff West.....	1974
2.	3,155	Phil Peckich.....	1981
3.	3,095	Mike Connell.....	1976
	3,053	James Smith.....	2019
4.	2,913	Mason Fletcher.....	2022
5.	2,821	Jeff Jones.....	1990

### Punting Average (Min. 25 Punts)

1.	46.90	Kevin Huber.....	2007
2.	46.60	James Smith.....	2018
3.	46.30	Sam Geraci.....	2015
4.	46.23	Mason Fletcher.....	2022
5.	45.00	Kevin Huber.....	2008
--	46.06	Mason Fletcher (current, 17 attempts).....	2024

## PUNTING CAREER RECORDS

### Punts

1.	241	Chet Ervin.....	2002-05
2.	236	Jeff Blaylock.....	1991-94
3.	235	James Smith.....	2017-20
	235	Shaun Burdick.....	1983-86
5.	216	Jeff Jones.....	1987-90

### Punting Yards

1.	10,245	James Smith.....	2017-20
2.	9,446	Chet Ervin.....	2002-05
3.	9,244	Shaun Burdick.....	1983-86
4.	9,008	Adam Wulfeck.....	1998-2001
5.	8,711	Jeff Blaylock.....	1991-94

### Punting Average (Min. 50 Punts)

1.	45.47	Kevin Huber.....	2005-08
2.	44.48	Mason Fletcher.....	2021-present
3.	43.60	James Smith.....	2017-20
4.	42.60	Pat O'Donnell.....	2010-12
5.	42.51	Mike Connell.....	1974-77

## RETURNS GAME RECORDS

### Kickoff Returns

1.	8	Mardy Gilyard at Pittsburgh.....	2009
	8	LaDaris Vann vs. ECU.....	1999
3	7	Three Tied	

### Kickoff Return Yards

1.	256	Mardy Gilyard at Pittsburgh.....	2009
2.	246	Mardy Gilyard at Oklahoma.....	2008
3.	218	Roger Stephens vs. Dayton.....	1947
4.	207	Mardy Gilyard vs. Florida.....	2010
5.	192	Keith Jenkins vs. Houston.....	1975

### Kickoff Returns For Touchdowns

1.	1	Accomplished 23 times; last by Thompson vs ECU (2022)	
----	---	---	--

### Punt Returns

1.	7	three times, last by Mike Daniels vs. WCU.....	2005
----	---	--	------

### Punt Return Yards

1.	161	Gene Gibson vs. Ohio.....	1949
2.	122	Tinker Keck vs. Louisville.....	1997
3.	103	Gene Gibson vs. Western Michigan.....	1949
4.	98	Errol Prisky vs. North Texas State.....	1963
5.	97	Tinker Keck vs. Miami (OH).....	1997

### Punt Return Touchdowns

1.	2	Tinker Keck vs. Louisville.....	1997
	2	Gene Gibson vs. Ohio.....	1949

## RETURNS SEASON RECORDS

### Kickoff Returns

1.	42	Mardy Gilyard.....	2009
2.	39	Ralph David Abernathy IV.....	2011
3.	36	Mardy Gilyard.....	2008
4.	33	Donald McKnight.....	1998
5.	32	Ralph David Abernathy IV.....	2012

### Kickoff Return Yards

1.	1,281	Mardy Gilyard.....	2009
2.	1,034	Ralph David Abernathy IV.....	2011
3.	994	Mardy Gilyard.....	2008
4.	801	Ralph David Abernathy IV.....	2012
5.	652	Russell Cooper.....	1980

### Kickoff Return Average (Min. 1.5 KOR/G)

1.	34.33	Robert Tate.....	1995
2.	31.50	Chris Hewitt.....	1993
3.	30.50	Mardy Gilyard.....	2009
4.	29.13	Keith Jenkins.....	1975
5.	27.73	Tom Marvaso.....	1974

### Kickoff Returns For Touchdowns

1.	2	Mardy Gilyard.....	2008
----	---	--------------------	------

### Punt Returns

1.	38	Tinker Keck.....	1997
	38	Charley Bland.....	1973
3.	37	Tom Marvaso.....	1975
4.	36	Tye Keith.....	2002
5.	35	LaDaris Vann.....	2001

### Punt Return Yards

1.	577	Tinker Keck.....	1997
2.	438	Gene Gibson.....	1949
3.	342	Tom Marvaso.....	1974
4.	322	Gene Gibson.....	1950
5.	302	Charley Bland.....	1973

## RETURNS SEASON RECORDS (CONT.)

### Punt Return Average (Min. 10 Returns)

1.	20.86	Gene Gibson.....	1949
2.	20.12	Gene Gibson.....	1950
3.	19.82	Jack Delaney.....	1951
4.	17.36	Billy Hunter.....	1972
5.	16.23	Dom Del Bene.....	1951

### Punt Return Touchdowns

1.	4	Tinker Keck.....	1997
2.	3	Gene Gibson.....	1949

## RETURNS CAREER RECORDS

### Kickoff Returns

1.	93	Mardy Gilyard.....	2005-09
2.	87	Ralph David Abernathy IV.....	2011-14
3.	67	Tre Tucker.....	2019-22
4.	62	Brian Jenkins.....	1990-93
5.	55	Dominick Goodman.....	2005-07

### Kickoff Returns Yards

1.	2,657	Mardy Gilyard.....	2005-09
2.	2,186	Ralph David Abernathy IV.....	2011-14
3.	1,670	Tre Tucker.....	2019-22
4.	1,506	Brian Jenkins.....	1990-93
5.	1,199	Dominick Goodman.....	2005-07

### Kickoff Returns Average (Min. 25 KOR)

1.	28.60	Mardy Gilyard.....	2005-09
2.	28.54	Chris Hewitt.....	1993-95
3.	26.41	Robert Tate.....	1993-95
4.	25.10	Ralph David Abernathy IV.....	2011-14
5.	24.93	Tre Tucker.....	2019-22

### Kickoff Returns For Touchdowns

1.	4	Mardy Gilyard.....	2005-09
2.	2	Tre Tucker.....	2019-22
	2	Mel Riggins.....	1970-71

### Punt Returns

1.	73	Robert Tate.....	1993-96
	73	Tom Marvaso.....	1974-75
3.	71	Ryan Montgomery.....	2019-23
4.	68	Tinker Keck.....	1997-99
5.	60	Lamont Patterson.....	1979-82

### Punt Return Yards

1.	804	Tinker Keck.....	1997-99
2.	760	Gene Gibson.....	1949-50
3.	688	Ryan Montgomery.....	2019-23
4.	637	Robert Tate.....	1993-96
5.	575	Tom Marvaso.....	1974-75

### Punt Return Average

1.	20.54	Gene Gibson.....	1949-50
2.	14.33	Jack Delaney.....	1950-52
3.	11.82	Tinker Keck.....	1997-99
4.	11.80	Mardy Gilyard.....	2005-09
5.	10.57	Brian Jenkins.....	1990-92

### Punt Return Touchdowns

1.	5	Gene Gibson.....	1949-50
2.	4	Tinker Keck.....	1997-99
3.	3	Joe Morrison.....	1956-58
4.	2	Tom Marvaso.....	1974-75
5.	1	Accomplished 16 times last by Gilyard (2009)	

## DEFENSIVE RECORDS - TACKLES

## TACKLES

## GAME RECORDS

## Total Tackles

1.	31	Karl Woods at South Carolina .....	1980
2.	24	Vaughn Booker vs. ECU .....	1987
3.	23	Brad Jackson vs. Boston College .....	1997
	23	Jerome Brinson vs. Oklahoma State .....	1987
5.	22	Sam Garnes vs. Vanderbilt .....	1994
	22	Jason Coppess vs. Bowling Green .....	1993
	22	Alex Gordon vs. Miami (OH) .....	1986
	22	Brad Nothacker vs. Penn State .....	1985
9.	21	Jack Bruscianelli vs. West Virginia .....	1989
	21	Mike Kelly vs. Rutgers .....	1987

## Solo Tackles (Since 2001)

1.	12	Zach Edwards vs. ECU .....	2014
	12	Mike Mickens at Akron .....	2008
	12	Jamar Enzor at Memphis .....	2003
	12	Ivan Fields vs. Tulane .....	2001
5.	11	Walter Stewart vs. Syracuse .....	2010
6.	11	Haruki Nakamura at USF .....	2007
7.	11	Ryan Manalac at USF .....	2007
8.	11	Jamar Enzor vs. Rhode Island .....	2003
9.	11	Ivan Fields vs. West Virginia .....	2002
10.	11	Lewis Carter vs. Purdue .....	2001

## Assisted Tackles (Since 2001)

1.	12	Andre Revels at Miami (OH) .....	2009
	12	Corey Smith vs. Louisville .....	2007
	12	Jamar Enzor at UAB .....	2003
4.	11	Kevin Brown vs. Memphis .....	2014
	11	Zach Edwards vs. Memphis .....	2014
	11	Jeff Luc vs. Miami (OH) .....	2014
7.	10	Dorian Jones vs. Oklahoma .....	2023
	10	Eric Wilson vs. UT Martin .....	2016
	10	Jeff Luc vs. Memphis .....	2014
	10	Nick Temple vs. Memphis .....	2014
	10	Greg Blair at Louisville .....	2012
	10	JK Schaffer at NC State .....	2010
	10	JK Schaffer vs. Illinois .....	2009

## Tackles For A Loss (Since 2001)

1.	5.5	Brandon Mills vs. Rutgers .....	2010
2.	5.0	Antwan Peek at Southern Miss .....	2002
	5.0	Antwan Peek vs. Louisiana-Monroe .....	2001
	5.0	Derek Wolfe vs. Connecticut .....	2011
5.	4.5	Ivan Pace Jr. vs. Indiana .....	2022
	4.5	Trevor Anderson at Connecticut .....	2006
	4.5	Cortez Broughton at UCLA .....	2018

## TACKLES

## SEASON RECORDS

## Total Tackles

1.	186	Mike Brookins .....	1979
2.	168	Brad Jackson .....	1997
3.	161	Karl Woods .....	1980
4.	158	Jerome Brinson .....	1983
5.	155	Karl Woods .....	1978
6.	147	Dwayne Berry .....	1978
7.	145	Muhammed El-Mubarak .....	1995
8.	143	Linwood Marshall .....	1983
9.	140	Howie Kurnick .....	1978
10.	138	Greg Blair .....	2012
	138	Phillip Curry .....	1997
	138	Antonio Gibson .....	1982

## Solo Tackles

1.	101	Howie Kurnick .....	1978
2.	94	Linwood Marshall .....	1983
3.	93	Brad Jackson .....	1997
	93	Mike Brookins .....	1979
5.	90	Muhammed El-Mubarak .....	1995
	90	Jerome Brinson .....	1983
7.	88	Sam Garnes .....	1994
8.	83	Phillip Curry .....	1997
9.	82	DeJuan Gossett .....	1999
10.	80	Jack Bruscianelli .....	1988

## Assisted Tackles

1.	99	Karl Woods .....	1980
2.	93	Mike Brookins .....	1979
3.	83	Karl Woods .....	1978
4.	82	Alex Gordon .....	1985
5.	81	Ivan Pace Jr. .....	2022
6.	78	Dwayne Berry .....	1978
7.	75	Brad Jackson .....	1997
	75	Richard Rhodes .....	1985
9.	74	Antonio Gibson .....	1982
10.	73	Alex Gordon .....	1986

## Tackles For A Loss

1.	28.0	Mike Gates .....	1980
2.	22.0	Trent Cole .....	2004
	22.0	Antwan Peek .....	2001
4.	21.5	Ivan Pace Jr. .....	2022
	21.5	Derek Wolfe .....	2011
6.	21.0	Antwan Peek .....	2002
	21.0	Phil Poirier .....	1989
8.	20.0	Nate Dingle .....	1992
9.	18.0	Tyjuan Hagler .....	2002
	18.0	Andrew Stewart .....	1988

## TACKLES

## CAREER RECORDS

## Total Tackles

1.	502	Karl Woods .....	1977-80
2.	487	Phillip Curry .....	1994-97
3.	392	Brad Jackson .....	1994-97
4.	381	Zach Edwards .....	2013-16
5.	356	Mike Brookins .....	1979-81
6.	352	Alex Gordon .....	1983-86
7.	351	Hassan Champion .....	1995-98
	351	Joe Olding .....	1979-82
9.	338	Doug Monaghan .....	2001-04
10.	337	JK Schaffer .....	2008-11
	327	DeJuan Gossett .....	1997-2000

## Solo Tackles

1.	268	Phillip Curry .....	1994-97
2.	229	Zach Edwards .....	2013-16
3.	222	DeJuan Gossett .....	1997-2000
4.	216	Brad Jackson .....	1994-97
5.	211	Karl Woods .....	1977-80
6.	208	Ivan Fields .....	1999-2002
7.	206	Sam Garnes .....	1993-96
8.	200	Doug Monaghan .....	2001-04
9.	190	Mike Brookins .....	1979-81
10.	184	Hassan Champion .....	1995-98

## Assisted Tackles

1.	291	Karl Woods .....	1979-81
2.	219	Phillip Curry .....	1994-97
3.	192	Alex Gordon .....	1983-86
4.	176	Brad Jackson .....	1994-97
5.	175	Joe Olding .....	1979-82
6.	168	Howie Kurnick .....	1975-78
7.	167	Hassan Champion .....	1995-98
8.	166	Mike Brookins .....	1979-81
9.	155	JK Schaffer .....	2008-11
10.	152	Zach Edwards .....	2014-16

## Tackles For A Loss

1.	56.0	Antwan Peek .....	1998-2002
2.	48.0	Trent Cole .....	2002-04
3.	46.0	Nate Dingle .....	1990-93
4.	45.0	Phillip Curry .....	1994-97
5.	44.5	Andre Frazier .....	2001-04
6.	42.0	Terrill Byrd .....	2005-08
7.	38.0	Alex Gordon .....	1983-86
8.	37.0	Derek Wolfe .....	2008-11
	37.0	George Jamison .....	1980-83
9.	36.0	Andrew Stewart .....	1986-88
10.	34.5	Tyjuan Hagler .....	2002-04



# DEFENSIVE RECORDS - SACKS & MISC.

## SACKS

### GAME RECORDS

#### Quarterback Sacks (Since 2001)

1.	4.0	Alex Daniels at Miami (OH).....	2009
	4.0	Antwan Peek vs. Louisiana-Monroe.....	2001
3.	3.5	Cortez Broughton at UCLA.....	2018
4.	3.0	Connor Barwin vs. Pittsburgh.....	2008
	3.0	Trent Cole at ECU.....	2004
	3.0	Anthony Hoke vs. UConn.....	2007
	3.0	Anthony Hoke at Syracuse.....	2007
	3.0	Brandon Mills vs. Rutgers.....	2010
	3.0	Lamonte Nelms at Syracuse.....	2007

## SACKS

### SEASON RECORDS

#### Quarterback Sacks (Since 2001)

1.	13.0	Anthony Hoke.....	2007
2.	12.5	Antwan Peek.....	2001
3.	11.0	Connor Barwin.....	2008
4.	10.0	Ivan Pace Jr. ....	2022
5.	9.5	Derek Wolfe.....	2011
	9.5	Silverberry Mouhon.....	2013
7.	9.0	Terrell Hartsfield.....	2014
	9.0	Antwan Peek.....	2000
9.	8.5	Trent Cole.....	2004
	8.5	Alex Daniels.....	2009

## SACKS

### CAREER RECORDS

#### Quarterback Sacks (Since 2001)

1.	28.0	Antwan Peek.....	1998-2002
2.	22.0	Anthony Hoke.....	2004-07
3.	21.5	Andre Frazier.....	2000-04
4.	19.5	Derek Wolfe.....	2008-11
5.	19.0	Trent Cole.....	2002-04
	19.0	Silverberry Mouhon.....	2012-15
7.	18.0	Nate Dingle.....	1990-93
	18.0	George Jamison.....	1980-83
9.	17.5	Walter Stewart.....	2009-12
10.	16.5	Dan Giordano.....	2008-12
	16.5	Terrill Byrd.....	2005-08

## FUMBLES

### GAME RECORDS

#### Fumbles Forced (Since 2000)

1.	3	Antwan Peek vs. Louisiana-Monroe.....	2001
2.	2	Eight times, last by A. Peek Jr at UCF.....	2024

#### Fumbles Recovered (Since 2000)

1.	2	Willis Edwards vs. Memphis.....	2002
	2	Ivan Fields at Memphis.....	2000
	2	Jeff Luc vs. USF.....	2014
	2	Kevin McCullough vs. Connecticut.....	2005
	2	Wesley Richardson at NC State.....	2010

## FUMBLES

### SEASON RECORDS

#### Fumbles Forced (Since 2000)

1.	7	Antwan Peek.....	2002
2.	6	Jeff Luc.....	2014
3.	5	Antwan Peek.....	2001
4.	4	Bryan Wright.....	2019
	4	Walter Stewart.....	2011
	4	Willis Edwards.....	2001
	4	Troy Evans.....	2000

#### Fumbles Recovered (Since 2000)

1.	5	Antwan Peek.....	2002
2.	4	JaVon Hicks.....	2019
	4	Jeff Luc.....	2014
4.	3	Nine times, last by Hartsfield & Wilson.....	2014

## FUMBLES

### CAREER RECORDS

#### Forced Fumbles (Since 1999)

1.	17	Antwan Peek.....	1998-02
2.	8	Jeff Luc.....	2013-14
	8	Walter Stewart.....	2009-12
3.	6	JK Schaffer.....	2008-11
	6	Andre Frazier.....	2000-04
	6	Zach Norton.....	2000-03
6.	5	Coby Bryant.....	2017-21
	5	Willis Edwards.....	2000-02
	5	Anthony Hoke.....	2004-07
	5	Jason Russel.....	2001-04
	5	Anthony Williams.....	2005-07
	5	Tyrell Gilbert.....	2014-18

#### Fumble Recoveries

1.	12	John Vitro.....	1973-75
2.	10	Antwan Peek.....	1998-2002
	10	Howie Kurnick.....	1975-77
4.	9	Ronnie Shannon.....	1988-91
	9	David Mann.....	1975-77
6.	7	Eric Wilson.....	2014-16
	7	Marion Ford.....	1972-73
	7	Charlie Stovall.....	1971-72

## BLOCKED KICKS

### GAME RECORDS

#### Blocked Kicks (Since 2000)

1.	2	Connor Barwin at Marshall.....	2008
	2	Antwan Peek vs. Miami.....	2000
3.	1	41 times, last by Jowon Briggs vs. Navy.....	2022

## BLOCKED KICKS

### SEASON RECORDS

#### Blocked Kicks (Since 2000)

1.	3	Antwan Peek.....	2000
	3	Connor Barwin.....	2008
	3	Ethan Tucky.....	2019
4.	2	Arquon Bush.....	2021
	2	Mardy Gilyard.....	2007
	2	Antwan Peek.....	2001
	2	Wilson Huber.....	2019
	2	Andre Frazier.....	2003
	2	Tyjuan Hagler.....	2004
	2	Antwan Peek.....	2002

## BLOCKED KICKS

### CAREER RECORDS

#### Blocked Kicks (Since 2000)

1.	7	Antwan Peek.....	2000-02
2.	5	Ethan Tucky.....	2018-20
3.	4	Connor Barwin.....	2005-08
4.	3	Wilson Huber.....	2018-22
5.	2	Deshawn Pace.....	2020-23
	2	Arquon Bush.....	2018-22
	2	Tyjuan Hagler.....	2001-04
	2	Mardy Gilyard.....	2005,07-09
	2	Andre Frazier.....	2000-04

## HURRIES

### SEASON RECORDS

#### Quarterback Hurries (Since 2000)

1.	13	Myjai Sanders.....	2021
	13	Trevor Anderson.....	2006
	13	Trent Cole.....	2004
4.	12	Dan Giordano.....	2012
5.	11	Angelo Craig.....	2007

## HURRIES

### CAREER RECORDS

#### Quarterback Hurries (Since 2000)

1.	26	Dan Giordano.....	2008-12
2.	25	Myjai Sanders.....	2018-21
3.	16	Silverberry Mouhon.....	2012-15
4.	15	Angelo Craig.....	2003-07
5.	14	Andre Frazier.....	2000-04

# DEFENSIVE RECORDS - INTERCEPTIONS AND SCORES

## INTERCEPTIONS GAME RECORDS

### Interceptions

- 4 Bob Hynes vs. Ohio Northern..... 1923
- 3 accomplished six times, last by D. Smith (2007)

### Interception Return Yards

- 123 Shawn Ferguson vs. Memphis..... 1998
- 96 Jocelyn Borgella vs. Rutgers ..... 1992
- 96 Bob Del Rosa vs. Oklahoma State ..... 1958
- 88 Joe Morrison vs. Dayton ..... 1956
- 87 Joe Morrison vs. Wichita State..... 1956

### Interception Returns for Touchdowns

- 2 Shawn Ferguson vs. Memphis..... 1998
- 1 accomplished 61 times, last by Bryant (2021)

## INTERCEPTIONS SEASON RECORDS

### Interceptions

- 8 DeAngelo Smith ..... 2007
- 6 seven times, last by Mike Mickens..... 2007

### Interception Return Yards

- 175 Joe Morrison..... 1956
- 171 Jocelyn Borgella ..... 1992
- 159 John Mooth..... 1951
- 158 Mike Mickens ..... 2008
- 136 Mike Mickens ..... 2007

### Interception Returns for Touchdowns

- 2 Ahmad Gardner..... 2019
- 2 Mike Mickens ..... 2007
- 2 Blue Adams..... 2002
- 2 Shawn Ferguson..... 1998
- 2 Joe Morrison..... 1956

## INTERCEPTIONS CAREER RECORDS

### Interceptions

- 14 Mike Mickens ..... 2005-08
- 12 DeAngelo Smith ..... 2005-08
- 12 Blue Adams..... 1998-2002
- 12 Jocelyn Borgella ..... 1990-93
- 11 Ed Bolis..... 1970-72
- 10 Ja'Von Hicks..... 2018-22
- 10 Coby Bryant ..... 2017-21

### Interception Return Yards

- 296 Mike Mickens ..... 2005-08
- 263 Jocelyn Borgella ..... 1990-93
- 263 Joe Morrison..... 1956-58
- 254 Gene Gibson..... 1949-50
- 222 Aaron Webster ..... 2006-09

### Interception Returns for Touchdowns

- 3 Mike Mickens ..... 2005-08
- 3 Shawn Ferguson..... 1995-98
- 2 four times, last by Ahmad Gardner ..... 2019-21

## PASSES BROKEN UP GAME RECORDS

### Most Pass Breakups (Since 2000)

- 4 Justin Harris at Pitt..... 2023
- 4 Mike Mickens vs. Rutgers ..... 2006
- 4 Zach Norton vs. Louisville ..... 2001
- 4 Linden Stephens at Miami (OH)..... 2017
- 3 Derrick Canteen vs. Pitt ..... 2024
- 3 Josh Minkins vs. Towson..... 2024
- 3 Ja'Von Hicks at Tulsa ..... 2022
- 3 Coby Bryant at Notre Dame ..... 2021
- 3 Blue Adams at Temple ..... 2002
- 3 Coby Bryant at Temple..... 2018
- 3 Coby Bryant at ECU..... 2019
- 3 Zach Edwards vs. North Carolina ..... 2013
- 3 Ivan Fields vs. Houston ..... 2002
- 3 Tyrell Gilbert at Miami (OH) ..... 2018
- 3 Andre Jones vs. ECU..... 2014
- 3 Mike Mickens at Akron..... 2008
- 3 Mike Mickens vs. UConn..... 2005
- 3 Mike Mickens vs. Louisville ..... 2005
- 3 Mike Mickens vs. Pittsburgh ..... 2006
- 3 Mike Mickens at Miami (OH)..... 2005
- 3 Haruki Nakamura vs. USF..... 2006
- 3 Zach Norton vs. UAB..... 2002
- 3 Antwan Peek at Tulane ..... 2000

## PASSES DEFENDED (PBU+INT) SEASON RECORDS

### Most Passes Defended (Since 2000)

- 23 Blue Adams (17 PBU, 6 INT)..... 2002
- 18 Mike Mickens (15 PBU, 3 INT)..... 2006
- 16 Lavar Glover (15 PBU, 1 INT)..... 2001
- 16 Zach Norton (14 PBU, 2 INT)..... 2002
- 16 Deangelo Smith (8 PBU, 8 INT)..... 2007
- 15 Mike Mickens (14 PBU, 1 INT)..... 2005
- 15 Daven Holly (9 PBU, 6 INT)..... 2003
- 14 Coby Bryant (11 PBU, 3 INT)..... 2021
- 13 Ivan Fields (10 PBU, 3 INT)..... 2002
- 13 Zach Norton (10 PBU, 3 INT)..... 2001
- 13 Mike Mickens (10 PBU, 3 INT)..... 2008

## PASSES DEFENDED (PBU+INT) CAREER RECORDS

### Most Passes Defended (Since 2000)

- 58 Mike Mickens (45 Brup, 13 Int)..... 2005-08
- 45 Coby Bryant (35 Brup, 10 Int)..... 2017-21
- 41 Zach Norton (31 Brup, 10 Int)..... 2000-03
- 34 Blue Adams (26 Brup, 8 Int)..... 2000-02
- 34 Zach Edwards (26 Brup, 8 Int)..... 2013-16
- 32 Arquon Bush (23 Brup, 9 Int) ..... 2018-22
- 30 Deangelo Smith (19 Brup, 11 Int)..... 2004-08
- 29 Doug Monaghan (20 Brup, 9 Int)..... 2001-04
- 29 Deven Drane (21 Brup, 8 Int)..... 2010-13
- 28 Drew Frey (20 Brup, 8 Int) ..... 2008-12
- 27 Ahmad "Sauce" Gardner (18 Brup, 9 INT)..... 2019-21

## DEFENSIVE SCORES GAME RECORDS

### Fumble Return TDs - Defense (Since 2000)

- 1 19 times, last by Dominique Perry ..... 2022

### Blocked PAT Return (Two Points) (Since 2000)

- 1 Coby Bryant vs. Temple..... 2019
- 1 Daven Holly vs. Miami (OH)..... 2004

### Blocked FG Return TDs (Since 2000)

- 1 Ahmad "Sauce" Gardner at ECU..... 2021

## DEFENSIVE SCORES SEASON RECORDS

### Fumble return TDs (Since 2000)

- 2 Antwan Peek ..... 2002
- 1 16 times, last by Jabari Taylor..... 2022

### Blocked PAT Return (Two Points) (Since 2000)

- 1 Coby Bryant ..... 2019
- 1 Daven Holley..... 2004

## DEFENSIVE SCORES CAREER RECORDS

### Fumble return TDs (Since 2000)

- 2 Antwan Peek..... 2000-02
- 2 Kevin McCullough..... 2005-06
- 1 Dominique Perry..... 2020-23
- 1 Nick Temple..... 2011-14
- 1 Eric Wilson..... 2014-16
- 1 Fran Callicott..... 2002-03
- 1 JK Schaffer ..... 2008-11
- 1 Walter Stewart ..... 2009-12
- 1 Daven Holly..... 2000-04
- 1 Maalik Bomar..... 2009-12
- 1 Deven Drane ..... 2010-13
- 1 Ivan Fields..... 2000-02
- 1 Angelo Craig..... 2003-07
- 1 Tyjuan Hagler ..... 2001-04
- 1 Carter Jacobs ..... 2014-17
- 1 Kimoni Fitz..... 2014-18
- 1 Terrell Hartsfield ..... 2013-14

### Blocked PAT Return (Two Points) (Since 2000)

- 1 Coby Bryant ..... 2017-21
- 1 Daven Holley..... 2001-04

### Blocked FG Return TDs (Since 2000)

- 1 Ahmad "Sauce" Gardner at ECU..... 2019-21

## SINGLE GAME TEAM RECORDS

**Most Points**

1.	124	Transylvania.....	1912
2.	115	Kentucky Wesleyan.....	1921
3.	72	Austin Peay.....	2011
4.	70	Southeast Missouri State.....	2009
5.	69	Rutgers.....	2010
6.	69	Case-Western Reserve.....	1923
7.	67	Virginia Military Institute.....	1953
	67	Baltimore.....	1935
9.	66	EKU.....	2023
	66	Northwestern State.....	2013
	66	Case-Western Reserve.....	1953
12.	63	Kennesaw State.....	2022
	63	Alabama A&M.....	2018
	63	Louisiana-Monroe.....	1977

**Most Touchdowns**

1.	14	Transylvania.....	1912
2.	10	Four Times	

**Most Rushing Attempts**

1.	83	Louisiana-Monroe.....	1977
2.	82	Miami (OH).....	1996
3.	77	Miami (OH).....	1951
4.	74	North Texas State.....	1970
5.	73	Miami (OH).....	1970

**Most Rushing Yards**

1.	464	Case-Western Reserve.....	1953
	464	Virginia Military Institute.....	1953
3.	422	Kansas State.....	1966
4.	421	Marshall.....	1946
5.	419	Xavier.....	1970
6.	409	Alabama A&M.....	2018
	405	Miami (OH).....	1996
7.	402	North Texas State.....	1970
8.	389	Xavier.....	1946
9.	387	Austin Peay.....	2011
10.	383	South Dakota.....	1965

**Most Rushing Touchdowns**

1.	14	Transylvania.....	1912
2.	10	Case-Western Reserve.....	1953
	10	Virginia Military Institute.....	1953

**Most Passing Attempts**

1.	64	@ Memphis.....	2015
2.	61	USF.....	2010
3.	60	@ Miami (Fla.).....	2014
4.	59	Southern Miss.....	1999
5.	57	Ohio.....	1968

**Most Passes Completed**

1.	38	@ Memphis.....	2015
	36	Ohio.....	1968
3.	35	Southern Miss.....	1999
4.	34	USF.....	2010
5.	33	@ SMU.....	2018

**Most Passing Yards**

1.	620	@ Memphis.....	2015
2.	584	Ohio.....	1968
3.	512	USF.....	2010
4.	507	@ Rutgers.....	2013
5.	480	UConn.....	2009
6.	438	EKU.....	2023
7.	436	ECU.....	2014
	436	Toledo.....	2014
	436	Louisville.....	1968
10.	431	Syracuse.....	2007

**Most Interceptions Thrown**

1.	6	Xavier.....	1972
2.	5	North Texas.....	2002
	5	Toledo.....	1995
	5	Houston.....	1968
	5	North Texas.....	1967
	5	Xavier.....	1955
	5	Xavier.....	1951

**Most Touchdown Passes**

1.	6	EKU.....	2023
	6	UCF.....	2015
	6	Toledo.....	2014
	6	@ Rutgers.....	2013
	6	Illinois.....	2009
6.	5	SMU.....	2021
	5	ECU.....	2018
	5	UConn.....	2013
	5	Northwestern State.....	2013
	5	@ Louisville.....	2010
	5	@ Rutgers.....	2009
	5	Southern Miss.....	2004

**Most Offensive Plays**

1.	100	@ Memphis.....	2015
2.	99	Miami (OH).....	1996
3.	96	Southern Miss.....	1999
4.	95	ECU.....	1998
5.	94	@ Miami (OH).....	2015
	94	Tulsa.....	1978

**Most Yards Total Offense**

1.	752	@ Memphis.....	2015
2.	741	Alabama A&M.....	2018
3.	726	UCF.....	2015
4.	711	UConn.....	2009
5.	684	Ohio.....	1968
6.	669	Northwestern State.....	2013
7.	667	EKU.....	2023
8.	661	Rutgers.....	2010
9.	659	@ UConn.....	2018
10.	658	Towson.....	2024

**Most First Downs**

1.	38	Alabama A&M.....	2018
	38	@ Memphis.....	2015
3.	36	Ohio.....	1968
4.	34	Temple.....	2015
	34	Alabama A&M.....	2015

**Most Fumbles**

1.	15	Louisville.....	1970
2.	9	North Texas State.....	1968
3.	8	Wichita State.....	1960

**Most Fumbles Lost**

1.	7	Virginia Military Institute.....	1951
2.	6	Louisville.....	1970
	6	Hardin-Simmons.....	1955

**Most Turnovers**

1.	9	Xavier.....	1955
	9	Hardin-Simmons.....	1955
	9	Virginia Military Institute.....	1951
4.	8	Houston.....	1968
	8	Western Michigan.....	1949

**Most Penalties**

1.	18	Kansas State.....	1951
2.	15	Xavier.....	1958
3.	14	at Hawai'i.....	2002
	14	Louisville.....	1968

**Most Penalty Yards**

1.	176	Louisville.....	1968
2.	170	Kentucky.....	1945
3.	161	Dayton.....	1957
4.	159	ECU.....	2020
	142	Toledo.....	1953
5.	140	Kansas State.....	1951

**Most Punts**

1.	13	Pittsburgh.....	1981
	13	Mississippi State.....	1948
3.	12	Louisville.....	1996
	12	Virginia Tech.....	1995
5.	11	Boston College.....	1997
	11	Central Michigan.....	1990
	11	North Texas State.....	1970
	11	Tulsa.....	1958
	11	Mississippi State.....	1949

**Most Punting Yards**

1.	510	Louisville.....	1996
2.	502	Arizona State.....	1976
3.	475	Mississippi State.....	1948
4.	460	North Texas State.....	1968
5.	456	Boston College.....	1997
6.	452	Virginia Tech.....	1995
7.	451	Central Michigan.....	1990
8.	425	West Virginia.....	2003
9.	418	Rutgers.....	2008
10.	407	Iowa.....	1990

**Most Punt Return Yards**

1.	177	Ohio.....	1949
2.	156	Western Reserve.....	1951
3.	150	Western Michigan.....	1950
4.	122	Louisville.....	1997
5.	116	UTEP.....	1950

**Most Kickoff Return Yards**

1.	295	Memphis.....	1971
2.	278	at Pittsburgh.....	2009
3.	265	at Oklahoma.....	2008
4.	226	Florida.....	2010
	219	Hardin-Simmons.....	1955

**Fewest Rushing Attempts**

1.	15	Illinois.....	2009
2.	16	at West Virginia.....	2010
	16	Fresno State.....	2009
4.	19	Ohio State.....	2014
	19	at UConn.....	2008
	19	Miami (OH).....	1968
7.	18	at Houston.....	2015
	18	at Pittsburgh.....	2009

**Fewest Rushing Yards**

1.	-23	Rutgers.....	2005
2.	-20	Northwestern State.....	1977

**Fewest Passes Completed**

1.	0	Dayton.....	1970
2.	1	Wichita State.....	1965
	1	South Dakota.....	1965
	1	Wichita State.....	1962
	1	Tulsa.....	1959

**Fewest Passing Yards**

1.	0	Dayton.....	1970
2.	6	Wichita State.....	1965
3.	8	South Dakota.....	1965
4.	11	Wichita State.....	1962
5.	14	Ohio.....	1970

**Fewest Yards Total Offense**

1.	46	North Texas.....	1959
2.	48	Central Michigan.....	1989
3.	69	Iowa.....	1990
4.	97	Houston.....	1957
5.	100	Tulsa.....	1958

**Fewest First Downs**

1.	3	West Virginia.....	1989
2.	5	Pacific.....	1949
3.	6	Tulsa.....	1958
	6	Xavier.....	1956
	6	@ Navy.....	1956

**Fewest Penalties**

1.	1	Houston.....	2014
	1	Rutgers.....	1994
	1	Louisville.....	1966
	1	Memphis.....	1966
	1	Army.....	1963
	1	Hawai'i.....	1954

**Fewest Yards Penalized**

1.	4	Memphis.....	1966
2.	5	Army.....	1963
3.	10	Houston.....	2014
	10	Temple.....	2003
	10	Rutgers.....	1994
5.	12	Wichita State.....	1965
6.	13	South Dakota.....	1965

**Fewest Punts**

1.	0	UCF.....	2015
	0	Miami (OH).....	2008
	0	Memphis.....	1998
	0	Miami (OH).....	1954
3.	1	Eight Times	
		Last at Texas Tech.....	2024

OPPONENT SINGLE GAME TEAM RECORDS & OVERTIME RESULTS

Fewest Rushing Attempts

1.	17	Dayton.....	1961
2.	18	@ East Carolina.....	2015
3.	19	Miami (OH).....	2012
	19	Xavier.....	1954
	19	Akron.....	2006

Fewest Rushing Yards

1.	-46	Kansas.....	1997
2.	-37	Wichita State.....	1974
3.	-22	NC State.....	2011
4.	-20	Northwestern State.....	1977
5.	-19	Louisiana-Monroe.....	1996
6.	-17	Louisville.....	1968
7.	-16	Louisiana-Lafayette.....	1975
8.	-15	Syracuse.....	2007
9.	-14	Louisville.....	1981
	-14	Wichita State.....	1965

Fewest Passing Attempts

1.	1	Boston College.....	1964
2.	2	Louisville.....	1953
3.	3	Miami (OH).....	1971
	3	Wichita State.....	1955
	3	Miami (OH).....	1957

Fewest Pass Completions

1.	0	vs. Louisville.....	1974
	0	vs. Ohio.....	1973
	0	vs. Boston College.....	1964
	0	vs. Indiana.....	1963
	0	vs. Ohio.....	1949

Fewest Passing Yards

1.	-1	Xavier.....	1971
2.	0	Louisville.....	1974
	0	Ohio.....	1973
	0	Boston College.....	1964
	0	Indiana.....	1963
	0	Ohio.....	1949

Fewest Yards Total Offense

1.	18	Louisiana-Lafayette.....	1973
2.	22	Ohio.....	1950
3.	32	Xavier.....	1954
4.	53	Kansas.....	1997
5.	70	Louisville.....	1976

Most Points

1.	81	Penn State.....	1991
2.	71	Houston.....	1968
	71	Ohio Wesleyan.....	1928
4.	70	Louisville.....	2004
	70	Florida State.....	1990
6.	69	West Virginia.....	1989

Most Rushing Attempts

1.	86	West Virginia.....	1969
2.	79	Houston.....	1974
	79	Miami (OH).....	1972
4.	76	Miami (OH).....	1967
5.	74	Miami (OH).....	1968

Most Rushing Yards

1.	569	@ Navy.....	2017
2.	539	Northern Illinois.....	1989
3.	500	ECU.....	1987
4.	484	Penn State.....	1991
5.	483	West Virginia.....	1969

Most Passing Yards

1.	535	@ ECU.....	2019
2.	482	vs. Florida.....	2010
3.	464	@ ECU.....	2017
4.	460	Louisville.....	1998
5.	451	Tulsa.....	1965

Most Passing Attempts

1.	67	Louisville.....	1997
2.	66	Indiana.....	2022
	66	Houston.....	1993
4.	62	ECU.....	2014
	62	ECU.....	1997

Most Pass Completions

1.	38	Duke.....	2012
2.	37	ECU.....	1997
3.	36	Oklahoma.....	2010
	36	Houston.....	1992
5.	35	ECU.....	2014
6.	34	@ ECU.....	2015
	34	@ Tennessee.....	2011

Most Yards Total Defense

1.	742	Louisville.....	1998
2.	710	@ Ohio State.....	2014
	706	Penn State.....	1991
4.	696	Houston.....	1968
5.	662	Iowa.....	1990

Most Passes Intercepted

1.	7	Kansas State.....	1951
2.	6	Oregon State.....	2007
	6	North Texas.....	1966
	6	UTEP.....	1951
	6	Mississippi State.....	1949

Most Interception Return Yards

1.	162	Dayton.....	1956
2.	138	UTEP.....	1951
3.	123	Memphis.....	1998
4.	117	Memphis.....	1995
5.	110	Oregon State.....	2007

Most Turnovers Forced

1.	8	Rice.....	1974
2.	7	Oregon State.....	2007
	7	Memphis.....	2000
	7	ECU.....	1990
	7	Rutgers.....	1983

OVERTIME RECORDS

YEAR	OPPONENT	W/L	LENGTH	REGULATION	FINAL
1996	Miami (OH)	W	3OT	17-17	30-23
1997	at Houston *	L	2OT	31-31	41-38
	at Miami (OH)	W	2OT	24-24	34-31
1999	UAB *	L	OT	21-21	24-21
2000	at Wisconsin	L	OT	22-22	28-25
	at Memphis *	W	OT	10-10	13-10
2002	TCU *	W	OT	29-29	36-29
2003	Temple	W	3OT	24-24	30-24
	at USF *	L	2OT	10-10	24-17
2008	at No. 20 West Virginia *	W	OT	20-20	26-23
2012	at No. 16/14 Louisville *	L	OT	31-31	34-31
2013	No. 19/16 Louisville *	L	OT	24-24	31-24
2016	at Tulsa *	L	OT	34-34	40-37
2017	SMU *	L	OT	28-28	31-28
2018	at Temple *	L	OT	17-17	24-17
	at SMU *	W	OT	20-20	26-20
2023	Miami (OH)	L	OT	24-24	31-24

\* - Conference Game

CINCINNATI'S RECORD WHEN ...

All Overtime Games.....	7-10
One Overtime:.....	4-8
Two Overtimes:.....	1-2
Three Overtimes:.....	2-0
Overtime at Home.....	3-4
Overtime on the Road.....	4-6
Overtime Conference Games.....	4-8
Overtime Non-Conference Games.....	3-2
Overtime Coin Toss.....	9-8

POSSESSION RESULT	CINCINNATI	OPP.
Touchdowns	8	8
Field Goals	6	7
Missed Field Goals	0	3
Turnovers	6	5