



CINCINNATI™

2023 BASEBALL GAME NOTES

Nati Boyz

2023 SCHEDULE / RESULTS

DATE	OPPONENT	TIME/RESULT
02/17	@ Georgia State	L, 2-12
02/18	@ Georgia State	W, 9-4 (7)
02/18	@ Georgia State (DH)	L, 2-3 (Forfeit)
02/19	@ Georgia State (DH)	W, 6-4
02/24	@ #7 Florida	L, 6-13
02/25	@ #7 Florida	L, 3-13 (8)
02/26	@ #7 Florida	L, 7-13
03/01	MIAMI (OH)	L, 12-15
03/04	NORTH ALABAMA (DH)	W, 9-0 (7)
03/04	NORTH ALABAMA (DH)	W, 9-8
03/05	NORTH ALABAMA (DH)	W, 2-1 (8)
03/05	NORTH ALABAMA (DH)	W, 8-1 (7)
03/08	@ Eastern Kentucky	W, 10-5
03/10	@ Wofford	L, 3-12
03/11	@ Wofford	L, 2-5
03/12	@ Wofford	Canceled
03/14	@ Winthrop	W, 3-1
03/15	@ Winthrop	L, 3-13
03/16	@ USC Upstate	L, 1-6
03/17	vs. Princeton	L, 5-7
03/18	vs. Princeton	L, 2-3
03/21	MARSHALL	L, 4-8
03/22	@ Xavier	W, 19-6
03/25	BUTLER	W, 15-5 (8)
03/26	BUTLER (DH)	L, 8-5
03/26	BUTLER (DH)	W, 13-3 (7)
03/28	#11 LOUISVILLE	L, 1-14 (7)
03/31	WICHITA STATE*	L, 1-2
04/01	WICHITA STATE*	L, 6-10
04/02	WICHITA STATE*	W, 9-8
04/04	vs. Wright State	L, 6-7
04/06	@ Memphis*	W, 6-2
04/07	@ Memphis*	L, 2-6
04/08	@ Memphis*	W, 5-3
04/11	MIAMI (OH)	W, 7-5 (10)
04/14	@ #9 ECU*	L, 4-9
04/15	@ #9 ECU*	L, 0-10 (7)
04/16	@ #9 ECU*	L, 3-13 (7)
04/19	INDIANA	L, 9-11
04/21	TULANE*	W, 12-9
04/22	TULANE*	L, 3-10
04/23	TULANE*	W, 12-1
04/28	@ USF*	6:30 p.m.
04/29	@ USF*	2 p.m.
04/30	@ USF*	1 p.m.
05/05	#12 ECU*	5 p.m.
05/06	#12 ECU*	2 p.m.
05/07	#12 ECU*	1 p.m.
05/09	XAVIER	6 p.m.
05/12	UCF*	5 p.m.
05/13	UCF*	2 p.m.
05/14	UCF*	12 p.m.
05/16	GEORGETOWN	11 a.m.
05/18	@ Houston*	7:30 p.m.
05/19	@ Houston*	7:30 p.m.
05/20	@ Houston*	2 p.m.

AAC CHAMPIONSHIP

* May 23-28 (Clearwater, Florida • BayCare Ballpark)

* - AAC game; Home games, in **BOLD CAPS**, played at UC Baseball Stadium. Times and dates subject to change.

All home games will be broadcasted on ESPN+.



CINCINNATI

BEARCATS



SOUTH FLORIDA

BULLS



APRIL 28-30 • USF BASEBALL STADIUM • TAMPA, FLA.

CINCINNATI

2023 Record.....17-24, 5-7 AAC
Head Coach..... Scott Googins
Record at UC..... 136-148 (6th)
Career Record477-505 (18th)

SERIES INFORMATION

Live Stats.....BearcatStats.com
Watch..... ESPN+
Series Record.....26-50
Last MeetingL, 5-19

SOUTH FLORIDA

2023 Record.....17-25, 6-6 AAC
Head Coach..... Billy Mohl
School Record 144-144 (6th)
Career Record 144-144 (6th)

PROBABLE STARTING PITCHERS

FRIDAY- Cincinnati RHP Garrett Harker vs. USF RHP Hunter Mink

SATURDAY - Cincinnati RHP Chase Hopewell vs. USF RHP Jack Cebert

SUNDAY - Cincinnati RHP Tommy Boba vs. USF TBD

CINCINNATI NOTES

CINCINNATI — The University of Cincinnati baseball team travels to South Florida for a three-game series this weekend. The series kicks off at 6:30 p.m. on Friday on ESPN+.

Last time out, the Bearcats (17-24, 5-7 AAC) defeated Tulane in a three-game series over the weekend. UC won the opener, 12-9, and finale, 12-1 (7). Tulane took the middle game, 10-3.

Redshirt sophomore Kerrington Cross claimed a spot on the American Athletic Conference weekly honor roll on Monday. He batted .562 (9-for-16) in four starts with six RBI, nine runs scored, four multi-hit games and four extra-base hits. He is first on the team in runs scored (31) and sacrifice hits (4), second in doubles (8) and stolen bases (10) and third in RBI (22). In AAC play, he is batting .361 (13-for-36) with four doubles, 14 runs scored and five stolen bases.

Redshirt junior Kameron Guidry leads the team in RBI (34) and multi-RBI games (11). He has 27 RBI in his last 20 games played. He belted a three-run homer in the bottom of the seventh to walk it off for the Bearcats in their run-rule win over Tulane on Sunday.

Sophomore two-way player Tommy O'Connor is batting .353 (6-for-17) in league games with seven RBI and two home runs. He went 3-for-4 with a home run, a double, two runs scored, a walk and a stolen base on Sunday.

Redshirt junior first baseman Ryan Nicholson has a .288 average (44-for-153) with nine home runs, 25 RBI and 26 runs scored in 39 starts. He leads the club in hits (44), home runs (9), doubles (11) and multi-hit games (12). He has 99 RBI, 98 runs scored and 26 home runs in his career. He recorded his 150th career hit in his 150th career game on April 22 against Tulane.

Cincinnati ranks first in the conference and 69th nationally in base on balls with 203 walks drawn. UC also

MATCHING THEM UP

BATTING	AVG	OPS	GP	AB	R	H	2B	3B	HR	RBI	TB	SLG%	BB	HBP	SO	GDP	OB%	SF	SH	SB-A
Cincinnati	.234	.743	41	1284	246	300	55	3	46	222	499	.389	203	42	443	10	.354	9	16	81-97
USF	.274	.787	42	1421	236	390	61	4	49	224	606	.426	142	61	376	32	.361	17	9	17-32

PITCHING	ERA	WHIP	W-L	APP	CG	SH	SV	IP	H	R	ER	BB	SO	2B	3B	HR	AB	AVG	WP	HBP	BK	SFA	SHA
Cincinnati	6.79	1.74	17-23	171	1	1	5	336.2	381	289	254	206	322	64	12	55	1336	.285	32	69	2	12	16
USF	6.43	1.60	17-25	186	0	2	7	367.0	407	299	262	182	385	70	10	55	1454	.280	29	57	3	9	12



THE AMERICAN ON ESPN+

All 25 Cincinnati home baseball games will air on ESPN+. Most conference road games will be aired on ESPN+. Visit the opposing team's website for more information on its broadcast schedule.

Visit gobearcats.com/espn to subscribe and stream all the Bearcats' games this season.

QUICK FACTS**GENERAL**

Location	Cincinnati, OH 45221
Founded	1819
Enrollment	48,300
Conference	American Athletic
Nickname	Bearcats
Colors	Red (PMS 186) & Black
Home Field	UC Baseball Stadium
President	Neville G. Pinto, PhD
Director of Athletics	John Cunningham
Faculty Representative	Brian Hatch, PhD

HISTORY

First Year of Baseball	1888
All-Time Record	1,673-1,819-21
No. Yrs in NCAA Tournament/Last	6/2019
Last NCAA Post-Season Opponent	Creighton, L, 6-1

COACHING STAFF

Head Coach	Scott Googins (Ohio Wesleyan '91)
Overall Record (Year)	460-481 (18th)
Record at Cincinnati (Year)	119-124 (6th)
Assistant Coach	JD Heilmann (Cincinnati '97)
Year at Cincinnati	Sixth/11th
Assistant Coach	Kyle Sprague (Malone '11)
Year at Cincinnati	Sixth
Volunteer Assistant	Lee Sponseller (Ohio Dominican '17)
Year at Cincinnati	Third

SUPPORT STAFF

Director of Operations	Andy Nagel (8th season)
Director of Player Development	Austin Woodby (1st season)
Athletic Trainer	Brian Jett (2nd season)
Director of Sports Performance	Thomas Gentile (1st season)

2022 INFORMATION

Overall Record	24-31
Home	14-12
Road	9-15
Neutral	1-4
Conference Record	12-12
Home	5-7
Road	7-5
Finish	4th
2022 AAC Championship	1-2

2023 TEAM

Position Starters Returning/Lost:	5/4
Pitching Starters Returning/Lost:	1/2

2022 SCHEDULE INFORMATION

Home/Away, Neutral Games:	25/27/2
American Home/Away Games:	12/12
Non-Conf. Home/Away, Neutral Games:	13/15/3

COMMUNICATIONS

Baseball Contact	Molly Metres
Phone	703-554-3456
Email	metresmy@ucmail.uc.edu
Secondary Baseball Contact	Connor Boyle
Phone	513-556-2234
Email	boylecp@ucmail.uc.edu

FOLLOW THE BEARCATS

For all the latest information on Cincinnati baseball, please visit GoBEARCATS.com. For up-to-the-minute updates, follow UC baseball (@GoBearsBase) on Twitter, Instagram and Facebook.

sits first in the league in stolen bases (81) and stolen bases per game (1.98) — good for 21st and 27th nationally.

On the mound, redshirt junior Chase Hopewell leads the staff in starts (10), innings pitched (46.0) and strikeouts (40). He is two strikeouts away from 100 in his career.

Freshmen duo Tommy Boba and Chase Horst combined for a four-hitter in the Bearcats' win over Tulane on Sunday. Boba tossed 4.0 innings with three strikeouts to earn his second win of the season, while Horst allowed just two hits in 3.0 shutout innings in relief.

SERIES BUSINESS

- Cincinnati and South Florida have met 76 times in program history, with USF leading the all-time series 50-26. Cincinnati fell in a three-game series to USF last season on April 22-24, 2022 in Cincinnati. The Bulls won the opener, 10-9, and finale, 19-5. The Bearcats won the middle game, 13-2 (7).

CROSS HITTING HIS STRIDE

- Redshirt sophomore Kerrington Cross claimed a spot on the American Athletic Conference weekly honor roll on Monday, April 24. It marked the first weekly honor of Cross' career.
- The utility player batted .562 (9-for-16) in four starts last week. He totaled six RBI, nine runs scored, four multi-hit games and four extra-base hits.
- He finished with a .632 on-base percentage and .938 slugging percentage.
- Cross batted .545 (6-for-11) in three games against Tulane with eight runs scored, a home run, a double and two walks.
- He is first on the team in runs scored (31) and sacrifice hits (4), second in doubles (8) and stolen bases (10) and third in RBI (22).
- In AAC play, he is batting .361 (13-for-36) with four doubles, 14 runs scored and five stolen bases.

KAM IS KLUTCH

- Redshirt junior Kameron Guidry leads the team in RBI (34) and multi-RBI games (11). He has 27 RBIs in his last 20 games played. He has a team-best 11 RBI and three home runs in AAC games only.
- He has provided two walk-offs in the last two weeks. He belted a three-run homer in the bottom of the seventh in UC's 12-1 run-rule win against Tulane on April 23.
- He smashed a three-run home run in the 10th to lift the Bearcats to a 7-5 walk-off win over Miami (OH) on April 11. Cincinnati trailed 5-4 in the bottom of the 10th. With runners on first and second with one out, he smacked the second pitch he saw over the left field wall to walk-it off for the Bearcats.

LEAGUE LEADERS

- Cincinnati ranks first in the conference and 69th nationally in base on balls with 203 walks drawn.
- UC also sits first in the league in stolen bases (81) and stolen bases per game (1.98) — good for 21st and 27th nationally. The Bearcats have stolen nine bases — one shy of the program record — twice this season, most recently against Memphis (April 8).
- The Bearcats are 119th in the country in home runs with 46. The Bearcats are 6-1 when they hit 3-or-more homers in a game.

MILESTONE WATCH

- Head coach Scott Googins now has 136 wins at UC in his six seasons, which is the third-most for a Bearcats coach. He ranks behind only Brian Cleary (434) and Glenn Sample (391).
- Pitchers Chase Hopewell (98), Zach Segal (95), Max Bergmann (89), and Jackson Murphy (86) are nearing 100 strikeouts in their Bearcat careers.
- In his win against Memphis on April 8, Murphy cracked into UC's record book for career appearances. He is now ninth with 71.
- RHP Dylan Brosky is seven strikeouts away from 200 in his career after striking out 170 batters at California (Pa.).
- INF Ryan Nicholson has 99 RBI and 98 runs scored in his career. He recorded his 150th career hit in his 150th career game on April 22 against Tulane.

THE FIREMAN

- True freshman Griffin Hugus, nicknamed 'The Fireman', earned a spot on the AAC weekly honor roll on Monday, April 10.
- Hugus, a two-way player from Wellington, Fla., turned in a dominate performance on the mound, earning his first career win in his first collegiate start as UC took down Memphis, 6-2, on April 8.
- He held Memphis to just one run on three hits and struck out a season-high six batters with two walks.
- The Bearcats earned their first conference series win, taking two of three from the Tigers (April 6-8).

WALK IT OFF, COLE HARTING

- The Bearcats overcame a seven-run deficit and scored eight unanswered runs over the final four innings to earn a 9-8 walk-off win against Wichita State on April 2.
- Harting drove in the winning run in the bottom of the ninth with a two-run single. Down by one with no outs, the Bearcats loaded the bases for Harting, who laced a single to left field to drive in the 99th and 100th runs of his career. He finished 3-for-5 with three RBI.
- The Bearcats' bullpen held the Shockers scoreless for the final four innings as UC completed the comeback. White came out of the bullpen in the eighth and pitched 1.2 shutout innings to earn his first win of the season.
- It marked the Bearcats' largest comeback win since April 1, 2014 when UC overcame a seven-run deficit to defeat Miami (OH), 8-7. Ian Happ hit a walk-off two-run homer while Austin Woodby earned the win on the mound.

THE CLOSER

- Senior reliever Mitch White leads the staff with three saves in 15 appearances.
- He picked up his third save of the season in UC's 5-3 win over Memphis in the series finale (April 8).
- In UC's 9-8 comeback win over Wichita State on April 2, he came out of the bullpen in the eighth and pitched 1.2 scoreless innings to earn his first win of the season.
- He recorded his 100th career strikeout in the series opener against Wichita State (March 31).
- He posted 79 strikeouts at Lansing Community College and nine at Abilene Christian. He has 18 strikeouts as a Bearcat.

NOTES

GUIDRY GARNERS AAC WEEKLY RECOGNITION

- Guidry earned a spot on the AAC weekly honor roll on March 27. He batted .316 (6-for-19) with a grand slam, 10 RBI and seven runs scored in five games played. He recorded four multi-RBI performances for the first weekly honor of his career.
- He launched his first career grand slam, ripped to left field, in UC's 19-6 win over rival Xavier on Wednesday.
- He went 2-for-4 with two RBI and one run scored in Cincinnati's 15-5 run-rule victory over Butler on March 25. He provided the walk-off sacrifice fly in the eighth inning.

RIVALRY DUB NO. 100

- Cincinnati earned its 100th all-time win against crosstown rival Xavier in a 19-6 victory on Wednesday night at Hayden Field. The 100 victories are the most against any opponent in program history.
- The Bearcats hit four home runs in the win, including a pair of grand slams from Guidry and Kligenbeck in the first two innings.
- Nicholson belted his fifth homer of the season with a solo shot to center field in the second inning, while Harting smashed a three-run home run to left field in the fourth.
- Every batter in the Bearcats' starting lineup recorded a hit in the victory. Cincinnati finished with season highs in runs (19), hits (13) and walks (11).
- Just as impressive on the mound was freshman starter Tommy Boba who earned his first collegiate win in five innings of work. He allowed three runs on six hits and struck out four batters with two walks.

GRAND SALAMI FOR TWO, PLEASE

- Redshirt junior Kameron Guidry and sophomore Kory Kligenbeck each belted a grand slam in the Bearcats' 19-6 win over Xavier on March 22.
- Guidry launched his first career grand slam to left field in the top of the first and, just an inning later, Kligenbeck cleared the bases with his first career grand slam, ripped to right center.
- It was only the second time ever the Bearcats hit two grand slams in one game, and the first in over two decades. Aaron Moll and Joe List each blasted one in a 17-7 victory at Charlotte on May 3, 2002.

SECOND HONOR ROLL NOD FOR NICHOLSON

- Ryan Nicholson was named to the AAC weekly honor roll on Monday, March 13. It is the second such honor for Nicholson this season, adding to his selection on February 20.
- Nicholson batted .400 (4-for-10) with a home run, double and three runs scored in three starts last week. He finished with a .538 on-base percentage and .800 slugging percentage.
- He went 2-for-4 with a double, home run and RBI against Wofford on Saturday. He belted his fourth home run of the season on a solo shot in the first inning.
- In UC's 10-5 win over ECU on March 8, he finished 1-for-2 and tied a career-high three walks.

DYLAN'S DEALIN'

- RHP Dylan Brosky pitched a 7-inning complete-game shutout with two hits, one walk and seven strikeouts in game one of UC's series against North Alabama (March 4).
- He was named the American Athletic Conference Pitcher of the Week for the performance.
- It marked the first complete-game shutout by a Bearcat since J.T. Perez did so in nine innings on April 20, 2018 against No. 24 UConn.

- Brosky has tossed six complete games in his career, including two complete-game shutouts.

JONES WALKS IT OFF

- R-Jr. Alec Jones drove in the winning run in the bottom of the eighth inning with a single, lifting the Bearcats to a 2-1 walk-off victory over North Alabama in game three of the series. He finished the contest 2-for-3 with an RBI, walk and stolen base.
- He earned a spot on the AAC weekly honor roll for his performances at the plate versus North Alabama (March 3-5). He batted .571 (4-for-7) with three RBI, two walks and two runs scored in three games played. He hit his first home run as a Bearcat in his first at-bat of the series finale.

HOME, SWEEP HOME

- The Bearcats swept a four-game home series from North Alabama, 9-0 (7), 9-8, 2-1 (8) and 8-1 (7).
- It marked UC's first four-game sweep since May 20-22, 2021 against Tulane.
- Cincinnati stole 13 bases in four games against North Alabama. The Bearcats swiped five bases in both game two and game three.

RYAN RECOGNIZED

- Ryan Nicholson earned a spot on the first edition of the AAC weekly honor roll, released on Monday, Feb. 20. It marked the first AAC weekly recognition of his career.
- The first baseman batted .462 (6-for-13) with a home run, two RBI, four runs scored and two walks. He had two multi-hit games, a .769 slugging percentage and a .533 on-base percentage over four games.
- Nicholson went 3-for-3 with a home run, two RBI, a walk and two runs scored in a 9-4 win at Georgia State on Saturday. He made his 100th career start in the contest.

GEORGIA ON MY MIND

- Snellville, Ga., native Kameron Guidry delivered a two-out, two-RBI single to left field in the top of the eighth inning to break a late-inning tie and give UC a 6-4 victory in the final game of its opening-weekend series at Georgia State (Feb. 19).
- The Bearcats won game two of the series, 9-4, behind an eight-run sixth inning.

2023 SCHEDULE

- The Bearcats will play a 55-game slate in 2023 that includes 24 contests against American Athletic Conference opponents and three opponents that made a NCAA Regional appearance last season.
- Cincinnati is set to host 25 games at UC Baseball Stadium, including Opening Day on March 1 against Miami (OH). The home slate features six weekend series against North Alabama (March 3-5), Butler (March 24-26), Wichita State (March 31-April 2), Tulane (April 22-23), ECU (May 5-7) and UCF (May 12-14).
- The AAC Tournament will return to Clearwater, Florida (May 23-28) as the Bearcats look to make a post-season run at BayCare Ballpark, spring training home of the Philadelphia Phillies.
- Cincinnati won the event in 2019.

NICHOLSON NAMED PRESEASON ALL-AAC

- Redshirt junior infielder Ryan Nicholson was named Preseason All-AAC.
- He was a 2022 All-AAC Second Team selection, playing in 52 games with 51 starts at first base last season. He hit .277 (53-for-191) with 12 doubles,

12 home runs and 40 RBI.

- He had at least one hit in 36 games and recorded 14 multi-hit games. He was also selected to the Perfect Game Preseason All-Conference Team for the American along with starting pitcher Conner Linn.

CINCINNATI SLUGGERS

- The Bearcats finished the 2022 season 35th in the nation with 87 homers and 27th in homers per game (1.58), both of which led the AAC.
- In 2022, UC ranked first in the AAC in slugging percentage (.484) and third in on-base percentage (.373).
- UC was one of nine teams in D-I to have 80 HRs and 80 SBs - Tennessee, Campbell, Louisville, Dallas Baptist, Coastal Carolina, Texas A&M, Michigan and Abilene Christian.
- The Bearcats launched 67 homers during the 2021 season, which ranked third in the conference.

BEARCATS WITH A BRIGHT FUTURE

- Cincinnati saw 10 student-athletes highlighted as top prospects and impact freshmen by D1Baseball in the organization's AAC preview.
- Five Bearcats were represented in the AAC prospect ranking for the upcoming 2023 MLB Draft, headlined by junior outfielder Cole Harting coming in at No. 5.
- LHP Alex Shea (No. 16), RHP Mitch White (No. 18), RHP Garrett Harker (No. 23) and INF Ryan Nicholson (No. 24) also garnered recognition as draft-eligible players this spring.
- LHP/1B Tommy O'Connor came in at No. 16, followed by LHP Conner Linn at No. 19 for the 2024 MLB Draft.
- A trio of Bearcats were selected to D1Baseball's impact freshmen list: INF Marcus Smith (No. 15), LHP Chase Horst (No. 22) and INF Kyle Schupmann (No. 25).

GENTILE'S BACK

- Thomas Gentile was named Director of Baseball Sports Performance on Jan. 4, 2023. He was a pitcher and outfielder for the Bearcats from 2009-13. He was a two-time All-Big East All-Academic selection and a University of Cincinnati Legion of Excellence Inductee in 2013, the highest academic honor for student-athletes.
- He spent five years as a minor league performance coach for the Los Angeles Dodgers organization from 2015-20.

'O CAPTAIN, MY CAPTAIN

- Cincinnati baseball head coach Scott Googins named Cole Harting, Cam Scheler and Garrett Harker as team captains for the 2023 season.
- "Cam, Garrett, and Cole were voted on by their peers to help lead this team," said Googins. "For us to be successful, we must have captains who know and understand our philosophy but are also able to communicate and reinforce our standards to the rest of the team."

HITTING THE BOOKS

- The Bearcats posted a 3.218 Fall Team GPA. 30 Bearcats made the Honor Roll for achieving a 3.0 GPA or higher while 18 made the Dean's List (3.4 or higher). CJ Dean and Zach Segal posted a perfect 4.0 GPA in the fall.

NOTES

ABOUT THE BEARCATS

- Cincinnati has 20 returners and 14 newcomers on the roster heading into the season under Scott Googins, who enters his sixth year as the head coach of the Bearcats.
- The Bearcats added 14 new players, with eight freshmen, two sophomores, one junior, one senior and two graduate students entering their first year at Cincinnati.
- The Bearcats brought on a total of six transfers. Sophomores Lauden Brooks (INF) and Kory Klingenberg (C), along with redshirt junior Alec Jones (C) and senior Mitch White (RHP). UC also added two graduate student transfers, Nick McClanahan (RHP) and Dylan Brosky (RHP).

MLB OPENING DAY

- Three former Bearcats were set for Major League Baseball's Opening Day on Thursday, March 30.
- Josh Harrison (2006-08), Ian Happ (2013-15), Ryan Noda (2015-17) and Joey Wiemer (2018-20) will represent the Bearcats across four different Major League Baseball dugouts for the 2023 season.
- Harrison will begin the regular season with a new ball club in the Philadelphia Phillies, while Ian Happ is in his sixth season with the Chicago Cubs. Noda made his first MLB Opening Day roster with the Oakland A's.
- Two days after Opening Day, Wiemer was selected from Triple-A Nashville and became the 23rd major league baseball player in Cincinnati Bearcats history. He recorded his first hit in his first major league at bat with the Milwaukee Brewers.

WEEKLY HONORS

AAC PLAYER OF THE WEEK

NAME	HONOR (Date)
Dylan Brosky	Pitcher of the Week (March 6)

HONOR ROLL

NAME	DATE
Ryan Nicholson	February 20
Alec Jones	March 6
Ryan Nicholson	March 13
Kameron Guidry	March 27
Griffin Hugus	April 10
Kerrington Cross	April 24

COLLEGIATE BASEBALL'S PLAYER OF THE WEEK

NAME	HONOR (Date)
------	--------------

PRESEASON ALL-AAC

Ryan Nicholson

CURRENT PRO PLAYERS

MAJOR LEAGUE BASEBALL

NAME	TEAM
Ian Happ	Chicago Cubs
Josh Harrison	Philadelphia Phillies
Ryan Noda	Oakland A's
Joey Wiemer	Milwaukee Brewers

MINOR LEAGUE BASEBALL

NAME	TEAM
Cam Allred	Indianapolis (AAA - Pirates)
Art Warren	Scranton (AAA - Yankees)
Manny Rodriguez	Birmingham (AA - NY Mets)
Garrett Schoenle	Birmingham (AA- White Sox)
Evan Shawver	Spokane (High-A - Colorado)

INDEPENDENT

NAME	TEAM
AJ Kullman	American Association
Jace Mercer	Frontier League
Wyatt Stapp	Frontier League

2023 AMERICAN CONFERENCE STANDINGS (as of April 26)

SCHOOL	AAC	AAC%	OVERALL	%	H	A	N	STK
Wichita State	8-4	.667	24-15	.615	14-7	10-8	0-0	W6
Houston	8-4	.667	23-18	.561	13-10	10-8	0-0	L1
East Carolina	7-5	.583	29-12	.707	24-2	5-9	0-1	L4
South Florida	6-6	.500	17-25	.405	10-15	7-10	0-0	L2
UCF	5-7	.417	23-17	.575	16-10	7-7	0-0	W1
Cincinnati	5-7	.417	17-24	.415	10-8	7-14	0-2	W1
Tulane	5-7	.417	12-29	.293	7-15	5-14	0-0	L2
Memphis	4-8	.333	21-20	.512	13-12	8-8	0-0	W1

HITTING STREAKS

	LONGEST	CURRENT
Kerrington Cross	5	4
Cole Harting	7	1
JP Sponseller	4	-
Ryan Nicholson	6	3
CJ Dean	2	-
Kameron Guidry	6	1
Lauden Brooks	3	1
Cam Scheler	2	-
Max Palmieri	2	-
Kory Klingenbeck	2	-
Alec Jones	5	4
Kyle Schupmann	3	-
Griffin Hugus	2	-
Josh Hegemann	5	-
Landyn Vidourek	8	1
Tommy O'Connor	2	1
Sean Springer	1	-

REACHED-BASE STREAKS

	LONGEST	CURRENT
Kerrington Cross	11	8
Cole Harting	8	1
JP Sponseller	4	-
Ryan Nicholson	8	3
CJ Dean	4	-
Kameron Guidry	9	4
Lauden Brooks	10	6
Cam Scheler	3	-
Max Palmieri	2	-
Kory Klingenbeck	3	-
Alec Jones	10	4
Kyle Schupmann	8	-
Griffin Hugus	5	-
Josh Hegemann	11	-
Landyn Vidourek	8	1
Tommy O'Connor	3	3
Sean Springer	3	1

MULTI-HIT GAMES

	TOTAL
Kerrington Cross	10
Cole Harting	6
JP Sponseller	3
Ryan Nicholson	13
CJ Dean	1
Kameron Guidry	5
Lauden Brooks	5
Cam Scheler	2
Max Palmieri	2
Kory Klingenbeck	-
Alec Jones	9
Kyle Schupmann	1
Griffin Hugus	4
Josh Hegemann	5
Landyn Vidourek	8
Tommy O'Connor	3
Sean Springer	1

MULTI-RBI GAMES

	TOTAL
Kerrington Cross	4
Cole Harting	6
JP Sponseller	4
Ryan Nicholson	7
CJ Dean	1
Kameron Guidry	11
Lauden Brooks	2
Cam Scheler	-
Max Palmieri	1
Kory Klingenbeck	1
Alec Jones	6
Kyle Schupmann	1
Griffin Hugus	4
Josh Hegemann	2
Landyn Vidourek	3
Tommy O'Connor	2
Sean Springer	1



UC BASEBALL STADIUM

HOME OF THE BEARCATS

YEAR-BY-YEAR RECORD - UC BASEBALL STADIUM

YEAR	W	L	YEAR	W	L
2004	1	2	2014	13	9
2005	16	13	2015	10	14
2006	22	10	2016	18	7
2007	20	10	2017	15	11
2008	23	11	2018	19	11
2009	21	13	2019	16	12
2010	18	12	2020	7	0
2011	19	1	2021	17	8
2012	10	20	2022	14	12
2013	19	16	TOTAL	298	192
(.609 winning percentage)					

THE LAST TIME

THE LAST TIME A BEARCATS PLAYER ...

Hit for the cycle.....	Anthony Snowell; May 7, 1999 vs. Saint Louis
Hit a grand slam.....	Kameron Guidry & Kory Kligenbeck; March 22, 2023 at Xavier
Hit a walk-off home run.....	Kameron Guidry, April 11, 2023 vs. Miami (OH)
Hit a walk-off base hit.....	Cole Harting, April 2, 2023 vs. Wichita State
Walk-off RBI without a hit.....	bases-loaded HBP; Feb. 24, 2013 vs. Western Carolina
Led off the game with a home run.....	Joe Powell, March 13, 2022 vs. Western Carolina
Hit back-to-back home runs.....	Jones-Nicholson, 1st inning vs North Alabama, March 5, 2023
Hit back-to-back-to-back home runs.....	Nicholson-Cross-Sponseller; May 19, 2022 vs UCF, 3rd inning
Hit two home runs in a game.....	Cole Harting; 2; May 11, 2022 vs NKU
Hit 3+ home runs in a game.....	JP Sponseller; 3; March 5, 2022 vs. Northwestern, Game 2
Hit a home run in two straight games.....	Tommy O'Connor and Ryan Nicholson; vs. Miami (OH) and at ECU, April 11 and 14, 2023
Hit a home run in three straight games.....	Ryan Nicholson at FGCU, Feb. 19 (1), 19 (2) and 20, 2022
Hit an inside-the-park home run.....	Paul Komistek, March 29, 2020 vs. Oakland
Hit two doubles in a game.....	Alec Jones, April 22, 2023 vs. Tulane
Hit three doubles in a game.....	Jace Mercer, May 9, 2021 at Houston
Hit two triples in a game.....	Kerrington Cross, March 19, 2022 vs Saint Joseph's
Had four hits in a game.....	Paul Komistek, April 2, 2022 vs. ECU
Had five hits in a game.....	Paul Komistek, Feb. 19, 2022 at FGCU
Had 6+ hits in a game.....	Cole Harting, 6 at Xavier, March 20, 2021
Had four RBIs.....	Kameron Guidry, April 21, 2023 vs. Tulane
Had five RBIs.....	Tommy O'Connor, April 23, 2023 vs. Tulane
Had 6+ RBIs.....	JP Sponseller; 7; March 5, 2022 vs. Northwestern, Game 2
Scored three runs.....	Kerrington Cross, April 23, 2023 vs. Tulane
Scored four runs.....	JP Sponseller; 4; March 5, 2022 vs. Northwestern, Game 2
Scored 5+ runs.....	Jace Mercer, 5; February 28, 2020 vs Oakland
Stole 3+ bases.....	Lauden Brooks, 3, vs. Butler, March 26, 2023, Game 2
Walked three times.....	Kameron Guidry, April 23, 2023 vs. Tulane
Walked four times.....	Josh Hegemann, vs. Butler, March 26, 2023, Game 2
Had 15+ putouts.....	Ryan Nicholson - 1B, 15; vs. Wichita State, April 1, 2023
Has 20+ putouts.....	Ryan Noda - 1B, 21; April 12, 2015 vs. Memphis
Had 8+ assists.....	Manny Rodriguez - SS, 9; April 28, 2017 at UConn
Threw a complete game.....	Dylan Brosky, March 4, 2023 vs. North Alabama (7 innings)/Beau Keathley, May 24, 2022 vs. Tulane (9 innings)
Threw a complete-game shutout.....	Dylan Brosky, March 4, 2023 vs. North Alabama (7 innings)/J.T. Perez; April 20, 2018 vs #24 UConn
Threw a complete game in back-to-back appearances.....	Tristan Hammans; April 14/21, 2015 vs. Xavier/Louisville
Two Bearcats threw consecutive complete games.....	Walker/Walsh; April 9/11, 2014, vs. Miami (OH)/UConn
Three Bearcats threw consecutive complete games.....	Orndorff/Zellner/Perez; May 8/13/14, 2016, vs. UCF/ Houston
Threw 10 or more strikeouts.....	Beau Keathley, 12; March 20, 2022 vs. Saint Joseph's
Pitched more than 9 innings in a game.....	B.J. Borsa, 9.2; May 18, 2002 vs. Saint Louis
Struck out four batters in an inning.....	Tony Cento; May 7, 1999 vs. Saint Louis
Threw a no-hitter.....	Chris Murphy; April 15, 1995 vs IUPUI

THE LAST TIME UC ...

Had 15-19 hits.....	18 vs. Saint Joseph's, March 20, 2022
Had 20+ hits.....	20 at Xavier, March 21, 2021
Scored 10-14 runs.....	12, vs. Tulane, April 23, 2023
Scored 15-19 runs.....	19 at Xavier, March 22, 2023
Scored 20+ runs.....	22 at Xavier, March 20, 2021
Scored 10+ runs in one inning.....	10 runs, 6th inning; March 19, 2006 vs. Oakland
Hit 5+ doubles.....	5; vs. ECU, April 3, 2022
Hit 3+ triples.....	3; April 10, 2019 vs Miami
Hit three home runs.....	vs. Tulane, April 21, 2023
Hit four home runs.....	at Xavier, March 22, 2023
Hit 5+ home runs.....	5 at Xavier, March 20, 2021
Hit two grand slams.....	Kameron Guidry & Kory Kligenbeck; at Xavier March 22, 2023
Stole five bases.....	vs. North Alabama, March 4, 2023; vs. North Alabama, March 5, 2023
Stole six bases.....	April 15, 2022 at Wichita State
Stole 7+ bases.....	9, at Memphis, April 8, 2023
Played 10 innings.....	vs. Miami (OH), April 11, 2023
Played 11 innings.....	at Tulane, May 6, 2022
Played 12+ innings.....	14; April 15, 2022 at Wichita State
Swept a 3-game series.....	at Wichita State, April 14-16, 2022
Was swept in a 3-game series.....	April 14-16, 2023 at #9 ECU
Swept a 4-game series.....	March 3-5, 2023 vs. North Alabama
Was swept in a 4-game series.....	April 1-3, 2021 at #11 ECU
Swept a double-header.....	March 5, 2023 vs. North Alabama
Was swept in a double-header.....	April 3, 2021 at #11 ECU
Turned a triple play.....	8-6-3; at May 7, 2019 at Miami

NUMERICAL

#	NAME	YR.	POS.	B/T	HT.	WT.	HOMETOWN/HIGH SCHOOL/LAST SCHOOL
0	Alec Jones	R-Jr.	C	R/R	5-9	192	Poway, Calif./Rancho Bernardo/Oral Roberts
2	Kerrington Cross	R-So.	UTL	R/R	6-1	200	Brownsburg, Ind./Brownsburg
3	JP Sponseller	R-Jr.	INF	L/R	5-11	203	Mason, Ohio/Mason/Elon
4	Sean Springer	R-So.	INF	L/R	5-10	174	Strongsville, Ohio/Holy Name
5	Cam Scheler	R-Jr.	C	R/R	6-1	220	Louisville, Ky./St. Xavier
6	Max Palmieri	R-Jr.	INF	R/R	5-9	181	Maineville, Ohio/Kings/Lincoln Memorial
8	Lauden Brooks	So.	INF	R/R	5-10	190	Cincinnati, Ohio/McNicholas/Texas Tech
9	Kameron Guidry	R-Jr.	INF	R/R	5-11	179	Snellville, Ga./Redan/Georgia
10	Cole Harting	Jr.	OF	R/R	5-11	203	West Chester, Ohio/Mason
11	Conner Linn	Jr.	LHP	L/L	6-3	217	Kokomo, Ind./Western
13	Nick McClanahan	Gr.	RHP	R/R	6-2	164	Union, Ky./Ryle/Franklin
14	Landyn Vidourek	Fr.	RHP/UTL	L/R	6-2	180	Hamilton, Ohio/Badin
15	Kory Klingenberg	R-So.	C	S/R	5-10	205	Cincinnati, Ohio/Elder/Walters State
16	Marcus Smith	Fr.	OF	R/R	6-0	191	Harlem, N.Y./P27 Academy
18	Max Bergmann	Jr.	RHP	R/R	6-3	195	Georgetown, Ind./St. Xavier
20	Jackson Murphy	R-Sr.	RHP	R/R	6-2	238	Cincinnati, Ohio/IMG Academy
21	Shawn Parnell	Fr.	RHP	S/R	5-10	193	Akron, Ohio/Archbishop Hoban
22	Josh Hegemann	Jr.	OF	L/L	6-0	173	Liberty Township, Ohio/Badin
23	Kyle Schupmann	Fr.	INF	R/R	6-1	191	Geneva, Ill./Luther Prep
25	Ryan Nicholson	R-Jr.	INF	L/L	6-4	229	Louisville, Ky./St. Xavier
26	Chase Horst	Fr.	LHP	L/L	5-11	186	Lititz, Pa./P27 Academy
27	Andrew Neff	So.	LHP	R/L	6-2	211	Martinsville, Ind./Mooresville
28	Griffin Hugus	Fr.	RHP/UTL	L/R	6-2	184	Wellington, Fla./Cardinal Newman
29	Carter Earls	So.	LHP	L/L	6-4	218	Middletown, Ohio/Bishop Fenwick
30	CJ Dean	R-Fr.	OF	R/R	6-0	196	Columbus, Ohio/Centennial
31	Mitch White	Sr.	RHP	R/R	6-1	186	Livonia, Mich./Churchill/Abilene Christian
32	Dylan Brosky	Gr.	RHP	R/R	6-1	215	East Millsboro, Pa./Brownsville/California (Pa)
33	Chase Hopewell	R-Jr.	RHP	R/R	6-4	201	Hamilton, Ohio/Badin/Findlay
34	Tommy Boba	Fr.	RHP	R/R	6-2	207	Wheaton, Ill./Wheaton Warrenville South
35	Garrett Harker	So.	RHP	R/R	6-0	185	Lebanon, Ind./Lebanon Senior
43	Zach Segal	R-Jr.	RHP	R/R	6-0	193	Loveland, Ohio/Loveland
44	Tommy O'Connor	So.	LHP/1B	L/L	6-4	222	Martinsville, Ind./Mooresville
46	Brenden Garula	Fr.	LHP	R/L	6-0	189	Mason, Ohio/Mason
77	Alex Shea	R-Jr.	LHP	L/L	6-4	211	Union, Ky./St. Henry

ALPHABETICAL

#	NAME	POS.
18	Max Bergmann	RHP
34	Tommy Boba	RHP
8	Lauden Brooks	INF
32	Dylan Brosky	RHP
2	Kerrington Cross	UTL
30	CJ Dean	OF
29	Carter Earls	LHP
46	Brenden Garula	LHP
9	Kameron Guidry	INF
35	Garrett Harker	RHP
10	Cole Harting	OF
22	Josh Hegemann	OF
33	Chase Hopewell	RHP
26	Chase Horst	LHP
28	Griffin Hugus	RHP/UTL
0	Alec Jones	C
15	Kory Klingenberg	C
11	Conner Linn	LHP
13	Nick McClanahan	RHP
20	Jackson Murphy	RHP
27	Andrew Neff	LHP
25	Ryan Nicholson	INF
44	Tommy O'Connor	LHP/1B
6	Max Palmieri	INF
21	Shawn Parnell	RHP
5	Cam Scheler	C
23	Kyle Schupmann	INF
43	Zach Segal	RHP
77	Alex Shea	LHP
16	Marcus Smith	OF
3	JP Sponseller	INF
4	Sean Springer	INF
14	Landyn Vidourek	RHP/UTL
31	Mitch White	RHP

COACHING STAFF

7	Scott Googins - Head Coach (6th Season)
13	JD Heilmann - Pitching Coach/Recruiting Coordinator (6th Season)
9	Kyle Sprague - Hitting Coach/Infielders (6th Season)
27	Lee Sponseller - Volunteer Assistant/Outfielders (3rd Season)

SUPPORT STAFF

Andy Nagel - Director of Baseball Operations (8th Season)
Austin Woodby - Director of Player Development/Pitching (1st Season)
Brian Jett - Athletic Trainer (2nd Season)
Thomas Gentile - Director of Sports Performance (1st Season)

PRONUNCIATIONS

Scheler: SHE-ler	Lauden: Lao-den (like 'ow')	
Segal: SEE-gull	Brosky: Brah-ski	Schupmann: Shup-man
Hegemann: Heg-a-men	Palmieri: Paul-merry	Hugus: Hew-gus
Guidry: Gid-ree	Vidourek: Vid-er-rick	

ROSTER BY POSITION

RHP.....	12
INF	8
LHP.....	7
OF	4
C.....	3

ROSTER BY CLASS

Freshmen.....	8
Redshirt Freshmen	1
Sophomores	5
Redshirt Sophomores.....	3
Juniors	4
Redshirt Juniors.....	9
Seniors	1
Redshirt Seniors.....	1
Graduates.....	2

ROSTER BY STATE

Ohio	15
Kentucky.....	4
Indiana	6
Pennsylvania	2
Illinois.....	2

One Each: New York, Georgia, Florida, California, Michigan

TV HEADSHOT CHART



ALEC JONES
C • R/R • Poway, Calif.




KERRINGTON KROSS
UTL • R/R • Brownsburg, Ind.




JP SPONSELLER
OF • L/R • Mason, Ohio




SEAN SPRINGER
INF • L/R • Strongsville, Ohio



CAM SCHELER
C • R/R • Louisville, Ky.



MAX PALMIERI
INF • R/R • Maineville, Ohio



LAUDEN BROOKS
INF • R/R • Cincinnati, Ohio



KAMERON GUIDRY
INF • R/R • Snellville, GA



COLE HARTING
OF • R/R • West Chester, Ohio



CONNER LINN
LHP • L/L • Kokomo, Ind.



NICK MCCLANAHAN
RHP • R/R • Union, Ky.



LANDYN VIDOUREK
RHP/UTL • L/R • Hamilton, Ohio




KORY KLINGENBECK
C • S/R • Cincinnati, Ohio



MARCUS SMITH
OF • R/R • Harlem, N.Y.



MAX BERGMANN
RHP • R/R • Georgetown, Ind.



JACKSON MURPHY
RHP • R/R • Cincinnati, Ohio



SHAWN PARNELL
RHP • R/R • Akron, Ohio



JOSH HEGEMANN
OF • L/L • Liberty Township, Ohio



KYLE SCHUPMANN
INF • R/R • Geneva, Ill.



RYAN NICHOLSON
INF • L/L • Louisville, Ky.



CHASE HORST
LHP • L/L • Lititz, Pa.



ANDREW NEFF
LHP • R/L • Martinsville, Ind.



GRIFFIN HUGUS
RHP/UTL • L/R • Wellington, Fla.



CARTER EARLS
LHP • L/L • Middletown, Ohio



CJ DEAN
OF • R/R • Columbus, Ohio



MITCH WHITE
RHP • R/R • Livonia, Mich.



DYLAN BROSKY
RHP • R/R • East Millsboro, Pa.



CHASE HOPEWELL
RHP • R/R • Hamilton, Ohio



TOMMY BOBA
RHP • R/R • Wheaton, Ill.



GARRETT HARKER
RHP • R/R • Lebanon, Ind.




ZACH SEGAL
RHP • R/R • Loveland, Ohio



TOMMY O'CONNOR
LHP/1B • L/L • Martinsville, Ind.



BRENDEN GARULA
LHP • L/L • Mason, Ohio



ALEX SHEA
LHP • L/L • Union, Ky.

COACHING STAFF




SCOTT GOOGINS
HEAD COACH • 6TH SEASON



JD HEILMANN
PITCHING COACH / RECRUITING



KYLE SPRAGUE
HITTING COACH / INFELDERS



LEE SPONSELLER
VOLUNTEER ASSISTANT / OUTFELDERS



SCOTT GOOGINS • HEAD COACH • SIXTH SEASON • OHIO WESLEYAN '92

Scott Googins was named the 28th head baseball coach at the University of Cincinnati on June 6, 2017 and will enter his sixth season in the spring of 2023.

In 2022, the Bearcats continued to experience success as Griffin Merritt was named the AAC Player of the Year, joining Ian Happ (2015) as the only two Cincinnati baseball players to win the award. Merritt was also named CoSIDA First Team All-American, ABCA/Rawlings First Team All-Region and AAC Male Scholar-Athlete of the Year. Five Bearcats took home All-AAC honors in total, tying the Bearcats record since joining the AAC. In addition to the individual accolades, the Bearcats finished the year 35th in the nation with 87 homers and 27th in homers per game (1.58), both of which led the AAC.

Googins guided the Bearcats to their first winning season since 2011 in 2021. UC finished 29-26 and had five players named to the All-AAC First or Second Team. Left-handed pitcher Evan Shawver was drafted by the Colorado Rockies in the seventh round of the 2021 MLB Draft. The Bearcats had one of the best offenses in the conference in 2021, ranking in the top-three in just about every offensive category.

Prior to a pandemic-shortened 2020, Googins led the Bearcats to one of the most successful seasons in program history in 2019. Despite a slow 1-9 start, UC found itself as the No. 2 seed in the American Athletic Conference Tournament where they were yet to win a game. After winning its first three, UC went on to trounce UConn 22-5 to win the AAC Tournament title and advance to the NCAA postseason for the first time in 45 years.

Googins had made magic in the Queen City before and proved he could do it again in his second year. The team broke numerous records during the campaign. Six Bearcats earned All-AAC Tournament honors with AJ Bumpass being named the tournament MVP. Three players were named to the Corvallis Regional All-Tournament Team. Bumpass was later drafted by the Cincinnati Reds. The win over Oregon State marked Googins' 400th in his storied career.

In his first season, Googins guided UC to its best finish since 2011 as the Bearcats finished at 28-28 overall and an even 12-12 in American Athletic Conference play, one of the toughest RPI conferences in the nation. Shortstop Manny Rodriguez was drafted in the tenth round while pitchers Cam Alldred and J.T. Perez also were selected in the MLB draft. All three were all-conference honorees, marking the first time UC has ever had two first team honorees and three total honorees in AAC history. An impressive 23 Bearcats landed on the AAC All-Academic Team for having a 3.0 GPA or better. After posting a 3.20 fall GPA and 3.26 GPA in the spring, UC was recognized by the American Baseball Coaches Association with the Team Academic Excellence Award.

Googins made the move across town after 12 seasons as the head coach at Xavier. The all-time winningest coach in XU history, he compiled a 341-357 record with four NCAA Tournament appearances including back-to-back regional finals berths in 2016 and 2017 and six regular season or conference tournament championships.

Googins led Xavier to a 34-27 finish in 2017. The Musketeers won their second-straight BIG EAST Tournament Championship and advanced to the NCAA Regional Finals for the second-straight year. During his 12 seasons at the helm at XU, Googins earned coaching accolades as the 2009 ABCA Midwest Region Coach of the Year, the 2008 Atlantic 10 Coach of the Year and the 2016 BIG EAST Coaching Staff of the Year. Additionally, 11 of his players were chosen in the MLB First Year Player Draft since 2005.

Before taking the head coaching role at Xavier, Googins was an assistant at Miami (Ohio) from 2000-04. He was an assistant at Indiana from 1992-99, working with the Hoosiers' catchers, outfielders and hitters.

A native of Granville, Ohio, Googins was a three-year varsity letterwinner at Ohio Wesleyan in Delaware, Ohio. He moved into a coaching role as a senior and stayed on after graduation, coaching first base and working with the team's catchers.

THE GOOGINS FILE

Hometown: Granville, Ohio

Wife: Jody

Children: Ellie, Tommy, Charlie

Education: Ohio Wesleyan '92

Playing Career: Ohio Wesleyan - 1989-92 (Catcher)

COACHING CAREER

YEAR	SCHOOL	POSITION
1992-1999	Indiana	Assistant Coach
2000-04	Miami (OH)	Assistant Coach
2005	Xavier	Assistant Coach
2006-17	Xavier	Head Coach
2018-	Cincinnati	Head Coach

CAREER ACCOMPLISHMENTS

- 2016 BIG EAST Coaching Staff of the Year
- 2009 ABCA Midwest Region Coach of the Year
- 2008 Atlantic 10 Coach of the Year
- Five NCAA Appearances (2009, 2014, 2016, 2017, 2019)
- Six 30-win seasons (2019, 2016, 2014, 2013, 2011, 2009)

CHAMPIONSHIPS

- AAC Tournament Championship (2019)
- Three BIG EAST Tournament Championships (2014, 2016, 2017)
- BIG EAST Regular Season Championship (2016)
- Atlantic 10 Tournament Championship (2009)
- Atlantic 10 Regular Season Championship (2008)

MILESTONE WINS

FIRST WIN @ ETSU, 10-5 (02/16/06)
 100TH WIN Saint Joseph's, 6-6 (05/01/09)
 FIRST NCAA WIN vs. Sam Houston St., 9-6 (05/30/09)
 200TH WIN @ UAB, 12-4 (02/24/13)
 300TH WIN Villanova, 1-0 (05/19/16)
 400TH WIN Oregon State, 7-6 (05/31/19)

GOOGINS YEAR-BY-YEAR RECORD

YEAR	SCHOOL	OVERALL			CONFERENCE			FINISH	POSTSEASON
		W	L	PCT	W	L	PCT		
2006	Xavier	19	37	.339	9	18	.333	t-12th	
2007	Xavier	29	31	.483	17	10	.630	4th	
2008	Xavier	27	31	.466	19	8	.704	t-1st	
2009	Xavier	39	21	.650	18	9	.667	3rd	NCAA Regionals (1-2)
2010	Xavier	26	32	.448	18	9	.667	2nd	
2011	Xavier	30	27	.536	14	10	.583	4th	
2012	Xavier	28	28	.500	13	11	.542	7th	
2013	Xavier	32	26	.552	16	8	.667	4th	NCAA Regionals (1-2)
2014	Xavier	30	29	.508	8	10	.444	4th	
2015	Xavier	15	38	.283	3	15	.167	7th	NCAA Regionals (2-2)
2016	Xavier	32	30	.516	14	4	.778	1st	NCAA Regionals (2-2)
2017	Xavier	34	27	.557	10	6	.625	1st	
XAVIER TOTALS		341	357	.489	159	118	.571		6-8 (.429)
YEAR	SCHOOL	W	L	PCT	W	L	PCT	FINISH	POSTSEASON
2018	Cincinnati	28	28	.500	12	12	.500	6th	
2019	Cincinnati	31	31	.500	13	11	.542	2nd	NCAA Regionals (1-2)
2020	Cincinnati	7	8	.467	0	0	.000	n/a	
2021	Cincinnati	29	26	.510	18	14	.563	4th	
2022	Cincinnati	24	31	.436	12	12	.500	4th	
CINCINNATI TOTALS		119	124	.490	55	49	.529		1-2 (.333)
CAREER TOTALS		460	481	.489	213	165	.564		7-10 (.412)

ASSISTANT COACHES

13

**JD HEILMANN**

PITCHING COACH / RECRUITING COORDINATOR

JD Heilmann started his second stint as an assistant coach at the University of Cincinnati in the summer of 2017.

In 2022, Heilmann mentored a pair of pitchers to All-AAC honors in Conner Linn and Beau Keathley. Linn finished with a team-best 4.07 ERA while Keathley struck out a team-best 87 batters.

In 2021, Heilmann mentored Evan Shawver, who was drafted in the seventh round by the Rockies, and Garrett Schoenle, who signed with the White Sox as a NDFB after the 2021 season.

In his first year, Heilmann guided JT Perez and Cam Alldred to all-conference accolades and saw both move on to professional baseball. During the historic 2019 season, his pitching staff included two 12-strikeout performances and saw the second-most saves in a single-season by any UC closer in history.

Heilmann previously coached at UC from 2009-13, serving as the Bearcats pitching coach and recruiting coordinator and was responsible for bringing former All-American and current Chicago Cubs infielder Ian Happ to the Queen City.

He joined Head Coach Scott Googins' staff after working as the general manager of the Midland Baseball program, overseeing 18 amateur teams with ages ranging from 8-18. He also served as Prep Baseball Report's scouting supervisor (2016-17) and Scouting Director (2014-16) and was an associate scout for the Atlanta Braves (2015-17).

Heilmann is regarded as one of the top pitching coaches in college baseball and is known for his ability to develop and relate to pitchers.

He overtook a Cincinnati pitching staff that posted a 6.73 ERA in 2009 and shrunk the group's ERA to 4.25 in 2010, which ranked third in the BIG EAST Conference and 26th nationally.

Under Heilmann's tutelage, seven Bearcats went on to pitch in professional baseball. Six were selected in the Major League Baseball First-Year Player Draft.

Prior to Cincinnati, Heilmann served as the pitching coach and recruiting coordinator at Xavier University for seven seasons and in 2009, he helped the Musketeers to a school record for wins en route to their first Atlantic-10 Conference Tournament Championship and NCAA Tournament appearance.

Heilmann played for the Bearcats in 1997 earned a communications degree while completing his eligibility at the University of Cincinnati following a transfer from Ball State.

A 1993 Moeller High School graduate, Heilmann helped the Crusaders capture a State Baseball Championship, while earning All-City and All-League honors.

Heilmann and his wife Raegene have two children, Dax and Ryley.

9

**KYLE SPRAGUE**

HITTING COACH / INFELDERS

Kyle Sprague joined the University of Cincinnati baseball staff in the summer of 2017.

Sprague helped guide the hitters in 2022 to a team batting average of .277 while also helping the defense to a team .970 fielding percentage. The Bearcats finished the year 35th in the nation with 87 homers and 27th in homers per game (1.58), both of which led the AAC. He also mentored Griffin Merritt to AAC Player of the Year honors in 2022.

His work on offense came through the loudest during the team's historic 2019 season when the Bearcats' bats went on a torrential pace during the postseason. During the 4-0 AAC Tournament run, UC broke the tournament records for runs (51), RBIs (47) and hits (60).

In 2021, UC ranked in the top-three in the AAC in nearly every offensive category, including batting average (2nd), slugging percentage (2nd), runs scored (2nd), home runs (3rd) and total bases (2nd).

During the pandemic-shortened 2020 season, UC ranked 12th in the nation in triples per game, 14th in doubles per game, 21st in on-base percentage, 30th in scoring and 31st in slugging percentage.

Sprague came to UC after two seasons on Head Coach Scott Googins' staff at Xavier University as the volunteer assistant coach.

"Kyle has been with me the past two years and is a great addition to our staff here at UC," Googins said. "He brings a lot to the table - he does an unbelievable job with developing infielders and is on the cutting edge with hitters. He's a young up-and-coming coach who's very energetic and passionate about what he does."

During his two seasons at Xavier, the Musketeers won a BIG EAST Conference regular season championship (2016), two-straight league tournament championships (2016 & 17) and played in consecutive regional finals in the NCAA Championship (2016 & 17).

Sprague worked with hitters and infielders and assisted with outfielders at Xavier. The Musketeers set a school record with a .977 fielding percentage in 2017 after tying the previous record with a .974 mark in 2016.

Sprague has previous experience in the American Athletic Conference having served as a volunteer assistant coach at UCF in 2015.

Sprague has extensive experience as a camp instructor, working at the Marc Wilkins Baseball Academy from 2007-12 and for Cal Ripken Baseball in 2009. He also has served as a camp instructor at Clemson, Vanderbilt, Tennessee, LSU and Mississippi State, among others.

The Mansfield, Ohio, native graduated from Malone (Ohio) University with degrees in business administration and sports management. He played collegiately at Malone and Tiffin University.

Sprague and his wife Erin live in Cincinnati.

40

**LEE SPONSELLER**

VOLUNTEER ASSISTANT / OUTFELDERS

Lee Sponseller rejoined the Cincinnati baseball staff in August 2020 as the volunteer assistant coach.

He works with the outfielders as well as the hitters and perform other duties necessary for the advanced development of the student-athletes.

Sponseller helped guide the hitters in 2022 to a team batting average of .277. The Bearcats finished the year 35th in the nation with 87 homers and 27th in homers per game (1.58), both of which led the AAC.

In 2021, Sponseller assisted in the development of an offense that ranked in the top-three in the AAC in nearly every offensive category, including batting average (2nd), slugging percentage (2nd), runs scored (2nd), home runs (3rd) and total bases (2nd).

He also had a short stint as UC's volunteer director of player development.

Sponseller previously coached at Ohio Dominican, serving as the volunteer assistant coach, handling the team's hitting and outfielders as well as assisting with base running. He played at Ohio Dominican, finishing his career with a .367 batting average with 26 homeruns and 108 RBIs.

From there, he spent one year as a graduate transfer at Coastal Carolina, hitting .290 during the season with six homeruns and 42 RBI, including three grand slams.

Sponseller earned a bachelor's degree in finance and economics from Ohio Dominican in May 2017 and graduated with an MBA from Coastal Carolina in August 2018. He currently resides in Mason, Ohio.



CATCHER

ALEC JONES 0

CLASS: **RS-JUNIOR**
 HOMETOWN: **POWAY, CALIF.**
 HIGH SCHOOL: **RANCHO BERNARDO**
 R/R • 6-0 • 192

CAREER HIGHS

Hits: 4, last vs. South Dakota St. (5/19/22)
 Doubles: 2, last vs. Tulane (4/22/23)
 Triples: 1, last vs. Central Arkansas (3/15/22)
 Home runs: 1, last at ECU (4/14/23)
 Total bases: 7, at Omaha (5/15/21)
 RBI: 5, vs. Butler (3/25/23)
 Runs scored: 3, vs. Butler (3/25/23)
 Walks: 3, at Memphis (4/8/23)
 Hit by pitch: 2, last vs. Little rock (3/16/22)
 Struck out: 3, last at Oklahoma State (4/19/22)
 Sac flies: 1, last at Georgia State (2/18/23)
 At bats: 6, at Oklahoma State (4/19/22)
 Stolen bases: 2, at Memphis (4/8/23)
 Putouts: 18, vs. North Dakota State (3/26/21)
 Assists: 3, last at Omaha (5/27/22)

- Batted .538 (7-for-13) in three games against Tulane with four RBI, two doubles, and three runs scored
- Went 3-for-5 with a career-high five RBI in 15-5 win over Butler (March 25), including a three-run homer to right field in the first inning
- Earned spot on AAC weekly honor roll on March 6 after batting .571 (4-for-7) with a homer, three RBI and two walks in three games against North Alabama
- Lifted UC to a 2-1 walk-off victory over North Alabama in game three of series on March 5, driving in the winning run with a single to the pitcher
- Made his UC debut at Georgia State (Feb. 17-19), where he went 2-for-4 with one RBI and two runs scored in two starts
- Played two seasons for Oral Roberts (2021, 2022) and one season for Palomar College (2020)
- Older brother, Connor, who was a left-handed pitcher, caused Jones to become a catcher; loves the ocean and surfs nearly every morning in San Diego



INFILDER/OUTFIELDER

KERRINGTON CROSS 2

CLASS: **RS-SOPHOMORE**
 HOMETOWN: **BROWNSBURG, IND.**
 HIGH SCHOOL: **BROWNSBURG**
 R/R • 6-1 • 200

CAREER HIGHS

Hits: 3, last vs. Indiana (4/19/23)
 Doubles: 2, last vs. Indiana (4/19/23)
 Triples: 2, vs. St. Joseph's (3/19/22)
 Home runs: 1, last vs. Tulane (4/21/23)
 Total bases: 8, vs. Memphis (5/13/22)
 RBI: 5, vs. Indiana (4/19/23)
 Runs scored: 3, last vs. Tulane (4/23/23)
 Walks: 3, last vs. ECU (5/1/22)
 Hit by pitch: 1, last vs. Tulane (4/23/23)
 Struck out: 3, last at Florida (2/25/23)
 Sac flies: 1, vs. Wright State (4/6/22)
 At bats: 6, at Wichita State (4/15/22)
 Stolen bases: 2, last at ECU (4/16/23)
 Putouts: 3, last at ECU (4/14/23)
 Assists: 5, last at Tulane (5/6/2022)

- Named to AAC weekly honor roll on April 24; batting .562 (9-for-16) in four starts with six RBI, nine runs scored, four multi-hit games and four extra-base hits
- Batted .545 (6-for-11) in three games against Tulane with eight runs scored, a home run, a double and two walks
- Finished 3-for-5 with a career-high five RBI to go along with a career-high-tying two doubles and one run scored against Indiana (April 19)
- Went 3-for-5 with a career-high two doubles and one run scored in middle game versus Wichita State (April 1)
- Belted a pinch-hit home run to left field in eighth inning as Bearcats scored seven runs in the frame to rally past ECU, 10-5, on March 8
- Played in 52 games and started 50, mostly at third base, in 2022, batting .291; led the AAC with five triples, and stole a team-high 17 bases in 23 attempts
- Born in Honolulu, Hawaii and is majoring in chemical engineering



INFILDER

JP SPONSELLER 3

CLASS: **RS-JUNIOR**
 HOMETOWN: **MASON, OHIO**
 HIGH SCHOOL: **MASON**
 L/R • 5-11 • 203

CAREER HIGHS

Hits: 3, last vs. Northwestern (3/5/2022)
 Doubles: 2, last vs. UNA (3/4/23)
 Triples: N/A
 Home runs: 3, vs. Northwestern (3/5/2022)
 Total bases: 12, vs. Northwestern (3/5/2022)
 RBI: 7, vs. Northwestern (3/5/2022)
 Runs scored: 4, vs. Northwestern (3/5/22)
 Walks: 3, last vs. Northern Kentucky (5/11/22)
 Hit by pitch: 1, last at Xavier (3/22/23)
 Struck out: 3, vs. Northwestern (3/4/22)
 Sac flies: 1, last vs. UCF (5/20/22)
 At bats: 5, last vs. UCF (5/19/22)
 Stolen bases: 1, last vs. UNA (3/4/23)
 Putouts: 11, last at Liberty (3/3/20)
 Assists: 2, last vs. Indiana State (2/29/20)

- Went 2-for-5 with two RBI against Wright State on April 4
- Was 2-for-4 with two RBI and two runs scored in UC's 19-6 win over Xavier on March 22
- Hit first home run of the season in home opener against Miami (OH) on March 1; finished 1-for-3 with two RBI and two walks
- Appeared in 43 games with 37 starts, primarily at DH, in 2022, batting .220 with 8 home runs, 7 doubles and 25 RBI
- Named one of Collegiate Baseball's National Players of the Week (3/7/22) following 3 HR, 7 RBI performance against Northwestern
- Played two seasons for Elon (2021, 2020)
- Brother Ty played football at the University of Cincinnati... brother Lee played baseball at Ohio Dominican and Coastal Carolina

HITTER NOTES



INFILDER

SEAN SPRINGER 4

CLASS: **RS-SOPHOMORE**
 HOMETOWN: **STRONGSVILLE, OHIO**
 HIGH SCHOOL: **HOLY NAME**
 L/R • 5-10 • 174

CAREER HIGHS

Hits: 2, at Georgia State (2/19/23)
 Doubles: 1, vs. Saint Josephs (3/20/22)
 Triples: N/A
 Home runs: 1, vs. Wichita State (4/2/23)
 Total bases: 4, vs. Wichita State (4/2/23)
 RBI: 2, vs. Wichita State (4/2/23)
 Runs scored: 1, last vs. Wichita State (4/2/23)
 Walks: 1, last vs. Indiana (4/19/23)
 Hit by pitch: 1, vs. Wright State (4/4/23)
 Struck out: 2, last at ECU (4/14/23)
 Sac flies: N/A
 At bats: 4, at Georgia State (2/19/23)
 Stolen bases: 1, last vs. Butler (3/26/23)
 Putouts: 1, last at ECU (4/14/23)
 Assists: 5, vs. Princeton (3/18/23)

- Smashed his first career home run over the left field wall — a two-out, two-run shot — in UC's 9-8 comeback win over Wichita State (April 2)
- Made his first career start at second base in series finale at GSU (Feb. 19), going 2-for-4 with an RBI in the 6-4 win
- Made collegiate debut as defensive sub vs. Northwestern last season (3/5/22)
- Doubled in his first collegiate at-bat against Saint Joseph's (3/20/22)
- Played for the Park Rangers this past summer where he was selected as a CSL All-Star and named one half of the CSL's "Dynamic Duo" for helping to turn 25+ double plays in just 29 games



CATCHER

CAM SCHELER 5

CLASS: **RS-JUNIOR**
 HOMETOWN: **LOUISVILLE, KY.**
 HIGH SCHOOL: **ST. XAVIER**
 R/R • 6-1 • 220

CAREER HIGHS

Hits: 3, at UCF (5/19/22)
 Doubles: 1, last vs. Wichita State (4/1/23)
 Triples: N/A
 Home runs: 1, last at ECU (4/16/23)
 Total bases: 7, at UCF (5/19/22)
 RBI: 5, at UCF (5/19/2022)
 Runs scored: 3, at UCF (5/19/22)
 Walks: 2, last vs. Miami (OH) (3/1/23)
 Hit by pitch: 1, last vs. Miami (OH) (3/1/23)
 Struck out: 3, last vs. Tulane (5/27/22)
 Sac flies: N/A
 At bats: 5, vs. Louisville (4/12/22)
 Stolen bases: 1, last vs. UNA (3/5/23)
 Putouts: 16, last vs. Miami (OH) (3/1/23)
 Assists: 3, at Xavier (3/28/22)

- 2023 Team Captain
- Belted second homer of the year, a solo shot to center field, against ECU on April 16
- Finished 2-for-4 with a double and RBI in middle game versus Wichita State (April 1), and launched first homer of the season in series finale (April 2)
- Made season debut versus Miami (OH) on March 1
- Played 25 games, starting 17 at catcher in 2022, batting .186 with 5 home runs and 15 RBI
- Posted a .313 batting average and .813 slugging percentage in conference play with two home runs, two doubles and eight RBI
- Launched a ninth inning, pinch-hit, walk-off home run in his first at-bat of the season against Ohio State (3/2/22)



INFILDER

MAX PALMIERI 6

CLASS: **RS-JUNIOR**
 HOMETOWN: **MAINEVILLE, OHIO**
 HIGH SCHOOL: **KINGS**
 R/R • 5-9 • 181

CAREER HIGHS

Hits: 5, vs. King (Tenn.) (2/19/20)
 Doubles: 1, last at UCF (5/19/22)
 Triples: N/A
 Home runs: 1, last at Wofford (3/10/23)
 Total bases: 5, vs. King (Tenn.) (2/19/20)
 RBI: 3, vs. King (Tenn.) (2/19/20)
 Runs scored: 4, vs. Carson-Newman (3/7/20)
 Walks: 2, last vs. Indiana (4/20/22)
 Hit by pitch: 1, last vs. Houston (4/10/22)
 Struck out: 2, last at ECU (5/1/22)
 Sac flies: N/A
 At bats: 6, last vs. Wichita St (4/16/22)
 Stolen bases: 2, at Winthrop (3/14/23)
 Putouts: 7, vs. Kentucky State (3/11/20)
 Assists: 7, vs. Kentucky State (3/11/20)

- Went 3-for-4 with one run scored and career-high two stolen bases in 3-1 win over Winthrop (March 14)
- Made season debut in game one at Wofford (March 10) where he went 2-for-4 with a home run, two RBI and two runs scored
- Played for Lincoln Memorial University in 2020, and Lincoln Trail Community College in 2021
- Played in 27 games and started in 16 in 2022 for the Bearcats
- Batted .196 with 3 doubles, 2 home runs and 7 RBI in 56 at-bats last season
- Started 21 games at Lincoln Memorial in 2020... recorded a season-high 5 hits against King (Tenn.) (2/19/20)



INFIELDER

LAUDEN BROOKS 8

CLASS: **SOPHOMORE**
HOMETOWN: **CINCINNATI, OHIO**
HIGH SCHOOL: **MCNICHOLAS**
R/R • 5-10 • 190

CAREER HIGHS

Hits: 2, last vs. Indiana (4/19/23)
Doubles: 1, last vs. Miami (OH) (4/11/23)
Triples: N/A
Home runs: 1, vs. UNA (3/5/23)
Total bases: 5, vs. UNA (3/5/23)
RBI: 2, vs. Wichita State (4/1/23)
Runs scored: 3, vs. Butler (3/26/23)
Walks: 2, last vs. Tulane (4/23/23)
Hit by pitch: 1, last at ECU (4/16/23)
Struck out: 3, at ECU (4/14/23)
Sac flies: 1, vs. SFA (3/30/22)
At bats: 4, last vs. Butler (3/26/23)
Stolen bases: 3, vs. Butler (3/26/23)
Putouts: 6, vs. Princeton (3/18/23)
Assists: 7, last at ECU (4/15/23)

- Went 2-for-3 with his first career triple and a career-high three stolen bases in UC's 13-3 win over Butler in the series finale
- Hit first career home run in 8-1 series finale win against North Alabama on March 5
- Went 2-for-2 with one RBI, two runs scored and two walks vs. Miami (OH) on March 1 - tying career highs in hits, walks and runs scored
- Made UC debut at Georgia State (Feb. 17-19) where he totaled two hits, two RBI and two walks in three starts
- Transfer from Texas Tech where he saw action in 12 games in 2022
- Comes from a family of Bearcats: Father Marc pitched at the University of Cincinnati (1984-1985), two older brothers also attended UC, says he "transferred home to UC to win championships"



INFIELDER

KAMERON GUIDRY 9

CLASS: **RS-JUNIOR**
HOMETOWN: **SNELLVILLE, GA.**
HIGH SCHOOL: **REDAN**
R/R • 5-11 • 179

CAREER HIGHS

Hits: 3, vs. Miami (OH) (4/11/23)
Doubles: 2, at UCF (5/19/22)
Triples: 1, vs. North Florida (3/6/21)
Home runs: 1, last vs. Tulane (4/23/23)
Total bases: 6, last vs. Tulane (4/21/23)
RBI: 4, last vs. Tulane (4/21/23)
Runs scored: 2, last vs. Tulane (4/23/23)
Walks: 3, vs. Tulane (4/23/23)
Hit by pitch: 2, vs. Miami (OH) (3/1/23)
Struck out: 4, at Georgia State (2/17/23)
Sac flies: 1, last at Memphis (4/8/23)
At bats: 6, at Xavier (3/22/23)
Stolen bases: 1, last vs. Indiana (4/19/23)
Putouts: 4, last at Florida (2/24/23)
Assists: 8, vs. Tulane (5/24/22)

- Leads the team in RBI (34) and multi-RBI games (11) and has 27 RBI in his last 20 games
- Smashed three-run home run in the 10th to lift UC to a 7-5 walk-off win over Miami (OH) on April 11
- Earned a spot on the AAC weekly honor roll on March 27 after batting .316 (6-for-19) with a grand slam, 10 RBI and seven runs scored in five games played
- Launched his first career grand slam, ripped left field in the first inning, as UC downed rival Xavier, 19-6, on March 22
- Delivered a two-out, two-run single to left field in the top of the eighth to break the late-inning tie and give UC the 6-4 series finale win at Georgia State (Feb. 19)
- Played in 26 games, started 20 in 2022, batting .257 with 3 doubles, 4 home runs and 13 RBI in 70 at-bats
- Played two seasons at Georgia (2021, 202) where he appeared in 18 games in 2021



OUTFIELDER

COLE HARTING 10

CLASS: **JUNIOR**
HOMETOWN: **WEST CHESTER, OHIO**
HIGH SCHOOL: **MASON**
R/R • 5-11 • 203

CAREER HIGHS

Hits: 6, at Xavier (3/20/21)
Doubles: 2, last at UCF (5/19/22)
Triples: 1, last vs. Indiana (4/20/22)
Home runs: 2, last vs. Northern Kentucky (5/11/22)
Total bases: 13, at Xavier (3/20/21)
RBI: 5, last vs. Houston (4/9/2022)
Runs scored: 4, at Xavier (3/20/21)
Walks: 3, last vs. Wichita State (4/1/23)
Hit by pitch: 1, last at Florida (2/26/23)
Struck out: 4, last vs. Miami (OH) (3/1/2023)
Sac flies: 1, last at UCF (5/19/22)
At bats: 7, at Wichita State (4/14/22)
Stolen bases: 2, last at Wichita State (4/15/22)
Putouts: 9, at Tulane (5/8/2022)
Assists: 1, last at ECU (4/15/23)

- 2023 Team Captain
- Recorded his 150th career hit on April 15 against ECU
- Notched his 100th career RBI with a two-run walk-off single in Cincinnati's 9-8 comeback victory over Wichita State (April 2)
- Finished 2-for-5 with a three-run home run in UC's 19-6 win over rival Xavier on March 22
- Earned No. 5 prospect ranking for the upcoming 2023 MLB Draft by DIBaseball in their AAC preview
- Started in all 54 of his games played in 2022, batting .313 with 9 doubles, 2 triples, 9 home runs and 47 RBI and scored a team-high 53 runs
- Last season, launched a two-run, walk-off home run against Northwestern (3/5/22) and hit first career grand slam at home vs. Houston (4/9/22)
- Three-time AAC weekly honor roll selection in 2022... AAC Player of the Week in 2021

HITTER NOTES



RHP/INFIELDER/OUTFIELDER

LANDYN VIDOUREK 14

CLASS: **FRESHMAN**
 HOMETOWN: **HAMILTON, OHIO**
 HIGH SCHOOL: **BADIN**
 L/R • 6-2 • 180

CAREER HIGHS

Hits: 3, vs. Wichita State (4/2/23)
 Doubles: 1, vs. UNA (3/4/23)
 Triples: 1, vs. Wichita State (4/2/23)
 Home runs: 1, last vs. Butler (3/26/23)
 Total bases: 5, last vs. Wichita State (4/4/23)
 RBI: 5, vs. UNA (3/4/23)
 Runs scored: 3, last vs. Wichita State (4/2/23)
 Walks: 3, at Florida (2/26/23)
 Hit by pitch: 1, vs. Miami (OH) (3/1/23)
 Struck out: 3, last vs. Wichita State (3/31/23)
 Sac flies: N/A
 At bats: 5, last vs. Butler (3/26/23)
 Stolen bases: 1, last at ECU (4/16/23)
 Putouts: 7, at Winthrop (3/15/23)
 Assists: 1, at ECU (4/15/23)

- Smashed a two-run home run to right field in UC's 13-3 run-rule win over Butler in the series finale
- Belted his first career home run against Winthrop on March 15, going 2-for-5 with seven putouts
- Finished 2-for-5 with a personal-best five RBI in a 9-8 win against UNA on March 4 (game two)
- Went 2-for-3 with an RBI single and walk in middle game of series at No. 7 Florida (Feb. 25); drew three walks in series finale (Feb. 26)
- Made his collegiate debut in series finale at Georgia State (Feb. 19) where he registered his first collegiate hit
- Starred at Badin High School in Hamilton, Ohio where he was a starting pitcher in baseball and starting quarterback in football
- Two-way player who can also pitch for the Bearcats



CATCHER

KORY KLINGENBECK 15

CLASS: **RS-SOPHOMORE**
 HOMETOWN: **CINCINNATI, OHIO**
 HIGH SCHOOL: **ELDER**
 S/R • 5-10 • 205

CAREER HIGHS

Hits: 1, last at Xavier (3/22/23)
 Doubles: 1, last at USC Upstate (3/16/23)
 Triples: N/A
 Home runs: 1, at Xavier (3/22/23)
 Total bases: 4, at Xavier (3/22/23)
 RBI: 4, at Xavier (3/22/23)
 Runs scored: 2, at Xavier (3/22/23)
 Walks: 1, last vs. Indiana (4/19/23)
 Hit by pitch: 1, last vs. UNA (3/4/23)
 Struck out: 4, at Georgia State (2/19/23)
 Sac flies: N/A
 At bats: 5, at Georgia State (2/19/23)
 Stolen bases: N/A
 Putouts: 13, vs. Butler (3/26/23)
 Assists: 4, vs. Indiana (4/19/23)

- Cleared the bases with his first career grand slam in the second inning, ripped to right center, in UC's 19-6 win over rival Xavier on March 22
- Went 1-for-3 with an RBI and walk at USC Upstate (March 16) where he notched his third double of the season in the eighth inning
- Made his UC debut at Georgia State (Feb. 17-19) with two starts at catcher, recording a hit in each of the contests
- Transfer from Walters State Community College where he exploded for 14 home runs and 48 RBI in 2022
- Batted .306 with a slugging percentage of .736 in 49 games of action and had a .997 fielding percentage with 33 defensive assists on the season
- Local product who starred at Elder High School in Cincinnati



OUTFIELDER

MARCUS SMITH 16

CLASS: **FRESHMAN**
 HOMETOWN: **HARLEM, N.Y.**
 HIGH SCHOOL: **P27 ACADEMY**
 R/R • 6-0 • 191

CAREER HIGHS

Hits:
 Doubles:
 Triples:
 Home runs:
 Total bases:
 RBI:
 Runs scored:
 Walks:
 Hit by pitch:
 Struck out:
 Sac flies:
 At bats:
 Stolen bases:
 Putouts:
 Assists:

- Came in at No. 15 in D1Baseball's top impact freshman in their organization's AAC preview



OUTFIELDER

JOSH HEGEMANN 22

CLASS: **JUNIOR**
HOMETOWN: **LIBERTY TOWNSHIP, OHIO**
HIGH SCHOOL: **BADIN**
L/L • 6-0 • 173

CAREER HIGHS

Hits: 2, last vs. Butler (3/26/23)
Doubles: 1, vs. Butler (3/26/23)
Triples: N/A
Home runs: N/A
Total bases: 3, vs. Butler (3/26/23)
RBI: 3, vs. Butler (3/26/23)
Runs scored: 2, last vs. Butler (3/25/23)
Walks: 4, vs. Butler (3/26/23)
Hit by pitch: 1, last at USC Upstate (3/16/23)
Struck out: 3, at Xavier (3/30/22)
Sac flies: N/A
At bats: 5, at Florida (2/24/23)
Stolen bases: 2, at Memphis (4/8/23)
Putouts: 5, at Florida (2/25/23)
Assists: 1, at USC Upstate (3/16/23)

- Against Butler, drove in a career-high three runs in the middle game and drew a career-high four walks in the series finale
- Finished 2-for-2 with a run scored, a walk and a stolen base versus Princeton (March 18)
- Notched first multi-RBI game with two RBI while going 2-for-4 at the plate against Miami (OH) on March 1
- Made two starts during opening weekend, including a two-walk, one-run scored outing in 6-4 series finale win at GSU (Feb. 19)
- Appeared in 18 games in 2022, where he scored four runs, drew four walks and picked up two RBI
- Scored the winning run on a walk-off wild pitch against Saint Joseph's (3/19/22)
- Played in 17 games with three at-bats as a freshman in 2021



INFILDER

KYLE SCHUPMANN 23

CLASS: **FRESHMAN**
HOMETOWN: **GENEVA, ILL.**
HIGH SCHOOL: **LUTHER PREP**
R/R • 6-1 • 191

CAREER HIGHS

Hits: 2, at Florida (2/26/23)
Doubles: 1, at Florida (2/25/23)
Triples: N/A
Home runs: 1, last vs. Marshall (3/21/23)
Total bases: 5, at Florida (2/26/23)
RBI: 3, at Florida (2/26/23)
Runs scored: 2, last at Xavier (3/22/23)
Walks: 3, vs. UNA (3/4/23)
Hit by pitch: 2, at Georgia State (2/18/23)
Struck out: 2, last vs. Wichita State (4/1/23)
Sac flies: 1, vs. Louisville (3/28/23)
At bats: 5, at Florida (2/26/23)
Stolen bases: 1, last at Xavier (3/22/23)
Putouts: 5, vs. Wichita State (4/2/23)
Assists: 5, vs. Wichita State (4/1/23)

- Belted his second career home run, a solo shot to left field, against Marshall on March 21
- Went 2-for-5 with his first career home run and 3 RBI in series finale at No. 7 Florida (Feb. 26)
- Made collegiate debut at third base in first-ever collegiate game at Georgia State (Feb. 17)
- Came in at No. 25 in DIBaseball's top impact freshman in their organization's AAC preview
- Named All-State his senior year and was a three-time First Team All-Conference selection (covid canceled 2020 season) at Luther Prep



INFILDER

RYAN NICHOLSON 25

CLASS: **RS-JUNIOR**
HOMETOWN: **LOUISVILLE, KY.**
HIGH SCHOOL: **ST. XAVIER**
L/L • 6-4 • 229

CAREER HIGHS

Hits: 3, last vs. Butler (3/25/23)
Doubles: 2, last vs. Tulane (4/21/23)
Triples: 1, last at Florida (2/24/23)
Home runs: 1, last at ECU (4/14/23)
Total bases: 7, last at Florida (2/24/23)
RBI: 4, vs. Wichita State (4/23/21)
Runs scored: 3, last vs. Butler (3/25/23)
Walks: 3, last at Wofford (3/10/23)
Hit by pitch: 1, vs. East Carolina (5/26/22)
Struck out: 3, last vs. Tulane (4/23/23)
Sac flies: 2, vs. Western Michigan (3/13/21)
At bats: 6, last at Xavier (3/22/23)
Stolen bases: 1, last vs. Butler (3/26/23)
Putouts: 16, at Wichita State (4/16/22)
Assists: 3, vs. Tulane (4/23/23)

- Leads the club in hits (44), home runs (9), doubles (11) and multi-hit games (12)
- Went 3-for-4 vs. Princeton (March 17) with a career-high two doubles that each drove in a run
- Collected second AAC weekly honor roll recognition on March 13 after batting .400 (4-for-10) with a home run, three walks and three runs scored in three games
- Earned a spot on first AAC weekly honor roll of the season (Feb. 20), batting .462 (6-for-13) with a home run, two RBI, four runs scored and two walks at GSU
- Preseason All-American Athletic Conference selection after being named Second Team All-AAC in 2022, batting .277 with 12 doubles, 12 home runs and 40 RBI
- Was second on the team in doubles (12), home runs (12) and slugging percentage (.529), third in RBI (40) and fifth in hits (53) and runs (41) in 2022
- Has played in 151 career games for the Bearcats, recording 99 career RBI, 98 runs scored and 26 home runs

HITTER NOTES



RHP/INFIELDER/OUTFIELDER

GRIFFIN HUGUS 28

CLASS: **FRESHMAN**
 HOMETOWN: **WELLINGTON, FLA.**
 HIGH SCHOOL: **CARDINAL NEWMAN**
 S/R • 6-2 • 184

CAREER HIGHS

Hits: 3, vs. Miami (OH) (4/11/23)
 Doubles: 2, vs. Miami (OH) (4/11/23)
 Triples: N/A
 Home runs: 1, last vs. UNA (3/5/23)
 Total bases: 5, at Georgia State (2/19/23)
 RBI: 3, vs. Miami (OH) (3/1/23)
 Runs scored: 2, last vs. Butler (3/26/23)
 Walks: 2, vs. Miami (OH) (3/1/23)
 Hit by pitch: 1, last at Winthrop (3/14/23)
 Struck out: 4, vs. Tulane (4/22/23)
 Sac flies: N/A
 At bats: 5, last vs. Indiana (4/19/23)
 Stolen bases: 2, at Memphis (4/8/23)
 Putouts: 5, vs. Indiana (4/19/23)
 Assists: 6, vs. Tulane (4/22/23)

Innings Pitched: 5.0, at Memphis (4/6/23)
 Walks allowed: 5, at ECU (4/14/23)
 Strikeouts: 6, at Memphis (4/6/23)
 Batters faced: 21, at Memphis (4/6/23)

- Finished 3-for-4 with a career-high two doubles to go along with a stolen base and one run scored in UC's 7-5 walk-off win over Miami (OH) on April 11
- Named to AAC weekly honor roll on April 10 after earning first career win in first collegiate start in 6-2 win over Memphis (April 6). He held Memphis to just one run on three hits and struck out a season-high six batters with two walks in five quality innings
- Went 1-for-2 with two RBI, two runs scored, a walk and a stolen base in the series finale against Butler
- Made collegiate debut, coming in as a relief pitcher, in first-ever collegiate game at Georgia State (Feb. 17)
- Picked up his first career save in series finale at GSU (Feb. 19) where he also went 2-for-4 at the plate with his first career home run - a two-run shot
- Attended Cardinal Newman High School in West Palm Beach, Florida



OUTFIELDER

CJ DEAN 30

CLASS: **RS-FRESHMAN**
 HOMETOWN: **COLUMBUS, OHIO**
 HIGH SCHOOL: **CENTENNIAL**
 R/R • 6-0 • 196

CAREER HIGHS

Hits: 2, vs. UNA (3/5/23)
 Doubles: N/A
 Triples: N/A
 Home runs: 1, vs. UNA (3/4/23)
 Total bases: 5, vs. UNA (3/5/23)
 RBI: 2, vs. UNA (3/4/23)
 Runs scored: 1, last vs. Indiana (4/19/23)
 Walks: 1, vs. UNA (3/5/23)
 Hit by pitch: 1, last vs. UNA (3/5/23)
 Struck out: 2, last at Wofford (3/11/23)
 Sac flies: N/A
 At bats: 3, last vs. Tulane (4/21/23)
 Stolen bases: 2, vs. Tulane (4/21/23)
 Putouts: 4, vs. Tulane (4/22/23)
 Assists: 1, last vs. Indiana (4/19/23)

- Came in late against Indiana (April 19), going 1-for-2 with an RBI and run scored
- Went 2-for-3 in 9-0 win over UNA on March 4 (game one) with his first career home run - a two-run shot to left field
- Made UC debut in game one of series at Georgia State (Feb. 17) and picked up his first collegiate hit in game three
- Played at Centennial High School in Columbus, Ohio where he was a two-sport All-District award winner in football and baseball
- Father played baseball at Ohio Dominican; sister Alyssa played basketball at Memphis



LEFT-HANDED PITCHER/1B

TOMMY O'CONNOR 44

CLASS: **SOPHOMORE**
 HOMETOWN: **MARTINSVILLE, IND.**
 HIGH SCHOOL: **MOORESVILLE**
 L/L • 6-4 • 222

CAREER HIGHS

Hits: 3, vs. Tulane (4/23/23)
 Doubles: 1, vs. Tulane (4/23/23)
 Triples: N/A
 Home runs: 1, last vs. Tulane (4/23/23)
 Total bases: 7, vs. Tulane (4/23/23)
 RBI: 5, vs. Tulane (4/23/23)
 Runs scored: 2, vs. Tulane (4/23/23)
 Walks: 3, vs. UNA (3/4/23)
 Hit by pitch: N/A
 Struck out: 2, last vs. Tulane (4/21/23)
 Sac flies: N/A
 At bats: 4, last at ECU (4/14/23)
 Stolen bases: 1, last vs. Tulane (4/23/23)
 Putouts: 2, at ECU (4/16/23)
 Assists: 1, at Memphis (4/8/23)

Innings Pitched: 4.0, at Memphis (4/8/23)
 Walks allowed: 5, vs. Indiana (4/19/23)
 Strikeouts: 5, vs. Tulane (5/27/22)
 Batters faced: 17, at Memphis (4/8/23)

- Went 3-for-4 with a three-run home run, a double, two runs scored, a walk and a stolen base in UC's 12-1 win over Tulane on April 23
- Batted .357 (5-for-14) with five RBI in four starts from April 10-16, recording home runs in back-to-back games against Miami (OH) and ECU
- Belted first career home run - a three-run shot 418 feet over the right field wall - in UC's 7-5 walk-off win over Miami (OH) on April 11; made first-ever start in LF
- Went a career-long 4.0 innings, allowing just one run on three hits in his second start of the season as UC defeated Memphis, 5-3, on April 8
- Earned No. 16 prospect ranking for the 2024 MLB Draft by DIBaseball in their AAC preview
- Appeared in four games for the Bearcats in 2022, pitching 6.1 innings all in relief... Made collegiate debut at Louisville (4/12/22)
- All-State in baseball and football at Mooresville High School - defensive end on his high school football team



LEFT-HANDED PITCHER

CONNER LINN II

CLASS: **JUNIOR**
 HOMETOWN: **KOKOMO, IND.**
 HIGH SCHOOL: **WESTERN**
 L/L • 6-3 • 217

CAREER HIGHS

Innings Pitched: 7, vs. ECU (4/30/22)
 Walks allowed: 3, vs. Northwestern (3/05/22)
 Strikeouts: 6, vs. Tulane (5/07/22)
 Batters faced: 28, vs. ECU (4/30/22)
 Field chances: 3, vs. ECU (4/01/22)
 Putouts: 1, vs. South Florida (4/23/22)
 Assists: 3, vs. ECU (4/01/22)

- Made his first start of the season in the series finale against Butler (March 26), working one inning in his season debut
- Earned No. 19 prospect ranking for the 2024 MLB Draft by D1Baseball in their AAC preview
- Named Second Team All-AAC in 2022
- Finished the 2022 season with a 4-2 record and a 4.07 ERA
- Pitched at least six innings in five of his 10 starts last year
- Was first on the team in ERA (4.07), third in starts (10) and fourth in innings pitched (48.2) and strikeouts (38)



RIGHT-HANDED PITCHER

NICK MCCLANAHAN 13

CLASS: **GRADUATE**
 HOMETOWN: **UNION, KY.**
 HIGH SCHOOL: **RYLE**
 R/R • 6-2 • 164

CAREER HIGHS

Innings Pitched: 8.0, vs. Anderson (5/12/22)
 Walks allowed: 5, vs. Anderson (5/12/22)
 Strikeouts: 15, vs. Mt. St Josephs (4/23/22)
 Batters faced: 34, vs. Anderson (5/12/22)
 Field chances: 5, vs. Manchester (4/16/22)
 Putouts: 2, vs. Transylvania (4/30/22)
 Assists: 3, vs. Manchester (4/16/22)

- Went a season-long 2.0 innings with three strikeouts in UC's 9-8 win over North Alabama on March 4
- Made UC debut in game one of series at Georgia State (Feb. 17) where he went one shutout inning, striking out one and walking three
- Transfer from Franklin where he appeared in 12 games with 12 starts with a 6-0 record last season
- Totaled 87 strikeouts in 70.2 innings pitched in 2022... struck out a career-high 15 batters against Mt. St. Joseph on April 23, 2022
- Appeared in 13 games with 10 starts with a record of 6-1, 55.1 innings pitched and 65 strikeouts as a junior in 2021
- Posted 157 strikeouts in his four-year career at Franklin



RIGHT-HANDED PITCHER

MAX BERGMANN 18

CLASS: **JUNIOR**
 HOMETOWN: **GEORGETOWN, IND.**
 HIGH SCHOOL: **ST. XAVIER**
 R/R • 6-3 • 195

CAREER HIGHS

Innings Pitched: 5.1, vs. Houston (4/8/22)
 Walks allowed: 3, last at East Carolina (4/3/21)
 Strikeouts: 8, vs. Houston (4/8/22)
 Batters faced: 22, last vs. East Carolina (5/14/21)
 Field chances: 2, last at East Carolina (5/1/22)
 Putouts: N/A
 Assists: 2, last vs. ECU (5/1/22)

- Has 89 strikeouts in his career
- Struck out a season-high six batters in four innings in relief at Wofford on March 10
- Tossed a scoreless ninth inning with a strikeout in UC's 10-5 win over ECU on March 8
- Pitched 51.2 innings in 22 appearances out of the Cincinnati bullpen in 2022 where he recorded a 7.14 ERA with 45 strikeouts and only 17 walks
- Appeared in 16 games and pitched 28.2 innings in 2021
- Played for St. Xavier High School in Louisville where he threw a no-hitter as a junior in the district championship resulting in a win
- His father Ralph played soccer at Western Kentucky University

BULLPEN NOTES



RIGHT-HANDED PITCHER

JACKSON MURPHY 20

CLASS: **RS-SENIOR**
 HOMETOWN: **CINCINNATI, OHIO**
 HIGH SCHOOL: **IMG ACADEMY**
 R/R • 6-2 • 238

CAREER HIGHS

Innings Pitched: 3.0, last vs. ECU (5/15/21)
 Walks allowed: 4, vs. Saint Louis (3/27/21)
 Strikeouts: 4, last at South Florida (4/30/21)
 Batters faced: 14, last vs. ECU (5/26/22)
 Field chances: 2, last at Memphis (4/8/23)
 Putouts: 1, last at Memphis (4/8/23)
 Assists: 2, last vs. North Alabama (3/4/23)

- 14 strikeouts from 100 in his career and is ninth all-time at UC in career appearances with 71
- Earned his first career save in UC's 12-9 win over Tulane on April 21 - with two runners with one out, he came out of the bullpen and retired the next two batters
- Leads the team in wins (3), most recently picking up the victory in 1.2 shutout innings against Memphis on April 8
- Earned the win in 2.2 innings of relief work in UC's 2-1 walk-off win against UNA in game three of series on March 5
- Went two shutout innings while giving up one hit, allowing no walks and striking out three to earn the series finale win at Georgia State (Feb. 19)
- Appeared in a team-high 23 games, all out of the bullpen, in 2022, holding a 6.21 ERA with a 3-2 record, notching 25 strikeouts in 29.0 IP
- Father, Shenan, played baseball at UC and older brother, Cole, played baseball at UC from 2016-2019



RIGHT-HANDED PITCHER

SHAWN PARNELL 21

CLASS: **FRESHMAN**
 HOMETOWN: **AKRON, OHIO**
 HIGH SCHOOL: **ARCHBISHOP HOBAN**
 S/R • 5-10 • 193

CAREER HIGHS

Innings Pitched:
 Walks allowed:
 Strikeouts:
 Batters faced:
 Field chances:
 Putouts:
 Assists:

- Attended Archbishop Hoban in Akron, Ohio where he was a four-year varsity letterwinner in baseball and football
- Was a pitcher and shortstop in baseball; safety and receiver in football
- Two-time state champion in football, won state championship in baseball his junior year
- Has long list of relatives who played collegiate and professional sports, including dad, Renard, who played football at Kent State



LEFT-HANDED PITCHER

CHASE HORST 26

CLASS: **FRESHMAN**
 HOMETOWN: **LITITZ, PA.**
 HIGH SCHOOL: **P27 ACADEMY**
 L/L • 5-11 • 186

CAREER HIGHS

Innings Pitched: 5.2, at Wofford (3/11/23)
 Walks allowed: 4, vs. Princeton (3/17/23)
 Strikeouts: 7, vs. Butler (3/26/23)
 Batters faced: 26, at Wofford (3/11/23)
 Field chances: 2, last vs. Tulane (4/21/23)
 Putouts: 1, vs. Tulane (4/23/23)
 Assists: 2, last vs. Tulane (4/21/23)

- Earned the win in 2.1 shutout innings in relief against Tulane in the opener; went 3.0 scoreless innings in relief in series finale win against the Green Wave
- Struck out a career-high seven batters over five innings in middle game against Butler
- Provided a solid start where he worked 5.2 innings and allowed two runs on six hits while striking out three batters with two walks at Wofford on March 10
- Earned his first career win in series finale vs. UNA on March 5; allowed one run on two hits and struck out three batters in five innings of work
- Worked four innings in his Bearcat debut in game two of series at GSU (Feb. 18), allowed one run on two hits and struck out five batters with three walks
- Came in at No. 22 in DiBaseball's top impact freshman in their organization's AAC preview



LEFT-HANDED PITCHER

ANDREW NEFF 27

CLASS: **SOPHOMORE**
HOMETOWN: **MARTINSVILLE, IND.**
HIGH SCHOOL: **MOORESVILLE**
R/L • 5-11 • 211

- Pitched in four games, all out of the Cincinnati bullpen, in 2022
- Held a 6.23 ERA with four strikeouts in 4.1 IP
- Struck out two batters in collegiate debut at FGCU (2/20/22)
- Father, Bert, played baseball at Indiana and Louisville

CAREER HIGHS

Innings Pitched: 1.1, vs. UCF (5/19/22)
Walks allowed: 1, last vs. UCF (5/19/22)
Strikeouts: 2, vs. FGCU (2/20/22)
Batters faced: 7, last vs. Indiana (4/20/22)
Field chances: 2, last vs. Indiana (4/20/22)
Putouts: N/A
Assists: 2, vs. Indiana (4/20/22)



LEFT-HANDED PITCHER

CARTER EARLS 29

CLASS: **SOPHOMORE**
HOMETOWN: **MIDDLETOWN, OHIO**
HIGH SCHOOL: **BISHOP FENWICK**
L/L • 6-4 • 218

- Made season debut in series finale win against UNA on March 5
- Started three games for the Bearcats in four total appearances in 2022
- Student Body President his senior year at Bishop Fenwick where he earned all-league honors in baseball, football and basketball
- Plans to major in finance, earn MBA and go to law school

CAREER HIGHS

Innings Pitched: 2.1, last vs. Indiana (4/20/22)
Walks allowed: 3, vs. Indiana (4/20/22)
Strikeouts: 3, vs. Louisville (4/12/22)
Batters faced: 13, vs. Indiana (4/20/22)
Field chances: 2, vs. Indiana (4/20/22)
Putouts: N/A
Assists: 1, vs. Indiana (4/20/22)



RIGHT-HANDED PITCHER

MITCH WHITE 31

CLASS: **SENIOR**
HOMETOWN: **LIVONIA, MICH.**
HIGH SCHOOL: **CHURCHILL**
R/R • 6-1 • 186

- Came out of the bullpen in the eighth and pitched 1.2 scoreless innings to earn his first win of the season in UC's 9-8 comeback win over Wichita State (April 2)
- Pitched the final two innings and struck out a pair to earn his second save of the season in UC's 3-1 win over Winthrop (March 14)
- Picked up first career save in a 9-8 win over UNA on March 4; entered the game in the ninth and struck out a pair
- Earned No. 18 prospect ranking for the upcoming 2023 MLB Draft by D1Baseball in their AAC preview
- Transfer from Abilene Christian where he pitched 7.1 total innings on the mound in 2022
- Before that, played one season for Lansing Community College where he was named to the 2021 MCCA All-Eastern Conference Second Team
- Surpassed 100 strikeouts in his career in series opener against Wichita State on March 31 (79 Lansing CC + 9 ACU + 18 UC)

CAREER HIGHS

Innings Pitched: 2.0, at Winthrop (3/14/23)
Walks allowed: 2, last at ECU (4/16/23)
Strikeouts: 3, last vs. Wichita State (4/2/23)
Batters faced: 11, last vs. Sam Houston (4/9/22)
Field chances: 1, last at Memphis (4/8/23)
Putouts: 1, at Memphis (4/8/23)
Assists: N/A

BULLPEN NOTES



RIGHT-HANDED PITCHER

DYLAN BROSKY 32

CLASS: **GRADUATE**
 HOMETOWN: **EAST MILLSBORO, PA.**
 HIGH SCHOOL: **BROWNSVILLE**
 R/R • 6-1 • 215

CAREER HIGHS

Innings Pitched: 7.2, vs. Shepherd (3/7/20)
 Walks allowed: 5, at Georgia State (2/18/23)
 Strikeouts: 13, last vs. Alderson Broaddus (3/11/22)
 Batters faced: 29, last vs. Slippery Rock (4/2/22)
 Field chances: 3, last vs. Slippery Rock (4/2/22)
 Putouts: 2, last vs. Walsh (3/4/22)
 Assists: 2, last vs. Millersville (5/11/22)

- Seven strikeouts away from 200 in his career after totaling 170 strikeouts at California (Pa.)
- Earned second win of the season against Butler on March 26, going 3.2 innings with only two runs on four hits
- Pitched a 7-inning complete-game shutout in 9-0 win over UNA (March 4) with two hits, one walk and seven strikeouts to earn AAC Pitcher of the Week honors
- Made his UC debut in game three of series at Georgia State (Feb. 18), throwing 3.1 innings with three strikeouts and five walks
- Named NCBWA Second-Team All-Region, D2CCA Second-Team All-Region and All-PSAC West First-Team in 2022
- Appeared in 12 games with 11 starts and finished with an 8-3 record and a 2.39 ERA in 64.0 innings pitched with 69 strikeouts last year
- Led team in wins, ERA, innings pitched, strikeouts, opponents' batting average (.196) and starts in 2022



RIGHT-HANDED PITCHER

CHASE HOPEWELL 33

CLASS: **RS-JUNIOR**
 HOMETOWN: **HAMILTON, OHIO**
 HIGH SCHOOL: **BADIN**
 R/R • 6-4 • 201

CAREER HIGHS

Innings Pitched: 6.0, last vs. Princeton (3/18/23)
 Walks allowed: 6, vs. Malone (3/14/21)
 Strikeouts: 7, at Hillsdale (5/8/21)
 Batters faced: 28, at Hillsdale (5/8/21)
 Field chances: 4, at Georgia State (2/19/23)
 Putouts: 1, last vs. Butler (3/26/23)
 Assists: 3, last at Georgia State (2/19/23)

- Two strikeouts away from 100 in his career
- Picked up his first win as a Bearcat in the series opener vs. Butler, allowing three runs on seven hits and striking out five batters with two walks over five innings
- Tossed 5.1 innings in game three of series vs. UNA (March 5), allowing just one run on five hits and striking out four batters
- Went four innings and struck out four batters in his first career start for the Bearcats in series finale win at Georgia State (Feb. 19)
- Pitched in 13 games, all out of the bullpen, in 2022, striking out 11 batters in 13.1 IP with an 0-1 record
- Played two seasons at DII Findlay (2020, 2021) where he appeared in 12 games and struck out 47 batters
- Was a lights-out reliever for the 2022 Champion Hamilton Joes this past summer... posted a 0.50 ERA in 36.1 innings pitched, earning a 1-0 record with four saves



RIGHT-HANDED PITCHER

TOMMY BOBA 34

CLASS: **FRESHMAN**
 HOMETOWN: **WHEATON, ILL.**
 HIGH SCHOOL: **WHEATON WARRENVILLE SOUTH**
 R/R • 6-2 • 207

CAREER HIGHS

Innings Pitched: 5.2, at Winthrop (3/15/23)
 Walks allowed: 3, at ECU (3/8/23)
 Strikeouts: 9, vs. Miami (OH) (4/11/23)
 Batters faced: 24, at Winthrop (3/15/23)
 Field chances: 1, last vs. Tulane (4/23/23)
 Putouts: 1, vs. Tulane (4/23/23)
 Assists: 1, last at ECU (4/16/23)

- Struck out a career-high nine batters in five shutout innings of one-hit ball in UC's 7-5 win over Miami (OH) on April 11 - most by a Bearcat in 2023
- Earned his first collegiate win at Xavier on March 22; allowed three runs on six hits and struck out four batters with two walks over five innings
- Made his first career start against Eastern Kentucky (March 8) and collegiate debut at No. 7 Florida (Feb. 26)
- Attended Wheaton Warrenville South High School where he was a three-year varsity letterwinner
- Was a part of a combined no-hitter as a junior; threw a perfect game and two one-hitters his senior season
- Relative Lou Agase was a tight end at the University of Illinois from 1944-47... Relative Alex Agase played football for Illinois (1941-42, 1946-47) and Purdue (1943) and later played in the AAFC and NFL... Relative Herbert Agase pitched for the University of Illinois from 1949-51 and Philadelphia Phillies from 1951-1953



RIGHT-HANDED PITCHER

GARRETT HARKER 35

CLASS: **SOPHOMORE**
 HOMETOWN: **LEBANON, IND.**
 HIGH SCHOOL: **LEBANON SENIOR**
 R/R • 6-0 • 185

CAREER HIGHS

Innings Pitched: 6.2, vs. Northwestern (3/5/22)
 Walks allowed: 5, at FGCU (2/19/22)
 Strikeouts: 7, at Georgia State (2/17/23)
 Batters faced: 27, last vs. USC Upstate (3/14/22)
 Field chances: 2, last at USC Upstate (3/14/22)
 Putouts: 1, last vs. Tulane (4/21/23)
 Assists: 2, last at USC Upstate (3/14/22)

- 2023 Team Captain
- Made his first career Friday start at Georgia State (Feb. 17), allowing only one run on five hits, and striking out a career-high seven with three walks in five innings
- Earned No. 23 prospect ranking for the upcoming 2023 MLB Draft by D1Baseball in their AAC preview
- Boasted a 4-3 record and struck out 38 batters over 48.1 innings pitched in 2022
- Earned AAC Pitcher of the Week honors following a six-inning, one-hit, scoreless relief outing at Wichita State on April 15, 2022
- Comes from a family of athletes: mother played basketball at Indiana State; sister Kalyn played softball at Southern Illinois; sister Tori played volleyball at Indiana University East; brother Isaac is a professional quarterback for the Saskatchewan Roughriders of the CFL



RIGHT-HANDED PITCHER

ZACH SEGAL 43

CLASS: **RS-JUNIOR**
 HOMETOWN: **LOVELAND, OHIO**
 HIGH SCHOOL: **LOVELAND**
 R/R • 6-0 • 193

CAREER HIGHS

Innings Pitched: 8.0, last at Houston (5/7/21)
 Walks allowed: 5, vs. Saint Joseph's (3/19/22)
 Strikeouts: 7, vs. Northwestern (3/4/22)
 Batters faced: 33, at Memphis (4/16/22)
 Field chances: 3, at East Carolina (4/1/21)
 Putouts: 1, last vs. Louisville (3/28/23)
 Assists: 3, at ECU (4/1/21)

- Five strikeouts from 100 in his career
- Picked up two wins in a week against North Alabama (Game 2, March 4) and ECU (March 8)
- Pitched in 17 games, making six starts with an 0-2 record in 2022, striking out 26 batters in 46.1 innings
- Picked up 50th career strikeout at FGCU (2/20/22) and struck out a career-high seven batters against Northwestern (3/4/22)
- Pitched 70 innings with 44 strikeouts, a 5-4 record, and two saves in 2021
- Selected to be in the Kolodzik Business Scholars Honors Program - a top-notch scholarship program and one of the legacy honors programs in the Lindner College of Business

BULLPEN NOTES



LEFT-HANDED PITCHER

BRENDEN GARULA 46

CLASS: **FRESHMAN**
 HOMETOWN: **MASON, OHIO**
 HIGH SCHOOL: **MASON**
 R/L • 6-0 • 189

CAREER HIGHS

Innings Pitched: 2.0, last at Wofford (3/10/23)
 Walks allowed: 2, last at Winthrop (3/15/23)
 Strikeouts: 2, last vs. UNA (3/5/23)
 Batters faced: 11, last at Wofford (3/10/23)
 Field chances: N/A
 Putouts: N/A
 Assists: N/A

- Made his collegiate debut in game three of series at Georgia State (Feb. 18), pitching 1.1 innings in relief with two strikeouts
- Attended Mason High School where he was the Division 1 Ohio Player of the Year in 2022
- Earned GMC Co-Player of the Year and All-City Co-Pitcher of the Year honors
- Born in Houston, Texas



LEFT-HANDED PITCHER

ALEX SHEA 77

CLASS: **RS-JUNIOR**
 HOMETOWN: **UNION, KY.**
 HIGH SCHOOL: **ST. HENRY**
 L/L • 6-4 • 211

CAREER HIGHS

Innings Pitched: 4.0, vs. Ohio State (5/17/22)
 Walks allowed: 5, at FGCU (2/19/22)
 Strikeouts: 5, vs. Xavier (3/30/22)
 Batters faced: 22, at FGCU (2/19/22)
 Field chances: 1, last at Memphis (4/6/23)
 Putouts: 1, last at Memphis (4/6/23)
 Assists: 1, last at Memphis (4/6/23)

- Came out of the bullpen in two wins against Memphis - 3.0 IP, 3 H, 0 R, 1 BB, 3 SO / 1.0 IP, 1 H, 0 R, 0 BB, 2 SO
- Surrendered just one unearned run and one hit while striking out four batters over 3.2 innings to earn second win of the season against Winthrop (March 14)
- Struck out four batters in three innings of relief work to earn his first win of the 2023 season at Georgia State (Feb. 18)
- Earned No. 16 prospect ranking for the upcoming 2023 MLB Draft by D1Baseball in their AAC preview
- Made five starts in 12 appearances in 2022 where he posted an 8.59 ERA with 23 strikeouts in 22.0 IP
- Treated for and overcame lymphoma as a freshman in HS... Reds' Joey Votto visited him during treatment and the pair reunited in 2021 at a Reds game
- His dad played baseball at NKU, his uncle Kevin played baseball at Ohio Dominican and his aunt Maureen played volleyball at Notre Dame

The Automated ScoreBook
Overall Statistics for Cincinnati (as of Apr 26, 2023)
(All games Sorted by Batting avg)

Record: 17-24 Home: 10-8 Away: 7-14 Neutral: 0-2 American: 5-7

Player	avg	gp-gs	ab	r	h	2b	3b	hr	rbi	tb	slg%	bb	hp	so	gdp	ob%	sf	sh	sb-att	po	a	e	fld%
25 Nicholson, R	.288	40-39	153	26	44	11	1	9	25	84	.549	19	0	44	3	.366	0	1	1-3	304	24	5	.985
0 Jones, A.	.287	31-27	101	19	29	6	0	4	21	47	.465	17	3	27	2	.402	1	0	6-6	133	16	1	.993
2 Cross, K.	.280	38-32	125	31	35	8	0	4	22	55	.440	20	2	31	0	.383	2	4	10-11	30	4	5	.872
14 Vidourek, L.	.263	35-32	118	23	31	2	1	2	16	41	.347	21	1	43	0	.379	0	0	8-12	66	1	3	.957
22 Hegemann, J.	.250	28-23	64	12	16	2	0	0	6	18	.281	20	3	15	0	.448	0	2	8-10	41	1	1	.977
9 Guidry, K.	.231	33-31	108	27	25	6	0	5	34	46	.426	14	5	35	0	.338	3	1	4-6	25	61	9	.905
8 Brooks, L.	.229	37-35	109	22	25	3	1	1	16	33	.303	20	3	41	1	.361	1	2	12-13	63	95	2	.988
10 Harting, C.	.203	37-34	128	25	26	3	0	6	22	47	.367	19	2	50	0	.315	0	1	8-9	55	5	3	.952
28 Hugus, G.	.203	24-22	74	13	15	5	0	2	10	26	.351	7	4	34	0	.306	0	2	7-7	33	49	3	.965
6 Palmieri, M.	.357	5-4	14	4	5	0	0	1	2	8	.571	0	0	2	2	.357	0	0	3-3	3	12	0	1.000
44 O'Connor, T.	.273	12-11	33	6	9	1	0	3	11	19	.576	9	0	16	0	.429	0	0	3-4	15	4	0	1.000
3 Sponseller J	.207	24-17	58	9	12	3	0	2	11	21	.362	8	6	17	2	.361	0	0	1-2	0	0	0	.000
30 Dean, C.	.184	18-11	38	5	7	0	0	1	3	10	.263	3	4	12	0	.311	0	1	4-5	16	2	0	1.000
4 Springer, S.	.148	15-8	27	3	4	0	0	1	5	7	.259	5	1	14	0	.303	0	0	3-3	5	18	3	.885
5 Scheler, C.	.139	15-11	36	5	5	1	0	2	3	12	.333	5	1	18	0	.262	0	1	1-1	104	7	1	.991
15 Klingenbeck	.125	14-12	40	6	5	3	0	1	7	11	.275	7	2	17	0	.286	0	1	0-0	87	10	3	.970
23 Schupmann K.	.121	27-20	58	10	7	1	0	2	8	14	.241	9	5	27	0	.284	2	0	2-2	12	34	2	.958
31 White, M.	.000	1-0	0	0	0	0	0	0	0	0	.000	0	0	0	0	.000	0	0	0-0	2	0	0	1.000
Totals	.234	41	1284	246	300	55	3	46	222	499	.389	203	42	443	10	.354	9	16	81-97	1010	384	51	.965
Opponents	.285	41	1336	289	381	64	12	55	271	634	.475	206	69	322	22	.404	12	16	44-60	1022	276	52	.961

LOB - Team (288), Opp (340). DPs turned - Team (26), Opp (15). CI - Team (0), Opp (2). IBB - Team (0), Opp (3). Picked off - Vidourek, L. 1, O'Connor, T. 1, Cross, K. 1, Harting, C. 1.

(All games Sorted by Earned run avg)

Player	era	w-l	app	gs	cg	sho	sv	ip	h	r	er	bb	so	2b	3b	hr	b/avg	wp	hp	bk	sfa	sha
33 Hopewell, C.	5.28	1-4	10	10	0	0/0	0	46.0	50	27	27	20	40	3	1	7	.284	4	3	0	0	3
26 Horst, C.	5.09	2-3	12	8	0	0/0	0	35.1	39	26	20	19	33	10	2	5	.281	3	12	0	2	2
32 Brosky, D.	5.62	2-2	10	4	1	1/0	0	32.0	31	26	20	17	23	7	2	5	.261	1	3	1	3	5
31 White, M.	5.82	1-1	15	0	0	0/0	3	17.0	19	13	11	8	18	3	0	1	.284	0	4	0	0	0
34 Boba, T.	5.94	2-1	10	8	0	0/0	0	33.1	33	23	22	15	34	6	0	4	.252	7	6	0	0	0
20 Murphy, J.	6.20	3-1	15	0	0	0/0	1	20.1	23	15	14	4	15	3	0	4	.284	1	7	0	0	0
35 Harker, G.	6.32	0-4	13	5	0	0/0	0	37.0	47	33	26	19	35	5	2	6	.305	4	9	0	1	0
43 Segal, Z.	7.20	2-1	16	0	0	0/0	0	20.0	18	16	16	8	19	6	1	5	.240	0	6	0	1	1
44 O'Connor, T.	7.47	0-1	9	3	0	0/0	0	15.2	17	16	13	25	15	2	1	3	.274	3	2	1	0	1
13 McClanahan N	7.56	0-1	10	0	0	0/0	0	8.1	13	7	7	9	9	4	0	0	.371	1	0	0	1	1
28 Hugus, G.	7.64	1-1	13	2	0	0/0	1	17.2	17	17	15	17	23	4	0	5	.239	0	5	0	0	0
77 Shea, A.	8.51	2-2	16	0	0	0/0	0	24.1	31	25	23	17	24	6	2	2	.313	5	1	0	2	3
11 Linn, C.	9.00	0-0	1	1	0	0/0	0	1.0	2	1	1	1	1	0	0	0	.500	0	0	0	0	0
18 Bergmann, M.	9.78	1-1	12	0	0	0/0	0	19.1	25	26	21	13	25	4	1	6	.305	1	4	0	1	0
46 Garula, B.	17.28	0-0	7	0	0	0/0	0	8.1	14	16	16	10	8	1	0	1	.389	1	7	0	1	0
29 Earls, C.	18.00	0-0	2	0	0	0/0	0	1.0	2	2	2	4	0	0	0	1	.400	1	0	0	0	0
Totals	6.79	17-23	41	41	1	1/0	5	336.2	381	289	254	206	322	64	12	55	.285	32	69	2	12	16
Opponents	5.20	23-17	41	41	2	1/0	7	340.2	300	246	197	203	443	55	3	46	.234	52	42	4	9	16

PB - Team (6), Jones, A. 3, Scheler, C. 3, Opp (10). Pickoffs - Team (5), Hopewell, C. 4, Scheler, C. 1, Opp (4). SBA/ATT - Jones, A. (17-24), Scheler, C. (17-21), Klingenbeck (10-12), Harker, G. (6-8), Horst, C. (3-7), Shea, A. (5-6), Segal, Z. (5-5), O'Connor, T. (4-5), Hugus, G. (4-4), Murphy, J. (4-4), White, M. (3-4), Bergmann, M. (2-4), Hopewell, C. (1-4), Boba, T. (1-3), Brosky, D. (2-2), Earls, C. (2-2), McClanahan N (1-1), Garula, B. (1-1).

The Automated ScoreBook
Overall Statistics for Cincinnati (as of Apr 26, 2023)
(All games Sorted by Fielding pct)

Player	c	po	a	e	fld%	dp	sba	csb	sba%	pb	ci
44 O'Connor, T.	19	15	4	0	1.000	1	4	1	.800	0	0
30 Dean, C.	18	16	2	0	1.000	1	0	0	---	0	0
6 Palmieri, M.	15	3	12	0	1.000	1	0	0	---	0	0
20 Murphy, J.	7	3	4	0	1.000	0	4	0	1.000	0	0
43 Segal, Z.	6	2	4	0	1.000	0	5	0	1.000	0	0
34 Boba, T.	6	1	5	0	1.000	0	1	2	.333	0	0
77 Shea, A.	5	3	2	0	1.000	0	5	1	.833	0	0
13 McClanahan N	3	1	2	0	1.000	0	1	0	1.000	0	0
18 Bergmann, M.	3	0	3	0	1.000	1	2	2	.500	0	0
31 White, M.	2	2	0	0	1.000	0	3	1	.750	0	0
0 Jones, A.	150	133	16	1	.993	0	17	7	.708	3	0
5 Scheler, C.	112	104	7	1	.991	1	17	4	.810	3	0
8 Brooks, L.	160	63	95	2	.988	17	0	0	---	0	0
25 Nicholson, R	333	304	24	5	.985	23	0	0	---	0	0
22 Hegemann, J.	43	41	1	1	.977	0	0	0	---	0	0
15 Kligenbeck	100	87	10	3	.970	0	10	2	.833	0	0
28 Hugus, G.	85	33	49	3	.965	9	4	0	1.000	0	0
23 Schupmann K.	48	12	34	2	.958	2	0	0	---	0	0
14 Vidourek, L.	70	66	1	3	.957	0	0	0	---	0	0
10 Harting, C.	63	55	5	3	.952	1	0	0	---	0	0
9 Guidry, K.	95	25	61	9	.905	8	0	0	---	0	0
4 Springer, S.	26	5	18	3	.885	4	0	0	---	0	0
2 Cross, K.	39	30	4	5	.872	0	0	0	---	0	0
26 Horst, C.	12	2	8	2	.833	0	3	4	.429	0	0
35 Harker, G.	5	3	1	1	.800	0	6	2	.750	0	0
33 Hopewell, C.	15	1	10	4	.733	0	1	3	.250	0	0
32 Brosky, D.	5	0	2	3	.400	0	2	0	1.000	0	0
11 Linn, C.	0	0	0	0	.000	0	0	0	---	0	0
46 Garula, B.	0	0	0	0	.000	0	1	0	1.000	0	0
3 Sponseller J	0	0	0	0	.000	0	0	0	---	0	0
29 Earls, C.	0	0	0	0	.000	0	2	0	1.000	0	0
Totals	1445	1010	384	51	.965	26	44	16	.733	6	0
Opponents	1350	1022	276	52	.961	15	81	16	.835	10	2

Hitting minimums - 1 Games 1% of Games 1 AB 1.0 AB/Game 1 TPA 2.0 TPA/Game

Pitching minimums - 1 Games 1.0 IP/Game

The Automated ScoreBook
Conference statistics for Cincinnati (as of Apr 26, 2023)
(American games only Sorted by Batting avg)

Record: 5-7 Home: 3-3 Away: 2-4 American: 5-7

Player	avg	gp-gs	ab	r	h	2b	3b	hr	rbi	tb	slg%	bb	hp	so	gdp	ob%	sf	sh	sb-att	po	a	e	fld%
2 Cross, K.	.361	11-8	36	14	13	4	0	1	3	20	.556	5	1	9	0	.452	0	1	5-5	7	3	0	1.000
0 Jones, A.	.300	8-8	30	5	9	2	0	1	6	14	.467	5	0	7	0	.400	0	0	4-4	50	6	1	.982
14 Vidourek, L.	.243	12-11	37	4	9	0	1	0	3	11	.297	4	0	13	0	.317	0	0	2-3	25	1	1	.963
25 Nicholson, R	.222	12-12	45	8	10	3	0	2	7	19	.422	7	0	16	2	.327	0	0	0-1	88	10	3	.970
9 Guidry, K.	.194	11-11	36	8	7	1	0	3	11	17	.472	6	2	9	0	.333	1	0	2-3	7	13	2	.909
10 Harting, C.	.174	12-12	46	5	8	0	0	2	7	14	.304	5	0	16	0	.255	0	0	2-2	22	2	0	1.000
8 Brooks, L.	.167	12-11	30	5	5	1	0	0	5	6	.200	6	1	13	0	.316	1	0	2-2	11	32	0	1.000
22 Hegemann, J.	.105	9-7	19	3	2	0	0	0	1	2	.105	6	0	6	0	.320	0	0	4-4	12	0	0	1.000

44 O'Connor, T.	.353	5-5	17	4	6	1	0	2	7	13	.765	4	0	8	0	.476	0	0	2-3	3	1	0	1.000
5 Scheler, C.	.294	5-5	17	3	5	1	0	2	3	12	.706	0	0	6	0	.294	0	0	0-0	41	2	1	.977
30 Dean, C.	.143	2-2	7	0	1	0	0	0	0	1	.143	0	0	3	0	.143	0	1	2-2	6	0	0	1.000
4 Springer, S.	.125	4-2	8	1	1	0	0	1	2	4	.500	1	0	5	0	.222	0	0	0-0	1	3	1	.800
28 Hugus, G.	.105	7-6	19	2	2	1	0	0	1	3	.158	2	0	12	0	.190	0	2	2-2	9	15	1	.960
3 Sponseller J	.077	5-4	13	0	1	0	0	0	1	1	.077	1	0	6	0	.143	0	0	0-0	0	0	0	.000
23 Schupmann K.	.000	5-3	7	0	0	0	0	0	0	0	.000	0	0	4	0	.000	0	0	0-0	2	7	1	.900
6 Palmieri, M.	.000	1-1	3	1	0	0	0	0	0	0	.000	0	0	0	1	.000	0	0	1-1	1	2	0	1.000
15 Klingenbeck	.000	1-0	1	0	0	0	0	0	0	0	.000	0	0	0	0	.000	0	0	0-0	0	0	0	.000
Totals	.213	12	371	63	79	14	1	14	57	137	.369	52	4	133	3	.315	2	4	28-32	295	108	14	.966
Opponents	.284	12	387	83	110	16	4	13	78	173	.447	58	21	87	3	.400	6	5	16-23	299	86	17	.958

LOB - Team (71), Opp (99). DPs turned - Team (5), Opp (4). Picked off - O'Connor, T. 1, Harting, C. 1.

(American games only Sorted by Earned run avg)

Player	era	w-l	app	gs	cg	sho	sv	ip	h	r	er	bb	so	2b	3b	hr	b/avg	wp	hp	bk	sfa	sha
35 Harker, G.	7.20	0-0	4	1	0	0/0	0	15.0	16	12	12	6	14	2	0	3	.267	1	3	0	0	0
33 Hopewell, C.	7.23	0-3	4	4	0	0/0	0	18.2	23	15	15	9	17	2	0	2	.311	2	2	0	0	0

34 Boba, T.	1.50	1-0	2	2	0	0/0	0	6.0	5	2	1	4	8	1	0	0	.227	1	3	0	0	0
18 Bergmann, M.	2.70	0-0	2	0	0	0/0	0	3.1	2	5	1	4	4	0	1	0	.167	0	1	0	1	0
26 Horst, C.	3.27	1-1	5	1	0	0/0	0	11.0	14	7	4	4	9	4	0	1	.298	1	4	0	0	1
44 O'Connor, T.	5.40	0-0	2	2	0	0/0	0	5.0	5	3	3	6	3	1	1	1	.278	1	1	0	0	0
28 Hugus, G.	5.62	1-1	3	2	0	0/0	0	8.0	6	6	5	8	7	1	0	1	.194	0	1	0	0	0
20 Murphy, J.	7.20	1-0	4	0	0	0/0	1	5.0	7	5	4	3	3	0	0	0	.333	0	1	0	0	0
43 Segal, Z.	8.31	0-0	4	0	0	0/0	0	4.1	6	4	4	0	1	1	1	1	.333	0	2	0	1	0
77 Shea, A.	8.74	0-1	7	0	0	0/0	0	11.1	14	11	11	5	11	2	0	2	.326	1	1	0	2	3
31 White, M.	9.00	1-1	5	0	0	0/0	1	5.0	5	5	5	3	6	2	0	0	.263	0	1	0	0	0
32 Brosky, D.	9.53	0-0	3	0	0	0/0	0	5.2	7	7	6	4	4	0	1	2	.318	0	1	0	2	1
13 McClanahan N	99.00	0-0	1	0	0	0/0	0	0.0	0	1	1	2	0	0	0	0		0	0	0	0	0
Totals	6.59	5-7	12	12	0	0/0	2	98.1	110	83	72	58	87	16	4	13	.284	7	21	0	6	5
Opponents	3.79	7-5	12	12	1	1/0	1	99.2	79	63	42	52	133	14	1	14	.213	8	4	0	2	4

PB - Team (2), Scheler, C. 2, Opp (1). Pickoffs - Team (1), Hopewell, C. 1, Opp (2). SBA/ATT - Scheler, C. (11-13), Jones, A. (5-9), Harker, G. (5-6), Shea, A. (3-4), Murphy, J. (3-3), White, M. (2-3), O'Connor, T. (1-2), Hopewell, C. (0-2), Hugus, G. (1-1), Brosky, D. (1-1), Boba, T. (0-1).

The Automated ScoreBook
Conference statistics for Cincinnati (as of Apr 26, 2023)
(American games only Sorted by Fielding pct)

Player	c	po	a	e	fld%	dp	sba	csb	sba%	pb	ci
8 Brooks, L.	43	11	32	0	1.000	4	0	0	---	0	0
10 Harting, C.	24	22	2	0	1.000	1	0	0	---	0	0
22 Hegemann, J.	12	12	0	0	1.000	0	0	0	---	0	0
2 Cross, K.	10	7	3	0	1.000	0	0	0	---	0	0
30 Dean, C.	6	6	0	0	1.000	0	0	0	---	0	0
26 Horst, C.	5	1	4	0	1.000	0	0	0	---	0	0
77 Shea, A.	4	2	2	0	1.000	0	3	1	.750	0	0
44 O'Connor, T.	4	3	1	0	1.000	0	1	1	.500	0	0
35 Harker, G.	3	2	1	0	1.000	0	5	1	.833	0	0
6 Palmieri, M.	3	1	2	0	1.000	0	0	0	---	0	0
20 Murphy, J.	3	2	1	0	1.000	0	3	0	1.000	0	0
31 White, M.	2	2	0	0	1.000	0	2	1	.667	0	0
34 Boba, T.	2	1	1	0	1.000	0	0	1	.000	0	0
43 Segal, Z.	1	0	1	0	1.000	0	0	0	---	0	0
0 Jones, A.	57	50	6	1	.982	0	5	4	.556	0	0
5 Scheler, C.	44	41	2	1	.977	1	11	2	.846	2	0
25 Nicholson, R	101	88	10	3	.970	4	0	0	---	0	0
14 Vidourek, L.	27	25	1	1	.963	0	0	0	---	0	0
28 Hugus, G.	25	9	15	1	.960	1	1	0	1.000	0	0
9 Guidry, K.	22	7	13	2	.909	1	0	0	---	0	0
23 Schupmann K.	10	2	7	1	.900	0	0	0	---	0	0
4 Springer, S.	5	1	3	1	.800	1	0	0	---	0	0
33 Hopewell, C.	4	0	1	3	.250	0	0	2	.000	0	0
15 Kligenbeck	0	0	0	0	.000	0	0	0	---	0	0
13 McClanahan N	0	0	0	0	.000	0	0	0	---	0	0
3 Sponseller J	0	0	0	0	.000	0	0	0	---	0	0
32 Brosky, D.	0	0	0	0	.000	0	1	0	1.000	0	0
18 Bergmann, M.	0	0	0	0	.000	0	0	0	---	0	0
Totals	417	295	108	14	.966	5	16	7	.696	2	0
Opponents	402	299	86	17	.958	4	28	4	.875	1	0

Hitting minimums - 1 Games 1% of Games 1 AB 1.0 AB/Game 1 TPA 2.0 TPA/Game

Pitching minimums - 1 Games 1.0 IP/Game

The Automated ScoreBook
Game Results for Cincinnati (as of Apr 26, 2023)
(All games)

Date	Opponent	Score	Inns	Overall	American	Pitcher of record	Attend	Time
Feb 17, 2023	at Georgia State	L 2-12	9	0-1-0	0-0-0	Murphy, J. (L 0-1)	421	2:53
Feb 18, 2023	at Georgia State-1	w 9-4	7	1-1-0	0-0-0	Shea, A. (W 1-0)	442	3:41
Feb 18, 2023	at Georgia State-2	L 2-3	7	1-2-0	0-0-0	None	-	
Feb 19, 2023	at Georgia State	w 6-4	9	2-2-0	0-0-0	Murphy, J. (W 1-1)	401	2:51
Feb 24, 2023	at #7 Florida	L 6-13	9	2-3-0	0-0-0	Harker, G. (L 0-1)	5620	3:00
Feb 25, 2023	at #7 Florida	L 3-13	8	2-4-0	0-0-0	Horst, C. (L 0-1)	6798	2:07
Feb 26, 2023	at #7 Florida	L 7-13	9	2-5-0	0-0-0	Hopewell, C. (L 0-1)	5393	2:56
Mar 01, 2023	MIAMI	L 12-15	9	2-6-0	0-0-0	McClanahan N (L 0-1)	2513	5:43
Mar 04, 2023	NORTH ALABAMA-1	w 9-0	7	3-6-0	0-0-0	Brosky, D. (W 1-0)	-	1:39
Mar 04, 2023	NORTH ALABAMA-2	w 9-8	9	4-6-0	0-0-0	Segal, Z. (W 1-0)	819	2:58
Mar 05, 2023	NORTH ALABAMA-1	w 2-1	(8)	5-6-0	0-0-0	Murphy, J. (W 2-1)	-	2:13
Mar 05, 2023	NORTH ALABAMA-2	w 8-1	7	6-6-0	0-0-0	Horst, C. (W 1-1)	768	1:50
Mar 08, 2023	at Eastern Kentucky	w 10-5	9	7-6-0	0-0-0	Segal, Z. (W 2-0)	271	2:46
Mar 10, 2023	at Wofford	L 3-12	9	7-7-0	0-0-0	Brosky, D. (L 1-1)	445	2:41
Mar 11, 2023	at Wofford	L 2-5	9	7-8-0	0-0-0	Harker, G. (L 0-2)	523	2:41
Mar 14, 2023	at Winthrop	w 3-1	9	8-8-0	0-0-0	Shea, A. (W 2-0)	174	2:34
Mar 15, 2023	at Winthrop	L 3-13	9	8-9-0	0-0-0	Segal, Z. (L 2-1)	102	2:45
Mar 16, 2023	at USC Upstate	L 1-6	9	8-10-0	0-0-0	Brosky, D. (L 1-2)	77	2:23
Mar 17, 2023	vs Princeton	L 5-7	9	8-11-0	0-0-0	Horst, C. (L 1-2)	89	3:32
Mar 18, 2023	vs Princeton	L 2-3	9	8-12-0	0-0-0	Shea, A. (L 2-1)	87	2:18
Mar 21, 2023	MARSHALL	L 4-8	9	8-13-0	0-0-0	Harker, G. (L 0-3)	462	2:36
Mar 22, 2023	at Xavier	w 19-6	9	9-13-0	0-0-0	Boba, T. (W 1-0)	256	2:57
Mar 25, 2023	BUTLER	w 15-5	8	10-13-0	0-0-0	Hopewell, C. (W 1-1)	602	2:40
Mar 26, 2023	BUTLER-1	L 5-8	9	10-14-0	0-0-0	Bergmann, M. (L 0-1)	-	3:13
Mar 26, 2023	BUTLER-2	w 13-3	7	11-14-0	0-0-0	Brosky, D. (W 2-2)	1032	2:26
Mar 28, 2023	#11 LOUISVILLE	L 1-14	7	11-15-0	0-0-0	Boba, T. (L 1-1)	1204	2:30
* Mar 31, 2023	WICHITA STATE	L 1-2	9	11-16-0	0-1-0	Hopewell, C. (L 1-2)	245	2:27
* Apr 01, 2023	WICHITA STATE	L 6-10	9	11-17-0	0-2-0	Horst, C. (L 1-3)	742	3:18
* Apr 02, 2023	WICHITA STATE	w 9-8	9	12-17-0	1-2-0	White, M. (W 1-0)	764	3:16
Apr 04, 2023	at Wright State	L 6-7	9	12-18-0	1-2-0	Harker, G. (L 0-4)	75	2:46
* Apr 06, 2023	at Memphis	w 6-2	9	13-18-0	2-2-0	Hugus, G. (W 1-0)	342	2:42
* Apr 07, 2023	at Memphis	L 2-6	9	13-19-0	2-3-0	Hopewell, C. (L 1-3)	477	2:32
* Apr 08, 2023	at Memphis	w 5-3	9	14-19-0	3-3-0	Murphy, J. (W 3-1)	601	2:53
Apr 11, 2023	MIAMI	w 7-5	(10)	15-19-0	3-3-0	Bergmann, M. (W 1-1)	1325	3:00
* Apr 14, 2023	at #9 East Carolina	L 4-9	9	15-20-0	3-4-0	Hugus, G. (L 1-1)	4213	2:34
* Apr 15, 2023	at #9 East Carolina	L 0-10	7	15-21-0	3-5-0	Hopewell, C. (L 1-4)	4742	2:00
* Apr 16, 2023	at #9 East Carolina	L 3-13	7	15-22-0	3-6-0	White, M. (L 1-1)	3901	2:29
Apr 19, 2023	INDIANA	L 9-11	9	15-23-0	3-6-0	O'Connor, T. (L 0-1)	1629	3:05
* Apr 21, 2023	TULANE	w 12-9	9	16-23-0	4-6-0	Horst, C. (W 2-3)	259	2:51
* Apr 22, 2023	TULANE	L 3-10	9	16-24-0	4-7-0	Shea, A. (L 2-2)	720	3:11
* Apr 23, 2023	TULANE	w 12-1	7	17-24-0	5-7-0	Boba, T. (W 2-1)	544	2:35

* = Conference game

() extra inning game

The Automated ScoreBook
Miscellaneous Stats for Cincinnati (as of Apr 26, 2023)
(All games)

Multiple Hit Games	2	3	4	5+	Total
25 Nicholson, R	10	3	-	-	13
2 Cross, K.	8	2	-	-	10
0 Jones, A.	7	2	-	-	9
14 Vidourek, L.	7	1	-	-	8
10 Harting, C.	5	1	-	-	6
9 Guidry, K.	4	1	-	-	5
22 Hegemann, J.	5	-	-	-	5
8 Brooks, L.	5	-	-	-	5
28 Hugus, G.	3	1	-	-	4
3 Sponseller J	3	-	-	-	3
44 O'Connor, T.	2	1	-	-	3
5 Scheler, C.	2	-	-	-	2
6 Palmieri, M.	1	1	-	-	2
23 Schupmann K.	1	-	-	-	1
30 Dean, C.	1	-	-	-	1
4 Springer, S.	1	-	-	-	1
TEAM	65	13	0	0	78

Multiple RBI Games	2	3	4	5+	Total
9 Guidry, K.	7	2	2	-	11
25 Nicholson, R	5	2	-	-	7
0 Jones, A.	5	-	-	1	6
10 Harting, C.	3	3	-	-	6
2 Cross, K.	3	-	-	1	4
28 Hugus, G.	3	1	-	-	4
3 Sponseller J	4	-	-	-	4
14 Vidourek, L.	1	1	-	1	3
8 Brooks, L.	2	-	-	-	2
22 Hegemann, J.	1	1	-	-	2
44 O'Connor, T.	-	1	-	1	2
4 Springer, S.	1	-	-	-	1
6 Palmieri, M.	1	-	-	-	1
23 Schupmann K.	-	1	-	-	1
30 Dean, C.	1	-	-	-	1
15 Kligenbeck	-	-	1	-	1
TEAM	37	12	3	4	56

Hitting Streaks	Longest	Current
14 Vidourek, L.	8	1
10 Harting, C.	7	1
9 Guidry, K.	6	1
25 Nicholson, R	6	3
22 Hegemann, J.	5	-
0 Jones, A.	5	4
2 Cross, K.	5	4
3 Sponseller J	4	-
8 Brooks, L.	3	1
23 Schupmann K.	3	-
30 Dean, C.	2	-
15 Kligenbeck	2	-
44 O'Connor, T.	2	1
28 Hugus, G.	2	-
6 Palmieri, M.	2	-
5 Scheler, C.	2	-
4 Springer, S.	1	-

Reached Base Streaks	Longest	Current
2 Cross, K.	11	8
22 Hegemann, J.	11	-
0 Jones, A.	10	4
8 Brooks, L.	10	6
9 Guidry, K.	9	4
14 Vidourek, L.	8	1
23 Schupmann K.	8	-
25 Nicholson, R	8	3
10 Harting, C.	8	1
28 Hugus, G.	5	-
3 Sponseller J	4	-
30 Dean, C.	4	-
15 Kligenbeck	3	-
44 O'Connor, T.	3	3
4 Springer, S.	3	1
5 Scheler, C.	3	-
6 Palmieri, M.	2	-

The Automated ScoreBook
Miscellaneous Stats for Cincinnati (as of Apr 26, 2023)
(All games)

Starting Lineup By Position
(Team W-L record when starter)

PITCHER:		
33 Hopewell, C.	10	(4-6)
34 Boba, T.	8	(4-4)
26 Horst, C.	8	(2-6)
35 Harker, G.	5	(2-3)
32 Brosky, D.	4	(1-3)
44 O'Connor, T.	3	(2-1)
28 Hugus, G.	2	(1-1)
11 Linn, C.	1	(1-0)
CATCHER:		
0 Jones, A.	19	(9-10)
15 Klingenberg	11	(4-7)
5 Scheler, C.	11	(4-7)
FIRST BASE:		
25 Nicholson, R	39	(15-24)
44 O'Connor, T.	2	(2-0)
SECOND BASE:		
8 Brooks, L.	35	(14-21)
28 Hugus, G.	3	(0-3)
6 Palmieri, M.	2	(2-0)
4 Springer, S.	1	(1-0)
THIRD BASE:		
23 Schupmann K.	20	(7-13)
28 Hugus, G.	9	(5-4)
9 Guidry, K.	5	(2-3)
2 Cross, K.	4	(2-2)
4 Springer, S.	3	(1-2)
SHORTSTOP:		
9 Guidry, K.	25	(11-14)
28 Hugus, G.	10	(4-6)
4 Springer, S.	4	(1-3)
6 Palmieri, M.	2	(1-1)
LEFT FIELD:		
2 Cross, K.	21	(9-12)
10 Harting, C.	14	(6-8)
44 O'Connor, T.	4	(2-2)
30 Dean, C.	1	(0-1)
22 Hegemann, J.	1	(0-1)
CENTER FIELD:		
14 Vidourek, L.	27	(10-17)
22 Hegemann, J.	9	(3-6)
10 Harting, C.	5	(4-1)
RIGHT FIELD:		
22 Hegemann, J.	13	(5-8)
10 Harting, C.	13	(4-9)
30 Dean, C.	9	(6-3)
14 Vidourek, L.	5	(2-3)
15 Klingenberg	1	(0-1)
DESIGNATED HITTER:		
3 Sponseller J	17	(7-10)
0 Jones, A.	8	(2-6)
2 Cross, K.	7	(3-4)
44 O'Connor, T.	5	(3-2)
10 Harting, C.	2	(1-1)
30 Dean, C.	1	(0-1)
9 Guidry, K.	1	(1-0)

Starting Lineup By Lineup Spot
(Team W-L record when starter)

LEADOFF:		
14 Vidourek, L.	20	(8-12)
2 Cross, K.	15	(8-7)
25 Nicholson, R	3	(0-3)
28 Hugus, G.	2	(0-2)
22 Hegemann, J.	1	(1-0)
2ND SPOT:		
0 Jones, A.	10	(4-6)
2 Cross, K.	9	(2-7)
30 Dean, C.	6	(4-2)
14 Vidourek, L.	4	(2-2)
10 Harting, C.	3	(0-3)
22 Hegemann, J.	2	(1-1)
44 O'Connor, T.	2	(1-1)
6 Palmieri, M.	2	(2-0)
15 Klingenberg	1	(1-0)
8 Brooks, L.	1	(0-1)
9 Guidry, K.	1	(0-1)
3RD SPOT:		
25 Nicholson, R	27	(10-17)
44 O'Connor, T.	6	(3-3)
0 Jones, A.	2	(2-0)
2 Cross, K.	2	(1-1)
14 Vidourek, L.	1	(0-1)
10 Harting, C.	1	(0-1)
3 Sponseller J	1	(1-0)
30 Dean, C.	1	(0-1)
CLEANUP:		
10 Harting, C.	18	(9-9)
25 Nicholson, R	9	(5-4)
0 Jones, A.	7	(1-6)
3 Sponseller J	5	(2-3)
2 Cross, K.	2	(0-2)
5TH SPOT:		
0 Jones, A.	8	(4-4)
3 Sponseller J	6	(3-3)
9 Guidry, K.	6	(2-4)
10 Harting, C.	6	(2-4)
14 Vidourek, L.	4	(0-4)
22 Hegemann, J.	3	(1-2)
15 Klingenberg	2	(0-2)
44 O'Connor, T.	2	(2-0)
2 Cross, K.	2	(1-1)
8 Brooks, L.	1	(1-0)
28 Hugus, G.	1	(1-0)
6TH SPOT:		
9 Guidry, K.	14	(8-6)
8 Brooks, L.	10	(4-6)
3 Sponseller J	5	(1-4)
10 Harting, C.	4	(2-2)
22 Hegemann, J.	2	(1-1)
14 Vidourek, L.	2	(1-1)
28 Hugus, G.	2	(0-2)
23 Schupmann K.	1	(0-1)
30 Dean, C.	1	(0-1)
7TH SPOT:		
9 Guidry, K.	8	(3-5)
28 Hugus, G.	7	(4-3)
8 Brooks, L.	6	(4-2)
22 Hegemann, J.	5	(1-4)
15 Klingenberg	4	(0-4)
23 Schupmann K.	3	(0-3)
6 Palmieri, M.	2	(1-1)
4 Springer, S.	2	(0-2)
10 Harting, C.	1	(1-0)

The Automated ScoreBook
Miscellaneous Stats for Cincinnati (as of Apr 26, 2023)
(All games)

STARTERS SUMMARY

Player	GS	Position											Batting Order								
		p	c	1b	2b	3b	ss	lf	cf	rf	of	dh	1st	2nd	3rd	4th	5th	6th	7th	8th	9th
25 Nicholson, R	39	.	.	39	3	.	27	9
8 Brooks, L.	35	.	.	.	35	1	.	.	1	10	6	6	11
10 Harting, C.	34	14	5	13	.	2	.	3	1	18	6	4	1	1	.
2 Cross, K.	32	4	.	21	.	.	.	7	15	9	2	2	2	.	1	1	.
14 Vidourek, L.	32	27	5	.	.	20	4	1	.	4	2	.	1	.
9 Guidry, K.	31	5	25	1	.	1	.	.	6	14	8	1	1
0 Jones, A.	27	.	19	8	.	10	2	7	8
28 Hugus, G.	24	2	.	.	3	9	10	2	.	.	.	1	2	7	6	4
22 Hegemann, J.	23	1	9	13	.	.	1	2	.	.	3	2	5	4	6
23 Schupmann K.	20	20	1	3	10	6
3 Sponseller J	17	17	.	.	1	5	6	5	.	.	.
44 O'Connor, T.	14	3	.	2	.	.	.	4	.	.	.	5	.	2	6	.	2	.	.	.	1
15 Klingenbeck	12	.	11	1	.	.	.	1	.	.	2	.	4	3	2
5 Scheler, C.	11	.	11	1	3	7
30 Dean, C.	11	1	.	9	.	1	.	6	1	.	.	1	1	2	.
33 Hopewell, C.	10	10
4 Springer, S.	8	.	.	.	1	3	4	2	3	3
34 Boba, T.	8	8
26 Horst, C.	8	8
35 Harker, G.	5	5
6 Palmieri, M.	4	.	.	.	2	.	2	2	2	.	.
32 Brosky, D.	4	4
11 Linn, C.	1	1

The Automated ScoreBook
Team Game-by-Game for Cincinnati (as of Apr 26, 2023)
Batting (All games)

Date	Opponent	ab	r	h	rbi	2b	3b	hr	tb	bb	ibb	sb	cs	hbp	sac	sf	gdp	k	po	a	e	lob	avg
Feb 17	at Georgia State	30	2	4	1	1	0	0	5	3	0	0	0	2	1	0	0	17	24	6	1	7	.133
Feb 18	at Georgia State	27	9	6	8	2	0	1	11	6	0	1	0	3	0	1	0	8	21	6	1	7	.175
Feb 18	at Georgia State	26	2	6	2	3	0	0	9	1	0	1	1	0	0	0	0	12	21	9	0	4	.193
Feb 19	at Georgia State	34	6	9	5	0	0	1	12	4	0	0	2	0	0	0	0	13	27	10	2	5	.214
Feb 24	at Florida	32	6	6	6	3	1	1	14	8	0	0	0	3	0	0	0	12	24	10	2	11	.208
Feb 25	at Florida	29	3	5	3	1	0	0	6	3	0	0	0	1	0	0	0	15	22	6	2	6	.202
Feb 26	at Florida	36	7	9	7	1	0	1	13	7	0	0	0	2	1	0	0	11	24	10	2	12	.210
Mar 01	MIAMI	33	12	9	12	2	0	2	17	11	0	0	1	5	0	0	1	17	27	6	1	10	.219
Mar 04	NORTH ALABAMA	25	9	9	6	4	0	2	19	6	0	3	2	0	1	0	0	4	21	4	1	5	.232
Mar 04	NORTH ALABAMA	29	9	6	9	2	0	0	8	10	0	5	0	2	1	0	0	9	27	11	1	9	.229
Mar 05	NORTH ALABAMA	24	2	4	2	0	0	0	4	5	0	5	0	2	1	0	0	8	24	13	0	8	.225
Mar 05	NORTH ALABAMA	25	8	7	7	0	0	4	19	3	0	0	1	1	0	0	0	4	21	10	1	3	.229
Mar 08	at Eastern Kentucky	31	10	8	7	1	0	1	12	5	0	2	0	2	2	1	1	6	27	11	1	4	.231
Mar 10	at Wofford	34	3	6	2	2	0	1	11	2	0	0	1	0	0	0	0	14	24	10	2	6	.227
Mar 11	at Wofford	31	2	7	2	1	0	2	14	0	0	0	3	0	0	0	0	12	24	9	3	2	.226
Mar 14	at Winthrop	33	3	6	2	1	0	0	7	2	0	4	0	1	0	0	0	16	27	13	1	6	.223
Mar 15	at Winthrop	33	3	8	3	1	0	2	15	3	0	0	0	1	1	0	1	8	24	7	2	8	.225
Mar 16	at USC Upstate	32	1	5	1	1	0	0	6	5	0	0	0	1	0	0	0	17	24	9	2	10	.221
Mar 17	vs Princeton	35	5	9	5	2	0	1	14	5	0	4	0	2	1	0	0	10	27	5	0	11	.223
Mar 18	vs Princeton	33	2	6	2	1	0	0	7	2	0	2	0	0	0	0	1	10	27	12	1	6	.221
Mar 21	MARSHALL	29	4	6	4	1	0	1	10	5	0	0	1	4	1	0	1	8	27	17	2	8	.220
Mar 22	at Xavier	42	19	13	18	0	0	4	25	11	0	2	0	2	0	0	0	8	27	12	1	9	.225
Mar 25	BUTLER	34	15	14	13	0	0	3	23	6	0	3	0	0	1	1	0	6	24	5	0	5	.234
Mar 26	BUTLER	38	5	10	5	1	0	0	11	8	0	5	0	1	0	0	0	13	27	9	2	15	.236
Mar 26	BUTLER	27	13	10	11	2	1	2	20	11	0	9	0	1	0	0	1	5	21	14	1	8	.240
Mar 28	LOUISVILLE	25	1	5	1	2	0	0	7	5	0	1	0	1	0	1	0	9	21	10	1	10	.239
*Mar 31	WICHITA STATE	30	1	2	1	1	0	1	6	2	0	0	0	0	0	0	0	12	27	10	2	4	.233
*Apr 01	WICHITA STATE	34	6	8	6	3	0	0	11	8	0	0	0	0	0	1	0	13	27	14	2	10	.233
*Apr 02	WICHITA STATE	33	9	11	9	0	1	3	22	6	0	0	0	0	1	0	0	9	27	10	1	7	.237
Apr 04	at Wright State	30	6	6	5	0	0	0	6	7	0	3	0	1	0	3	0	10	24	9	3	8	.236
*Apr 06	at Memphis	32	6	6	4	0	0	0	6	5	0	3	1	1	0	0	2	11	27	9	0	5	.234
*Apr 07	at Memphis	31	2	4	2	1	0	1	8	2	0	3	1	0	0	0	0	16	24	4	2	4	.231
*Apr 08	at Memphis	31	5	4	5	1	0	0	5	8	0	9	0	0	0	1	1	8	27	10	0	8	.228
Apr 11	MIAMI	38	7	11	7	3	0	3	23	2	0	2	0	0	1	0	1	12	30	13	1	7	.230
*Apr 14	at East Carolina	31	4	4	4	0	0	3	13	2	0	0	0	0	0	0	0	15	24	6	3	2	.227
*Apr 15	at East Carolina	25	0	4	0	1	0	0	5	0	0	1	0	0	0	0	0	3	19	12	1	4	.225
*Apr 16	at East Carolina	25	3	5	2	0	0	1	8	4	0	4	0	1	1	0	0	10	18	5	0	7	.225
Apr 19	INDIANA	38	9	11	9	3	0	0	14	5	0	1	0	0	0	0	0	16	27	10	0	7	.227
*Apr 21	TULANE	37	12	13	10	3	0	3	25	4	0	4	0	0	1	0	0	10	27	9	0	6	.231
*Apr 22	TULANE	31	3	5	3	3	0	0	8	3	0	1	1	1	0	0	0	14	27	11	2	5	.229
*Apr 23	TULANE	31	12	13	11	1	0	2	20	8	0	3	1	1	1	0	0	12	21	8	1	9	.234
Totals		1284	246	300	222	55	3	46	499	203	0	81	16	42	16	9	10	443	1010	384	51	288	.234

2023 STATISTICS

The Automated ScoreBook
Team Game-by-Game for Cincinnati (as of Apr 26, 2023)
Pitching (All games)

Date	Opponent	ip	h	r	er	bb	so	2b	3b	hr	wp	bk	hbp	dp	ibb	score	w-l	sv	era
Feb 17	at Georgia State	8.0	14	12	12	6	10	2	0	4	0	0	3	0	0	2-12	0-1	0	13.50
Feb 18	at Georgia State	7.0	7	4	3	6	9	2	2	0	2	0	2	0	0	9-4	1-1	0	9.00
Feb 18	at Georgia State	7.0	4	3	3	9	8	1	0	2	0	0	0	2	0	2-3	1-2	0	7.36
Feb 19	at Georgia State	9.0	8	4	4	5	10	0	0	2	1	0	1	0	1	6-4	2-2	1	6.39
Feb 24	at Florida	8.0	16	13	12	6	7	1	1	2	3	0	3	2	0	6-13	2-3	1	7.85
Feb 25	at Florida	7.1	11	13	10	4	5	3	0	3	1	0	3	1	0	3-13	2-4	1	8.55
Feb 26	at Florida	8.0	13	13	12	5	5	1	0	8	1	0	2	0	1	7-13	2-5	1	9.28
Mar 01	MIAMI	9.0	16	15	14	13	16	7	0	3	0	0	2	0	0	12-15	2-6	1	9.95
Mar 04	NORTH ALABAMA	7.0	2	0	0	1	7	1	0	0	0	0	0	1	0	9-0	3-6	1	8.96
Mar 04	NORTH ALABAMA	9.0	10	8	7	7	10	3	0	0	1	0	1	0	0	9-8	4-6	2	8.74
Mar 05	NORTH ALABAMA	8.0	6	1	1	2	6	0	0	1	0	0	2	1	0	2-1	5-6	2	8.04
Mar 05	NORTH ALABAMA	7.0	3	1	1	4	5	0	0	1	1	0	0	1	0	8-1	6-6	2	7.54
Mar 08	at Eastern Kentucky	9.0	3	5	4	7	10	0	0	1	1	0	3	0	0	10-5	7-6	2	7.23
Mar 10	at Wofford	8.0	13	12	8	3	9	1	0	2	2	0	3	1	0	3-12	7-7	2	7.36
Mar 11	at Wofford	8.0	8	5	4	5	7	2	1	0	2	0	5	2	1	2-5	7-8	2	7.16
Mar 14	at Winthrop	9.0	4	1	0	3	7	0	0	0	2	0	0	0	0	3-1	8-8	3	6.66
Mar 15	at Winthrop	8.0	12	13	13	5	7	4	0	0	2	0	1	0	0	3-13	8-9	3	7.13
Mar 16	at USC Upstate	8.0	11	6	5	2	2	3	1	0	0	0	1	1	0	1-6	8-10	3	7.05
Mar 17	vs Princeton	9.0	15	7	7	9	12	5	0	0	0	1	1	0	0	5-7	8-11	3	7.04
Mar 18	vs Princeton	9.0	8	3	3	2	7	1	1	0	1	0	1	1	0	2-3	8-12	3	6.82
Mar 21	MARSHALL	9.0	11	8	6	5	6	1	1	2	0	0	1	2	0	4-8	8-13	3	6.78
Mar 22	at Xavier	9.0	9	6	5	8	9	1	0	1	0	0	1	1	0	19-6	9-13	3	6.69
Mar 25	BUTLER	8.0	11	5	5	2	8	2	1	0	0	0	0	0	0	15-5	10-13	3	6.64
Mar 26	BUTLER	9.0	7	8	7	7	13	1	0	2	0	0	2	0	0	5-8	10-14	3	6.66
Mar 26	BUTLER	7.0	7	3	3	3	1	2	0	1	0	1	1	2	0	13-3	11-14	3	6.56
Mar 28	LOUISVILLE	7.0	12	14	14	5	7	0	0	4	1	0	3	0	0	1-14	11-15	3	6.94
*Mar 31	WICHITA STATE	9.0	7	2	2	3	7	0	0	0	0	0	0	2	0	1-2	11-16	3	6.74
*Apr 01	WICHITA STATE	9.0	10	10	6	3	6	4	1	0	0	0	5	0	0	6-10	11-17	3	6.71
*Apr 02	WICHITA STATE	9.0	10	8	7	6	9	0	0	3	1	0	2	1	0	9-8	12-17	3	6.72
Apr 04	at Wright State	8.0	12	7	4	3	9	2	0	0	2	0	1	1	0	6-7	12-18	3	6.65
*Apr 06	at Memphis	9.0	8	2	2	3	9	1	0	0	0	0	2	0	0	6-2	13-18	3	6.49
*Apr 07	at Memphis	8.0	7	6	6	4	11	0	1	0	1	0	1	0	0	2-6	13-19	3	6.49
*Apr 08	at Memphis	9.0	7	3	3	8	5	1	2	0	0	0	1	0	0	5-3	14-19	4	6.38
Apr 11	MIAMI	10.0	6	5	4	3	11	0	0	1	1	0	3	1	0	7-5	15-19	4	6.28
*Apr 14	at East Carolina	8.0	8	9	8	7	8	1	0	2	1	0	0	1	0	4-9	15-20	4	6.35
*Apr 15	at East Carolina	6.1	14	10	10	2	3	2	0	3	2	0	2	0	0	0-10	15-21	4	6.52
*Apr 16	at East Carolina	6.0	12	13	12	4	5	4	0	2	1	0	1	0	0	3-13	15-22	4	6.75
Apr 19	INDIANA	9.0	12	11	11	8	12	2	0	2	1	0	2	1	0	9-11	15-23	4	6.87
*Apr 21	TULANE	9.0	13	9	9	5	7	2	0	3	1	0	1	0	0	12-9	16-23	5	6.93
*Apr 22	TULANE	9.0	10	10	7	9	8	0	0	0	0	0	3	0	0	3-10	16-24	5	6.93
*Apr 23	TULANE	7.0	4	1	0	4	9	1	0	0	0	0	3	1	0	12-1	17-24	5	6.79
Totals		336.2	381	289	254	206	322	64	12	55	32	2	69	26	3	246-289	17-24	5	6.79

The Automated ScoreBook
Games Summary for Cincinnati (as of Apr 26, 2023)
(All games)

Score by innings	1	2	3	4	5	6	7	8	9	EX	Total
Cincinnati	26	28	14	41	34	34	19	33	14	3	246
Opponents	43	39	25	24	37	34	41	30	15	1	289

Record when ...

Overall	17-24	After 6 leading	12-5
Conference	5-7 trailing	3-16
Non-Conference	12-17 tied	2-3
Home games	10-8	After 7 leading	8-0
Away games	7-14 trailing	2-18
Neutral site	0-2 tied	1-2
Day games	15-16	After 8 leading	9-0
Night games	2-8 trailing	1-19
vs Left starter	4-5 tied	0-0
vs Right starter	13-19		
1-Run games	3-4	Hit 0 home runs	5-12
2-Run games	4-2	... 1 home run	3-8
5+Run games	8-12	... 2+ home runs	9-4
Extra innings	2-0		
Shutouts	1-1	Opponent 0 home runs	8-10
	 1 home run	6-0
Scoring 0-2 runs	1-9 2+ HRs	3-14
..... 3-5 runs	2-9		
..... 6-9 runs	8-5	Made 0 errors	5-4
..... 10+ runs	6-1 1 error	11-5
	 2+ errors	1-15
Opponent 0-2 runs	6-1		
..... 3-5 runs	7-3	Opp. made 0 errors	2-11
..... 6-9 runs	4-7 1 error	5-8
..... 10+ runs	0-13 2+ errors	10-5
Scored in 1st inning	9-7	Out-hit opponent	11-2
Opp. scored in 1st	6-13	Out-hit by opponent	5-22
Scores first	8-8	Hits are tied	1-0
Opp. scores first	9-16		

Record when team scores:

Runs	0	1	2	3	4	5	6	7	8	9	10+
W-L	0-1	0-3	1-5	1-5	0-2	1-2	2-3	1-1	1-0	4-1	6-1

Record when opponent scores:

Runs	0	1	2	3	4	5	6	7	8	9	10+
W-L	1-0	4-0	1-1	2-2	2-0	3-1	1-2	0-2	2-2	1-1	0-13

Record when leading after:

Inn.	1	2	3	4	5	6	7	8
W-L	8-5	10-3	11-4	13-5	12-6	12-5	8-0	9-0

Record when trailing after:

Inn.	1	2	3	4	5	6	7	8
W-L	4-11	7-13	6-15	3-15	4-15	3-16	2-18	1-19

Record when tied after:

Inn.	1	2	3	4	5	6	7	8
W-L	5-8	0-8	0-5	1-4	1-3	2-3	1-2	0-0

Current winning streak: 1
Longest winning streak: 5
Longest losing streak: 5

Home attendance : 13628 (15 dates avg = 908)
Away attendance : 35450 (22 dates avg = 1611)
Total attendance: 49078 (37 dates avg = 1326)

The Automated ScoreBook
Season Game Highs for Cincinnati (as of Apr 26, 2023)
(All games)

TEAM GAME HIGHS

Batting

At bats:	42	-	at Xavier (Mar 22, 2023)
Runs scored:	19	-	at Xavier (Mar 22, 2023)
Hits:	14	-	vs Butler (Mar 25, 2023)
RBIs:	18	-	at Xavier (Mar 22, 2023)
Doubles:	4	-	vs North Alabama (Mar 04, 2023)
Triples:	1	-	at Florida (Feb 24, 2023)
	1	-	vs Butler (Mar 26, 2023)
	1	-	vs Wichita State (Apr 02, 2023)
Home runs:	4	-	vs North Alabama (Mar 05, 2023)
	4	-	at Xavier (Mar 22, 2023)
Total bases:	25	-	at Xavier (Mar 22, 2023)
	25	-	vs Tulane (Apr 21, 2023)
Walks:	11	-	vs Miami (Mar 01, 2023)
	11	-	at Xavier (Mar 22, 2023)
	11	-	vs Butler (Mar 26, 2023)
Strikeouts:	17	-	at Georgia State (Feb 17, 2023)
	17	-	vs Miami (Mar 01, 2023)
	17	-	at USC Upstate (Mar 16, 2023)
Sac hits:	2	-	at Eastern Kentucky (Mar 08, 2023)
Sac flies:	3	-	at Wright State (Apr 04, 2023)
Stolen bases:	9	-	vs Butler (Mar 26, 2023)
	9	-	at Memphis (Apr 08, 2023)
Hit by pitch:	5	-	vs Miami (Mar 01, 2023)
Caught stealing:	3	-	at Wofford (Mar 11, 2023)
Runners LOB:	15	-	vs Butler (Mar 26, 2023)
Hit into DP:	2	-	vs Marshall (Mar 21, 2023)
	2	-	at Memphis (Apr 06, 2023)

Fielding

Putouts:	30	-	vs Miami (Apr 11, 2023)
Assists:	17	-	vs Marshall (Mar 21, 2023)
Errors:	3	-	at Wofford (Mar 11, 2023)
	3	-	at Wright State (Apr 04, 2023)
	3	-	at East Carolina (Apr 14, 2023)
Passed balls:	1	-	(6 times)
DPs turned:	2	-	(6 times)

Pitching

Innings pitched:	10.0	-	vs Miami (Apr 11, 2023)
Runs allowed:	15	-	vs Miami (Mar 01, 2023)
Earned runs:	14	-	vs Miami (Mar 01, 2023)
	14	-	vs Louisville (Mar 28, 2023)
Walks allowed:	13	-	vs Miami (Mar 01, 2023)
Strikeouts:	16	-	vs Miami (Mar 01, 2023)
Hits allowed:	16	-	at Florida (Feb 24, 2023)
	16	-	vs Miami (Mar 01, 2023)
Doubles allowed:	7	-	vs Miami (Mar 01, 2023)
Triples allowed:	2	-	at Georgia State (Feb 18, 2023)

The Automated ScoreBook
Season Game Highs for Cincinnati (as of Apr 26, 2023)
(All games)

INDIVIDUAL GAME HIGHS

Batting

At bats:	6	-	(4 times)
Runs scored:	3	-	(10 times)
Hits:	3	-	(13 times)
RBIs:	5	-	(4 times)
Doubles:	2	-	(7 times)
Triples:	1	-	Nicholson, R at Florida (Feb 24, 2023)
	1	-	Brooks, L. vs Butler (Mar 26, 2023)
	1	-	Vidourek, L. vs Wichita State (Apr 02, 2023)
Home runs:	1	-	(46 times)
Total bases:	7	-	Nicholson, R at Florida (Feb 24, 2023)
	7	-	O'Connor, T. vs Tulane (Apr 23, 2023)
Walks:	4	-	Hegemann, J. vs Butler (Mar 26, 2023)
Strikeouts:	4	-	(8 times)
Sac hits:	1	-	(16 times)
Sac flies:	2	-	Cross, K. at Wright State (Apr 04, 2023)
Stolen bases:	3	-	Brooks, L. vs Butler (Mar 26, 2023)
Hit by pitch:	2	-	Schupmann K. at Georgia State (Feb 18, 2023)
	2	-	Guidry, K. vs Miami (Mar 01, 2023)
Caught stealing:	2	-	Vidourek, L. at Wofford (Mar 11, 2023)
Runners LOB:	7	-	Nicholson, R vs Butler (Mar 26, 2023)

Fielding

Putouts:	16	-	Scheler, C. vs Miami (Mar 01, 2023)
Assists:	7	-	Brooks, L. vs Marshall (Mar 21, 2023)
	7	-	Brooks, L. at East Carolina (Apr 15, 2023)
Errors:	2	-	(5 times)
Passed balls:	1	-	(6 times)

Pitching

Innings pitched:	7.0	-	Brosky, D. vs North Alabama (Mar 04, 2023)
Runs allowed:	8	-	Brosky, D. at Wofford (Mar 10, 2023)
	8	-	Boba, T. vs Louisville (Mar 28, 2023)
	8	-	Harker, G. vs Tulane (Apr 21, 2023)
Earned runs:	8	-	Boba, T. vs Louisville (Mar 28, 2023)
	8	-	Harker, G. vs Tulane (Apr 21, 2023)
Walks allowed:	5	-	Brosky, D. at Georgia State (Feb 18, 2023)
	5	-	Hugus, G. at East Carolina (Apr 14, 2023)
	5	-	O'Connor, T. vs Indiana (Apr 19, 2023)
Strikeouts:	9	-	Boba, T. vs Miami (Apr 11, 2023)
Hits allowed:	9	-	Hopewell, C. at East Carolina (Apr 15, 2023)
	9	-	Harker, G. vs Tulane (Apr 21, 2023)
Doubles allowed:	3	-	Horst, C. vs Princeton (Mar 17, 2023 at Spartanburg, SC)
	3	-	Horst, C. vs Wichita State (Apr 01, 2023)
Triples allowed:	1	-	(12 times)
Homers allowed:	3	-	Murphy, J. at Florida (Feb 26, 2023)
	3	-	Harker, G. vs Tulane (Apr 21, 2023)
Wild pitches:	2	-	Harker, G. at Wofford (Mar 11, 2023)
	2	-	Boba, T. at Winthrop (Mar 15, 2023)

The Automated ScoreBook

Batting Leaders for Cincinnati (as of Apr 26, 2023)

(All games)

Hitting minimums - 1 Games 1% of Games 1 AB 1.0 AB/Game 1 TPA 2.0 TPA/Game
Pitching minimums - 1 Games 1.0 IP/Game

Batting avg		Slugging pct		On base pct	
1. 25 Nicholson, R	.288	1. 25 Nicholson, R	.549	1. 22 Hegemann, J.	.448
2. 0 Jones, A.	.287	2. 0 Jones, A.	.465	2. 0 Jones, A.	.402
3. 2 Cross, K.	.280	3. 2 Cross, K.	.440	3. 2 Cross, K.	.383
4. 14 Vidourek, L.	.263	4. 9 Guidry, K.	.426	4. 14 Vidourek, L.	.379
5. 22 Hegemann, J.	.250	5. 10 Harting, C.	.367	5. 25 Nicholson, R	.366
Runs scored		Hits		Runs batted in	
1. 2 Cross, K.	31	1. 25 Nicholson, R	44	1. 9 Guidry, K.	34
2. 9 Guidry, K.	27	2. 2 Cross, K.	35	2. 25 Nicholson, R	25
3. 25 Nicholson, R	26	3. 14 Vidourek, L.	31	3. 2 Cross, K.	22
4. 10 Harting, C.	25	4. 0 Jones, A.	29	10 Harting, C.	22
5. 14 Vidourek, L.	23	5. 10 Harting, C.	26	5. 0 Jones, A.	21
Doubles		Triples		Home runs	
1. 25 Nicholson, R	11	1. 8 Brooks, L.	1	1. 25 Nicholson, R	9
2. 2 Cross, K.	8	25 Nicholson, R	1	2. 10 Harting, C.	6
3. 0 Jones, A.	6	14 Vidourek, L.	1	3. 9 Guidry, K.	5
9 Guidry, K.	6			4. 0 Jones, A.	4
5. 28 Hugus, G.	5			2 Cross, K.	4
Total bases		Walks		Hit by pitch	
1. 25 Nicholson, R	84	1. 14 Vidourek, L.	21	1. 3 Sponseller J	6
2. 2 Cross, K.	55	2. 22 Hegemann, J.	20	2. 9 Guidry, K.	5
3. 10 Harting, C.	47	2 Cross, K.	20	23 Schupmann K.	5
0 Jones, A.	47	8 Brooks, L.	20	4. 28 Hugus, G.	4
5. 9 Guidry, K.	46	5. 2 tied at....	19	30 Dean, C.	4
Sac bunts		Sac flies		Stolen bases	
1. 2 Cross, K.	4	1. 9 Guidry, K.	3	1. 8 Brooks, L.	12
2. 8 Brooks, L.	2	2. 23 Schupmann K.	2	2. 2 Cross, K.	10
22 Hegemann, J.	2	2 Cross, K.	2	3. 10 Harting, C.	8
28 Hugus, G.	2	4. 8 Brooks, L.	1	22 Hegemann, J.	8
5. 6 tied at....	1	0 Jones, A.	1	14 Vidourek, L.	8
Caught stealing		Steal attempts		Stolen base pct	
1. 14 Vidourek, L.	4	1. 8 Brooks, L.	13	1. 0 Jones, A.	1.000
2. 9 Guidry, K.	2	2. 14 Vidourek, L.	12	28 Hugus, G.	1.000
22 Hegemann, J.	2	3. 2 Cross, K.	11	3. 8 Brooks, L.	.923
25 Nicholson, R	2	4. 22 Hegemann, J.	10	4. 2 Cross, K.	.909
5. 6 tied at..	1	5. 10 Harting, C.	9	5. 10 Harting, C.	.889
Strikeouts		Grounded into DP		Total plate appearances	
1. 10 Harting, C.	50	1. 25 Nicholson, R	3	1. 25 Nicholson, R	173
2. 25 Nicholson, R	44	2. 6 Palmieri, M.	2	2. 2 Cross, K.	153
3. 14 Vidourek, L.	43	0 Jones, A.	2	3. 10 Harting, C.	151
4. 8 Brooks, L.	41	3 Sponseller J	2	4. 14 Vidourek, L.	141
5. 9 Guidry, K.	35	5. 8 Brooks, L.	1	5. 8 Brooks, L.	135
At bats		Games played		Game starts	
1. 25 Nicholson, R	153	1. 25 Nicholson, R	40	1. 25 Nicholson, R	39
2. 10 Harting, C.	128	2. 2 Cross, K.	38	2. 8 Brooks, L.	35
3. 2 Cross, K.	125	3. 8 Brooks, L.	37	3. 10 Harting, C.	34
4. 14 Vidourek, L.	118	10 Harting, C.	37	4. 14 Vidourek, L.	32
5. 8 Brooks, L.	109	5. 14 Vidourek, L.	35	2 Cross, K.	32
Games as sub					
1. 30 Dean, C.	7				
3 Sponseller J	7				
4 Springer, S.	7				
23 Schupmann K.	7				
5. 2 Cross, K.	6				

2023 STATISTICS

The Automated ScoreBook

Pitching Leaders for Cincinnati (as of Apr 26, 2023)

(All games)

Hitting minimums - 1 Games 1% of Games 1 AB 1.0 AB/Game 1 TPA 2.0 TPA/Game
Pitching minimums - 1 Games 1.0 IP/Game

Earned run avg		Opposing bat avg		Won-loss pct	
1. 33 Hopewell, C.	5.28	1. 33 Hopewell, C.	.284	1. 33 Hopewell, C.	.200
Wins		Losses		Saves	
1. 20 Murphy, J.	3	1. 35 Harker, G.	4	1. 31 White, M.	3
2. 5 tied at...	2	33 Hopewell, C.	4	2. 20 Murphy, J.	1
		3. 26 Horst, C.	3	28 Hugus, G.	1
		4. 77 Shea, A.	2		
		32 Brosky, D.	2		
Innings pitched		Batters struck out		Appearances	
1. 33 Hopewell, C.	46.0	1. 33 Hopewell, C.	40	1. 77 Shea, A.	16
		2. 35 Harker, G.	35	43 Segal, Z.	16
		3. 34 Boba, T.	34	3. 20 Murphy, J.	15
		4. 26 Horst, C.	33	31 White, M.	15
		5. 18 Bergmann, M.	25	5. 2 tied at...	13
Games started		Games finished		Games in relief	
1. 33 Hopewell, C.	10	1. 31 White, M.	10	1. 77 Shea, A.	16
2. 26 Horst, C.	8	2. 18 Bergmann, M.	5	43 Segal, Z.	16
34 Boba, T.	8	20 Murphy, J.	5	3. 31 White, M.	15
4. 35 Harker, G.	5	4. 28 Hugus, G.	4	20 Murphy, J.	15
5. 32 Brosky, D.	4	43 Segal, Z.	4	5. 18 Bergmann, M.	12
Wild pitches		Balks		Hit batters	
1. 34 Boba, T.	7	1. 44 O'Connor, T.	1	1. 26 Horst, C.	12
2. 77 Shea, A.	5	32 Brosky, D.	1	2. 35 Harker, G.	9
3. 33 Hopewell, C.	4			3. 46 Garula, B.	7
35 Harker, G.	4			20 Murphy, J.	7
5. 2 tied at...	3			5. 2 tied at...	6
Intentional BB allowed		Runners picked off		Batters SO out looking	
1. 31 White, M.	1	1. 33 Hopewell, C.	4	1. 77 Shea, A.	12
28 Hugus, G.	1	2. 5 Scheler, C.	1	33 Hopewell, C.	12
43 Segal, Z.	1			3. 35 Harker, G.	10
				4. 3 tied at...	9
Sac bunts allowed		Sac flies allowed		Hits allowed	
1. 32 Brosky, D.	5	1. 32 Brosky, D.	3	1. 33 Hopewell, C.	50
2. 77 Shea, A.	3	2. 26 Horst, C.	2		
33 Hopewell, C.	3	77 Shea, A.	2		
4. 26 Horst, C.	2	4. 5 tied at.....	1		
5. 3 tied at.....	1				
Runs allowed		Earned runs allowed		Walks allowed	
1. 33 Hopewell, C.	27	1. 33 Hopewell, C.	27	1. 33 Hopewell, C.	20
Doubles allowed		Triples allowed		Home runs allowed	
1. 33 Hopewell, C.	3	1. 33 Hopewell, C.	1	1. 33 Hopewell, C.	7

The Automated ScoreBook
Fielding Leaders for Cincinnati (as of Apr 26, 2023)
(All games)

Hitting minimums - 1 Games 1% of Games
Pitching minimums - 1 Games 1.0 IP/Game

Fielding pct		Chances		Putouts	
1. 44 O'Connor, T.	1.000	1. 25 Nicholson, R	333	1. 25 Nicholson, R	304
30 Dean, C.	1.000	2. 8 Brooks, L.	160	2. 0 Jones, A.	133
6 Palmieri, M.	1.000	3. 0 Jones, A.	150	3. 5 Scheler, C.	104
31 White, M.	1.000	4. 5 Scheler, C.	112	4. 15 Kligenbeck	87
5. 0 Jones, A.	.993	5. 15 Kligenbeck	100	5. 14 Vidourek, L.	66
Assists		Errors		Fielding double plays	
1. 8 Brooks, L.	95	1. 9 Guidry, K.	9	1. 25 Nicholson, R	23
2. 9 Guidry, K.	61	2. 2 Cross, K.	5	2. 8 Brooks, L.	17
3. 28 Hugus, G.	49	25 Nicholson, R	5	3. 28 Hugus, G.	9
4. 23 Schupmann K.	34	4. 33 Hopewell, C.	4	4. 9 Guidry, K.	8
5. 25 Nicholson, R	24	5. 6 tied at....	3	5. 4 Springer, S.	4
Stolen bases against		Caught stealing by		Steal attempts against	
1. 5 Scheler, C.	17	1. 0 Jones, A.	7	1. 0 Jones, A.	24
0 Jones, A.	17	2. 26 Horst, C.	4	2. 5 Scheler, C.	21
3. 15 Kligenbeck	10	5 Scheler, C.	4	3. 15 Kligenbeck	12
4. 35 Harker, G.	6	4. 33 Hopewell, C.	3	4. 35 Harker, G.	8
5. 2 tied at..	5	5. 4 tied at....	2	5. 26 Horst, C.	7
Passed balls		Catchers interference			
1. 5 Scheler, C.	3				
0 Jones, A.	3				

2023 STATISTICS

The Automated ScoreBook
Batting Analysis for Cincinnati (as of Apr 26, 2023)
(All games Sorted by Player Name)

Player	vs left			vs right			w/runners			w/bases empty			w/bases loaded			as leadoff			fly	gnd	fly/
	h	ab	avg	h	ab	avg	h	ab	avg	h	ab	avg	h	ab	avg	rch	ops	pct	out	out	gnd
23 Schupmann K.	2	22	.091	5	36	.139	4	24	.167	3	34	.088	0	0	---	4	19	.211	20	6	3.3
8 Brooks, L.	5	28	.179	20	81	.247	14	54	.259	11	55	.200	0	2	.000	9	19	.474	26	18	1.4
2 Cross, K.	9	37	.243	26	88	.295	16	53	.302	19	72	.264	2	4	.500	15	45	.333	36	24	1.5
30 Dean, C.	1	11	.091	6	27	.222	4	11	.364	3	27	.111	0	1	.000	1	5	.200	16	3	5.3
9 Guidry, K.	6	24	.250	19	84	.226	16	48	.333	9	60	.150	4	7	.571	4	29	.138	25	21	1.2
10 Harting, C.	5	30	.167	21	98	.214	14	56	.250	12	72	.167	1	6	.167	11	43	.256	21	29	0.7
22 Hegemann, J.	5	23	.217	11	41	.268	5	23	.217	11	41	.268	1	5	.200	7	19	.368	15	19	0.8
28 Hugus, G.	5	17	.294	10	57	.175	7	30	.233	8	44	.182	1	2	.500	5	20	.250	10	15	0.7
3 Sponseller J	0	10	.000	12	48	.250	7	29	.241	5	29	.172	2	2	1.000	3	12	.250	19	9	2.1
0 Jones, A.	8	31	.258	21	70	.300	16	51	.314	13	50	.260	1	2	.500	6	20	.300	23	19	1.2
15 Klingenbeck	0	6	.000	5	34	.147	4	24	.167	1	16	.063	1	3	.333	3	12	.250	13	5	2.6
25 Nicholson, R	14	46	.304	30	107	.280	21	79	.266	23	74	.311	1	8	.125	14	33	.424	35	30	1.2
44 O'Connor, T.	2	5	.400	7	28	.250	8	21	.381	1	12	.083	0	1	.000	1	3	.333	6	2	3.0
6 Palmieri, M.	2	6	.333	3	8	.375	2	5	.400	3	9	.333	0	1	.000	3	4	.750	3	3	1.0
5 Scheler, C.	2	14	.143	3	22	.136	1	12	.083	4	24	.167	1	1	1.000	3	11	.273	7	7	1.0
4 Springer, S.	1	7	.143	3	20	.150	3	11	.273	1	16	.063	0	1	.000	2	4	.500	5	4	1.2
14 Vidourek, L.	8	34	.235	23	84	.274	8	42	.190	23	76	.303	2	9	.222	20	46	.435	26	18	1.4
Totals	75	351	.214	225	933	.241	150	573	.262	150	711	.211	17	55	.309	111	344	.323	306	232	1.3
Opponents	105	345	.304	276	991	.279	212	719	.295	169	617	.274	13	53	.245	144	338	.426	295	339	0.9

Player	pinch hitting			w/runners in scoring pos			w/runner on 3rd and LT 2 out			with 2 outs			success adv runners			2- rnrns			rch	rch	kl
	h	ab	avg	h	ab	avg	rbi	ops	pct	h	ab	avg	adv	ops	pct	rbi	w/out	lob	err	fc	kl
23 Schupmann K.	0	0	---	2	15	.133	4	8	.500	4	23	.174	13	33	.394	4	3	9	0	1	6
8 Brooks, L.	0	0	---	11	42	.262	8	9	.889	11	50	.220	28	66	.424	6	5	39	2	1	11
2 Cross, K.	2	3	.667	10	36	.278	8	12	.667	10	37	.270	37	64	.578	7	13	20	3	3	5
30 Dean, C.	1	5	.200	2	5	.400	1	2	.500	2	13	.154	8	15	.533	0	0	2	1	0	4
9 Guidry, K.	1	1	1.000	13	34	.382	8	9	.889	11	43	.256	30	58	.517	17	6	21	5	1	15
10 Harting, C.	0	3	.000	12	43	.279	4	7	.571	11	40	.275	32	66	.485	9	8	25	2	7	18
22 Hegemann, J.	0	1	.000	5	16	.313	1	4	.250	8	21	.381	15	30	.500	5	5	12	1	0	5
28 Hugus, G.	0	2	.000	3	19	.158	1	5	.200	7	25	.280	16	35	.457	8	6	12	2	0	12
3 Sponseller J	0	5	.000	4	14	.286	3	4	.750	4	16	.250	13	34	.382	5	1	10	1	0	4
0 Jones, A.	2	4	.500	12	35	.343	7	9	.778	11	31	.355	25	57	.439	10	6	21	4	5	13
15 Klingenbeck	0	2	.000	3	15	.200	1	3	.333	2	12	.167	13	30	.433	2	4	15	1	2	4
25 Nicholson, R	0	0	---	10	47	.213	4	8	.500	17	55	.309	37	85	.435	12	12	33	1	3	6
44 O'Connor, T.	0	1	.000	7	14	.500	1	1	1.000	2	9	.222	10	22	.455	2	1	8	0	0	5
6 Palmieri, M.	0	0	---	1	4	.250	0	1	.000	1	3	.333	2	5	.400	2	0	4	1	0	1
5 Scheler, C.	0	1	.000	1	9	.111	1	2	.500	1	17	.059	5	16	.313	0	1	13	0	0	1
4 Springer, S.	0	3	.000	1	7	.143	2	2	1.000	2	9	.222	9	13	.692	2	5	7	0	0	4
14 Vidourek, L.	0	0	---	7	31	.226	5	6	.833	8	29	.276	22	51	.431	7	10	26	0	2	9
Totals	6	31	.194	104	386	.269	59	92	.641	112	433	.259	315	680	.463	98	86	288	24	25	123
Opponents	5	28	.179	116	440	.264	64	124	.516	123	444	.277	404	829	.487	109	107	340	25	38	104

Success Advancing Runners = percentage of times the batter advanced at least one runner during a plate appearance

#Rnrs Adv w/Out = TOTAL number of runners advanced when the player made an out

The Automated ScoreBook
Pitching Analysis for Cincinnati (as of Apr 26, 2023)
(All games Sorted by Player Name)

Player	vs left			vs right			w/runners			w/bases empty			vs leadoff			with 2 outs			fly	gnd	fly/
	h	ab	avg	h	ab	avg	h	ab	avg	h	ab	avg	rch	ops	pct	h	ab	avg	out	out	gnd
18 Bergmann, M.	5	24	.208	20	58	.345	16	45	.356	9	37	.243	7	20	.350	7	26	.269	11	20	0.6
34 Boba, T.	13	52	.250	20	79	.253	19	61	.311	14	70	.200	10	35	.286	15	46	.326	21	41	0.5
32 Brosky, D.	8	35	.229	23	84	.274	18	57	.316	13	62	.210	8	30	.267	9	38	.237	46	23	2.0
29 Earls, C.	1	2	.500	1	3	.333	0	2	.000	2	3	.667	3	3	1.000	0	1	.000	2	1	2.0
46 Garula, B.	4	11	.364	10	25	.400	11	27	.407	3	9	.333	5	8	.625	4	10	.400	7	7	1.0
35 Harker, G.	22	64	.344	25	90	.278	26	90	.289	21	64	.328	21	38	.553	9	43	.209	34	35	1.0
33 Hopewell, C.	27	81	.333	23	95	.242	22	81	.272	28	95	.295	22	49	.449	16	58	.276	36	50	0.7
26 Horst, C.	10	41	.244	29	98	.296	16	65	.246	23	74	.311	15	37	.405	15	47	.319	27	39	0.7
28 Hugus, G.	8	32	.250	9	39	.231	9	37	.243	8	34	.235	5	17	.294	9	27	.333	21	9	2.3
11 Linn, C.	2	3	.667	0	1	.000	1	2	.500	1	2	.500	2	2	1.000	0	1	.000	0	1	0.0
20 Murphy, J.	13	32	.406	10	49	.204	13	43	.302	10	38	.263	8	20	.400	4	26	.154	10	33	0.3
13 McClanahan N	4	9	.444	9	26	.346	11	25	.440	2	10	.200	3	5	.600	6	15	.400	8	7	1.1
44 O'Connor, T.	6	21	.286	11	41	.268	10	39	.256	7	23	.304	10	20	.500	5	19	.263	10	20	0.5
43 Segal, Z.	7	30	.233	11	45	.244	10	47	.213	8	28	.286	6	12	.500	7	31	.226	18	21	0.9
77 Shea, A.	13	38	.342	18	61	.295	17	55	.309	14	44	.318	12	27	.444	14	36	.389	28	19	1.5
31 White, M.	10	30	.333	9	37	.243	13	43	.302	6	24	.250	7	15	.467	3	20	.150	16	13	1.2
Totals	153	505	.303	228	831	.274	212	719	.295	169	617	.274	144	338	.426	123	444	.277	295	339	0.9
Opponents	136	561	.242	164	723	.227	150	573	.262	150	711	.211	111	344	.323	112	433	.259	306	232	1.3

Player	ap	gs	ip/app	*h/g	*r/g	*er/g	*bb/g	*so/g	k/bb	*2b/g	*3b/g	*hr/g	*fo/g	*go/g	*bf/g	sba	att	pct
18 Bergmann, M.	12	0	1.61	11.64	12.10	9.78	6.05	11.64	1.9	1.86	0.47	2.79	5.12	9.31	46.55	2	4	.500
34 Boba, T.	10	8	3.33	8.91	6.21	5.94	4.05	9.18	2.3	1.62	0.00	1.08	5.67	11.07	41.04	1	3	.333
32 Brosky, D.	10	4	3.20	8.72	7.31	5.62	4.78	6.47	1.4	1.97	0.56	1.41	12.94	6.47	41.34	2	2	1.000
29 Earls, C.	2	0	0.50	18.00	18.00	18.00	36.00	0.00	0.0	0.00	0.00	9.00	18.00	9.00	81.00	2	2	1.000
46 Garula, B.	7	0	1.19	15.12	17.28	17.28	10.80	8.64	0.8	1.08	0.00	1.08	7.56	7.56	58.32	1	1	1.000
35 Harker, G.	13	5	2.85	11.43	8.03	6.32	4.62	8.51	1.8	1.22	0.49	1.46	8.27	8.51	44.51	6	8	.750
33 Hopewell, C.	10	10	4.60	9.78	5.28	5.28	3.91	7.83	2.0	0.59	0.20	1.37	7.04	9.78	39.52	1	4	.250
26 Horst, C.	12	8	2.94	9.93	6.62	5.09	4.84	8.41	1.7	2.55	0.51	1.27	6.88	9.93	44.32	3	7	.429
28 Hugus, G.	13	2	1.36	8.66	8.66	7.64	8.66	11.72	1.4	2.04	0.00	2.55	10.70	4.58	47.38	4	4	1.000
11 Linn, C.	1	1	1.00	18.00	9.00	9.00	9.00	9.00	1.0	0.00	0.00	0.00	0.00	9.00	45.00	0	0	---
20 Murphy, J.	15	0	1.36	10.18	6.64	6.20	1.77	6.64	3.8	1.33	0.00	1.77	4.43	14.61	40.72	4	4	1.000
13 McClanahan N	10	0	0.83	14.04	7.56	7.56	9.72	9.72	1.0	4.32	0.00	0.00	8.64	7.56	49.68	1	1	1.000
44 O'Connor, T.	9	3	1.74	9.77	9.19	7.47	14.36	8.62	0.6	1.15	0.57	1.72	5.74	11.49	51.70	4	5	.800
43 Segal, Z.	16	0	1.25	8.10	7.20	7.20	3.60	8.55	2.4	2.70	0.45	2.25	8.10	9.45	40.95	5	5	1.000
77 Shea, A.	16	0	1.52	11.47	9.25	8.51	6.29	8.88	1.4	2.22	0.74	0.74	10.36	7.03	45.12	5	6	.833
31 White, M.	15	0	1.13	10.06	6.88	5.82	4.24	9.53	2.3	1.59	0.00	0.53	8.47	6.88	41.82	3	4	.750
Totals	41	41	8.21	10.19	7.73	6.79	5.51	8.61	1.6	1.71	0.32	1.47	7.89	9.06	43.81	44	60	.733
Opponents	41	41	8.31	7.93	6.50	5.20	5.36	11.70	2.2	1.45	0.08	1.22	8.08	6.13	41.11	81	97	.835

* = average based on 9-inning game