

2 NATIONAL TITLES | 6 FINAL FOURS | 8 ELITE EIGHTS | 10 SWEET SIXTEENS | 33 NCAA TOURNAMENTS | 41 CONFERENCE TITLES

2023-24 SCHEDULE / RESULTS

| DATE | OPPONENT (TV) | TIME (ET)/RES |
|-------------|-----------------------------|---------------|
| Nov. 6 | UIC (ESPN+) | W, 69-58 |
| Nov. 10 | Detroit Mercy% (ESPN+) | W, 93-61 |
| Nov. 12 | Eastern Wash.% (ESPN+) | W, 85-73 |
| Nov. 19 | Northern Kentucky (ESPN+) | W, 90-66 |
| Nov. 22 | Georgia Tech (ESPN+) | W, 89-54 |
| Nov. 28 | at Howard (ESPN+) | W, 86-81 (OT) |
| Dec. 3 | Florida Gulf Coast (ESPN+) | W, 99-62 |
| Dec. 9 | at Xavier (FS1) | L, 79-84 |
| Dec. 12 | Bryant (ESPN+) | W, 85-53 |
| Dec. 16 | vs. Dayton^ (ESPN+) | L, 68-82 |
| Dec. 19 | Merrimack (ESPN+) | W, 65-49 |
| Dec. 22 | Stetson (ESPN+) | W, 83-75 |
| Dec. 29 | Evansville (ESPN+) | W, 76-58 |
| Jan. 6 | at (12) BYU* (ESPN2) | W, 71-60 |
| Jan. 9 | (25) Texas* (ESPN+) | L, 73-74 |
| Jan. 13 | at (14) Baylor* (ESPN) | L, 59-62 |
| Jan. 16 | (19) TCU* (ESPN+) | W, 81-77 (OT) |
| Jan. 20 | (15) Oklahoma* (ESPN+) | L, 65-69 |
| Jan. 22 | at (7) Kansas* (ESPN) | L, 69-74 |
| Jan. 27 | UCF* (ESPN+) | W, 68-57 |
| Jan. 31 | at West Virginia* (ESPN+) | L, 65-69 |
| Feb. 3 | at (15) Texas Tech* (ESPN+) | W, 75-72 |
| Feb. 10 | (5) Houston* (ESPN2) | L, 62-67 |
| Feb. 13 | (10) Iowa State* (ESPN2) | L, 59-68 |
| Feb. 17 | at UCF* (ESPN+) | W, 76-74 |
| Feb. 21 | Oklahoma State* (ESPN+) | L, 76-80 |
| Feb. 24 | at TCU* (ESPN+) | L, 57-75 |
| Feb. 27 | at (1) Houston* (ESPN2) | L, 59-67 |
| March 2 | Kansas State* (ESPN+) | W, 74-72 |
| March 5 | at Oklahoma* (ESPN+) | L, 71-74 (OT) |
| March 9 | West Virginia* (ESPN+) | 2 PM |
| March 13-16 | Big 12 Championships | TBA |

All times ET and subject to change

*Big 12 game, % Cincinnati Basketball Tournament presented by Allegiant Air, ^ Heritage Bank Center, S Kansas City, Mo. (T-Mobile Center)

ON THE AIR

TV: ESPN+

- Play-by-Play..... Chuckie Kempf
- Analyst..... Mark Adams
- Online: WatchESPN.com
- Mobile App: WatchESPN

RADIO: BEARCATS SPORTS NETWORK

- Play-by-Play..... Dan Hoard
- Analyst..... Terry Nelson
- Local: 700 WLW

ATHLETICS COMMUNICATIONS

Primary Contact David Cohen
 Phone (C): 817-739-6585
 Email: David.Cohen@uc.edu
 Twitter: @DavidECohen_
 Web: GoBEARCATS.com

2023-24 CINCINNATI MEN'S BASKETBALL

GAME AT A GLANCE

CINCINNATI

17-13 • 6-11 BIG 12



WEST VIRGINIA

9-21 • 4-13 BIG 12

SATURDAY, MARCH 9, 2024 • 2 PM ET



CINCINNATI BEARCATS

Head Coach Wes Miller

Record at Cincinnati 58-41 (Third Year)

Overall Record 243-176 (13th Year)



WEST VIRGINIA MOUNTAINEERS

Head Coach Josh Eilert

Record at School 9-21 (First Year)

Overall Record Same

GAME INFORMATION

Facility Fifth Third Arena

Capacity 12,012

TV ESPN+

Radio 700 WLW / Sirius XM 382

Online The Varsity Network/Tuneln

Series Record WVU leads 11-10

Home/Away/Neutral 6-2/3-7/1-2

Last Meeting Jan. 31, 2024 (L, 65-69 in Morgantown)

THE RUNDOWN

- Cincinnati built a 13-point lead in the opening minutes and led by five late, but Oklahoma fought its way to overtime and ultimately steal one from the Bearcats on Tuesday night. The Sooners went 21-of-23 from the foul line in the second half. Only Houston (6.0) has an average margin-of-defeat smaller than UC's 6.4.
- The Bearcats were without Viktor Lakhin, but gained Dan Skillings Jr. who missed the Kansas State game. He scored 13 points and was one rebound shy of his third double-double of the season, while his three steals were a season-high.
- With Lakhin's absence, the Bearcats enter Saturday with 37 missed games among its rotation for injury, illness or transfer waiver procedures.
- The Bearcats had a season-low six turnovers in the home K-State win, then had nine in the first half against Oklahoma before committing only three over the second half and overtime.
- Jizzle James was electric with 16 points, two steals and no turnovers off the bench. He has seven double-figure scoring games in Big 12 play and his season-high 19 came at Xavier.
- Cincinnati had 11 steals and five blocks for the second-straight game, second to only its Oklahoma State contest on Feb. 21. The three-highest games with such a combination have come over the last five.
- Day Day Thomas had two more steals on the heels of four against Kansas State, bringing him to 51 for the most since Gary Clark in 2017-18. Next is Justin Jackson's 55 in 2013-14.
- Aziz Bandaogo had three blocks against the Sooners, his sixth-straight game with multiple swats. He has also had five steals the last two contests, and UC has won the paint scoring battle five-straight games.
- Each of Cincinnati's five highest FG% games in Big 12 play have come at home, led by 52.5 against TCU and 50.0 versus Oklahoma State.
- Cincinnati remains 14th nationally, and tops in the Big 12, with an 8.1 rebounding margin that is the team's highest since at least the 2000-01 season.
- There will be a pregame senior ceremony for managers Peter Barton, Brandon Tolbert, Mason Slinker and players Chase Kirkwood, Landen Long, John Newman III and Ody Oguama. Last year's Senior Day saw David DeJulius drop a career-high 30 points and kiss the floor upon his exit in a 97-74 win over SMU.

PROBABLE STARTERS



1

Day Day Thomas
 10.3 ppg | 2.2 rpg
 6-0 | 185 | Jr.
 Bishopville, S.C.




0

Dan Skillings Jr.
 12.0 ppg | 6.4 rpg
 6-6 | 215 | So.
 Blackwood, N.J.



15

John Newman III
 9.5 ppg | 5.0 rpg
 6-5 | 215 | Gr.
 Greensboro, N.C.



41

Simas Lukosius
 10.1 ppg | 3.1 rpg
 6-8 | 225 | Jr.
 Kaunas, Lithuania



55

Aziz Bandaogo
 7.1 ppg | 7.6 rpg
 7-0 | 235 | Sr.
 Dakar, Senegal
 @GOBEARCATSMBB

2023-24 CINCINNATI NUMERICAL ROSTER

| No. | Name | Pos. | Ht. | Wt. | Cl. | Hometown/Previous School |
|-----|-------------------|------|------|-----|------|---|
| 0 | Dan Skillings Jr. | G | 6-6 | 215 | So. | Blackwood, N.J./Roman Catholic HS (Pa.) |
| 1 | Day Day Thomas | G | 6-1 | 185 | Jr. | Bishopville, S.C./Kilgore College (Texas) |
| 2 | Jizzle James | G | 6-1 | 195 | Fr. | Orlando, Fla./Olympia HS |
| 3 | Rayvon Griffith* | G/F | 6-7 | 205 | Fr. | Cincinnati, Ohio/Compass Prep (Ariz.) |
| 5 | CJ Fredrick Jr. | G | 6-3 | 190 | Gr. | Cincinnati, Ohio/Kentucky |
| 10 | Josh Reed | G | 6-7 | 220 | So. | Atlanta, Ga./Pace Academy |
| 11 | C.J. Anthony^ | G | 6-0 | 190 | Jr. | Columbus, Ohio/Putnam Science Academy |
| 13 | Jamille Reynolds | F | 6-11 | 275 | Sr. | St. Petersburg, Fla./Temple |
| 14 | Landen Long^ | G | 5-11 | 185 | Gr. | Mason, Ohio/Ohio Northern |
| 15 | John Newman III | W | 6-5 | 215 | Gr. | Greensboro, N.C./Clemson |
| 21 | Chase Kirkwood^ | G | 6-1 | 190 | Jr. | Phoenix, Md./Arkansas |
| 30 | Viktor Lakhin | F | 6-11 | 240 | RJr. | Anapa, Russia/CSKA-2 |
| 33 | Ody Oguama | F | 6-9 | 230 | Gr. | Raleigh, N.C./Wake Forest |
| 41 | Simas Lukošius | G/F | 6-8 | 225 | Jr. | Kaunas, Lithuania/Butler |
| 44 | Sage Tolentino | F | 7-1 | 240 | RFr. | Kane'ohe, Hawaii/Hamilton HS (Ohio) |
| 55 | Aziz Bandaogo | F | 7-0 | 235 | Sr. | Dakar, Senegal/Utah Valley |

*Redshirting this season

^Walk-on

Coaching Staff

Head Coach: Wes Miller (third season)

Associate Head Coach: Chad Dollar (third season)

Assistant Coach/Recruiting Coordinator: Drew Adams (second season)

Assistant Coach/Recruiting Coordinator: Andre Morgan (third season)

Assistant Coach/Chief of Administrative Staff: Josh Loeffler (first season)

Director of Player Development/Assistant Coach: Jake Thelen (third season)

Director of Basketball Operations: Matt Miller (third season)

Associate AD, Sports Performance: Mike Rehfeldt (second season)

Graduate Assistants: Abdul Ado, Malik Massey, Omari Prince

PRONUNCIATION

| | |
|----------------|------------------------|
| Aziz BANDAOGO | Ah-zeez Band-Ae-Goe |
| Ody OGUAMA | Oh-Guam-a |
| Viktor LAKHIN | LOCK-in |
| Simas LUKOŠIUS | See-moss Loo-koh-shiss |

ROSTER INFORMATION

By State/Country

| | |
|----------------|---|
| Florida | (2) Jizzle James, Jamille Reynolds |
| Georgia | (1) Josh Reed |
| Hawaii | (1) Sage Tolentino |
| Lithuania | (1) Simas Lukosius |
| New Jersey | (1) Dan Skillings |
| North Carolina | (2) John Newman III, Ody Oguama |
| Ohio | (4) C.J. Anthony, CJ Fredrick, Rayvon Griffith, Landen Long |
| Maryland | (1) Chase Kirkwood |
| Russia | (1) Viktor Lakhin |
| Senegal | (1) Aziz Bandaogo |
| South Carolina | (1) Day Day Thomas |

By Class

| | |
|-----------------------|--|
| Freshmen | (3) Rayvon Griffith, Jizzle James, Sage Tolentino (RS) |
| Sophomores | (2) Josh Reed, Dan Skillings |
| Juniors | (4) Day Day Thomas, CJ Anthony, Simas Lukosius, Chase Kirkwood |
| Seniors (3) | Jamille Reynolds, Aziz Bandaogo, CJ Fredrick |
| Graduates/Final Years | (4) CJ Fredrick, Ody Oguama, Viktor Lakhin, John Newman III |

By Height

| | |
|------|-------------------------------------|
| 7-1 | (1) Sage Tolentino |
| 7-0 | (1) Aziz Bandaogo |
| 6-11 | (2) Viktor Lakhin, Jamille Reynolds |
| 6-9 | (1) Ody Oguama |
| 6-8 | (1) Simas Lukosius |
| 6-7 | (2) Rayvon Griffith, Josh Reed |
| 6-6 | (1) Dan Skillings Jr. |
| 6-5 | (1) John Newman III |
| 6-3 | (1) CJ Fredrick |
| 6-2 | (1) Jizzle James |
| 6-1 | (2) Chase Kirkwood, Day Day Thomas |
| 6-0 | (1) CJ Anthony |
| 5-11 | (1) Landen Long |

CINCINNATI QUICK FACTS

GENERAL INFORMATION

| | |
|-------------------------------|----------------------------|
| Location | Cincinnati, OH 45221 |
| Founded | 1819 |
| Enrollment | 46,798 |
| Nickname | Bearcats |
| Colors | Red (PMS: 186) and Black |
| Arena (Capacity) | Fifth Third Arena (12,012) |
| Affiliation | NCAA Division I |
| Conference | Big 12 |
| President | Neville Pinto |
| Director of Athletics | John Cunningham |
| Faculty Representative | Brian Hatch |
| Department of Athletics Phone | (513) 556-4603 |
| Athletics Ticket Office Phone | (877) CATS-TIX |

ATHLETIC COMMUNICATIONS

| | |
|-----------------------------|-------------------------------|
| Primary Basketball Contact | David Cohen |
| Office/Cell Phone | (513) 556-5182/(817) 739-6585 |
| Email Address | david.cohen@uc.edu |
| Associate AD/Communications | Zach Stipe |
| Office/Cell Phone | (513) 556-5186/(865) 244-6119 |
| Email | stipezd@ucmail.uc.edu |

TEAM INFORMATION

| | |
|------------------------------|-----------------------------|
| 2022-23 Record | 23-13 |
| AAC Record (Finish) | 11-7 (Fourth) |
| Starters returning/lost | 2/3 |
| Letterwinners returning/lost | 8/6 |
| Newcomers | 8 |
| Pct. points returning | 29.5 percent (819 of 2,776) |
| Pct. rebounds returning | 44.8 percent (601 of 1,341) |
| Pct. assists returning | 11.4 percent (64 of 559) |

CINCINNATI TRADITION

Cincinnati, ranked the No. 9 basketball program all-time by CBS' Matt Norlander in 2019, boasts 1,889 all-time wins, good for No. 12 nationally (both entering the season), with this season marking the 40th of 20-plus wins. The Bearcats have produced 32 All-Americans (last: Jarron Cumberland's Honorable Mention in 2019), 86 All-Conference selections, 57 NBA Draft picks (last: Jacob Evans III in 2018) and 56 members of the 1,000-Point Club. The program has spent 434 weeks ranked in the AP Top 25, 212 in the Top 10 and 45 at No. 1. Jack Twyman and Oscar Robertson are both members of the Basketball Hall of Fame, with Robertson earning a spot on the NBA's 75th-Anniversary Team last fall.

JUMPMAN, JUMPMAN, JUMPMAN...

Cincinnati is back in familiar threads this season as it returns to the Jordan brand. The Bearcats were one of the three original schools rewarded with it in 1997, joining St. John's and North Carolina A&T.

Michael Jordan himself helped present the uniforms to the public on the Rosie O'Donnell Show on Sept. 9, 1997.

Wes Miller and assistant coach Andre Morgan collaborate to pick out which pair Miller will wear each game.

TOP CROWDS AND TOP-10 TEAMS

Cincinnati's game against No. 5 Houston drew 12,715 fans, the largest in the post-Fifth Third Arena renovation era (which began in 2018-19). The largest in the arena's overall history, since 1989, is 13,176.

With Iowa State reaching No. 10 in the AP poll, Tuesday's game against the Cyclones marks the first time UC has played consecutive top-10 opponents since 2009-10, and it was the first time with back-to-back top-10 teams at home since 1988-89, the Bearcats' final year at the now-demolished Cincinnati Gardens.

HOW THEY FARE IN YEAR 3

Wes Miller enters his third, and most challenging season yet, as the Bearcats begin their Big 12 tenure. Below is a look at how UC coaches over the last 50 years fared in their first three seasons.

Mick Cronin did not make the NCAA Tournament until Year 5, which kicked off a nine-year streak.

| Coach (Year) | Record | Postseason |
|------------------------|---------------|-------------------|
| Mick Cronin (2008-09) | 18-14 | N/A |
| Bob Huggins (1991-92) | 29-5 | NCAA Final Four |
| Tony Yates (1985-86) | 12-16 | N/A |
| Ed Badger (1980-81) | 16-13 | N/A |
| Gale Catlett (1974-75) | 23-6 | NCAA Sweet 16 |

MILLER'S EXTENSION

Cincinnati announced on Dec. 14, 2022 that Wes Miller would receive a two-year contract extension, as well as an increased salary, through the 2028-29 season.

TRACKING THE POINT GUARDS

Jizzle James and Day Day Thomas did not share the floor together until the final minutes of the Dec. 16 Dayton contest.

Since then, UC has experimented with it at various times, largely dependent on opponent defenses, and it's happened a lot lately.

| Game (Date) | Minutes |
|----------------------------|----------------|
| Merrimack (Dec. 19) | 10:15 |
| Stetson (Dec. 22) | 1:47 |
| Evansville (Dec. 29) | 5:27 |
| at (12) BYU (Jan. 6) | 0:32 |
| at (7) Kansas (Jan. 22) | 1:11 |
| UCF (Jan. 27) | 2:42 |
| at West Virginia (Jan. 31) | 2:25 |
| (5) Houston (Feb. 10) | 1:59 |
| Oklahoma State (Feb. 21) | 0:06 |
| at TCU (Feb. 24) | 14:57 |
| at (1) Houston (Feb. 27) | 8:58 |

Kansas State (March 2)
at Oklahoma (March 5)

19:17
15:15

LUKOSIUS: MR. CLUTCH IN 2024

Three of UC's Big 12 wins have come with Simas Lukosius nailing the game-winner or an equally-impressive dagger in the final seconds.

His pull-up jumper with 21 seconds left at No. 15 Texas Tech gave UC a 73-72 lead, and after a Red Raider miss, John Newman III was all alone in the backcourt to stall time before a dunk with 2 seconds left to close the 75-72 win.

At UCF, Lukosius drove baseline and hit a tough layup to make it a 3-point game in that eventual victory.

Finally, in a pivotal game for the Bearcats against K-State, he nailed an NBA-range, top-of-the-key triple over his defender with 9.9 seconds left to put UC ahead and win, 74-72. Even better, it came with his family in attendance.

LUKOSIUS: WINNING TIME IN NYC

Reggie Miller isn't the only player to come into Madison Square Garden and leave with a heroic performance.

Lukosius scored 12 of his then-career-high 27 points in overtime of his Big East Tournament debut, leading Butler to an 89-82 win in 2022 as a freshman. His defensive rebound and succeeding free-throws with 4 seconds left extended it to OT as well.

EXTRA MILE IN RECRUITING SIMAS

Simas Lukosius is primed to be a fan favorite at UC, bringing a substantial Big East resume from his two years at Butler.

Assistant coach Drew Adams, who has the most international ties (as well as the state of Indiana) on staff, was largely credited with bringing him to Clifton, and Lukosius described it as "major" that Adams flew to Lithuania to visit the family during the process.

"I put a lot of attention to how the coaching staff is going to treat my father or family in general. I feel like the way this coaching staff put a lot of focus on recruiting not just me, but the people around me, I really rely on my dad a lot for decision-making."

It's not the first time UC went above-and-beyond in the family circuit. Landers Nolley II, last year's leading scorer, was treated to a zoo visit with his daughter as part of his pitch.

SEVEN-NATION SIMAS

Lukosius, by virtue of his father's coaching career, has lived in seven countries: Lithuania, Russia, Kuwait, Lebanon, Germany, Bahrain and the United States.

HEALTH AND ELIGIBILITY

CJ Fredrick's return against Houston marked the second game all year (Dayton, Dec. 16) in which UC had all of its scholarship players available. Even against UD, Fredrick and Aziz Bandaogo both

sustained first-half injuries while Jamille Reynolds was making his UC debut.

Bandaogo missed the first four games while Jamille Reynolds missed the first nine, each due to varying NCAA transfer rulings.

On the health front, Bandaogo missed 3 in a row before returning in a big way against BYU, Fredrick II of 12 and Simas Lukosius on Dec. 3 and 22, primarily from getting hit by a car near campus. Bandaogo was a gameday scratch against Baylor as well in the 3-point loss, while Viktor Lakhin was sick and missed UCF.

Lately, Dan Skillings Jr. became a gameday scratch (hip) in the K-State win, while Lakhin suffered an ankle injury late as well and missed Oklahoma. Only Day Day Thomas, John Newman III and Jizzle James have played every game.

OGUAMA, NEWMAN IGNITE VS. UCF

Fifth-year senior Ody Oguama was the unsung hero in Cincinnati's much-needed Jan. 27 comeback win over UCF.

He did not play the previous two games and had not played more than 5 since Dec. 22, but his 4 points and 6 rebounds over 11 minutes came at the right time with starter Viktor Lakhin becoming a gameday scratch.

"I thought John Newman was an absolute warrior. This will be a game in which I tell stories about John Newman years from now. I could not be more proud of Ody Oguama. All he has is come into the gym and have a great attitude and keep working. I thought his minutes and ability to match up when they went small were really important for us having success tonight."

Newman, on the other hand, played a season-high 35 minutes and scored 19 points, one off his UC career-high, with 7 rebounds and 7-of-9 foul shooting to go with his vaunted perimeter defense.

DAWKINS ON SKILLINGS

UCF head coach Johnny Dawkins had a lot to say about sophomore Dan Skillings Jr. following his 21-point performance against the Knights on Jan. 27.

"I have watched the young man get better and better over the last year. You see improvement, that is what you want to see, that is what we kind of grew up with as coaches and players, is watching a natural progression of a player like him. It is fun seeing him develop and blossom, I think his best basketball is still ahead of him. I see a lot of things this young man will be able to do as he continues to improve his game. The Cincinnati coaching staff is doing a great job with his development, and you see that."

JIZZLE'S STOCK RISING

Freshman guard Jizzle James knew he was going to play no matter what with only one other true point guard, Day Day Thomas, on the roster.

He had six turnovers over his first two games (32 minutes), but came back Sunday against Eastern Washington and had none in 16 minutes. In the process, he collected 13 points for the second-straight game.

Even now, his best games have been on the biggest stages, with 19 at Xavier, 16 against No. 10 Iowa State and 10 at No. 7 Kansas, among other performances.

“He has the right mindset and work ethic, but he has not impressed me on the basketball court yet,” Wes Miller said. “That’s a compliment to him, because I think he has so much excellent basketball in front of him.”

UC Freshman Scorers, 7.0+ PPG (Since 2010)

| Player (Year) | Ppg | GS |
|--------------------------------|------|----|
| Jizzle James (2023-24) | 7.8 | 0 |
| Tari Eason* (2020-21) | 7.3 | 8 |
| Jarron Cumberland* (2016-17) | 8.3 | 0 |
| Jacob Evans* (2015-16) | 13.8 | 8 |
| Gary Clark* (2014-15) | 7.8 | 34 |
| Sean Kilpatrick* (2010-11, RS) | 9.7 | 1 |
| Lance Stephenson* (2009-10) | 12.3 | 32 |

*Made NBA

JIZZLE: IT'S AN ALTER EGO

The age-old question made the airwaves, via a WCPO feature in the Cincinnati market.

“Jizzle is my on-court persona,” said the freshman point guard. “It means playing hard and being myself, especially having the same name as my dad. I use that to play with an extra edge on the court.”

“I was creating a monster with (the nickname Jizzle),” said his Pro Football Hall of Fame father. “We knew we had to create something special. I always tell him that’s his alter ego. He turns into a whole nother person. Some people would call me Jizzle or E-Jizzle, or whatever, so I handed it down to him so he could take it to another level.

KELVIN SAMPSON ON JIZZLE JAMES

Houston head coach Kelvin Sampson, of 19 NCAA Tournaments and a pair of Final Fours over his illustrious career, spoke highly of the Bearcat rookie.

“He doesn’t look like a freshman, does he? He’s a big, strong guard with great quickness. I like his game a lot, and he’s only gonna get better. Jizzle James, I just like saying his name. I would never call him Edgerrin James, Jr. We’ve played against some real good guards here, and one of the best I ever went against was (former Cincinnati All-American) Steve Logan.”

WHAT'S IN NEWMAN'S NAME?

John Newman III is the third generation of his name, a family lineage that includes his father playing basketball at James Madison and his cousin, Johnny, playing at Richmond and 17 years in the NBA.

“My grandpa, who passed, was a brick mason. Great man, always did his best to provide for my dad and his family. He was super chill and passed about 4 years ago. Towards the end of his life, I was too busy to get over to his house as much, but when I was younger he was so laid back. My dad is another high-character guy, liked to go fishing. My grandpa was from South Carolina. My dad is a real estate agent and one of the best in North Carolina.”

NEWMAN, LUKOSIUS LEAD AT TTU

This Cincinnati team has not been afraid of the road, but the Saturday evening game at No. 15 Texas Tech was quite the task.

The Red Raiders were 11-0 at home, and John Newman III was purely a game-time decision after a literal breathtaking midsection injury late at West

Virginia on Wednesday.

His presence in Lubbock included 11 points and elite defense on Pop Isaacs, TTU's leading scorer, who was held to 5-of-19 shooting.

Lukosius, who previously had struggles shooting on the road, led the Bearcats with 16 points on 4-for-7 deep shooting, including seven points in the final 3:12 and the game-winning floater with 21 seconds left.

“John Newman didn’t practice the last couple days with an injury. He tried. We didn’t know if even was going to go today, but he was terrific. (Texas Tech guard) Pop Isaacs, he is about as good of an offensive player as I have seen on the perimeter in college basketball this year, and he’s a tough, tough cover. I thought John (Newman) did as a good of a job as anybody I’ve seen all year on tape (on Isaacs). And I thought Day Day (Thomas) did a really nice job in the last couple of minutes when we switched him on there. What a terrific player. I was really proud of John.

“We’ve been rolling and riding Simas so hard down the stretch of games. He’s got a lot on his shoulders to make plays and make shots. He’s had some nights when he’s really done it. He’s had some nights where I know, he wishes a few more went down. He’s stayed with it everyday and continued to improve defensively. He made some big time plays for us down the stretch tonight.”

NO FUNK, JUST NOT CONVERTING

Those were Wes Miller's words on the offense following the loss at No. 7 Kansas, Cincinnati's sixth ranked opponent in a row to begin Big 12 play.

“We have a resilient bunch. They don’t pout, they don’t put their head down, and they come back to work every day. The ‘funk’ word pisses me off. I don’t think anyone who has watched us all year will say we’re in a funk. We haven’t converted layups the last couple of weeks, and we’ve missed some free-throws and open looks. We’ll convert them; we have good players. We’ll stay at it. I really like my team, and I’m proud of my team.”

CINCINNATI'S DOUBLE-DOUBLES

Aziz Bandaogo became the first Bearcat with three-straight double-doubles since Tre Scott had four in Feb. 2020.

Bandaogo had 17 at Utah Valley last year en route to WAC Defensive Player of the Year honors.

| Player (Opponent, Date) | Pts | Rebs |
|--------------------------------------|-----|------|
| Viktor Lakhin (EWU, 11/12) | 26 | 11 |
| Viktor Lakhin (NKU, 11/19) | 14 | 14 |
| Aziz Bandaogo (Bryant, 12/12) | 12 | 17 |
| Aziz Bandaogo (Dayton, 12/16) | 10 | 12 |
| Dan Skillings Jr. (Stetson, 12/22) | 29 | 10 |
| Aziz Bandaogo (at BYU, 1/6) | 12 | 11 |
| Aziz Bandaogo (at TTU, 2/3) | 10 | 10 |
| John Newman III (Houston, 2/10) | 10 | 10 |
| Dan Skillings Jr. (Iowa State, 2/13) | 13 | 11 |

CARDIAC CATS' COMEBACKS

The sellout win over UCF marked Cincinnati's seventh under Wes Miller in which it came back from 10-plus points to win. Three of those were against ranked teams.

SINGLE-SEASON THREE-POINT MAKES

| No. | Season |
|-----|---------|
| 314 | 2022-23 |
| 269 | 2021-22 |
| 264 | 2016-17 |
| 262 | 2017-18 |
| 260 | 2011-12 |
| 253 | 1993-94 |
| 252 | 2015-16 |
| 237 | 2003-04 |
| 236 | 1994-95 |

SINGLE-SEASON THREE-POINT ATTEMPTS

| No. | Season |
|-----|---------|
| 894 | 2022-23 |
| 853 | 2021-22 |
| 765 | 2016-17 |
| 763 | 2011-12 |
| 742 | 2017-18 |
| 729 | 2012-13 |
| 725 | 2015-16 |
| 702 | 2008-09 |
| 693 | 1993-94 |
| 687 | 2009-10 |
| 673 | 2018-19 |

ALL-TIME WINNINGEST PROGRAMS

Cincinnati entered the season ranked 12th nationally in all-time wins. The following numbers reflect the preseason.

| Rank | School | Wins |
|------|----------------|-------|
| 1. | Kentucky | 2,375 |
| 2. | Kansas | 2,370 |
| 3. | North Carolina | 2,343 |
| 4. | Duke | 2,273 |
| 5. | UCLA | 1,986 |
| 6. | Temple | 1,977 |
| 7. | Syracuse | 1,973 |
| 8. | Notre Dame | 1,950 |
| 9. | St. John's | 1,922 |
| 10. | Indiana | 1,913 |
| 11. | Purdue | 1,895 |
| 12. | Cincinnati | 1,889 |
| 13. | Texas | 1,879 |
| 14. | Illinois | 1,878 |
| 15. | Utah | 1,875 |

MEASURING THE BIG 12

UC held an 83-42 record against its new league foes entering the season. In addition to UCF and Houston in the AAC from 2013-23, UC and West Virginia competed in the Big East from 2005-13.

Cincinnati's last matchup over an incumbent Big 12 team was a 75-61 win over Kansas State in the 2016 NCAA First Round.

All records above and below are entering this year.

| Team | H2H Record | Last Meeting |
|---------------|------------|--------------|
| Baylor | 0-1 | 1947 |
| BYU | 1-2 | 2001 |
| UCF | 10-5 | 2023 |
| Houston | 33-14 | 2023 |
| Iowa State | 4-1 | 2016 |
| Kansas | 4-3 | 1996 |
| Kansas State | 7-1 | 2016 |
| Oklahoma | 4-2 | 2011 |
| Oklahoma St. | 2-3 | 2002 |
| TCU | 5-0 | 2005 |
| Texas | 2-0 | 2012 |
| Texas Tech | 1-0 | 1961 |
| West Virginia | 10-10 | 2012 |

| Game (Year) | Largest Deficit (Half) |
|-------------------------------|------------------------|
| vs. No. 14 Illinois (2021-22) | 15 (11:56 in 1) |
| at Wichita State (2021-22) | 10 (8:50 in 1) |
| vs. Temple (2022-23) | 10 (13:15 in 1) |
| Evansville (2023-24) | 10 (19:44 in 2) |
| at No. 12 BYU (2023-24) | 10 (19:43 in 2) |
| No. 19 TCU (2023-24) | 11 (7:33 in 1) |
| UCF (2023-24) | 12 (Halftime) |

OFFENSIVELY SPEAKING...

Below are the comparisons within its last several years (2017-18), with asterisks on NCAA Tourney teams. The 2019-20 squad claimed the AAC regular-season title before the COVID cancellation.

When Wes Miller took over in 2021-22, he immediately launched the scoring offense fom 217 to 53.

| Season | Scoring Avg. | League/Nat'l Rank |
|----------|--------------|-------------------|
| 2023-24 | 74.2 | 9/159 |
| 2022-23 | 77.1 | 3/53 |
| 2021-22 | 69.4 | 6/217 |
| 2020-21 | 68.9 | 5/233 |
| 2019-20 | 72.7 | 3/127 |
| 2018-19* | 71.7 | 9/198 |
| 2017-18* | 74.3 | 3/161 |

AND REBOUND MARGIN

| Season | Margin | League/Nat'l Rank |
|----------|--------|-------------------|
| 2023-24 | 8.1 | 1/14 |
| 2022-23 | 2.6 | 3/101 |
| 2021-22 | -0.3 | 7/211 |
| 2020-21 | 1.7 | 5/135 |
| 2019-20 | 3.6 | 4/72 |
| 2018-19* | 5.0 | 3/31 |
| 2017-18* | 7.8 | 2/8 |

SKILLINGS: OFFENSIVE X-FACTOR

Sophomore Dan Skillings Jr. showed impressive flashes on his knack for acrobatic layups and rebounds last season.

Cincinnati is now 16-6 (and 12-6 this year) when he scores in double-figures, highlighted by 29 points off the bench against Stetson, the most by a UC reserve since 2002. He made his first start at the hostile Marriott Center against No. 12 BYU and scored UC's first points on an and-one.

"Last year I struggled a lot with playing (the game of basketball). It's still hard, but I was playing the game thinking a lot because I never wanted to mess up or didn't know how to do things. This year, being a sophomore and learning from Coach Wes, I can play without thinking as much. It's more about understanding the game now."

He was named one of Jon Rothstein's **20 Under-the-Radar Breakout Players** on Nov. 2.

| GAME | POINTS |
|-------------------|--------|
| Bryant | 14 |
| South Florida | 11 |
| Temple | 15 |
| vs. Temple (AAC) | 20 |
| ----- | |
| UIC | 13 |
| Detroit Mercy | 11 |
| Northern Kentucky | 25 |
| @ Howard | 16 |
| Bryant | 11 |
| Stetson | 29 |
| Evansville | 10 |
| @ (12) BYU | 10 |

| | |
|------------------------|----|
| @ (14) Baylor (loss) | 24 |
| (19) TCU | 13 |
| @ (7) Kansas (loss) | 16 |
| UCF | 21 |
| @ West Virginia (loss) | 15 |
| @ (15) Texas Tech | 14 |
| (5) Houston (loss) | 13 |
| (10) Iowa State (loss) | 13 |
| @ UCF | 15 |
| @ Oklahoma (loss) | 13 |

RARE AIR: BEARCATS' OFFENSE

Cincinnati scored 85 or more points in six straight games early in the season, its most since 1959-60, Oscar Robertson's senior year. That team averaged 98.0 ppg over its season-opening run, eventually finishing third in the nation before winning the next two national titles.

Below are each of the longest 80-plus-point streaks in program history.

Last season's UC team averaged 77.1 ppg (its most since 2001-02) which included a 7.7 ppg improvement from Wes Miller's first year.

| Year (Coach) | Games | Postseason |
|------------------------|-------|-----------------|
| 2023-24 (Wes Miller) | 6 | TBD |
| 2005-06 (Andy Kennedy) | 6 | NIT |
| 1996-97 (Bob Huggins) | 6 | NCAA 2nd Round |
| 1994-95 (Bob Huggins) | 6 | NCAA 2nd Round |
| 1959-60 (George Smith) | 9 | NCAA Final Four |
| 1954-55 (George Smith) | 7 | NIT 3rd Round |

OGUAMA EARNS ATHLETICS AWARD

In 1999, the University of Cincinnati athletics department lost one of its most loyal, dedicated staff members, Jean Stephens. Two years later, to recognize and promote the qualities Stephens exemplified in her 15 years of service, the Jean Stephens Memorial Award was instituted to recognize a Bearcats student-athlete for their high integrity, high ethical standards, respect for all persons and commitment to both Bearcats athletics and the University of Cincinnati.

Ody Oguama became the third men's basketball player to earn the award, joining Gary Clark (2018) and Sam Martin (2021) and is one of 33 athletes overall to claim it.



JAMILLE EASES/EXPLODES INTO ROLE

Jamille Reynolds' finally made his debut on Dec. 16 against Dayton following the NCAA's mass TRO ruling and subsequent blanket allowance of player eligibility.

His first Bearcat bucket came against the Flyers by virtue of an offensive rebound and dunk. He played eight minutes in that one.

He made his home debut Dec. 19 against Merrimack,

totaling 11 rebounds off the bench (one off a career-high) in 15 minutes, showcasing some more eye-popping strength and athleticism for his 6-11, 265-pound frame.

Reynolds' 12'4 max vert jump is the highest on the team.

AZIZ'S AMAZING DEBUT, NOV. 22

Senior forward Aziz Bandaogo made his UC debut off the bench against Georgia Tech on Nov. 22, and calling it jaw-dropping would be an understatement. Bandaogo's first three minutes featured, in order, a blocked shot, alley-oop slam and a team turnover in forcing a shot-clock violation.

The 2022-23 WAC Defensive Player of the Year finished with eight points and nine rebounds over 21 minutes, all while receiving a thunderous ovation as soon as he made his way to the scorer's table.

HISTORIC NIGHT ON THE BOARDS

It was a rebounding free-for-all for Cincinnati in its 85-53 win over Bryant on Dec. 12, with its 57 boards marking its most since the 2017-18 opener and one of 12 teams to do that against a Division I team this season.

Aziz Bandaogo's 17 rebounds were nothing new for him: he had that many against Wake Forest and Seattle during his 2022-23 WAC DPOTY season at Utah Valley. For UC, it was its best individual performance since Tre Scott's 21 against UCF in February 2020.

UC had four games of 80-plus rebounds in the 1950s. This year's Bearcats have five games with a margin of 20-plus and have only lost the glass twice (No. 19 TCU, No. 15 Oklahoma).

SOME PERSPECTIVE ON BANDAOGO

Aziz Bandaogo averaged 2.9 ppg over his first two years of college (Akron), before moving on to Utah Valley and a year later emerging as ESPN's 16th-rated transfer.

Wes Miller has taken note of his tall tasks of getting out of his comfort zone between the lines, including the first times Bandaogo has been asked to guard a non-center.

"This time last year was the first time he had ever had success at any level of basketball. He was having some games at Utah Valley, the year before he didn't play, he wouldn't even get in the games. So, his development is still early and new ... What's neat when you're working with young people is you can see them improving right in front of your eyes over a short period of time."

LAKHIN LOADED FROM DEEP

RS junior Viktor Lakhin's emergence as a three-point shooter was heavily discussed throughout the preseason, a killer complement to his already much-improved skillset.

He went 2-for-3 from deep against Eastern Washington as part of a career-high 26-point effort. He had only two treys his whole career prior. He also went a staggering 5-for-6 in the Georgia Tech blowout, putting him at 50 percent (9-for-18) after starting the season 0-for-3.

Seven of his 10 double-doubles came last season, and nine of his 10 overall have been at home.

| Opponent (Year) | Pts | Rebs |
|----------------------------|-----|------|
| Bryant (21-22) | 13 | 11 |
| Cleveland State (22-23) | 14 | 12 |
| NIIT (22-23) | 10 | 10 |
| Bryant (22-23) | 16 | 13 |
| Detroit Mercy (22-23) | 18 | 15 |
| Tulane (22-23) | 13 | 13 |
| Memphis (22-23) | 22 | 10 |
| at Utah Valley (22-23 NIT) | 10 | 10 |
| Eastern Washington (23-24) | 26 | 11 |
| Northern Kentucky (23-24) | 14 | 14 |

LAKHIN'S 3-POINT EVOLUTION

Lakhin trained during the offseason with renowned player development coach Joey Burton, and he was recommended by Miller as having a strong pro prospect future and the ability to contribute to UC as a deep shooter.

“One thing I tell young guys (in Viktor’s situation regarding adjustments), is they’re gonna get worse before they get better,” Burton told Riverfront Cincy. “Vik is very coachable.”

Dirk Nowitzki served as a template as well, as Burton cited his arching shot.

LAKHIN'S 26 RANKS HIGH FOR BIGS

Lakhin’s 26 against Eastern Washington marked the most by a Bearcat post player since Kyle Washington’s 27 against UConn on Feb. 4, 2017. Below are all 20-plus point instances since 2016.

| Date (Opponent) | Player | Total |
|-------------------------|-----------------|-------|
| 11/12/23 (EWU) | Viktor Lakhin | 26 |
| 2/4/23 (UCF) | Viktor Lakhin | 20 |
| 1/22/23 (Memphis) | Viktor Lakhin | 22 |
| 3/10/17 (Tulsa) | Kyle Washington | 21 |
| 2/4/17 (UConn) | Kyle Washington | 27 |
| 12/4/16 (Bowling Green) | Kyle Washington | 24 |
| 11/19/16 (Rhode Island) | Kyle Washington | 23 |

SKILLINGS IN ELITE COMPANY

Dan Skillings’ career-high 25 points against NKU marked the third UC performance of 25 or more off the bench since 2010. The full listing is below, with the other two players eventually making the NBA.

His 29 in a double-double performance over Stetson marked the most by a Bearcat reserve since Tony Bobbitt in 2002, as well as the most in a double-double since Troy Caupain in 2016.

| Player (Opponent) | Year | Points |
|-----------------------------------|------|--------|
| Sean Kilpatrick (Wright State) | 2010 | 26 |
| Jarron Cumberland (South Florida) | 2017 | 26 |
| Dan Skillings (NKU) | 2023 | 25 |
| Dan Skillings (Stetson) | 2023 | 29 |

SKILLINGS SEEKS DEFENSIVE BOOST

Dan Skillings Jr. produced as many highlight reels for 14.6 minutes per game as anyone could embrace. This preseason, he looked to the other side of his game.

“I think I jumped the most on defense, and that’s where I needed to jump the most in order to go places I want to go and help the team as much as I can. Working on defense will help our team, its success and our coaches the most.”

“We need some guys to emerge,” Miller said after Skillings’ Stetson brekaout. “We all know Dan’s capable of it. His talent’s obvious. It has to start with him defensively. He’s got to go in the game and be

2023-24 CINCINNATI MEN’S BASKETBALL

really energized to make an impact defensively. He usually makes an impact on the offensive board which is something I think is a standard he needs to stay with. He just needs to play the right way and I thought he did that tonight for the first time in a really long time. What happens? The ball just finds him.”

TRANSFER SYNOPSIS

(5) CJ Fredrick: 113-52 record over five years at college level; would have 5 NCAA appearances if not for COVID. Cincinnati native returns home after starting 15 games with 10 double-figure scoring games at UK in 2022-23.

(13) Jamille Reynolds: Awaiting NCAA two-time transfer waiver decision. Averaged 10.1 ppg, 5.4 rpg on 60.4 percent shooting for Temple last year, including 11.5 ppg in two UC contests. Barrel-chested, 6-11 post player who has put immense work into his body.

(41) Simas Lukosius: Second on Butler last year with 33.3 mpg and 11.6 mpg; led team in assists (2.9), three-pointers (59) and percentage (37.8). Scored career-high 28 points against Villanova and had 23 in Big East Tourney against St. John’s. Also scored 27 (12 in OT) to defeat Xavier in 2022 Big East Tourney as freshman.

(55) Aziz Bandaogo: Granted immediate eligibility in time to make debut against Georgia Tech on Thanksgiving Eve. WAC Defensive Player of the Year who was No. 16 transfer signing according to ESPN. Averaged 11.4 ppg and 10.5 rpg while ranking third nationally in blocks (106) to lead Utah Valley to school-record 28 wins and NIT Final Four. Had 15 points and 12 rebounds versus Cincinnati.

SCORING DEPTH SECOND IN NATION

Cincinnati boasts eight scholarship players on its roster with career-highs of 20-plus points. It ranks second in the nation behind only TCU.

| Team | Scorers |
|-------------------|----------|
| TCU | 9 |
| Cincinnati | 8 |
| BYU | 8 |
| Missouri | 8 |
| New Mexico | 8 |

FREDRICK'S WINNING WAYS

Cincinnati native CJ Fredrick has returned home following five years at Iowa and Kentucky. The Covington Catholic (Ky.) grad has also seen his fair share of success at the high-major level and will have up to two years’ eligibility at UC, bringing a 113-52 record with him.

Fredrick’s redshirt season at Iowa also included defeating Cincinnati in the 2019 NCAA Tournament in Columbus.

Wes Miller has even noted that his first time trying Skyline Chili was per Fredrick’s suggestion as he was attempting to recruit him out of the transfer portal in April 2021, shortly after his hiring.

| Season | Team Record | Stats |
|----------------|------------------------|------------|
| 2018-19 | 23-12, NCAA 2nd Round | Redshirt |
| 2019-20 (Iowa) | 20-11, No NCAA (COVID) | 10.2 ppg |
| 2020-21 (Iowa) | 22-9, NCAA 2nd Round | 7.5 ppg |
| 2021-22 (UK) | 26-8, NCAA 1st Round | Medical RS |
| 2022-23 (UK) | 22-12, NCAA 2nd Round | 6.1 ppg |

VALUABLE TIME IN NIT

Cincinnati’s NIT appearance, while not the ultimate goal of the program, proved to pay some solid

dividends for the future. The Bearcats defeated ACC foe Virginia Tech in a raucous affair that featured 13 lead changes and 11 ties while going coast-to-coast with games in New York and Utah.

Ody Oguama averaged 8.7 points and rebounds per game, including shooting 76.5 percent from the field against Virginia Tech, Hofstra and Utah Valley.

Dan Skillings Jr. also got 16.0 mpg of run while averaging 14.8 for the year.

HOME COOKIN' IN NON-CON

Cincinnati has three road games in non-conference play, and with the exception of the Nov. 28 Howard trip to Washington, D.C., the Bearcats travel a combined five miles to Xavier (Dec. 9) and downtown to play Dayton (Dec. 16). It marks UC’s most regular-season home games since 2013-14, when it went 18-1.

STAFF UPDATES

The NCAA on July 1 announced that basketball teams could utilize up to five assistant coaches, with three able to off-campus recruit and the other two to supplement on-court instruction.

Josh Loeffler was the one external addition to the staff. He was previously the head coach at Johns Hopkins, where he held a 114-27 record in five seasons (2020-21 canceled due to COVID). He brings nine years of DI experience from Lafayette (2008-12), Rutgers (2012-13) and Loyola Maryland (2013-17). Drew Adams moved into recruiting roles with Chad Dollar and Andre Morgan, while Jake Thelen moved to Director of Player Development/Assistant Coach.

Matt Miller, a 2021 graduate of Indiana and third-year member of the staff (no relation to Wes) is now the youngest Director of Operations among the major conferences, an honor that Thelen held at Georgia previously.

GUARDS ARE MILLER'S FORTE

Wes Miller is one of three active head coaches in Division I to have been at the helm for 10-plus seasons while coaching an All-Conference guard in every season.

His UC tenure features David DeJulius (two-time Third Team All-AAC) and Landers Nolley II (First Team in 2022-23).

FOES TURNED FRIENDS

The transfer portal certainly lends itself to more head-to-head battles between two players across the country. Dan Skillings saw it himself with former AAC foe Jamille Reynolds (then at Temple) from their third and final meeting at the AAC Tournament.

“I’ve talked to him about that. During or after the game, I didn’t realize it was on him. Someone sent me the clip with ‘too small on Reynolds,’ so I sent it to him (this fall). I mess with him on that a little bit. But he’s a lot bigger than me.”

BEARCATS DIG THE LONG BALL

Cincinnati has broken school records in back-to-back seasons for both three-point makes and attempts.

The Bearcats were 314-894 in 2022-23 and 269-853 in 2021-22.

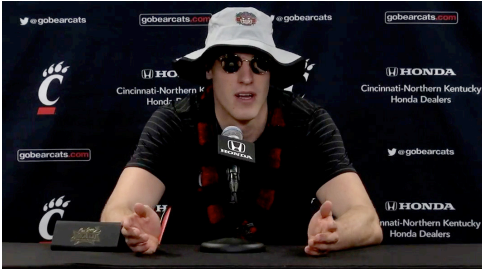
Four of Cincinnati’s eight games with its most three-pointers in school history have come in the Wes Miller era, highlighted by 17 (tied for third) against Arizona in

Maui and in overtime at Tulane, with the 48 tries in the latter tying the school record. Other games include 16 against Tulsa and Memphis last season.

The one wrinkle this year will be that Cincinnati is retaining only 10.2 percent of its made three-pointers, keyed by Landers Nolley II's 96 that was fourth in school history and the most since Deonta Vaughn in 2007-08. Nolley's 41.7 percent clip was 12th nationally.

LAKHIN'S IMPRESSIVE MAUI WEEK

Lakhin was the model of efficiency in Cincinnati's three 2022 Maui Invitational games. He scored in double-figures all three contests (13.7 ppg), shooting 69.2 percent from the field. By comparison, he had three double-figure scoring games for his career ahead of the event.



DOUBLE-DUTY DAN HOARD

The Dayton game was yet another glorious chapter in Cincinnati radio voice Dan Hoard's storied career, this time with his best proximity in some time.

Hoard carried the Bengals' 1 p.m. game against the Minnesota Vikings, then trekked slightly down the banks to do the Bearcats-Flyers game at 7 p.m., all on 700 WLW.

Hoard is among a select few handling Pxp duties within the college hoops and pro ranks nationally.

| Broadcaster | College | Pro |
|----------------|----------------------|----------|
| Dan Hoard | Cincinnati (MBB, FB) | Bengals |
| Josh Maurer | Boston College | Brewers |
| Zach Zaidman | DePaul | Cubs |
| Bill Hillgrove | Pitt (MBB, FB) | Steelers |

ALL-AMERICAN ON THE RADIO

Former consensus First-Team All-American and 2010 UC Athletics Hall of Fame inductee Steve Logan served as the home radio commentator for the non-conference season.

He was a two-time Conference USA Player of the Year winner and ranks third at UC with 1,985 points, including 22.0 ppg as a senior. He also helped the Bearcats to five NCAA Tournament wins over four appearances. Logan's school records include the most wins (111), highest career free-throw percentage (86.1 percent) and most single-game assists (16) among many decorated achievements.

MONSTER FACTORY LEGACY

Mike Rehfeldt, UC's Associate Athletic Director for Sports Performance, has become a beacon within the men's basketball program. He first served the Bearcats from 2012-20 before joining Miller's inaugural staff after a one-year stint at UConn.

Rehfeldt's cutting-edge investments go beyond the plates and into the technology realm. He also helped hire Dillon Frees, the athletics department's first-ever Director of Performance Nutrition.

Notable performers on this year's roster include:

- Day Day Thomas: Highest 3/4 court sprint time (2.94 seconds)
- Jamille Reynolds: Highest max vert touch (12'4), followed by Aziz Bandaogo (12'2)
- CJ Anthony: Top 185 bench (23 reps, followed by Ody Oguama and John Newman III)
- Jizzle James: Top max vert jump (43.5", followed by Day Day Thomas and John Newman III)

HOOPS IN THEIR DNA

John Newman III's father played at James Madison, while his distant cousin, Johnny Newman, starred at Richmond before his 17-year NBA career.

Josh Reed boasts similar bloodlines as well. His mother, Chenoah Turner, played at South Florida and led the Bulls in blocked shots for the 1989-90 season.

PARTY LIKE IT'S 1999

Cincinnati is one of seven teams nationally to have three players born before the year 2000 in CJ Fredrick, John Newman III and Ody Oguama. Other teams that fit are BYU, Mississippi State, UT Arlington, NIIT, Missouri and New Mexico State.

THE GRADUATE, CINCINNATI EDITION

UC joins Kansas and Minnesota as the only three teams nationally to have three players with degrees from their current school (Viktor Lakhin, Ody Oguama, John Newman III).

Newman's master's degree makes him one of six active players nationally as well to hold one.

PUBLISHED AUTHOR

Few coaches, or anyone in particular, can say they published a book while in school. Wes Miller authored "The Road to Blue Heaven," a diary of his senior season as a Tar Heel.

BIG 12 HOOPS IN RUCKER PARK

Wes Miller, along with UC women's basketball coach Katrina Merriweather and Brooklyn native Ariel Jackson, were selected by the league as special guests for the inaugural "Big 12 Hoops in the Park."

The event, which was a collaboration between the league and partners New York City Parks Department, Hard Rock Hotels, Gatorade and WHOOP, was the first of a variety of planned activations by Big 12 Commissioner Brett Yormark to partner with the basketball-rich area.

Following drills and clinic sessions, the coaches participated in a Q&A with local youth. The event featured live DJs, food trucks and more.

DOLLAR PROMOTED IN 2022-23

Third-year UC coach Chad Dollar earned a promotion in Fall 2022 to associate head coach. Dollar has built a national reputation at the highest levels of the game.

"He's been the guy whose counsel and advice has really helped me and part of it was, he's earned it," Miller said. "I want him to have the confidence to know that I want him to speak up more, whether it's with our players, whether it's on the court, whether it's in the locker room, or whether it's in staff meetings, or whether it's opening my door, when I need to hear something that maybe I don't want to hear, I want him to know that I have the confidence and I'm putting him in a role that I expected to do that."

YOUNG, WILD AND FREE

Head coach Wes Miller holds the active lead for wins by a coach by 40.

In fact, Miller already had the most Division I wins of any active coach by their 40th birthday, which he celebrated Jan. 28. All coaches listed below were active in 2022-23.

| COACH (CURRENT SCHOOL) | WINS |
|--------------------------------|------|
| Wes Miller (Cincinnati) | 217 |
| Rick Pitino (St. John's) | 200 |
| Shaka Smart (Marquette) | 195 |
| Cliff Ellis (Coastal Carolina) | 192 |
| Bob Huggins (West Virginia) | 191 |
| Bill Self (Kansas) | 190 |
| Andrew Toole (Robert Morris) | 188 |
| Herb Sendek (Santa Clara) | 186 |
| John Calipari (Kentucky) | 185 |
| Thad Matta (Butler) | 183 |
| Jim Boeheim (Syracuse) | 182 |

BUT WAIT, THERE'S MORE

The scope of college basketball history comes into play with Miller's win total. The following numbers reflect wins as a Division I member via Sports-Reference.com, with each school in parenthesis the school of their 40th birthday.

Miller is tied for 15th overall in this category, and even six of the 14 ahead of him achieved their milestones before 1950.

| Coach | Wins | Year |
|-------------------------------|------|------|
| Phog Allen (Kansas)* | 339 | 1925 |
| Bob Knight (Indiana)* | 307 | 1980 |
| Henry Iba (Okla. State)* | 292 | 1944 |
| Pat Page (Butler)* | 261 | 1926 |
| Terry Holland (Virginia) | 256 | 1982 |
| Forddy Anderson (Mich. St.) | 251 | 1959 |
| Jim Valvano (N.C. State) | 250 | 1986 |
| Eddie Cameron (Duke) | 234 | 1942 |
| Chick Davies (Duquesne) | 233 | 1940 |
| Digger Phelps (Notre Dame) | 232 | 1981 |
| Billy Donovan (Florida) | 228 | 2005 |
| Pat Kennedy (Florida State)* | 228 | 1992 |
| G. Ott Romney (BYU) | 227 | 1932 |
| Johnny Bach (Penn State) | 219 | 1964 |
| Wes Miller (Cincinnati) | 217 | 2023 |
| J. Fred Bohler (Wash. State) | 217 | 1925 |
| Mike Krzyzewski (Duke)* | 215 | 1987 |
| Bobby Cremins (Ga. Tech) | 211 | 1987 |
| Howie Dallmar (Stanford) | 211 | 1962 |
| Everett Dean (Indiana)* | 208 | 1938 |
| Scott Sutton (Oral Roberts) | 204 | 2010 |
| Larry Weise (St. Bonaventure) | 202 | 1973 |

*Naismith Memorial Basketball Hall of Fame

RULED THE AAC

UC tied fellow departed member Houston with 125 wins in AAC play, more than any other league member since the conference formed prior to the 2013-14 campaign. Cincinnati claimed three AAC regular-season crowns (2014, 2018, 2020) and two tournament titles (2018, 2019).

The UC men's basketball program has been a member of nine leagues (not including three stints as an independent) during its 121-year history. The Bearcats have 100 or more conference wins in two other leagues: 128 in the Missouri Valley Conference (1957-58 through 1969-70) and 123 in Conference USA (1995-96 through 2004-05).

LAST TIME OUT

NORMAN, Okla. — Oklahoma, which trailed 18-5 to start and led for only 1:08 in regulation, came up with just the right amount of survival in a 74-71 win over Cincinnati on Tuesday night. It also snapped the Bearcats' three-game OT win streak.

Oklahoma missed two free-throws, and following a Bearcat miss from deep, the Sooners came up empty and UC retained possession with 38 seconds left, down 72-71. Still, two missed jumpers allowed the Sooners to finish on top.

Seventeen of Oklahoma's 19 points in an eight-minute stretch came at the foul line until an and-one conversion with 1:08 left brought it within 66-64.

Oklahoma's corner trey with 17.4 seconds left gave it the lead once again. Aziz Bandaogo was fouled on an ensuing offensive rebound and went 1-of-2 in the final seconds to send it to overtime.

John Newman III's mid-court interception, dunk and 3-point play finish put Cincinnati back ahead 35-28 at 16:19, snapping a five-possession drought and giving UC its largest lead since 5:04 in the first.

Day Day Thomas' steal of a Sooner fastbreak set up Jizzle James for a corner trey, a five-point swing that pushed the lead back to 43-33 at 12:12 and an Oklahoma timeout.

Jamille Reynolds knocked down a pair of free-throws that followed two UC offensive boards to push the lead to 49-43 at 8:27.

Oklahoma tied it again at 53 with 6:12 to play on a short jumper. Jizzle James responded with a left-handed layup, then collected a steal and fastbreak slam that led to an OU timeout as part of what became his personal seven-point streak.

Cincinnati scored the first seven points to force a timeout at 18:21, and it grew to 14-3 at the first media timeout. Simas Lukosius had two 3-pointers and a layup on a perfect start. The Bearcats made eight of their first nine field goals to start, and the Sooners were scoreless on six of their first six possessions.

Oklahoma took its first lead with a minute left in the first half on a contested trey late in the shot clock, but Thomas' pickpocket steal and fastbreak layup gave the Bearcats a 28-27 halftime lead.

Cincinnati committed only three turnovers over the second half and overtime combined. Dan Skillings Jr. had 13 points and nine rebounds after missing Saturday's Kansas State win due to injury. James led UC with 16 points off the bench. Newman had 15 and Lukosius followed with 10.

FROM WES MILLER

"Oklahoma did a nice job fighting back into it tonight. I thought we played good basketball for a majority of the game. We couldn't get stops down the stretch for so many possessions in a row. Our foul discipline was a massive factor in that...we also couldn't get the loose ball and that type of thing. The frustrating part is you have chances to get defensive stops and win the game, but I'm not disappointed in our guys' fight. Fouling out played a factor, but that's college basketball and the Big 12. This one hurt, and there's no doubt about it, but we're gonna have to regroup and finish this regular season off at home on Saturday."

COMPARISON
Offense (Big 12 Play)

| CIN | Team | WVU |
|------|--------|------|
| 68.2 | PPG | 70.9 |
| 42.6 | FG% | 44.0 |
| 29.6 | 3FG% | 37.3 |
| 68.6 | FT% | 69.1 |
| 36.8 | RPG | 31.4 |
| 12.5 | APG | 13.2 |
| 13.7 | TOs PG | 13.6 |

COMPARISON
Defense (Big 12 Play)

| CIN | Team | WVU |
|------|-----------|------|
| 70.1 | PPG | 80.8 |
| 43.0 | FG% | 46.8 |
| 35.3 | 3FG% | 36.3 |
| 32.9 | RPG | 34.5 |
| 13.5 | APG | 16.8 |
| 12.4 | TOs PG | 11.2 |
| 4.5 | Blocks PG | 3.5 |
| 6.9 | Steals PG | 4.6 |

SERIES HISTORY

- » The last meeting was a heartbreaker for the Bearcats, who let WVU off the hook in a 69-65 defeat after leading by 10 with 6:29 left.
- » An 11-0 run to get to that point helped Cincinnati erase a five-point deficit early in the second half. It was also UC's first loss of the season (previously 10-0) when leading at the half. Dan Skillings Jr. had 15 points, while Simas Lukosius and Day Day Thomas followed with 13 and 12, respectively.
- » The schools are most known in the hoops circles as the shared home of Naismith Memorial Basketball Hall of Famer Bob Huggins, who coached the Bearcats during a memorable 1989-2005 run and leading his alma mater Mountaineers from 2007-23.
- » The Bearcats went to 14 NCAA Tournaments during his 16 years, reaching the 1992 Final Four and No. 1 in the country during the 1999-00 season.
- » WVU assistant coach DerMarr Johnson was the sixth-overall pick out of UC as a freshman in 2000 and served on Wes Miller's staff his first two years. He joined the WVU staff in January 2023 when one of the main assistant jobs opened.
- » These two teams were Big East rivals from 2005-12 as well before the Mountaineers joined the Big 12.
- » Cincinnati saw WVU guard Kerr Kriisa while he was with Arizona last year at the Maui Invitational.

ALL-TIME RESULTS

| Date | Site | Result |
|-----------|---------------------|---------------|
| 1/17/1941 | Cincinnati | L, 43-47 |
| 2/15/1941 | Morgantown | L, 36-55 |
| 1/1/1949 | Cincinnati | W, 72-62 |
| 1/29/1949 | Morgantown | L, 63-81 |
| 1/19/1950 | Cincinnati Gardens | W, 69-59 |
| 2/11/1950 | Morgantown | W (OT), 69-64 |
| 2/23/1976 | Charleston, W.V. | W, 66-56 |
| 2/24/1978 | Cincinnati Gardens | W, 96-80 |
| 1/24/1979 | Morgantown | W, 79-65 |
| 3/14/1998 | Boise, Idaho (NCAA) | L, 74-75 |
| 2/4/2006 | Morgantown | L, 57-66 |
| 3/4/2006 | Cincinnati | W 78-75 |
| 1/20/2007 | Cincinnati | W (OT), 96-83 |
| 3/3/2007 | Morgantown | L, 65-79 |
| 1/30/2008 | Morgantown | W, 62-39 |
| 2/26/2009 | Cincinnati | W, 65-61 |
| 2/27/2010 | Morgantown | L, 68-74 |
| 3/11/2010 | New York City | L, 51-54 |
| 1/29/2011 | Cincinnati | L, 55-66 |
| 1/21/2012 | Morgantown | L (OT), 74-77 |
| 1/31/2024 | Morgantown | L, 65-69 |



THE MILLER FILE

- » **Hometown**
- » Greensboro, N.C.
- » **Alma Mater**
- » North Carolina, 2007

COACHING EXPERIENCE

- » **2008-09: Elon**
Assistant Coach
- » **2009-10: High Point**
Assistant Coach
- » **2010-11: UNC Greensboro**
Assistant Coach
- » **2011: UNC Greensboro**
Interim Head Coach
- » **2011-21: UNC Greensboro**
Head Coach
- » **2021-Present: Cincinnati**
Head Coach

PLAYING EXPERIENCE

- » **2002-03**
James Madison
- » **2004-07**
North Carolina
- » **2007-08**
London Capitals (BBL)
- » **Member of North Carolina's 2004-05 National Championship Team**

CINCINNATI HEAD COACH WES MILLER

Wes Miller was named the 28th University of Cincinnati men's basketball head coach on April 14, 2021 after a decade as the head coach at UNC Greensboro.

Miller earned 217 wins by his 40th birthday, which ranked him 15th all-time and seventh among head coaches after 1970. Five of the names ahead of him are Naismith Memorial Basketball Hall-of-Famers as well. His 41 over his first two years at UC trail only Ed Jucker, who won national titles in 1961 and 1962, for most at the school, and he has won 20-plus games in six of his last seven seasons.

Miller is also one of three Division I head coaches to have an All-Conference guard in every year they have been at the helm (10 years or more). Landers Nolley II produced career-highs in every category en route to First-Team honors, while David DelJulius made the Third-Team for the second-straight year as he finished third nationally in assist-turnover ratio and third in UC single-season history with 192 assists. Cincinnati also broke its three-point records in each of his first two seasons.

Cincinnati's 2022-23 squad claimed its 40th, 20-win season while returning to the postseason with a trip to the NIT Quarterfinals, highlighted by an 81-72 first-round win over Virginia Tech. Cincinnati also improved its league-win total by four games. Miller's squad finished in the top-30 for turnovers for the second-straight season after coming in below 267 the previous two. UC's 77.1 ppg marked its highest since 2001-02 and up 7.7 from Miller's first year.

The 2021-22 season saw Miller become the first UC coach to start his tenure 5-0, and the fifth win was a 71-51 dismantling of No. 14 Illinois in Kansas City. It marked the Bearcats' largest margin-of-victory over a ranked opponent since 2011. David DelJulius earned Third-Team All-AAC honors as well. The team improved in many categories following its 12-11 campaign the year before, including its national rankings in turnovers per game (27 from 267) and field-goal defense (35 from 186) among many others. Not only that, UC set a program record in the fall semester with a 3.484 GPA, seeing nine student-athletes earn Dean's List accolades as well.

"I am incredibly excited to welcome Wes into the Bearcats family," Cunningham said upon Miller's hiring. "He is an extremely dynamic coach and mentor who impressed me with his drive, focus and attention to detail. He's a proven winner as a head coach and was able to rebuild a program and lead a remarkable turnaround at UNCG over the last decade. We cast a very wide net in this search and Wes emerged as the right coach to lead the Bearcats into the future."

Regarded as one of the top young coaches in college basketball, Miller built UNC Greensboro into perennial championship and NCAA Tournament contenders, was named as ESPN.com's No. 1 Coach Under 40 in May 2020 and also was tabbed for The Athletic's 40 Under 40.

Miller's collegiate head coach and mentor Roy Williams had high praise for his former player.

"Wes Miller is one of the most outstanding young coaches in our game and what he did at UNC Greensboro makes me

believe he is THE most outstanding," Williams said. "As a player at North Carolina he came closer to reaching his full potential than any player I've ever coached. His energy, his determination, his intelligence and his care for young people convinces me that he will continue at that level. I am so happy for him and the University of Cincinnati Basketball program and I look forward to being in the stands!"

AT UNCG

- The Spartans all-time winningest head coach, Miller totaled 185 wins in 10 seasons with four Southern Conference Regular-Season Championships. Over the last five years, UNCG has five-straight 20-win seasons, two NCAA Tournament appearances, two NIT appearances, two Southern Conference Tournament Championships, 125 wins and 70-20 record in conference play.
- UNCG won 21 games during the 2020-21 season along with the SoCon regular season and tournament championship and earned its second NCAA Tournament appearance in four years.
- The Spartans won 20 or more games in each of the last five seasons, including a program record 29 in 2018-19. Miller led UNCG to NCAA Tournament appearances in 2017-18 and 2020-21.

AS AN ASSISTANT COACH

- Miller, who also spent the 2010-11 season as an assistant coach at UNCG, also spent two seasons as an assistant coach at Elon and High Point. Miller also ran his own basketball camps in Charlotte and Greensboro for two summers.

PLAYING DAYS

- In three seasons as a player at North Carolina under Coach Williams, Miller helped the Tar Heels to the national championship in 2005, two Atlantic Coast Conference regular-season championships and one ACC Tournament title.
- He was team captain as a senior in 2006-07, leading UNC to 31 wins and the NCAA Elite 8 as well as the ACC regular-season and tournament titles, and a final No. 3 national ranking.
- A fan favorite at UNC, Miller authored a book entitled The Road to Blue Heaven, which was published as a diary of his experiences as a North Carolina basketball player.
- In addition to his success on the floor, Miller excelled off the court, earning ACC Academic Honor Roll recognition and the UNC Athletic Director's Scholar Athlete-Award. He earned his degree in political science from North Carolina in 2007.
- Upon his graduation from North Carolina, Miller played one season of professional basketball for the London Capitals of the British Basketball League, where he averaged 19.6 points per game to rank eighth in the league.
- Miller was a prep standout at the New Hampton School in New Hampshire. He earned a scholarship to James Madison University, where he played one season before transferring to North Carolina to become a walk-on for Coach Williams' squad.

MILLER'S YEARLY COACHING RECORD

| SEASON | SCHOOL (CONF.) | OVERALL | LEAGUE (FINISH) | LEAGUE TOURNAMENT (RECORD) | POSTSEASON |
|-----------------------------|------------------------|----------------|---------------------|----------------------------|-------------------|
| 2011-12 | UNC Greensboro (SoCon) | 11-11 | 10-8 (First, North) | Semifinals | |
| 2012-13 | UNC Greensboro (SoCon) | 9-22 | 6-12 (Sixth, North) | Quarterfinals | |
| 2013-14 | UNC Greensboro (SoCon) | 14-18 | 7-9 (Sixth) | First Round | |
| 2014-15 | UNC Greensboro (SoCon) | 11-22 | 6-12 (Ninth) | Quarterfinals | |
| 2015-16 | UNC Greensboro (SoCon) | 15-19 | 10-8 (Sixth) | Quarterfinals | CBI Quarterfinals |
| 2016-17 | UNC Greensboro (SoCon) | 25-10 | 14-4 (First) | Runner-Up | NIT First Round |
| 2017-18 | UNC Greensboro (SoCon) | 27-8 | 15-3 (First) | Champion | NCAA First Round |
| 2018-19 | UNC Greensboro (SoCon) | 29-7 | 15-3 (Second) | Runner-Up | NIT Second Round |
| 2019-20 | UNC Greensboro (SoCon) | 23-9 | 13-5 (Third) | Quarterfinals | |
| 2020-21 | UNC Greensboro (SoCon) | 21-9 | 13-5 (First) | Championship | NCAA First Round |
| 2021-22 | Cincinnati (AAC) | 18-15 | 7-11 (Eighth) | Quarterfinals | |
| 2022-23 | Cincinnati (AAC) | 23-13 | 11-7 (Fourth) | Semifinals | NIT Quarterfinals |
| 2023-24 | Cincinnati (Big 12) | 17-13 | 6-11 | -- | -- |
| Head Coaching Totals | | 243-176 | 133-98 | | |

MILLER'S RECORD AGAINST ALL OPPONENTS

| Opponent | Record | Eastern Kentucky | 1-0 | James Madison | 1-0 | North Dakota State | 1-0 | Tennessee Tech | 2-0 |
|-----------------------|------------|---------------------------|------------|---------------------|------------|--------------------------|------------|----------------------|------------|
| Appalachian State | 5-2 | Eastern Michigan | 0-1 | Johnson & Wales | 1-0 | Norfolk State | 1-0 | Texas | 0-1 |
| Alabama A&M | 1-0 | Elon | 2-8 | Kansas | 0-2 | North Alabama | 1-0 | Texas Tech | 1-0 |
| Arizona | 0-1 | ETSU | 9-8 | Kansas State | 1-0 | North Carolina | 0-3 | Tulane | 1-2 |
| Arkansas | 0-1 | Eastern Washington | 1-0 | Kennesaw State | 1-0 | North Carolina Wesleyan | 1-0 | Tulsa | 2-1 |
| Ashland | 1-0 | Evansville | 1-0 | Kentucky | 0-1 | Northern Kentucky | 2-1 | UCF | 4-2 |
| Averett | 1-0 | Ferrum | 1-0 | La Salle | 1-0 | Ohio | 0-1 | UIC | 1-0 |
| Baylor | 0-1 | Florida A&M | 1-0 | Lees-McRae | 1-0 | Ohio State | 0-1 | UNC-Asheville | 1-1 |
| Belmont Abbey | 2-0 | Florida Gulf Coast | 1-0 | Liberty | 2-0 | Oklahoma | 0-1 | UNC-Wilmington | 2-2 |
| Bryant | 3-0 | Florida State | 0-1 | Lipscomb | 0-1 | Oklahoma State | 0-1 | USC Upstate | 1-0 |
| BYU | 1-0 | Furman | 11-9 | Little Rock | 1-0 | Prairie View A&M | 1-0 | Utah Valley | 0-2 |
| Campbell | 1-0 | Georgetown | 1-1 | Longwood | 1-1 | Presbyterian | 3-2 | VCU | 0-1 |
| Chaminade | 1-0 | Georgia | 1-0 | Louisiana Tech | 2-0 | Purdue Fort-Wayne | 0-1 | Vermont | 1-0 |
| Chattanooga | 14-8 | Georgia Southern | 1-3 | Louisville | 1-0 | Radford | 2-0 | Virginia | 0-2 |
| Chowan | 3-0 | Georgia Tech | 1-0 | LSU | 0-1 | Richmond | 0-1 | Virginia Tech | 2-1 |
| Citadel | 20-2 | Gonzaga | 0-1 | Mars Hill | 2-0 | Rutgers | 0-2 | VMI | 12-2 |
| Claflin | 1-0 | Greensboro College | 4-0 | Memphis | 0-4 | Samford | 17-4 | West Virginia | 0-1 |
| College of Charleston | 2-1 | High Point | 1-4 | Mercer | 11-4 | San Diego | 0-1 | Western Carolina | 11-9 |
| Coppin State | 1-1 | Hofstra | 1-0 | Merrimack | 1-0 | South Florida | 3-1 | Wichita State | 3-0 |
| Davidson | 0-4 | Houston | 0-8 | Miami (FL) | 0-1 | SMU | 3-1 | William Peace | 1-0 |
| Dayton | 0-1 | Houston Baptist | 1-0 | Miami (Ohio) | 2-0 | Southeastern Louisiana | 1-0 | Winston-Salem | 1-0 |
| Delaware | 2-0 | Howard | 1-0 | Monmouth | 0-1 | Southern Wesleyan | 1-0 | Winthrop | 0-1 |
| Detroit Mercy | 2-0 | Illinois | 1-0 | Montana State | 0-1 | Stetson | 2-0 | Wofford | 10-12 |
| Duke | 0-1 | Iowa State | 0-1 | Navy | 1-1 | Syracuse | 0-1 | Xavier | 0-3 |
| Duquense | 0-1 | Indiana | 0-1 | NJIT | 1-0 | TCU | 1-1 | Youngstown State | 0-1 |
| East Carolina | 4-5 | Jacksonville | 1-0 | North Carolina A&T | 4-2 | Temple | 2-3 | | |

STARTING BEARCATS

| | | | | | |
|-------------------------------|--------|-----------|----------|----------|----------|
| UIC (W) | Thomas | Newman | Lukosius | Lakhin | Oguama |
| Detroit Mercy (W) | Thomas | Newman | Fredrick | Lakhin | Oguama |
| Eastern Washington (W) | Thomas | Newman | Fredrick | Lakhin | Oguama |
| Northern Kentucky (W) | Thomas | Newman | Fredrick | Lakhin | Oguama |
| Georgia Tech (W) | Thomas | Newman | Fredrick | Lakhin | Oguama |
| at Howard (W, OT) | Thomas | Newman | Fredrick | Lakhin | Bandaogo |
| Florida Gulf Coast (W) | Thomas | Newman | Fredrick | Lakhin | Bandaogo |
| at Xavier (L) | Thomas | Newman | Fredrick | Lakhin | Bandaogo |
| Bryant (W) | Thomas | Newman | Fredrick | Lakhin | Bandaogo |
| vs. Dayton (L) | Thomas | Newman | Fredrick | Lakhin | Bandaogo |
| Merrimack (W) | Thomas | Newman | Lukosius | Lakhin | Oguama |
| Stetson (W) | Thomas | Newman | Fredrick | Lakhin | Oguama |
| Evansville (W) | Thomas | Newman | Lukosius | Lakhin | Reynolds |
| at (12) BYU (W) | Thomas | Skillings | Newman | Lukosius | Lakhin |
| (25) Texas (L) | Thomas | Newman | Lukosius | Lakhin | Bandaogo |
| at (14) Baylor (L) | Thomas | Skillings | Newman | Lukosius | Lakhin |
| (19) TCU (W, OT) | Thomas | Skillings | Newman | Lukosius | Lakhin |
| (15) Oklahoma (L) | Thomas | Newman | Lukosius | Lakhin | Bandaogo |
| at (7) Kansas (L) | Thomas | Newman | Lukosius | Lakhin | Bandaogo |
| UCF (W) | Thomas | Skillings | Newman | Lukosius | Bandaogo |
| at West Virginia (L) | Thomas | Newman | Lukosius | Lakhin | Bandaogo |
| at (15) Texas Tech (W) | Thomas | Newman | Lukosius | Lakhin | Bandaogo |
| (5) Houston (L) | Thomas | Newman | Lukosius | Lakhin | Bandaogo |
| (10) Iowa State (L) | Thomas | Newman | Lukosius | Lakhin | Bandaogo |
| at UCF (W) | Thomas | Skillings | Newman | Lukosius | Bandaogo |
| Oklahoma State (L) | Thomas | Skillings | Newman | Lukosius | Bandaogo |
| at TCU (L) | Thomas | Skillings | Newman | Lukosius | Bandaogo |
| at (1) Houston (L) | Thomas | Skillings | Newman | Lukosius | Bandaogo |
| Kansas State (W) | Thomas | Newman | Lukosius | Lakhin | Bandaogo |
| at Oklahoma (L, OT) | Thomas | Skillings | Newman | Lukosius | Bandaogo |

RADIO/TELEVISION CHART



DAN SKILLINGS JR.
G • 6-6 • 205 • SO
Blackwood, N.J.




DAY DAY THOMAS
G • 6-0 • 185 • JR
Bishopville, S.C.




JIZZLE JAMES
G • 6-1 • 195 • FR
Orlando, Fla.



RAYVON GRIFFITH
G • 6-7 • 180 • FR
Cincinnati, Ohio



CJ FREDRICK JR.
G • 6-3 • 185 • SR
Cincinnati, Ohio




JOSH REED
G • 6-7 • 220 • SO
Atlanta, Ga.



C.J. ANTHONY
G • 6-0 • 195 • JR
Columbus, Ohio




JAMILLE REYNOLDS
F • 6-11 • 275 • SR
St. Petersburg, Fla.




LANDEN LONG
G • 5-11 • 185 • SR
Mason, Ohio



JOHN NEWMAN III
G • 6-5 • 215 • SR
Greensboro, N.C.




CHASE KIRKWOOD
G • 6-1 • 190 • JR
Phoenix, Md.



VIKTOR LAKHIN
F • 6-11 • 240 • RJR
Anapa, Russia




ODY OGUAMA
F • 6-9 • 225 • SR
Raleigh, N.C.



SIMAS LUKOŠIUS
G • 6-8 • 225 • JR
Kaunas, Lithuania



SAGE TOLENTINO
F • 7-1 • 230 • SO
Kane'ohe, Hawaii



AZIZ BANDAOGO
F • 7-0 • 235 • SR
Dakar, Senegal



WES MILLER
Head Coach
Third Season



CHAD DOLLAR
Assoc. Head Coach
Third Season



ANDRE MORGAN
Assistant Coach
Third Season



DREW ADAMS
Assistant Coach
Second Season



JOSH LOEFFLER
Assistant Coach
First Season



JAKE THELEN
Assistant Coach
Third Season



#0 DAN SKILLINGS JR.

GUARD • 6-6 • 205 • SOPHOMORE • BLACKWOOD, N.J. (ROMAN CATHOLIC HS)

- Cincinnati's leading scorer in overall (12.0 ppg) and Big 12 play (12.6 ppg)
- Gameday scratch against K-State on March 2 due to hip injury
- No. 5 SportsCenter play following Texas game for his driving dunk and-one
- Earned first-career start in win at No. 12 BYU, scoring team's first points as well
- 29 points against Stetson were most by a UC reserve since Tony Bobbitt in 2002; also had 25 against NKU
- Named by Jon Rothstein as one of the nation's 20 under-the-radar breakout players for 2023-24
- Finished with a career-high 20 points in AAC Quarterfinals vs. hometown Temple; team is 16-6 when he hits double-figures for his career (12-6 this year)
- Did not play organized basketball until the ninth grade
- Discovered by Wes Miller as he pulled down three-straight offensive rebounds at an AAU game
- Highest-touted recruit out of Wes Miller's first freshman signing class
- Added 15 lbs to his frame over first summer at UC
- Says defensive improvement for this season is where he jumped the most in offseason, to "help our team the most and our coaches"
- Most talkative and social player on the team, on and off the court
- First-career points came off blocking a shot at the top of the key and taking it down court for a one-handed dunk



2023-24 (SOPHOMORE SEASON)

| Opponent | Min | FG-FGA | 3FG-FGA | FT-FTA | Off-Def-Tot | PF | A | TO | Blk | Stl | Pts |
|--------------------|-----|--------|---------|--------|-------------|----|---|----|-----|-----|-----|
| UIC | 28 | 5-12 | 0-2 | 3-4 | 2-6-8 | 0 | 2 | 0 | 0 | 0 | 13 |
| Detroit Mercy | 20 | 4-10 | 3-8 | 0-2 | 1-7-8 | 2 | 2 | 3 | 0 | 0 | 11 |
| Eastern Washington | 27 | 4-14 | 1-5 | 0-2 | 1-6-7 | 0 | 0 | 1 | 0 | 2 | 9 |
| Northern Kentucky | 28 | 8-12 | 3-5 | 6-8 | 6-3-9 | 2 | 1 | 1 | 2 | 0 | 25 |
| Georgia Tech | 21 | 2-7 | 0-2 | 2-2 | 1-2-3 | 0 | 1 | 0 | 0 | 1 | 6 |
| at Howard | 32 | 6-13 | 0-3 | 4-4 | 4-2-6 | 2 | 2 | 2 | 0 | 2 | 16 |
| Florida Gulf Coast | 21 | 1-7 | 0-1 | 1-1 | 2-10-12 | 2 | 4 | 3 | 0 | 0 | 3 |
| at Xavier | 23 | 1-7 | 0-2 | 0-0 | 3-3-6 | 2 | 1 | 0 | 1 | 0 | 2 |
| Bryant | 20 | 2-8 | 0-3 | 7-8 | 1-3-4 | 4 | 1 | 1 | 2 | 0 | 11 |
| vs. Dayton | 23 | 3-8 | 0-0 | 0-1 | 3-2-5 | 3 | 2 | 0 | 0 | 0 | 6 |
| Merrimack | 15 | 2-4 | 0-1 | 1-2 | 1-2-3 | 0 | 1 | 2 | 1 | 1 | 5 |
| Stetson | 26 | 11-14 | 4-6 | 3-4 | 5-5-10 | 1 | 1 | 1 | 1 | 0 | 29 |
| Evansville | 25 | 4-12 | 1-4 | 1-2 | 3-2-5 | 1 | 1 | 2 | 0 | 1 | 10 |
| at (12) BYU* | 20 | 4-8 | 1-3 | 1-1 | 1-4-5 | 1 | 2 | 1 | 0 | 1 | 10 |
| (25) Texas | 22 | 3-8 | 0-3 | 1-1 | 0-3-3 | 1 | 0 | 2 | 0 | 0 | 7 |
| at (14) Baylor* | 33 | 9-14 | 4-6 | 2-3 | 3-3-6 | 3 | 1 | 0 | 0 | 1 | 24 |
| (19) TCU* | 31 | 5-11 | 1-3 | 2-6 | 2-4-6 | 0 | 2 | 1 | 2 | 2 | 13 |
| (15) Oklahoma | 18 | 0-3 | 0-2 | 1-2 | 1-3-4 | 3 | 1 | 0 | 0 | 0 | 1 |
| at (7) Kansas | 31 | 6-14 | 3-6 | 1-2 | 2-3-5 | 3 | 0 | 3 | 0 | 2 | 16 |
| UCF* | 35 | 8-14 | 2-6 | 3-3 | 2-5-7 | 3 | 2 | 3 | 1 | 0 | 21 |
| at West Virginia | 30 | 6-19 | 3-9 | 0-0 | 2-3-5 | 2 | 0 | 0 | 0 | 0 | 15 |
| at (15) Texas Tech | 29 | 6-14 | 0-3 | 2-2 | 5-2-7 | 3 | 2 | 2 | 3 | 1 | 14 |
| (5) Houston | 33 | 4-11 | 2-7 | 3-5 | 1-2-3 | 2 | 1 | 1 | 1 | 1 | 13 |
| (10) Iowa State | 32 | 4-11 | 2-4 | 3-4 | 4-7-11 | 2 | 3 | 0 | 2 | 2 | 13 |
| at UCF* | 31 | 5-14 | 1-4 | 4-8 | 3-5-8 | 1 | 2 | 1 | 1 | 1 | 15 |
| Oklahoma State* | 34 | 3-10 | 1-3 | 2-4 | 4-6-10 | 4 | 3 | 4 | 1 | 1 | 9 |
| at TCU* | 28 | 4-13 | 1-4 | 0-0 | 0-4-4 | 0 | 2 | 4 | 1 | 1 | 9 |
| at (1) Houston* | 28 | 3-8 | 0-3 | 2-3 | 3-5-8 | 1 | 1 | 2 | 0 | 1 | 8 |
| Kansas State | | | | DNP | | | | | | | |
| at Oklahoma* | 30 | 5-14 | 0-6 | 3-4 | 6-3-9 | 5 | 1 | 2 | 0 | 3 | 13 |

SEASON & CAREER STATISTICS

| 2023-24 SEASON | | CAREER |
|-----------------------------------|-------------|-----------------------------------|
| 29 vs. Stetson, 12/22/23 | Pts | 29 vs. Stetson, 12/22/23 |
| 11 vs. Stetson, 12/22/23 | FG Made | 11 vs. Stetson, 12/22/23 |
| 19 at West Virginia, 1/31/24 | FG Atts | 19 at West Virginia, 1/31/24 |
| 4, 2x, last at Baylor, 1/13/24 | 3PT-FG Made | 4, 2x, last at Baylor, 1/13/24 |
| 9 at West Virginia, 1/31/24 | 3PT-FG Atts | 9 at West Virginia, 1/31/24 |
| 7 vs. Bryant, 12/12/23 | FT Made | 7 vs. Bryant, 12/12/23 |
| 8, 3x, last at UCF, 2/17/24 | FT Atts | 8, 2x, last vs. Bryant, 12/12/23 |
| 12 vs. FGCU, 12/3/23 | Rebs | 13 vs. Bryant, 12/4/22 |
| 4 vs. Florida Gulf Coast, 12/3/23 | Assts | 4 vs. Florida Gulf Coast, 12/3/23 |
| 3 at Oklahoma, 3/5/24 | Stls | 3, 2x, last at Oklahoma, 3/5/24 |
| 3, at Texas Tech, 2/3/24 | Blks | 3, 2x, last at Texas Tech, 2/3/24 |
| 35 vs. UCF, 1/27/24 | Mins | 35 vs. UCF, 1/27/24 |

MISCELLANEOUS STATISTICS

| CATEGORY | 2022-23 | 2023-24 | CAREER |
|--------------------------------|---------|---------|--------|
| Double-Figure Scoring Games | 4 | 18 | 22 |
| Double-Figure Rebounding Games | 1 | 4 | 5 |
| Double-Double Games | 1 | 2 | 3 |
| 20-Point Scoring Games | 1 | 4 | 5 |
| Games Led UC in Scoring | 0 | 9 | 9 |
| Games Led UC in Rebounding | 1 | 6 | 7 |
| Games Led UC in Assists | 0 | 1 | 1 |
| Games With 3+ Assists | 1 | 2 | 3 |
| Games With 3+ Blocks | 1 | 1 | 2 |
| Games With 3+ Steals | 1 | 0 | 1 |
| Games With 3+ Three-Pointers | 2 | 6 | 8 |

CAREER STATISTICS

| TOTAL | | 3-PTERS | | REBOUNDS | | PF-FO | | AST | | TO | | BLK | | STL | | PTS-AVG | |
|---------|-------|-----------|---------|----------|--------|-------|--------|------|-------------|-----|-------|-----|----|-----|-----|---------|---------|
| YEAR | GP-GS | MIN-AVG | FG-FGA | PCT | FG-FGA | PCT | FT-FTA | PCT | OFF-DEF-TOT | AVG | PF-FO | AST | TO | BLK | STL | PTS | PTS-AVG |
| 2022-23 | 35-0 | 510-14.6 | 71-187 | .380 | 19-74 | .257 | 23-38 | .605 | 32-83-115 | 3.3 | 42-0 | 20 | 30 | 15 | 12 | 184 | 5.3 |
| 2023-24 | 29-9 | 771-26.6 | 128-314 | .408 | 33-114 | .289 | 58-88 | .659 | 72-115-187 | 6.4 | 53-1 | 42 | 42 | 20 | 24 | 347 | 12.0 |
| TOTALS | 64-9 | 1282-20.0 | 199-501 | .397 | 52-188 | .277 | 81-126 | .643 | 104-198-302 | 4.7 | 95-1 | 62 | 72 | 35 | 36 | 531 | 8.3 |



#1 DAY DAY THOMAS

GUARD • 6-0 • 185 • JUNIOR • BISHOPVILLE, S.C. (KILGORE COLLEGE)

- Team leader in steals; also joined Jizzle James in holding Houston's Jamal Shead to 6-of-25 shooting
- Already has most steals by a Bearcat (51) since Gary Clark (51) in 2017-18
- Averaged 18.0 ppg in his third and fourth Big 12 games after 3.5 the first two
- Only Bearcat with double-figure scoring outings in each of first four games
- First to open UC career with four-straight double-figure scoring games since Kyle Washington's eight in 2016-17
- First newcomer to lead UC in scoring of season opener since Sean Kilpatrick in 2010
- No. 4 junior-college prospect by JucoRecruiting.com
- Held one Division I offer (Presbyterian College) out of high school
- Called and committed to UC as team was flying back from SMU road win last year
- Averaged 19.0 ppg, 6.0 rpg and 3.1 apg at Kilgore College last year, including 84.2% free-throw shooting
- Lightning-speed with team-high 2.94 3/4 court sprint time
- Will have adjustment into size and speed from junior college
- Previously played at Lee Central and Ridge View HS in South Carolina



2023-24 (JUNIOR SEASON)

| Opponent | Min | FG-FGA | 3FG-FGA | FT-FTA | Off-Def-Tot | PF | A | TO | Blk | Stl | Pts |
|---------------------|-----|--------|---------|--------|-------------|----|---|----|-----|-----|-----|
| UIC* | 26 | 6-13 | 1-5 | 2-5 | 0-3-3 | 1 | 3 | 2 | 0 | 3 | 15 |
| Detroit Mercy* | 20 | 4-8 | 2-3 | 1-2 | 0-0-0 | 0 | 1 | 0 | 0 | 4 | 11 |
| Eastern Washington* | 24 | 4-11 | 1-4 | 2-2 | 0-4-4 | 5 | 5 | 1 | 0 | 0 | 11 |
| Northern Kentucky* | 24 | 8-11 | 2-5 | 2-2 | 1-2-3 | 1 | 2 | 3 | 0 | 1 | 20 |
| Georgia Tech* | 22 | 4-11 | 1-7 | 0-0 | 0-0-0 | 2 | 4 | 1 | 1 | 2 | 9 |
| at Howard* | 25 | 2-8 | 0-1 | 2-2 | 0-5-5 | 1 | 4 | 3 | 0 | 1 | 6 |
| Florida Gulf Coast* | 19 | 3-7 | 1-2 | 0-0 | 0-1-1 | 1 | 4 | 1 | 0 | 4 | 7 |
| at Xavier* | 18 | 6-10 | 1-2 | 2-2 | 0-0-0 | 3 | 2 | 3 | 0 | 1 | 15 |
| Bryant* | 18 | 3-7 | 1-1 | 1-1 | 0-2-2 | 3 | 1 | 1 | 0 | 1 | 8 |
| vs. Dayton* | 25 | 5-13 | 1-5 | 1-2 | 0-1-1 | 3 | 1 | 1 | 1 | 0 | 12 |
| Merrimack* | 27 | 1-4 | 1-3 | 4-4 | 0-3-3 | 2 | 4 | 1 | 0 | 2 | 7 |
| Stetson* | 29 | 6-12 | 0-4 | 5-7 | 2-2-4 | 3 | 1 | 1 | 0 | 1 | 17 |
| Evansville* | 30 | 2-10 | 1-4 | 5-6 | 1-5-6 | 0 | 7 | 2 | 2 | 4 | 10 |
| at (12) BYU* | 28 | 0-7 | 0-2 | 5-6 | 2-2-4 | 3 | 2 | 7 | 0 | 0 | 5 |
| (25) Texas* | 25 | 1-7 | 0-0 | 0-0 | 1-2-3 | 1 | 3 | 1 | 0 | 0 | 2 |
| at (14) Baylor* | 29 | 6-15 | 0-5 | 3-3 | 0-2-2 | 1 | 2 | 0 | 0 | 0 | 15 |
| (19) TCU* | 33 | 9-17 | 1-2 | 2-2 | 1-3-4 | 1 | 6 | 3 | 0 | 3 | 21 |
| (15) Oklahoma* | 28 | 3-8 | 0-1 | 2-3 | 0-0-0 | 3 | 6 | 2 | 0 | 1 | 8 |
| at (7) Kansas* | 23 | 4-10 | 0-3 | 1-1 | 2-1-3 | 5 | 3 | 1 | 0 | 1 | 9 |
| UCF* | 32 | 3-11 | 0-4 | 3-4 | 0-1-1 | 0 | 4 | 3 | 0 | 2 | 9 |
| at West Virginia* | 31 | 4-13 | 3-8 | 1-2 | 0-1-1 | 1 | 4 | 3 | 0 | 3 | 12 |
| at (15) Texas Tech* | 26 | 3-8 | 1-3 | 2-2 | 0-3-3 | 2 | 4 | 2 | 2 | 1 | 9 |
| (5) Houston* | 22 | 3-7 | 1-2 | 0-0 | 1-1-2 | 3 | 0 | 2 | 0 | 0 | 7 |
| (10) Iowa State* | 16 | 2-5 | 0-2 | 0-0 | 0-0-0 | 0 | 0 | 6 | 0 | 2 | 4 |
| at UCF* | 26 | 4-13 | 1-5 | 0-0 | 1-2-3 | 5 | 3 | 1 | 0 | 4 | 9 |
| Oklahoma State* | 26 | 3-9 | 1-3 | 3-4 | 0-0-0 | 2 | 2 | 1 | 0 | 2 | 10 |
| at TCU* | 30 | 4-9 | 0-0 | 5-6 | 0-3-3 | 1 | 2 | 2 | 0 | 1 | 13 |
| at (1) Houston* | 28 | 2-9 | 0-2 | 2-2 | 1-1-2 | 1 | 6 | 1 | 0 | 1 | 6 |
| Kansas State* | 32 | 6-11 | 2-5 | 0-0 | 0-0-0 | 2 | 5 | 2 | 0 | 4 | 14 |
| at Oklahoma* | 33 | 4-11 | 0-3 | 0-0 | 0-3-3 | 4 | 3 | 1 | 0 | 2 | 8 |

SEASON & CAREER STATISTICS

| 2023-24 SEASON | CAREER |
|--------------------------------------|---|
| 21 vs. TCU, 1/16/24 | Pts 21 vs. TCU, 1/16/24 |
| 9 vs. TCU, 1/16/24 | FG Made 9 vs. TCU, 1/16/24 |
| 17 vs. TCU, 1/16/24 | FG Atts 17 vs. TCU, 1/16/24 |
| 3 at West Virginia, 1/31/24 | 3PT-FG Made 3 at West Virginia, 1/31/24 |
| 8 at West Virginia, 1/31/24 | 3PT-FG Atts 8 at West Virginia, 1/31/24 |
| 5, 3x, last at BYU, 1/6/24 | FT Made 2, 4x, last at Howard, 11/28/23 |
| 7 vs. Stetson, 12/22/23 | FT Atts 5 vs. UIC, 11/6/23 |
| 5 at Howard, 11/28/23 | Rebs 5 at Howard, 11/28/23 |
| 7 vs. Evansville, 12/29/23 | Assts 5 vs. EWU, 11/12/23 |
| 4, 5x, last vs. Kansas State, 3/2/24 | Stls 4, 5x, last vs. Kansas State, 3/2/24 |
| 2, 2x, last at Texas Tech, 2/3/24 | Blks 1 vs. Georgia Tech, 11/22/23 |
| 33, 2x, last at Oklahoma, 3/5/24 | Mins 33, 2x, last at Oklahoma, 3/5/24 |

MISCELLANEOUS STATISTICS

| CATEGORY | 2023-24 | CAREER |
|--------------------------------|---------|--------|
| Double-Figure Scoring Games | 13 | 13 |
| Double-Figure Rebounding Games | 0 | 0 |
| Double-Double Games | 0 | 0 |
| 20-Point Scoring Games | 2 | 2 |
| Games Led Team in Scoring | 2 | 2 |
| Games Led Team in Rebounding | 0 | 0 |
| Games Led Team in Assists | 14 | 14 |
| Games With 3+ Assists | 18 | 18 |
| Games With 3+ Blocks | 0 | 0 |
| Games With 3+ Steals | 8 | 8 |
| Games With 3+ Three-Pointers | 1 | 1 |

CAREER STATISTICS

| YEAR | GP-GS | MIN-AVG | FG-FGA | PCT | 3-PT-FGA | PCT | FT-FTA | PCT | OFF-DEF-TOT | AVG | PF-FO | AST | TO | BLK | STL | PTS-AVG |
|---------|-------|----------|---------|------|----------|------|--------|------|-------------|-----|-------|-----|----|-----|-----|----------|
| 2023-24 | 30-30 | 774-25.8 | 115-295 | .390 | 23-96 | .240 | 56-70 | .800 | 13-53-66 | 2.2 | 60-3 | 95 | 59 | 6 | 51 | 309-10.3 |
| TOTALS | 30-30 | 774-25.8 | 115-295 | .390 | 23-96 | .240 | 56-70 | .800 | 13-53-66 | 2.2 | 60-3 | 95 | 59 | 6 | 51 | 309-10.3 |



#2 JIZZLE JAMES

GUARD • 6-1 • 195 • FRESHMAN • ORLANDO, FLA. (OLYMPIA HS)

- Defense continues to improve; joined Day Day Thomas in holding Houston's Jamal Shead to 6-of-25 shooting
- 16 points against Iowa State's elite defense marked second-most by any freshman on the Cyclones this year
- 7 of his 11 double-digit scoring games have come in Big 12 play
- Team and career-high 19 points off bench at Xavier
- Six turnovers in first two games (32 minutes), 21 in the 23 games that followed
- Noted for his approach beyond the team practice hours
- No. 52 prospect in his class, including ninth-best point guard
- Son of 11-year NFL running back and Pro Football Hall of Famer Edgerrin James
- Full legal name is Edgerrin James Jr.
- Brother, Eden, is an All-MEAC running back at Howard, including rushing for 177 yards at Northwestern this season

2023-24 (FRESHMAN SEASON)

| Opponent | Min | FG-FGA | 3FG-FGA | FT-FTA | Off-Def-Tot | PF | A | TO | Blk | Stl | Pts |
|--------------------|-----|--------|---------|--------|-------------|----|---|----|-----|-----|-----|
| UIC | 14 | 3-6 | 0-2 | 0-0 | 1-1-2 | 0 | 1 | 2 | 1 | 1 | 6 |
| Detroit Mercy | 19 | 4-6 | 1-1 | 4-4 | 2-0-2 | 1 | 3 | 4 | 0 | 0 | 13 |
| Eastern Washington | 16 | 3-4 | 1-2 | 6-7 | 0-2-2 | 2 | 2 | 0 | 0 | 0 | 13 |
| Northern Kentucky | 16 | 2-10 | 1-4 | 0-0 | 0-2-2 | 1 | 4 | 1 | 0 | 0 | 5 |
| Georgia Tech | 15 | 3-6 | 1-3 | 1-2 | 0-1-1 | 1 | 3 | 1 | 0 | 1 | 8 |
| at Howard | 20 | 4-9 | 0-1 | 1-1 | 1-3-4 | 1 | 3 | 0 | 1 | 1 | 9 |
| Florida Gulf Coast | 19 | 3-6 | 0-1 | 3-4 | 1-4-5 | 1 | 4 | 1 | 0 | 0 | 9 |
| at Xavier | 21 | 7-13 | 2-3 | 3-4 | 0-1-1 | 2 | 1 | 1 | 1 | 0 | 19 |
| Bryant | 22 | 4-10 | 1-3 | 2-2 | 1-1-2 | 0 | 3 | 1 | 1 | 1 | 11 |
| vs. Dayton | 21 | 3-8 | 1-1 | 0-0 | 2-0-2 | 1 | 1 | 1 | 0 | 1 | 7 |
| Merrimack | 23 | 2-6 | 0-0 | 0-0 | 0-3-3 | 0 | 2 | 1 | 1 | 2 | 4 |
| Stetson | 14 | 1-5 | 0-2 | 1-2 | 0-0-0 | 2 | 3 | 0 | 0 | 0 | 3 |
| Evansville | 15 | 1-6 | 1-3 | 1-2 | 1-0-1 | 1 | 2 | 1 | 0 | 0 | 4 |
| at (12) BYU | 13 | 4-7 | 1-2 | 3-3 | 1-2-3 | 2 | 1 | 0 | 0 | 0 | 12 |
| (25) Texas | 15 | 2-5 | 0-0 | 0-0 | 1-0-1 | 2 | 2 | 2 | 1 | 1 | 4 |
| at (14) Baylor | 11 | 1-6 | 0-1 | 0-0 | 0-0-0 | 0 | 0 | 0 | 0 | 0 | 2 |
| (19) TCU | 12 | 0-3 | 0-1 | 1-2 | 0-1-1 | 2 | 4 | 0 | 0 | 0 | 1 |
| (15) Oklahoma | 12 | 2-6 | 1-2 | 0-0 | 0-0-0 | 0 | 3 | 0 | 0 | 0 | 5 |
| at (7) Kansas | 18 | 4-7 | 0-1 | 2-2 | 0-0-0 | 0 | 1 | 3 | 0 | 0 | 10 |
| UCF | 11 | 0-4 | 0-0 | 0-0 | 1-1-2 | 1 | 1 | 1 | 0 | 0 | 0 |
| at West Virginia | 12 | 1-1 | 0-0 | 0-0 | 1-1-2 | 0 | 3 | 0 | 0 | 0 | 2 |
| at (15) Texas Tech | 14 | 3-7 | 1-2 | 0-0 | 0-1-1 | 2 | 1 | 0 | 0 | 1 | 7 |
| (5) Houston | 20 | 3-8 | 0-0 | 4-6 | 0-3-3 | 0 | 0 | 0 | 1 | 0 | 10 |
| (10) Iowa State | 25 | 6-10 | 4-6 | 0-0 | 3-2-5 | 2 | 3 | 5 | 0 | 0 | 16 |
| at UCF | 14 | 3-7 | 0-2 | 1-2 | 0-0-0 | 0 | 1 | 1 | 0 | 0 | 7 |
| Oklahoma State | 14 | 5-7 | 0-0 | 0-1 | 0-0-0 | 1 | 1 | 1 | 0 | 0 | 10 |
| at TCU | 25 | 2-11 | 0-2 | 0-0 | 1-2-3 | 1 | 3 | 4 | 0 | 1 | 4 |
| at (1) Houston | 21 | 3-9 | 1-4 | 0-0 | 0-0-0 | 3 | 2 | 4 | 0 | 1 | 7 |
| Kansas State | 28 | 5-11 | 0-2 | 0-0 | 1-0-1 | 2 | 4 | 2 | 0 | 1 | 10 |
| at Oklahoma | 28 | 7-14 | 2-4 | 0-0 | 0-1-1 | 1 | 1 | 0 | 0 | 2 | 16 |



SEASON & CAREER STATISTICS

| 2023-24 SEASON | | | | CAREER | | | |
|--------------------------------------|-------------|--|--|--------------------------------------|--|--|--|
| 19 at Xavier, 12/9/23 | Pts | | | 19 at Xavier, 12/9/23 | | | |
| 7, 2x, last at Oklahoma, 3/5/24 | FG Made | | | 7 at Xavier, 12/9/23 | | | |
| 14 at Oklahoma, 3/5/24 | FG Atts | | | 13 at Xavier, 12/9/23 | | | |
| 4 vs. Iowa State, 2/13/24 | 3PT-FG Made | | | 4 vs. Iowa State, 2/13/24 | | | |
| 6 vs. Iowa State, 2/13/24 | 3PT-FG Atts | | | 6 vs. Iowa State, 2/13/24 | | | |
| 6 vs. EWU, 11/12/23 | FT Made | | | 6 vs. EWU, 11/12/23 | | | |
| 7 vs. EWU, 11/12/23 | FT Atts | | | 7 vs. EWU, 11/12/23 | | | |
| 4 at Howard, 11/28/23 | Rebs | | | 4 at Howard, 11/28/23 | | | |
| 4, 4x, last vs. Kansas State, 3/2/24 | Assists | | | 4, 4x, last vs. Kansas State, 3/2/24 | | | |
| 2, 2x, last at Oklahoma, 3/5/24 | Stls | | | 2, 2x, last at Oklahoma, 3/5/24 | | | |
| 1, 6x, last vs. Texas, 1/9/24 | Blks | | | 1, 6x, last vs. Texas, 1/9/24 | | | |
| 28, 2x, last at Oklahoma, 3/5/24 | Mins | | | 28, 2x, last at Oklahoma, 3/5/24 | | | |

MISCELLANEOUS STATISTICS

| CATEGORY | 2023-24 | CAREER |
|--------------------------------|---------|--------|
| Double-Figure Scoring Games | 11 | 11 |
| Double-Figure Rebounding Games | 0 | 0 |
| Double-Double Games | 0 | 0 |
| 20-Point Scoring Games | 0 | 0 |
| Games Led Team in Scoring | 2 | 2 |
| Games Led Team in Rebounding | 0 | 0 |
| Games Led Team in Assists | 3 | 3 |
| Games With 3+ Assists | 13 | 13 |
| Games With 3+ Blocks | 0 | 0 |
| Games With 3+ Steals | 0 | 0 |
| Games With 3+ Three-Pointers | 1 | 1 |

CAREER STATISTICS

| YEAR | GP-GS | MIN-AVG | TOTAL | | 3-PTERS | | FT-FTA | REBOUNDS | | PF-FO | AST | TO | BLK | STL | PTS-AVG |
|---------|-------|----------|--------|------|---------|------|--------|----------------|----------|-------|------|----|-----|-----|---------|
| | | | FG-FGA | PCT | FG-FGA | PCT | | PCTOFF-DEF-TOT | AVG | | | | | | |
| 2023-24 | 30-0 | 528-17.6 | 91-218 | .417 | 19-55 | .345 | 33-44 | .750 | 18-32-50 | 1.7 | 32-0 | 63 | 38 | 7 | 14 |
| TOTALS | 30-0 | 528-17.6 | 91-218 | .417 | 19-55 | .345 | 33-44 | .750 | 18-32-50 | 1.7 | 32-0 | 63 | 38 | 7 | 14 |



#3 RAYVON GRIFFITH

GUARD • 6-7 • 205 • FRESHMAN • CINCINNATI, OHIO (COMPASS PREP)

- Originally attended Taft HS on Cincinnati's West End before moving to Compass Prep in Arizona for senior year
- UC's first commit of his class
- Rated No. 11 small forward and No. 54 overall prospect by 247Sports
- Led Taft to state title as a senior



SEASON & CAREER STATISTICS


| 2023-24 SEASON | CAREER |
|----------------|-------------|
| -- | Pts |
| -- | FG Made |
| -- | FG Atts |
| -- | 3PT-FG Made |
| -- | 3PT-FG Atts |
| -- | FT Made |
| -- | FT Atts |
| -- | Rebs |
| -- | Assts |
| -- | Stls |
| -- | Blks |
| -- | Mins |

MISCELLANEOUS STATISTICS

| CATEGORY | 2023-24 | CAREER |
|--------------------------------|---------|--------|
| Double-Figure Scoring Games | | 0 |
| Double-Figure Rebounding Games | | 0 |
| Double-Double Games | | 0 |
| 20-Point Scoring Games | | 0 |
| Games Led Team in Scoring | | 0 |
| Games Led Team in Rebounding | | 0 |
| Games Led Team in Assists | | 0 |
| Games With 3+ Assists | | 0 |
| Games With 3+ Blocks | | 0 |
| Games With 3+ Steals | | 0 |
| Games With 3+ Three-Pointers | | 0 |

CAREER STATISTICS

| YEAR | GP-GS | MIN-AVG | TOTAL | | 3-PTERS | | REBOUNDS | | PF-FO | AST | TO | BLK | STL | PTS-AVG |
|---------|-------|---------|--------|-----|---------|-----|----------|----------------|-------|-----|----|-----|-----|---------|
| | | | FG-FGA | PCT | FG-FGA | PCT | FT-FTA | PCTOFF-DEF-TOT | AVG | | | | | |
| 2023-24 | | | | | | | | | | | | | | |
| TOTALS | | | | | | | | | | | | | | |



#5 CJ FREDRICK JR.

GUARD • 6-3 • 190 • GRAD • CINCINNATI, OHIO (KENTUCKY)

- Missed 11 of 12 games before playing two minutes against Houston on 2/10
- Brought a 113-52 record into this season between Iowa and Kentucky, including four NCAA appearances (Iowa was top-25 before COVID pause)
- Missed a combined seven games in 2022-23 for hand and rib injuries
- Missed 2021-22 season at Kentucky due to hamstring injury
- Scored in double-figures four times over five-game SEC stretch in 2022-23
- Kentucky was 6-0 when he made 3 or more treys, including three in SEC play, and UC is 5-0 this year when it happens
- Topped the Big Ten with a 46.1% clip (47 of 102) from 3-point range as a true freshman at Iowa in 2019-20
- Attended same high school (Covington Catholic in Ky.) as UC assistant coach Jake Thelen
- Earned 2018 Kentucky Gatorade Player of the Year award among many accolades in high school
- Engaged to Blair Green, a four-year basketball letterwinner at Kentucky who started every game last season



SEASON & CAREER STATISTICS

2023-24 (GRAD/SIXTH SEASON)

| Opponent | Min | FG-FGA | 3FG-FGA | FT-FTA | Off-Def-Tot | PF | A | TO | Blk | Stl | Pts |
|---------------------|-----|--------|---------|--------|-------------|----|---|----|-----|-----|-----|
| UIC | 26 | 4-8 | 3-6 | 0-0 | 0-2-2 | 2 | 1 | 0 | 1 | 2 | 11 |
| Detroit Mercy* | 19 | 5-6 | 4-5 | 0-1 | 0-1-1 | 1 | 0 | 0 | 0 | 0 | 14 |
| Eastern Washington* | 24 | 0-2 | 0-1 | 0-0 | 0-1-1 | 3 | 0 | 1 | 0 | 0 | 0 |
| Northern Kentucky* | 25 | 1-6 | 1-3 | 0-0 | 1-1-2 | 0 | 3 | 0 | 0 | 0 | 3 |
| Georgia Tech* | 20 | 3-6 | 3-5 | 2-3 | 0-2-2 | 1 | 1 | 0 | 0 | 0 | 11 |
| at Howard* | 22 | 0-2 | 0-2 | 0-0 | 1-0-1 | 2 | 3 | 0 | 0 | 0 | 0 |
| Florida Gulf Coast* | 26 | 6-7 | 5-6 | 2-3 | 1-0-1 | 0 | 0 | 0 | 0 | 0 | 19 |
| at Xavier* | 21 | 0-4 | 0-3 | 0-0 | 1-0-1 | 2 | 2 | 1 | 0 | 1 | 0 |
| Bryant* | 31 | 4-8 | 3-7 | 3-3 | 0-2-2 | 3 | 1 | 1 | 0 | 1 | 14 |
| vs. Dayton* | 22 | 2-6 | 1-4 | 0-0 | 0-0-0 | 3 | 1 | 1 | 0 | 0 | 5 |
| Merrimack | | | | DNP | | | | | | | |
| Stetson | 33 | 2-8 | 2-7 | 0-0 | 0-1-1 | 1 | 7 | 0 | 0 | 0 | 6 |
| Evansville | | | | DNP | | | | | | | |
| at (12) BYU | | | | DNP | | | | | | | |
| (25) Texas | | | | DNP | | | | | | | |
| at (14) Baylor | | | | DNP | | | | | | | |
| (19) TCU | | | | DNP | | | | | | | |
| (15) Oklahoma | | | | DNP | | | | | | | |
| at (7) Kansas | | | | DNP | | | | | | | |
| UCF | | | | DNP | | | | | | | |
| at West Virginia | | | | DNP | | | | | | | |
| at (15) Texas Tech | | | | DNP | | | | | | | |
| (5) Houston | 2 | 0-0 | 0-0 | 0-0 | 0-0-0 | 0 | 0 | 0 | 0 | 0 | 0 |
| (10) Iowa State | 16 | 1-2 | 0-1 | 1-1 | 0-0-0 | 1 | 2 | 1 | 0 | 0 | 3 |
| at UCF | 15 | 2-4 | 1-2 | 0-0 | 0-1-1 | 1 | 1 | 0 | 0 | 0 | 5 |
| Oklahoma State | 8 | 0-1 | 0-1 | 0-0 | 0-0-0 | 0 | 1 | 0 | 0 | 0 | 0 |
| at TCU | | | | DNP | | | | | | | |
| at (1) Houston | | | | DNP | | | | | | | |
| Kansas State | | | | DNP | | | | | | | |
| at Oklahoma | | | | DNP | | | | | | | |

2023-24 SEASON

| | | |
|----------------------------------|-------------|-------------------------------------|
| 19 vs. FGCU, 12/3/23 | Pts | 23 at Minnesota, 12/25/20 |
| 5 vs. Detroit Mercy, 11/10/23 | FG Made | 8 vs. North Carolina, 12/8/20 |
| 8, 2x, last vs. Bryant, 12/12/23 | FG Atts | 12, 2x, last vs. Texas A&M, 1/21/23 |
| 5 vs. FGCU, 12/3/23 | 3PT-FG Made | 5, 4x, last vs. FGCU, 12/3/23 |
| 7 vs. Bryant, 12/12/23 | 3PT-FG Atts | 10 vs. Texas A&M, 1/21/23 |
| 2 vs. Georgia Tech, 11/22/23 | FT Made | 6, 3x, last vs. Howard, 11/7/22 |
| 3 vs. Georgia Tech, 11/22/23 | FT Atts | 8 vs. Cincinnati, 12/21/19 |
| 2, 2x, last vs. NKU, 11/19/23 | Rebs | 5 vs. Oral Roberts, 11/15/19 |
| 7 vs. Stetson, 12/22/23 | Assts | 7 vs. Stetson, 12/22/23 |
| 2 vs. UIC, 11/6/23 | Stls | 4 vs. S.C. State, 11/17/22 |
| 1 vs. UIC, 11/6/23 | Blks | 1, 10x, last vs. UIC, 11/6/23 |
| 33 vs. Stetson, 12/22/23 | Mins | 39 at Minnesota, 12/25/20 |

MISCELLANEOUS STATISTICS

| CATEGORY | 19-20 | 20-21 | 21-22 | 22-23 | 23-24 | CAREER |
|--------------------------------|-------|-------|-------|-------|-------|--------|
| Double-Figure Scoring Games | 13 | 6 | - | 10 | 5 | 34 |
| Double-Figure Rebounding Games | 0 | 0 | - | 0 | 0 | 0 |
| Double-Double Games | 0 | 0 | - | 0 | 0 | 0 |
| 20-Point Scoring Games | 3 | 2 | - | 1 | 0 | 6 |
| Games Led UC in Scoring | - | - | - | - | 2 | 2 |
| Games Led UC in Rebounding | - | - | - | - | - | - |
| Games Led UC in Assists | - | - | - | - | 1 | 1 |
| Games With 3+ Assists | 14 | 7 | - | 6 | 3 | 30 |
| Games With 3+ Blocks | 0 | 0 | - | 0 | 0 | 0 |
| Games With 3+ Steals | 0 | 0 | - | 1 | 0 | 1 |
| Games With 3+ Three-Pointers | 6 | 6 | - | 6 | 4 | 22 |

CAREER STATISTICS

| YEAR | GP-GS | MIN-AVG | TOTAL FG-FGA | PCT | 3-PTERS FG-FGA | PCT | FT-FTA | PCT | REBOUNDS PCTOFF-DEF-TOT | AVG | PF-FO | AST | TO | BLK | STL | PTS-AVG |
|---------------|--------------|------------------|----------------|-------------|----------------|-------------|---------------|-------------|-------------------------|------------|--------------|------------|-----------|-----------|-----------|----------------|
| 2018-19^ | | | | | | | | | REDSHIRTED | | | | | | | |
| 2019-20^ | 25-25 | 715-28.6 | 87-180 | .483 | 47-102 | .461 | 35-44 | .795 | 16-32-48 | 1.9 | 43-0 | 69 | 32 | 5 | 17 | 256-10.2 |
| 2020-21^ | 27-27 | 666-24.7 | 72-152 | .474 | 36-76 | .474 | 23-34 | .676 | 5-24-29 | 1.1 | 25-0 | 52 | 10 | 4 | 10 | 203-7.5 |
| 2021-22& | | | | | | | | | DNP - MEDICAL REDSHIRT | | | | | | | |
| 2022-23& | 27-15 | 601-22.3 | 54-154 | .351 | 34-107 | .318 | 22-24 | .917 | 6-15-21 | 0.8 | 30-0 | 41 | 14 | 0 | 14 | 164-6.1 |
| 2023-24 | 15-10 | 309-20.6 | 30-72 | .417 | 23-54 | .426 | 8-11 | .727 | 4-11-15 | 1.0 | 18-0 | 23 | 5 | 1 | 3 | 91-6.1 |
| TOTALS | 94-77 | 2292-24.4 | 243-558 | .435 | 140-339 | .413 | 88-113 | .779 | 31-82-113 | 1.2 | 116-0 | 185 | 61 | 10 | 44 | 714-7.6 |

^Iowa, &Kentucky



#10 JOSH REED

GUARD • 6-7 • 220 • SOPHOMORE • ATLANTA, GA. (PACE ACADEMY)

- 19 minutes against K-State was his most in any conference game for his career
- Defensive specialist who led UC with +25 off bench against Evansville, playing most of second half and pulling them from 58 percent shooting to 22 percent in that period
- Career-highs of 12 boards in 25 minutes against Detroit Mercy
- Mother, Chenoah (formerly Turner), led South Fla. in blocked shots in 1989-90
- Graded as top defender in Xavier and Wichita State games, something Wes Miller remarked has been extremely rare for a freshman in his coaching career
- Scored all seven of his Arizona points over final 48 seconds
- Made his collegiate debut at NKU, promptly drawing a three-point play and connecting on a corner three; was potentially going to redshirt
- Expected to see playing time with John Newman III's extended injury leave, combining with Skillings and Hensley around the three-spot
- Member of the Rivals Top 150
- Two-time state champion, arriving on scene early as Freshman of the Year

2023-24 (SOPHOMORE SEASON)

| Opponent | Min | FG-FGA | 3FG-FGA | FT-FTA | Off-Def-Tot | PF | A | TO | Blk | Stl | Pts |
|--------------------|-----|--------|---------|--------|-------------|----|---|----|-----|-----|-----|
| UIC | 10 | 0-1 | 0-1 | 0-0 | 0-0-0 | 0 | 0 | 0 | 0 | 0 | 0 |
| Detroit Mercy | 25 | 2-7 | 1-4 | 0-2 | 5-7-12 | 1 | 4 | 3 | 0 | 0 | 5 |
| Eastern Washington | 10 | 1-2 | 0-1 | 0-0 | 0-0-0 | 1 | 0 | 0 | 0 | 1 | 2 |
| Northern Kentucky | 7 | 1-2 | 1-1 | 0-0 | 0-0-0 | 2 | 1 | 0 | 0 | 0 | 3 |
| Georgia Tech | 12 | 1-3 | 1-2 | 0-0 | 0-1-1 | 0 | 0 | 0 | 0 | 0 | 3 |
| at Howard | | | | DNP | | | | | | | |
| Florida Gulf Coast | 11 | 2-5 | 0-2 | 0-0 | 3-2-5 | 0 | 0 | 0 | 0 | 0 | 4 |
| at Xavier | 0+ | 0-0 | 0-0 | 0-0 | 0-0-0 | 0 | 0 | 1 | 0 | 0 | 0 |
| Bryant | 1 | 0-0 | 0-0 | 2-2 | 0-1-1 | 0 | 1 | 0 | 0 | 0 | 2 |
| vs. Dayton | | | | DNP | | | | | | | |
| Merrimack | 7 | 1-2 | 1-2 | 0-0 | 0-4-4 | 0 | 0 | 0 | 0 | 0 | 3 |
| Stetson | 10 | 0-0 | 0-0 | 0-0 | 0-2-2 | 1 | 1 | 0 | 0 | 0 | 0 |
| Evansville | 17 | 2-3 | 2-3 | 0-0 | 1-3-4 | 4 | 2 | 0 | 1 | 0 | 6 |
| at (12) BYU | 17 | 1-2 | 1-1 | 0-0 | 0-1-1 | 0 | 0 | 1 | 0 | 2 | 3 |
| (25) Texas | 17 | 2-3 | 2-2 | 0-0 | 0-2-2 | 0 | 1 | 0 | 0 | 0 | 6 |
| at (14) Baylor | 14 | 0-1 | 0-1 | 0-0 | 0-1-1 | 0 | 1 | 1 | 0 | 2 | 0 |
| (19) TCU | 17 | 1-3 | 0-2 | 0-0 | 0-3-3 | 0 | 0 | 1 | 0 | 0 | 2 |
| (15) Oklahoma | 12 | 0-2 | 0-2 | 4-5 | 0-0-0 | 2 | 1 | 1 | 0 | 0 | 4 |
| at (7) Kansas | 7 | 0-0 | 0-0 | 0-0 | 0-2-2 | 4 | 0 | 0 | 0 | 1 | 0 |
| UCF | 10 | 0-0 | 0-0 | 0-0 | 1-0-1 | 1 | 1 | 1 | 0 | 0 | 0 |
| at West Virginia | 9 | 1-2 | 0-1 | 0-0 | 0-2-2 | 0 | 0 | 0 | 0 | 1 | 2 |
| at (15) Texas Tech | 9 | 0-0 | 0-0 | 0-0 | 0-0-0 | 4 | 0 | 0 | 0 | 0 | 0 |
| (5) Houston | 0+ | 0-0 | 0-0 | 0-0 | 0-0-0 | 0 | 0 | 0 | 0 | 0 | 0 |
| (10) Iowa State | 2 | 0-0 | 0-0 | 0-0 | 0-0-0 | 2 | 0 | 0 | 0 | 0 | 0 |
| at UCF | 14 | 1-3 | 1-2 | 0-0 | 3-0-3 | 0 | 1 | 0 | 0 | 1 | 3 |
| Oklahoma State | 14 | 3-6 | 0-3 | 0-0 | 2-1-3 | 0 | 0 | 2 | 0 | 2 | 6 |
| at TCU | 11 | 0-0 | 0-0 | 0-0 | 0-2-2 | 1 | 0 | 1 | 0 | 1 | 0 |
| at (1) Houston | 7 | 0-2 | 0-2 | 0-0 | 0-2-2 | 1 | 0 | 1 | 1 | 0 | 0 |
| Kansas State | 19 | 1-1 | 1-1 | 0-0 | 1-2-3 | 2 | 0 | 0 | 1 | 1 | 3 |
| at Oklahoma | 12 | 0-1 | 0-0 | 0-0 | 1-1-2 | 0 | 0 | 1 | 1 | 0 | 0 |



SEASON & CAREER STATISTICS

| 2023-24 SEASON | | | CAREER | |
|--------------------------------------|-------------|--------------------------------------|------------------------|--|
| 6, 2x, last vs. Okla. State, 2/21/24 | Pts | | 10 vs. Bryant, 12/4/22 | |
| 3 vs. Oklahoma State, 2/21/24 | FG Made | | 4 vs. Bryant, 12/4/22 | |
| 7 vs. Detroit Mercy, 11/10/23 | FG Atts | 5, 2x, last vs. Miami, 12/14/22 | | |
| 2, 2x, last vs. Texas, 1/9/24 | 3PT-FG Made | 3 vs. ECU, 1/11/23 | | |
| 4 vs. Detroit Mercy, 11/10/23 | 3PT-FG Atts | 3 vs. ECU, 1/11/23 | | |
| 4 vs. Oklahoma, 1/20/24 | FT Made | 2 vs. Ohio State, 11/22/22 | | |
| 5 vs. Oklahoma, 1/20/24 | FT Atts | 2, 2x, last vs. Ohio State, 11/22/22 | | |
| 12 vs. Detroit Mercy, 11/10/23 | Rebs | 12 vs. Detroit Mercy, 11/10/23 | | |
| 4 vs. Detroit Mercy, 11/10/23 | Assts | 4 vs. Detroit Mercy, 11/10/23 | | |
| 2, 3x, last vs. Okla. State, 2/21/24 | Stls | 2, 2x, last at Baylor, 1/13/24 | | |
| 1, 3x, last vs. Kansas State, 3/2/24 | Blks | 2 vs. Bryant, 12/4/22 | | |
| 25 vs. Detroit Mercy, 11/10/23 | Mins | 25 vs. Detroit Mercy, 11/10/23 | | |

MISCELLANEOUS STATISTICS

| CATEGORY | 2022-23 | 2023-24 | CAREER |
|--------------------------------|---------|---------|--------|
| Double-Figure Scoring Games | 1 | 0 | 1 |
| Double-Figure Rebounding Games | 0 | 1 | 1 |
| Double-Double Games | 0 | 0 | 0 |
| 20-Point Scoring Games | 0 | 0 | 0 |
| Games Led Team in Scoring | 0 | 0 | 0 |
| Games Led Team in Rebounding | 1 | 1 | 2 |
| Games Led Team in Assists | 0 | 0 | 0 |
| Games With 3+ Assists | 0 | 1 | 1 |
| Games With 3+ Blocks | 0 | 0 | 0 |
| Games With 3+ Steals | 0 | 0 | 0 |
| Games With 3+ Three-Pointers | 1 | 0 | 1 |

CAREER STATISTICS

| YEAR | GP-GS | MIN7-AVG | TOTAL | | 3-PTERS | | FT-FTA | REBOUNDS | | | PF-FO | AST | TO | BLK | STL | PTS-AVG |
|---------|-------|----------|--------|------|---------|------|--------|----------|-------------|-----|-------|-----|----|-----|-----|---------|
| | | | FG-FGA | PCT | FG-FGA | PCT | | PCT | OFF-DEF-TOT | AVG | | | | | | |
| 2022-23 | 29-0 | 233-8.0 | 15-44 | .341 | 10-25 | .400 | 3-8 | .375 | 19-30-49 | 1.7 | 13-0 | 7 | 6 | 6 | 2 | 43-1.5 |
| 2023-24 | 28-0 | 301-10.7 | 20-51 | .392 | 11-33 | .333 | 6-9 | .667 | 17-39-56 | 2.0 | 26-0 | 14 | 14 | 4 | 12 | 57-2.0 |
| TOTALS | 57-0 | 534-9.4 | 35-95 | .368 | 21-58 | .362 | 9-17 | .529 | 36-69-105 | 1.8 | 39-0 | 21 | 20 | 10 | 14 | 100-1.8 |



#11 C.J. ANTHONY

GUARD • 6-0 • 195 • JUNIOR • COLUMBUS, OHIO (PUTNAM SCIENCE ACADEMY)

- Walk-on
- Has earned recognition in offseason for improvement; could see more minutes
- Was only freshman on last season's team

2023-24 (JUNIOR SEASON)

| Opponent | Min | FG-FGA | 3FG-FGA | FT-FTA | Off-Def-Tot | PF | A | TO | Blk | Stl | Pts |
|--------------------|-----|--------|---------|--------|-------------|----|---|----|-----|-----|-----|
| UIC | | | | DNP | | | | | | | |
| Detroit Mercy | 8 | 2-5 | 0-1 | 0-0 | 2-2-4 | 1 | 1 | 1 | 0 | 0 | 4 |
| Eastern Washington | | | | DNP | | | | | | | |
| Northern Kentucky | 1 | 0-0 | 0-0 | 0-0 | 0-0-0 | 0 | 0 | 0 | 0 | 0 | 0 |
| Georgia Tech | 7 | 0-3 | 0-3 | 3-4 | 1-1-2 | 0 | 1 | 0 | 0 | 0 | 3 |
| at Howard | | | | DNP | | | | | | | |
| Florida Gulf Coast | 5 | 2-4 | 2-4 | 2-2 | 0-1-1 | 0 | 0 | 0 | 0 | 1 | 8 |
| at Xavier | | | | DNP | | | | | | | |
| Bryant | 1 | 0-1 | 0-0 | 0-0 | 0-0-0 | 0 | 0 | 0 | 0 | 0 | 0 |
| vs. Dayton | | | | DNP | | | | | | | |
| Merrimack | | | | DNP | | | | | | | |
| Stetson | | | | DNP | | | | | | | |
| Evansville | | | | DNP | | | | | | | |
| at (12) BYU | | | | DNP | | | | | | | |
| (25) Texas | | | | DNP | | | | | | | |
| at (14) Baylor | | | | DNP | | | | | | | |
| (19) TCU | | | | DNP | | | | | | | |
| (15) Oklahoma | 0+ | 0-0 | 0-0 | 0-0 | 0-0-0 | 0 | 0 | 0 | 0 | 0 | 0 |
| at (7) Kansas | | | | DNP | | | | | | | |
| UCF | | | | DNP | | | | | | | |
| at West Virginia | | | | DNP | | | | | | | |
| at (15) Texas Tech | | | | DNP | | | | | | | |
| (5) Houston | | | | DNP | | | | | | | |
| (10) Iowa State | | | | DNP | | | | | | | |
| at UCF | | | | DNP | | | | | | | |
| Oklahoma State | | | | DNP | | | | | | | |
| at TCU | 2 | 0-0 | 0-0 | 0-0 | 0-0-0 | 0 | 0 | 1 | 0 | 0 | 0 |
| at (1) Houston | | | | DNP | | | | | | | |
| Kansas State | | | | DNP | | | | | | | |
| at Oklahoma | | | | DNP | | | | | | | |



SEASON & CAREER STATISTICS

2023-24 SEASON

| | Pts | CAREER |
|--|-------------|--|
| 8 vs. FGCU, 12/3/23 | | 8 vs. FGCU, 12/3/23 |
| 2, 2x, last vs. FGCU, 12/3/23 | FG Made | 2, 2x, last vs. FGCU, 12/3/23 |
| 5 vs. Detroit Mercy, 11/10/23 | FG Atts | 5 vs. Detroit Mercy, 11/10/23 |
| 2 vs. FGCU, 12/3/23 | 3PT-FG Made | 2 vs. FGCU, 12/3/23 |
| 4 vs. FGCU, 12/3/23 | 3PT-FG Atts | 4 vs. FGCU, 12/3/23 |
| 3 vs. Georgia Tech, 11/22/23 | FT Made | 3 vs. Georgia Tech, 11/22/23 |
| 4 vs. Georgia Tech, 11/22/23 | FT Atts | 4 vs. Georgia Tech, 11/22/23 |
| 4 vs. Detroit Mercy, 11/10/23 | Rebs | 4 vs. Detroit Mercy, 11/10/23 |
| 1, 2x, last vs. Georgia Tech, 11/22/23 | Assts | 1, 6x, last vs. Georgia Tech, 11/22/23 |
| 1 vs. FGCU, 12/3/23 | Stls | 1 vs. FGCU, 12/3/23 |
| -- | Blks | -- |
| 8 vs. Detroit Mercy, 11/10/23 | Mins | 8 vs. Detroit Mercy, 11/10/23 |

MISCELLANEOUS STATISTICS

| CATEGORY | 2021-22 | 2022-23 | 2023-24 | CAREER |
|--------------------------------|---------|---------|---------|--------|
| Double-Figure Scoring Games | 0 | 0 | 0 | 0 |
| Double-Figure Rebounding Games | 0 | 0 | 0 | 0 |
| Double-Double Games | 0 | 0 | 0 | 0 |
| 20-Point Scoring Games | 0 | 0 | 0 | 0 |
| Games Led Team in Scoring | 0 | 0 | 0 | 0 |
| Games Led Team in Rebounding | 0 | 0 | 0 | 0 |
| Games Led Team in Assists | 0 | 0 | 0 | 0 |
| Games With 3+ Assists | 0 | 0 | 0 | 0 |
| Games With 3+ Blocks | 0 | 0 | 0 | 0 |
| Games With 3+ Steals | 0 | 0 | 0 | 0 |
| Games With 3+ Three-Pointers | 0 | 0 | 0 | 0 |

CAREER STATISTICS

| YEAR | GP-GS | MIN-AVG | TOTAL FG-FGA | PCT | 3-PTERS FG-FGA | PCT | FT-FTA | PCT | REBOUNDS PCTOFF-DEF-TOT | AVG | PF-FO | AST | TO | BLK | STL | PTS-AVG |
|---------------|-------------|---------------|--------------|-------------|----------------|-------------|-------------|-----|-------------------------|----------------|------------|------------|----------|----------|----------|---------------|
| 2021-22 | 10-0 | 15-1.5 | 2-9 | .222 | 1-7 | .143 | 1-4 | | .250 | 2-2-4 | 0.4 | 0-0 | 2 | 1 | 0 | 6-0.6 |
| 2022-23 | 14-0 | 26-1.9 | 2-6 | .333 | 1-4 | .250 | 2-4 | | .500 | 0-4-4 | 0.3 | 4-0 | 3 | 2 | 0 | 7-0.5 |
| 2023-24 | 7-0 | 24-3.5 | 4-13 | .308 | 2-8 | .250 | 5-6 | | .833 | 3-4-7 | 1.0 | 1-0 | 2 | 2 | 0 | 15-2.1 |
| TOTALS | 31-0 | 66-2.1 | 8-28 | .286 | 4-19 | .211 | 8-14 | | .571 | 5-10-15 | 0.5 | 5-0 | 7 | 5 | 0 | 28-0.9 |



#13 JAMILLE REYNOLDS

FORWARD • 6-11 • 265 • SENIOR • ST. PETERSBURG, FLA. (TEMPLE)

- Had made 13-of-14 free-throw attempts over recent 4-game span (92.9 percent)
- The Houston home game was one of his best Big 12 performances, and it came in front of several family members sitting behind the bench
- Made season debut vs. Dayton (Dec. 16) following NCAA federal court ruling
- Boasts highest max vert touch on team at 12'4"
- Coach Miller refers to him as "one of the best frontcourt passers I've coached"
- Elite body transformation includes cutting 45 pounds following his summer arrival
- Averaged 11.5 ppg on 10-of-14 shooting in two games against Cincinnati
- Also boasted 14.5 ppg and 9.5 rpg in back-to-back outings against Villanova and Vanderbilt
- All three of his college coaches have elite resumes: Johnny Dawkins (UCF) was National Player of the Year at Duke, Aaron McKie played 14 years in the NBA, and Wes Miller won an NCAA title as a player

2023-24 (SENIOR SEASON)

| Opponent | Min | FG-FGA | 3FG-FGA | FT-FTA | Off-Def-Tot | PF | A | TO | Blk | Stl | Pts |
|--|-----|--------|---------|--------|-------------|----|---|----|-----|-----|-----|
| Made Cincinnati debut Dec. 16 vs. Dayton following NCAA ruling | | | | | | | | | | | |
| vs. Dayton | 8 | 1-5 | 0-0 | 2-2 | 1-1-2 | 0 | 0 | 0 | 0 | 0 | 4 |
| Merrimack | 14 | 3-9 | 0-0 | 1-3 | 6-5-11 | 2 | 1 | 3 | 0 | 0 | 7 |
| Stetson | 20 | 5-7 | 1-1 | 3-4 | 2-2-4 | 2 | 1 | 3 | 0 | 0 | 14 |
| Evansville* | 18 | 2-6 | 0-1 | 0-0 | 0-6-6 | 1 | 0 | 0 | 1 | 1 | 4 |
| at (12) BYU | 5 | 0-2 | 0-0 | 0-0 | 0-0-0 | 1 | 1 | 0 | 0 | 1 | 0 |
| (25) Texas | 18 | 5-6 | 0-1 | 1-3 | 1-2-3 | 2 | 0 | 1 | 2 | 0 | 11 |
| at (14) Baylor | 21 | 3-6 | 0-0 | 1-4 | 0-6-6 | 3 | 0 | 2 | 1 | 0 | 7 |
| (19) TCU | 8 | 0-1 | 0-0 | 0-0 | 1-1-2 | 1 | 0 | 1 | 0 | 0 | 0 |
| (15) Oklahoma | 13 | 3-4 | 0-0 | 0-0 | 1-1-2 | 0 | 0 | 1 | 0 | 0 | 6 |
| at (7) Kansas | 11 | 2-4 | 0-0 | 2-2 | 1-2-3 | 1 | 0 | 1 | 0 | 0 | 6 |
| UCF | 6 | 0-1 | 0-0 | 0-0 | 1-1-2 | 0 | 0 | 1 | 0 | 0 | 0 |
| at West Virginia | 10 | 2-4 | 0-1 | 0-0 | 1-2-3 | 2 | 1 | 0 | 2 | 0 | 4 |
| at (15) Texas Tech | 10 | 2-3 | 0-0 | 0-0 | 0-3-3 | 3 | 1 | 0 | 0 | 0 | 4 |
| (5) Houston | 19 | 2-5 | 0-0 | 4-6 | 2-2-4 | 1 | 2 | 1 | 0 | 0 | 8 |
| (10) Iowa State | 21 | 2-4 | 0-0 | 1-2 | 1-5-6 | 3 | 0 | 2 | 2 | 0 | 5 |
| at UCF | 14 | 2-3 | 0-0 | 2-2 | 3-6-9 | 1 | 0 | 1 | 0 | 0 | 6 |
| Oklahoma State | 17 | 3-5 | 0-1 | 4-4 | 2-2-4 | 1 | 0 | 2 | 1 | 0 | 10 |
| at TCU | 14 | 3-4 | 0-0 | 3-4 | 0-3-3 | 3 | 0 | 0 | 1 | 0 | 9 |
| at (1) Houston | 17 | 1-2 | 0-0 | 4-4 | 3-4-7 | 3 | 0 | 1 | 0 | 0 | 6 |
| Kansas State | 11 | 1-5 | 0-0 | 2-5 | 1-0-1 | 4 | 0 | 0 | 2 | 0 | 4 |
| at Oklahoma | 18 | 2-4 | 0-0 | 2-2 | 3-3-6 | 4 | 0 | 2 | 0 | 0 | 6 |



SEASON & CAREER STATISTICS

2023-24 SEASON

| | | |
|---------------------------------------|-------------|------------------------------------|
| 14 vs. Stetson, 12/22/23 | Pts | 21 vs. St. John's, 11/21/22 |
| 5, 2x, last vs. Texas, 1/9/24 | FG Made | 8 vs. St. John's, 11/21/22 |
| 9 vs. Merrimack, 12/19/23 | FG Atts | 12, 2x, last vs. Rutgers, 11/18/22 |
| 1 vs. Stetson, 12/22/23 | 3PT-FG Made | 1, 2x, last vs. Stetson, 12/22/23 |
| 1, 2x, last vs. Texas, 1/9/24 | 3PT-FG Atts | 1, 3x, last vs. Stetson, 12/22/23 |
| 4, 3x, last at Houston, 2/27/24 | FT Made | 5, 3x, last vs. Houston, 2/5/23 |
| 6 vs. Houston, 2/10/24 | FT Atts | 7, 3x, last at Cincinnati, 2/22/23 |
| 11 vs. Merrimack, 12/19/23 | Rebs | 12 vs. Villanova, 11/11/22 |
| 1, 3x, last at BYU, 1/6/24 | Assts | 3 vs. South Florida, 1/25/23 |
| 1, 2x, last at BYU, 1/6/24 | Stls | 2, 5x, last at Tulane, 3/5/23 |
| 2, 2x, last at West Virginia, 1/31/24 | Blks | 5 at Tulane, 3/5/23 |
| 21 at Baylor, 1/13/24 | Mins | 31 vs. Rutgers, 11/18/22 |


MISCELLANEOUS STATISTICS

| CATEGORY | 20-21 | 21-22 | 22-23 | 23-24 | CAREER |
|--------------------------------|-------|-------|-------|-------|--------|
| Double-Figure Scoring Games | 3 | 1 | 12 | 2 | 18 |
| Double-Figure Rebounding Games | 0 | 0 | 1 | 1 | 2 |
| Double-Double Games | 0 | 0 | 1 | 0 | 1 |
| 20-Point Scoring Games | 0 | 0 | 1 | 0 | 1 |
| Games Led UC in Scoring | - | - | - | - | - |
| Games Led UC in Rebounding | - | - | - | 2 | 2 |
| Games Led UC in Assists | - | - | - | - | - |
| Games With 3+ Assists | 0 | 0 | 1 | 0 | 1 |
| Games With 3+ Blocks | 1 | 0 | 1 | 0 | 2 |
| Games With 3+ Steals | 0 | 0 | 0 | 0 | 0 |
| Games With 3+ Three-Pointers | 0 | 0 | 0 | 0 | 0 |

CAREER STATISTICS

| YEAR | GP-GS | MIN-AVG | TOTAL FG-FGA | PCT | 3-PTERS FG-FGA | PCT | FT-FTA | PCT | REBOUNDS PCTOFF-DEF-TOT | AVG | PF-FO | AST | TO | BLK | STL | PTS-AVG |
|---------------|--------------|------------------|----------------|-------------|----------------|-------------|----------------|-------------|-------------------------|------------|--------------|-----------|------------|-----------|-----------|----------------|
| 2020-21* | 20-13 | 256-12.8 | 37-76 | .487 | 0-1 | .000 | 26-35 | .743 | 22-36-58 | 2.9 | 36-0 | 6 | 30 | 8 | 4 | 100-5.0 |
| 2021-22* | 25-0 | 242-9.7 | 30-61 | .492 | 1-1 | 1.000 | 24-37 | .649 | 21-29-50 | 2.0 | 31-0 | 4 | 21 | 11 | 5 | 85-3.4 |
| 2022-23# | 22-11 | 439-19.9 | 93-154 | .604 | 1-2 | .500 | 35-58 | .603 | 38-80-118 | 5.4 | 53-1 | 15 | 37 | 24 | 8 | 222-10.1 |
| 2023-24 | 21-1 | 292-13.9 | 44-90 | .489 | 1-5 | .200 | 32-47 | .681 | 30-57-87 | 4.1 | 38-0 | 7 | 22 | 12 | 2 | 121-5.8 |
| TOTALS | 88-25 | 1228-14.0 | 204-381 | .535 | 3-9 | .333 | 117-177 | .661 | 111-202-313 | 3.6 | 158-1 | 32 | 110 | 55 | 19 | 528-6.0 |

*UCF, #Temple



#14 LANDEN LONG

GUARD • 5-11 • 185 • GRAD • MASON, OHIO (OHIO NORTHERN)

- Walk-on; comes to UC following standout four-year career at Ohio Northern
- Pursuing his MBA degree from UC, joining the team in August
- Posted a 35-point scoring effort his junior year against Manchester

2023-24 (GRAD SEASON)

| Opponent | Min | FG-FGA | 3FG-FGA | FT-FTA | Off-Def-Tot | PF | A | TO | Blk | Stl | Pts |
|--------------------|-----|--------|---------|--------|-------------|----|---|----|-----|-----|-----|
| UIC | | | | DNP | | | | | | | |
| Detroit Mercy | 2 | 0-0 | 0-0 | | 0-0-0 | 0 | 0 | 0 | 0 | 0 | 0 |
| Eastern Washington | | | | DNP | | | | | | | |
| Northern Kentucky | | | | DNP | | | | | | | |
| Georgia Tech | 2 | 0-1 | 0-0 | 0-0 | 0-0-0 | 0 | 0 | 0 | 0 | 0 | 0 |
| at Howard | | | | DNP | | | | | | | |
| Florida Gulf Coast | 2 | 0-0 | 0-0 | 0-0 | 0-0-0 | 0 | 0 | 0 | 0 | 0 | 0 |
| at Xavier | | | | DNP | | | | | | | |
| Bryant | | | | DNP | | | | | | | |
| vs. Dayton | | | | DNP | | | | | | | |
| Merrimack | | | | DNP | | | | | | | |
| Stetson | | | | DNP | | | | | | | |
| Evansville | | | | DNP | | | | | | | |
| at (12) BYU | | | | DNP | | | | | | | |
| (25) Texas | | | | DNP | | | | | | | |
| at (14) Baylor | | | | DNP | | | | | | | |
| (19) TCU | | | | DNP | | | | | | | |
| (15) Oklahoma | | | | DNP | | | | | | | |
| at (7) Kansas | | | | DNP | | | | | | | |
| UCF | | | | DNP | | | | | | | |
| at West Virginia | | | | DNP | | | | | | | |
| at (15) Texas Tech | | | | DNP | | | | | | | |
| (5) Houston | | | | DNP | | | | | | | |
| (10) Iowa State | | | | DNP | | | | | | | |
| at UCF | | | | DNP | | | | | | | |
| Oklahoma State | | | | DNP | | | | | | | |
| at TCU | | | | DNP | | | | | | | |
| at (1) Houston | | | | DNP | | | | | | | |
| Kansas State | | | | DNP | | | | | | | |
| at Oklahoma | | | | DNP | | | | | | | |



SEASON & CAREER STATISTICS

2023-24 SEASON

| | Pts | Career |
|--|-------------|------------------------------------|
| 24 vs. Baldwin-Wallace, 1/15/23 | 35 | at Manchester, 11/16/21 |
| 8, 2× (last vs. Bald.-Wall., 1/15/23) | FG Made | 13 at Manchester, 11/16/21 |
| 13, 4× (last vs. Otterbein, 1/22/23) | FG Atts | 20 at Manchester, 11/16/21 |
| 4, 2× (last vs. Otterbein, 1/22/23) | 3PT-FG Made | 6 at Manchester, 11/16/21 |
| 9, 2× (last vs. Marietta, 1/18/23) | 3PT-FG Atts | 9, 2× (last vs. Marietta, 1/18/23) |
| 6 vs. Otterbein, 1/22/23 | FT Made | 6 vs. Otterbein, 1/22/23 |
| 7 vs. Otterbein, 1/22/23 | FT Atts | 7 vs. Otterbein, 1/22/23 |
| 7 vs. Purdue-Fort Wayne, 11/24/22 | Rebs | 7 vs. Purdue-Fort Wayne, 11/24/22 |
| 4 at Mount Union, 12/7/22 | Assts | 6 at Buffalo State, 11/19/21 |
| 4 at Denison, 11/15/22 | Stls | 4 at Denison, 11/15/22 |
| -- | Blks | 1 vs. Heidelberg, 2/20/21 |
| 37, 2× (last vs. Bald.-Wall., 1/15/23) | Mins | 44 at Buffalo State, 11/19/21 |

MISCELLANEOUS STATISTICS

| CATEGORY | 19-20 | 20-21 | 21-22 | 22-23 | CAREER |
|--------------------------------|-------|-------|-------|-------|--------|
| Double-Figure Scoring Games | | | | | |
| Double-Figure Rebounding Games | | | | | |
| Double-Double Games | | | | | |
| 20-Point Scoring Games | | | | | |
| Games Led Team in Scoring | | | | | |
| Games Led Team in Rebounding | | | | | |
| Games Led Team in Assists | | | | | |
| Games With 3+ Assists | | | | | |
| Games With 3+ Blocks | | | | | |
| Games With 3+ Steals | | | | | |
| Games With 3+ 3-Pointers | | | | | |

CAREER STATISTICS

| YEAR | GP-GS | MIN-AVG | FG-FGA | PCT | 3-PTERS | FG-FGA | PCT | FT-FTA | PCT | REBOUNDS | PCT | PF-FO | AST | TO | BLK | STL | PTS-AVG |
|---------------|--------------|------------------|----------------|-------------|----------------|-------------|-----|----------------|-------------|-------------------|------------|--------------|------------|------------|----------|-----------|-----------------|
| 2019-20* | 25-21 | 739-29.5 | 93-233 | .399 | 37-127 | .291 | | 51-61 | .836 | 11-54-65 | 2.6 | 29-0 | 32 | 42 | 0 | 18 | 274-11.0 |
| 2020-21* | 12-12 | 363-30.2 | 39-92 | .424 | 17-45 | .378 | | 38-46 | .826 | 7-20-27 | 2.3 | 15-0 | 12 | 18 | 1 | 11 | 133-11.1 |
| 2021-22* | 23-20 | 629-27.3 | 83-190 | .437 | 31-91 | .341 | | 25-37 | .676 | 14-44-58 | 2.5 | 37-0 | 48 | 39 | 0 | 16 | 222-9.7 |
| 2022-23* | 24-23 | 595-24.8 | 93-219 | .425 | 33-85 | .388 | | 42-53 | .792 | 10-43-53 | 2.2 | 30-1 | 41 | 32 | 0 | 20 | 261-10.9 |
| 2023-24 | 3-0 | 6-2.0 | 0-1 | .000 | 0-0 | .000 | | 0-0 | .000 | 0-0-0 | 0.0 | 0-0 | 0 | 0 | 0 | 0 | 0-0.0 |
| TOTALS | 87-76 | 2331-26.8 | 308-735 | .419 | 118-348 | .339 | | 156-197 | .792 | 42-161-203 | 2.3 | 111-1 | 133 | 131 | 1 | 65 | 890-10.2 |

*Ohio Northern



#15 JOHN NEWMAN III

GUARD • 6-5 • 215 • GRAD STUDENT • GREENSBORO, N.C. (CLEMSON)

- Game-time decision to play at Texas Tech following rib/midsection injury late at West Virginia; scored 11 points and held Pop Isaacs to 5-of-19 shooting in win
- 20 points in OT win over No. 19 TCU were his most as a Bearcat
- Boasts 10.3 FG% increase from last season (2021-22)
- Opened season with posterizing dunks in each of first four games
- Earned master's degree from UC after completing his Clemson studies in three years; one of six active players nationally with his master's degree
- Described by Miller as heart and soul of the team, with his early 2022-23 injury turning out to be a major blow to the team that took a while to overcome
- 2022-23 teammate Landers Nolley, a former rival in the ACC and AAC, said last year "every day I wake up knowing I have to go against him, I know it's gonna be a bad day"
- Named to NABC Honors Court this summer following final season at Clemson
- Suffered injury during 2020 ACC Tournament prior to its COVID cancellation
- Named to NABC Honors Court in summer following final season at Clemson
- Attended Greensboro Day School; has known Wes Miller since seventh grade
- Father played at James Madison; distant cousin, Johnny Newman, played at Richmond and then NBA for 17 years

2023-24 (GRAD/SIXTH SEASON)

| Opponent | Min | FG-FGA | 3FG-FGA | FT-FTA | Off-Def-Tot | PF | A | TO | Blk | Stl | Pts |
|---------------------|-----|--------|---------|--------|-------------|----|---|----|-----|-----|-----|
| UIC* | 27 | 3-5 | 0-1 | 0-0 | 1-2-3 | 1 | 1 | 0 | 0 | 2 | 6 |
| Detroit Mercy* | 20 | 4-7 | 3-5 | 2-4 | 2-6-8 | 0 | 3 | 0 | 0 | 0 | 13 |
| Eastern Washington* | 31 | 3-5 | 2-2 | 2-4 | 1-4-5 | 4 | 2 | 2 | 0 | 1 | 10 |
| Northern Kentucky* | 26 | 4-7 | 0-1 | 1-1 | 0-3-3 | 1 | 0 | 1 | 1 | 3 | 9 |
| Georgia Tech* | 21 | 4-8 | 1-4 | 3-4 | 1-2-3 | 3 | 0 | 1 | 0 | 0 | 12 |
| at Howard* | 34 | 4-7 | 0-2 | 3-3 | 3-3-6 | 3 | 2 | 1 | 0 | 1 | 11 |
| Florida Gulf Coast* | 25 | 3-7 | 1-1 | 0-0 | 1-3-4 | 2 | 3 | 1 | 0 | 1 | 7 |
| at Xavier* | 30 | 7-10 | 1-2 | 3-4 | 3-5-8 | 3 | 2 | 2 | 0 | 1 | 18 |
| Bryant* | 23 | 3-8 | 0-2 | 5-6 | 2-3-5 | 3 | 2 | 1 | 1 | 2 | 11 |
| vs. Dayton* | 22 | 1-7 | 0-2 | 2-2 | 2-3-5 | 2 | 2 | 0 | 0 | 2 | 4 |
| Merrimack* | 32 | 1-5 | 0-2 | 0-0 | 1-5-6 | 0 | 2 | 4 | 0 | 3 | 2 |
| Stetson* | 29 | 1-4 | 0-2 | 0-0 | 1-7-8 | 4 | 3 | 1 | 0 | 1 | 2 |
| Evansville* | 30 | 6-8 | 2-3 | 2-2 | 1-1-2 | 1 | 3 | 2 | 2 | 0 | 16 |
| at (12) BYU* | 33 | 4-6 | 0-1 | 0-0 | 1-4-5 | 3 | 1 | 3 | 1 | 3 | 8 |
| (25) Texas* | 30 | 1-6 | 1-2 | 2-3 | 2-4-6 | 2 | 2 | 4 | 0 | 2 | 5 |
| at (14) Baylor* | 34 | 1-4 | 0-1 | 0-0 | 3-4-7 | 2 | 1 | 0 | 0 | 0 | 2 |
| (19) TCU* | 32 | 8-12 | 2-3 | 2-5 | 2-5-7 | 2 | 1 | 1 | 0 | 2 | 20 |
| (15) Oklahoma* | 31 | 5-9 | 2-4 | 2-2 | 0-5-5 | 3 | 1 | 1 | 0 | 3 | 14 |
| at (7) Kansas* | 28 | 4-8 | 0-1 | 3-4 | 1-1-2 | 3 | 0 | 1 | 0 | 1 | 11 |
| UCF* | 35 | 6-10 | 0-1 | 7-9 | 1-6-7 | 4 | 1 | 2 | 0 | 1 | 19 |
| at West Virginia* | 29 | 3-5 | 1-2 | 2-2 | 4-2-6 | 1 | 2 | 1 | 0 | 1 | 9 |
| at (15) Texas Tech* | 33 | 5-9 | 1-4 | 0-0 | 2-3-5 | 4 | 2 | 1 | 0 | 1 | 11 |
| (5) Houston* | 34 | 3-6 | 1-2 | 3-4 | 4-6-10 | 2 | 3 | 2 | 0 | 0 | 10 |
| (10) Iowa State* | 29 | 0-3 | 0-1 | 2-2 | 3-3-6 | 3 | 2 | 1 | 0 | 1 | 2 |
| at UCF* | 30 | 2-5 | 1-3 | 1-2 | 1-4-5 | 3 | 1 | 2 | 0 | 0 | 6 |
| Oklahoma State* | 32 | 3-5 | 0-2 | 1-2 | 1-3-4 | 2 | 0 | 0 | 2 | 1 | 7 |
| at TCU* | 20 | 2-3 | 1-2 | 0-0 | 0-1-1 | 3 | 0 | 2 | 0 | 2 | 5 |
| at (1) Houston* | 24 | 1-6 | 1-2 | 0-0 | 1-3-4 | 1 | 3 | 3 | 0 | 0 | 3 |
| Kansas State* | 29 | 8-12 | 2-3 | 0-1 | 1-2-3 | 2 | 4 | 0 | 0 | 1 | 18 |
| at Oklahoma* | 36 | 6-16 | 2-8 | 1-1 | 1-1-2 | 2 | 0 | 1 | 0 | 2 | 15 |



SEASON & CAREER STATISTICS

| 2023-24 SEASON | Career |
|----------------------------------|---|
| 20 vs. TCU, 1/16/24 | Pts 23 vs. Louisville, 2/15/20 |
| 8, 2x, last vs. K-State, 3/2/24 | FG Made 8, 2x, last vs. K-State, 3/2/24 |
| 12, 2x, last vs. K-State, 3/2/24 | FG Atts 13, 2x (last vs. Maryland, 12/9/20) |
| 3 vs. Detroit Mercy, 11/10/23 | 3PT-FG Made 3, 3x (last at D Mercy, 11/10/23) |
| 5 vs. Detroit Mercy, 11/10/23 | 3PT-FG Atts 7 vs. Syracuse, 1/28/20 |
| 7 vs. UCF, 1/27/24 | FT Made 7, 2x, last vs. UCF, 1/27/24 |
| 9 vs. UCF, 1/27/24 | FT Atts 9 vs. UCF, 1/27/24 |
| 10 vs. Houston, 2/10/24 | Rebs 10, 2x, last vs. Houston, 2/10/24 |
| 4 vs. Kansas State, 3/2/24 | Assts 5, 3x (last vs. ECU, 3/10/22) |
| 3, 3x, last at BYU, 1/6/24 | Stls 4, 4x (last vs. ECU, 1/12/22) |
| 2 vs. Oklahoma State, 2/21/24 | Blks 2, 8x (last vs. Okla. State, 2/21/24) |
| 35 vs. UCF, 1/27/24 | Mins 43 at UNC, 1/11/20 |


MISCELLANEOUS STATISTICS

| CATEGORY | 18-19 | 19-20 | 20-21 | 21-22 | 23-24 | CAREER |
|--------------------------|-------|-------|-------|-------|-------|--------|
| Double-Figure Scoring | 0 | 10 | 3 | 9 | 13 | 35 |
| Double-Figure Rebounding | 0 | 1 | 0 | 0 | 0 | 1 |
| Double-Double Games | 0 | 1 | 0 | 0 | 0 | 1 |
| 20-Point Scoring Games | 0 | 1 | 0 | 0 | 1 | 2 |
| Games Led UC in Scoring | | | | 2 | 2 | 4 |
| Games Led UC in Rebs | | | | 6 | 6 | 12 |
| Games Led UC in Assists | | | | 4 | 1 | 5 |
| Games With 3+ Assists | 0 | 14 | 3 | 9 | 7 | 33 |
| Games With 3+ Blocks | 0 | 0 | 0 | 0 | 0 | 0 |
| Games With 3+ Steals | 0 | 3 | 0 | 2 | 4 | 9 |
| Games With 3+ 3-Pointers | 0 | 1 | 0 | 1 | 1 | 3 |

CAREER STATISTICS

| YEAR | GP-GS | MIN-AVG | TOTAL | PCT | 3-PTERS | PCT | FT-FTA | PCT | OFF-DEF-TOT | AVG | PF-FO | AST | TO | BLK | STL | PTS-AVG |
|--------------|----------------|------------------|----------------|-------------|---------------|-------------|----------------|-------------|--------------------|------------|--------------|------------|------------|-----------|------------|----------------|
| | | | FG-FGA | | FG-FGA | | | | | | | | | | | |
| 2018-19* | 34-1 | 407-12.0 | 28-73 | .384 | 19-45 | .422 | 6-11 | .545 | 15-45-60 | 1.8 | 31-0 | 15 | 19 | 5 | 12 | 71-2.1 |
| 2019-20* | 31-31 | 982-31.7 | 103-234 | .440 | 27-89 | .333 | 61-84 | .726 | 16-106-122 | 3.9 | 58-2 | 68 | 41 | 15 | 31 | 294-9.5 |
| 2020-21* | 22-8 | 342-15.5 | 31-91 | .341 | 8-32 | .250 | 12-13 | .923 | 11-34-45 | 2.0 | 31-0 | 24 | 24 | 3 | 12 | 82-3.7 |
| 2021-22 | 32-31 | 829-25.9 | 83-205 | .405 | 25-75 | .333 | 29-52 | .557 | 44-90-134 | 4.2 | 77-3 | 54 | 33 | 7 | 32 | 220-6.7 |
| 2022-23 | 1-0 | 11-10.6 | 0-0 | .000 | 0-0 | .000 | 0-0 | .000 | 2-0-2 | 2.0 | 1-0 | 0 | 1 | 0 | 1 | 0-0.0 |
| 2023-24 | 30-30 | 867-28.9 | 106-213 | .498 | 25-71 | .352 | 49-67 | .731 | 47-104-151 | 5.0 | 69-0 | 49 | 41 | 7 | 39 | 286-9.5 |
| TOTAL | 150-101 | 3436-22.9 | 351-816 | .430 | 94-295 | .319 | 157-227 | .692 | 135-379-514 | 3.4 | 267-5 | 210 | 159 | 37 | 127 | 953-6.4 |

*Clemson



#21 CHASE KIRKWOOD

GUARD • 6-1 • 190 • JUNIOR • PHOENIX, MD. (ARKANSAS)

- Manager and practice player in 2021-22 season
- Took part in team workouts in Summer 2022 and earned walk-on spot
- Attended Arkansas in 2020-21 academic year
- Suffered injury at Arkansas that prevented him from being cleared to be a walk on at UC last season

2023-24 (JUNIOR SEASON)

| Opponent | Min | FG-FGA | 3FG-FGA | FT-FTA | Off-Def-Tot | PF | A | TO | Blk | Stl | Pts |
|--------------------|-----|--------|---------|--------|-------------|----|---|----|-----|-----|-----|
| UIC | | | | DNP | | | | | | | |
| Detroit Mercy | 2 | 0-0 | 0-0 | 0-0 | 0-0-0 | 0 | 0 | 0 | 0 | 0 | 0 |
| Eastern Washington | | | | DNP | | | | | | | |
| Northern Kentucky | | | | DNP | | | | | | | |
| Georgia Tech | 2 | 0-1 | 0-0 | 0-0 | 0-0-0 | 0 | 0 | 0 | 0 | 0 | 0 |
| at Howard | | | | DNP | | | | | | | |
| Florida Gulf Coast | 2 | 0-0 | 0-0 | 0-0 | 0-0-0 | 0 | 0 | 1 | 0 | 0 | 0 |
| at Xavier | | | | DNP | | | | | | | |
| Bryant | | | | DNP | | | | | | | |
| vs. Dayton | | | | DNP | | | | | | | |
| Merrimack | | | | DNP | | | | | | | |
| Stetson | | | | DNP | | | | | | | |
| Evansville | | | | DNP | | | | | | | |
| at (12) BYU | | | | DNP | | | | | | | |
| (25) Texas | | | | DNP | | | | | | | |
| at (14) Baylor | | | | DNP | | | | | | | |
| (19) TCU | | | | DNP | | | | | | | |
| at (7) Kansas | | | | DNP | | | | | | | |
| UCF | | | | DNP | | | | | | | |
| at West Virginia | | | | DNP | | | | | | | |
| at (15) Texas Tech | | | | DNP | | | | | | | |
| (5) Houston | | | | DNP | | | | | | | |
| (10) Iowa State | | | | DNP | | | | | | | |
| at UCF | | | | DNP | | | | | | | |
| Oklahoma State | | | | DNP | | | | | | | |
| at TCU | 0+ | 0-0 | 0-0 | 0-0 | 0-0-0 | 0 | 0 | 0 | 0 | 0 | 0 |
| at (1) Houston | | | | DNP | | | | | | | |
| Kansas State | | | | DNP | | | | | | | |
| at Oklahoma | | | | DNP | | | | | | | |



SEASON & CAREER STATISTICS

2022-23 SEASON


| | CAREER |
|--------------------------|-------------|
| -- | Pts |
| -- | FG Made |
| 1 vs. Bryant, 12/4/22 | FG Atts |
| -- | 3PT-FG Made |
| 1 vs. Chaminade, 11/7/22 | 3PT-FG Atts |
| -- | FT Made |
| -- | FT Atts |
| -- | Rebs |
| -- | Assts |
| -- | Stls |
| -- | Blks |
| 3 vs. Chaminade, 11/7/22 | Mins |
| 3 vs. Chaminade, 11/7/22 | |

MISCELLANEOUS STATISTICS

| CATEGORY | 2022-23 | CAREER |
|--------------------------------|---------|--------|
| Double-Figure Scoring Games | 0 | 0 |
| Double-Figure Rebounding Games | 0 | 0 |
| Double-Double Games | 0 | 0 |
| 20-Point Scoring Games | 0 | 0 |
| Games Led Team in Scoring | 0 | 0 |
| Games Led Team in Rebounding | 0 | 0 |
| Games Led Team in Assists | 0 | 0 |
| Games With 3+ Assists | 0 | 0 |
| Games With 3+ Blocks | 0 | 0 |
| Games With 3+ Steals | 0 | 0 |
| Games With 3+ Three-Pointers | 0 | 0 |

CAREER STATISTICS

| YEAR | GP-GS | MIN-AVG | TOTAL FG-FGA | PCT | 3-PTERS FG-FGA | PCT | FT-FTA | PCT | OFF-DEF-TOT | AVG | PF-FO | AST | TO | BLK | STL | PTS-AVG |
|---------|-------|---------|--------------|------|----------------|------|--------|------|-------------|-----|-------|-----|----|-----|-----|---------|
| 2021-22 | | | | | | | | | | | | | | | | |
| 2022-23 | 9-0 | 11-1.2 | 0-2 | .000 | 0-1 | .000 | 0-1 | .000 | 0-0-0 | 0.0 | 1-0 | 0 | 0 | 0 | 1 | 0-0.0 |
| 2023-24 | 4-0 | 7-1.6 | 0-1 | .000 | 0-0 | .000 | 0-0 | .000 | 0-0-0 | 0.0 | 0-0 | 0 | 1 | 0 | 0 | 0-0.0 |
| TOTALS | 13-0 | 18-1.3 | 0-3 | .000 | 0-1 | .000 | 0-1 | .000 | 0-0-0 | 0.0 | 1-0 | 0 | 1 | 0 | 1 | 0-0.0 |



#30 VIKTOR LAKHIN

FORWARD • 6-11 • 240 • RS JUNIOR • ANAPA, RUSSIA (CSKA-2)

- One rebound shy of double-double off bench at No. 1 Houston
- Had started 28-straight games in which he appeared until coming off bench late at UCF
- Despite 1-for-6 shooting at (15) Texas Tech, was awarded "Heart and Hustle" award from coaches following postgame film review on flight home
- Called most superstitious player on the team by his teammates
- Career-high 26 points against EWU marked most by a UC big since Kyle Washington in February 2017
- Back-to-back doubles against EWU (26-11) and NKU (14-14)
- 14 3-pointers this season after just three his first two years
- Tied the AAC tournament individual block record with seven blocks in AAC Quarterfinals vs. Temple.
- 15th nationally, first in AAC, with 61.7 field-goal percentage in 2022-23
- Eight blocks at SMU were most by AAC player since November 2017 as well as sixth-most in UC history (last: Eric Hicks in 2006 vs. Marquette)
- Had 13-straight double-figure scoring games in one 2022-23 stretch
- Had two behind-the-back assists in the 2022-23 season
- Decreased his body fat by 3.5 percent going into 2022-23 season
- Most-improved Bearcat on bench press for 2021-22, adding 10 reps
- Missed first season due to torn meniscus in left knee
- Notes American game is more skill; European game is more thinking



2023-24 (RS JUNIOR SEASON)

| Opponent | Min | FG-FGA | 3FG-FGA | FT-FTA | Off-Def-Tot | PF | A | TO | Blk | Stl | Pts |
|---------------------|-----|--------|---------|--------|-------------|----|---|----|-----|-----|-----|
| UIC* | 24 | 2-8 | 0-2 | 3-4 | 3-5-8 | 3 | 1 | 1 | 0 | 2 | 7 |
| Detroit Mercy* | 18 | 4-7 | 0-1 | 0-0 | 2-3-5 | 1 | 4 | 2 | 1 | 1 | 8 |
| Eastern Washington* | 26 | 9-12 | 2-3 | 6-8 | 5-6-11 | 2 | 1 | 0 | 1 | 1 | 26 |
| Northern Kentucky* | 30 | 6-11 | 1-3 | 1-2 | 6-8-14 | 0 | 3 | 0 | 0 | 1 | 14 |
| Georgia Tech* | 22 | 5-6 | 5-6 | 0-0 | 1-5-6 | 3 | 1 | 1 | 2 | 1 | 15 |
| at Howard* | 32 | 8-14 | 0-2 | 3-6 | 2-4-6 | 1 | 0 | 3 | 2 | 1 | 19 |
| Florida Gulf Coast* | 24 | 8-10 | 1-1 | 2-3 | 4-5-9 | 2 | 6 | 0 | 1 | 1 | 19 |
| at Xavier* | 29 | 8-17 | 1-7 | 0-2 | 4-4-8 | 3 | 3 | 1 | 0 | 0 | 17 |
| Bryant* | 23 | 3-8 | 0-0 | 1-2 | 5-7-12 | 1 | 2 | 4 | 1 | 1 | 7 |
| vs. Dayton* | 22 | 2-9 | 0-5 | 0-1 | 3-4-7 | 3 | 1 | 1 | 0 | 0 | 4 |
| Merrimack* | 27 | 8-14 | 0-0 | 2-3 | 3-4-7 | 0 | 3 | 3 | 2 | 0 | 18 |
| Stetson* | 28 | 6-10 | 0-0 | 0-0 | 5-4-9 | 4 | 1 | 3 | 1 | 0 | 12 |
| Evansville* | 30 | 5-13 | 0-3 | 1-2 | 2-7-9 | 2 | 4 | 1 | 2 | 0 | 11 |
| at (12) BYU* | 29 | 6-11 | 2-3 | 3-6 | 2-5-7 | 0 | 2 | 3 | 0 | 1 | 17 |
| (25) Texas* | 27 | 7-12 | 1-3 | 2-5 | 0-4-4 | 0 | 3 | 1 | 2 | 2 | 17 |
| at (14) Baylor* | 24 | 3-5 | 0-0 | 1-2 | 1-0-1 | 5 | 1 | 2 | 0 | 2 | 7 |
| (19) TCU* | 33 | 5-6 | 1-2 | 0-0 | 2-3-5 | 1 | 3 | 1 | 2 | 1 | 11 |
| (15) Oklahoma* | 31 | 2-7 | 0-2 | 1-3 | 2-5-7 | 0 | 1 | 2 | 5 | 0 | 5 |
| at (7) Kansas* | 26 | 1-6 | 0-1 | 5-8 | 4-4-8 | 3 | 2 | 1 | 0 | 0 | 7 |
| UCF | | | | DNP | | | | | | | |
| at West Virginia* | 18 | 0-5 | 0-4 | 0-0 | 1-2-3 | 3 | 0 | 4 | 0 | 0 | 0 |
| at (15) Texas Tech* | 17 | 1-6 | 0-1 | 2-2 | 3-1-4 | 0 | 1 | 2 | 1 | 1 | 4 |
| (5) Houston* | 13 | 0-4 | 0-3 | 0-0 | 0-3-3 | 2 | 1 | 0 | 0 | 0 | 0 |
| (10) Iowa State* | 9 | 0-2 | 0-0 | 0-0 | 1-0-1 | 0 | 0 | 0 | 0 | 0 | 0 |
| at UCF | 0+ | 0-0 | 0-0 | 0-0 | 0-0-0 | 0 | 0 | 0 | 0 | 0 | 0 |
| Oklahoma State | | | | DNP | | | | | | | |
| at TCU | 15 | 1-1 | 0-0 | 0-0 | 1-1-2 | 2 | 2 | 1 | 0 | 0 | 2 |
| at (1) Houston | 21 | 5-6 | 0-0 | 1-2 | 5-4-9 | 4 | 0 | 1 | 0 | 0 | 11 |
| Kansas State* | 20 | 3-8 | 0-2 | 0-0 | 2-5-7 | 4 | 0 | 0 | 0 | 1 | 6 |
| at Oklahoma | | | | DNP | | | | | | | |

SEASON & CAREER STATISTICS

2023-24 SEASON

| | | |
|--------------------------------|-------------|-------------------------------|
| 26 vs. EWU, 11/12/23 | Pts | 26 vs. EWU, 11/12/23 |
| 9 vs. EWU, 11/12/23 | FG Made | 11 vs. Memphis, 1/22/23 |
| 17 at Xavier, 12/9/23 | FG Atts | 17 at Xavier, 12/9/23 |
| 5 vs. Georgia Tech, 11/22/23 | 3PT-FG Made | 5 vs. Georgia Tech, 11/22/23 |
| 7 at Xavier, 12/9/23 | 3PT-FG Atts | 7 at Xavier, 12/9/23 |
| 6 vs. EWU, 11/12/23 | FT Made | 8 vs. Houston 1/8/23 |
| 8 vs. EWU, 11/12/23 | FT Atts | 10, 2x, vs. Houston 1/8/23 |
| 14 vs. NKU, 11/19/23 | Rebs | 15 vs. Detroit Mercy 12/21/22 |
| 6 vs. FGCU, 12/3/23 | Assts | 6 vs. FGCU, 12/3/23 |
| 2, 3x, last at Baylor, 1/13/24 | Stls | 4 vs. UCF, 2/4/23 |
| 5 vs. Oklahoma, 1/20/24 | Blks | 8 at SMU, 1/14/23 |
| 33 vs. TCU, 1/16/24 | Mins | 34 vs. UCF, 2/4/23 |

MISCELLANEOUS STATISTICS

| CATEGORY | 2021-22 | 2022-23 | 2023-24 | CAREER |
|--------------------------------|---------|---------|---------|--------|
| Double-Figure Scoring Games | 2 | 21 | 11 | 34 |
| Double-Figure Rebounding Games | 1 | 9 | 3 | 13 |
| Double-Double Games | 1 | 7 | 2 | 10 |
| 20-Point Scoring Games | 0 | 2 | 1 | 3 |
| Games Led UC in Scoring | 0 | 7 | 4 | 11 |
| Games Led UC in Rebounding | 3 | 15 | 7 | 25 |
| Games Led UC in Assists | 0 | 0 | 1 | 1 |
| Games With 3+ Assists | 0 | 0 | 7 | 7 |
| Games With 3+ Blocks | 0 | 3 | 1 | 4 |
| Games With 3+ Steals | 1 | 4 | 0 | 5 |
| Games With 3+ Three-Pointers | 0 | 0 | 1 | 1 |

CAREER STATISTICS

| YEAR | GP-GS | MIN-AVG | TOTAL FG-FGA | PCT | 3-PTERS FG-FGA | PCT | FT-FTA | PCT | REBOUNDS PCTOFF-DEF-TOT | AVG | PF-FO | AST | TO | BLK | STL | PTS-AVG |
|--------------|--------------|------------------|----------------|-------------|----------------|-------------|----------------|-------------|-------------------------|------------|--------------|-----------|------------|-----------|-----------|----------------|
| 2020-21 | | | | | | | | | DNP (INJURY) | | | | | | | |
| 2021-22 | 29-0 | 317-10.9 | 50-93 | .538 | 1-7 | .143 | 22-40 | .550 | 38-64-102 | 3.5 | 44-1 | 7 | 28 | 9 | 19 | 123-4.2 |
| 2022-23 | 33-32 | 777-23.6 | 158-256 | .617 | 2-4 | .500 | 65-116 | .560 | 76-158-234 | 7.1 | 86-5 | 17 | 42 | 46 | 39 | 383-11.6 |
| 2023-24 | 27-24 | 620-23.0 | 108-217 | .498 | 14-54 | .259 | 34-61 | .557 | 69-103-172 | 6.4 | 49-1 | 46 | 36 | 23 | 16 | 264-9.8 |
| TOTAL | 89-56 | 1714-19.3 | 316-566 | .558 | 17-65 | .262 | 121-217 | .558 | 183-325-508 | 5.7 | 179-7 | 70 | 106 | 78 | 74 | 770-8.7 |



#33 ODY OGUAMA

FORWARD • 6-9 • 225 • GRAD • RALEIGH, N.C. (WAKE FOREST)

- Third men's basketball player (out of 33 UC student-athletes since 2001) to earn department's Jean Stephens Memorial Award; honored prior to ISU game
- Cincinnati's Team Defensive Player of the Year winner in 2022-23
- Praised by Wes Miller for selflessness in accepting new reserve role as Aziz Bandaogo made team debut; had started 27-straight games prior
- CSC Academic All-District honoree; also graduated in May 2023
- All six of his 2022-23 double-figure scoring games began with Feb. 7 at Tulane
- Recorded 12 rebounds in AAC Quarterfinals vs. Temple
- Cincinnati is 15-4 when he gets six or more rebounds dating back to last year
- Career-highs in points (16), rebounds (13) and minutes (34) at Tulane after Lakhin injury in first half
- Followed it with 18 points on 9-for-9 shooting against USF, the most makes on perfect shooting by a Bearcat since Jason Maxiell at DePaul in 2002
- Team's Legion of Excellence honoree in 2021-22 for highest GPA
- Made first 2022-23 start at Wichita State, matching career-high of three blocks
- Averaged 12.5 mpg and shot 43.8 percent in November before 20.0 mpg and 67.5 percent for December
- Major energy boost off the bench in the paint in 2021-22
- Earned first UC start against Memphis on Feb. 15, 2022
- Matched career-high 12 rebounds (also 2021 at Miami, Fla.) against ECU, one of three UC players with 12 or more off the bench since 2010-11



2023-24 (GRAD SEASON)

| Opponent | Min | FG-FGA | 3FG-FGA | FT-FTA | Off-Def-Tot | PF | A | TO | Blk | Stl | Pts |
|---------------------|-----|--------|---------|--------|-------------|----|---|----|-----|-----|-----|
| UIC* | 21 | 3-3 | 0-0 | 0-0 | 1-7-8 | 2 | 1 | 1 | 0 | 1 | 6 |
| Detroit Mercy* | 21 | 2-5 | 0-0 | 0-0 | 3-4-7 | 4 | 0 | 0 | 1 | 0 | 4 |
| Eastern Washington* | 17 | 0-2 | 0-0 | 3-6 | 0-4-4 | 2 | 0 | 0 | 1 | 1 | 3 |
| Northern Kentucky* | 14 | 2-3 | 0-0 | 0-0 | 2-1-3 | 3 | 0 | 0 | 1 | 1 | 4 |
| Georgia Tech* | 17 | 1-1 | 0-0 | 4-6 | 2-2-4 | 2 | 1 | 0 | 0 | 2 | 6 |
| at Howard | 10 | 1-1 | 0-0 | 0-0 | 0-0-0 | 1 | 1 | 0 | 0 | 0 | 2 |
| Florida Gulf Coast | 19 | 6-8 | 1-1 | 0-0 | 2-2-4 | 3 | 1 | 3 | 1 | 0 | 13 |
| at Xavier | 15 | 1-2 | 0-0 | 1-2 | 0-1-1 | 1 | 0 | 0 | 3 | 0 | 3 |
| Bryant | 15 | 1-3 | 0-0 | 0-0 | 1-5-6 | 2 | 1 | 1 | 1 | 0 | 2 |
| vs. Dayton | 7 | 1-2 | 0-0 | 0-0 | 1-1-2 | 0 | 0 | 0 | 0 | 0 | 0 |
| Merrimack* | 21 | 3-7 | 0-1 | 2-5 | 1-2-3 | 2 | 0 | 1 | 1 | 0 | 8 |
| Stetson* | 12 | 0-2 | 0-0 | 0-0 | 1-1-2 | 1 | 1 | 0 | 1 | 0 | 0 |
| Evansville | 5 | 0-2 | 0-0 | 0-0 | 2-1-3 | 1 | 0 | 0 | 0 | 0 | 0 |
| at (12) BYU | 3 | 0-2 | 0-0 | 0-0 | 1-1-2 | 1 | 0 | 0 | 0 | 0 | 0 |
| (25) Texas | 2 | 1-1 | 0-0 | 0-0 | 0-0-0 | 0 | 0 | 0 | 0 | 0 | 2 |
| at (14) Baylor | 3 | 0-0 | 0-0 | 0-0 | 0-0-0 | 0 | 0 | 0 | 0 | 0 | 0 |
| (19) TCU | 2 | 0-0 | 0-0 | 0-0 | 0-0-0 | 2 | 0 | 1 | 0 | 0 | 0 |
| (15) Oklahoma | | | | DNP | | | | | | | |
| at (7) Kansas | | | | DNP | | | | | | | |
| UCF | 11 | 2-3 | 0-0 | 0-0 | 3-3-6 | 0 | 0 | 0 | 1 | 0 | 4 |
| at West Virginia | 1 | 2-2 | 0-0 | 0-0 | 1-0-1 | 0 | 0 | 0 | 1 | 0 | 4 |
| at (15) Texas Tech | | | | DNP | | | | | | | |
| (5) Houston | 2 | 0-0 | 0-0 | 0-0 | 0-0-0 | 0 | 0 | 0 | 0 | 0 | 0 |
| (10) Iowa State | | | | DNP | | | | | | | |
| at UCF | | | | DNP | | | | | | | |
| Oklahoma State | 3 | 0-0 | 0-0 | 0-0 | 0-0-0 | 0 | 0 | 0 | 0 | 1 | 0 |
| at TCU | 2 | 0-0 | 0-0 | 0-0 | 0-1-1 | 0 | 0 | 0 | 2 | 0 | 0 |
| at (1) Houston | | | | DNP | | | | | | | |
| Kansas State | 0+ | 0-0 | 0-0 | 0-0 | 0-0-0 | 0 | 0 | 0 | 0 | 0 | 0 |
| at Oklahoma | 3 | 0-0 | 0-0 | 0-0 | 0-1-1 | 0 | 0 | 0 | 0 | 0 | 0 |

SEASON & CAREER STATISTICS

| 2023-24 SEASON | | Career |
|------------------------------------|-------------|--------------------------------|
| 13 vs. FGCU, 12/3/23 | Pts | 18 vs. South Florida, 2/11/23 |
| 6 vs. FGCU, 12/3/23 | FG Made | 9 vs. South Florida, 2/11/23 |
| 8 vs. FGCU, 12/3/23 | FG Atts | 12 at Notre Dame, 2/2/21 |
| 1 vs. FGCU, 12/3/23 | 3PT-FG Made | 1, 2x, last vs. FGCU, 12/3/23 |
| 1 vs. FGCU, 12/3/23 | 3PT-FG Atts | 1, 2x, last vs. FGCU, 12/3/23 |
| 4 vs. Georgia Tech, 11/22/23 | FT Made | 5, 2x, last vs. FAMU, 12/14/21 |
| 6, 2x, last vs. Ga. Tech, 11/22/23 | FT Atts | 8 vs. Boston College, 1/19/20 |
| 8 vs. UIC, 11/6/23 | Rebs | 13 at Tulane, 2/7/23 |
| 1, 5x, last vs. Bryant, 12/12/23 | Assists | 2, 3x, last vs. ECU, 11/13/22 |
| 2 vs. Georgia Tech, 11/22/23 | Stls | 3 vs. Bryant, 12/5/21 |
| 3 at Xavier, 12/9/23 | Blks | 3, 6x, last at Xavier, 12/9/23 |
| 21 vs. UIC, 11/6/23 | Mins | 34 at Tulane, 2/7/23 |

MISCELLANEOUS STATISTICS

| CATEGORY | 19-20 | 20-21 | 21-22 | 22-23 | 23-24 | CAREER |
|--------------------------------|-------|-------|-------|-------|-------|--------|
| Double-Figure Scoring Games | 2 | 6 | 2 | 6 | 0 | 16 |
| Double-Figure Rebounding Games | 1 | 3 | 2 | 5 | 0 | 11 |
| Double-Double Games | 1 | 1 | 0 | 2 | 0 | 4 |
| 20-Point Scoring Games | 0 | 0 | 0 | 0 | 0 | 0 |
| Games Led UC in Scoring | | | 0 | 1 | 0 | 1 |
| Games Led UC in Rebounding | | | 7 | 7 | 1 | 15 |
| Games Led UC in Assists | | | 1 | 0 | 0 | 1 |
| Games With 3+ Assists | 0 | 0 | 0 | 0 | 0 | 0 |
| Games With 3+ Blocks | 3 | 0 | 1 | 1 | 1 | 6 |
| Games With 3+ Steals | 0 | 0 | 1 | 0 | 0 | 1 |
| Games With 3+ 3-Pointers | 0 | 0 | 0 | 0 | 0 | 0 |

CAREER STATISTICS

| YEAR | GP-GS | MIN-AVG | TOTAL FG-FGA | PCT | 3-PTERS FG-FGA | PCT | FT-FTA | PCT | REBOUNDS PCTOFF-DEF-TOT | AVG | PF-FO | AST | TO | BLK | STL | PTS-AVG |
|---------------|---------------|------------------|----------------|-------------|----------------|-------------|----------------|-------------|-------------------------|------------|--------------|-----------|------------|-----------|-----------|----------------|
| 2019-20* | 31-24 | 461-14.9 | 31-57 | .544 | 0-0 | .000 | 29-43 | .674 | 47-73-120 | 3.9 | 84-3 | 3 | 25 | 24 | 9 | 91-2.9 |
| 2020-21* | 20-18 | 440-22.0 | 53-114 | .465 | 0-0 | .000 | 45-67 | .672 | 47-61-108 | 5.4 | 55-2 | 8 | 25 | 7 | 8 | 151-7.6 |
| 2021-22 | 33-1 | 450-13.6 | 52-110 | .473 | 1-4 | .250 | 35-62 | .565 | 55-82-137 | 4.2 | 68-2 | 12 | 18 | 12 | 12 | 140-4.2 |
| 2022-23 | 36-21 | 741-20.6 | 83-144 | .576 | 0-0 | .000 | 31-56 | .554 | 81-114-195 | 5.4 | 99-2 | 17 | 31 | 12 | 13 | 197-5.5 |
| 2023-24 | 24-7 | 228-9.5 | 26-49 | .531 | 1-2 | .500 | 10-19 | .526 | 21-37-58 | 2.4 | 27-0 | 5 | 7 | 14 | 6 | 63-2.6 |
| TOTALS | 144-71 | 2320-16.1 | 245-474 | .517 | 2-6 | .333 | 150-247 | .607 | 251-367-618 | 4.3 | 333-9 | 45 | 106 | 69 | 48 | 642-4.5 |

*Wake Forest



#41 SIMAS LUKOŠIUS

GUARD • 6-8 • 225 • JUNIOR • KAUNAS, LITHUANIA (BUTLER)

- Winning three-pointer, down 1, against K-State with 9.9 seconds left
- Pull-up from inside the elbow with 21 seconds left was the game-winner at No. 15 Texas Tech; also had clutch tipped lay-up for 3-point lead with 13 seconds left at UCF
- Had 13 points in the first half against #15 Oklahoma
- Missed FGCU game after being hit by a car three days prior; also suffered ankle injury on opposite leg in overtime at Howard
- Has ability to serve as third point guard behind Day Day Thomas and Jizzle James with his vision for passing lanes
- Season, and still-career-high, scoring output as a freshman was 27 against Xavier in the 2022 Big East Tournament, scoring 12 alone in overtime
- Scored career-high 28 against Villanova as a sophomore on 5-of-8 deep shooting and 23 in season finale vs. St. John's
- Posted streak of 13-straight made free-throws as sophomore
- Father, Mindaugas, is a professional basketball coach who has experience leading teams in Kuwait, Lithuania, Russia, Lebanon, Germany, and Bahrain
- Dual citizen of Lithuania and Germany; has lived in all the above countries

2023-24 (JUNIOR SEASON)

| Opponent | Min | FG-FGA | 3FG-FGA | FT-FTA | Off-Def-Tot | PF | A | TO | Blk | Stl | Pts |
|---------------------|-----|--------|---------|--------|-------------|----|---|----|-----|-----|-----|
| UIC* | 24 | 2-11 | 1-6 | 0-0 | 1-3-4 | 0 | 2 | 2 | 0 | 0 | 5 |
| Detroit Mercy | 20 | 4-8 | 2-5 | 0-0 | 0-1-1 | 1 | 5 | 0 | 0 | 0 | 10 |
| Eastern Washington | 26 | 4-8 | 1-3 | 2-2 | 0-2-2 | 0 | 4 | 2 | 0 | 0 | 11 |
| Northern Kentucky | 28 | 3-8 | 1-5 | 0-0 | 1-3-4 | 0 | 7 | 0 | 0 | 0 | 7 |
| Georgia Tech | 16 | 3-5 | 2-3 | 0-0 | 0-1-1 | 1 | 4 | 2 | 0 | 0 | 8 |
| at Howard | 28 | 4-9 | 3-7 | 0-0 | 1-2-3 | 1 | 0 | 0 | 0 | 1 | 11 |
| Florida Gulf Coast | | | | DNP | | | | | | | |
| at Xavier | 16 | 1-9 | 0-4 | 0-0 | 0-3-3 | 1 | 3 | 1 | 0 | 0 | 2 |
| Bryant | 24 | 3-5 | 1-1 | 0-1 | 1-4-5 | 1 | 2 | 3 | 0 | 0 | 7 |
| vs. Dayton | 22 | 5-10 | 3-8 | 1-2 | 0-1-1 | 2 | 2 | 1 | 1 | 0 | 14 |
| Merrimack* | 34 | 3-4 | 3-3 | 2-2 | 0-2-2 | 1 | 3 | 3 | 0 | 0 | 11 |
| Stetson | | | | DNP | | | | | | | |
| Evansville* | 29 | 5-9 | 5-8 | 0-1 | 1-5-6 | 1 | 3 | 3 | 0 | 1 | 15 |
| at (12) BYU* | 29 | 0-4 | 0-2 | 4-4 | 0-4-4 | 0 | 3 | 4 | 0 | 0 | 4 |
| (25) Texas* | 29 | 7-10 | 3-6 | 2-2 | 0-2-2 | 0 | 4 | 3 | 0 | 0 | 19 |
| at (14) Baylor* | 32 | 1-10 | 0-7 | 0-0 | 1-2-3 | 2 | 5 | 2 | 0 | 2 | 2 |
| (19) TCU* | 30 | 2-6 | 1-3 | 2-2 | 0-0-0 | 1 | 1 | 3 | 0 | 0 | 7 |
| (15) Oklahoma* | 31 | 5-14 | 4-12 | 3-5 | 2-4-6 | 1 | 0 | 1 | 0 | 0 | 17 |
| at (7) Kansas | 27 | 1-9 | 0-6 | 2-2 | 1-2-3 | 2 | 1 | 2 | 1 | 1 | 4 |
| UCF* | 34 | 2-5 | 1-3 | 2-3 | 0-3-3 | 2 | 6 | 1 | 1 | 0 | 7 |
| at West Virginia* | 34 | 4-10 | 2-7 | 3-4 | 2-4-6 | 4 | 2 | 2 | 0 | 2 | 13 |
| at (15) Texas Tech* | 35 | 6-12 | 4-7 | 0-0 | 1-3-4 | 0 | 2 | 5 | 0 | 2 | 16 |
| (5) Houston* | 34 | 2-7 | 2-6 | 0-0 | 0-5-5 | 2 | 1 | 1 | 0 | 0 | 6 |
| (10) Iowa State* | 31 | 4-12 | 3-9 | 4-4 | 0-1-1 | 0 | 1 | 2 | 0 | 1 | 15 |
| at UCF* | 30 | 4-11 | 2-8 | 2-2 | 1-2-3 | 2 | 2 | 3 | 0 | 0 | 12 |
| Oklahoma State* | 30 | 7-14 | 3-4 | 0-0 | 1-4-5 | 0 | 4 | 4 | 0 | 2 | 17 |
| at TCU* | 31 | 3-7 | 3-6 | 0-0 | 0-2-2 | 0 | 4 | 1 | 0 | 0 | 9 |
| at (1) Houston* | 33 | 3-8 | 3-6 | 2-2 | 0-2-2 | 4 | 2 | 3 | 0 | 0 | 11 |
| Kansas State* | 33 | 5-13 | 3-8 | 0-0 | 0-1-1 | 1 | 4 | 2 | 0 | 0 | 13 |
| at Oklahoma* | 38 | 3-10 | 2-8 | 2-2 | 1-4-5 | 1 | 2 | 2 | 1 | 0 | 10 |



SEASON & CAREER STATISTICS

| 2023-24 SEASON | CAREER |
|--|---|
| 19 vs. Texas, 1/9/24 | Pts 28 vs. Villanova, 1/13/23 |
| 7 vs. Oklahoma State, 2/21/24 | FG Made 9 vs. Villanova, 1/13/23 |
| 14, 2x, last vs. Oklahoma State, 2/21/24 | FG Atts 18 at DePaul, 2/22/23 |
| 5 vs. Evansville, 12/29/23 | 3PT-FG Made 5, 2x, last vs. E'ville, 12/29/23 |
| 12 vs. Oklahoma, 1/20/24 | 3PT-FG Atts 12 vs. Oklahoma, 1/20/24 |
| 4 at BYU, 1/6/24 | FT Made 11 vs. Xavier, 3/9/22 |
| 5 vs. Oklahoma, 1/20/24 | FT Atts 13 vs. Xavier, 3/9/22 |
| 6 vs. Evansville, 12/29/23 | Rebs 9 vs. The Citadel, 11/19/22 |
| 7 vs. NKU, 11/19/23 | Assts 7, 3x, last vs. NKU, 11/19/23 |
| 2, 2x, last at Texas Tech, 2/3/24 | Stls 3, 4x (last vs. St. John's, 3/8/23) |
| 1 vs. Dayton, 12/16/23 | Blks 1, 6x, last vs. Dayton, 12/16/23 |
| 35 at Texas Tech, 2/3/24 | Mins 40, 3x (last at Xavier, 3/4/23) |

MISCELLANEOUS STATISTICS

| CATEGORY | 2021-22 | 2022-23 | 2023-24 | CAREER |
|--------------------------------|---------|---------|---------|--------|
| Double-Figure Scoring Games | 7 | 20 | 15 | 42 |
| Double-Figure Rebounding Games | 0 | 0 | 0 | 0 |
| Double-Double Games | 0 | 0 | 0 | 0 |
| 20-Point Scoring Games | 1 | 1 | 0 | 1 |
| Games Led UC in Scoring | - | - | 6 | 6 |
| Games Led UC in Rebounding | - | - | 2 | 2 |
| Games Led UC in Assists | - | - | 9 | 9 |
| Games With 3+ Assists | 2 | 18 | 14 | 34 |
| Games With 3+ Blocks | 1 | 0 | 0 | 0 |
| Games With 3+ Steals | 0 | 1 | 0 | 1 |
| Games With 3+ 3-Pointers | 3 | 3 | 12 | 18 |

CAREER STATISTICS

| YEAR | GP-GS | MIN-AVG | TOTAL FG-FGA | PCT | 3-PTS FG-FGA | PCT | FT-FTA | PCT | REBOUNDS PCT | OFF-DEF-TOT | AVG | PF-FO | AST | TO | BLK | STL | PTS-AVG |
|--------------|--------------|------------------|----------------|-------------|----------------|-------------|----------------|-------------|---------------|-------------|------------|--------------|------------|------------|----------|-----------|----------------|
| 2021-22^ | 32-4 | 695-21.7 | 66-175 | .377 | 30-105 | .286 | 57-64 | .891 | 15-92 | 107 | 3.3 | 46-1 | 39 | 50 | 2 | 10 | 219-6.8 |
| 2022-23^ | 32-32 | 1067-33.3 | 132-310 | .426 | 59-156 | .378 | 48-60 | .800 | 21-108 | 129 | 4.0 | 48-0 | 92 | 63 | 3 | 32 | 371-11.6 |
| 2023-24 | 28-20 | 809-28.9 | 96-248 | .387 | 58-161 | .360 | 33-40 | .825 | 15-72 | 87 | 3.1 | 31-0 | 80 | 58 | 4 | 12 | 283-10.1 |
| TOTAL | 92-56 | 2571-27.9 | 294-733 | .401 | 147-422 | .348 | 138-164 | .841 | 51-272 | 323 | 3.5 | 125-1 | 211 | 171 | 9 | 54 | 873-9.5 |

^Butler



#44 SAGE TOLENTINO

FORWARD • 7-1 • 230 • RS FRESHMAN • KANE'OHE, HAWAII (HAMILTON, OH, HS)

- Tied for tallest player in UC history, including Hayden Koval in 2021-22
- Moved to Hamilton, Ohio, for his final year of high school
- Hawaii HS sports were canceled for the 2020-21 season due to COVID
- Four-star prospect who was initially committed to Auburn
- Was able to train and work out at UC, but not with the team, as a senior
- Gained 15 lbs since joining the Monster Factory

2023-24 (RS FRESHMAN SEASON)

| Opponent | Min | FG-FGA | 3FG-FGA | FT-FTA | Off-Def-Tot | PF | A | TO | Blk | Stl | Pts |
|--------------------|-----|--------|---------|--------|-------------|----|---|----|-----|-----|-----|
| UIC | | | | DNP | | | | | | | |
| Detroit Mercy | 5 | 0-2 | 0-1 | 0-0 | 0-1-1 | 1 | 0 | 0 | 0 | 0 | 0 |
| Eastern Washington | | | | DNP | | | | | | | |
| Northern Kentucky | | | | DNP | | | | | | | |
| Georgia Tech | | | | DNP | | | | | | | |
| at Howard | | | | DNP | | | | | | | |
| Florida Gulf Coast | | | | DNP | | | | | | | |
| at Xavier | | | | DNP | | | | | | | |
| Bryant | | | | DNP | | | | | | | |
| vs. Dayton | | | | DNP | | | | | | | |
| Merrimack | | | | DNP | | | | | | | |
| Stetson | | | | DNP | | | | | | | |
| Evansville | | | | DNP | | | | | | | |
| at (12) BYU | | | | DNP | | | | | | | |
| (25) Texas | | | | DNP | | | | | | | |
| at (14) Baylor | | | | DNP | | | | | | | |
| (19) TCU | | | | DNP | | | | | | | |
| (15) Oklahoma | | | | DNP | | | | | | | |
| at (7) Kansas | | | | DNP | | | | | | | |
| UCF | | | | DNP | | | | | | | |
| at West Virginia | | | | DNP | | | | | | | |
| at (15) Texas Tech | | | | DNP | | | | | | | |
| (5) Houston | | | | DNP | | | | | | | |
| (10) Iowa State | | | | DNP | | | | | | | |
| at UCF | | | | DNP | | | | | | | |
| Oklahoma State | | | | DNP | | | | | | | |
| at TCU | 0+ | 0-0 | 0-0 | 0-0 | 0-0-0 | 0 | 0 | 0 | 0 | 0 | 0 |
| at (1) Houston | | | | DNP | | | | | | | |
| Kansas State | | | | DNP | | | | | | | |
| at Oklahoma | | | | DNP | | | | | | | |



SEASON & CAREER STATISTICS

2023-24 SEASON

| | Pts | CAREER |
|-------------------------------|--|----------------------------|
| -- | 4 vs. Bryant, 12/4/22 | |
| -- | FG Made | 2 vs. Bryant, 12/4/22 |
| 2 vs. Detroit Mercy, 11/10/23 | FG Atts 2, 2x, last vs. Det. Mercy, 11/10/23 | |
| -- | 3PT-FG Made | -- |
| 1 vs. Detroit Mercy, 11/10/23 | 3PT-FG Atts | -- |
| -- | FT Made | 1 vs. Miami (OH), 12/14/22 |
| -- | FT Atts | 2 vs. Miami (OH), 12/14/22 |
| 1 vs. Detroit Mercy, 11/10/23 | Rebs | 2 vs. Bryant, 12/4/22 |
| -- | Assts | -- |
| -- | Stls | -- |
| -- | Blks | -- |
| 5 vs. Detroit Mercy, 11/10/23 | Mins 5, 2x, last vs. Detroit Mercy, 11/10/23 | |

MISCELLANEOUS STATISTICS

| CATEGORY | 2022-23 | CAREER |
|--------------------------------|---------|--------|
| Double-Figure Scoring Games | | 0 |
| Double-Figure Rebounding Games | | 0 |
| Double-Double Games | | 0 |
| 20-Point Scoring Games | | 0 |
| Games Led Team in Scoring | | 0 |
| Games Led Team in Rebounding | | 0 |
| Games Led Team in Assists | | 0 |
| Games With 3+ Assists | | 0 |
| Games With 3+ Blocks | | 0 |
| Games With 3+ Steals | | 0 |
| Games With 3+ Three-Pointers | | 0 |

CAREER STATISTICS

| YEAR | GP-GS | MIN-AVG | TOTAL FG-FGA | PCT | 3-PTERS FG-FGA | PCT | FT-FTA | PCT | REBOUNDS PCTOFF-DEF-TOT | AVG | PF-FO | AST | TO | BLK | STL | PTS-AVG |
|---------|-------|---------|--------------|-------|----------------|------|--------|------|-------------------------|-----|-------|-----|----|-----|-----|---------|
| 2022-23 | 2-0 | 9-4.3 | 2-2 | 1.000 | 0-0 | .000 | 1-2 | .500 | 1-1-2 | 1.0 | 1-0 | 0 | 0 | 0 | 0 | 5-2.5 |
| 2023-24 | 2-0 | 9-2.9 | 0-2 | .000 | 0-1 | .000 | 0-0 | .000 | 0-1-1 | 0.3 | 1-0 | 0 | 0 | 0 | 0 | 0-0.0 |
| TOTALS | 4-0 | 17-3.4 | 2-4 | .500 | 0-1 | .000 | 1-2 | .500 | 1-2-3 | 0.6 | 2-0 | 0 | 0 | 0 | 0 | 5-1.0 |



#55 AZIZ BANDAOGO

CENTER • 7-0 • 235 • SENIOR • DAKAR, SENEGAL (UTAH VALLEY)

- Six-straight games with multiple blocks
- Collected fourth double-double in #15 Texas Tech win (10 points, 10 rebounds)
- Game-high +12 in box score in win over #9 TCU
- Game-time decision at #12 BYU and gave 12 points and 11 rebounds, as well as a 3-pointer in the road win
- First Bearcat since Tre Scott (Feb. 2020) to record three-straight double-doubles
- Matched career-high with 17 rebounds against Bryant, the most by a Bearcat since Tre Scott's 21 against UCF in February 2020
- Made explosive debut against Georgia Tech off the bench, blocking a shot, slamming an alley-oop and helping force a shot clock violation in his first three minutes
- Blocked two shots in final first-half possession against FGCU
- No. 16 transfer addition by ESPN's Jeff Borzello in June 2023
- WAC Defensive Player of the Year at Utah Valley, helping the Wolverines to school-record 28 wins and NIT Final Four appearance
- Averaged 11.4 points and 10.5 rebounds per game (10th nationally in boards)
- Ranked third in blocks (106) and ninth in double-doubles (17)
- Had 15 points and 12 rebounds against Cincinnati in NIT Quarterfinal
- Had two 17-rebound games, including at Wake Forest
- Scored in double-figures 27 times, led by career-high 23 against Seattle
- UVU also earned road wins over BYU, Oregon, Colorado and New Mexico
- Joined NBA Academy Africa in Fall 2018 and took part in NCAA's Next Generation Sunday event at the 2019 Men's Final Four, where he participated in life-skills sessions and competed in exhibition games against his peers from around the world while experiencing aspects of the Final Four from a player's perspective.



SEASON & CAREER STATISTICS

2023-24 (SENIOR SEASON)

| Opponent | Min | FG-FGA | 3FG-FGA | FT-FTA | Off-Def-Tot | PF | A | TO | Blk | Stl | Pts |
|--|-----|--------|---------|--------|-------------|----|---|----|-----|-----|-----|
| Made Cincinnati debut on Nov. 22 after NCAA transfer clearance | | | | | | | | | | | |
| Georgia Tech | 21 | 3-4 | 0-0 | 2-3 | 1-8-9 | 2 | 1 | 0 | 1 | 0 | 8 |
| at Howard* | 22 | 4-5 | 0-0 | 4-5 | 3-2-5 | 2 | 0 | 1 | 0 | 0 | 12 |
| Florida Gulf Coast* | 24 | 5-8 | 0-0 | 0-0 | 0-1-1 | 0 | 1 | 0 | 2 | 1 | 10 |
| at Xavier* | 26 | 1-2 | 0-0 | 1-2 | 2-8-10 | 4 | 1 | 1 | 2 | 1 | 3 |
| Bryant* | 24 | 2-4 | 0-0 | 8-12 | 3-14-17 | 2 | 1 | 2 | 4 | 0 | 12 |
| vs. Dayton* | 28 | 4-5 | 0-0 | 2-6 | 6-6-12 | 2 | 1 | 1 | 1 | 0 | 10 |
| Merrimack | | | | DNP | | | | | | | |
| Stetson | | | | DNP | | | | | | | |
| Evansville | | | | DNP | | | | | | | |
| at (12) BYU | 22 | 4-5 | 1-1 | 3-4 | 0-11-11 | 3 | 1 | 0 | 1 | 0 | 12 |
| (25) Texas* | 16 | 0-3 | 0-0 | 0-1 | 2-3-5 | 2 | 2 | 0 | 0 | 1 | 0 |
| at (14) Baylor | | | | DNP | | | | | | | |
| (19) TCU | 27 | 2-2 | 0-0 | 2-4 | 1-5-6 | 5 | 0 | 3 | 2 | 0 | 6 |
| at (7) Kansas* | 29 | 2-3 | 0-0 | 2-2 | 3-8-11 | 2 | 0 | 4 | 1 | 0 | 6 |
| UCF* | 27 | 3-4 | 0-0 | 2-6 | 3-4-7 | 1 | 0 | 0 | 0 | 0 | 8 |
| at West Virginia* | 27 | 2-5 | 0-0 | 0-0 | 3-6-9 | 5 | 0 | 0 | 2 | 1 | 4 |
| at (15) Texas Tech* | 27 | 3-6 | 0-0 | 4-4 | 5-5-10 | 0 | 0 | 1 | 2 | 0 | 10 |
| (5) Houston* | 21 | 2-3 | 0-0 | 4-4 | 0-1-1 | 1 | 0 | 1 | 1 | 1 | 8 |
| (10) Iowa State* | 20 | 0-1 | 0-0 | 1-4 | 3-4-7 | 1 | 0 | 4 | 1 | 0 | 1 |
| at UCF* | 26 | 5-7 | 0-0 | 3-5 | 4-4-8 | 2 | 0 | 1 | 2 | 0 | 13 |
| Oklahoma State* | 22 | 3-3 | 0-0 | 1-1 | 3-3-6 | 4 | 0 | 0 | 2 | 2 | 7 |
| at TCU* | 23 | 3-5 | 0-0 | 0-4 | 4-5-9 | 1 | 0 | 0 | 2 | 1 | 6 |
| at (1) Houston* | 20 | 3-3 | 0-0 | 1-2 | 1-4-5 | 5 | 0 | 2 | 3 | 1 | 7 |
| Kansas State* | 29 | 2-5 | 0-0 | 2-2 | 2-6-8 | 2 | 0 | 0 | 2 | 3 | 6 |
| at Oklahoma* | 27 | 1-1 | 0-0 | 1-2 | 1-5-6 | 5 | 1 | 3 | 3 | 2 | 3 |

2023-24 SEASON

| | Pts | CAREER |
|-----------------------------|-------------|------------------------------------|
| 13 at UCF, 2/17/24 | | 23 vs. Seattle, 1/14/23 |
| 5, 2x, last at UCF, 2/17/24 | FG Made | 9 vs. Seattle, 1/14/23 |
| 8 vs. FGCU, 12/3/23 | FG Atts | 14 at Seattle, 2/18/23 |
| -- | 3PT-FG Made | 2, 2x (last at BYU, 12/7/22) |
| -- | 3PT-FG Atts | 2, 2x (last at BYU, 12/7/22) |
| 8 vs. Bryant, 12/12/23 | FT Made | 9 at Tarleton State, 2/23/23 |
| 12 vs. Bryant, 12/12/23 | FT Atts | 12 vs. Bryant, 12/12/23 |
| 17 vs. Bryant, 12/12/23 | Rebs | 17, 3x, last vs. Bryant, 12/12/23 |
| 2 vs. Texas, 1/9/24 | Assts | 7 vs. Seattle, 1/14/23 |
| 3 vs. Kansas State, 3/2/24 | Stls | 3 vs. Kansas State, 3/2/24 |
| 4 vs. Bryant, 12/12/23 | Blks | 6, 2x (last vs. So. Utah, 3/10/23) |
| 26 at Xavier, 12/9/23 | Mins | 38 at Northern Arizona, 12/10/22 |

MISCELLANEOUS STATISTICS

| CATEGORY | 20-21 | 21-22 | 22-23 | 23-24 | CAREER |
|--------------------------------|-------|-------|-------|-------|--------|
| Double-Figure Scoring Games | 0 | 2 | 27 | 6 | 35 |
| Double-Figure Rebounding Games | 0 | 0 | 23 | 5 | 28 |
| Double-Double Games | 0 | 0 | 17 | 4 | 21 |
| 20-Point Scoring Games | - | - | 1 | 0 | 1 |
| Games Led UC in Scoring | - | - | - | 0 | - |
| Games Led UC in Rebounding | - | - | - | 11 | 11 |
| Games Led UC in Assists | - | - | - | 0 | - |
| Games With 3+ Assists | 0 | 1 | 5 | 0 | 6 |
| Games With 3+ Blocks | 0 | 3 | 22 | 3 | 28 |
| Games With 3+ Steals | 0 | 2 | 5 | 1 | 8 |
| Games With 3+ Three-Pointers | 0 | 0 | 0 | 0 | 0 |

CAREER STATISTICS

| | TOTAL | | | | 3-PTERS | | REBOUNDS | | | | | | | | | | | |
|----------|-------|-----------|---------|------|---------|------|----------|-----|-------------|-------------|-------|-------|----|-----|-----|---------|----------|--|
| YEAR | GP-GS | MIN-AVG | FG-FGA | PCT | FG-FGA | PCT | FT-FTA | PCT | OFF-DEF-TOT | AVG | PF-FO | AST | TO | BLK | STL | PTS-AVG | | |
| 2020-21* | 7-0 | 15-2.1 | 1-3 | .333 | 0-0 | .000 | 5-8 | | .625 | 2-3-5 | 0.7 | 3-0 | 0 | 0 | 2 | 0 | 7-1.0 | |
| 2021-22* | 33-5 | 396-12.0 | 39-80 | .488 | 0-0 | .000 | 29-60 | | .483 | 29-79-108 | 3.3 | 47-1 | 11 | 25 | 40 | 7 | 107-3.2 | |
| 2022-23# | 37-37 | 1088-29.4 | 162-270 | .600 | 5-15 | .333 | 98-154 | | .636 | 103-280-383 | 10.4 | 81-0 | 44 | 59 | 106 | 20 | 427-11.5 | |
| 2023-24 | 22-19 | 531-24.1 | 56-88 | .636 | 1-2 | .500 | 44-75 | | .587 | 52-116-168 | 7.6 | 54-4 | 11 | 24 | 36 | 16 | 157-7.1 | |
| Total | 99-61 | 2030-20.5 | 258-441 | .585 | 6-17 | .353 | 176-297 | | .593 | 186-478-664 | 6.7 | 185-5 | 66 | 108 | 184 | 43 | 698-7.1 | |

* Akron; # Utah Valley

THE POLLS

| ASSOCIATED PRESS (Week 18) | | | USA TODAY COACHES (Week 18) | | |
|-------------------------------|------------------|------|--------------------------------|------------------|------|
| Rk. | Team | Pts. | Rk. | Team | Pts. |
| 1. | Houston (52) | 1539 | 1. | Houston (28) | 795 |
| 2. | UConn (6) | 1462 | 2. | UConn (3) | 757 |
| 3. | Purdue (4) | 1459 | 3. | Purdue (1) | 745 |
| 4. | Tennessee | 1364 | 4. | Tennessee | 705 |
| 5. | Arizona | 1252 | 5. | Arizona | 644 |
| 6. | Iowa State | 1212 | 6. | Iowa State | 629 |
| 7. | North Carolina | 1201 | 7. | North Carolina | 628 |
| 8. | Marquette | 1056 | 8. | Duke | 541 |
| 9. | Duke | 1051 | 9. | Marquette | 531 |
| 10. | Creighton | 983 | 10. | Creighton | 487 |
| 11. | Baylor | 901 | 11. | Baylor | 452 |
| 12. | Illinois | 834 | 12. | Illinois | 423 |
| 13. | Auburn | 746 | 13. | Kentucky | 396 |
| 14. | Kansas | 723 | 14. | Auburn | 376 |
| 15. | Kentucky | 711 | 15. | Kansas | 366 |
| 16. | Alabama | 592 | 16. | South Carolina | 298 |
| 17. | South Carolina | 579 | 17. | Alabama | 289 |
| 18. | Washington State | 484 | 18. | Gonzaga | 215 |
| 19. | Gonzaga | 396 | 19. | San Diego State | 194 |
| 20. | BYU | 343 | 20. | Washington State | 182 |
| 21. | San Diego State | 338 | 21. | Saint Mary's | 175 |
| 22. | Utah State | 285 | 22. | Utah State | 151 |
| 23. | Saint Mary's | 268 | 23. | BYU | 140 |
| 24. | South Florida | 154 | 24. | South Florida | 88 |
| 25. | Dayton | 50 | 25. | Florida | 42 |

OTHERS RECEIVING VOTES:
Nevada 42, Florida 39, Boise St. 26, **Texas 10**, **Texas Tech 10**, Indiana St 9, Appalachian St 6, New Mexico 5, FAU 4, James Madison 4, Princeton 3, Michigan St. 2, Villanova 2, Colorado St. 2, McNeese St. 2, Richmond 1

OTHERS RECEIVING VOTES:
Dayton 31, **Texas Tech 24**, Nevada 24, Boise State 16, Appalachian State 13, James Madison 10, **Oklahoma 8**, Northwestern 7, Indiana State 5, Clemson 5, **TCU 4**, Wake Forest 3, Nebraska 1

CINCINNATI AGAINST RANKED TEAMS

| OPPONENT | SCORE | DATE |
|------------------------|---------------|----------|
| (12) Houston | L, 69-85 | 3/10/19 |
| vs. (11) Houston (AAC) | W, 69-57 | 3/17/19 |
| at (18) Ohio State | L, 56-64 | 11/6/19 |
| (21) Tennessee | W, 78-66 | 12/18/19 |
| at (22) Memphis | L, 49-60 | 1/16/20 |
| (21) Houston | W, 64-62 | 2/1/20 |
| at (25) Houston | L, 55-68 | 3/1/20 |
| at (12) Tennessee | L, 56-65 | 12/12/20 |
| at (6) Houston | L, 52-90 | 2/21/21 |
| vs. (7) Houston (AAC) | L, 54-91 | 3/14/21 |
| vs. (14) Illinois | W, 71-51 | 11/22/21 |
| vs. (12) Arkansas | L, 67-73 | 11/23/21 |
| (6) Houston | L, 58-80 | 2/6/22 |
| at (14) Houston | L, 53-71 | 3/1/22 |
| vs. (18) Houston | L, 56-69 | 3/11/22 |
| vs. (14) Arizona | L, 93-101 | 11/21/22 |
| (2) Houston | L, 59-72 | 1/8/23 |
| at (3) Houston | L, 69-75 | 1/28/23 |
| vs. (1) Houston | L, 48-69 | 3/11/23 |
| at (12) BYU | W, 71-60 | 1/6/24 |
| (25) Texas | L, 73-74 | 1/9/24 |
| at (14) Baylor | L, 59-62 | 1/13/24 |
| (19) TCU | W, 81-77 (OT) | 1/16/24 |
| (15) Oklahoma | L, 65-69 | 1/20/24 |
| at (7) Kansas | L, 69-74 | 1/22/24 |
| at (15) Texas Tech | W, 75-72 | 2/3/24 |
| (5) Houston | L, 62-67 | 2/10/24 |
| (10) Iowa State | L, 59-68 | 2/13/24 |
| at (1) Texas Tech | L, 59-67 | 2/27/24 |

Overall: 144-228
Top-10 Opponents: 47-123
Vs. Ranked Teams in Fifth Third Arena: 34-34

BIG 12 CONFERENCE

| 2023-24 PRESEASON STANDINGS | | | CINCINNATI IN THE BIG 12 2023-24 STATISTICS | | |
|--|----------------|-----|--|-------------|-----------------|
| 1. | Kansas (12) | 168 | TEAM | | |
| 2. | Houston (2) | 153 | CATEGORY | STAT | B12 NCAA |
| 3. | Texas | 143 | Scoring Offense | 74.2 | 9 |
| 4. | Baylor | 137 | Scoring Defense | 68.2 | 5 75 |
| 5. | TCU | 113 | Scoring Margin | 6.0 | 10 88 |
| 6. | Kansas State | 106 | Bench Points | 26.9 | 3 33 |
| 7. | Iowa State | 95 | Free-Throw Pct. | 68.5 | 13 |
| 8. | Texas Tech | 80 | Field Goal Pct. | 44.0 | 10 |
| 9. | West Virginia | 70 | FG Pct. Defense | 41.9 | 7 75 |
| 10. | Oklahoma State | 57 | 3-FG Pct. | 32.2 | 12 |
| 11. | Cincinnati | 55 | 3-FG Pct. Defense | 33.4 | 11 |
| 12. | Oklahoma | 54 | Offensive Rebounds | 13.9 | 2 11 |
| 13. | BYU | 29 | Defensive Rebounds | 26.0 | 4 |
| 14. | UCF | 14 | Rebound Margin | 8.1 | 1 14 |
| Preseason All-Conference Team | | | Blocked Shots | 4.5 | 4 48 |
| L.J. Cryer, Houston, G | | | Assists | 14.6 | 8 97 |
| Hunter Dickinson, Kansas, C | | | Steals | 6.5 | 8 |
| Dejuan Harris Jr., Kansas, G | | | Turnover Margin | -0.2 | 10 |
| Emanuel Miller, TCU, F | | | Assist/TO Ratio | 1.2 | 9 |
| Max Abmas, Texas, Gr. | | | Turnovers Per Game | 12.3 | 9 |
| Preseason Honorable Mention | | | 3-FG Made | 7.0 | 10 |
| Jalen Bridges (Baylor), Rayl Dennis (Baylor), | | | <i>* NCAA rankings list if in Top 100 only</i> | | |
| Ja'Kobe Walter (Baylor), Jamal Shead (Houston), | | | | | |
| Kevin McCullar Jr. (Kansas), Arthur Kaluma | | | | | |
| (Kansas State), Tylor Perry (Kansas State), Dylan | | | | | |
| Disu (Texas), Tyrese Hunter (Texas), Dillon Mitch- | | | | | |
| ell (Texas), Jesse Edwards (West Virginia) | | | | | |

THE LAST TIME...

TEAM 100 POINTS
By UC
103 vs. Miami (Ohio), 12/14/22
By Opponent
101 by Tulane, 2/7/23

90 POINTS
By UC
99 vs. Florida Gulf Coast, 12/3/23
By Opponent
101 by Tulane, 2/7/23

30-PLUS POINT WIN
By UC
37 (99-62) vs. Florida Gulf Coast, 12/3/23
By Opponent
38 (90-52) at Houston, 2/21/21

60 PERCENT SHOOTING
By UC
.633 vs. Miami (Ohio), 12/14/22
By Opponent
.623 by Arizona, 11/21/22

50 PERCENT SHOOTING
By UC
.500 vs. Oklahoma State, 2/21/24
By Opponent
.556 by Oklahoma State, 2/21/24

20 ASSISTS
By UC
23 vs. Florida Gulf Coast, 12/3/23
By Opponent
22 by Tulane, 2/7/23

10 STEALS
By UC
11 vs. UIC, 11/6/23
By Opponent
15 by Memphis, 2/26/23

10 BLOCKS
By UC
10 vs. Bryant, 12/12/23
By Opponent
10 by Georgia Tech, 11/22/23

50 REBOUNDS
By UC
57 vs. Bryant, 12/12/23
By Opponent
50 by Temple, 1/25/22

CINCINNATI PLAYED A RANKED OPPONENT
L, 62-67 vs. No. 5 Houston, 2/10/24
UC Win
75-72 at No. 15 Texas Tech, 2/3/24

OVERTIME GAME
L, 71-74 at Oklahoma, 3/5/24
UC Win
81-77 vs. No. 19 TCU, 1/16/24

DOUBLE OVERTIME GAME
89-87 (2OT) vs. UCF, 2/19/20
UC Win
72-70 (2OT) vs. Georgetown, 3/8/12

TRIPLE OVERTIME GAME
104-97 (4OT) vs. UConn, 3/11/16
UC Win
75-73 (7OT*) vs. Bradley, 12/21/81
* - NCAA record.

INDIVIDUAL

40-POINT GAME
By UC
41, Steve Logan vs. Southern Miss, 2/15/02
By Opponent
40, Trevon Bluiett, Xavier, 1/26/17

30-POINT GAME
By UC
30, David DelJulius vs. SMU, 3/5/23
By Opponent
33, Dylan Disu, Texas, 1/9/24

20 REBOUNDS BY A PLAYER
By UC
21 by Trevon Scott vs. UCF, 2/19/20
By Opponent
four times

15 REBOUNDS BY A PLAYER
By UC
17 by Aziz Bandaogo vs. Bryant, 12/12/23
By Opponent
15 by Bryant Selebangue, Tulsa, 2/1/23

TWO PLAYERS WITH 20 OR MORE POINTS IN SAME GAME
By UC
Day Day Thomas (21), John Newman III (20) vs. TCU, 1/16/24
By Opponent
Johnny Furphy (23), Kevin McCullar Jr. (20), Kansas, 1/22/24

TWO PLAYERS WITH 10 OR MORE REBOUNDS IN SAME GAME
By UC
Aziz Bandaogo (17), Viktor Lakhin (12) vs. Bryant, 12/12/23
By Opponent
Ben Moore (11), Sterling Brown (11), SMU, 1/12/17

THREE PLAYERS WITH 10 OR MORE REBOUNDS IN SAME GAME
By UC
Landers Nolley II (12), Ody Oguama (10), Viktor Lakhin (10) at SMU, 1/14/23

10 ASSISTS BY A PLAYER
By UC
12, David DelJulius vs. ECU, 1/11/23
By Opponent
11, Jamal Shead, Houston, 2/27/24

FIVE STEALS BY A PLAYER
By UC
5, Landers Nolley II vs. UCF, 2/4/23
By Opponent
6, Tony Johnson Jr., vs. UCF, 2/19/20

FIVE BLOCKED SHOTS BY A PLAYER
By UC
5, Viktor Lakhin vs. Oklahoma, 1/20/24
By Opponent
5, Tacko Fall, vs. UCF, 2/21/19

DOUBLE-DOUBLE BY A UC PLAYER
Dan Skillings Jr. (13 pts, 11 rebs) vs. Iowa State, 2/13/24

DOUBLE-DOUBLES BY TWO UC PLAYERS
Landers Nolley II (20 pts, 10 rebs), David DelJulius (11 pts, 12 asts) vs. ECU, 1/11/23

DOUBLE-DOUBLES BY THREE UC PLAYERS
Troy Caupain (37 pts, 10 rebs), Octavius Ellis (13 pts, 10 rebs) & Gary Clark (12 pts, 12 rebs) vs. UConn, 3/11/16

TRIPLE-DOUBLE BY A UC PLAYER
Eric Hicks (22 pts., 12 rebs., 10 blks.) vs. Marquette, 1/7/06

UC PLAYER LED TEAM IN POINTS, REBOUNDS & ASSISTS
Jeremiah Davenport (19 points, 10 rebounds, 3 assists) vs. Tulane, 1/1/22

A PLAYER WON A GAME IN THE FINAL SECONDS
By UC
Simas Lukosius' short floater with 21 seconds left at #15 Texas Tech, 2/3/24
By Opponent
Max Abmas' short jumper with 8 seconds left, #25 Texas, 1/9/24

FOUR PLAYERS SCORED IN DOUBLE FIGURES
Jizzle James (16), John Newman III (15), Dan Skillings Jr. (13), Simas Lukosius (10) at Oklahoma, 3/5/24

FIVE PLAYERS SCORED IN DOUBLE FIGURES
John Newman III (16), Simas Lukosius (15), Viktor Lakhin (11), Day Day Thomas (10), Dan Skillings Jr. (10) vs. Evansville, 12/29/23

SIX PLAYERS SCORED IN DOUBLE FIGURES
CJ Fredrick (14), John Newman III (13), Jizzle James (13), Dan Skillings (11), Day Day Thomas (11), Simas Lukosius (10) vs. Detroit Mercy, 11/10/23

SEVEN PLAYERS SCORED IN DOUBLE FIGURES
Kevin Johnson (18), Jacob Evans (17), Justin Jenifer (13), Kyle Washington (12), Jarron Cumberland (11), Troy Caupain (10), Tre Scott (10) vs. Fairleigh Dickinson, 12/17/16

EIGHT PLAYERS SCORED IN DOUBLE FIGURES
Farad Cobb (15), Shaq Thomas (14), Kevin Johnson (14), Coreontae DeBerry (12), Justin Jenifer (11), Quadri Moore (10), Jacob Evans (10), Octavius Ellis (10) vs. Robert Morris, 11/15/15

OVERTIME RECORDS

| UC'S OVERALL RECORD | 65-60 |
|---------------------|-------|
| 1 OT Games | 56-48 |
| 2 OT Games | 8-9 |
| 3 OT Games | 0-1 |
| 4 OT Games | 0-2 |
| 7 OT Games | 1-0 |

| RECORDS IN OVERTIME GAMES | | |
|---------------------------|-------|------|
| Home | 33-18 | .647 |
| Schmidlapp Gym | 3-4 | .429 |
| Schmidt Fieldhouse | 0-1 | .000 |
| Music Hall | 0-1 | .000 |
| Armory Fieldhouse | 5-4 | .556 |
| Cincinnati Gardens | 3-2 | .600 |
| U.S. Bank Arena | 3-1 | .750 |
| Fifth Third Arena | 18-5 | .783 |
| Away | 20-33 | .377 |
| Neutral | 12-9 | .571 |

Current Streak: Lost 1
Longest Winning Streak: 5 (Tay Baker - 1966-67)
Longest Losing Streak: 4 (Bob Ruess, 1943 - John Weithe, 1950)

- Per ESPN Stats and Info, Cincinnati's win over No. 19 TCU extended its ranked overtime win streak to 12, the longest streak in AP poll history by a wide margin. It began with a 2OT victory over No. 22 Marquette on Feb. 13, 1994.
- Cincinnati's seven overtime games in 2019-20 were a school record (previous record was six during the 1966-67 season), AAC record and are one shy of the NCAA record of eight overtime games set by Western Kentucky (1978), Portland (1984) and Valparaiso (1993).
- Cincinnati's four consecutive overtime games from Feb. 9, 2020 through Feb. 19, 2020 tied the NCAA record set by Jacksonville (1982), Illinois State (1985) and Dayton (1988).
- On Dec. 21, 1981 UC & Bradley played an NCAA-record 7OT game (UC won, 75-73)
- Cincinnati has been involved in two of the five NCAA tournament championship games to go into overtime. The Bearcats defeated Ohio State, 70-65, in 1961, but lost to Loyola (Ill.), 60-58, in 1963.
- In 1966-67, Cincinnati played six overtime games, winning five. The Bearcats were 5-0 at home in overtime games that season, an NCAA record.

| UC COACHES IN OVERTIME GAMES | | | |
|------------------------------|-----|--------|-------|
| COACH (YEARS) | NO. | RECORD | PCT. |
| Mick Cronin (2006-2019) | 27 | 15-12 | .556 |
| Bob Huggins (1989-2005) | 25 | 14-11 | .560 |
| Tay Baker (1965-72) | 9 | 7-2 | .778 |
| Ed Jucker (1960-65) | 9 | 4-5 | .444 |
| Ed Badger (1978-83) | 8 | 3-5 | .375 |
| John Brannen (2019-21) | 7 | 4-3 | .571 |
| Tony Yates (1983-89) | 7 | 2-5 | .286 |
| John Wiethe (1946-52) | 5 | 1-4 | .200 |
| George Smith (1952-60) | 4 | 3-1 | .750 |
| Gale Catlett (1972-78) | 4 | 2-2 | .500 |
| Frank Rice (1928-32) | 4 | 1-3 | .250 |
| Wes Miller (2021-present) | 4 | 3-1 | .750 |
| Boyd Chambers (1918-28) | 3 | 3-0 | 1.000 |
| Clark Ballard (1939-42) | 2 | 2-0 | 1.000 |
| Andy Kennedy (2005-06) | 2 | 1-1 | .250 |
| Tay Brown (1933-37) | 2 | 0-2 | .000 |
| John Halliday (1932-33) | 1 | 0-1 | .000 |
| Bob Ruess (1942-44) | 1 | 0-1 | .000 |

SPECIALTY STATISTICS

| OPPONENT | RESULT | OFF TO | IN PAINT | 2ND CHANCE | FASTBREAK | BENCH |
|--------------------|---------------|--------|----------|------------|-----------|-------|
| UIC | W, 69-58 | 20/2 | 44/40 | 8/7 | 8/7 | 30/4 |
| Detroit Mercy | W, 93-61 | 17/15 | 34/20 | 22/2 | 10/6 | 43/7 |
| Eastern Washington | W, 85-73 | 5/4 | 38/40 | 10/6 | 13/15 | 35/19 |
| Northern Kentucky | W, 90-66 | 10/4 | 48/38 | 24/14 | 15/7 | 40/7 |
| Georgia Tech | W, 89-54 | 20/8 | 22/16 | 14/5 | 19/4 | 36/16 |
| at Howard | W, 86-81 (OT) | 12/10 | 54/34 | 28/10 | 12/7 | 38/31 |
| Florida Gulf Coast | W, 99-62 | 12/13 | 52/38 | 24/8 | 17/5 | 37/15 |
| at Xavier | L, 79-84 | 9/12 | 50/32 | 14/13 | 25/16 | 26/14 |
| Bryant | W, 85-53 | 10/8 | 36/26 | 8/4 | 12/4 | 33/3 |
| vs. Dayton | L, 68-82 | 2/8 | 38/30 | 20/2 | 0/10 | 33/12 |
| Merrimack | W, 65-49 | 28/4 | 38/18 | 11/6 | 12/0 | 19/17 |
| Stetson | W, 83-75 | 7/14 | 42/16 | 20/9 | 2/9 | 46/7 |
| Evansville | W, 76-58 | 12/13 | 26/28 | 17/6 | 5/0 | 20/16 |
| at #12 BYU | W, 71-60 | 17/19 | 30/12 | 14/5 | 13/16 | 27/10 |
| #25 Texas | L, 73-74 | 13/22 | 28/30 | 13/6 | 9/6 | 30/4 |
| at #14 Baylor | L, 59-62 | 11/11 | 32/26 | 14/9 | 8/4 | 9/25 |
| #19 TCU | W, 81-77 (OT) | 19/12 | 50/30 | 11/18 | 17/13 | 9/20 |
| #15 Oklahoma | L, 65-69 | 5/10 | 28/34 | 13/17 | 10/7 | 16/28 |
| at #7 Kansas | L, 69-74 | 8/15 | 24/32 | 13/8 | 10/9 | 32/2 |
| UCF | W, 68-57 | 16/12 | 36/20 | 10/14 | 18/11 | 4/29 |
| at West Virginia | L, 65-69 | 12/22 | 30/34 | 8/10 | 7/9 | 27/7 |
| at #15 Texas Tech | W, 75-72 | 9/10 | 28/30 | 13/17 | 9/3 | 25/22 |
| #5 Houston | L, 62-67 | 9/8 | 22/38 | 14/22 | 10/2 | 31/9 |
| #10 Iowa State | L, 59-68 | 15/26 | 14/36 | 8/6 | 4/8 | 37/23 |
| at UCF | W, 76-74 | 19/14 | 36/36 | 12/8 | 10/13 | 21/18 |
| Oklahoma State | L, 76-80 | 10/17 | 44/40 | 15/12 | 18/6 | 26/9 |
| at TCU | L, 57-75 | 3/16 | 28/26 | 5/6 | 4/25 | 15/33 |
| at #1 Houston | L, 59-67 | 19/15 | 30/24 | 12/11 | 10/15 | 24/4 |
| Kansas State | W, 74-72 | 29/6 | 36/24 | 10/16 | 6/6 | 17/8 |
| at Oklahoma | L, 71-74 (OT) | 21/8 | 38/24 | 10/21 | 16/2 | 22/16 |

SCORING FORMAT: CINCINNATI/OPPONENT

BEARCATS UNDER WES MILLER

| | 23-24 | 22-23 | 21-22 | TOTAL |
|--------------------------------|-------|-------|-------|-------|
| Overall | 17-13 | 23-13 | 18-15 | 58-41 |
| Home games | 13-5 | 16-3 | 12-6 | 41-14 |
| Away games | 4-7 | 5-7 | 4-7 | 13-21 |
| Neutral site games | 0-1 | 2-3 | 2-2 | 4-6 |
| Conference games | 6-11 | 11-7 | 7-11 | 24-29 |
| vs. Top 25 teams | 3-7 | 0-4 | 1-4 | 4-15 |
| Overtime games | 2-1 | 1-1 | 0-0 | 3-2 |
| Lead at halftime | 12-3 | 21-4 | 16-6 | 49-13 |
| Trail at halftime | 5-7 | 2-9 | 2-9 | 9-25 |
| Tied at halftime | 0-3 | 0-0 | 0-0 | 0-3 |
| Lead with 10:00 left | 14-3 | 23-2 | 15-4 | 52-9 |
| Trail with 10:00 left | 3-8 | 0-11 | 2-11 | 5-30 |
| Tied with 10:00 left | 0-1 | 0-0 | 1-0 | 1-1 |
| Lead with 5:00 left | 15-3 | 23-2 | 16-3 | 54-8 |
| Trail with 5:00 left | 1-9 | 0-10 | 1-12 | 2-31 |
| Tied with 5:00 left | 1-0 | 0-1 | 1-0 | 2-1 |
| Lead with 2:00 left | 16-2 | 22-2 | 18-3 | 56-7 |
| Trail with 2:00 left | 1-9 | 0-11 | 0-12 | 1-32 |
| Tied with 2:00 left | 0-1 | 1-0 | 0-0 | 1-1 |
| Shoot better FG% | 14-3 | 22-3 | 14-2 | 50-8 |
| Shoot worse FG% | 3-10 | 1-10 | 4-13 | 8-33 |
| Shoot 50%-plus | 4-1 | 9-0 | 1-0 | 14-1 |
| Shoot below 50% | 13-12 | 13-13 | 17-5 | 43-30 |
| Opponent shoots 50%-plus | 1-2 | 0-6 | 0-4 | 1-12 |
| Opponent shoots below 50% | 16-10 | 21-7 | 18-10 | 55-27 |
| Opponent shoots below 40% | 7-3 | 11-0 | 12-5 | 30-8 |
| Make 7 or fewer 3FGs | 10-11 | 7-8 | 8-9 | 25-28 |
| Make 8 or more 3FGs | 7-2 | 16-5 | 10-6 | 33-13 |
| Shoot more FTs than opponent | 12-5 | 10-2 | 10-5 | 32-12 |
| Opponent shoots more FTs | 3-9 | 12-10 | 7-10 | 22-29 |
| Outrebounds opponent | 15-9 | 20-2 | 13-3 | 48-14 |
| Opponent outrebounds UC | 2-3 | 3-11 | 4-13 | 9-27 |
| Same number of rebounds | 0-1 | 0-0 | 1-0 | 1-1 |
| Fewer turnovers than opponent | 8-3 | 15-8 | 13-9 | 36-20 |
| More turnovers than opponent | 7-10 | 8-5 | 4-4 | 19-19 |
| Commits same as opponent | 1-0 | 0-0 | 1-2 | 2-2 |
| Commits 12 or fewer turnovers | 11-6 | 17-9 | 16-13 | 44-28 |
| Outscores opponent bench | 15-10 | 15-4 | 12-7 | 42-21 |
| 1-3 point games | 3-3 | 2-2 | 2-3 | 7-8 |
| 4-5 point games | 2-6 | 1-1 | 2-2 | 5-9 |
| 6-10 point games | 1-2 | 3-6 | 3-5 | 7-13 |
| 11-19 point games | 6-2 | 9-2 | 5-3 | 20-7 |
| 20-plus point games | 5-0 | 8-2 | 6-2 | 19-4 |
| Scores 59 or fewer points | 0-4 | 1-5 | 1-6 | 2-15 |
| Scores 60-69 points | 3-5 | 1-4 | 3-4 | 7-13 |
| Scores 70-79 points | 5-4 | 7-3 | 11-4 | 23-11 |
| Scores 80 or more points | 9-0 | 14-2 | 3-1 | 26-3 |
| Holds opponent to 49 or fewer | 1-0 | 0-0 | 2-0 | 3-0 |
| Holds opponent to 50-59 points | 5-0 | 10-1 | 8-1 | 23-2 |
| Holds opponent to 60-69 points | 4-6 | 6-1 | 5-4 | 15-11 |
| Opponent scores 70-79 points | 6-4 | 6-7 | 2-5 | 14-16 |
| Opponent scores 80-plus points | 1-3 | 1-4 | 0-5 | 2-12 |
| November | 6-0 | 5-3 | 5-2 | 16-5 |
| December | 5-2 | 5-1 | 5-1 | 15-4 |
| January | 3-5 | 4-4 | 5-3 | 12-11 |
| February | 2-5 | 5-3 | 2-6 | 9-14 |
| March | 1-1 | 4-2 | 1-3 | 6-6 |
| Monday | 1-1 | 1-1 | 1-0 | 3-2 |
| Tuesday | 4-4 | 0-2 | 4-4 | 8-10 |
| Wednesday | 1-2 | 9-3 | 3-1 | 13-6 |
| Thursday | | 3-0 | 4-1 | 7-1 |
| Friday | 3-0 | 1-0 | 0-1 | 4-1 |
| Saturday | 5-6 | 5-2 | 2-5 | 12-13 |
| Sunday | 3-0 | 4-5 | 3-2 | 10-7 |
| After a win | 9-8 | 13-10 | 9-9 | 31-27 |
| After a loss | 7-5 | 9-3 | 7-6 | 23-14 |

2023-24 BOX SCORES

Cincinnati 69, UIC 58



Official Basketball Box Score - Final
UIC at Cincinnati
11/06/23 Fifth Third Arena, Cincinnati
Cincinnati vs. UIC

Game Time: 9:00 PM
Game Duration: 1:54
Attendance: 9,936



Officials: Rick Crawford, Steve Divine, Chris Hudson

UIC - 58

Record: 0-1

| NO. | Name | Min | FG | 3P | FT | Rebounds | Fouls | TP | AS | TO | ST | Blocks | +/- |
|--------|----------------|---------|-------|------|-----|-----------|-------|----|----|----|----|--------|-----|
| | | | M-A | M-A | M-A | OR DR TOT | PF FD | | | | | BS BA | |
| 33 | Jaden Brownell | F 16:46 | 0-5 | 0-4 | 0-0 | 0 1 1 | 3 1 | 0 | 0 | 1 | 0 | 0 0 | -8 |
| 1 | Isaiah Rivera | G 24:48 | 3-8 | 1-4 | 1-2 | 0 3 3 | 3 1 | 8 | 1 | 3 | 1 | 1 1 | -3 |
| 3 | CJ Jones | G 27:41 | 6-13 | 0-2 | 1-1 | 0 2 2 | 1 2 | 13 | 0 | 4 | 1 | 0 0 | -11 |
| 4 | Ethan Pickett | G 34:03 | 6-8 | 0-1 | 1-1 | 1 4 5 | 2 1 | 13 | 1 | 2 | 0 | 0 0 | -3 |
| 5 | Toby Okani | G 35:46 | 9-16 | 1-2 | 1-3 | 3 8 11 | 2 2 | 20 | 3 | 1 | 0 | 6 0 | -3 |
| 0 | Drew King | 12:05 | 0-2 | 0-0 | 0-0 | 1 0 1 | 0 0 | 0 | 1 | 2 | 0 | 0 1 | -13 |
| 2 | Steven Clay | 21:51 | 0-2 | 0-0 | 0-0 | 1 6 7 | 2 1 | 0 | 0 | 1 | 1 | 0 0 | -10 |
| 50 | Filip Skobalj | 21:14 | 2-5 | 0-3 | 0-0 | 0 1 1 | 1 1 | 4 | 1 | 0 | 1 | 0 0 | -1 |
| 13 | Nathan Ojukwu | 03:46 | 0-0 | 0-0 | 0-0 | 0 0 0 | 0 0 | 0 | 0 | 0 | 0 | 0 0 | -1 |
| 54 | Cameron Fens | 02:00 | 0-1 | 0-0 | 0-0 | 0 0 0 | 0 0 | 0 | 0 | 1 | 0 | 0 0 | -5 |
| Team | | | | | | 0 5 5 | | 0 | | 0 | | | |
| Totals | | | 26-60 | 2-16 | 4-7 | 6 30 36 | 14 9 | 58 | 7 | 15 | 4 | 7 2 | -11 |

Technical Fouls: NONE

Cincinnati - 69

Record: 1-0

| NO. | Name | Min | FG | 3P | FT | Rebounds | Fouls | TP | AS | TO | ST | Blocks | +/- |
|--------|-------------------|---------|-------|------|------|-----------|-------|----|----|----|----|--------|-----|
| | | | M-A | M-A | M-A | OR DR TOT | PF FD | | | | | BS BA | |
| 30 | Viktor Lakhin | F 24:28 | 2-8 | 0-2 | 3-4 | 3 5 8 | 3 2 | 7 | 1 | 1 | 2 | 0 2 | 8 |
| 33 | Ody Oguama | F 20:44 | 3-3 | 0-0 | 0-0 | 1 7 8 | 2 0 | 6 | 1 | 1 | 1 | 0 0 | 9 |
| 41 | Simas Lukosius | F 23:51 | 2-11 | 1-6 | 0-0 | 1 3 4 | 0 2 | 5 | 2 | 2 | 0 | 0 2 | 4 |
| 1 | Day Day Thomas | G 26:08 | 6-13 | 1-5 | 2-5 | 0 3 3 | 1 3 | 15 | 3 | 2 | 3 | 0 1 | 12 |
| 15 | John Newman III | G 27:19 | 3-5 | 0-1 | 0-0 | 1 2 3 | 1 0 | 6 | 1 | 0 | 2 | 0 0 | 0 |
| 0 | Dan Skillings Jr. | 28:05 | 5-12 | 0-2 | 3-4 | 2 6 8 | 0 7 | 13 | 2 | 0 | 0 | 0 2 | 18 |
| 5 | CJ Fredrick | 25:57 | 4-8 | 3-6 | 0-0 | 0 2 2 | 0 2 | 11 | 1 | 0 | 2 | 1 0 | 3 |
| 2 | Jizzie James | 13:52 | 3-6 | 0-2 | 0-0 | 1 1 2 | 0 0 | 6 | 1 | 2 | 1 | 1 0 | -1 |
| 10 | Josh Reed | 09:36 | 0-1 | 0-1 | 0-0 | 0 0 0 | 0 0 | 0 | 0 | 0 | 0 | 0 0 | 2 |
| Team | | | | | | 1 0 1 | | 0 | | 1 | | | |
| Totals | | | 28-67 | 5-25 | 8-13 | 10 29 39 | 9 14 | 69 | 12 | 9 | 11 | 2 7 | 11 |

Technical Fouls: NONE

| | UIC | CIN | | | | |
|------------------|---------------------------|---------------------------|--------------------------|-----|-----|-----|
| Biggest lead | 5 (1 st 16:45) | 16 (2 nd 6:00) | Points from | UIC | CIN | |
| Best Scoring Run | 6 (2 nd 9:49) | 9 (1 st 7:04) | Turnovers | 2 | 20 | |
| | | | Paint | 40 | 44 | |
| Lead Changes | 5 | | Second Chance | 7 | 8 | |
| Times Tied | 4 | | Fast Breaks | 7 | 8 | |
| Time with Lead | 06:35 | 31:16 | Bench | 4 | 30 | |
| | | | Period by Period Scoring | | | |
| | | | | 1st | 2nd | TOT |
| | | | UIC | 30 | 28 | 58 |
| | | | CIN | 40 | 29 | 69 |

Cincinnati 93, Detroit Mercy 61

Official Basketball Box Score - Final
Detroit Mercy at Cincinnati
11/10/23 Fifth Third Arena, Cincinnati
Cincinnati vs. Detroit Mercy

Game Time: 7:00 PM
Game Duration: 1:52
Attendance: 4,267

Officials: Antonio Petty, Blake Harris, John Jenkins

Detroit Mercy - 61

Record: 0-2

| NO. | Name | Min | FG | 3P | FT | Rebounds | Fouls | TP | AS | TO | ST | Blocks | +/- |
|--------|-------------------|---------|-------|------|-------|-----------|-------|----|----|----|----|--------|-----|
| | | | M-A | M-A | M-A | OR DR TOT | PF FD | | | | | BS BA | |
| 23 | Edoardo Del Cadia | F 21:12 | 4-5 | 2-3 | 3-3 | 0 3 3 | 5 3 | 13 | 2 | 5 | 1 | 1 0 | -24 |
| 33 | Oton Jankovic | F 23:13 | 0-3 | 0-2 | 3-4 | 0 3 3 | 5 4 | 3 | 2 | 3 | 0 | 1 0 | -12 |
| 7 | Abdullah Olajuwon | G 20:30 | 1-2 | 0-0 | 0-2 | 2 4 6 | 3 1 | 2 | 1 | 1 | 2 | 1 0 | -9 |
| 8 | Donovann Toatley | G 26:35 | 4-16 | 3-7 | 0-0 | 1 2 3 | 0 0 | 11 | 3 | 1 | 2 | 0 1 | -26 |
| 14 | Jayden Stone | G 40:00 | 9-20 | 4-9 | 3-4 | 0 5 5 | 1 2 | 25 | 1 | 2 | 2 | 0 0 | -32 |
| 35 | Marcus Tankersley | 37:36 | 3-8 | 0-0 | 1-4 | 0 1 1 | 1 3 | 7 | 0 | 0 | 1 | 0 1 | -27 |
| 13 | Tyree Davis | 01:51 | 0-0 | 0-0 | 0-0 | 0 1 1 | 2 0 | 0 | 0 | 0 | 0 | 0 0 | -6 |
| 1 | Mak Manciel | 11:00 | 0-1 | 0-1 | 0-0 | 0 1 1 | 1 0 | 0 | 0 | 1 | 0 | 0 0 | -21 |
| 5 | Kyle LeGreair | 01:46 | 0-0 | 0-0 | 0-0 | 0 0 0 | 0 0 | 0 | 0 | 0 | 0 | 0 0 | -1 |
| 12 | Trenton Johnson | 14:42 | 0-1 | 0-1 | 0-0 | 1 1 2 | 0 0 | 0 | 1 | 1 | 0 | 0 0 | -4 |
| 41 | Tobin Schwannecke | 01:35 | 0-0 | 0-0 | 0-0 | 0 0 0 | 0 0 | 0 | 0 | 0 | 0 | 0 0 | 2 |
| Team | | | | | | 1 0 1 | | 0 | | 1 | | | |
| Totals | | | 21-56 | 9-23 | 10-17 | 5 21 26 | 18 13 | 61 | 10 | 15 | 8 | 3 2 | -32 |

Technical Fouls: NONE

Cincinnati - 93

Record: 2-0

| NO. | Name | Min | FG | 3P | FT | Rebounds | Fouls | TP | AS | TO | ST | Blocks | +/- |
|--------|-------------------|---------|-------|-------|------|-----------|-------|----|----|----|----|--------|-----|
| | | | M-A | M-A | M-A | OR DR TOT | PF FD | | | | | BS BA | |
| 30 | Viktor Lakhin | F 18:16 | 4-7 | 0-1 | 0-0 | 2 3 5 | 1 1 | 8 | 4 | 2 | 1 | 1 0 | 24 |
| 33 | Ody Oguama | F 21:32 | 2-5 | 0-0 | 0-0 | 3 4 7 | 4 3 | 4 | 0 | 0 | 0 | 1 0 | 17 |
| 1 | Day Day Thomas | G 19:34 | 4-8 | 2-3 | 1-2 | 0 0 0 | 0 2 | 11 | 1 | 0 | 4 | 0 0 | 23 |
| 5 | CJ Fredrick | G 18:39 | 5-6 | 4-5 | 0-1 | 0 1 1 | 1 1 | 14 | 0 | 0 | 0 | 0 0 | 20 |
| 15 | John Newman III | G 20:08 | 4-7 | 3-5 | 2-4 | 2 6 8 | 0 3 | 13 | 3 | 0 | 0 | 0 1 | 17 |
| 0 | Dan Skillings Jr. | 20:27 | 4-10 | 3-8 | 0-2 | 1 7 8 | 2 3 | 11 | 2 | 3 | 0 | 0 1 | 19 |
| 41 | Simas Lukosius | 20:32 | 4-8 | 2-5 | 0-0 | 0 1 1 | 1 1 | 10 | 5 | 0 | 0 | 0 0 | 27 |
| 2 | Jizzie James | 18:51 | 4-6 | 1-1 | 4-4 | 2 0 2 | 1 2 | 13 | 3 | 4 | 0 | 0 0 | 11 |
| 10 | Josh Reed | 25:32 | 2-7 | 1-4 | 0-2 | 5 7 12 | 1 2 | 5 | 4 | 3 | 0 | 0 0 | 15 |
| 11 | C.J. Anthony | 08:14 | 2-5 | 0-1 | 0-0 | 2 2 4 | 1 0 | 4 | 1 | 1 | 0 | 0 0 | -4 |
| 44 | Sage Tolentino | 05:05 | 0-2 | 0-1 | 0-0 | 0 1 1 | 1 0 | 0 | 0 | 0 | 0 | 0 0 | -1 |
| 14 | Landen Long | 01:35 | 0-0 | 0-0 | 0-0 | 0 0 0 | 0 0 | 0 | 0 | 0 | 0 | 0 0 | -2 |
| 21 | Chase Kirkwood | 01:35 | 0-0 | 0-0 | 0-0 | 0 0 0 | 0 0 | 0 | 0 | 0 | 0 | 0 0 | -2 |
| Team | | | | | | 2 1 3 | | 0 | | 0 | | | |
| Totals | | | 35-71 | 16-34 | 7-15 | 19 33 52 | 13 18 | 93 | 23 | 13 | 5 | 2 3 | 32 |

Technical Fouls: NONE

| | UDM | CIN | | | | |
|------------------|---------------------------|----------------------------|---------------|-----|-----|--------------------------|
| Biggest lead | 0 (1 st 20:00) | 40 (2 nd 11:17) | Points from | UDM | CIN | Period by Period Scoring |
| Best Scoring Run | 6 (1 st 12:52) | 12 (1 st 5:36) | Turnovers | 15 | 17 | |
| Lead Changes | 0 | | Paint | 20 | 34 | 1st 2nd TOT |
| Times Tied | 0 | | Second Chance | 2 | 22 | UDM 27 34 61 |
| Time with Lead | 00:00 | 39:46 | Fast Breaks | 6 | 10 | CIN 60 33 93 |
| | | | Bench | 7 | 43 | |

Cincinnati 85, Eastern Washington 73



Official Basketball Box Score - Final
Eastern Wash. at Cincinnati
11/12/23 Fifth Third Arena, Cincinnati
Cincinnati vs. Eastern Washington

Game Time: 12:00 PM
Game Duration: 2:09
Attendance: 3,063



Officials: Roger Ayers, Bert Smith, Anthony Eades

Eastern Wash. - 73

Record: 0-3

| NO. | Name | Min | FG | 3P | FT | Rebounds | Fouls | TP | AS | TO | ST | Blocks | +/- |
|--------|--------------------|---------|-------|------|-------|-----------|-------|----|----|----|----|--------|-----|
| | | | M-A | M-A | M-A | OR DR TOT | PF FD | | | | | BS BA | |
| 0 | Cedric Coward | F 26:39 | 8-15 | 2-7 | 3-3 | 0 6 6 | 4 3 | 21 | 1 | 1 | 1 | 0 1 | -7 |
| 10 | Ethan Price | F 20:15 | 2-5 | 0-3 | 3-4 | 0 4 4 | 5 4 | 7 | 2 | 1 | 0 | 2 0 | 10 |
| 31 | Casey Jones | F 31:02 | 5-12 | 0-2 | 6-8 | 1 1 2 | 3 7 | 16 | 2 | 1 | 2 | 0 1 | -4 |
| 13 | Jake Kyman | G 24:38 | 2-6 | 1-2 | 0-0 | 0 3 3 | 2 0 | 5 | 3 | 1 | 0 | 0 0 | -7 |
| 55 | Ellis Magnuson | G 25:40 | 1-1 | 0-0 | 3-4 | 0 2 2 | 2 2 | 5 | 6 | 2 | 1 | 0 0 | 1 |
| 4 | LeJuan Watts | 18:43 | 4-4 | 0-0 | 0-0 | 1 2 3 | 2 0 | 8 | 0 | 0 | 0 | 0 0 | -26 |
| 32 | Dane Erikstrup | 17:52 | 2-10 | 1-6 | 0-0 | 0 1 1 | 2 1 | 5 | 0 | 2 | 0 | 0 0 | -19 |
| 5 | Andre Mulibea | 21:32 | 2-4 | 1-2 | 1-4 | 0 4 4 | 3 2 | 6 | 1 | 1 | 0 | 0 0 | -5 |
| 21 | Sebastian Hartmann | 07:44 | 0-1 | 0-1 | 0-0 | 0 1 1 | 0 0 | 0 | 0 | 0 | 0 | 0 0 | -8 |
| 2 | Mason Williams | 05:56 | 0-0 | 0-0 | 0-0 | 0 1 1 | 1 0 | 0 | 0 | 1 | 0 | 0 0 | 5 |
| Team | | | | | | 1 4 5 | | 0 | | 0 | | | |
| Totals | | | 26-58 | 5-23 | 16-23 | 3 29 32 | 24 19 | 73 | 16 | 10 | 4 | 2 2 | -12 |

Technical Fouls: NONE

Cincinnati - 85

Record: 3-0

| NO. | Name | Min | FG | 3P | FT | Rebounds | Fouls | TP | AS | TO | ST | Blocks | +/- |
|--------|-------------------|---------|-------|------|-------|-----------|-------|----|----|----|----|--------|-----|
| | | | M-A | M-A | M-A | OR DR TOT | PF FD | | | | | BS BA | |
| 30 | Viktor Lakhin | F 26:22 | 9-12 | 2-3 | 6-8 | 5 6 11 | 2 4 | 26 | 1 | 0 | 1 | 1 1 | 11 |
| 33 | Ody Oguama | F 17:08 | 0-2 | 0-0 | 3-6 | 0 4 4 | 2 4 | 3 | 0 | 0 | 1 | 1 0 | 3 |
| 1 | Day Day Thomas | G 23:44 | 4-11 | 1-4 | 2-2 | 0 4 4 | 5 4 | 11 | 5 | 0 | 1 | 0 0 | 1 |
| 5 | CJ Fredrick | G 23:31 | 0-2 | 0-1 | 0-0 | 0 1 1 | 3 0 | 0 | 0 | 1 | 0 | 0 0 | 12 |
| 15 | John Newman III | G 30:39 | 3-5 | 2-2 | 2-4 | 1 4 5 | 4 2 | 10 | 2 | 2 | 1 | 0 0 | 9 |
| 0 | Dan Skillings Jr. | 26:53 | 4-14 | 1-5 | 0-2 | 1 6 7 | 0 2 | 9 | 0 | 1 | 2 | 0 0 | -7 |
| 41 | Simas Lukosius | 25:52 | 4-8 | 1-3 | 2-2 | 0 2 2 | 0 3 | 11 | 4 | 2 | 0 | 0 0 | 20 |
| 2 | Jizzie James | 16:16 | 3-4 | 1-2 | 6-7 | 0 2 2 | 2 4 | 13 | 2 | 0 | 0 | 0 0 | 11 |
| 10 | Josh Reed | 09:35 | 1-2 | 0-1 | 0-0 | 0 0 0 | 1 1 | 2 | 0 | 0 | 1 | 0 0 | 0 |
| Team | | | | | | 0 0 0 | | 0 | | 0 | | | |
| Totals | | | 28-60 | 8-21 | 21-31 | 7 29 36 | 19 24 | 85 | 14 | 7 | 6 | 2 2 | 12 |

Technical Fouls: NONE

| | EWU | CIN | Points from | | Period by Period Scoring | | | | |
|------------------|---------------------------|----------------------------|---------------|----|--------------------------|-----|-----|-----|----|
| Biggest lead | 3 (1 st 16:29) | 15 (2 nd 9:45) | Turnovers | 4 | 5 | | | | |
| Best Scoring Run | 5 (1 st 16:29) | 14 (1 st 11:33) | Paint | 40 | 38 | 1st | 2nd | TOT | |
| Lead Changes | 3 | | Second Chance | 6 | 10 | EWU | 30 | 43 | 73 |
| Times Tied | 2 | | Fast Breaks | 15 | 13 | CIN | 38 | 47 | 85 |
| Time with Lead | 01:58 | 35:55 | Bench | 19 | 35 | | | | |

2023-24 BOX SCORES

Cincinnati 89, Georgia Tech 54



Official Basketball Box Score - Final
Georgia Tech at Cincinnati
11/22/23 Fifth Third Arena, Cincinnati
Cincinnati vs. Georgia Tech

Game Time: 7:00 PM
Game Duration: 2:01
Attendance: 11,756



Official Basketball Box Score - Final
Cincinnati at Howard
11/28/23 Burr Gymnasium, Washington
Howard vs. Cincinnati

Game Time: 4:00 PM
Game Duration: 2:20
Attendance: 1,324

Officials: Doug Simons, Ron Groover, Clarence Armstrong

Officials:

| Georgia Tech - 54 | | | Record: 2-2 | | | | | | | | | | | | |
|-------------------|------------------------|---------|-------------|-----------|-----------|-----------------------|----------------|----|----|----|----|-----------------|-----|-----|--|
| NO. | Name | Min | FG M-A | 3P M-A | FT M-A | Rebounds OR DR TOT | Fouls PF FD | TP | AS | TO | ST | Blocks BS BA | +/- | | |
| 11 | Baye Ndongo | F 24:02 | 3-7 | 0-0 | 2-5 | 3 5 8 | 0 4 | 8 | 0 | 7 | 1 | 3 | 0 | -30 | |
| 12 | Tyzaun Claude | F 10:37 | 1-2 | 0-0 | 0-0 | 0 2 2 | 1 0 | 2 | 0 | 1 | 0 | 1 | 0 | -16 | |
| 13 | Miles Kelly | G 25:11 | 3-10 | 0-3 | 6-7 | 1 1 2 | 1 4 | 12 | 1 | 1 | 1 | 0 | 2 | -23 | |
| 14 | Kowacie Reeves | G 29:03 | 4-6 | 1-2 | 5-5 | 1 2 3 | 0 3 | 14 | 1 | 1 | 1 | 3 | 0 | -25 | |
| 24 | Amaree Abram | G 13:15 | 1-6 | 0-0 | 0-0 | 0 4 4 | 2 1 | 2 | 1 | 1 | 0 | 0 | 0 | -14 | |
| 1 | Kyle Sturdivant | 11:41 | 0-3 | 0-0 | 2-2 | 0 1 1 | 1 1 | 2 | 4 | 0 | 0 | 0 | 0 | -17 | |
| 10 | Ebenezer Dowuona | 17:32 | 0-0 | 0-0 | 0-0 | 0 0 0 | 2 0 | 0 | 1 | 0 | 0 | 1 | 0 | -10 | |
| 3 | Dallan "Deebo" Coleman | 13:17 | 0-2 | 0-2 | 0-0 | 0 1 1 | 2 0 | 0 | 0 | 1 | 1 | 0 | 0 | -24 | |
| 23 | Ibrahima Sacko | 23:51 | 1-3 | 1-3 | 0-0 | 0 3 3 | 3 0 | 3 | 0 | 1 | 0 | 0 | 0 | -14 | |
| 4 | Carter Murphy | 14:17 | 1-4 | 1-4 | 0-0 | 0 4 4 | 3 1 | 3 | 0 | 0 | 0 | 2 | 0 | 0 | |
| 2 | Nathanael George | 15:04 | 3-6 | 2-3 | 0-0 | 0 1 1 | 1 1 | 8 | 0 | 3 | 0 | 0 | 2 | -4 | |
| 35 | Emmer Nichols | 02:10 | 0-0 | 0-0 | 0-0 | 0 1 1 | 0 0 | 0 | 0 | 0 | 0 | 0 | 0 | 2 | |
| Team | | | | | | 2 | 0 | 2 | 0 | 3 | | | | | |
| Totals | | | 17-49 | 5-17 | 15-19 | 7 25 32 | 16 15 | 54 | 8 | 9 | 4 | 10 | 4 | -35 | |

Technical Fouls: NONE

| Cincinnati - 89 | | | Record: 5-0 | | | | | | | | | | | | |
|-----------------------|-------------------|---|-------------|-----------|-----------|-----------|-----------------------|----------------|----|----|----|----|-----------------|-------|--|
| NO. | Name | | Min | FG M-A | 3P M-A | FT M-A | Rebounds OR DR TOT | Fouls PF FD | TP | AS | TO | ST | Blocks BS BA | +/- | |
| 30 | Viktor Lakhin | F | 22:17 | 5-6 | 5-6 | 0-0 | 1 5 6 | 3 0 | 15 | 1 | 1 | 1 | 2 | 27 | |
| 33 | Ody Oguama | F | 17:29 | 1-1 | 0-0 | 4-6 | 2 2 4 | 2 3 | 6 | 1 | 0 | 2 | 0 | 14 | |
| 1 | Day Day Thomas | G | 22:31 | 4-11 | 1-7 | 0-0 | 0 0 0 | 2 2 | 9 | 4 | 1 | 2 | 1 | 2 8 | |
| 5 | CJ Fredrick | G | 19:39 | 3-6 | 3-5 | 2-3 | 0 2 2 | 1 1 | 11 | 1 | 0 | 0 | 0 | 1 27 | |
| 15 | John Newman III | G | 21:29 | 4-8 | 1-4 | 3-4 | 1 2 3 | 3 2 | 12 | 0 | 1 | 0 | 0 | 1 10 | |
| 55 | Aziz Bandoago | | 21:18 | 3-4 | 0-0 | 2-3 | 1 8 9 | 2 4 | 8 | 1 | 0 | 0 | 1 | 1 21 | |
| 0 | Dan Skillings Jr. | | 20:40 | 2-7 | 0-2 | 2-2 | 1 2 3 | 0 1 | 6 | 1 | 0 | 1 | 0 | 0 23 | |
| 41 | Simas Lukosius | | 15:56 | 3-5 | 2-3 | 0-0 | 0 1 1 | 1 0 | 8 | 4 | 2 | 0 | 0 | 0 25 | |
| 2 | Jizzle James | | 15:19 | 3-6 | 1-3 | 1-2 | 0 1 1 | 1 1 | 8 | 3 | 1 | 1 | 0 | 0 29 | |
| 10 | Josh Reed | | 12:05 | 1-3 | 1-2 | 0-0 | 0 1 1 | 0 0 | 3 | 0 | 0 | 0 | 0 | 0 -1 | |
| 11 | C.J. Anthony | | 06:56 | 0-3 | 0-3 | 3-4 | 1 1 2 | 0 2 | 3 | 1 | 0 | 0 | 0 | 1 -1 | |
| 21 | Chase Kirkwood | | 02:11 | 0-1 | 0-0 | 0-0 | 0 0 0 | 0 0 | 0 | 0 | 0 | 0 | 0 | 0 -2 | |
| 14 | Landen Long | | 02:10 | 0-1 | 0-0 | 0-0 | 0 0 0 | 0 0 | 0 | 0 | 0 | 0 | 0 | 1 -2 | |
| Team | | | | | | | 1 1 2 | | 0 | 0 | | | | | |
| Totals | | | | 29-62 | 14-35 | 17-24 | 8 26 34 | 15 16 | 89 | 17 | 6 | 7 | 4 | 10 35 | |
| Technical Fouls: NONE | | | | | | | | | | | | | | | |

Technical Fouls: NONE

| GTU | | CIN | | Points from | | GTU | | CIN | | Period by Period Scoring | | |
|------------------|---------------------------|----------------------------|--|---------------|----|-----|--|-----------------|-----------------|--------------------------|----|--|
| Biggest lead | 3 (1 st 17:14) | 41 (2 nd 10:56) | | Turnovers | 8 | 20 | | 1 st | 2 nd | TOT | | |
| Best Scoring Run | 10 (2 nd 5:47) | 16 (2 nd 14:02) | | Paint | 16 | 22 | | GTU | 32 | 22 | 54 | |
| Lead Changes | 2 | | | Second Chance | 5 | 14 | | CIN | 40 | 49 | 89 | |
| Times Tied | 3 | | | Fast Breaks | 4 | 19 | | | | | | |
| Time with Lead | 00:43 | 35:29 | | Bench | 16 | 36 | | | | | | |

Cincinnati 86, Howard 81 (OT)



Official Basketball Box Score - Final
Cincinnati at Howard
11/28/23 Burr Gymnasium, Washington
Howard vs. Cincinnati

Game Time: 4:00 PM
Game Duration: 2:20
Attendance: 1,324

Officials:

| Cincinnati - 86 | | | | | | | | | | | | | Record: 6-0 | | | | | | | | | | | | |
|-------------------------|-------------------|---------|-------|-------|-------|----|----------|----|-------|----|----|----|-------------|----|--------|----|-----|----|--|--|--|--|--|--|--|
| NO. | Name | Min | FG | | 3P | FT | Rebounds | | Fouls | | TP | AS | TO | ST | Blocks | | +/- | | | | | | | | |
| | | | M-A | M-A | | | OR | DR | OT | PF | | | | | FD | BS | | BA | | | | | | | |
| 30 | Viktor Lakhin | F 32:26 | 8-14 | 0-2 | 3-6 | 2 | 4 | 6 | 1 | 6 | 19 | 0 | 3 | 1 | 2 | 0 | 2 | | | | | | | | |
| 55 | Aziz Bandoago | C 22:03 | 4-5 | 0-0 | 4-5 | 3 | 2 | 5 | 2 | 4 | 12 | 0 | 1 | 0 | 0 | 0 | 5 | | | | | | | | |
| 1 | Day Day Thomas | G 25:09 | 2-8 | 0-1 | 2-2 | 0 | 5 | 5 | 1 | 2 | 6 | 4 | 3 | 1 | 0 | 0 | -5 | | | | | | | | |
| 5 | CJ Fredrick | G 21:50 | 0-2 | 0-2 | 0-0 | 1 | 0 | 1 | 2 | 0 | 0 | 2 | 0 | 0 | 0 | 0 | 0 | | | | | | | | |
| 15 | John Newman III | G 33:31 | 4-7 | 0-2 | 3-3 | 3 | 3 | 6 | 3 | 3 | 11 | 2 | 1 | 1 | 0 | 0 | 5 | | | | | | | | |
| 0 | Dan Skillings Jr. | 31:45 | 6-13 | 0-3 | 4-4 | 4 | 2 | 6 | 2 | 3 | 16 | 2 | 2 | 2 | 0 | 0 | 8 | | | | | | | | |
| 41 | Simas Lukosius | 28:11 | 4-9 | 3-7 | 0-0 | 1 | 2 | 3 | 1 | 1 | 11 | 0 | 0 | 1 | 0 | 0 | 1 | | | | | | | | |
| 2 | Jizzle James | 19:51 | 4-9 | 0-1 | 1-1 | 1 | 3 | 4 | 1 | 1 | 9 | 2 | 0 | 1 | 1 | 1 | 10 | | | | | | | | |
| 33 | Ody Oguama | 10:15 | 1-1 | 0-0 | 0-0 | 0 | 0 | 0 | 1 | 0 | 2 | 1 | 0 | 0 | 0 | 0 | -1 | | | | | | | | |
| Team | | | | | | 2 | 2 | 4 | | | 0 | | | | | | | | | | | | | | |
| Totals | | | 33-68 | 3-18 | 17-21 | 17 | 23 | 40 | 14 | 20 | 86 | 13 | 7 | 0 | 3 | 1 | 5 | | | | | | | | |
| Technical Fouls: NONE | | | | | | | | | | | | | | | | | | | | | | | | | |
| Dead Ball Rebounds: 2.0 | | | | | | | | | | | | | | | | | | | | | | | | | |
| Shooting By Period | | | | | | | | | | | | | | | | | | | | | | | | | |
| 1st FG% | | 13-32 | | 40.6% | | | | | | | | | | | | | | | | | | | | | |
| 3PT% | | 2-10 | | 20.0% | | | | | | | | | | | | | | | | | | | | | |
| FT% | | 6-7 | | 85.7% | | | | | | | | | | | | | | | | | | | | | |
| 2nd FG% | | 16-30 | | 53.3% | | | | | | | | | | | | | | | | | | | | | |
| 3PT% | | 1-8 | | 12.5% | | | | | | | | | | | | | | | | | | | | | |
| FT% | | 7-8 | | 87.5% | | | | | | | | | | | | | | | | | | | | | |
| OTFG% | | 4-6 | | 66.7% | | | | | | | | | | | | | | | | | | | | | |
| 3PT% | | 0-0 | | 0.0% | | | | | | | | | | | | | | | | | | | | | |
| FT% | | 4-6 | | 66.7% | | | | | | | | | | | | | | | | | | | | | |
| GM FG% | | 33-68 | | 48.5% | | | | | | | | | | | | | | | | | | | | | |
| 3PT% | | 3-18 | | 16.7% | | | | | | | | | | | | | | | | | | | | | |
| FT% | | 17-21 | | 81.0% | | | | | | | | | | | | | | | | | | | | | |

Technical Fouls: NONE

| Howard - 81 | | | Record: 3-5 | | | | | | | | | | | | | | | | | | | | |
|-------------|-----------------|---------|-------------|-----|------|-------|----------|-------|------|-------|----|----|--------|-----|----|----|----|----|---|---|---|---|----|
| NO. | Name | Min | FG | M-A | M-A | M-A | Rebounds | Fouls | TP | AS | TO | ST | Blocks | +/- | | | | | | | | | |
| | | | M-A | M-A | M-A | OR | DR | TOT | PF | FD | | | BS | | BA | | | | | | | | |
| 22 | Shy Odom | F 04:57 | 0-0 | 0-0 | 0-0 | 0 | 0 | 0 | 0 | 1 | 2 | 0 | 0 | 0 | -1 | | | | | | | | |
| 31 | Seth Towns | F 40:06 | 6-14 | 3-7 | 9-10 | 1 | 6 | 7 | 2 | 5 | 24 | 3 | 2 | 1 | 0 | 3 | | | | | | | |
| 0 | Marcus Dockery | G 28:02 | 4-7 | 2-5 | 3-4 | 1 | 0 | 1 | 0 | 2 | 13 | 1 | 3 | 0 | 0 | -6 | | | | | | | |
| 3 | Isiah Warfield | G 36:50 | 2-4 | 1-2 | 0-0 | 0 | 2 | 2 | 4 | 3 | 5 | 2 | 0 | 1 | 0 | -2 | | | | | | | |
| 34 | Bryce Harris | G 33:58 | 4-8 | 0-0 | 0-0 | 1 | 6 | 7 | 5 | 3 | 8 | 1 | 0 | 0 | 1 | 1 | -3 | | | | | | |
| 5 | Jelani Williams | 28:56 | 2-9 | 1-3 | 0-0 | 0 | 0 | 0 | 0 | 5 | 5 | 1 | 1 | 0 | 0 | 0 | -4 | | | | | | |
| 30 | Joshua Strong | 04:20 | 1-1 | 1-1 | 0-0 | 0 | 0 | 0 | 0 | 0 | 3 | 0 | 0 | 0 | 0 | 0 | 0 | | | | | | |
| 23 | Jordan Hairston | 28:56 | 5-9 | 1-3 | 0-0 | 3 | 2 | 5 | 1 | 0 | 11 | 2 | 0 | 1 | 0 | 1 | -3 | | | | | | |
| 40 | AJ Magbregor | 04:15 | 2-3 | 0-0 | 0-0 | 1 | 0 | 1 | 2 | 0 | 4 | 0 | 0 | 0 | 0 | 0 | -2 | | | | | | |
| 4 | Miles Stewart | 14:40 | 4-5 | 0-0 | 0-0 | 0 | 1 | 1 | 1 | 1 | 8 | 0 | 1 | 1 | 0 | 1 | -7 | | | | | | |
| Team | | | | | | 1 | | | 3 | 4 | 0 | | | 3 | | | | | | | | | |
| Totals | | | | | | 30-60 | | | 9-21 | 12-14 | 8 | 20 | 28 | 20 | 14 | 81 | 15 | 12 | 5 | 1 | 3 | 1 | -5 |

| Shooting By Period | | | |
|--------------------|------|-------|-------|
| 1st | FG% | 11-24 | 45.8% |
| | 3PT% | 4-9 | 44.4% |
| | FT% | 3-3 | 100% |
| 2nd | FG% | 16-28 | 57.1% |
| | 3PT% | 5-9 | 55.6% |
| | FT% | 8-9 | 88.9% |
| 3rd | FG% | 8-8 | 37.5% |
| 4th | FG% | 3-3 | 0.0% |
| | 3PT% | 0-3 | 0.0% |
| | FT% | 1-2 | 50% |
| GM | FG% | 30-60 | 50.0% |
| | 3PT% | 9-21 | 42.9% |
| | FT% | 12-14 | 85.7% |

Dead Ball Rebounds: 1-0

Technical Fouls: NONE

Technical Fouls: NONE

| CIN | | HOW | | Points from | | CIN | | HOW | | Period by Period Scoring | | |
|------------------|---------------------------|----------------------------|--|---------------|----|-----|--|-----------------|-----------------|--------------------------|-----|----|
| Biggest lead | 7 (1 st 0:49) | 6 (1 st 14:06) | | Turnovers | 12 | 10 | | 1 st | 2 nd | OT1 | TOT | |
| Best Scoring Run | 10 (2 nd 3:39) | 12 (2 nd 10:55) | | Paint | 54 | 34 | | CIN | 34 | 40 | 12 | 86 |
| Lead Changes | 5 | | | Second Chance | 28 | 10 | | HOW | 29 | 45 | 7 | 81 |
| Times Tied | 8 | | | Fast Breaks | 12 | 7 | | | | | | |
| Time with Lead | 25:57 | 13:48 | | Bench | 38 | 31 | | | | | | |

Cincinnati 99, Florida Gulf Coast 62



Official Basketball Box Score - Final
FGCU at Cincinnati
12/03/23 Fifth Third Arena, Cincinnati
Cincinnati vs. FGCU

Game Time: 1:00 PM
Game Duration: 1:49
Attendance: 9,812



Official Basketball Box Score - Final
Cincinnati at Xavier
12/09/23 Citrus Center, Cincinnati
2023-24 Men's Basketball

Game Time: 6:30 PM
Game Duration: 2:18
Attendance: 10,724

Officials: Gerry Pollard, Antonio Petty, Blake Harris

Officials: Mike Roberts, Lamar Simpson, Tim Cloughery

| FGCU - 62 | | | Record: 2-7 | | | | | | | | | | | | |
|-----------------------|--------------------|---------|-------------|-----------|-----------|-----------------------|----------------|----|----|----|----|-----------------|-----|-----|-----|
| NO. | Name | Min | FG M-A | 3P M-A | FT M-A | Rebounds OR DR TOT | Fouls PF FD | TP | AS | TO | ST | Blocks BS BA | +/- | | |
| 10 | Zach Anderson | F 31:02 | 4-9 | 0-0 | 0-1 | 1 1 2 | 1 4 | 8 | 2 | 2 | 2 | 0 | -20 | | |
| 32 | Keeshawn Kellman | F 27:26 | 11-16 | 0-1 | 1-2 | 5 1 6 | 1 2 | 23 | 1 | 1 | 0 | 2 | 1 | -25 | |
| 1 | Rahmir Barno | G 33:49 | 4-8 | 0-0 | 0-0 | 1 3 4 | 3 1 | 8 | 3 | 1 | 2 | 1 | 0 | -23 | |
| 12 | Franco Miller Jr. | G 23:37 | 0-5 | 0-1 | 0-0 | 0 0 0 | 0 1 | 0 | 5 | 2 | 0 | 0 | 0 | -30 | |
| 23 | Dallan Johnson | G 30:11 | 3-12 | 2-6 | 0-0 | 0 3 3 | 0 1 | 8 | 0 | 1 | 1 | 0 | 0 | -26 | |
| 0 | Dakota Rivers | 13:35 | 2-2 | 1-1 | 0-0 | 0 2 2 | 1 1 | 5 | 0 | 1 | 1 | 1 | 0 | -11 | |
| 55 | Chase Johnston | 24:51 | 4-12 | 2-8 | 0-0 | 0 2 2 | 1 0 | 10 | 2 | 0 | 0 | 0 | 0 | -25 | |
| 4 | Cyrus Largie | 09:57 | 0-3 | 0-0 | 0-0 | 1 1 2 | 3 0 | 0 | 0 | 1 | 0 | 0 | 2 | -20 | |
| 24 | Josiah Shackelford | 05:32 | 0-1 | 0-0 | 0-0 | 0 1 1 | 0 1 | 0 | 1 | 0 | 0 | 0 | 1 | -5 | |
| Team | | | | | | 1 | 0 | 1 | 0 | 0 | | | | | |
| Totals | | | 28-68 | 5-17 | 1-3 | 9 | 14 | 9 | 13 | 62 | 14 | 6 | 6 | 4 | -37 |
| Technical Fouls: NONE | | | | | | | | | | | | | | | |

2023-24 BOX SCORES

Cincinnati 85, Bryant 53



Official Basketball Box Score - Final
Bryant at Cincinnati
12/12/23 Fifth Third Arena, Cincinnati
Cincinnati vs. Bryant

Game Time: 7:00 PM
Game Duration: 2:10
Attendance: 9,303



Official Basketball Box Score - Final
Dayton at Cincinnati
12/16/23 Heritage Bank Arena, Cincinnati
2023-24 Men's Basketball

Game Time: 7:00 PM
Game Duration: 2:04
Attendance: 12,547

Officials: Doug Simons, Todd Austin, Chase Shaw

Officials: Ron Groover, Amy Bonner, Chance Moore

Bryant - 53

Record: 6-6

| NO. Name | Min | FG M-A | 3P M-A | FT M-A | Rebounds OR DR TOT | Fouls PF FD | TP | AS | TO | ST | Blocks BS BA | +/- |
|-------------------------|-------|--------|--------|--------|--------------------|-------------|----|----|----|----|--------------|-----|
| 5 Daniel Rivera | 12:51 | 2-6 | 0-1 | 0-0 | 1 3 4 | 5 3 | 4 | 0 | 2 | 1 | 0 1 | -4 |
| 7 Connor Withers | 33:52 | 5-10 | 3-7 | 2-3 | 1 6 7 | 4 3 | 15 | 1 | 4 | 2 | 3 0 | -24 |
| 0 Earl Timberlake | 32:34 | 6-12 | 0-1 | 0-1 | 2 3 5 | 3 2 | 12 | 4 | 1 | 1 | 3 2 | -16 |
| 2 Tyler Brelsford | 33:01 | 4-9 | 1-3 | 1-2 | 0 2 2 | 0 4 | 10 | 4 | 0 | 1 | 0 2 | -20 |
| 3 Sheriff Gross-Bullock | 34:44 | 3-12 | 2-7 | 1-2 | 0 5 5 | 4 4 | 9 | 1 | 3 | 1 | 1 3 | -20 |
| 24 Rafael Pinzon | 18:06 | 1-8 | 1-2 | 0-0 | 0 2 2 | 5 0 | 3 | 0 | 1 | 1 | 0 0 | -10 |
| 20 Miles Latimer | 05:48 | 0-4 | 0-3 | 0-0 | 0 1 1 | 0 0 | 0 | 0 | 0 | 0 | 0 0 | -6 |
| 25 Doug Edert | 21:47 | 0-2 | 0-1 | 0-1 | 0 4 4 | 1 0 | 1 | 2 | 0 | 1 | 0 2 | -33 |
| 22 Keyshawn Mitchell | 02:48 | 0-1 | 0-0 | 0-0 | 0 0 0 | 0 0 | 0 | 0 | 0 | 0 | 0 0 | -7 |
| 24 Todd Rochelle | 01:32 | 0-1 | 0-0 | 0-0 | 0 0 0 | 0 0 | 0 | 0 | 0 | 0 | 0 0 | -7 |
| 21 Aaron Davis | 01:32 | 0-1 | 0-1 | 0-0 | 0 1 1 | 1 0 | 0 | 0 | 1 | 0 | 0 0 | -7 |
| 15 John Shannon | 01:25 | 0-0 | 0-0 | 0-0 | 0 1 1 | 0 0 | 0 | 0 | 0 | 0 | 0 0 | -6 |
| Team | | | | | 0 1 1 | 0 0 | 0 | 0 | 0 | 0 | | |
| Totals | 21:66 | 7-27 | 4-9 | 5 | 28 33 | 22 17 | 53 | 12 | 12 | 8 | 7 10 | -32 |

Cincinnati - 85

Record: 8-1

| NO. Name | Min | FG M-A | 3P M-A | FT M-A | Rebounds OR DR TOT | Fouls PF FD | TP | AS | TO | ST | Blocks BS BA | +/- |
|---------------------|-------|--------|--------|--------|--------------------|-------------|----|----|----|----|--------------|-----|
| 30 Viktor Lakhin | 21:52 | 3-8 | 0-0 | 1-2 | 5 7 12 | 1 1 | 7 | 2 | 4 | 1 | 1 2 | 2 |
| 55 Aziz Bandaogo | 23:34 | 2-4 | 0-0 | 8-12 | 3 14 17 | 2 7 | 12 | 1 | 2 | 0 | 4 0 | 23 |
| 1 Day Day Thomas | 18:24 | 3-7 | 1-1 | 1-1 | 0 2 2 | 3 1 | 8 | 1 | 1 | 1 | 1 0 | 3 |
| 5 CJ Fredrick | 30:30 | 4-8 | 3-7 | 3-3 | 0 2 2 | 1 1 | 14 | 1 | 1 | 0 | 0 0 | 21 |
| 15 John Newman III | 22:52 | 3-8 | 0-2 | 5-6 | 2 3 5 | 3 3 | 11 | 2 | 1 | 2 | 1 0 | 14 |
| 0 Dan Skillings Jr. | 19:55 | 2-8 | 0-3 | 7-8 | 1 3 4 | 4 4 | 11 | 1 | 1 | 0 | 2 0 | 18 |
| 2 Jizzle James | 21:43 | 4-10 | 1-3 | 2-2 | 1 1 2 | 0 1 | 11 | 3 | 1 | 1 | 1 1 | 21 |
| 33 Ody Oguama | 14:48 | 1-3 | 0-0 | 0-0 | 1 5 6 | 2 0 | 2 | 1 | 1 | 1 | 0 1 | 14 |
| 41 Simas Lukosius | 23:32 | 3-5 | 1-1 | 0-1 | 1 4 5 | 1 2 | 7 | 2 | 3 | 0 | 0 1 | 26 |
| 10 Josh Reed | 01:25 | 0-0 | 0-0 | 2-2 | 0 1 1 | 0 1 | 2 | 1 | 0 | 0 | 0 0 | 6 |
| 11 C.J. Anthony | 01:25 | 0-1 | 0-0 | 0-0 | 0 0 0 | 0 0 | 0 | 0 | 0 | 0 | 0 0 | 6 |
| Team | | | | | 1 0 1 | 0 0 | 0 | 0 | 0 | 0 | | |
| Totals | 25:62 | 6-17 | 29-37 | 15 | 42 57 | 17 21 | 85 | 15 | 15 | 5 | 10 7 | 32 |

Technical Fouls: NONE

| | BRY | CIN |
|------------------|---------------------------|---------------------------|
| Biggest lead | 6 (1 st 15:10) | 33 (2 nd 0:28) |
| Best Scoring Run | 5 (1 st 18:05) | 18 (2 nd 0:28) |
| Lead Changes | 1 | |
| Times Tied | 1 | |
| Time with Lead | 06:16 | 32:10 |

Cincinnati 65, Merrimack 49



Official Basketball Box Score - Final
Merrimack at Cincinnati
12/19/23 Fifth Third Arena, Cincinnati
Cincinnati vs. Merrimack

Game Time: 7:00 PM
Game Duration: 1:57
Attendance: 9,477



Official Basketball Box Score - Final
Stetson at Cincinnati
12/22/23 Fifth Third Arena, Cincinnati
Cincinnati vs. Stetson

Game Time: 7:00 PM
Game Duration: 1:52
Attendance: 9,762

Officials: Rick Crawford, Bart Smith, Lee Cassell

Officials: Antonio Petty, James Breeding, Job Hartness

Merrimack - 49

Record: 5-7

| NO. Name | Min | FG M-A | 3P M-A | FT M-A | Rebounds OR DR TOT | Fouls PF FD | TP | AS | TO | ST | Blocks BS BA | +/- |
|-------------------------|-------|--------|--------|--------|--------------------|-------------|----|----|----|----|--------------|-----|
| 2 Samba Diallo | 29:20 | 1-4 | 0-2 | 0-0 | 0 4 4 | 1 1 | 2 | 0 | 4 | 1 | 0 1 | -26 |
| 11 Bryan Etumnu | 17:05 | 2-6 | 1-3 | 0-0 | 1 4 5 | 3 0 | 5 | 0 | 0 | 1 | 2 1 | -20 |
| 0 Adam Clark | 29:34 | 2-12 | 0-3 | 0-0 | 1 1 2 | 3 2 | 4 | 4 | 2 | 2 | 0 1 | -24 |
| 4 Jordan Derkaak | 31:15 | 6-10 | 3-4 | 3-4 | 0 1 1 | 1 3 | 18 | 2 | 7 | 1 | 0 1 | -18 |
| 24 Jordan McKoy | 24:40 | 1-4 | 1-4 | 0-0 | 1 1 1 | 3 0 | 3 | 1 | 1 | 1 | 0 0 | -1 |
| 1 Jaylen Stinson | 19:11 | 2-4 | 1-1 | 0-0 | 0 1 1 | 2 0 | 5 | 0 | 1 | 1 | 0 1 | 10 |
| 5 Devon Savage | 20:48 | 3-6 | 3-6 | 0-0 | 0 2 2 | 1 0 | 9 | 0 | 1 | 0 | 0 0 | 1 |
| 20 Jacob O'Connell | 22:55 | 1-7 | 0-4 | 1-2 | 2 3 5 | 1 1 | 3 | 1 | 1 | 1 | 1 0 | 4 |
| 41 Armandas Plintauskas | 05:12 | 0-0 | 0-0 | 0-0 | 1 0 1 | 0 0 | 0 | 0 | 0 | 0 | 0 0 | -6 |
| Team | | | | | 1 2 3 | 0 0 | 0 | 2 | | | | |
| Totals | 18:53 | 9-27 | 4-6 | 6 | 19 25 | 15 7 | 49 | 8 | 19 | 8 | 3 5 | -16 |

Technical Fouls: NONE

| NO. Name | Min | FG M-A | 3P M-A | FT M-A | Rebounds OR DR TOT | Fouls PF FD | TP | AS | TO | ST | Blocks BS BA | +/- |
|---------------------|-------|--------|--------|--------|--------------------|-------------|----|----|----|----|--------------|-----|
| 30 Viktor Lakhin | 26:35 | 8-14 | 0-0 | 2-3 | 3 4 7 | 0 2 | 18 | 3 | 3 | 0 | 2 0 | 20 |
| 33 Ody Oguama | 21:08 | 3-7 | 0-1 | 2-5 | 1 2 3 | 2 3 | 8 | 0 | 1 | 0 | 1 1 | 5 |
| 41 Simas Lukosius | 34:16 | 3-4 | 3-3 | 2-2 | 0 2 2 | 1 2 | 11 | 3 | 3 | 0 | 0 1 | 15 |
| 1 Day Day Thomas | 27:03 | 1-4 | 1-3 | 4-4 | 0 3 3 | 2 3 | 7 | 4 | 1 | 2 | 0 0 | 11 |
| 15 John Newman III | 32:02 | 1-5 | 0-2 | 0-0 | 1 5 6 | 3 0 | 1 | 2 | 4 | 3 | 0 0 | 17 |
| 0 Dan Skillings Jr. | 14:40 | 2-4 | 0-1 | 1-2 | 1 2 3 | 0 1 | 5 | 1 | 2 | 1 | 1 0 | 0 |
| 2 Jizzle James | 23:12 | 2-6 | 0-0 | 0-0 | 0 3 3 | 0 0 | 4 | 2 | 1 | 2 | 1 0 | 16 |
| 13 Jamille Reynolds | 14:28 | 3-9 | 0-0 | 1-3 | 6 5 11 | 2 3 | 7 | 1 | 3 | 0 | 0 1 | -3 |
| 10 Josh Reed | 06:37 | 1-2 | 1-2 | 0-0 | 0 4 4 | 0 0 | 3 | 0 | 0 | 0 | 0 0 | -1 |
| Team | | | | | 3 0 3 | 0 0 | 0 | 0 | 0 | 0 | | |
| Totals | 24:55 | 5-12 | 12-19 | 15 | 30 45 | 7 15 | 65 | 16 | 18 | 8 | 5 3 | 16 |

Technical Fouls: NONE

| | MER | CIN |
|------------------|---------------------------|----------------------------|
| Biggest lead | 2 (1 st 19:12) | 21 (2 nd 0:53) |
| Best Scoring Run | 8 (2 nd 7:52) | 10 (1 st 11:18) |
| Lead Changes | 1 | |
| Times Tied | 1 | |
| Time with Lead | 01:12 | 37:12 |

Dayton 82, Cincinnati 68

Dayton - 82

Record: 8-2

| NO. Name | Min | FG M-A | 3P M-A | FT M-A | Rebounds OR DR TOT | Fouls PF FD | TP | AS | TO | ST | Blocks BS BA | +/- |
|---------------------|-------|--------|--------|--------|--------------------|-------------|----|----|----|----|--------------|-----|
| 2 Nate Santos | 37:47 | 2-8 | 0-3 | 5-5 | 3 5 8 | 3 3 | 9 | 0 | 0 | 0 | 0 0 | 10 |
| 15 DaRon Holmes II | 34:38 | 10-17 | 3-5 | 5-7 | 0 7 7 | 3 5 | 28 | 0 | 0 | 0 | 5 2 | 7 |
| 0 Javon Bennett | 23:59 | 0-4 | 0-3 | 2-2 | 0 1 1 | 0 2 | 2 | 2 | 3 | 2 | 0 0 | 10 |
| 6 Enoch Cheeks | 21:34 | 1-2 | 0-1 | 2-2 | 0 5 5 | 2 1 | 4 | 2 | 2 | 1 | 0 0 | 4 |
| 24 Kobe Elvis | 30:39 | 6-11 | 1-4 | 14-14 | 1 4 5 | 1 8 | 27 | 3 | 1 | 0 | 0 1 | 12 |
| 4 Koby Brea | 33:33 | 4-5 | 4-5 | 0-0 | 0 5 5 | 0 0 | 12 | 2 | 0 | 0 | 1 0 | 14 |
| 12 Petras Padegimas | 13:09 | 0-0 | 0-0 | 0-0 | 0 0 0 | 3 0 | 0 | 0 | 0 | 0 | 1 0 | 12 |
| 13 Isaac Jack | 04:41 | 0-2 | 0-0 | 0-0 | 1 0 1 | 1 0 | 0 | 0 | 0 | 0 | 0 0 | 1 |
| Team | | | | | 1 1 2 | 0 0 | 0 | 0 | 0 | 0 | | |
| Totals | 23:49 | 8-21 | 28-30 | 6 | 28 34 | 13 19 | 82 | 9 | 6 | 3 | 7 3 | 14 |

Technical Fouls: NONE

| NO. Name | Min | FG M-A | 3P M-A | FT M-A | Rebounds OR DR TOT | Fouls PF FD | TP | AS | TO | ST | Blocks BS BA | +/- |
|---------------------|-------|--------|--------|--------|--------------------|-------------|----|----|----|----|--------------|-----|
| 30 Viktor Lakhin | 22:01 | 2-9 | 0-5 | 0-1 | 3 4 7 | 3 1 | 4 | 1 | 1 | 0 | 0 0 | -2 |
| 55 Aziz Bandaogo | 27:35 | 4-5 | 0-0 | 2-6 | 6 6 12 | 2 6 | 10 | 1 | 1 | 0 | 1 1 | 0 |
| 1 Day Day Thomas | 25:09 | 5-13 | 1-5 | 1-2 | 0 1 1 | 3 1 | 12 | 1 | 1 | 0 | 1 1 | -7 |
| 5 CJ Fredrick | 22:27 | 2-6 | 1-4 | 0-0 | 0 0 0 | 3 0 | 5 | 1 | 1 | 0 | 0 0 | -13 |
| 15 John Newman III | 22:00 | 1-7 | 0-2 | 2-2 | 2 3 5 | 2 2 | 4 | 2 | 0 | 2 | 0 2 | -11 |
| 33 Ody Oguama | 06:49 | 1-2 | 0-0 | 0-0 | 1 1 2 | 0 0 | 2 | 0 | 0 | 0 | 0 0 | -12 |
| 0 Dan Skillings Jr. | 23:10 | 3-8 | 0-0 | 0-1 | 3 2 5 | 3 1 | 6 | 2 | 0 | 0 | 0 2 | -6 |
| 2 Jizzle James | 21:01 | 3-8 | 1-1 | 0-0 | 2 0 2 | 1 0 | 7 | 1 | 1 | 1 | 0 0 | -11 |
| 41 Simas Lukosius | 22:11 | 5-10 | 3-8 | 1-2 | 0 1 1 | 2 1 | 14 | 2 | 1 | 0 | 1 0 | -1 |
| 13 Jamille Reynolds | 07:38 | 1-5 | 0-0 | 2-2 | 1 1 2 | 0 1 | 4 | 0 | 0 | 0 | 0 0 | -7 |
| Team | | | | | 2 2 4 | 0 0 | 0 | 1 | 0 | 0 | | |
| Totals | 27:73 | 6-25 | 8-16 | 20 | 21 41 | 19 13 | 68 | 11 | 7 | 3 | 3 7 | -14 |

Technical Fouls: NONE

| | UD | UC |
|------------------|---------------------------|---------------------------|
| Biggest lead | 18 (2 nd 9:02) | 5 (1 st 19:05) |
| Best Scoring Run | 7 (1 st 16:03) | 6 (1 st 5:09) |
| Lead Changes | 3 | |
| Times Tied | 2 | |
| Time with Lead | 34:00 | 04:30 |

| Points from | UD | UC |
|---------------|----|----|
| Turnovers | 8 | 2 |
| Paint | 30 | 38 |
| Second Chance | 2 | 20 |
| Fast Breaks | 10 | 0 |
| Bench | 12 | 33 |

Cincinnati 83, Stetson 75

Stetson - 75

Record: 7-6

| NO. Name | Min | FG M-A | 3P M-A | FT M-A | Rebounds OR DR TOT | Fouls PF FD | TP | AS | TO | ST | Blocks BS BA | +/- |
|---------------------|-------|--------|--------|--------|--------------------|-------------|----|----|----|----|--------------|-----|
| 42 Treyton Thompson | 27:03 | 3-3 | 1-1 | 6-6 | 3 3 6 | 4 3 | 13 | 1 | 0 | 0 | 0 0 | 1 |
| 0 Alec Oglesby | 37:19 | 3-8 | 1-4 | 5-6 | 0 2 2 | 3 3 | 12 | 0 | 1 | 0 | 0 0 | -11 |
| 1 Tristan Gross | 20:24 | 0-2 | 0-1 | 0-0 | 1 1 2 | 1 0 | 0 | 0 | 0 | 1 | 0 1 | -6 |
| 5 Jalen Blackmon | 36:41 | 10-22 | 5-12 | 7-7 | 0 1 1 | 0 4 | 32 | 2 | 1 | 0 | 0 0 | -1 |
| 30 Stephan Swenson | 33:14 | 3-10 | 2-5 | 3-4 | 0 3 3 | 3 3 | 11 | 8 | 2 | 4 | 0 0 | 10 |
| 21 Aubin Gallettse | 17:11 | 1-2 | 0-0 | 2-4 | 3 3 6 | 4 3 | 4 | 1 | 1 | 0 | 0 0 | 1 |
| 23 Cyncier Harrison | 06:46 | 0-1 | 0-1 | 1-2 | 0 0 0 | 0 1 | 1 | 0 | 0 | 0 | 0 1 | -18 |
| 2 Bruce Kanno | 02:57 | 0-2 | 0-0 | 0-0 | 0 0 0 | 1 0 | 0 | 0 | 0 | 0 | 0 1 | -9 |
| 13 Alex Doyle | 18:25 | 1-3 | 0-1 | 0-0 | 1 1 2 | 2 0 | 2 | 0 | 0 | 0 | 2 0 | -7 |
| Team | | | | | 0 2 2 | 0 0 | 0 | 1 | 0 | 0 | | |
| Totals | 21:53 | 9-25 | 24-29 | 8 | 16 24 | 18 17 | 75 | 12 | 6 | 5 | 2 3 | -8 |

Technical Fouls: Thompson 2nd 3:50 Thompson 2nd 3:50

| NO. Name | Min | FG M-A |
|----------|-----|--------|
|----------|-----|--------|

2023-24 BOX SCORES

Cincinnati 76, Evansville 58



Official Basketball Box Score - Final
Evansville at Cincinnati
 12/29/23 Fifth Third Arena, Cincinnati
 Cincinnati vs. Evansville

Game Time: 7:00 PM
 Game Duration: 1:57
 Attendance: 10,977



Officials: Gerry Pollard, Amy Bonner, Chance Moore

Evansville - 58

Record: 10-3

| NO. Name | | Min | FG M-A | 3P M-A | FT M-A | Rebounds OR DR TOT | Fouls PF FD | TP | AS | TO | ST | BS Blocks | +/- | |
|----------------------|---|-------|-----------|-----------|-----------|-----------------------|----------------|----|----|----|----|--------------|-----|-----|
| 10 Yacine Tourni | F | 37:25 | 8-13 | 1-2 | 0-1 | 1 8 9 | 2 1 | 17 | 2 | 3 | 1 | 2 | 3 | -18 |
| 11 Joshua Hughes | F | 34:46 | 3-7 | 0-1 | 1-3 | 1 6 7 | 1 3 | 7 | 4 | 2 | 2 | 3 | 0 | -12 |
| 2 Antonio Thomas | G | 24:57 | 0-4 | 0-0 | 2-2 | 1 0 1 | 1 1 | 2 | 1 | 2 | 0 | 0 | 2 | -21 |
| 3 Cameron Haffner | G | 18:19 | 1-5 | 0-2 | 0-1 | 0 1 1 | 3 1 | 2 | 1 | 0 | 1 | 0 | 1 | -6 |
| 20 Kenny Strawbridge | G | 32:34 | 5-13 | 1-2 | 3-4 | 0 2 2 | 3 3 | 14 | 2 | 0 | 1 | 1 | 2 | -20 |
| 00 Gage Bobe | F | 19:30 | 1-4 | 0-2 | 0-0 | 0 0 0 | 0 0 | 2 | 1 | 0 | 2 | 0 | 0 | 2 |
| 1 Tanner Cuff | F | 27:15 | 6-12 | 1-3 | 0-0 | 1 3 4 | 2 2 | 13 | 1 | 3 | 0 | 1 | 0 | -9 |
| 22 Sekou Kalle | F | 05:14 | 0-0 | 0-0 | 1-2 | 0 1 1 | 1 1 | 1 | 0 | 0 | 0 | 0 | 0 | -6 |
| Team | | | | | | 1 3 4 | | 0 | | 1 | | | | |
| Totals | | | 24-58 | 3-12 | 7-13 | 5 24 29 | 13 12 | 58 | 12 | 11 | 7 | 7 | 8 | -18 |

Technical Fouls: NONE

Cincinnati - 76

Record: 11-2

| NO. Name | | Min | FG M-A | 3P M-A | FT M-A | Rebounds OR DR TOT | Fouls PF TD | TP | AS | TO | ST | Blocks BS BA | +/- |
|---------------------|---|-------|-----------|-----------|-----------|-----------------------|----------------|----|----|----|----|-----------------|-----|
| 13 Jamille Reynolds | F | 17:54 | 2-6 | 0-1 | 0-0 | 0 6 6 | 1 0 | 4 | 0 | 0 | 1 | 1 | 7 |
| 30 Viktor Lakhin | F | 29:49 | 5-13 | 0-3 | 1-2 | 2 7 9 | 2 2 | 11 | 4 | 1 | 0 | 2 | 10 |
| 41 Simas Lukosius | F | 28:43 | 5-9 | 5-8 | 0-1 | 1 5 6 | 1 1 | 15 | 3 | 3 | 1 | 0 | 24 |
| 1 Day Day Thomas | G | 30:24 | 2-10 | 1-4 | 5-6 | 1 5 6 | 0 6 | 10 | 7 | 2 | 4 | 2 | 18 |
| 15 John Newman III | G | 30:31 | 6-8 | 2-3 | 2-2 | 1 1 2 | 1 1 | 16 | 3 | 2 | 0 | 2 | 13 |
| 0 Dan Skillings Jr. | D | 24:50 | 4-12 | 1-4 | 1-2 | 3 2 5 | 1 1 | 10 | 1 | 2 | 1 | 0 | 2 |
| 2 Jizzle James | | 15:03 | 1-6 | 1-3 | 1-2 | 1 0 1 | 1 1 | 4 | 2 | 1 | 0 | 0 | 1 |
| 10 Josh Reed | | 17:20 | 2-3 | 2-3 | 0-0 | 1 3 4 | 4 0 | 6 | 2 | 0 | 0 | 1 | 25 |
| 33 Ody Oguama | | 05:27 | 0-2 | 0-0 | 0-0 | 2 1 3 | 1 1 | 0 | 0 | 0 | 0 | 0 | -6 |
| Team | | | | | | 6 1 7 | | 0 | 1 | | | | |

Technical Fouls: NONE

| Points from | EVA | CIN |
|---------------|-----|-----|
| Turnovers | 13 | 12 |
| Paint | 28 | 26 |
| Second Chance | 6 | 17 |
| Fast Breaks | 0 | 5 |
| Bench | 16 | 20 |

| Biggest lead | EVA | CIN |
|------------------|----------------------------|---------------------------|
| | 10 (2 nd 19:44) | 20 (2 nd 0:19) |
| Best Scoring Run | | |
| | 10 (1 st 1:29) | 8 (2 nd 18:24) |
| Lead Changes | 10 | |
| Times Tied | 4 | |
| Time with Lead | 11:21 | 26:07 |

| Period by Period Scoring | 1st | 2nd | TOT |
|--------------------------|-----|-----|-----|
| EVA | 40 | 18 | 58 |
| CIN | 32 | 44 | 76 |

Cincinnati 71, No. 12 BYU 60

Official Basketball Box Score - Final
Cincinnati at BYU
 01/06/24 Marriott Center, Provo
 2023-24 Men's Basketball

Game Time: 6:00 PM
 Game Duration: 2:03
 Attendance: 16,879

Officials: Tony Padilla, Darron George, Bobby Bissant

Cincinnati - 71

Record: 12-2 (1-0)

| NO. | Name | | Min | FG | | 3P | | FT | | Rebounds | | Fouls | | TP | AS | TO | ST | Blocks | | +/- |
|-------------------------|-------------------|---|-------|------|-----|-----|---|----|----|----------|----|-------|----|----|----|----|----|--------|-------------|-------------|
| | | | | M | A | M | A | M | A | OR | DR | PF | FD | | | | | BS | BA | |
| 30 | Viktor Lakhin | F | 28:51 | 6-11 | 2-3 | 3-6 | 2 | 5 | 7 | 0 | 3 | 17 | 2 | 3 | 1 | 0 | 0 | 14 | | |
| 41 | Simas Lukosius | F | 29:27 | 0-4 | 0-2 | 4-4 | 0 | 4 | 4 | 0 | 2 | 4 | 3 | 4 | 0 | 0 | 0 | 8 | 1st FG% | 7.25 28.0% |
| 0 | Dan Skillings Jr. | G | 19:52 | 4-8 | 1-3 | 1-1 | 1 | 4 | 5 | 1 | 2 | 10 | 2 | 1 | 1 | 0 | -3 | 3PT% | 2.6 33.3% | |
| 1 | Day Day Thomas | G | 27:49 | 0-7 | 0-2 | 5-6 | 2 | 2 | 4 | 3 | 4 | 5 | 2 | 7 | 0 | 0 | 2 | 7 | 89.9% | |
| 15 | John Newman III | G | 32:47 | 4-6 | 0-1 | 0-0 | 1 | 4 | 5 | 3 | 2 | 8 | 1 | 3 | 3 | 1 | 0 | 13 | 2nd FG% | 16.29 55.2% |
| 55 | Aziz Bandaogo | | 22:17 | 4-5 | 1-1 | 3-4 | 0 | 11 | 11 | 3 | 2 | 12 | 1 | 0 | 0 | 1 | 12 | 3PT% | 4.9 44.4% | |
| 33 | Ody Oguama | | 03:14 | 0-2 | 0-0 | 0-0 | 1 | 1 | 2 | 1 | 0 | 0 | 0 | 0 | 0 | 0 | -3 | FT% | 11.15 73.3% | |
| 2 | Jizzle James | | 13:07 | 4-7 | 1-2 | 3-3 | 1 | 2 | 3 | 2 | 3 | 12 | 1 | 0 | 0 | 0 | 11 | GM FG% | 23.54 42.6% | |
| 10 | Josh Reed | | 17:19 | 1-2 | 1-1 | 0-0 | 0 | 1 | 1 | 0 | 0 | 3 | 0 | 1 | 2 | 0 | -9 | 3PT% | 6-15 40.0% | |
| 13 | Jamille Reynolds | | 05:17 | 0-2 | 0-0 | 0-0 | 0 | 0 | 0 | 1 | 1 | 0 | 1 | 0 | 1 | 0 | -9 | FT% | 19-24 79.2% | |
| Dead Ball Rebounds: 1.0 | | | | | | | | | | | | | | | | | | | | |

Technical Fouls: NONE

BYU - 60

Record: 12-2 (0-1)

| BYU - 60 | | | | | | | | | | | | | Record: 12-2 (0-1) | | | | | | | | | | | | | Technical Fouls: NONE | | | | | | | | | | | | |
|----------|------------------|---|-------|-----------|-----------|-----------|-----------------------|----------------|----|----|----|----|--------------------|-----|--------------------|------|-------|-------|-------|--|--|--|--|--|--|-----------------------|--|--|--|--|--|--|--|--|--|--|--|--|
| NO. | Name | | Min | FG M-A | 3P M-A | FT M-A | Rebounds OR DR TOT | Fouls PF FD | TP | AS | TO | ST | Blocks BS BA | +/- | Shooting By Period | | | | | | | | | | | | | | | | | | | | | | | |
| 0 | Noah Waterman | F | 29:13 | 3-12 | 1-9 | 0-0 | 2 6 8 | 1 1 | 7 | 1 | 1 | 0 | 0 | 1 | -9 | 1st | FG% | 11-30 | 36.7% | | | | | | | | | | | | | | | | | | | |
| 50 | Aly Khalifa | C | 18:11 | 0-1 | 0-1 | 0-0 | 0 4 4 | 1 0 | 0 | 6 | 3 | 2 | 1 | 0 | -1 | 3PT% | 7-22 | 31.8% | | | | | | | | | | | | | | | | | | | | |
| 20 | Spencer Johnson | G | 23:26 | 3-9 | 0-3 | 0-0 | 0 3 3 | 1 3 | 6 | 2 | 0 | 2 | 0 | 1 | 0 | FT% | 2 | 2 | 100% | | | | | | | | | | | | | | | | | | | |
| 21 | Trevin Knell | G | 29:29 | 9-16 | 9-14 | 0-2 | 3 1 4 | 1 2 | 27 | 1 | 2 | 1 | 0 | 0 | -3 | 2nd | FG% | 10-34 | 29.4% | | | | | | | | | | | | | | | | | | | |
| 30 | Dalin Hall | G | 32:54 | 3-13 | 2-12 | 2-3 | 1 3 4 | 4 3 | 10 | 3 | 2 | 1 | 0 | 0 | -4 | 3PT% | 6-24 | 25.0% | | | | | | | | | | | | | | | | | | | | |
| 2 | Jaxon Robinson | | 27:05 | 2-7 | 1-5 | 0-0 | 0 2 2 | 2 1 | 5 | 1 | 1 | 1 | 0 | 0 | -19 | FT% | 3-8 | 37.5% | | | | | | | | | | | | | | | | | | | | |
| 45 | Fousseyni Traore | | 08:24 | 0-1 | 0-0 | 1-2 | 1 1 2 | 2 1 | 1 | 1 | 2 | 1 | 0 | 0 | -4 | GM | FG% | 21-64 | 32.8% | | | | | | | | | | | | | | | | | | | |
| 15 | Richie Saunders | | 13:03 | 1-5 | 0-2 | 0-1 | 2 2 4 | 2 1 | 2 | 0 | 0 | 0 | 1 | 1 | 0 | 3PT% | 13-46 | 28.3% | | | | | | | | | | | | | | | | | | | | |
| | | | | | | | | | | | | | | | -5 | FT% | 5-10 | 50.0% | | | | | | | | | | | | | | | | | | | | |

Technical Fouls: NONE

| Points from | CIN | BYU |
|---------------|---------------------------|---------------------------|
| Turnovers | 11 (2 nd 2:51) | 10 (1 st 3:04) |
| Paint | 30 | 12 |
| Second Chance | 14 | 5 |
| Fast Breaks | 13 | 16 |
| Bench | 27 | 10 |

| Biggest lead | CIN | BYU |
|------------------|---------------------------|---------------------------|
| | 11 (2 nd 2:51) | 10 (1 st 3:04) |
| Best Scoring Run | | |
| | 10 (2 nd 7:24) | 11 (1 st 3:04) |
| Lead Changes | 5 | |
| Times Tied | 3 | |
| Time with Lead | 13:29 | 25:08 |

| Period by Period Scoring | 1st | 2nd | TOT |
|--------------------------|-----|-----|-----|
| CIN | 24 | 47 | 71 |
| BYU | 31 | 29 | 60 |

No. 25 Texas 74, Cincinnati 73



Official Basketball Box Score - Final
Texas at Cincinnati
 01/09/24 Fifth Third Arena, Cincinnati
 Cincinnati vs. Texas

Game Time: 7:00 PM
 Game Duration: 1:58
 Attendance: 11,014



Officials: James Breeding, Antonio Petty, Terry Ogilby

Texas - 74

Record: 12-3 (1-1)

| NO. | Name | | Min | FG M-A | 3P M-A | FT M-A | Rebounds OR DR TOT | Fouls PF FD | TP | AS | TO | ST | Blocks BS BA | +/- | |
|--------|------------------|---|-------|-----------|-----------|-----------|-----------------------|----------------|-------|----|----|----|-----------------|-----|----|
| 1 | Dylan Disu | F | 33:50 | 13-23 | 4-10 | 3-4 | 0 6 6 | 4 2 | 33 | 1 | 4 | 4 | 2 | 1 | 5 |
| 23 | Dillon Mitchell | F | 36:35 | 4-6 | 0-1 | 2-2 | 0 4 4 | 2 1 | 10 | 1 | 1 | 0 | 0 | 0 | -4 |
| 30 | Brock Cunningham | F | 20:54 | 0-1 | 0-1 | 2-2 | 2 3 5 | 2 1 | 2 | 4 | 0 | 0 | 0 | 0 | -7 |
| 3 | Max Abmas | G | 35:10 | 6-14 | 3-7 | 0-0 | 0 3 3 | 3 3 | 15 | 5 | 2 | 1 | 0 | 1 | -4 |
| 4 | Tyrese Hunter | G | 31:01 | 4-9 | 0-1 | 2-2 | 0 1 1 | 2 2 | 10 | 3 | 3 | 1 | 0 | 2 | 1 |
| 9 | Ithiel Horton | | 13:15 | 0-1 | 0-0 | 0-0 | 0 2 2 | 2 0 | 0 | 1 | 0 | 0 | 0 | 0 | 5 |
| 21 | Ze'rik Onyema | | 15:14 | 2-3 | 0-0 | 0-0 | 3 2 5 | 2 1 | 4 | 0 | 1 | 1 | 1 | 1 | 2 |
| 2 | Chendall Weaver | | 14:01 | 0-0 | 0-0 | 0-0 | 0 0 0 | 2 0 | 0 | 0 | 0 | 1 | 0 | 0 | 7 |
| Team | | | | | | | 0 2 2 | | 0 | | 0 | | | | |
| Totals | | | | | 29-57 | 7-20 | 9-10 | 5 23 28 | 19 10 | 74 | 15 | 11 | 8 | 3 5 | 1 |

Technical Fouls: NONE

Cincinnati - 73

Record: 12-3 (1-1)

| NO. | Name | | Min | FG M-A | 3P M-A | FT M-A | Rebounds OR DR TOT | Fouls PF FD | TP | AS | TO | ST | Blocks BS BA | +/- | |
|--------|-------------------|---|-------|-----------|-----------|-----------|-----------------------|----------------|----|----|----|----|-----------------|-----|-----|
| 30 | Viktor Lakhin | F | 27:26 | 7-12 | 1-3 | 2-5 | 0 4 4 | 0 6 7 | 17 | 3 | 1 | 2 | 2 | 0 | -8 |
| 41 | Simas Lukosius | F | 28:37 | 7-10 | 3-6 | 2-2 | 0 2 2 | 0 1 1 | 19 | 4 | 3 | 0 | 0 | 0 | 0 |
| 55 | Aziz Bandaogo | C | 15:35 | 0-3 | 0-0 | 0-1 | 2 3 5 | 2 3 0 | 0 | 2 | 0 | 1 | 0 | 1 | -10 |
| 1 | Day Day Thomas | G | 25:21 | 1-7 | 0-0 | 0-0 | 1 2 3 | 1 1 2 | 3 | 1 | 0 | 0 | 0 | 0 | -4 |
| 15 | John Newman III | G | 29:32 | 1-6 | 1-2 | 2-3 | 2 4 6 | 2 4 5 | 5 | 2 | 4 | 2 | 0 | 1 | 15 |
| 0 | Dan Skillings Jr. | | 21:35 | 3-8 | 0-3 | 1-1 | 0 3 3 | 1 2 7 | 7 | 0 | 2 | 0 | 0 | 0 | -3 |
| 2 | Jizzle James | | 14:39 | 2-5 | 0-0 | 0-0 | 1 0 1 | 2 0 4 | 4 | 2 | 2 | 1 | 1 | 1 | 3 |
| 10 | Josh Reed | | 17:14 | 2-3 | 2-2 | 0-0 | 0 2 2 | 0 0 6 | 1 | 0 | 0 | 0 | 0 | 0 | -5 |
| 33 | Ody Oguama | | 02:23 | 1-1 | 0-0 | 0-0 | 0 0 0 | 0 0 2 | 0 | 2 | 0 | 0 | 0 | 0 | -6 |
| 13 | Jamille Reynolds | | 17:38 | 5-6 | 0-1 | 1-3 | 1 2 3 | 2 2 11 | 0 | 1 | 0 | 2 | 0 | 2 | 13 |
| Team | | | | | | | 4 1 5 | | 0 | | 1 | | | | |
| Totals | | | | 29-61 | 7-17 | 8-15 | 11 23 34 | 10 19 | 73 | 17 | 15 | 6 | 5 | 3 | -1 |

Technical Fouls: NONE

| Points from | TEX | CIN |
|---------------|-----|-----|
| Turnovers | 22 | 13 |
| Paint | 30 | 28 |
| Second Chance | 6 | 13 |
| Fast Breaks | 6 | 9 |
| Bench | 4 | 30 |

| Biggest lead | TEX | CIN |
|------------------|---------------------------|----------------------------|
| | 7 (1 st 7:24) | 5 (1 st 14:11) |
| Best Scoring Run | | |
| | 7 (1 st 10:52) | 11 (1 st 14:11) |
| Lead Changes | 14 | |
| Times Tied | 14 | |
| Time with Lead | 18:28 | 11:27 |

| Period by Period Scoring | 1st | 2nd | TOT |
|--------------------------|-----|-----|-----|
| TEX | 41 | 33 | 74 |
| CIN | 39 | 34 | 73 |

No. 14 Baylor 62, Cincinnati 59

Official Basketball Box Score - Final
Cincinnati at Baylor
 01/13/24 Foster Pavilion, Waco
 2023-24 Men's Basketball

Game Time: 7:00 PM
 Game Duration: 2:12
 Attendance: 7,500

Officials: Keith Kimble, Bret Smith, Steve Divine

Cincinnati - 59

Record: 12-4 (1-2)

| NO. | Name | | Min | FG | 3P | FT | Rebounds | | Fouls | TP | AS | TO | ST | Blocks | +/- | Shooting By Period | | | | |
|------|-------------------|---|-------|------|-----|-----|----------|----|-------|----|----|----|----|--------|-----|--------------------|--------------------------|-------|-------|-------|
| | | | | M-A | M-A | M-A | OR | DR | TOT | | | | | PF | | FD | BS | BAs | 1st | FG |
| 30 | Viktor Lakhin | F | 23:56 | 3-5 | 0-0 | 1-2 | 1 | 0 | 1 | 7 | 1 | 2 | 2 | 0 | 0 | 3 | 3PT% | 1-8 | 12.5% | |
| 41 | Simas Lukosius | F | 31:49 | 1-10 | 0-7 | 0-0 | 1 | 2 | 3 | 2 | 1 | 5 | 2 | 2 | 0 | -4 | FT% | 2-4 | 50.0% | |
| 0 | Dan Skellings Jr. | G | 32:30 | 9-14 | 4-6 | 2-3 | 3 | 6 | 3 | 3 | 24 | 1 | 0 | 1 | 0 | 5 | 2nd FG | 12-31 | 38.7% | |
| 1 | Day Day Thomas | G | 28:53 | 6-15 | 0-5 | 3-3 | 0 | 2 | 2 | 1 | 3 | 15 | 2 | 0 | 0 | 1 | 4 | 3PT% | 3-13 | 23.1% |
| 15 | John Newman III | G | 31:49 | 1-4 | 0-1 | 0-0 | 3 | 4 | 7 | 2 | 2 | 1 | 0 | 0 | 0 | -1 | FT% | 5-8 | 62.5% | |
| 13 | Jamille Reynolds | G | 23:08 | 3-6 | 0-0 | 1-4 | 0 | 6 | 6 | 3 | 2 | 7 | 0 | 2 | 1 | 0 | -8 | GM FG | 24-61 | 39.3% |
| 2 | Jizzle James | F | 11:07 | 1-6 | 0-1 | 0-0 | 0 | 0 | 0 | 0 | 1 | 2 | 0 | 0 | 0 | -1 | 7 | 3PT% | 4-21 | 19.0% |
| 10 | Josh Reed | G | 13:30 | 0-1 | 0-1 | 0-0 | 0 | 1 | 1 | 0 | 0 | 1 | 1 | 2 | 0 | -4 | FT% | 7-12 | 58.3% | |
| 33 | Ody Oguma | G | 03:18 | 0-0 | 0-0 | 0-0 | 0 | 0 | 0 | 0 | 0 | 0 | 0 | 0 | 0 | -3 | | | | |
| Team | | | | | | | 4 | 2 | 6 | | 0 | | 3 | | | | Dead Ball Rebounds: 5, 0 | | | |

2023-24 BOX SCORES

Cincinnati 81, No. 19 TCU 77 (OT)

No. 15 Oklahoma 69, Cincinnati 65



Official Basketball Box Score - Final
TCU at Cincinnati
01/16/24 Fifth Third Arena, Cincinnati
Cincinnati vs. TCU

Game Time: 7:00 PM
Game Duration: 2:29
Attendance: 10,314



Official Basketball Box Score - Final
Oklahoma at Cincinnati
01/20/24 Fifth Third Arena, Cincinnati
Cincinnati vs. Oklahoma

Game Time: 1:00 PM
Game Duration: 2:25
Attendance: 12,406

Officials: Rick Crawford, Darron George, Amy Bonner

Officials: Kelly Self, Jeb Hartness, Blake Harris

TCU - 77

Record: 13-4 (2-2)

| NO. Name | Min | FG M-A | 3P M-A | FT M-A | Rebounds OR DR TOT | Fouls PF FD | TP | AS | TO | ST | Blocks BS BA | +/- |
|----------------------|-------|-----------|-----------|-----------|-----------------------|----------------|----|----|----|-------|-----------------|-----|
| 2 Emanuel Miller | 39:14 | 5-14 | 2-5 | 3-4 | 0 3 3 | 3 2 | 15 | 5 | 2 | 1 | 0 1 0 | 0 |
| 8 Ernest Udeh Jr. | 23:36 | 5-8 | 0-0 | 1-2 | 6 3 9 | 1 4 | 11 | 1 | 1 | 5 | 0 0 -5 | |
| 0 Micah Peavy | 35:30 | 4-9 | 1-1 | 2-4 | 2 3 5 | 3 2 | 11 | 2 | 1 | 2 | 0 0 -5 | |
| 3 Avery Anderson III | 24:57 | 1-5 | 1-3 | 0-0 | 0 2 2 | 4 0 | 3 | 6 | 6 | 0 1 1 | 3 | |
| 11 Trevian Tennyson | 39:26 | 6-12 | 5-8 | 0-0 | 0 3 3 | 2 0 | 17 | 2 | 2 | 1 | 0 0 -4 | |
| 4 Jameer Nelson Jr. | 25:37 | 6-15 | 1-5 | 0-2 | 2 3 5 | 1 5 | 13 | 4 | 4 | 0 0 2 | -7 | |
| 12 Xavier Cork | 07:31 | 0-0 | 0-0 | 0-0 | 0 0 0 | 3 0 | 0 | 0 | 0 | 0 0 0 | -5 | |
| 21 JaKobe Coles | 18:36 | 3-8 | 1-3 | 0-0 | 1 2 3 | 1 0 | 1 | 7 | 0 | 1 1 1 | 0 -6 | |
| 4 Essam Mostafa | 08:45 | 0-1 | 0-0 | 0-0 | 1 3 4 | 1 0 | 0 | 0 | 0 | 0 0 0 | 9 | |
| 5 Chuck O'Bannon | 01:48 | 0-0 | 0-0 | 0-0 | 0 0 0 | 1 1 | 0 | 0 | 1 | 0 0 0 | 0 | |
| Team | | | | | 6 1 7 | | 0 | 1 | | | | |
| Totals | 30:72 | 11-25 | 6-12 | 18 23 41 | 19 15 | 77 | 20 | 19 | 10 | 2 6 | -4 | |

Technical Fouls: NONE

| Shooting By Period | | |
|--------------------|-------|-------|
| 1st FG% | 13-29 | 44.8% |
| 3PT% | 6-11 | 54.5% |
| FT% | 1-2 | 50% |
| 2nd FG% | 14-35 | 40.0% |
| 3PT% | 5-12 | 41.7% |
| FT% | 1-6 | 16.7% |
| OT FG% | 3-8 | 37.5% |
| 3PT% | 0-2 | 0.0% |
| FT% | 4-4 | 100% |
| GM FG% | 30-72 | 41.7% |
| 3PT% | 11-25 | 44.0% |
| FT% | 6-12 | 50.0% |

Dead Ball Rebounds: 4, 3

Record: 15-3 (3-2)

| NO. Name | Min | FG M-A | 3P M-A | FT M-A | Rebounds OR DR TOT | Fouls PF FD | TP | AS | TO | ST | Blocks BS BA | +/- |
|----------------------|-------|-----------|-----------|-----------|-----------------------|----------------|----|----|----|-------|-----------------|-----|
| 10 Sam Godwin | 10:39 | 0-2 | 0-0 | 0-0 | 1 1 2 | 4 0 | 0 | 1 | 1 | 0 0 2 | -3 | |
| 14 Jalón Moore | 31:28 | 4-8 | 1-2 | 0-0 | 3 7 10 | 3 1 | 9 | 0 | 1 | 1 2 0 | 8 | |
| 2 Javian McCollum | 33:11 | 6-16 | 0-4 | 4-4 | 1 5 6 | 2 4 | 16 | 3 | 1 | 1 0 0 | 4 | |
| 3 Otega Owheh | 29:14 | 4-9 | 1-2 | 5-6 | 1 3 4 | 3 3 | 14 | 1 | 0 | 1 0 2 | 5 | |
| 12 Milos Uzan | 29:10 | 1-6 | 0-1 | 0-0 | 1 3 4 | 4 1 | 2 | 3 | 2 | 1 0 2 | 2 | |
| 1 John Hugley IV | 23:49 | 4-8 | 1-2 | 2-2 | 0 0 0 | 2 2 | 11 | 0 | 2 | 0 1 1 | 4 | |
| 5 Rivaldo Soares | 20:44 | 2-3 | 1-2 | 3-3 | 1 4 5 | 0 2 | 8 | 0 | 2 | 0 1 0 | -2 | |
| 0 LeTre Darthard | 14:18 | 2-3 | 1-1 | 2-3 | 0 1 1 | 2 2 | 7 | 0 | 0 | 0 0 0 | -1 | |
| 45 Luke Northweather | 07:27 | 1-3 | 0-2 | 0-0 | 0 1 1 | 0 0 | 2 | 0 | 0 | 0 0 0 | 3 | |
| Team | | | | | 5 3 8 | | 0 | 1 | | | | |
| Totals | 24:58 | 5-16 | 16-18 | 13 28 41 | 20 15 | 69 | 8 | 10 | 4 | 4 7 | 4 | |

Technical Fouls: NONE

| Shooting By Period | | |
|--------------------|-------|-------|
| 1st FG% | 10-26 | 38.5% |
| 3PT% | 2-8 | 25.0% |
| FT% | 9-9 | 100% |
| 2nd FG% | 14-32 | 43.8% |
| 3PT% | 3-8 | 37.5% |
| FT% | 7-9 | 77.8% |
| GM FG% | 24-58 | 41.4% |
| 3PT% | 5-16 | 31.3% |
| FT% | 16-18 | 88.9% |

Dead Ball Rebounds: 0, 0

Cincinnati - 81

Record: 13-4 (2-2)

| NO. Name | Min | FG M-A | 3P M-A | FT M-A | Rebounds OR DR TOT | Fouls PF FD | TP | AS | TO | ST | Blocks BS BA | +/- |
|---------------------|-------|-----------|-----------|-----------|-----------------------|----------------|----|----|----|-------|-----------------|-----|
| 30 Viktor Lakhin | 33:22 | 5-6 | 1-2 | 0-0 | 2 3 5 | 1 1 | 11 | 3 | 1 | 1 2 0 | 3 | |
| 41 Simas Lukosius | 30:20 | 2-6 | 1-3 | 2-2 | 0 0 0 | 1 2 | 7 | 1 | 3 | 0 0 1 | 8 | |
| 0 Dan Skillings Jr. | 30:51 | 5-11 | 1-3 | 2-6 | 2 4 6 | 0 3 | 13 | 2 | 1 | 2 2 0 | 5 | |
| 1 Day Day Thomas | 32:39 | 9-17 | 1-2 | 2-2 | 1 3 4 | 1 3 | 21 | 6 | 3 | 3 0 0 | 2 | |
| 15 John Newman III | 32:07 | 8-12 | 2-3 | 2-5 | 2 5 7 | 2 5 | 20 | 1 | 1 | 2 0 0 | -3 | |
| 13 Jamille Reynolds | 07:35 | 0-1 | 0-0 | 0-0 | 1 1 2 | 1 0 | 0 | 0 | 1 | 0 0 0 | -10 | |
| 2 Jizzle James | 12:21 | 0-3 | 0-1 | 1-2 | 0 1 1 | 2 1 | 1 | 4 | 0 | 0 0 1 | 2 | |
| 33 Ody Oguama | 02:06 | 0-0 | 0-0 | 0-0 | 0 0 0 | 2 0 | 0 | 0 | 1 | 0 0 0 | -1 | |
| 55 Aziz Bandaogo | 26:50 | 2-2 | 0-0 | 2-4 | 1 5 6 | 5 4 | 6 | 0 | 3 | 0 2 0 | 12 | |
| 10 Josh Reed | 16:49 | 1-3 | 0-2 | 0-0 | 0 3 3 | 0 0 | 2 | 0 | 1 | 0 0 0 | 1 | |
| Team | | | | | 0 1 1 | | 0 | 0 | | | | |
| Totals | 32:61 | 6-16 | 11-21 | 9 26 35 | 15 19 | 81 | 17 | 15 | 8 | 6 2 | 4 | |

Technical Fouls: NONE

| Shooting By Period | | |
|--------------------|-------|-------|
| 1st FG% | 14-28 | 50.0% |
| 3PT% | 3-9 | 33.3% |
| FT% | 1-2 | 50% |
| 2nd FG% | 14-27 | 51.9% |
| 3PT% | 1-4 | 25.0% |
| FT% | 6-15 | 40% |
| OT FG% | 4-6 | 66.7% |
| 3PT% | 2-3 | 66.7% |
| FT% | 4-4 | 100% |
| GM FG% | 32-61 | 52.5% |
| 3PT% | 6-16 | 37.5% |
| FT% | 11-21 | 52.4% |

Dead Ball Rebounds: 4, 0

Cincinnati - 65

Record: 13-5 (2-3)

| NO. Name | Min | FG M-A | 3P M-A | FT M-A | Rebounds OR DR TOT | Fouls PF FD | TP | AS | TO | ST | Blocks BS BA | +/- |
|---------------------|-------|-----------|-----------|-----------|-----------------------|----------------|----|----|----|-------|-----------------|-----|
| 30 Viktor Lakhin | 30:57 | 2-7 | 0-2 | 1-3 | 2 5 7 | 0 5 | 5 | 1 | 2 | 0 5 0 | -2 | |
| 41 Simas Lukosius | 30:51 | 5-14 | 4-12 | 3-5 | 2 4 6 | 1 3 | 17 | 0 | 1 | 0 0 1 | -3 | |
| 55 Aziz Bandaogo | 24:22 | 2-4 | 0-1 | 1-2 | 2 3 5 | 3 4 | 5 | 2 | 0 | 1 2 0 | -8 | |
| 1 Day Day Thomas | 27:49 | 3-8 | 0-1 | 2-3 | 0 0 0 | 3 2 | 8 | 6 | 2 | 1 0 2 | 0 | |
| 15 John Newman III | 31:10 | 5-9 | 2-4 | 2-2 | 0 5 5 | 3 2 | 14 | 1 | 1 | 3 0 1 | 6 | |
| 0 Dan Skillings Jr. | 17:35 | 0-3 | 0-2 | 1-2 | 1 3 4 | 3 2 | 1 | 1 | 0 | 1 0 0 | -5 | |
| 2 Jizzle James | 12:04 | 2-6 | 1-2 | 0-0 | 0 0 0 | 0 0 | 5 | 3 | 0 | 0 0 0 | -7 | |
| 13 Jamille Reynolds | 12:48 | 3-4 | 0-0 | 0-1 | 1 2 0 | 0 0 | 6 | 0 | 1 | 0 0 0 | 1 | |
| 10 Josh Reed | 12:22 | 0-2 | 0-2 | 4-5 | 0 0 0 | 2 2 | 4 | 1 | 1 | 0 0 0 | -2 | |
| 11 C.J. Anthony | 00:02 | 0-0 | 0-0 | 0-0 | 0 0 0 | 0 0 | 0 | 0 | 0 | 0 0 0 | 0 | |
| Team | | | | | 4 1 5 | | 0 | 0 | | | | |
| Totals | 22:57 | 7-26 | 14-22 | 12 22 34 | 15 20 | 65 | 15 | 8 | 6 | 7 4 | -4 | |

Technical Fouls: NONE

| Shooting By Period | | |
|--------------------|-------|-------|
| 1st FG% | 11-33 | 33.3% |
| 3PT% | 3-13 | 23.1% |
| FT% | 6-10 | 60% |
| 2nd FG% | 11-24 | 45.8% |
| 3PT% | 4-13 | 30.8% |
| FT% | 8-12 | 66.7% |
| GM FG% | 22-57 | 38.6% |
| 3PT% | 7-26 | 26.9% |
| FT% | 14-22 | 63.6% |

Dead Ball Rebounds: 3, 1

| | TCU | CIN |
|------------------|---------------|-----------------|
| Biggest lead | 11 (1st 7:33) | 4 (1st OT 0:05) |
| Best Scoring Run | 9 (2nd 13:21) | 7 (1st 2:33) |
| Lead Changes | 9 | |
| Times Tied | 6 | |
| Time with Lead | 37:09 | 04:02 |

| Points from | TCU | CIN |
|---------------|-----|-----|
| Turnovers | 12 | 19 |
| Paint | 30 | 50 |
| Second Chance | 18 | 11 |
| Fast Breaks | 13 | 17 |
| Bench | 20 | 9 |

| Period by Period Scoring | 1st | 2nd | OT1 | TOT |
|--------------------------|-----|-----|-----|-----|
| TCU | 33 | 34 | 10 | 77 |
| CIN | 32 | 35 | 14 | 81 |

| | OKL | CIN |
|------------------|--------------|---------------|
| Biggest lead | 9 (2nd 9:23) | 5 (1st 14:17) |
| Best Scoring Run | 8 (1st 7:51) | 5 (1st 5:36) |
| Lead Changes | 9 | |
| Times Tied | 4 | |
| Time with Lead | 20:55 | 15:52 |

| Points from | OKL | CIN |
|---------------|-----|-----|
| Turnovers | 10 | 5 |
| Paint | 34 | 28 |
| Second Chance | 17 | 13 |
| Fast Breaks | 7 | 10 |
| Bench | 28 | 16 |

| Period by Period Scoring | 1st | 2nd | TOT |
|--------------------------|-----|-----|-----|
| OKL | 31 | 38 | 69 |
| CIN | 31 | 34 | 65 |

No. 7 Kansas 74, Cincinnati 69

Cincinnati 68, UCF 57



Official Basketball Box Score - Final
Cincinnati at Kansas
01/22/24 Allen Fieldhouse, Lawrence
2023-24 Men's Basketball

Game Time: 8:07 PM
Game Duration: 2:10
Attendance: 16,300



Official Basketball Box Score - Final
UCF at Cincinnati
01/27/24 Fifth Third Arena, Cincinnati
Cincinnati vs. UCF

Game Time: 7:00 PM
Game Duration: 2:03
Attendance: 12,112

Officials: Doug Simons, Tony Padilla, Marques Pettigrew

Officials: Kipp Kissinger, Tyler Kumpf, Christopher Merlo

Cincinnati - 69

Record: 13-6 (2-4)

| NO. Name | Min | FG M-A | 3P M-A | FT M-A | Rebounds OR DR TOT | Fouls PF FD | TP | AS | TO | ST | Blocks BS BA | +/- |
|---------------------|-------|-----------|-----------|-----------|-----------------------|----------------|----|----|----|-------|-----------------|-----|
| 30 Viktor Lakhin | 26:21 | 1-6 | 0-1 | 5-8 | 4 4 8 | 3 5 | 7 | 2 | 1 | 0 0 0 | -4 | |
| 41 Simas Lukosius | 26:48 | 1-9 | 0-6 | 2-2 | 1 2 3 | 2 1 | 4 | 1 | 2 | 1 1 0 | -2 | |
| 55 Aziz Bandaogo | 28:30 | 2-3 | 0-0 | 2-2 | 3 8 11 | 2 2 | 6 | 0 | 4 | 0 1 1 | 4 | |
| 1 Day Day Thomas | 22:46 | 4-10 | 0-3 | 1-1 | 2 1 3 | 5 1 | 9 | 3 | 1 | 1 0 0 | -1 | |
| 15 John Newman III | 28:03 | 4-8 | 0-1 | 3-4 | 1 1 2 | 3 2 | 11 | 0 | 1 | 1 0 0 | -13 | |
| 0 Dan Skillings Jr. | 31:18 | 6-14 | 3-6 | 1-2 | 2 3 5 | 3 1 | 16 | 0 | 3 | 2 0 0 | 3 | |
| 13 Jamille Reynolds | 11:02 | 2-4 | 0-0 | 2-2 | 1 2 3 | 1 2 | 6 | 0 | 1 | 0 0 0 | -10 | |
| 2 Jizzle James | 18:26 | 4-7 | 0-1 | 2-2 | 0 0 0 | 0 3 | 10 | 1 | 3 | 0 0 0 | -2 | |
| 10 Josh Reed | 06:47 | 0-0 | 0-0 | 0-0 | 0 2 2 | 4 0 | 0 | 0 | 0 | 1 0 0 | 0 | |
| Team | | | | | 2 1 3 | | 0 | 0 | | | | |
| Totals | 24:61 | 3-18 | 18-23 | 16 24 40 | 23 17 | 69 | 7 | 16 | 6 | 2 1 | -5 | |

Technical Fouls: NONE

| Shooting By Period | | |
|--------------------|-------|-------|
| 1st FG% | 14-31 | 45.2% |
| 3PT% | 3-10 | 30.0% |
| FT% | 4-7 | 57.1% |
| 2nd FG% | 10-30 | 33.3% |
| 3PT% | 0-8 | 0.0% |
| FT% | 14-16 | 87.5% |
| GM FG% | 24-61 | 39.3% |
| 3PT% | 3-18 | 16.7% |
| FT% | 18-23 | 78.3% |

Dead Ball Rebounds: 3, 1

UCF - 57

Record: 12-7 (3-4)

| NO. | Name | | Min | FG | 3P | FT | Rebounds | | | Fouls | TP | AS | TO | ST | Blocks | +/- | | |
|--------|--------------------|---|-------|-------|------|-----|----------|----|-----|-------|----|----|----|----|--------|-----|-----|-----|
| | | | | M-A | M-A | M-A | OR | DR | TOT | PF | FD | | | | BS | BA | | |
| 11 | Ibrahima Diallo | F | 05:27 | 0-0 | 0-0 | 0-0 | 0 | 0 | 0 | 5 | 0 | 0 | 2 | 0 | 0 | 0 | -12 | |
| 31 | Thierno Sylla | F | 29:09 | 3-7 | 1-2 | 0-0 | 1 | 1 | 2 | 2 | 0 | 7 | 0 | 1 | 0 | 2 | 1 | -26 |
| 3 | Darius Johnson | G | 33:58 | 1-9 | 0-3 | 0-0 | 0 | 1 | 1 | 4 | 1 | 2 | 3 | 2 | 4 | 0 | 0 | -14 |
| 12 | DeMar Langford Jr. | G | 03:50 | 0-0 | 0-0 | 0-0 | 0 | 0 | 0 | 0 | 0 | 0 | 0 | 0 | 0 | 0 | 0 | -9 |
| 24 | Jaylin Sellers | G | 32:44 | 7-14 | 2-4 | 3-4 | 2 | 0 | 2 | 0 | 3 | 19 | 2 | 2 | 1 | 0 | 0 | -5 |
| 5 | Omar Payne | F | 19:45 | 0-4 | 0-1 | 0-0 | 1 | 4 | 5 | 5 | 0 | 0 | 1 | 2 | 0 | 1 | 0 | 4 |
| 13 | Marchelus Avery | F | 31:17 | 6-13 | 4-6 | 3-4 | 3 | 7 | 1 | 4 | 19 | 1 | 2 | 1 | 1 | 0 | 1 | 7 |
| 1 | Antwann Jones | F | 24:47 | 3-8 | 1-2 | 1-1 | 2 | 4 | 6 | 0 | 4 | 8 | 2 | 1 | 2 | 0 | 1 | 3 |
| 22 | Nils Machowski | F | 06:02 | 1-1 | 0-0 | 0-0 | 0 | 0 | 0 | 0 | 1 | 2 | 1 | 0 | 0 | 0 | 0 | 3 |
| 15 | Tyler Hendricks | F | 13:01 | 0-2 | 0-0 | 0-0 | 1 | 3 | 4 | 0 | 0 | 0 | 0 | 0 | 0 | 0 | 1 | -6 |
| Team | | | | | | | 1 | 1 | 2 | | | | 0 | 2 | | | | |
| Totals | | | | 21-58 | 8-18 | 7-9 | 12 | 17 | 29 | 18 | 12 | 57 | 10 | 14 | 8 | 4 | 3 | -11 |

2023-24 BOX SCORES

West Virginia 69, Cincinnati 65



Official Basketball Box Score - Final
Cincinnati at West Virginia
01/31/24 WVU Coliseum, Morgantown, W.Va.
2023-24 Men's Basketball

Game Time: 7:00 PM
Game Duration: 2:11
Attendance: 10,349



Officials: Jeb Hartness, Bert Smith, Roger Ayers

| Cincinnati - 65 | | | Record: 14-7 (3-5) | | | | | | | | | | | | | | |
|-----------------|-------------------|---------|--------------------|-----------|-----------|-----------------------|----------------|----|----|----|----|-----------------|-----|-----|--|--|--|
| NO. Name | | Min | FG M-A | 3P M-A | FT M-A | Rebounds OR DR TOT | Fouls PF FD | TP | AS | TO | ST | Blocks BS BA | +/- | | | | |
| 30 | Viktor Lakhin | F 18:14 | 0-5 | 0-4 | 0-0 | 1 2 3 | 3 0 | 0 | 0 | 4 | 0 | 0 | 0 | -2 | | | |
| 41 | Simas Lukosius | F 33:60 | 4-10 | 2-7 | 3-4 | 2 4 6 | 4 2 | 13 | 2 | 2 | 2 | 0 | 0 | 4 | | | |
| 55 | Aziz Bandaogo | C 26:47 | 2-5 | 0-0 | 0-0 | 3 6 9 | 5 2 | 4 | 0 | 0 | 1 | 2 | 1 | -10 | | | |
| 1 | Day Day Thomas | G 30:50 | 4-13 | 3-8 | 1-2 | 0 1 1 | 1 3 | 12 | 4 | 3 | 3 | 0 | 2 | -7 | | | |
| 15 | John Newman III | G 28:41 | 3-5 | 1-2 | 2-2 | 4 2 6 | 1 2 | 9 | 2 | 1 | 1 | 0 | 1 | -9 | | | |
| 0 | Dan Skillings Jr. | G 30:16 | 6-19 | 3-9 | 0-0 | 2 3 5 | 2 1 | 15 | 0 | 0 | 0 | 0 | 3 | -7 | | | |
| 2 | Jizzle James | 11:34 | 1-1 | 0-0 | 0-0 | 1 1 2 | 0 0 | 2 | 3 | 0 | 0 | 0 | 0 | 4 | | | |
| 10 | Josh Reed | 08:33 | 1-2 | 0-1 | 0-0 | 0 2 2 | 0 0 | 2 | 0 | 0 | 1 | 0 | 0 | 1 | | | |
| 13 | Jamille Reynolds | 09:39 | 2-4 | 0-1 | 0-0 | 1 2 3 | 2 0 | 4 | 1 | 0 | 0 | 2 | 0 | 1 | | | |
| 33 | Ody Oguama | 01:25 | 2-2 | 0-0 | 0-0 | 1 0 1 | 0 0 | 4 | 0 | 0 | 0 | 1 | 0 | 5 | | | |
| Team | | | | | | 3 1 4 | 0 | | 3 | | | | | | | | |
| Totals | | | 25-66 | 9-32 | 6-8 | 18 24 42 | 18 10 | 65 | 12 | 13 | 8 | 5 | 7 | -4 | | | |

Technical Fouls:Reynolds 2nd12:21

| West Virginia - 69 | | | Record: 8-13 (3-5) | | | | | | | | | | | | | | | | | |
|--------------------|-----------------|---------|--------------------|-----|-----|-----------|-------|-------|----|----|----|--------|----|----|----|----|---|---|---|---|
| NO. | Name | Min | FG | 3P | FT | Rebounds | Fouls | TP | AS | TO | ST | Blocks | | | | | | | | |
| | | | M-A | M-A | M-A | OR DR TOT | PF FD | | | | | BS | BA | | | | | | | |
| 11 | Quinn Slazinski | F 34:33 | 5-9 | 1-2 | 4-6 | 1 4 5 | 2 3 | 15 | 3 | 5 | 0 | 0 | 2 | 10 | | | | | | |
| 7 | Jesse Edwards | C 28:59 | 11-17 | 0-0 | 3-9 | 6 4 10 | 2 6 | 25 | 1 | 1 | 0 | 4 | 2 | 11 | | | | | | |
| 2 | Kobe Johnson | G 33:05 | 1-5 | 0-0 | 0-0 | 0 5 5 | 0 0 | 2 | 3 | 0 | 1 | 0 | 0 | 6 | | | | | | |
| 3 | Kerr Krisia | G 37:00 | 2-6 | 2-6 | 4-6 | 0 3 3 | 3 2 | 10 | 7 | 2 | 3 | 0 | 0 | 6 | | | | | | |
| 21 | RaeQuan Battle | G 22:57 | 2-6 | 1-2 | 5-6 | 0 2 2 | 3 4 | 10 | 0 | 1 | 0 | 1 | 0 | 20 | | | | | | |
| 13 | Akok Akok | 07:14 | 1-2 | 0-0 | 0-0 | 0 1 1 | 1 0 | 2 | 0 | 2 | 0 | 0 | 0 | -6 | | | | | | |
| 14 | Seth Wilson | 11:23 | 0-1 | 0-0 | 0-0 | 0 1 1 | 1 0 | 0 | 1 | 0 | 0 | 0 | 0 | -8 | | | | | | |
| 1 | Noah Farrakhan | 11:44 | 2-4 | 1-1 | 0-0 | 0 2 2 | 0 0 | 5 | 0 | 0 | 0 | 0 | 0 | -4 | | | | | | |
| 22 | Josiah Harris | 04:15 | 0-0 | 0-0 | 0-0 | 0 0 0 | 0 1 | 0 | 0 | 0 | 0 | 0 | 0 | -2 | | | | | | |
| 24 | Pat Suemnick | 04:50 | 0-1 | 0-0 | 0-0 | 0 0 0 | 0 0 | 0 | 0 | 0 | 0 | 2 | 1 | -4 | | | | | | |
| 9 | Ofri Naveh | 03:59 | 0-0 | 0-0 | 0-1 | 0 0 0 | 0 1 | 0 | 0 | 0 | 0 | 0 | 0 | -9 | | | | | | |
| Team | | | | | | 2 2 4 | | 0 | 0 | | | | | | | | | | | |
| Totals | | | | | | 24-51 | 5-11 | 16-28 | 9 | 24 | 33 | 11 | 17 | 69 | 15 | 11 | 4 | 7 | 5 | 4 |

Technical Fouls:Slazinski 1st11:34

| | CIN | WVU | | | CIN | WVU | | | |
|------------------|---------------------------|---------------------------|-----------------------|----|-----|-------------|----|----|--|
| Biggest lead | 10 (2 nd 6:29) | 6 (2 nd 0:08) | Points from Turnovers | 12 | 22 | Paint | 20 | 34 | |
| Best Scoring Run | 11 (2 nd 6:29) | 12 (2 nd 1:47) | Second Chance | 8 | 10 | Fast Breaks | 7 | 9 | |
| Lead Changes | 12 | | Bench | 27 | 7 | | | | |
| Times Tied | 7 | | | | | | | | |
| Time with Lead | 19:10 | 14:36 | | | | | | | |

Cincinnati 75, No. 15 Texas Tech 72

Official Basketball Box Score - Final
Cincinnati at Texas Tech
02/03/24 United Supermarkets Arena, Lubbock
2023-24 Men's Basketball

Game Time: 5:00 PM
Game Duration: 2:04
Attendance: 15,098

Officials: Gary Maxwell, Amy Bonner, Brooks Wells

| Cincinnati - 75 | | | Record: 15-7 (4-5) | | | | | | | | | | | | | | | | | | | | | | | | | | | | | | | | |
|----------------------|-------------------|---------|--------------------|-----|-----|----------|-------|------|----|-------|----|--------|----|-----|--|----|----|----|--|----|--|----|--|----|--|----|--|---|--|---|--|---|--|---|--|
| NO. | Name | Min | FG | 3P | FT | Rebounds | Fouls | TP | AS | TO | ST | Blocks | | | | | | | | | | | | | | | | | | | | | | | |
| | | | M-A | M-A | M-A | OR | DR | TF | PF | FD | | BS | BA | +/- | | | | | | | | | | | | | | | | | | | | | |
| 30 | Viktor Lakhin | F 16:51 | 1-6 | 0-1 | 2-2 | 3 | 1 | 4 | 0 | 1 | 4 | 1 | 2 | 1 | 0 | -7 | | | | | | | | | | | | | | | | | | | |
| 41 | Simas Lukosius | F 35:21 | 6-12 | 4-7 | 0-0 | 1 | 3 | 4 | 0 | 2 | 16 | 2 | 5 | 2 | 0 | 8 | | | | | | | | | | | | | | | | | | | |
| 55 | Aziz Bandaogo | C 26:53 | 3-6 | 0-0 | 4-4 | 5 | 5 | 10 | 0 | 5 | 10 | 0 | 1 | 0 | 2 | 0 | 1 | | | | | | | | | | | | | | | | | | |
| 1 | Day Day Thomas | G 25:34 | 3-8 | 1-3 | 2-2 | 0 | 3 | 3 | 2 | 1 | 9 | 4 | 2 | 1 | 2 | 0 | 12 | | | | | | | | | | | | | | | | | | |
| 15 | John Newman III | G 32:52 | 5-9 | 1-4 | 0-0 | 2 | 3 | 5 | 4 | 3 | 11 | 2 | 2 | 1 | 0 | 0 | 6 | | | | | | | | | | | | | | | | | | |
| 0 | Dan Skillings Jr. | 28:45 | 6-14 | 0-3 | 2-2 | 5 | 2 | 7 | 3 | 2 | 14 | 2 | 2 | 1 | 3 | 0 | 7 | | | | | | | | | | | | | | | | | | |
| 13 | Jamille Reynolds | 10:24 | 2-3 | 0-0 | 0-0 | 0 | 3 | 3 | 3 | 0 | 4 | 1 | 0 | 0 | 0 | 0 | 4 | | | | | | | | | | | | | | | | | | |
| 2 | Jizzle James | 14:26 | 3-7 | 1-2 | 0-0 | 0 | 1 | 1 | 2 | 0 | 7 | 1 | 0 | 0 | 1 | 0 | -9 | | | | | | | | | | | | | | | | | | |
| 10 | Josh Reed | 08:54 | 0-0 | 0-0 | 0-0 | 0 | 0 | 0 | 4 | 0 | 0 | 0 | 0 | 0 | 0 | 0 | -7 | | | | | | | | | | | | | | | | | | |
| Team | | | | | | 1 | | 1 | 2 | 0 | | | | | | | | | | | | | | | | | | | | | | | | | |
| Totals | | | | | | 29-65 | | 7-20 | | 10-10 | | 17 | | 22 | | 39 | | 18 | | 14 | | 75 | | 13 | | 13 | | 7 | | 8 | | 0 | | 3 | |
| Technical Fouls:NONE | | | | | | | | | | | | | | | | | | | | | | | | | | | | | | | | | | | |
| | | | | | | | | | | | | | | | <div>Shooting By Period</div> <div>1st FG% 15-30 50.0%</div> <div>3PT% 4-11 36.4%</div> <div>FT% 2-2 100%</div> <div>2nd FG% 14-35 40.0%</div> <div>3PT% 3-9 33.3%</div> <div>FT% 8-8 100%</div> <div>GM FG% 29-65 44.6%</div> <div>3PT% 7-20 35.0%</div> <div>FT% 10-10 100.0%</div> <div>Dead Ball Rebounds: 0 0</div> | | | | | | | | | | | | | | | | | | | | |

Technical Fouls:NONE

| Record: 16-5 (5-3) | | | | | | | | | | | | | | | Shooting By Period | | |
|-----------------------|--------------------|---------|-----------|-----------|-----------|------------------|----------------|----|----|----|----|-----------------|-----|----|-------------------------|--|--|
| NO. | Name | Min | FG M-A | 3P M-A | FT M-A | Reb OR DR TOT | Fouls PF FD | TP | AS | TO | ST | Blocks BS BA | +/- | | | | |
| 5 | Darrion Williams | F 37:15 | 2-5 | 0-0 | 3-3 | 4 3 7 | 1 2 | 7 | 2 | 3 | 2 | 0 | 0 | 4 | 1st FG% 13-27 48.1% | | |
| 22 | Warren Washington | F 22:34 | 2-9 | 0-0 | 3-4 | 3 2 5 | 3 3 | 7 | 1 | 2 | 1 | 0 | 1 | -3 | 3PT% 4-7 57.1% | | |
| 2 | Pop Isaacs | G 35:13 | 5-19 | 3-9 | 9-12 | 0 1 1 | 1 8 | 22 | 2 | 5 | 1 | 0 | 2 | -5 | FT% 7-11 63.6% | | |
| 6 | Joe Toussaint | G 26:07 | 1-3 | 0-0 | 0-0 | 1 1 2 | 5 2 | 2 | 4 | 0 | 2 | 0 | 0 | 0 | 2nd FG% 11-32 34.4% | | |
| 24 | Kerwin Walton | G 30:17 | 4-6 | 2-3 | 2-2 | 1 2 3 | 2 1 | 12 | 0 | 0 | 0 | 0 | 0 | 2 | 3PT% 1-8 12.5% | | |
| 0 | Chance McMillian | 28:23 | 3-7 | 0-3 | 2-2 | 1 2 3 | 2 1 | 8 | 0 | 0 | 1 | 0 | 3 | -6 | FT% 12-13 92.3% | | |
| 25 | Brent Jennings | 15:55 | 7-10 | 0-0 | 0-1 | 4 2 6 | 0 1 | 14 | 1 | 1 | 0 | 0 | 2 | 2 | GM FG% 24-59 40.7% | | |
| 3 | D'Maurian Williams | 02:45 | 0-0 | 0-0 | 0-0 | 0 1 1 | 0 0 | 0 | 0 | 0 | 0 | 0 | 0 | -7 | 3PT% 5-15 33.3% | | |
| 23 | Eemeli Yalaho | 01:31 | 0-0 | 0-0 | 0-0 | 0 0 0 | 0 0 | 0 | 0 | 0 | 1 | 0 | 0 | -2 | FT% 19-24 79.2% | | |
| Team | | | | | | 2 5 7 | | 0 | 0 | | | | | | Dead Ball Rebounds: 2.0 | | |
| Totals | | | 24-59 | 5-15 | 19-24 | 16 19 35 | 14 18 | 72 | 10 | 11 | 8 | 0 | 8 | -3 | | | |
| Technical Fouls: NONE | | | | | | | | | | | | | | | | | |

Technical Fouls:NONE

| Biggest lead | 9 (1 st 13:59) | 5 (1 st 5:48) | Points from Turnovers | CIN | TTU | Period by Period Scoring | | | |
|------------------|---------------------------|--------------------------|-----------------------|-----|-----|--------------------------|-----|-----|-----|
| Best Scoring Run | 9 (1 st 13:59) | 9 (1 st 5:48) | Paint | 28 | 30 | CIN | 1st | 2nd | TOT |
| Lead Changes | 14 | | Second Chance | 13 | 17 | | TTU | 36 | 39 |
| Times Tied | 8 | | Fast Breaks | 9 | 3 | | | | |
| Time with Lead | 23:35 | 12:02 | Bench | 25 | 22 | | 37 | 35 | 72 |

No. 5 Houston 67, Cincinnati 62



Official Basketball Box Score - Final
Houston at Cincinnati
02/10/24 Fifth Third Arena, Cincinnati
Cincinnati vs. Houston

Game Time: 4:00 PM
Game Duration: 2:10
Attendance: 12,715



Officials: Kipp Kissinger, Jeb Hartness, Chris Pasi

| Houston - 67 | | | Record: 21-3 (8-3) | | | | | | | | | | | | | | |
|-----------------------|------------------|---|--------------------|-----------|-----------|-----------|-----------------------|----------------|----|----|----|----|-----------------|-----|--|--|--|
| NO. | Name | | Min | FG M-A | 3P M-A | FT M-A | Rebounds OR DR TOT | Fouls PF FD | TP | AS | TO | ST | Blocks BS BA | +/- | | | |
| 5 | Ja'Vier Francis | F | 18:05 | 2-3 | 0-0 | 1-2 | 4 2 6 | 4 1 | 5 | 0 | 0 | 0 | 1 | 0 | | | |
| 13 | J'Wan Roberts | F | 36:44 | 10-15 | 0-0 | 0-1 | 4 4 8 | 2 2 | 20 | 0 | 2 | 0 | 1 | 0 | | | |
| 1 | Jamal Shead | G | 38:07 | 6-25 | 2-8 | 2-2 | 1 3 4 | 3 2 | 16 | 4 | 0 | 1 | 0 | 2 | | | |
| 4 | LJ Cryer | G | 16:50 | 2-7 | 0-4 | 4-5 | 0 2 2 | 4 3 | 8 | 1 | 1 | 0 | 0 | 17 | | | |
| 21 | Emanuel Sharp | G | 34:01 | 3-7 | 1-3 | 2-2 | 1 5 6 | 2 3 | 9 | 0 | 1 | 1 | 0 | 15 | | | |
| 25 | Joseph Tugler | | 19:36 | 2-3 | 0-0 | 1-2 | 1 2 3 | 3 1 | 5 | 2 | 0 | 0 | 2 | 9 | | | |
| 8 | Mylik Wilson | | 21:09 | 2-5 | 0-0 | 0-0 | 0 3 4 | 7 2 | 1 | 4 | 2 | 0 | 3 | 0 | | | |
| 11 | Damian Dunn | | 11:31 | 0-4 | 0-1 | 0-0 | 2 0 2 | 0 0 | 0 | 0 | 1 | 0 | 0 | -18 | | | |
| 3 | Ramon Walker Jr. | | 03:57 | 0-0 | 0-0 | 0-0 | 0 1 1 | 0 0 | 0 | 0 | 0 | 0 | 0 | -2 | | | |
| Team | | | | | | | 1 1 2 | | 0 | 0 | | | | | | | |
| Totals | | | | 27-69 | 3-16 | 10-14 | 17 24 41 | 20 13 | 67 | 9 | 5 | 5 | 4 | 3 | | | |
| Technical Fouls: NONE | | | | | | | | | | | | | | | | | |

2023-24 BOX SCORES

Cincinnati 74, Kansas State 72

Oklahoma 74, Cincinnati 71 (OT)



Official Basketball Box Score - Final
Kansas St. at Cincinnati
03/02/24 Fifth Third Arena, Cincinnati
Cincinnati vs. Kansas State

Game Time: 7:00 PM
Game Duration: 2:19
Attendance: 11,974



Official Basketball Box Score - Final
Cincinnati at Oklahoma
03/05/24 Lloyd Noble Center, Norman
2023-24 Men's Basketball

Game Time: 7:00 PM
Game Duration: 2:38
Attendance: 6,124

Kansas St. - 72

Record: 17-12 (7-9)

Officials: Doug Simons, Antonio Petty, Blake Harris

| NO. Name | Min | FG M-A | 3P M-A | FT M-A | Rebounds OR DR TOT | Fouls PF FD | TP | AS | TO | ST | Blocks BS BA | +/- |
|--------------------|---------|-----------|-----------|-----------|-----------------------|----------------|----|----|----|----------|-----------------|-----|
| 24 Arthur Kaluma | F 36:01 | 2-11 | 0-5 | 3-6 | 0 6 6 | 1 4 | 7 | 3 | 6 | 0 | 2 0 -5 | |
| 20 Jerrell Colbert | C 17:31 | 5-8 | 0-0 | 5-6 | 3 4 7 | 2 4 | 15 | 0 | 0 | 1 1 0 -2 | | |
| 2 Tylor Perry | G 38:18 | 7-10 | 6-8 | 6-6 | 1 3 4 | 2 6 | 26 | 3 | 3 | 0 0 0 -1 | | |
| 4 Dai Dai Ames | G 14:15 | 1-2 | 1-2 | 0-0 | 0 0 0 | 1 0 | 3 | 0 | 1 | 0 0 0 6 | | |
| 5 Cam Carter | G 37:33 | 4-11 | 2-6 | 3-3 | 1 3 4 | 3 1 | 13 | 1 | 6 | 1 0 1 1 | | |
| 1 David N'Guessan | 32:45 | 1-4 | 0-0 | 2-2 | 2 4 6 | 1 2 | 4 | 2 | 2 | 1 1 3 -3 | | |
| 13 Will McNair Jr. | 21:13 | 1-3 | 0-0 | 2-2 | 4 3 7 | 3 2 | 4 | 2 | 1 | 0 0 1 -4 | | |
| 3 Dorian Finister | 02:23 | 0-1 | 0-0 | 0-0 | 0 0 0 | 0 0 | 0 | 0 | 0 | 0 0 0 -2 | | |
| 23 Macaleab Rich | 00:02 | 0-0 | 0-0 | 0-0 | 0 0 0 | 0 0 | 0 | 0 | 0 | 0 0 0 0 | | |
| Team | | | | | 1 2 3 | | 0 | 0 | | | | |
| Totals | | 21-50 | 9-21 | 21-25 | 12 25 37 | 13 19 | 72 | 11 | 19 | 3 4 5 -2 | | |

Technical Fouls::NONE

Cincinnati - 74

Record: 17-12 (6-10)

| NO. Name | Min | FG M-A | 3P M-A | FT M-A | Rebounds OR DR TOT | Fouls PF FD | TP | AS | TO | ST | Blocks BS BA | +/- |
|---------------------|---------|-----------|-----------|-----------|-----------------------|----------------|----|----|----|-----------|-----------------|-----|
| 30 Viktor Lakhin | F 20:03 | 3-8 | 0-2 | 0-0 | 2 5 7 | 4 1 | 6 | 0 | 0 | 1 0 0 7 | | |
| 41 Simas Lukosius | F 33:08 | 5-13 | 3-8 | 0-0 | 0 1 1 | 1 1 | 13 | 4 | 2 | 0 0 3 -1 | | |
| 55 Aziz Bandaogo | C 28:45 | 2-5 | 0-0 | 2-2 | 2 6 8 | 2 3 | 6 | 0 | 0 | 3 2 0 -2 | | |
| 1 Day Day Thomas | G 31:38 | 6-11 | 2-5 | 0-0 | 0 0 0 | 0 2 | 1 | 14 | 5 | 2 4 0 0 2 | | |
| 15 John Newman III | G 28:46 | 8-12 | 2-3 | 0-1 | 1 2 3 | 2 2 | 18 | 4 | 0 | 1 0 1 -5 | | |
| 2 Jizzle James | 27:40 | 5-11 | 0-2 | 0-0 | 1 0 1 | 2 2 | 10 | 4 | 2 | 1 0 0 5 | | |
| 10 Josh Reed | 18:37 | 1-1 | 1-1 | 0-0 | 1 2 3 | 2 0 | 3 | 0 | 0 | 1 1 0 0 | | |
| 13 Jamille Reynolds | 11:16 | 1-5 | 0-0 | 2-5 | 1 0 1 | 4 3 | 4 | 0 | 0 | 0 2 0 4 | | |
| 33 Ody Oguama | 00:06 | 0-0 | 0-0 | 0-0 | 0 0 0 | 0 0 | 0 | 0 | 0 | 0 0 0 0 | | |
| Team | | | | | 2 1 3 | | 0 | 0 | | | | |
| Totals | | 31-66 | 8-21 | 4-8 | 10 17 27 | 19 13 | 74 | 17 | 6 | 11 5 4 2 | | |

Technical Fouls::NONE

| | KSU | CIN | Points from | KSU | CIN | Period by Period Scoring |
|------------------|---------------------------|----------------------------|---------------|-----|-----|--------------------------|
| Biggest lead | 3 (1 st 14:23) | 13 (2 nd 14:41) | Turnovers | 6 | 29 | |
| Best Scoring Run | 10 (2 nd 4:39) | 6 (1 st 3:23) | Paint | 24 | 36 | 1st 2nd TOT |
| Lead Changes | 4 | | Second Chance | 16 | 10 | KSU 27 45 72 |
| Times Tied | 3 | | Fast Breaks | 6 | 6 | CIN 34 40 74 |
| Time with Lead | 01:44 | 34:35 | Bench | 8 | 17 | |

Cincinnati - 71

Record: 17-13 (6-11)

| NO. Name | Min | FG M-A | 3P M-A | FT M-A | Rebounds OR DR TOT | Fouls PF FD | TP | AS | TO | ST | Blocks BS BA | +/- |
|---------------------|---------|-----------|-----------|-----------|-----------------------|----------------|----|----|----|-----------|-----------------|-----|
| 41 Simas Lukosius | F 38:15 | 3-10 | 2-8 | 2-2 | 1 4 5 | 1 3 | 10 | 2 | 2 | 0 1 0 8 | | |
| 55 Aziz Bandaogo | C 26:51 | 1-1 | 0-0 | 1-2 | 1 5 6 | 5 1 | 3 | 1 | 3 | 2 3 0 2 | | |
| 0 Dan Skillings Jr. | G 29:57 | 5-14 | 0-6 | 3-4 | 6 3 9 | 5 4 | 13 | 1 | 2 | 3 0 1 -1 | | |
| 1 Day Day Thomas | G 33:11 | 4-11 | 0-3 | 0-0 | 0 3 3 | 4 5 | 8 | 3 | 1 | 2 0 1 -3 | | |
| 15 John Newman III | G 36:11 | 6-16 | 2-8 | 1-1 | 1 1 2 | 2 2 | 15 | 0 | 1 | 2 0 1 2 | | |
| 13 Jamille Reynolds | 18:09 | 2-4 | 0-0 | 2-2 | 3 3 6 | 4 1 | 6 | 0 | 2 | 0 0 1 -4 | | |
| 2 Jizzle James | 27:43 | 7-14 | 2-4 | 0-0 | 0 1 1 | 1 0 | 16 | 1 | 0 | 2 0 0 -12 | | |
| 10 Josh Reed | 11:40 | 0-1 | 0-0 | 0-0 | 1 1 2 | 0 0 | 0 | 0 | 1 | 0 1 0 -6 | | |
| 33 Ody Oguama | 03:03 | 0-0 | 0-0 | 0-0 | 0 1 1 | 0 0 | 0 | 0 | 0 | 0 0 0 -1 | | |
| Team | | | | | 0 0 0 | | 0 | 0 | | | | |
| Totals | | 28-71 | 6-29 | 9-11 | 13 22 35 | 22 16 | 71 | 8 | 12 | 11 5 4 -3 | | |

Technical Fouls::NONE

Oklahoma - 74

Record: 20-10 (8-9)

| NO. Name | Min | FG M-A | 3P M-A | FT M-A | Rebounds OR DR TOT | Fouls PF FD | TP | AS | TO | ST | Blocks BS BA | +/- |
|----------------------|---------|-----------|-----------|-----------|-----------------------|----------------|----|----|----|----------|-----------------|-----|
| 10 Sam Godwin | F 26:53 | 2-4 | 0-0 | 2-2 | 3 0 3 | 4 1 | 6 | 0 | 2 | 0 0 0 -5 | | |
| 14 Jalon Moore | F 38:24 | 5-14 | 1-1 | 5-8 | 3 4 7 | 3 7 | 16 | 3 | 2 | 1 3 3 11 | | |
| 0 Le'Tre Darthard | G 40:58 | 2-5 | 2-4 | 12-14 | 0 3 3 | 1 7 | 18 | 0 | 0 | 1 0 0 4 | | |
| 5 Rivaldo Soares | G 38:44 | 5-7 | 3-5 | 3-3 | 0 9 9 | 1 1 | 16 | 0 | 4 | 0 0 0 6 | | |
| 12 Milos Uzan | G 24:04 | 1-10 | 0-2 | 0-0 | 1 1 2 | 5 0 | 2 | 3 | 4 | 1 0 0 -5 | | |
| 3 Otega Owheh | 24:39 | 3-10 | 0-0 | 0-0 | 0 3 3 | 1 1 | 6 | 0 | 1 | 1 0 2 -2 | | |
| 13 Maks Klanjscek | 18:08 | 1-3 | 0-2 | 5-5 | 0 3 3 | 1 4 | 7 | 1 | 2 | 0 0 0 9 | | |
| 45 Luke Northweather | 13:10 | 1-2 | 0-1 | 1-2 | 1 1 2 | 0 1 | 3 | 1 | 0 | 0 1 0 -3 | | |
| Team | | | | | 0 0 0 | | 0 | 0 | | | | |
| Totals | | 20-55 | 6-15 | 28-34 | 8 24 32 | 16 22 | 74 | 8 | 15 | 4 4 5 3 | | |

Technical Fouls::NONE

| | UC | OKLA | Points from | UC | OKLA | Period by Period Scoring |
|------------------|----------------------------|-----------------------------|---------------|----|------|--------------------------|
| Biggest lead | 13 (1 st 12:45) | 3 (1 st OT 0:14) | Turnovers | 21 | 8 | |
| Best Scoring Run | 7 (1 st 18:21) | 7 (1 st 1:03) | Paint | 38 | 24 | 1st 2nd OT1 TOT |
| Lead Changes | 5 | | Second Chance | 10 | 21 | UC 28 39 4 71 |
| Times Tied | 3 | | Fast Breaks | 16 | 2 | OKLA 27 40 7 74 |
| Time with Lead | 38:41 | 04:47 | Bench | 22 | 16 | |

Game Notes: Scanned: 4,430 •

SINGLE-GAME TEAM RECORDS

HIGHS

Points

| | | |
|-----|------------------------|---------|
| 127 | v. North Texas State | 1957-58 |
| 123 | v. St. Joseph's (Pa.) | 1959-60 |
| | v. North Texas State | 1959-60 |
| 122 | v. St. Joseph's (Ind.) | 1976-77 |
| 120 | v. Kent State | 1976-77 |

Points (Two Teams)

| | | |
|-----|--------------------------|---------|
| 232 | UC 119, Morehead St. 113 | 1957-58 |
|-----|--------------------------|---------|

Points (One Half)

| | | |
|----|----------------------|---------|
| 69 | v. North Texas State | 1957-58 |
| 68 | v. DePaul | 1997-98 |

Field Goals Made

| | | |
|----|------------------------|---------|
| 55 | v. St. Joseph's (Ind.) | 1975-76 |
| | v. Wright State | 1976-77 |
| 51 | v. Northeast Illinois | 1973-74 |
| 50 | v. multiple opponents | |

Field Goals Attempted

| | | |
|-----|--------------------|---------|
| 132 | v. Cedarville | 1949-50 |
| 113 | v. Cedarville | 1950-51 |
| | v. Western Reserve | 1951-52 |
| 112 | v. Wilmington | 1951-52 |
| 109 | v. Western Reserve | 1952-53 |

Field Goal Percentage

| | | |
|------|------------------------------|---------|
| .672 | v. E. Michigan (41-61) | 1996-97 |
| .667 | v. St. Francis (Pa.) (32-48) | 1990-91 |
| .655 | v. Austin Peay (38-58) | 1992-93 |
| .647 | v. Central Florida (33-51) | 2014-15 |
| .647 | v. F. Dickinson (44-68) | 2016-17 |
| .643 | v. Memphis (27-42) | 1986-87 |
| | v. Kent State (36-56) | 1990-91 |

3-Point Field Goals Made

| | | |
|-----------|--------------------------|-----------------|
| 24 | v. Oakland | 1998-99 |
| 18 | v. Louisiana-Monroe | 2001-02 |
| 17 | v. Tulane | 2/7/23 |
| 17 | v. Arizona | 11/20/22 |
| 17 | v. Wofford | 2006-07 |
| 16 | vs. Detroit Mercy | 11/10/23 |
| 16 | v. Tulsa | 1/20/22 |
| 16 | v. Memphis | 1/9/22 |
| 16 | v. Chicago State | 2011-12 |
| 15 | v. Tulsa | 2017-18 |

3-Point Field Goals Attempted

| | | |
|-----------|-------------------------|-----------------|
| 48 | v. Tulane | 2/7/23 |
| 48 | v. Oakland | 1998-99 |
| 39 | v. Savannah State | 2017-18 |
| 36 | v. Tulsa | 2/12/22 |
| | v. Eastern Kentucky | 2008-09 |
| | v. Temple | 1993-94 |
| | v. Coppin State | 2001-02 |
| 35 | v. Georgia Tech | 11/22/23 |
| | v. Chicago State | 2011-12 |
| 34 | v. Louisiana-Monroe | 2001-02 |
| | v. Chicago State | 2013-14 |
| | v. USF | 2016-17 |
| | v. Arizona | 11/20/22 |
| | v. Detroit Mercy | 12/21/22 |
| | v. Detroit Mercy | 11/10/23 |
| 33 | v. Memphis | 2019-20 |
| | v. Houston | 2020-21 |

3-Point Field Goal Percentage (min: 5 made)

| | | |
|------|----------------|---------|
| .833 | v. Regis (5-6) | 1986-87 |
|------|----------------|---------|

| | | |
|------|--------------------------|---------|
| .750 | v. Central Florida (6-8) | 2014-15 |
| .741 | v. Duke (5-7) | 1998-99 |
| .682 | v. Tulsa (15-22) | 2017-18 |
| .667 | v. Massachusetts (8-12) | 1992-93 |
| .643 | v. Temple (9-14) | 2014-15 |
| .636 | v. Stony Brook (7-11) | 2014-15 |
| .632 | v. Vermont (12-19) | 2019-20 |

Free Throws Made

| | | |
|----|------------------------|---------|
| 42 | v. Louisville | 2002-03 |
| 41 | v. Arkansas-Pine Bluff | 2015-16 |
| 38 | v. UAB | 1997-98 |
| 38 | at UConn (AAC) | 2016-17 |
| 37 | v. North Texas State | 1957-58 |
| 36 | v. Bradley | 1956-57 |

Free Throws Attempted

| | | |
|----|------------------------|---------|
| 59 | v. Arkansas-Pine Bluff | 2015-16 |
| 58 | v. Louisville | 2002-03 |
| 55 | v. UAB | 1997-98 |
| 55 | v. Bowling Green | 2019-20 |
| 51 | v. North Texas State | 1957-58 |
| 49 | v. Miami (OH) | 1952-53 |
| | v. Miami (OH) | 1956-57 |
| | v. Arkansas | 1995-96 |

Free Throw Percent (min. 8×= made)

| | | |
|-------|------------------------------|---------------|
| 1.000 | v. Loyola (Ill.) (12-12) | 1986-87 |
| | v. Saint Louis (8-8) | 1992-93 |
| | v. Temple (17-17) | 1995-96 |
| | v. Louisville (18-18) | 2005-06 |
| | at Texas Tech (10-10) | 2/3/24 |

Rebounds

| | | |
|----|----------------------|---------|
| 84 | v. Union | 1954-55 |
| 82 | v. Kent State | 1952-53 |
| 80 | v. Tennessee | 1955-56 |
| | v. North Texas State | 1957-58 |

Rebound Margin

| | | |
|-----|-------------------------|---------|
| +48 | v. Chicago State | 2013-14 |
| +45 | v. Tennessee | 1955-56 |
| +43 | v. Union | 1954-55 |
| +40 | v. Case Western Reserve | 1952-53 |
| | v. North Texas State | 1957-58 |

Assists

| | | |
|----|----------------------------|---------|
| 41 | v. St. Joseph's (Ind.) | 1975-76 |
| 32 | v. Robert Morris | 2015-16 |
| 29 | v. Fairleigh Dickinson | 2016-17 |
| 28 | v. Pacific | 1958-59 |
| 27 | (last vs. Toledo, 2009-10) | |

Steals

| | | |
|----|------------------------|---------|
| 23 | v. Ark.-Little Rock | 2012-13 |
| 20 | v. Tulane | 1978-79 |
| | v. Howard | 1996-97 |
| 19 | v. Akron | 1976-77 |
| | v. Arkansas-Pine Bluff | 2015-16 |
| 18 | v. Bowling Green | 1989-90 |
| | v. Wyoming | 1995-96 |

Blocked Shots

| | | |
|----|-----------------|---------|
| 18 | v. Marquette | 2005-06 |
| 15 | v. Iowa State | 1999-00 |
| 14 | v. DePaul | 1997-98 |
| 13 | v. Memphis | 1999-00 |
| | v. Miami (Ohio) | 2004-05 |

Turnovers

| | | |
|----|--------------------|---------|
| 31 | v. Cleveland State | 1973-74 |
| 29 | v. Pittsburgh | 1978-79 |
| | v. Tulane | 1978-79 |
| | v. Xavier | 1997-98 |

| | | |
|-----------------------|---------------------|---------|
| | v. Central Michigan | 2006-07 |
| Personal Fouls | | |
| 39 | v. William & Mary | 1951-52 |
| 38 | v. Morehead State | 1955-56 |
| | v. Louisville | 1985-86 |
| 37 | v. Miami (Ohio) | 1951-52 |

Disqualifications

| | | |
|---|--------------------|---------|
| 5 | v. William & Mary | 1950-51 |
| | v. St. Bonaventure | 1950-51 |

Overtime Periods

| | | |
|---|-----------------------------|---------|
| 7 | v. Bradley | 1981-82 |
| | (75-73 UC win), NCAA Record | |

Fewest Points Scored

| | | |
|----|-----------------|---------|
| 11 | v. Kentucky | 1983-84 |
| 31 | v. Louisville | 1980-81 |
| 37 | v. Louisville | 1983-84 |
| 38 | v. Georgia Tech | 1977-88 |

Fewest Field Goals Made

| | | |
|----|----------------|---------|
| 5 | v. Kentucky | 1983-84 |
| 12 | v. Memphis | 2008-09 |
| | v. LaSalle | 1948-49 |
| 13 | v. Saint Louis | 1960-61 |
| | v. Connecticut | 2013-14 |

Fewest Field Goals Attempted

| | | |
|----|-------------|---------|
| 12 | v. Kentucky | 1983-84 |
|----|-------------|---------|

Lowest Field Goal Percentage

| | | |
|------|-------------------------|---------|
| .156 | v. LaSalle (12-77) | 1948-49 |
| .207 | v. Butler (17-82) | 1948-49 |
| .215 | v. Butler (17-79) | 1948-49 |
| .222 | v. Duquesne (14-63) | 1951-52 |
| .243 | v. Miami (Ohio) (17-71) | 1948-49 |

Fewest 3-Point Field Goals Made

| | | |
|---|----------------------------|--|
| 0 | (last vs. Tulane, 2014-15) | |
|---|----------------------------|--|

Fewest 3-Point Field Goals Att.

| | | |
|---|-------------------|---------|
| 2 | v. South Carolina | 1988-89 |
| | v. Morehead State | 1986-87 |

Lowest 3-Point FG Percentage

| | | |
|------|-----------------------|--|
| .000 | v. multiple opponents | |
|------|-----------------------|--|

Fewest Free Throws Made

| | | |
|---|-----------------|---------|
| 0 | v. Georgia Tech | 1977-78 |
| 1 | v. VCU | 1978-79 |
| | v. Kentucky | 1983-84 |
| | v. Pittsburgh | 2013-14 |

Fewest Free Throws Attempted

| | | |
|---|-----------------|---------|
| 0 | v. Georgia Tech | 1977-78 |
| 2 | v. Louisville | 2008-09 |
| | v. Kentucky | 1983-84 |
| | v. Tulane | 1982-83 |
| 3 | v. Brown | 1973-74 |
| | v. Pittsburgh | 2013-14 |

Lowest Free Throw Percentage

| | | |
|------|-------------------------|---------|
| .143 | v. Louisville (1-7) | 2011-12 |
| .222 | v. UNC Wilmington (2-9) | 2000-01 |
| .240 | v. Tulsa (6-25) | 1968-69 |
| .286 | v. Toledo (4-14) | 1951-52 |
| .300 | v. Tulsa (3-10) | 1966-67 |
| | v. East Carolina (3-10) | 2001-02 |

Fewest Rebounds

| | | |
|---|-------------|---------|
| 9 | v. Kentucky | 1983-84 |
|---|-------------|---------|

| | | |
|----|-----------------|---------|
| 13 | v. Georgia Tech | 1977-78 |
| 15 | v. Louisville | 1980-81 |

Fewest Assists

| | | |
|---|-----------------------|---------|
| 1 | v. Xavier | 1968-69 |
| 2 | v. multiple opponents | |

Fewest Steals

| | | |
|---|-----------------------|--|
| 0 | v. multiple opponents | |
|---|-----------------------|--|

Fewest Blocked Shots

| | | |
|---|-----------------------|--|
| 0 | v. multiple opponents | |
|---|-----------------------|--|

Fewest Turnovers

| | | |
|---|-------------------------|-----------------|
| 3 | v. Ohio State | 1960-61 |
| | v. Louisville | 1984-85 |
| | v. Boston University | 2001-02 |
| | v. Villanova | 2011-12 |
| | v. Memphis | 2013-14 |
| | v. Texas Southern | 2016-17 |
| | v. Memphis | 2017-18 |
| 4 | v. Virginia Tech | 1982-83 |
| | v. Charlotte | 2000-01 |
| | v. Middle Tennessee | 2003-04 |
| | v. Georgetown | 2005-06 |
| | at Houston | 2018-19 |
| | v. Detroit Mercy | 12/21/22 |
| | at South Florida | 1/18/23 |

Fewest Personal Fouls

| | | |
|----------|---------------------|----------------|
| 5 | v. Chaminade | 11/7/22 |
| | v. Southern Miss | 1985-86 |
| | v. VCU | 2014-15 |

7 v. multiple opponents

Fewest Records begin with 1946-47



Leonard Stokes scored 31 points while Cincinnati set a school record, making 42 free throws in a 101-80 win over Louisville on Feb. 21, 2003.

SINGLE-GAME INDIVIDUAL RECORDS

Minutes Played

| | | |
|----|---------------------------|---------|
| 73 | Bobby Austin v. Bradley | 1981-82 |
| 64 | Dwight Jones v. Bradley | 1981-82 |
| 63 | Junior Johnson v. Bradley | 1981-82 |
| | Mike Williams v. Bradley | 1981-82 |
| 60 | David Kennedy v. Memphis | 1980-81 |
| 56 | Troy Caupain v. UConn | 2015-16 |

Points

| | | |
|----|-----------------------------|---------|
| 62 | O. Robertson v. North Texas | 1959-60 |
| 56 | O. v. Seton Hall | 1957-58 |
| | O. Robertson v. Arkansas | 1957-58 |
| 50 | O. Robertson v. St. Louis | 1957-58 |
| | O. Robertson v. Wich. State | 1957-58 |
| | O. Robertson v. Iowa | 1959-60 |

Field Goals Made

| | | |
|----|------------------------------|---------|
| 23 | O. Robertson v. N. Texas St. | 1959-60 |
| 22 | O. Robertson v. Seton Hall | 1957-58 |
| 21 | O. Robertson v. Arkansas | 1957-58 |
| 19 | Larry Imburgia v. Cedarville | 1950-51 |
| | O. Robertson v. Kansas | 1959-60 |

Field Goals Attempted

| | | |
|----|-------------------------------|---------|
| 34 | O. Robertson v. Arkansas | 1957-58 |
| 34 | O. Robertson v. Miami (Ohio) | 1958-59 |
| 33 | Jack Twyman v. WKU | 1954-55 |
| | O. Robertson v. Iowa | 1959-60 |
| 32 | Jack Twyman v. Ball State | 1954-55 |
| | O. Robertson v. Seton Hall | 1957-58 |
| | O. Robertson v. Bradley | 1959-60 |
| | O. Robertson v. Wichita State | 1959-60 |
| | LaZelle Durden v. Wyoming | 1994-95 |

Field Goal Percentage (min. 10 made)

| | | |
|------|-----------------------------------|---------|
| .933 | Danny Fortson v. E. Mich. (14-15) | 1996-97 |
| .923 | George Wilson v. Ohio (12-13) | 1962-63 |
| .917 | Kenyon Martin v. UNLV (11-12) | 1998-99 |
| .909 | Erik Martin v. SEMO (10-11) | 1992-93 |
| | Eric Hicks v. DePaul (10-11) | 2004-05 |

3-Point Field Goals Made

| | | |
|----------|--------------------------------------|-----------------|
| 10 | Melvin Levett v. E. Kentucky | 1997-98 |
| 9 | Landers Nolley II vs. Arizona | 11/21/22 |
| | LaZelle Durden v. Memphis | 1993-94 |
| | Deonta Vaughn v. Wofford | 2006-07 |
| | Deonta Vaughn v. C. Carolina | 2007-08 |
| 8 | Nick Van Exel v. Temple | 1992-93 |
| | LaZelle Durden v. Temple | 1993-94 |
| | LaZelle Durden v. Austin Peay | 1993-94 |
| | LaZelle Durden v. Chgo State | 1993-94 |
| | LaZelle Durden v. Saint Louis | 1993-94 |
| | LaZelle Durden v. Dayton | 1993-94 |
| | Melvin Levett v. Oakland | 1998-99 |
| | Steve Logan v. Oakland | 1998-99 |
| | Field Williams v. Coppin State | 2003-04 |
| | Tony Bobbitt v. USF | 2003-04 |
| | Deonta Vaughn v. UConn | 2007-08 |
| | Sean Kilpatrick v. N.C. A&T | 2012-13 |

3-Point Field Goals Attempted

| | | |
|----|-------------------------------|---------|
| 20 | LaZelle Durden v. Wyoming | 1994-95 |
| 17 | LaZelle Durden v. Temple | 1993-94 |
| | LaZelle Durden v. Dayton | 1993-94 |
| | Deonta Vaughn v. Wofford | 2006-07 |
| 16 | Darnell Burton v. Miss. State | 1995-96 |
| | Melvin Levett v. Oakland | 1998-99 |
| | Deonta Vaughn v. USF | 2006-07 |

3-Point Field Goal Percentage (min. 5 made)

| | | |
|-------|---------------------------------------|---------|
| 1.000 | Field Williams v. Louisville (5-5) | 2001-02 |
| 1.000 | Marcus Sikes v. G'town (5-5) | 2006-07 |
| 1.000 | Sean Kilpatrick v. Wright State (5-5) | 2010-11 |
| 1.000 | Justin Jenifer v. SMU (5-5) | 2018-19 |
| .833 | Darnell Burton v. Xavier (5-6) | 1995-96 |
| .800 | Field Williams v. Cop. State (8-10) | 2003-04 |

Free Throws Made

| | | |
|----|---------------------------------|---------|
| 22 | O. Robertson v. North Texas St. | 1958-59 |
|----|---------------------------------|---------|

| | | |
|----|---------------------------------|---------|
| 20 | O. Robertson v. Wichita St. | 1957-58 |
| 19 | Deonta Vaughn v. Notre Dame | 2008-09 |
| | O. Robertson v. St. Bonaventure | 1959-60 |
| 18 | O. Robertson v. Drake | 1959-60 |
| | Bobby Brannen v. Minnesota | 1997-98 |

Free Throws Attempted

| | | |
|----|---------------------------------|---------|
| 25 | O. Robertson v. North Texas St. | 1958-59 |
| | O. Robertson v. St. Bonaventure | 1959-60 |
| 22 | Deonta Vaughn v. N.Dame | 2008-09 |
| | O. Robertson v. Miami (Ohio) | 1957-58 |
| | Jarron Cumberland v. Temple | 2019-20 |
| 21 | O. Robertson v. Wichita St. | 1957-58 |
| | Chris McNeal v. BGSU | 2019-20 |
| 20 | O. Robertson v. New York | 1958-59 |
| | O. Robertson v. Drake | 1959-60 |
| | Bobby Brannen v. Minnesota | 1997-98 |
| | Jason Maxiell v. Valparaiso | 2003-04 |

Free Throw Percentage (min. 10 made)

| | |
|--|----------------|
| Sean Kilpatrick v. IA State (16-16) | 2012-13 |
| O. Robertson v. Xavier (14-14) | 1957-58 |
| Bobby Brannen v. So. Miss. (14-14) | 1997-98 |
| O. Robertson v. Seton Hall (12-12) | 1957-58 |
| Steve Logan v. IA State (12-12) | 1999-00 |
| David Delulius v. Houston (12-12) | 2021-22 |
| Steve Logan v. USF (11-11) | 2000-01 |
| Sean Kilpatrick v. L'ville (11-11) | 2013-14 |
| Junior Johnson v. Xavier (10-10) | 1982-83 |
| Bobby Brannen v. Morehead St. (10-10) | 1997-98 |
| Steve Logan v. W. Forest (10-10) | 2001-02 |
| Eric Hicks v. Louisville (10-10) | 2005-06 |
| Yancy Gates v. G'town (10-10) | 2010-11 |

Rebounds

| | | |
|----|---------------------------------|---------|
| 33 | Connie Dierking v. Loyola (La.) | 1956-57 |
| 31 | Connie Dierking v. North Texas | 1957-58 |
| 30 | Jack Twyman v. Miami (Ohio) | 1954-55 |
| | Connie Dierking v. GW | 1955-56 |

Assists

| | | |
|----|------------------------------|----------------|
| 16 | Steve Logan v. Coppin State | 2001-02 |
| 15 | Eddie Lee v. Seton Hall | 1978-79 |
| 13 | O. Robertson v. K-State | 1958-59 |
| 12 | O. Robertson v. Pacific | 1958-59 |
| | O. Robertson v. DePaul | 1959-60 |
| | Dean Foster v. Wichita State | 1965-66 |
| | Eddie Lee v. West Virginia | 1978-79 |
| | Eddie Lee v. Florida State | 1978-79 |
| | Eddie Lee v. North Carolina | 1979-80 |
| | Elcardo Givens v. S. Florida | 1987-88 |
| | David Delulius v. SMU | 2020-21 |
| | David Delulius v. ECU | 1/11/23 |

Steals

| | | |
|---|------------------------------------|---------|
| 8 | Dick Dallmer v. Xavier | 1948-49 |
| | Tony Bobbitt v. Coppin State | 2003-04 |
| 7 | Michael Horton v. Louisville | 1997-98 |
| | Cashmere Wright v. Villanova | 2011-12 |
| 6 | Brian Williams v. Kent State | 1976-77 |
| | Brian Williams v. St. Joe's (Ind.) | 1976-77 |
| | Eddie Lee v. Rutgers | 1976-77 |
| | Bobby Austin v. Tulane | 1978-79 |
| | Kenneth Henry v. ECU | 1985-86 |
| | Ronnie Ellison v. NKU | 1987-88 |
| | Ronnie Ellison v. VA Tech | 1987-88 |
| | Allen Jackson v. Saint Louis | 1991-92 |
| | Terry Nelson v. GA Southern | 1992-93 |
| | Erik Martin v. Xavier | 1992-93 |
| | Charles Williams v. Howard | 1996-97 |
| | Kenyon Martin v. Nicholls State | 1998-99 |
| | Deonta Vaughn v. NC State | 2006-07 |
| | Cashmere Wright v. Villanova | 2011-12 |
| | Sean Kilpatrick v. Ark.-Pine Bluff | 2011-12 |

Blocked Shots

| | | |
|----|--------------------------|---------|
| 10 | Rick Roberson v. Bradley | 1966-67 |
| | Jim Ard v. Miami (Ohio) | 1968-69 |
| | Kenyon Martin v. DePaul | 1997-98 |
| | Kenyon Martin v. Memphis | 1999-00 |
| | Eric Hicks v. Marquette | 2005-06 |
| 8 | George Wilson v. Dayton | 1963-64 |

| | | |
|--|-----------------------------|----------------|
| | Kenyon Martin v. Louisville | 1997-98 |
| | Eric Hicks v. Xavier | 2003-04 |
| | Jason Maxiell v. Houston | 2004-05 |
| | Viktor Lakhin v. SMU | 1/14/23 |

Turnovers

| | | |
|----|------------------------------|---------|
| 11 | Dean Foster v. Wichita State | 1965-66 |
| 10 | Derrek Dickey v. Louisville | 1971-72 |
| | Dwight Jones v. Augustana | 1979-80 |

TRIPLE DOUBLES

| | |
|--|---------------|
| Oscar Robertson v. Pacific (39 points, 23 rebounds, 10 assists) | Dec. 17, 1958 |
| Oscar Robertson v. Miami (Ohio) (43 points, 21 rebounds, 10 assists) | Feb. 17, 1959 |
| Oscar Robertson v. Wichita State (34 points, 14 rebounds, 11 assists) | Feb. 21, 1959 |
| Oscar Robertson v. Kansas State (24 points, 17 rebounds, 13 assists) | Mar. 14, 1959 |
| Oscar Robertson v. Louisville (39 points, 17 rebounds, 10 assists) | Mar. 21, 1959 |
| Oscar Robertson v. Indiana State (45 points, 23 rebounds, 10 assists) | Dec. 1, 1959 |
| Oscar Robertson v. Bradley (42 points, 22 rebounds, 10 assists) | Dec. 22, 1959 |
| Oscar Robertson v. N. Texas State (16 points, 11 rebounds, 11 assists) | Feb. 8, 1960 |
| Oscar Robertson v. California (18 points, 10 rebounds, 10 assists) | Mar. 18, 1960 |
| Oscar Robertson v. New York (32 points, 14 rebounds, 11 assists) | Mar. 19, 1960 |
| Rick Roberson v. Bradley (16 points, 10 rebounds, 10 blocks) | Jan. 17, 1967 |
| Kenyon Martin v. DePaul (24 points, 23 rebounds, 10 blocks) | Feb. 21, 1997 |
| Kenyon Martin v. Memphis (28 points, 13 rebounds, 10 blocks) | Jan. 19, 2000 |
| Kenny Satterfield v. Tulane (12 points, 11 rebounds, 10 assists) | Jan. 29, 2001 |
| Eric Hicks v. Marquette (22 points, 12 rebounds, 10 blocks) | Jan. 7, 2006 |

Triple Double Leaders

| | |
|-------------------|----|
| Oscar Robertson | 10 |
| Kenyon Martin | 2 |
| Eric Hicks | 1 |
| Rick Roberson | 1 |
| Kenny Satterfield | 1 |



2023-24 Cincinnati Men's Basketball
Team Game-by-Game
All games

Page 1/1
as of Mar 06, 2024

| | | | | Total | | 3-Pointers | | Free throws | | Rebounds | | | | | | | | | | | |
|------------------|------------|-------|-----|----------|------|------------|------|-------------|-------|----------|-----|------|------|-----|-----|-----|-----|-----|------|------|--|
| Opponent | Date | Score | | FG-FGA | PCT | 3FG-3FGA | PCT | FT-FTA | PCT | OFF | DEF | TOT | AVG | PF | A | TO | BLK | STL | PTS | AVG | |
| UIC | 11/06/2023 | 69-58 | W | 28-67 | .418 | 5-25 | .200 | 8-13 | .615 | 10 | 29 | 39 | 39.0 | 9 | 12 | 9 | 2 | 11 | 69 | 69.0 | |
| Detroit Mercy | 11/10/2023 | 93-61 | W | 35-71 | .493 | 16-34 | .471 | 7-15 | .467 | 19 | 33 | 52 | 45.5 | 13 | 23 | 13 | 2 | 5 | 93 | 81.0 | |
| Eastern Wash. | 11/12/2023 | 85-73 | W | 28-60 | .467 | 8-21 | .381 | 21-31 | .677 | 7 | 29 | 36 | 42.3 | 19 | 14 | 7 | 2 | 6 | 85 | 82.3 | |
| Northern Ky. | 11/19/2023 | 90-66 | W | 35-70 | .500 | 10-27 | .370 | 10-13 | .769 | 18 | 27 | 45 | 43.0 | 10 | 21 | 8 | 4 | 6 | 90 | 84.3 | |
| Georgia Tech | 11/22/2023 | 89-54 | W | 29-62 | .468 | 14-35 | .400 | 17-24 | .708 | 8 | 26 | 34 | 41.2 | 15 | 17 | 6 | 4 | 7 | 89 | 85.2 | |
| at Howard | 11/28/2023 | 86-81 | Wot | 33-69 | .478 | 3-19 | .158 | 17-21 | .810 | 18 | 23 | 41 | 41.2 | 14 | 16 | 10 | 4 | 7 | 86 | 85.3 | |
| FGCU | 12/03/2023 | 99-62 | W | 39-69 | .565 | 11-19 | .579 | 10-13 | .769 | 16 | 30 | 46 | 41.9 | 11 | 23 | 10 | 4 | 8 | 99 | 87.3 | |
| at Xavier | 12/09/2023 | 79-84 | L | 32-74 | .432 | 5-23 | .217 | 10-16 | .625 | 16 | 29 | 45 | 42.3 | 21 | 15 | 11 | 7 | 4 | 79 | 86.3 | |
| Bryant | 12/12/2023 | 85-53 | W | 25-62 | .403 | 6-17 | .353 | 29-37 | .784 | 15 | 42 | 57 | 43.9 | 17 | 15 | 15 | 10 | 5 | 85 | 86.1 | |
| vs Dayton | 12/16/2023 | 68-82 | L | 27-73 | .370 | 6-25 | .240 | 8-16 | .500 | 20 | 21 | 41 | 43.6 | 19 | 11 | 7 | 3 | 3 | 68 | 84.3 | |
| Merrimack | 12/19/2023 | 65-49 | W | 24-55 | .436 | 5-12 | .417 | 12-19 | .632 | 15 | 30 | 45 | 43.7 | 7 | 16 | 18 | 5 | 8 | 65 | 82.5 | |
| Stetson | 12/22/2023 | 83-75 | W | 32-62 | .516 | 7-22 | .318 | 12-17 | .706 | 16 | 24 | 40 | 43.4 | 19 | 19 | 9 | 3 | 2 | 83 | 82.6 | |
| Evansville | 12/29/2023 | 76-58 | W | 27-69 | .391 | 12-29 | .414 | 10-15 | .667 | 18 | 31 | 49 | 43.8 | 12 | 22 | 12 | 8 | 7 | 76 | 82.1 | |
| at BYU | 01/06/2024 | 71-60 | W | 23-54 | .426 | 6-15 | .400 | 19-24 | .792 | 10 | 35 | 45 | 43.9 | 14 | 13 | 19 | 2 | 8 | 71 | 81.3 | |
| Texas | 01/09/2024 | 73-74 | L | 29-61 | .475 | 7-17 | .412 | 8-15 | .533 | 11 | 23 | 34 | 43.3 | 10 | 17 | 15 | 5 | 6 | 73 | 80.7 | |
| at Baylor | 01/13/2024 | 59-62 | L | 24-61 | .393 | 4-21 | .190 | 7-12 | .583 | 12 | 20 | 32 | 42.6 | 16 | 11 | 10 | 1 | 7 | 59 | 79.4 | |
| TCU | 01/16/2024 | 81-77 | Wot | 32-61 | .525 | 6-16 | .375 | 11-21 | .524 | 9 | 26 | 35 | 42.1 | 15 | 17 | 15 | 6 | 8 | 81 | 79.5 | |
| Oklahoma | 01/20/2024 | 65-69 | L | 22-57 | .386 | 7-26 | .269 | 14-22 | .636 | 12 | 22 | 34 | 41.7 | 15 | 15 | 8 | 7 | 6 | 65 | 78.7 | |
| at Kansas | 01/22/2024 | 69-74 | L | 24-61 | .393 | 3-18 | .167 | 18-23 | .783 | 16 | 24 | 40 | 41.6 | 23 | 7 | 16 | 2 | 6 | 69 | 78.2 | |
| UCF | 01/27/2024 | 68-57 | W | 24-52 | .462 | 3-14 | .214 | 17-25 | .680 | 14 | 25 | 39 | 41.5 | 12 | 15 | 12 | 3 | 3 | 68 | 77.7 | |
| at West Virginia | 01/31/2024 | 65-69 | L | 25-66 | .379 | 9-32 | .281 | 6-8 | .750 | 18 | 24 | 42 | 41.5 | 18 | 12 | 13 | 5 | 8 | 65 | 77.0 | |
| at Texas Tech | 02/03/2024 | 75-72 | W | 29-65 | .446 | 7-20 | .350 | 10-10 | 1.000 | 17 | 22 | 39 | 41.4 | 18 | 13 | 13 | 8 | 7 | 75 | 77.0 | |
| Houston | 02/10/2024 | 62-67 | L | 19-51 | .373 | 6-20 | .300 | 18-25 | .720 | 9 | 25 | 34 | 41.0 | 13 | 8 | 8 | 3 | 2 | 62 | 76.3 | |
| Iowa St. | 02/13/2024 | 59-68 | L | 19-50 | .380 | 9-23 | .391 | 12-17 | .706 | 15 | 23 | 38 | 40.9 | 14 | 11 | 25 | 5 | 6 | 59 | 75.6 | |
| at UCF | 02/17/2024 | 76-74 | W | 28-67 | .418 | 7-26 | .269 | 13-21 | .619 | 18 | 27 | 45 | 41.1 | 15 | 11 | 11 | 3 | 6 | 76 | 75.6 | |
| Oklahoma St. | 02/21/2024 | 76-80 | L | 30-60 | .500 | 5-17 | .294 | 11-16 | .688 | 13 | 19 | 32 | 40.7 | 14 | 11 | 14 | 6 | 11 | 76 | 75.6 | |
| at TCU | 02/24/2024 | 57-75 | L | 22-53 | .415 | 5-14 | .357 | 8-14 | .571 | 8 | 24 | 32 | 40.4 | 12 | 13 | 17 | 6 | 7 | 57 | 74.9 | |
| at Houston | 02/27/2024 | 59-67 | L | 21-53 | .396 | 5-19 | .263 | 12-15 | .800 | 15 | 27 | 42 | 40.5 | 23 | 14 | 19 | 4 | 4 | 59 | 74.4 | |
| Kansas St. | 03/02/2024 | 74-72 | W | 31-66 | .470 | 8-21 | .381 | 4-8 | .500 | 10 | 17 | 27 | 40.0 | 19 | 17 | 6 | 5 | 11 | 74 | 74.3 | |
| at Oklahoma | 03/05/2024 | 71-74 | Lot | 28-71 | .394 | 6-29 | .207 | 9-11 | .818 | 13 | 22 | 35 | 39.8 | 22 | 8 | 12 | 5 | 11 | 71 | 74.2 | |
| Total | | 2227 | | 824-1872 | .440 | 211-656 | .322 | 368-537 | .685 | 416 | 779 | 1195 | 39.8 | 459 | 437 | 368 | 134 | 196 | 2227 | 74.2 | |
| Opponents | | 2047 | | 728-1736 | .419 | 198-592 | .334 | 393-521 | .754 | 265 | 688 | 953 | 31.8 | 487 | 382 | 361 | 110 | 206 | 2047 | 68.2 | |

Cincinnati Averages

| Games Played | Points/game | FG Pct | 3FG Pct | FT Pct | Rebounds/game | Assists/game | Turnovers/game | Assist/Turnover ratio | Steals/game | Blocks/game |
|--------------|-------------|--------|---------|--------|---------------|--------------|----------------|-----------------------|-------------|-------------|
| 30 | 74.2 | 44.0 | 32.2 | 68.5 | 39.8 | 14.6 | 12.3 | 1.2 | 6.5 | 4.5 |



2023-24 Cincinnati Men's Basketball Opponents Game-by-Game All games

Page 1/1
as of Mar 06, 2024

| Opponent | Date | Score | | Total | | 3-Pointers | | Free throws | | Rebounds | | | | | | | | | | |
|------------------|------------|-------|-----|----------|------|------------|------|-------------|------|----------|-----|------|------|-----|-----|-----|-----|-----|------|------|
| | | | | FG-FGA | PCT | 3FG-3FGA | PCT | FT-FTA | PCT | OFF | DEF | TOT | AVG | PF | A | TO | BLK | STL | PTS | AVG |
| UIC | 11/06/2023 | 69-58 | W | 26-60 | .433 | 2-16 | .125 | 4-7 | .571 | 6 | 30 | 36 | 36.0 | 14 | 7 | 15 | 7 | 4 | 58 | 58.0 |
| Detroit Mercy | 11/10/2023 | 93-61 | W | 21-56 | .375 | 9-23 | .391 | 10-17 | .588 | 5 | 21 | 26 | 31.0 | 18 | 10 | 15 | 3 | 8 | 61 | 59.5 |
| Eastern Wash. | 11/12/2023 | 85-73 | W | 26-58 | .448 | 5-23 | .217 | 16-23 | .696 | 3 | 29 | 32 | 31.3 | 24 | 16 | 10 | 2 | 4 | 73 | 64.0 |
| Northern Ky. | 11/19/2023 | 90-66 | W | 26-64 | .406 | 4-20 | .200 | 10-13 | .769 | 11 | 19 | 30 | 31.0 | 13 | 10 | 8 | 1 | 4 | 66 | 64.5 |
| Georgia Tech | 11/22/2023 | 89-54 | W | 17-49 | .347 | 5-17 | .294 | 15-19 | .789 | 7 | 25 | 32 | 31.2 | 16 | 8 | 19 | 10 | 4 | 54 | 62.4 |
| at Howard | 11/28/2023 | 86-81 | Wot | 30-60 | .500 | 9-21 | .429 | 12-14 | .857 | 8 | 20 | 28 | 30.7 | 20 | 15 | 12 | 2 | 5 | 81 | 65.5 |
| FGCU | 12/03/2023 | 99-62 | W | 28-68 | .412 | 5-17 | .294 | 1-3 | .333 | 9 | 14 | 23 | 29.6 | 10 | 14 | 9 | 4 | 6 | 62 | 65.0 |
| at Xavier | 12/09/2023 | 79-84 | L | 27-65 | .415 | 8-17 | .471 | 22-26 | .846 | 11 | 30 | 41 | 31.0 | 19 | 20 | 8 | 3 | 7 | 84 | 67.4 |
| Bryant | 12/12/2023 | 85-53 | W | 21-66 | .318 | 7-27 | .259 | 4-9 | .444 | 5 | 28 | 33 | 31.2 | 22 | 12 | 12 | 7 | 8 | 53 | 65.8 |
| vs Dayton | 12/16/2023 | 68-82 | L | 23-49 | .469 | 8-21 | .381 | 28-30 | .933 | 6 | 28 | 34 | 31.5 | 13 | 9 | 6 | 7 | 3 | 82 | 67.4 |
| Merrimack | 12/19/2023 | 65-49 | W | 18-53 | .340 | 9-27 | .333 | 4-6 | .667 | 6 | 19 | 25 | 30.9 | 15 | 8 | 19 | 3 | 8 | 49 | 65.7 |
| Stetson | 12/22/2023 | 83-75 | W | 21-53 | .396 | 9-25 | .360 | 24-29 | .828 | 8 | 16 | 24 | 30.3 | 18 | 12 | 6 | 2 | 5 | 75 | 66.5 |
| Evansville | 12/29/2023 | 76-58 | W | 24-58 | .414 | 3-12 | .250 | 7-13 | .538 | 5 | 24 | 29 | 30.2 | 13 | 12 | 11 | 7 | 7 | 58 | 65.8 |
| at BYU | 01/06/2024 | 71-60 | W | 21-64 | .328 | 13-46 | .283 | 5-10 | .500 | 11 | 25 | 36 | 30.6 | 19 | 16 | 18 | 3 | 10 | 60 | 65.4 |
| Texas | 01/09/2024 | 73-74 | L | 29-57 | .509 | 7-20 | .350 | 9-10 | .900 | 5 | 23 | 28 | 30.5 | 19 | 15 | 11 | 3 | 8 | 74 | 66.0 |
| at Baylor | 01/13/2024 | 59-62 | L | 22-48 | .458 | 5-20 | .250 | 13-18 | .722 | 7 | 25 | 32 | 30.6 | 14 | 13 | 12 | 2 | 4 | 62 | 65.8 |
| TCU | 01/16/2024 | 81-77 | Wot | 30-72 | .417 | 11-25 | .440 | 6-12 | .500 | 18 | 23 | 41 | 31.2 | 19 | 20 | 19 | 2 | 10 | 77 | 66.4 |
| Oklahoma | 01/20/2024 | 65-69 | L | 24-58 | .414 | 5-16 | .313 | 16-18 | .889 | 13 | 28 | 41 | 31.7 | 20 | 8 | 10 | 4 | 4 | 69 | 66.6 |
| at Kansas | 01/22/2024 | 69-74 | L | 24-52 | .462 | 6-14 | .429 | 20-28 | .714 | 6 | 23 | 29 | 31.6 | 17 | 17 | 11 | 1 | 12 | 74 | 66.9 |
| UCF | 01/27/2024 | 68-57 | W | 21-58 | .362 | 8-18 | .444 | 7-9 | .778 | 12 | 17 | 29 | 31.5 | 18 | 10 | 14 | 4 | 8 | 57 | 66.5 |
| at West Virginia | 01/31/2024 | 65-69 | L | 24-51 | .471 | 5-11 | .455 | 16-28 | .571 | 9 | 24 | 33 | 31.5 | 11 | 15 | 11 | 7 | 4 | 69 | 66.6 |
| at Texas Tech | 02/03/2024 | 75-72 | W | 24-59 | .407 | 5-15 | .333 | 19-24 | .792 | 16 | 19 | 35 | 31.7 | 14 | 10 | 11 | 0 | 8 | 72 | 66.8 |
| Houston | 02/10/2024 | 62-67 | L | 27-69 | .391 | 3-16 | .188 | 10-14 | .714 | 17 | 24 | 41 | 32.1 | 20 | 9 | 5 | 4 | 5 | 67 | 66.8 |
| Iowa St. | 02/13/2024 | 59-68 | L | 28-59 | .475 | 5-18 | .278 | 7-8 | .875 | 8 | 16 | 24 | 31.8 | 15 | 12 | 11 | 1 | 12 | 68 | 66.9 |
| at UCF | 02/17/2024 | 76-74 | W | 28-59 | .475 | 4-12 | .333 | 14-18 | .778 | 8 | 25 | 33 | 31.8 | 17 | 14 | 9 | 5 | 8 | 74 | 67.2 |
| Oklahoma St. | 02/21/2024 | 76-80 | L | 30-54 | .556 | 7-17 | .412 | 13-14 | .929 | 6 | 20 | 26 | 31.6 | 14 | 20 | 13 | 1 | 7 | 80 | 67.7 |
| at TCU | 02/24/2024 | 57-75 | L | 26-58 | .448 | 9-22 | .409 | 14-15 | .933 | 8 | 25 | 33 | 31.6 | 10 | 18 | 12 | 4 | 11 | 75 | 67.9 |
| at Houston | 02/27/2024 | 59-67 | L | 21-54 | .389 | 7-20 | .350 | 18-27 | .667 | 11 | 19 | 30 | 31.6 | 16 | 13 | 10 | 3 | 15 | 67 | 67.9 |
| Kansas St. | 03/02/2024 | 74-72 | W | 21-50 | .420 | 9-21 | .429 | 21-25 | .840 | 12 | 25 | 37 | 31.8 | 13 | 11 | 19 | 4 | 3 | 72 | 68.0 |
| at Oklahoma | 03/05/2024 | 71-74 | Lot | 20-55 | .364 | 6-15 | .400 | 28-34 | .824 | 8 | 24 | 32 | 31.8 | 16 | 8 | 15 | 4 | 4 | 74 | 68.2 |
| Total | | 2047 | | 728-1736 | .419 | 198-592 | .334 | 393-521 | .754 | 265 | 688 | 953 | 31.8 | 487 | 382 | 361 | 110 | 206 | 2047 | 68.2 |
| Cincinnati | | 2227 | | 824-1872 | .440 | 211-656 | .322 | 368-537 | .685 | 416 | 779 | 1195 | 39.8 | 459 | 437 | 368 | 134 | 196 | 2227 | 74.2 |

Opponents Averages

| Games Played | Points/game | FG Pct | 3FG Pct | FT Pct | Rebounds/game | Assists/game | Turnovers/game | Assist/Turnover ratio | Steals/game | Blocks/game |
|--------------|-------------|--------|---------|--------|---------------|--------------|----------------|-----------------------|-------------|-------------|
| 30 | 68.2 | 41.9 | 33.4 | 75.4 | 31.8 | 12.7 | 12.0 | 1.1 | 6.9 | 3.7 |



2023-24 Cincinnati Men's Basketball Combined Team Statistics All games

Page 1/1
as of Mar 06, 2024

Game Records

| Record | Overall | Home | Away | Neutral |
|----------------|---------|------|------|---------|
| ALL GAMES | 17-13 | 13-5 | 4-7 | 0-1 |
| CONFERENCE | 6-11 | 3-5 | 3-6 | 0-0 |
| NON-CONFERENCE | 11-2 | 10-0 | 1-1 | 0-1 |

Score by Periods

| Team | 1st | 2nd | OT | TOT |
|------------|------|------|----|------|
| Cincinnati | 1005 | 1192 | 30 | 2227 |
| Opponents | 938 | 1085 | 24 | 2047 |

Team Box Score

| No. | Player | | | | Total | | 3-Point | | F-Throw | | Rebounds | | | | | | | | | | | |
|-----------|--------------------|-------|--------|------|----------|------|----------|------|---------|------|----------|-----|------|------|-----|----|-----|-----|-----|-----|------|------|
| | | GP-GS | MIN | AVG | FG-FGA | FG% | 3FG-3FGA | 3FG% | FT-FTA | FT% | OFF | DEF | TOT | AVG | PF | DQ | A | TO | BLK | STL | PTS | AVG |
| 0 | SKILLINGS JR., Dan | 29-9 | 771:19 | 26.6 | 128-314 | .408 | 33-114 | .289 | 58-88 | .659 | 72 | 115 | 187 | 6.4 | 53 | 1 | 42 | 42 | 20 | 24 | 347 | 12.0 |
| 1 | THOMAS, Day Day | 30-30 | 773:35 | 25.8 | 115-295 | .390 | 23-96 | .240 | 56-70 | .800 | 13 | 53 | 66 | 2.2 | 60 | 3 | 95 | 59 | 6 | 51 | 309 | 10.3 |
| 41 | LUKOSIUS, Simas | 28-20 | 809:04 | 28.9 | 96-248 | .387 | 58-161 | .360 | 33-40 | .825 | 15 | 72 | 87 | 3.1 | 31 | 0 | 80 | 58 | 4 | 12 | 283 | 10.1 |
| 30 | LAKHIN, Viktor | 27-24 | 619:55 | 23.0 | 108-217 | .498 | 14-54 | .259 | 34-61 | .557 | 69 | 103 | 172 | 6.4 | 49 | 1 | 46 | 36 | 23 | 16 | 264 | 9.8 |
| 15 | NEWMAN III, John | 30-30 | 867:11 | 28.9 | 106-213 | .498 | 25-71 | .352 | 49-67 | .731 | 47 | 104 | 151 | 5.0 | 69 | 0 | 49 | 41 | 7 | 39 | 286 | 9.5 |
| 2 | JAMES, Jizzle | 30-0 | 527:40 | 17.6 | 91-218 | .417 | 19-55 | .345 | 33-44 | .750 | 18 | 32 | 50 | 1.7 | 32 | 0 | 63 | 38 | 7 | 14 | 234 | 7.8 |
| 55 | BANDAOGO, Aziz | 22-19 | 530:52 | 24.1 | 56-88 | .636 | 1-2 | .500 | 44-75 | .587 | 52 | 116 | 168 | 7.6 | 54 | 4 | 11 | 24 | 36 | 16 | 157 | 7.1 |
| 5 | FREDRICK, CJ | 15-10 | 309:09 | 20.6 | 30-72 | .417 | 23-54 | .426 | 8-11 | .727 | 4 | 11 | 15 | 1.0 | 18 | 0 | 23 | 5 | 1 | 3 | 91 | 6.1 |
| 13 | REYNOLDS, Jamille | 21-1 | 291:55 | 13.9 | 44-90 | .489 | 1-5 | .200 | 32-47 | .681 | 30 | 57 | 87 | 4.1 | 38 | 0 | 7 | 22 | 12 | 2 | 121 | 5.8 |
| 33 | OGUAMA, Ody | 24-7 | 227:47 | 9.5 | 26-49 | .531 | 1-2 | .500 | 10-19 | .526 | 21 | 37 | 58 | 2.4 | 27 | 0 | 5 | 7 | 14 | 6 | 63 | 2.6 |
| 11 | ANTHONY, C.J. | 7-0 | 24:28 | 3.5 | 4-13 | .308 | 2-8 | .250 | 5-6 | .833 | 3 | 4 | 7 | 1.0 | 1 | 0 | 2 | 2 | 0 | 1 | 15 | 2.1 |
| 10 | REED, Josh | 28-0 | 300:39 | 10.7 | 20-51 | .392 | 11-33 | .333 | 6-9 | .667 | 17 | 39 | 56 | 2.0 | 26 | 0 | 14 | 14 | 4 | 12 | 57 | 2.0 |
| 44 | TOLENTINO, Sage | 3-0 | 08:44 | 2.9 | 0-2 | .000 | 0-1 | .000 | 0-0 | .000 | 0 | 1 | 1 | 0.3 | 1 | 0 | 0 | 0 | 0 | 0 | 0 | 0.0 |
| 14 | LONG, Landen | 3-0 | 06:07 | 2.0 | 0-1 | .000 | 0-0 | .000 | 0-0 | .000 | 0 | 0 | 0 | 0.0 | 0 | 0 | 0 | 0 | 0 | 0 | 0 | 0.0 |
| 21 | KIRKWOOD, Chase | 4-0 | 06:36 | 1.6 | 0-1 | .000 | 0-0 | .000 | 0-0 | .000 | 0 | 0 | 0 | 0.0 | 0 | 0 | 0 | 1 | 0 | 0 | 0 | 0.0 |
| Team | | | | | | | | | | | 55 | 35 | 90 | | | | | 19 | | | | |
| Total | | 30 | 6075 | | 824-1872 | .440 | 211-656 | .322 | 368-537 | .685 | 416 | 779 | 1195 | 39.8 | 459 | 9 | 437 | 368 | 134 | 196 | 2227 | 74.2 |
| Opponents | | 30 | 6075 | | 728-1736 | .419 | 198-592 | .334 | 393-521 | .754 | 265 | 688 | 953 | 31.8 | 487 | 13 | 382 | 361 | 110 | 206 | 2047 | 68.2 |

Team Statistics

| | UC | OPP |
|------------------------|----------|----------|
| Scoring | 2227 | 2047 |
| Points per game | 74.2 | 68.2 |
| Scoring margin | +6.0 | - |
| Field goals-att | 824-1872 | 728-1736 |
| Field goal pct | .440 | .419 |
| 3 point fg-att | 211-656 | 198-592 |
| 3-point FG pct | .322 | .334 |
| 3-pt FG made per game | 7.0 | 6.6 |
| Free throws-att | 368-537 | 393-521 |
| Free throw pct | .685 | .754 |
| F-Throws made per game | 12.3 | 13.1 |
| Rebounds | 1195 | 953 |
| Rebounds per game | 39.8 | 31.8 |
| Rebounding margin | +8.1 | - |
| Assists | 437 | 382 |
| Assists per game | 14.6 | 12.7 |
| Turnovers | 368 | 361 |
| Turnovers per game | 12.3 | 12.0 |
| Turnover margin | -0.2 | - |
| Assist/turnover ratio | 1.2 | 1.1 |
| Steals | 196 | 206 |
| Steals per game | 6.5 | 6.9 |
| Blocks | 134 | 110 |
| Blocks per game | 4.5 | 3.7 |
| Winning streak | 0 | - |
| Home win streak | 1 | - |
| Attendance | 181754 | 106364 |
| Home games-Avg/Game | 18-10097 | 11-9669 |
| Neutral site-Avg/Game | - | 1-12547 |

Team Results

| Date | Opponent | | Score | Att. |
|------------|------------------|-----|-------|-------|
| 11/06/2023 | UIC | W | 69-58 | 9936 |
| 11/10/2023 | Detroit Mercy | W | 93-61 | 4267 |
| 11/12/2023 | Eastern Wash. | W | 85-73 | 3063 |
| 11/19/2023 | Northern Ky. | W | 90-66 | 10018 |
| 11/22/2023 | Georgia Tech | W | 89-54 | 11756 |
| 11/28/2023 | at Howard | Wot | 86-81 | 1324 |
| 12/03/2023 | FGCU | W | 99-62 | 9812 |
| 12/09/2023 | at Xavier | L | 79-84 | 10724 |
| 12/12/2023 | Bryant | W | 85-53 | 9303 |
| 12/16/2023 | vs Dayton | L | 68-82 | 12547 |
| 12/19/2023 | Merrimack | W | 65-49 | 9477 |
| 12/22/2023 | Stetson | W | 83-75 | 9762 |
| 12/29/2023 | Evansville | W | 76-58 | 10977 |
| 01/06/2024 | at BYU | W | 71-60 | 16879 |
| 01/09/2024 | Texas | L | 73-74 | 11014 |
| 01/13/2024 | at Baylor | L | 59-62 | 7500 |
| 01/16/2024 | TCU | Wot | 81-77 | 10314 |
| 01/20/2024 | Oklahoma | L | 65-69 | 12406 |
| 01/22/2024 | at Kansas | L | 69-74 | 16300 |
| 01/27/2024 | UCF | W | 68-57 | 12112 |
| 01/31/2024 | at West Virginia | L | 65-69 | 10349 |
| 02/03/2024 | at Texas Tech | W | 75-72 | 15098 |
| 02/10/2024 | Houston | L | 62-67 | 12715 |
| 02/13/2024 | Iowa St. | L | 59-68 | 11819 |
| 02/17/2024 | at UCF | W | 76-74 | 8624 |
| 02/21/2024 | Oklahoma St. | L | 76-80 | 11029 |
| 02/24/2024 | at TCU | L | 57-75 | 6090 |
| 02/27/2024 | at Houston | L | 59-67 | 7352 |
| 03/02/2024 | Kansas St. | W | 74-72 | 11974 |
| 03/05/2024 | at Oklahoma | Lot | 71-74 | 6124 |



2023-24 Cincinnati Men's Basketball Combined Team Statistics In Conference games

Page 1/1
as of Mar 06, 2024

Game Records

| Record | Overall | Home | Away | Neutral |
|----------------|---------|------|------|---------|
| ALL GAMES | 6-11 | 3-5 | 3-6 | 0-0 |
| CONFERENCE | 6-11 | 3-5 | 3-6 | 0-0 |
| NON-CONFERENCE | 0-0 | 0-0 | 0-0 | 0-0 |

Score by Periods

| Team | 1st | 2nd | OT | TOT |
|------------|-----|-----|----|------|
| Cincinnati | 516 | 626 | 18 | 1160 |
| Opponents | 546 | 628 | 17 | 1191 |

Team Box Score

| No. | Player | | | | Total | | 3-Point | | F-Throw | | Rebounds | | | | | | | | | | | | | |
|-----------|--------------------|-------|--------|------|----------|------|----------|------|---------|-------|----------|-----|-----|------|-----|----|-----|-----|-----|-----|------|------|--|--|
| | | GP-GS | MIN | AVG | FG-FGA | FG% | 3FG-3FGA | 3FG% | FT-FTA | FT% | OFF | DEF | TOT | AVG | PF | DQ | A | TO | BLK | STL | PTS | AVG | | |
| 0 | SKILLINGS JR., Dan | 16-9 | 463:34 | 29.0 | 75-186 | .403 | 21-72 | .292 | 30-48 | .625 | 39 | 62 | 101 | 6.3 | 34 | 1 | 23 | 26 | 12 | 18 | 201 | 12.6 | | |
| 41 | LUKOSIUS, Simas | 17-17 | 541:38 | 31.9 | 59-162 | .364 | 36-108 | .333 | 28-32 | .875 | 10 | 45 | 55 | 3.2 | 22 | 0 | 44 | 41 | 3 | 10 | 182 | 10.7 | | |
| 15 | NEWMAN III, John | 17-17 | 516:31 | 30.4 | 62-125 | .496 | 15-42 | .357 | 26-37 | .703 | 28 | 57 | 85 | 5.0 | 42 | 0 | 24 | 25 | 3 | 21 | 165 | 9.7 | | |
| 1 | THOMAS, Day Day | 17-17 | 465:28 | 27.4 | 61-170 | .359 | 10-50 | .200 | 29-35 | .829 | 9 | 25 | 34 | 2.0 | 35 | 2 | 55 | 38 | 2 | 27 | 161 | 9.5 | | |
| 2 | JAMES, Jizzle | 17-0 | 293:15 | 17.2 | 51-123 | .415 | 10-29 | .345 | 11-16 | .688 | 9 | 14 | 23 | 1.4 | 19 | 0 | 31 | 23 | 2 | 7 | 123 | 7.2 | | |
| 55 | BANDAOGO, Aziz | 16-14 | 387:02 | 24.2 | 37-60 | .617 | 1-2 | .500 | 27-47 | .574 | 37 | 77 | 114 | 7.1 | 42 | 4 | 6 | 19 | 26 | 13 | 102 | 6.4 | | |
| 30 | LAKHIN, Viktor | 14-11 | 283:58 | 20.3 | 34-79 | .430 | 4-21 | .190 | 15-28 | .536 | 24 | 37 | 61 | 4.4 | 24 | 1 | 16 | 18 | 10 | 8 | 87 | 6.2 | | |
| 13 | REYNOLDS, Jamille | 17-0 | 232:14 | 13.7 | 33-63 | .524 | 0-3 | .000 | 26-38 | .684 | 21 | 43 | 64 | 3.8 | 33 | 0 | 5 | 16 | 11 | 1 | 92 | 5.4 | | |
| 5 | FREDRICK, CJ | 4-0 | 41:14 | 10.3 | 3-7 | .429 | 1-4 | .250 | 1-1 | 1.000 | 0 | 1 | 1 | 0.3 | 2 | 0 | 4 | 1 | 0 | 0 | 8 | 2.0 | | |
| 10 | REED, Josh | 17-0 | 189:50 | 11.2 | 10-26 | .385 | 5-17 | .294 | 4-5 | .800 | 8 | 19 | 27 | 1.6 | 17 | 0 | 5 | 10 | 3 | 11 | 29 | 1.7 | | |
| 33 | OGUAMA, Ody | 11-0 | 32:43 | 3.0 | 5-8 | .625 | 0-0 | .000 | 0-0 | .000 | 5 | 6 | 11 | 1.0 | 3 | 0 | 0 | 1 | 4 | 1 | 10 | 0.9 | | |
| 11 | ANTHONY, C.J. | 2-0 | 01:38 | 0.8 | 0-0 | .000 | 0-0 | .000 | 0-0 | .000 | 0 | 0 | 0 | 0.0 | 0 | 0 | 0 | 1 | 0 | 0 | 0 | 0.0 | | |
| 21 | KIRKWOOD, Chase | 1-0 | 00:28 | 0.5 | 0-0 | .000 | 0-0 | .000 | 0-0 | .000 | 0 | 0 | 0 | 0.0 | 0 | 0 | 0 | 0 | 0 | 0 | 0 | 0.0 | | |
| 44 | TOLENTINO, Sage | 1-0 | 00:28 | 0.5 | 0-0 | .000 | 0-0 | .000 | 0-0 | .000 | 0 | 0 | 0 | 0.0 | 0 | 0 | 0 | 0 | 0 | 0 | 0 | 0.0 | | |
| Team | | | | | | | | | | | 30 | 19 | 49 | | | | | 14 | | | | | | |
| Total | | 17 | 3450 | | 430-1009 | .426 | 103-348 | .296 | 197-287 | .686 | 220 | 405 | 625 | 36.8 | 273 | 8 | 213 | 233 | 76 | 117 | 1160 | 68.2 | | |
| Opponents | | 17 | 3450 | | 420-977 | .430 | 115-326 | .353 | 236-312 | .756 | 175 | 385 | 560 | 32.9 | 272 | 5 | 229 | 211 | 52 | 133 | 1191 | 70.1 | | |

Team Statistics

| | UC | OPP |
|------------------------|-----------------|----------------|
| Scoring | 1160 | 1191 |
| Points per game | 68.2 | 70.1 |
| Scoring margin | -1.8 | - |
| Field goals-att | 430-1009 | 420-977 |
| Field goal pct | .426 | .430 |
| 3 point fg-att | 103-348 | 115-326 |
| 3-point FG pct | .296 | .353 |
| 3-pt FG made per game | 6.1 | 6.8 |
| Free throws-att | 197-287 | 236-312 |
| Free throw pct | .686 | .756 |
| F-Throws made per game | 11.6 | 13.9 |
| Rebounds | 625 | 560 |
| Rebounds per game | 36.8 | 32.9 |
| Rebounding margin | +3.8 | - |
| Assists | 213 | 229 |
| Assists per game | 12.5 | 13.5 |
| Turnovers | 233 | 211 |
| Turnovers per game | 13.7 | 12.4 |
| Turnover margin | -1.3 | - |
| Assist/turnover ratio | 0.9 | 1.1 |
| Steals | 117 | 133 |
| Steals per game | 6.9 | 7.8 |
| Blocks | 76 | 52 |
| Blocks per game | 4.5 | 3.1 |
| Winning streak | 0 | - |
| Home win streak | 1 | - |
| Attendance | 93383 | 94316 |
| Home games-Avg/Game | 8-11673 | 9-10480 |
| Neutral site-Avg/Game | - | 0-0 |

Team Results

| Date | Opponent | | Score | Att. |
|------------|------------------|-----|-------|-------|
| 01/06/2024 | at BYU | W | 71-60 | 16879 |
| 01/09/2024 | Texas | L | 73-74 | 11014 |
| 01/13/2024 | at Baylor | L | 59-62 | 7500 |
| 01/16/2024 | TCU | Wot | 81-77 | 10314 |
| 01/20/2024 | Oklahoma | L | 65-69 | 12406 |
| 01/22/2024 | at Kansas | L | 69-74 | 16300 |
| 01/27/2024 | UCF | W | 68-57 | 12112 |
| 01/31/2024 | at West Virginia | L | 65-69 | 10349 |
| 02/03/2024 | at Texas Tech | W | 75-72 | 15098 |
| 02/10/2024 | Houston | L | 62-67 | 12715 |
| 02/13/2024 | Iowa St. | L | 59-68 | 11819 |
| 02/17/2024 | at UCF | W | 76-74 | 8624 |
| 02/21/2024 | Oklahoma St. | L | 76-80 | 11029 |
| 02/24/2024 | at TCU | L | 57-75 | 6090 |
| 02/27/2024 | at Houston | L | 59-67 | 7352 |
| 03/02/2024 | Kansas St. | W | 74-72 | 11974 |
| 03/05/2024 | at Oklahoma | Lot | 71-74 | 6124 |