

# CINCINNATI BASKETBALL

## GAME 16

SATURDAY, JANUARY 6  
REYNOLDS CENTER - TULSA, OK  
3 P.M. EST

UC SPORTS COMMUNICATIONS: RICHARD E. LINDNER CENTER // 2751 O'VARSITY WAY SUITE 860 CINCINNATI, OHIO 45221-0021 // GOBEARCATS.COM

### SCHEDULE/RESULTS

November

2 FINDLAY (EXH)%  
10 at ETSU  
13 SLIPPERY ROCK%  
15 SOUTHEASTERN LOUISIANA^  
18 MIAMI (OH)^  
21 PITTSBURGH^  
25 EASTERN KENTUCKY^  
27 ST. FRANCIS (PA.)%  
30 SOUTHEAST MISSOURI^

W, 77-35  
L, 77-87  
W, 85-52  
W, 82-43  
W, 73-62  
L, 46-66  
W, 64-53  
L, 73-77  
W, 65-52

**CINCINNATI BEARCATS**

LOCATION: ..... Cincinnati, Ohio  
2017-18 RECORD: ..... 9-6  
AAC RECORD: ..... 1-1  
LAST GAME: ..... L, 46-69 vs. No. 22 USF  
HEAD COACH: ..... Jamelle Elliott  
CAREER RECORD: ..... 103-155 (9th Year)  
RECORD AT UC: ..... Same

**TULSA GOLDEN HURRICANE**

LOCATION: ..... Tulsa, Okla.  
2017-18 RECORD: ..... 7-8  
AAC RECORD: ..... 1-1  
LAST GAME: ..... L, 63-72 vs. Tulane  
HEAD COACH: ..... Matilda Mossman  
CAREER RECORD: ..... 236-203 (15th Year)  
RECORD AT TULSA: ..... 89-110 (7th Year)

December

3 at Old Dominion  
10 at Xavier  
14 HOWARD^  
17 #13 OHIO STATE^  
21 BOWLING GREEN^  
30 at ECU\*

W, 54-33  
L, 50-53  
W, 87-53  
L, 76-87  
W, 75-51  
W, 66-54



ON THE CALL: Matt Noonan

### STREAKS, STORYLINES & SIDEBARS

» **THE GAME:** AMERICAN ATHLETIC CONFERENCE PLAY WILL CONTINUE FOR UNIVERSITY OF CINCINNATI WOMEN'S BASKETBALL ON SATURDAY, JAN. 6 WHEN THEY TRAVEL TO TULSA, OKLAHOMA TO FACE THE TULSA GOLDEN HURRICANE AT 3 P.M. EST INSIDE THE REYNOLDS CENTER

» **THE SERIES:** SATURDAY'S MATCHUP WILL BE THE SIXTH ALL-TIME MEETING BETWEEN THE TWO TEAMS WITH TULSA HOLDING A 4-1 SERIES ADVANTAGE. UC'S ONLY WIN CAME IN ITS LAST VISIT TO TULSA ON JAN. 23, 2016 WHEN ANA OWENS TOTALED 13 POINTS, 11 REBOUNDS, AND FIVE ASSISTS AS THE RED & BLACK EDGED THE HURRICANE, 55-53. IN THE LAST MEETING, THE BEARCATS WERE DEFEATED, 78-61, ON FEB. 27, 2017 IN THE REGULAR SEASON FINALE IN CINCINNATI. JOHNSON POSTED 17 POINTS IN THE LOSS.

» **LAST TIME OUT:** UC DROPPED A 69-46 DECISION TO THE 22ND-RANKED USF BULLS ON WEDNESDAY NIGHT AT SAINT URSULA ACADEMY GYMNASIUM & CONVOCATION CENTER IN ITS FIRST HOME AMERICAN ATHLETIC CONFERENCE GAME OF THE SEASON.

» THE BEARCATS SCORED THE OPENING FOUR POINT OF THE GAME, BUT THEN SAW THE BULLS GO ON A 10-0 RUN. AFTER BEING EDGED 14-9 IN THE FIRST QUARTER, THE RED & BLACK FELL BEHIND BY AS MANY AS 15 POINTS LATE IN THE SECOND QUARTER AND FACED A 29-18 DEFICIT AT HALFTIME. UC BATTLED BACK IN THE THIRD QUARTER, WHITTILING ITS DEFICIT DOWN TO JUST SEVEN POINTS, 34-27, WITH 6:26 LEFT IN THE PERIOD. USF RESPONDED WITH A 14-7 RUN TO END THE THIRD TO ASSUME CONTROL OF THE GAME. THE BEARCATS WERE THEN OUTSCORED 21-12 IN THE FINAL PERIOD, RESULTING IN A 69-46 SETBACK.

» SOPHOMORE FORWARD ANGEL RIZOR LED UC WITH 13 POINTS, WHILE FRESHMAN FORWARD POSTED 12. JOHNSON GRABBED A TEAM-BEST EIGHT REBOUNDS, WHILE OWENS DISHED OUT A TEAM-HIGH FOUR ASSISTS.

» THE BEARCATS HELD THE BULLS 11 POINTS UNDER THEIR SEASON SCORING AVERAGE AND LIMITED THE AMERICAN'S LEADING SCORER, KITIJA LAKSA, TO JUST 12 POINTS - 10 POINTS UNDER HER SEASON AVERAGE. IN ADDITION, UC'S BENCH OUTSCORED USF'S RESERVES, 16-4. THE RED & BLACK ALSO TURNED 14 OFFENSIVE REBOUNDS INTO 14 SECOND-CHANCE POINTS, AND SCORED 26 POINTS IN THE PAINT.

January

3 #22 USF^^  
6 at Tulsa\*  
10 at Houston\*  
13 TEMPLE^^  
21 MEMPHIS^^  
24 at SMU\*  
27 ECU\*^  
30 UCF^^

L, 46-69  
3 PM  
8 PM  
1 PM  
2 PM  
8 PM  
2 PM  
7 PM

February

4 at UConn\*  
7 at Wichita State\*  
10 TULANE^^  
17 TULSA^^  
21 at Temple\*  
24 at USF\*  
26 HOUSTON^^

1 PM  
8 PM  
2 PM  
2 PM  
Noon  
5 PM  
7 PM

March

3-6 AMERICAN CHAMPIONSHIP

TBA

\* CONFERENCE GAME | # EXHIBITION | ^ SAINT URSULA | % CINCINNATI STATE  
**BOLD CAPS - HOME**

### SPORTS COMMUNICATION OFFICE

Richard E. Lindner Center, Suite 860  
2751 O'Varsity Way  
Cincinnati, OH 45221-0021  
**PHONE:** 513.556.5191  
**FAX:** 513.556.0619  
**WEBSITE:** www.GoBEARCATS.com

Drew Weber, Assistant Director // WBB Contact  
**OFFICE:** 513.556.5145 // Cell: 513.969.0301  
**EMAIL:** drew.weber@uc.edu



### CINCINNATI ROSTER

#### PROBABLE STARTERS

NO.	NAME	POS.	HT.	CL.	HOMETOWN/HIGH SCHOOL/LAST COLLEGE	2017-18 AVG.
3	ANA OWENS	G	5-6	SR	INDIANAPOLIS, IND./LAWRENCE NORTH	10.1 PPG, 3.1 RPG
4	ANGEL RIZOR	F	6-1	SO	ZEBULON, N.C./EAST WAKE	8.9 PPG, 5.5 RPG
11	SAM RODGERS	G	5-11	SO	CINCINNATI, OHIO/LAKOTA EAST	4.6 PPG, 1.9 RPG
20	MAYA BENHAM	F	5-10	JR	DOUGLASVILLE, GA./OSBORNE	1.5 PPG, 0.6 RPG
21	SHANICE JOHNSON	F	6-0	SR	PHILADELPHIA, PA./CARDINAL O'HARA/MONROE CC	10.2 PPG, 6.5 RPG

#### RESERVES

NO.	NAME	POS.	HT.	CL.	HOMETOWN/HIGH SCHOOL/LAST COLLEGE	2017-18 AVG.
5	GENESIS PARKER	G	5-9	SO	BRISTOW, VA./STONEWALL JACKSON/VIRGINIA TECH	1.3 PPG, 0.0 RPG
10	MICHAELA PORTER	G	5-10	FR	PITTSBURGH, PA./OBAMA ACADEMY	2.0 PPG, 3.1 RPG
12	ANTOINETTE MILLER	G	5-6	SO	DETROIT, MICH./SOUTHFIELD-LATHRUP	4.0 PPG, 2.4 RPG
13	BRIANNA LIVINGSTON	G	5-10	FR	SCARBOROUGH, ONTARIO/WILFRED LAURIER	1.3 PPG, 1.4 RPG
22	IIMAR'I THOMAS	F	5-11	FR	OAKLAND, CALIF./SACRED HEART CATHEDRAL PREP	11.9 PPG, 6.1 RPG
25	CHELSEA WARREN	F	5-11	JR	RED OAK, TEXAS/RED OAK	0.9 PPG, 1.4 RPG
35	I'LIYAH GREEN	C	6-2	R-FR	LOUISVILLE, KY./MALE	0.6 PPG, 0.4 RPG
40	ANDEIJA PUCKETT	C	6-3	FR	GRIFFIN, GA./GRIFFIN	2.5 PPG, 0.7 RPG
*2	NIKIRA GOINGS	G	5-8	JR	MARIETTA, GA./OSBORNE	13.1 PPG, 3.9 RPG

\*SIDELINED DUE TO INJURY

GAME 16 - TULSA

CINCINNATI WOMEN'S BASKETBALL

## 2017-18 NUMERICAL ROSTER

NO.	NAME	POS.	HT.	CL./ELIG.	HOMETOWN/HIGH SCHOOL/LAST SCHOOL
2	Nikira Goings	G	5-8	JR	Marietta, Ga./Osborne
3	Ana Owens	G	5-6	SR	Indianapolis, Ind./Lawrence North
4	Angel Rizor	F	6-1	SO	Zebulon, N.C./East Wake
5	Genesis Parker	G	5-8	SO	Bristow, Va./Stonewall Jackson/Virginia Tech
10	Michaela Porter	G	5-10	FR	Pittsburgh, Pa./Obama Academy of International Studies
11	Sam Rodgers	G	5-11	SO	Cincinnati, Ohio/Lakota East
12	Antoinette Miller	G	5-6	SO	Detroit, Mich./Southfield-Lathrup
13	Brianna Livingston	G	5-10	FR	Scarborough, Ontario/Wilfred Laurier
20	Maya Benham	F	5-10	JR	Douglasville, Ga./Osborne
21	Shanice Johnson	F	6-0	SR	Philadelphia, Pa./Cardinal O'Hara/Monroe CC
22	Ilmar'I Thomas	F	5-11	FR	Oakland, Calif./Sacred Heart Cathedral Prep
25	Chelsea Warren	F	5-11	JR	Red Oak, Texas/Red Oak
35	I'Liyah Green	C	6-2	R-FR	Louisville, Ky./Male
40	Andeija Puckett	C	6-3	FR	Griffin, Ga./Griffin

## 2017-18 ALPHABETICAL ROSTER

NO.	NAME	POS.	HT.	CL./ELIG.	HOMETOWN/HIGH SCHOOL/LAST SCHOOL
20	Maya Benham	F	5-10	JR	Douglasville, Ga./Osborne
2	Nikira Goings	G	5-8	JR	Marietta, Ga./Osborne
35	I'Liyah Green	C	6-2	R-FR	Louisville, Ky./Male
21	Shanice Johnson	F	6-0	SR	Philadelphia, Pa./Cardinal O'Hara/Monroe CC
13	Brianna Livingston	G	5-10	FR	Scarborough, Ontario/Wilfred Laurier
12	Antoinette Miller	G	5-6	SO	Detroit, Mich./Southfield-Lathrup
3	Ana Owens	G	5-6	SR	Indianapolis, Ind./Lawrence North
5	Genesis Parker	G	5-8	SO	Bristow, Va./Stonewall Jackson/Virginia Tech
10	Michaela Porter	G	5-10	FR	Pittsburgh, Pa./Obama Academy of International Studies
40	Andeija Puckett	C	6-3	FR	Griffin, Ga./Griffin
4	Angel Rizor	F	6-1	SO	Zebulon, N.C./East Wake
11	Sam Rodgers	G	5-11	SO	Cincinnati, Ohio/Lakota East
22	Ilmar'I Thomas	F	5-11	FR	Oakland, Calif./Sacred Heart Cathedral Prep
25	Chelsea Warren	F	5-11	JR	Red Oak, Texas/Red Oak

## COACHING STAFF

Head Coach.....	Jamelle Elliott (UConn, 1996)
Record at UC.....	103-155 (9 years)
Career Record .....	Same
Assistant Coach.....	Tamisha Augustin (Alabama A&M, 2005)
Year at Cincinnati: .....	First
Assistant Coach: .....	Eddie Benton (Vermont, 1997)
Year at Cincinnati: .....	First
Assistant Coach: .....	Geoff Lanier (Southern Connecticut State, 1992)
Year at Cincinnati: .....	Second
Dir. of Basketball Operations Dana Rieger.....	(Albion College, 1994)
Year at Cincinnati .....	Eighth
Video Coordinator .....	Zach Anderson (Cincinnati, 2014)
Year at Cincinnati .....	Third
Director of Player Development.....	Hannah Gentry (Texas A&M, 2016)
Year at Cincinnati .....	Second

## PRONUNCIATION GUIDE

Maya Benham .....	My-uh
Nikira Goings .....	Nih-keer-uh
I'Liyah Green .....	I-lee-uh
Shanice Johnson .....	Shuh-neece
Ana Owens.....	Ah-nuh
Michaela Porter.....	Mih-kay-luh
Andeija Puckett.....	Ann-day-juh
Angel Rizor .....	Rye-zer
Ilmar'I Thomas .....	Ee-mar-ee
Jamelle Elliott.....	Juh-mell
Tamisha Augustin .....	August-teen
Geoff Lanier .....	Luh-neer

## QUICK FACTS

GENERAL INFORMATION	
Location.....	Cincinnati, OH 45221
Founded.....	1819
Enrollment.....	44,783
Nickname.....	Bearcats
Colors.....	Red and Black
Temporary Arena(s) (Capacity).....	Saint Ursula Gymnasium & Convocation Center (1,000)
.....	Cincinnati State (750)
Affiliation.....	NCAA Division I
Conference.....	American Athletic Conference
President .....	Dr. Neville Pinto
Alma mater.....	Indian Institute of Technology, New Delhi
Director of Athletics.....	Mike Bohn
Alma mater/year .....	Kansas, '83
Faculty Representative.....	Dr. David M. Szymanski
Department of Athletics Phone.....	(513) 556-4603
Athletics Ticket Office Phone.....	(877) CATS-TIX
Athletics Website.....	GoBEARCATS.com
Athletics Twitter Account.....	@GoBears

## HISTORY

First year of basketball.....	1971
All-time record.....	645-634 (.504)
No. Yrs. in NCAA Tournament/Last:.....	4/2003
No. Yrs. in WNIT/Last:.....	7/2012
Last Postseason Opponent:.....	Toledo
Result:.....	L, 72-51

## TEAM INFORMATION

2016-17 Record .....	16-14
Home.....	11-6
Road.....	5-7
Neutral .....	0-1
American Athletic Conference Record.....	7-9 (T-5th)
Starters returning/lost...3/2 (Returning: Johnson, Owens, Warren)	
Letterwinners returning/lost.....	8/3
Newcomers.....	5
Percent of scoring returning.....	78.0 percent (1,491 of 1,911)
Percent of rebounding returning.....	72.5 percent (804 of 1,108)

## SPORTS COMMUNICATION

Asst. Director, Sports Comm./WBB Contact.....	Drew Weber
Office.....	(513) 556-5145
Mobile .....	(513) 969-0301
Email .....	drew.weber@uc.edu
Sports Comm. Staff.....	Ryan Koslen
.....	Andre Foushee
.....	Alex Ryan
.....	Mollie Radzinski
.....	Carl Schmid
Website.....	GoBEARCATS.com

## TEAM STATISTICS

	CIN	OPP	TUL	OPP
<b>Scoring</b>	1019	892	935	942
Points p/g	67.9	59.5	62.3	62.8
Scoring Margin	+8.5	--	--	+0.5
<b>Field Goals - Att.</b>	373-856	327-894	345-927	332-859
Field Goal %	.436	.366	.372	.386
<b>3-Point FG - Att.</b>	85-269	112-369	74-245	77-278
3-Point FG %	.316	.304	.302	.277
<b>Free Throws - Att.</b>	188-269	126-180	171-229	201-310
Free Throw %	.699	.700	.747	.648
<b>Rebounds</b>	586	512	585	604
Rebounds p/g	39.1	34.1	39.0	40.3
<b>Assists</b>	231	198	141	179
<b>Turnovers</b>	242	237	202	219
<b>Steals</b>	110	100	104	96
<b>Blocks</b>	46	57	42	59

<b>Points</b>	Goings	13.1	Dickson	14.6
<b>Points</b>	Thomas	11.9	Wakefield	8.4
<b>Rebounds</b>	Johnson	6.5	Elliott	7.6
<b>Assists</b>	Owens	4.5	2 Players	1.8
<b>Steals</b>	Johnson	2.5	Wakefield	1.4
<b>Blocks</b>	Thomas	0.8	Elliott	0.9

## SERIES HISTORY

## vs. Tulsa

Total: Tulsa leads, 4-1  
At Cincinnati: Tulsa leads, 3-0  
At Tulsa: Series tied, 1-1

Feb. 27, 2017	.....H.....	L, 78-61
Feb. 27, 2016	.....H.....	L, 76-63
Jan. 13, 2016	.....A.....	W, 55-53
Mar. 2, 2015	.....H.....	L, 71-58
Dec. 31, 2014	.....A.....	L, 74-52

## // SCOUTING THE GOLDEN HURRICANE

- » LAST TIME OUT, TULSA (7-8, 1-1 AAC) SUFFERED A 72-63 HOME LOSS TO TULANE ON WEDNESDAY. TULSA SOPHOMORES ALEXIS GAULDEN AND SHUG DICKSON SHARED THE TEAM-LEAD WITH 14 POINTS, WHILE FRESHMAN REBECCA LESCAY TOTALED 13 AND SENIOR ERIKA WAKEFIELD ADDED 12 POINTS.
- » FOR THE SEASON, DICKSON IS AVERAGING A TEAM-BEST 14.6 POINTS PER GAME. KENDRIAN ELLIOTT IS GRABBING A HURRICANE-HIGH 7.6 REBOUNDS A CONTEST. ALEXIS GAULDEN LEADS THE TEAM WITH 1.8 ASSISTS PER GAME. AS A TEAM, TULSA SHOOTS A LEAGUE-BEST 74.7-PERCENT FROM THE FREE-THROW LINE, BUT SHOOTS JUST 37.2 PERCENT FROM THE FIELD. THE HURRICANE GIVE UP 62.8 POINTS PER GAME AND LIMIT OPPONENTS TO 27.7-PERCENT SHOOTING FROM BEYOND THE 3-POINT ARC. TULSA GETS OUTREBOUNDED BY 1.3 BOARDS A CONTEST.
- » IN THE PRESEASON, TULSA WAS PICKED TO FINISH NINTH IN THE 12-TEAM AAC.

## // THOMAS &amp; OWENS HONORED

- » A PAIR OF BEARCATS EARNED AMERICAN ATHLETIC CONFERENCE WEEKLY ACCOLADES ON TUESDAY WITH THOMAS SELECTED AS FRESHMAN OF THE WEEK, WHILE OWENS WAS PICKED FOR THE WEEKLY HONOR ROLL. TUESDAY'S DISTINCTION MARKS THE THIRD TIME THIS SEASON THOMAS HAS BEEN SELECTED AS THE CONFERENCE'S FRESHMAN OF THE WEEK. MEANWHILE, OWENS' HONOR IS HER FIRST WEEKLY LEAGUE NOD THIS SEASON AND THE EIGHTH OF HER CAREER.

## // ELLIOTT REACHES CENTURY MARK

- » THE WIN AT OLD DOMINION ON DEC. 3 MARKED HEAD COACH JAMELLE ELLIOTT'S 100TH CAREER WIN AT UC. NOW IN HER NINTH YEAR IN CLIFTON, ELLIOTT HAS POSTED TWO 16-WIN CAMPAIGNS IN HER BEARCATS CAREER, INCLUDING LAST SEASON. SHE IS THE SECOND ALL-TIME WINNINGEST COACH IN PROGRAM HISTORY, BEHIND ONLY LAURIE PIRTLE WHO TOTALED 310 WINS IN 21 YEARS AT THE HELM.

## // OWENS' CLIMB

- » AFTER BECOMING THE 26TH MEMBER OF UC WOMEN'S BASKETBALL'S 1,000-POINT CLUB LAST SEASON, OWENS CONTINUES HER CLIMB UP THE BEARCATS' ALL-TIME SCORING LIST. OWENS' CURRENT 1,270 CAREER POINTS PLACES HER 12TH. SHE IS ON PACE TO BREAK INTO THE TOP 10 ALL-TIME BEFORE SEASON'S END.

## // PULLING RANK (TEAM)

- » AS A TEAM, UC IS THIRD IN THE CONFERENCE IN SCORING DEFENSE AT 59.5 POINTS PER GAME. THE BEARCATS ARE ALSO THIRD IN THE LEAGUE IN FIELD GOAL PERCENTAGE PER GAME AT 43.6 PERCENT. ADDITIONALLY, THE RED & BLACK ROUND OUT THE TOP THREE IN THE AAC IN DEFENSIVE REBOUNDS WITH 27.7 BOARDS PER GAME.

## // PULLING RANK (INDIVIDUALS)

- » INDIVIDUALLY ON THE YEAR, THOMAS IS SECOND IN THE AMERICAN IN FIELD-GOAL PERCENTAGE PER GAME AT 59.5-PERCENT, WHILE SOPHOMORE GUARD SAM RODGERS' (CINCINNATI, OHIO/LAKOTA EAST) 50-PERCENT 3-POINT FIELD-GOAL GOAL PERCENTAGE IS ALSO SECOND BEST. JOHNSON'S 2.5 STEALS PER CONTEST RANKS FOURTH IN THE LEAGUE, WHILE OWENS' 4.5 ASSISTS A GAME IS ALSO FOURTH IN THE AAC.

## // EXPERIENCE UC

- » THE BEARCATS' 2017-18 CAMPAIGN WILL, AGAIN, BE PART OF THE EXPERIENCE UC INITIATIVE WHICH OFFERS FREE ADMISSION TO HOME GAMES. GROUPS INTERESTED IN ATTENDING CAN CONTACT ASSISTANT DIRECTOR OF MARKETING & BRANDING DEBORAH DIXON AT DIXOND9@UCMAIL.UC.EDU FOR MORE INFORMATION.

## // GOING LIVE

- » ASIDE FROM THE DEC. 17 GAME AGAINST OHIO STATE ON ESPN2 AND THE FEB. 17 GAME VERSUS TULSA ON THE AMERICAN DIGITAL NETWORK, ALL HOME GAMES IN 2017-18 WILL BE STREAMED LIVE ON BEARCATSTV FREE OF CHARGE. THE LINK TO THE LIVE VIDEO STREAM CAN BE FOUND ON THE WOMEN'S BASKETBALL SCHEDULE PAGE. ON THE SAME PAGE, LINKS TO LIVE STATISTICS CAN ALSO BE FOUND. FANS CAN WATCH SATURDAY'S GAME FREE OF CHARGE ON TULSAHURRICANE.COM. A LIVE AUDIO BROADCAST WILL BE AVAILABLE ON BEARCATSTV. LIVE STATS CAN BE ACCESSED ON TULSA.STATBROADCAST.COM.

## THE LAST TIME ...

**UC scored 100 or more points in a game...**  
vs. Charleston Southern, Nov. 25, 2003 (W, 105-60)

**UC played an overtime game...**  
vs. Tulane, Jan. 28, 2017 (L, 74-68)

**UC played a double-overtime game...**  
vs. Houston, Jan. 7, 2015 (W, 76-73)

**UC won a game by 20 or more points...**  
vs. Bowling Green, Dec. 21, 2017 (W, 75-51)

**UC won a game by 30 or more points...**  
vs. Howard, Dec. 14, 2017 (W, 87-53)

**A UC player scored 20 or more points in a game...**  
vs. Bowling Green, Dec. 21, 2017  
Nikira Goings, 24 pts

**Two UC players scored 20 or more points in a game...**  
at Bowling Green, Nov. 15, 2016  
Shanice Johnson, 25 pts, Ana Owens, 20 pts

**Three UC players scored 20 or more points in a game...**  
vs. Houston, Jan. 7, 2017  
Ana Owens - 22 pts, Bianca Quisenberry - 22 pts, Shanice Johnson - 21 pts

**A UC player scored 30 or more points in a game...**  
at Southeast Missouri, Nov. 11, 2016  
Shanice Johnson, 32 pts.

**A UC player recorded a double-double in a game...**  
vs. No. 13 Ohio State, Dec. 17, 2017  
Nikira Goings, 13 pts, 11 rebs

**Two UC players recorded a double-double in a game...**  
vs. Houston, Jan. 7, 2017  
Ana Owens - 22 points, 12 assists; Shanice Johnson - 21 pts, 12 rebs

**Three UC players recorded a double-double in the same game...**  
Jill Stephens (17/12), Tenishia Benson (19/10), Kahla Roudebush (19/11) vs. Central Michigan, Dec. 17, 2007

**A UC player recorded a double-double in consecutive games...**  
Shanice Johnson  
vs. Memphis - 19 pts, 13 rebs (Feb. 18, 2017) | at East Carolina - 14 pts, 14 rebs (Feb. 22, 2017)

**A UC player recorded a triple-double in a game...**  
vs. Marquette, Jan. 25, 1992  
Jane Anne Preston, 13 pts, 10 rebs, 11 ast

**A UC player had 10 or more assists in a game...**  
vs. Houston, Jan. 7, 2017  
Ana Owens, 12

**A UC player had 20 or more rebounds in a game...**  
McNeese State, Nov. 21, 2007  
Jill Stephens, 22

**A UC player had five or more steals in a game...**  
vs. Saint Francis, Nov. 27, 2017  
Shanice Johnson, 6

**A UC player had five or more blocks in a game...**  
at Louisville, Jan. 11, 2014  
Jeanise Randolph, 6

**A UC player had five or more 3-pointers in a game...**  
vs. Bowling Green, Dec. 21, 2017  
Nikira Goings, 6

## 2017-18 UC STATISTICAL RANKINGS

CATEGORY	CONFERENCE	NATIONAL
Scoring Offense	4th   67.9	
Scoring Defense	3rd   59.5	
Scoring Margin	3rd   +8.5	
Free Throw Pct.	5th   .699	
FG Pct.	3rd   .436	41st   .448
FG Pct. Defense	3rd   .366	41st   .359
3-FG Pct.	5th   .316	
3-FG Pct. Defense	8th   .304	
Rebound Margin	5th   +4.9	
Blocked Shots	7th   3.1	
Assists	4th   15.4	70th   15.8
Steals	6th   7.3	
Turnover Margin	8th   -0.33	
Assist/Turnover Ratio	4th   1.0	
Offensive Rebounds	11th   11.3	
Defensive Rebounds	3rd   27.7	
3-FG Made	6th   5.7	

## INDIVIDUAL

## SCORING

Nikira Goings	16th   13.1
Ilmar'I Thomas	19th   11.9
Shanice Johnson	27th   10.2
Ana Owens	28th   10.1

## REBOUNDS

Shanice Johnson	17th   6.5
Ilmar'I Thomas	18th   6.1

## FIELD GOAL PCT.

Ilmar'I Thomas	2nd   .595
Angel Rizer	4th   .585

## ASSISTS

Ana Owens	3rd   4.5
Shanice Johnson	14th   3.1

## FREE THROW %

Ilmar'I Thomas	11th   .709
Shanice Johnson	13th   .702

## STEALS

Shanice Johnson	4th   2.5	72nd   2.6
-----------------	-----------	------------

## 3-PT FIELD GOAL PCT.

Sam Rodgers	2nd	.500	
Nikira Goings	5th	.429	50th .429

## 3-PT FIELD GOAL MADE

Nikira Goings	4th   2.6	83rd   2.6
Ana Owens	15th   1.4	

## ASSIST/TURNOVER RATIO

Ana Owens	8th   1.6
Shanice Johnson	13th   1.3

## 2017-18 AMERICAN STANDINGS

	Overall	Conference
UConn	12-0	2-0
Houston	13-3	2-0
USF	12-3	2-0
UCF	10-5	2-0
Cincinnati	9-6	1-1
Tulane	9-6	1-1
Tulsa	7-8	1-1
Temple	8-5	0-1
ECU	8-7	0-2
SMU	6-9	0-2
Memphis	5-9	0-1
Wichita State	5-11	0-2

## // U-S-A! U-S-A! U-S-A!

- » HEAD COACH JAMELLE ELLIOTT SPENT THE SUMMER AS A COURT COACH WITH USA BASKETBALL WITH THE 2017 WOMEN'S U23 NATIONAL TEAM. ELLIOTT WAS BACK FOR A SECOND-CONSECUTIVE SUMMER WITH USA BASKETBALL AFTER SERVING AS A COURT COACH AND ADVANCE SCOUT DURING THE NATIONAL TEAM'S RUN FOR GOLD AT THE 2016 SUMMER OLYMPIC GAMES IN RIO DE JANEIRO, BRAZIL.

## // ELLIOTT HONORED

- » IN JULY, HEAD COACH JAMELLE ELLIOTT WAS HONORED WITH AN INDUCTION INTO THE JOHN HAYDEN JOHNSON MIDDLE SCHOOL ATHLETICS HALL OF FAME AS WELL AS HAVING THE SCHOOL'S GYMNASIUM AND COURT DEDICATED IN HER NAME. AN ALUMNA OF THE SCHOOL, ELLIOTT'S PRESENCE WILL CONTINUE WITH HER DONATION OF UNIFORMS, SHOES, SOCKS, WARMUPS, AND OTHER BASKETBALL APPAREL TO THE GIRLS AND BOYS BASKETBALL TEAMS.

## // TALENTED DUO

- » ALSO IN JULY, HEAD COACH JAMELLE ELLIOTT ANNOUNCED THE ADDITIONS OF EDDIE BENTON AND TAMISHA AUGUSTIN TO THE BEARCATS COACHING STAFF AS ASSISTANTS.
- » AN ACCOMPLISHED PAIR, BENTON AND AUGUSTIN BRING OVER 25 YEARS OF COLLEGIATE COACHING TENURE TO THE UC PROGRAM INCLUDING NCAA TOURNAMENT EXPERIENCE, ALL-CONFERENCE PLAYER DEVELOPMENT, AND NATIONALLY-RECOGNIZED RECRUITING.
- » EQUIPPED WITH ALMOST TWO DECADES OF COLLEGIATE COACHING EXPERIENCE, BENTON COMES TO THE QUEEN CITY AFTER A BRIEF STINT AT VALPARAISO. PRIOR TO HIS TIME AT VALPO, HE SPENT THREE SEASONS AS ASSISTANT COACH AND RECRUITING COORDINATOR AT DUQUESNE WHERE HE HELPED GUIDE THE DUKES TO A PROGRAM-RECORD 28 VICTORIES IN 2015-16, A SEASON THAT CULMINATED WITH A WIN IN THE SCHOOL'S FIRST NCAA TOURNAMENT APPEARANCE.
- » ARMED WITH COACHING KNOWLEDGE SPANNING FROM THE AAU CIRCUIT TO THE POWER 5 CONFERENCE LEVEL, AUGUSTIN COMES TO CINCINNATI AFTER SPENDING LAST SEASON AT MINNESOTA. IN MINNEAPOLIS, SHE HELPED GROOM ALL-BIG TEN SECOND TEAM HONOREE CARLIE WAGNER AND ALL-BIG TEN HONORABLE MENTION SELECTION KENISHA BELL WHILE HELPING DIRECT THE GOLDEN GOPHERS TO A BIG TEN TOURNAMENT FIRST ROUND WIN OVER PENN STATE.

## // 2018-19 SIGNING CLASS

- » UNIVERSITY OF CINCINNATI HEAD WOMEN'S BASKETBALL COACH JAMELLE ELLIOTT ANNOUNCED WEDNESDAY THE SIGNINGS OF MIKAYLA BRANDON AND ZENZELE APESEMAKA-VITAL TO NATIONAL LETTERS OF INTENT FOR THE 2018-19 SEASON.
- » A TALENTED 6-FOOT-2 FORWARD, BRANDON (BOURBONNAIS, ILL./BRADLEY-BOURBONNAIS) IS A WINNER THROUGH AND THROUGH, POSSESSING THE TRADEMARK BEARCATS TOUGHNESS. VITAL (WALDORF, MO./NATIONAL CHRISTIAN ACADEMY), A 5-FOOT-9 GUARD, FLASHES GREAT ATHLETICISM AND HAS THE ABILITY TO MAKE AN EARLY IMPACT AT UC.
- » TA THREE-TIME ALL-CONFERENCE AND ALL-AREA SELECTION, BRANDON IS APPROACHING BOTH 1,000 POINTS AND 1,000 REBOUNDS DURING HER HIGH SCHOOL CAREER, AS WELL AS MORE THAN 200 BLOCKS. WITH 73 WINS IN THREE YEARS, BRANDON IS ON PACE TO BECOME THE WINNINGEST PLAYER IN BRADLEY-BOURBONNAIS HIGH SCHOOL BASKETBALL HISTORY AFTER LEADING THE BOILERS TO BACK-TO-BACK REGIONAL CHAMPIONSHIPS. THE FORWARD WAS NAMED TO THE HILLCREST ALL-TOURNAMENT TEAM LAST SEASON.
- » PREVIOUSLY ATTENDING BISHOP McNAMARA HIGH SCHOOL, VITAL HAS BEEN A WASHINGTON CATHOLIC ATHLETIC CONFERENCE (WCAC) ALL-CONFERENCE HONORABLE MENTION THROUGHOUT HER HIGH SCHOOL CAREER. SHE WAS AN IMPORTANT CONTRIBUTOR TO THE 2016-17 BISHOP McNAMARA TEAM THAT WENT 16-13 OVERALL, ADVANCING TO THE WCAC QUARTERFINALS. VITAL'S HONORS ALSO INCLUDE SELECTION TO THE BOO WILLIAMS/RONALD CURRY CHRISTMAS CLASSIC ALL-TOURNAMENT TEAM. TALENTED BOTH ON THE COURT AND IN THE CLASSROOM, SHE EARNED MAGNA CUM LAUDE HONOR ROLL DISTINCTION.

## // CONTINUING MOMENTUM

- » WITH THEIR BEST RECORD SINCE 2005-06, THE BEARCATS ARE RIDING THE MOMENTUM OF A SUCCESSFUL 2016-17 CAMPAIGN INTO THIS SEASON. TOUTING A 16-14 OVERALL MARK AND ITS HIGHEST-EVER -- TIE FOR FIFTH PLACE -- FINISH IN THE AMERICAN ATHLETIC CONFERENCE STANDINGS, UC ENTERS 2017-18 WITH ITS TOP TWO SCORERS -- SHANICE JOHNSON: 15.2 PPG, ANA OWENS: 12.1 PPG -- AND REBOUNDERS -- SHANICE JOHNSON: 9.7 RPG, CHELSEA WARREN: 4.4 RPG -- RETURNING.

## BREAKING DOWN 2017-18

CINCINNATI'S RECORD WHEN...	
Overall	9-6
Home	7-4
Road	2-2
Neutral	--
American	1-1
American Home	0-1
American Road	1-0
Overtime games	--
Versus ranked opponents	0-2
Leading at the half	9-1
Trailing at the half	0-5
Tied at the half	--
Outshooting its opponent	8-2
Being outshot by its opponent	1-4
Outrebounding its opponent	8-4
Being outrebounded by its opponent	1-2
Rebounds are equal	--
Games decided by 10 or fewer points	--
Games decided by 5 or fewer points	0-2
Score 50-plus points	1-1
Score 60-plus points	3-0
Score 70-plus points	2-3
Score 80-plus points	3-0
Score 90-plus points	--
Opp. score less than 40 points	1-0
Opp. score less than 50 points	1-0
Opp. score less than 60 points	6-1
Opp. score less than 70 points	1-2
Opp. score less than 80 points	0-1
Opp. score 80-plus points	0-2
Opp. score 90-plus points	--
Commit fewer turnovers than opp.	6-2
Commit more turnovers than opp.	2-4
Turnovers are equal	1-0
On Monday	1-1
On Tuesday	0-1
On Wednesday	1-1
On Thursday	3-0
On Friday	0-1
On Saturday	3-0
On Sunday	1-2
In November	5-3
In December	4-2
In January	0-1
In February	--
In March	--
In White Uniforms	7-3
In Black Uniforms	2-3
After a Win	4-5
After a Loss	5-0



## ASSOCIATED PRESS TOP 25

RK.	SCHOOL (FIRST PLACE)	RECORD	PTS.
1	Connecticut (32)	11-0	800
2	Notre Dame	13-1	750
3	Louisville	16-0	736
4	South Carolina	12-1	680
5	Mississippi State	15-0	677
6	Baylor	12-1	634
7	Tennessee	13-0	619
8	Texas	11-1	600
9	Oregon	13-2	515
10	Ohio State	13-2	485
11	Florida State	13-1	455
12	West Virginia	13-1	453
13	Maryland	13-2	420
14	UCLA	10-3	371
15	Missouri	13-1	362
16	Oregon State	11-2	323
17	Duke	11-3	291
18	Iowa	14-1	228
19	Texas A&M	11-4	172
20	Oklahoma State	11-2	161
21	Villanova	11-1	126
22	Michigan	12-3	105
23	California	10-3	94
24	Stanford	8-6	85
25	Arizona State	11-3	67

Others receiving votes: South Florida 65, Rutgers 47, Green Bay 46, Miami 14, New Mexico 7, Syracuse 3, Georgia Tech 3, NC State 2, Navy 1, Brown 1, Virginia Tech 1, DePaul 1

## ESPN/USA TODAY TOP 25

RK.	SCHOOL (FIRST PLACE)	RECORD	PTS.
1	Connecticut (32)	11-0	800
2	Notre Dame	13-1	745
3	Mississippi State	15-0	725
4	Louisville	16-0	718
5	South Carolina	12-1	676
6	Baylor	12-1	634
7	Tennessee	13-0	596
8	Texas	11-1	586
9	Oregon	13-2	529
10	Ohio State	13-2	494
11	West Virginia	13-1	466
12	Florida State	13-1	463
13	Maryland	13-2	423
14	UCLA	10-3	377
15	Missouri	13-1	353
16	Oregon State	11-2	318
17	Iowa	14-1	255
18	Duke	11-3	254
19	Texas A&M	11-4	157
20	Michigan	12-3	152
21	Villanova	11-1	144
22	South Florida	11-3	131
23	Oklahoma State	11-2	115
24	Green Bay	11-2	59
25	Rutgers	14-2	54

Others receiving votes: DePaul 42, Arizona State 29, Georgia Tech 20, Syracuse 19, California 17, New Mexico 16, Stanford 15, Miami 10, Marquette 3, NC State 3, Virginia 1, South Alabama 1

## // TEMPORARY HOME(S)

» DUE TO THE CURRENT, \$87-MILLION RENOVATION OF FIFTH THIRD ARENA, THE BEARCATS WILL PLAY ALL HOME CONTESTS OFF CAMPUS THIS YEAR. IN THE REGULAR SEASON, UC WILL PLAY TWO GAMES AT CINCINNATI STATE – THE NOV. 13 HOME OPENER AGAINST SLIPPERY ROCK AND THE NOV. 27 MEETING WITH ST. FRANCIS (PA.) – WITH THE REMAINING GAMES PLAYED AT ST. URSULA ACADEMY GYMNASIUM & CONVOCATION CENTER (SUA).

## // AMERICAN PRESEASON

- UC WAS PICKED TO FINISH EIGHTH IN THE 12-TEAM AMERICAN ATHLETIC CONFERENCE PRESEASON COACHES POLL.
- DEFENDING NATIONAL CHAMPION UCONN WAS SELECTED AS THE PRESEASON FAVORITE, EARNING 11 FIRST-PLACE VOTES.

## PRESEASON COACHES POLL

(FIRST-PLACE VOTES IN PARENTHESIS)

TEAM	POINTS	
1.	UCONN (11)*	121
2.	USF (1)	110
3.	TEMPLE	98
4.	UCF	91
5.	SMU	79
6.	TULANE	73
7.	MEMPHIS	53
8.	CINCINNATI	50
9.	TULSA	43
10.	WICHITA STATE	31
11.	HOUSTON	27
12.	ECU	16

## PRESEASON PLAYER OF THE YEAR

NAPHEESA COLLIER, JR., F, UCONN

## PRESEASON ALL-CONFERENCE FIRST TEAM

ALIYAH GREGORY, SR., G, UCF  
 NAPHEESA COLLIER, JR., F, UCONN \*  
 KATIE LOU SAMUELSON, JR., G/F, UCONN  
 GABBY WILLIAMS, SR., F, UCONN \*  
 KITIJA LAKSA, JR., G, USF

## PRESEASON ALL-CONFERENCE SECOND TEAM

KIA NURSE, SR., G, UCONN  
 MARIA JESPERSEN, SR., F, USF  
 ALICIA FROLING, SR., F, SMU  
 ALLIYA BUTTS, SR., G, TEMPLE  
 KOLBY MORGAN, SR., G, TULANE

## 2017-18 DOUBLE-DOUBLES

PLAYER	2017-18	CAREER
Ilmar'I Thomas	2	2
Shanice Johnson	1	14
Angel Rizor	1	1
Nikira Goings	1	1
Ana Owens	--	4

## 2017-18 DOUBLE-DIGIT GAMES

PLAYER	2017-18	CAREER
Shanice Johnson	6	29
Ana Owens	8	67
Nikira Goings	9	15
Ilmar'I Thomas	10	10
Antoinette Miller	1	3
Michaela Porter	1	1
Angel Rizor	4	6
Sam Rodgers	1	4
Maya Benham	--	1
Chelsea Warren	--	4

## 2016-17 20-PLUS POINT GAMES

PLAYER	2017-18	CAREER
Nikira Goings	3	3
Shanice Johnson	--	7
Ana Owens	--	13

## 2017-18 30-PLUS POINT GAMES

PLAYER	2017-18	CAREER
Shanice Johnson	--	1
Ana Owens	--	1

## CINCINNATI POSTSEASON HISTORY

WNIT ALL-TIME RESULTS		
Year	Opponent	Result
1981 (NWIT)	vs. Drake	L, 76-84
	vs. Tennessee Tech	L, 80-81
	vs. Baylor	W, 94-77
1998	at Toledo	L, 62-76
2000	at Pittsburgh	W, 76-70
	Michigan State	L, 83-88
2001	at Ohio State	L, 60-61
2004	at Western Kentucky	L, 78-80 <sup>OT</sup>
2006	at Florida International	L, 75-81
2012	vs. Duquesne	W, 68-63 <sup>OT</sup>
	at Toledo	L, 72-51

## NCAA TOURNAMENT ALL-TIME RESULTS

Year	Opponent	Result
1989	Bowling Green	L, 59-69
1999	Oregon	L, 56-65
2002	St. Peter's	W, 76-63 <sup>OT</sup>
	South Carolina	L, 56-75
2003	Arkansas	L, 53-72

Total Postseason Appearances: 11  
(NCAA - 4, WNIT - 7)

All-Time Postseason Record: 4-11  
 NCAA Record: 1-4  
 WNIT Record: 3-8

## 2017-18 WOMEN'S BASKETBALL ROSTER



**NIKIRA GOINGS**  
JR | MARIETTA, GA




**ANA OWENS**  
SR | INDIANAPOLIS, IN



**ANGEL RIZOR**  
SO | ZEBULON, NC



**GENESIS PARKER**  
SO | BRISTOW, VA



**MICHAELA PORTER**  
FR | PITTSBURGH, PA




**SAM RODGERS**  
SO | CINCINNATI, OH




**ANTOINETTE MILLER**  
SO | DETROIT, MI



**BRIANNA LIVINGSTON**  
FR | SCARBOROUGH, ONTARIO



**MAYA BENHAM**  
JR | DOUGLASVILLE, GA



**SHANICE JOHNSON**  
SR | PHILADELPHIA, PA




**IIMAR'I THOMAS**  
FR | OAKLAND, CA



**CHELSEA WARREN**  
JR | RED OAK, TX



**I'LIYAH GREEN**  
R-FR | LOUISVILLE, KY




**ANDEIJA PUCKETT**  
FR | GRIFFIN, GA



**JAMELLE ELLIOTT**  
HEAD COACH



**GEOFF LANIER**  
ASSISTANT COACH



**EDDIE BENTON**  
ASSISTANT COACH



**TAMISHA AUGUSTIN**  
ASSISTANT COACH



## HEAD COACH JAMELLE ELLIOTT



**Jamelle Elliott**, a former student-athlete and assistant coach at UConn, was named the University of Cincinnati's eighth head women's basketball coach on May 5, 2009. She coached her eighth season at UC in 2016-17.

During her tenure, Elliott has guided the Bearcats during the transition from the BIG EAST Conference to the American Athletic Conference and has produced a number of all-league selections as well as a pair of pair of 1,000-point scorers.

Elliott has also stayed active in the Greater Cincinnati community including recent involvement with the Queen City (OH) Chapter of The Links, Incorporated Girls STEAM Academy (GSA) which is designed to increase girls' interest in STEAM (Science, Technology, Engineering, Arts, and Math) to create a pipeline for African Americans to participate and excel in STEAM careers in the future.

2017 was a special year for for the Washington D.C. native as she was honored with an induction into John Hayden Johnson Middle School's Athletics Hall of Fame as well as having the school's gymnasium and court dedicated in her name as an alumna. She was also back for a second-consecutive summer with USA Basketball after serving as a court coach and advance scout during the Women's National Team's run for gold at the 2016 Summer Olympic Games in Rio de Janeiro, Brazil.

Back in Clifton, the Bearcats exceeded expectations during the 2016-17 season. The Red & Black recorded an eight-win improvement from the season prior with a 16-14 overall record, its best mark since 2005-06. UC also earned its highest-ever finish in the American Athletic Conference standings with a four-way tie for fifth place. In addition, Elliott was instrumental in the growth of junior college transfer Shanice Johnson who was named AAC Newcomer of the Year by the league's head coaches.

Playing against top-10 teams on four occasions throughout the season, UC began 2015-16 strong with a 3-0 record for the first time since 2011. In the Bearcats' fast start to the year, they set a new single-game scoring record under Elliott with 93 points against Saint Francis (Pa.) in the season opener.

In 2014-15, Elliott oversaw the development of American Athletic Conference All-Freshman Team honoree Ana Owens who averaged team bests of 11.7 points and 2.5 assists per game. UC also picked up its second American Athletic Conference Championship Quarterfinal win in as many seasons.

During the 2013-14 campaign, Elliott's team put together an impressive 5-0 record against teams from the state of Ohio, picking up wins over Kent State, Youngstown State, Ohio State, Akron and Xavier. The victory over the Buckeyes was the Bearcats' first since 1988.

The Bearcats recorded eight wins in nonconference play in 2012-13 including starting the season 6-2. Elliott aided in the continued maturation of guard Dayeasha Hollins who was named to the All-BIG EAST Second Team for the second-consecutive season with team-high averages of 15.7 points and 2.8 assists.

UC finished with a 15-15 mark during the 2011-12 season, a

## JAMELLE ELLIOTT

HEAD WOMEN'S BASKETBALL COACH | 9TH SEASON



six-game improvement from the year prior. The Bearcats were selected to the Women's National Invitation Tournament (WNIT), the first postseason berth for UC since the 2005-06 season.

Elliott's second season at the helm of the Bearcats produced a 5-0 start, UC's first since the 2005-06 campaign. Elliott also presided over her first win over a Top 25 program when the Bearcats topped No. 20 Marquette on Senior Night inside Fifth Third Arena. The 2010-11 season saw four freshman get significant minutes and two - Kayla Cook and Jeanise Randolph - earn BIG EAST All-Freshman honors.

In her first season on the Bearcats sideline, the squad improved its BIG EAST record by one win and upset USF in the first round of the BIG EAST Championship. UC was runner-up at the 2009 Great Alaska Shootout and defeated St. John's - a team that spent a significant portion of the season in the Top 25 and earned a spot in the NCAA Tournament. Elliott earned her first career head coaching win in the 2009 season opener, an 85-46 victory over Furman inside Fifth Third Arena.

Elliott immediately put her stamp on the UC program by starting new season ticket sales and marketing initiatives. Season ticket sales increased more than 220% from 2008-09 to 2009-10.

Elliott is very involved in the greater Cincinnati community, speaking at events and lending support to several charity organizations. Elliott aligned herself and the UC program with the National Multiple Sclerosis Society, Marvin Lewis Community Fund, and Dress for Success, among others. In 2011, she was instrumental in the adoption of Buzz Smith, a 10-year-old recovering from multiple spinal surgeries. Elliott deemed him a member of the Bearcat Family who will be granted exclusive access to team practices and pre-game rituals.

Elliott spent the better part of two decades with the UConn women's basketball program and Hall of Fame head coach Geno Auriemma, the last 12 years as an assistant coach. She has been a part of six national championships, including the

Huskies' 2009 undefeated championship run, and won a title as a player, helping UConn to the 1995 championship, the first in the school's history.

Building on her success as a player for the Huskies, Elliott has helped guide UConn to a 402-36 (.918) record in her 12 years as an assistant coach, leading the team to seven NCAA Final Four berths in that span. In conference action, UConn has won the BIG EAST Conference regular season title in 10 of her 12 seasons, while also claiming a total of nine tournament crowns.

She has mentored some of the game's best post players, including all-Americans Swin Cash, Asjha Jones, Tamika Williams, 2009 Final Four Most Outstanding Player Tina Charles, and 2009 National Player of the Year Maya Moore.

Elliott, a four-year letterwinner, helped build the UConn dynasty as a player and finished her career ranked No. 2 among UConn's all-time rebounding leaders (1,054), No. 5 in BIG EAST career rebounding (558), and No. 11 in UConn career scoring (1,387).

Elliott, at the time, became only the second player in UConn history to surpass the 1,000-point and 1,000-rebound milestones. She is among the UConn career leaders for games played with 135, never missing a single game or practice in her four years. UConn posted an overall record of 117-18 (.867) during her career as a player.

During her senior year, Elliott was honored by The UConn Club as its Outstanding Senior Athlete. She was also named the Most Outstanding Player at the Hartford Courant Connecticut Classic and was a member of the 1995 NCAA Midwest Regional All-Tournament Team.

After graduating from Connecticut with a degree in business management in 1996, Elliott went on to earn her graduate degree in sports management at UConn in 1997.

Elliott, a native of Washington, D.C., was named to the Washington Post all-Metro Team as well as being named Scholar-Athlete at H.D. Woodson High School.

## HEAD COACH JAMELLE ELLIOTT

## ELLIOTT YEAR-BY-YEAR

	Overall	Home	Away	Neutral
OVERALL .....	103-155	64-69	29-71	10-15
2017-18 .....	9-6	7-4	2-2	--
2016-17 .....	16-14	11-6	5-7	0-1
2015-16 .....	8-22	5-10	3-9	0-3
2014-15 .....	8-23	5-8	2-12	1-3
2013-14 .....	13-18	6-9	5-7	2-2
2012-13 .....	12-18	9-6	2-10	1-2
2011-12 .....	16-16	8-7	5-8	3-1
2010-11 .....	9-20	6-10	2-8	1-2
2009-10 .....	12-18	7-9	3-8	2-1
CONF. ....	36-99	17-51	19-48	
2017-18 .....	1-1	0-1	1-0	
2016-17 .....	7-9	5-3	2-6	
2015-16 .....	4-14	1-8	3-6	
2014-15 .....	4-14	2-7	2-7	
2013-14 .....	5-13	2-7	3-6	
2012-13 .....	4-12	3-5	1-7	
2011-12 .....	6-10	2-6	4-4	
2010-11 .....	2-14	1-7	1-7	
2009-10 .....	4-12	1-7	3-5	

## HEAD COACHING SUPERLATIVES

First Game .....	11/15/09 vs. Furman
First Win .....	11/15/09 vs. Furman, 85-46
First Road Win .....	1/23/10 at Seton Hall, 64-47
First Conference Win .....	1/10/10 vs. St. John's, 70-60
First Conference Road Win .....	1/23/10 at Seton Hall, 64-47
First Postseason Win .....	3/16/12 vs. Duquesne, 68-63 OT
Most Points Scored .....	93 vs. Saint Francis (Pa.), 11/14/15
Fewest Points Scored .....	31, 2x, last vs. UConn, 1/25/15
Most Points Allowed .....	107 vs. UConn, 12/30/15
Fewest Points Allowed .....	22 vs. South Dakota State, 11/24/11
Largest Margin of Victory .....	39, 2x, last vs. Southeastern La., 11/15/17

## ELLIOTT VS. OPPONENTS

Akron .....	1-1	Marshall .....	1-1
Akron .....	1-1	Memphis .....	3-5
Alabama .....	0-1	Miami (OH) .....	2-2
Alaska Anchorage .....	0-1	Michigan State .....	0-1
Arkansas-Pine Bluff .....	2-0	Mount St. Mary's .....	1-0
Baylor .....	0-1	Morehead State .....	2-0
Belmont .....	1-0	Morgan State .....	1-0
Bowling Green .....	3-1	North Florida .....	1-0
Butler .....	0-1	Northern Kentucky .....	2-3
Charlotte .....	1-0	Notre Dame .....	0-4
Chattanooga .....	1-0	Ohio State .....	1-4
Chicago State .....	1-0	Old Dominion .....	1-0
Clarion .....	1-0	Pittsburgh .....	2-3
College of Charleston .....	1-0	Providence .....	2-2
Connecticut .....	0-3	Robert Morris .....	1-0
Creighton .....	0-1	Rutgers .....	1-7
Dartmouth .....	1-0	Saint Francis (Pa.) .....	1-1
DePaul .....	0-4	San Jose State .....	0-1
Dayton .....	1-1	Seton Hall .....	2-3
Delaware .....	1-0	Slippery Rock .....	1-0
Detroit .....	1-2	SMU .....	2-4
Duquesne .....	1-0	South Dakota State .....	1-0
ECU .....	2-6	Southeast Missouri .....	2-0
Eastern Kentucky .....	3-0	Southeastern Louisiana .....	1-0
Eastern Illinois .....	2-0	Southwest Baptist .....	1-0
ETSU .....	0-1	St. John's .....	1-3
Florida State .....	0-0	Syracuse .....	2-2
Fordham .....	0-1	Temple .....	1-6
Furman .....	1-0	Tennessee-Martin .....	0-2
Georgetown .....	0-4	Tennessee Tech .....	1-0
Georgia .....	0-2	Texas .....	0-1
Hawaii .....	0-1	Tulane .....	0-4
High Point .....	1-0	Tulsa .....	1-4
Hofstra .....	1-0	UCF .....	7-2
Houston .....	6-3	UCLA .....	0-1
Howard .....	2-0	UConn .....	0-10
IPFW .....	1-0	USF .....	2-12
Indiana .....	0-1	Valparaiso .....	2-0
Indiana State .....	0-1	Villanova .....	0-4
Indianapolis .....	0-1	Virginia Tech .....	1-0
Iowa State .....	0-2	West Virginia .....	0-4
Kent State .....	2-0	Western Carolina .....	1-0
Kentucky .....	0-1	Wright State .....	1-1
LIU-Brooklyn .....	1-0	Youngstown State .....	2-0
Longwood .....	1-0	Xavier .....	1-8
Louisville .....	1-7		
Marquette .....	4-3		

## COMMENTS ON COACH ELLIOTT

"This is one of those days where you hope it would come, but you hope it wouldn't come for all the right reasons. This is the right time for Jamelle. She is more than ready to take on this challenge. There isn't and aspect of this job that she isn't prepared for. The kids will love her and the fans will love how hard her kids will work and the style of play. There is a lot of sadness in Storrs, Connecticut, today, but a lot of joy for Jamelle personally for her getting this opportunity. I don't know that I've been around a better coach."

- **Geno Auriemma, UConn head coach**

"I am thrilled for Jamelle and think this is a fantastic hire for Cincinnati. I played with her for three years and we learned from the best in Coach Auriemma. I could see even then that she had the passion and fire that lends itself to being a great head coach. My litmus test, now that I have kids, is would I want my daughter to play for this head coach and when it comes to Jamelle, the answer is a resounding yes."

- **Rebecca Lobo, former teammate and current ESPN women's basketball analyst**

"Cincinnati could not have chosen a better person to head their women's basketball program. Jamelle has six national championships, one as a player and five as a coach. Not many people have that type of resume. She knows how to win and will have a positive impact on the Bearcats players. She is a dear friend and I'm proud that she is about to embark on this new chapter in her life."

- **Tonya Cardoza, Temple head coach**

"Jamelle understands the game and knows what it takes to win at a high level, but more than that, she is a wonderful person who helped me both on and off the court during my time at Connecticut. She helped so many young women develop personally and that is an attribute she will bring to Cincinnati. UC is getting a real winner with the hiring of Jamelle."

- **Swin Cash, member of WNBA's**

**New York Liberty**

"Coach Elliott has a knack of getting you to do things you didn't think you could do. She had a lot of confidence in me and works really hard to bring the confidence out in her players. She takes things personally and has strong relationships with all of her players."

- **Tina Charles, member of WNBA's New York Liberty and 2009 Final Four Most Outstanding Player**





## 2017-18 CINCINNATI BEARCATS



#21

## // CAREER HIGHS

Points	32 at SEMO, 11/11/16
Rebounds	17 at Ohio State, 12/4/16
Assists	8 at Houston, 2/11/17
Steals	7 vs. Miami (OH), 11/18/17
Blocks	4, 2x, last vs. Chicago State, 12/28/16
Field Goals	11 at SEMO, 11/11/16
FG Attempts	20 vs. UConn, 2/7/17
3-Pt. FG	3, 2x, last at Temple, 2/25/17
3-Pt. FG Attempts	6, 3x, last vs. Memphis, 2/18/17
Free Throws	10 at SEMO, 11/11/16
Free Throw Attempts	11 at SEMO, 11/11/16
Minutes	37, 2x, last at Houston, 2/11/17

## // MISCELLANEOUS

	2017-18	CAREER
Double Digit Points	6	29
Double Digit Rebounds	2	15
Double-Doubles	1	14
20-Plus Point Games	--	7
30-Plus Point Games	--	1
Games Led UC in Points	4	17
Games Led UC in Rebounds	5	29
Games Led UC in Assists	3	10

# SHANICE JOHNSON

SENIOR | PHILADELPHIA, PA. | MONROE COMMUNITY COLLEGE

**2017-18 Season // Senior:** Scored 19 points and grabbed eight rebounds in the season opener at ETSU (11/10) ... Stuffed the stat sheet with 10 points, seven steals, six rebounds, and four assists vs. Miami (OH) (11/18) ... Posted 15 points and six assists vs. Eastern Kentucky (11/25) ... Totaled 15 points, six rebounds, six assists, and six steals vs. Saint Francis (11/27) ... Tallied her first double-double of the season with 19 points and 10 rebounds vs. Southeast Missouri (11/30) ... Scored 17 points vs. No. 13 Ohio State (12/17).

**2016-17 Season // Junior:** Recorded a double-double of game-highs of 32 points and 13 rebounds at SEMO in her first game as a Bearcat (11/11) ... scored a game-best 25 points and recorded a team-high eight rebounds at Bowling Green (11/15) ... totaled a double-double of 10 points and 11 rebounds vs. Indiana State (11/19) ... posted double-double of 11 points and 14 rebounds at Miami (OH) (11/22) ... totaled team highs of 22 points and 10 rebounds vs. Howard (11/26) ... recorded a double-double of 10 points and a game and season-high 17 rebounds at No. 10 Ohio State (12/11) ... scored 19 points vs. Xavier (12/11) ... notched double-double of game highs of 19 points and 13 rebounds vs. Georgia ... stuffed stat sheet with 16 points, seven rebounds, six assists, and six steals vs. Eastern Illinois (12/21) ... recorded 21 points, 12 rebounds, five assists, and three steals vs. Houston (1/7) ... scored a game-high 22 points at Memphis (1/14) ... stuffed stat sheet with 17 points, 11 rebounds, six steals, four assists, and three blocks vs. SMU (1/17) ... posted double-double with team highs of 22 points and 13 rebounds vs. East Carolina (1/21) ... notched double-double of 18 points and 14 rebounds vs. Tulane (1/28) ... totaled 20 points and nine rebounds vs. No. 1 UConn (2/7) ... nearly recorded UC's first triple-double in 25 years with 13 points, nine rebounds, and a season-high eight assists at Houston (2/11) ... recorded double-double of 19 points and 13 rebounds vs. Memphis (2/18) ... added another double-double at East Carolina (2/22) ... tallied 15 points at No. 20 Temple (2/25) ... scored 17 points vs. Tulsa (2/27) ... posted double-double of 15 points and 12 rebounds vs. Houston in AAC Championship first round (3/3/17).

**Prior to UC:** In just one season at Monroe Community College in Rochester, New York, the forward racked up an impressive resume including being selected as the NJCAA DII and Region III National Player of the Year as well as First Team All-America honors ... led her team to a perfect regular season and a semifinals appearance in the NJCAA DII Women's Basketball Championship ... ranked 10th in the nation with a 56.6 shooting percentage from the field, leading the Tribunes in scoring with 15.1 points per game on the year ... her peskiness on the defensive end of the floor yielded 3.4 steals per game, cracking the top 20 in the national leaderboards ... posted an average of 7.6 rebounds for the season ... at the national tournament, averaged 24.3 points and 9.3 rebounds during

the Tribunes' four games ... in an 81-59 semifinals loss to eventual champion Kansas City Kansas Community College, Johnson did all she could to keep Monroe in the game with a career-high 34 points and 13 rebounds ... as a result, the forward earned all-tournament recognition ... after graduating from Cardinal O'Hara High School in Philadelphia, Johnson played in 22 games at Delaware, starting in 12, averaging 6.5 points and 5.0 rebounds per game ... transferred to VCU in 2014-15 where she sat out the season due to NCAA transfer rules before arriving at Monroe CC in 2015.

**High School:** McDonald's All-American nominee at Cardinal O'Hara High School ... collected 1,000 points as a senior ... First Team All-Catholic and All-State selection ... led the Lions to the Catholic League Championship ... played for head coach Linus McGinty.

**Personal:** Majoring in sociology.



Season	gp-gs	min/avg	Total		3-Point		F-Throws		Rebounds				Scoring							
			fg-fga	pct	fg-fga	pct	ft-fga	pct	off	def	tot	avg	pf	fo	ast	to	blk	stl	pts	avg
2016-17	29-29	877/30.2	158-361	.438	26-71	.366	99-126	.786	100	180	280	9.7	79	1	74	81	44	81	441	15.2
2017-18	15-14	378/25.2	57-138	.413	6-39	.154	33-47	.702	25	72	97	6.5	31	1	47	35	9	37	153	10.2
TOTAL	44-43	1255/28.5	215-499	.431	32-110	.291	132-173	.763	125	252	377	8.6	110	2	121	116	53	118	594	13.5



## JOHNSON GAME-BY-GAME STATISTICS

## 2017-18 GAME-BY-GAME STATISTICS

Opponent	Date	gs	min	Total		3-Pointers		Free throws		Rebounds			pf	a	t/o	blk	stl	pts	avg		
				fg	fga	pct	3fg	fga	pct	off	def	tot								avg	
at ETSU	11/10/17	*	29	7-12	.583	0-3	.000	5-7	.714	4	4	8	8.0	1	2	3	0	3	19	19.0	
SLIPPERY ROCK	11/13/17	*	23	4-9	.444	0-3	.000	1-2	.500	2	7	9	8.5	0	4	1	1	5	9	14.0	
SOUTHEASTERN LA.	11/15/17	*	17	2-4	.500	0-1	.000	1-2	.500	0	3	3	6.7	2	3	3	0	1	5	11.0	
MIAMI	11/18/17	*	31	2-10	.200	0-4	.000	6-6	1.000	0	6	6	6.5	2	4	0	0	7	10	10.8	
PITTSBURGH	11/21/17	*	22	2-11	.182	0-1	.000	1-1	1.000	1	4	5	6.2	1	2	5	0	3	5	9.6	
EASTERN KENTUCKY	11/25/17	*	28	6-12	.500	2-3	.667	1-3	.333	0	3	3	5.7	0	6	1	0	1	15	10.5	
SAINT FRANCIS	11/27/17	*	30	7-14	.500	0-5	.000	1-2	.500	3	3	6	5.7	5	6	1	1	6	15	11.1	
SOUTHEAST MISSOURI	11/30/17	*	27	6-13	.462	2-4	.500	5-7	.714	4	6	10	6.3	1	2	2	1	4	19	12.1	
at Old Dominion	12/03/17	*	29	4-7	.571	0-1	.000	0-0	.000	4	6	10	6.7	3	1	4	0	2	8	11.7	
at Xavier	12/10/17	*	21	1-7	.143	0-3	.000	1-2	.500	1	7	8	6.8	4	0	2	1	1	3	10.8	
HOWARD	12/14/17	*	16	1-4	.250	0-0	.000	4-4	1.000	1	5	6	6.7	2	5	1	0	1	6	10.4	
OHIO STATE	12/17/17	*	25	6-11	.545	2-5	.400	3-4	.750	0	2	2	6.3	1	1	2	0	1	17	10.9	
BOWLING GREEN	12/21/17	*	27	4-6	.667	0-1	.000	1-2	.500	1	4	5	6.2	1	6	5	3	1	9	10.8	
at ECU	12/30/17	*	28	2-5	.400	0-2	.000	1-2	.500	0	8	8	6.4	4	3	3	1	0	5	10.4	
USF	01/03/18	*	25	3-13	.231	0-3	.000	2-3	.667	4	4	8	6.5	4	2	2	2	1	8	10.2	
Totals			14	378	57-138	.413	6-39	.154	33-47	.702	25	72	97	6.5	31	47	35	9	37	153	10.2

Games played: 15  
 Minutes/game: 25.2  
 Points/game: 10.2  
 FG Pct: 41.3  
 3FG Pct: 15.4  
 FT Pct: 70.2

Rebounds/game: 6.5  
 Assists/game: 3.1  
 Turnovers/game: 2.3  
 Assist/turnover ratio: 1.3  
 Steals/game: 2.5  
 Blocks/game: 0.6

## 2016-17 GAME-BY-GAME STATISTICS

Opponent	Date	gs	min	Total		3-Pointers		Free throws		Rebounds			pf	a	t/o	blk	stl	pts	avg		
				fg	fga	pct	3fg	fga	pct	ft	fta	pct								off	def
at Southeast Missouri	11-11-1	*	33	11-19	579	0-0	.000	10-11	909	9	4	13	13.0	3	3	2	6	32	32.0		
at Bowling Green	11/15/16	*	30	10-17	588	3-3	1.000	2-5	400	6	2	8	10.5	4	1	2	1	3	25	28.5	
INDIANA STATE	11/19/16	*	30	5-10	500	0-0	.000	0-1	.000	4	7	11	10.7	4	0	2	1	3	10	22.3	
at Miami	11/22/16	*	29	4-12	333	0-1	.000	3-4	750	5	9	14	11.5	4	2	3	2	2	11	19.5	
HOWARD	11/26/16	*	35	8-13	615	0-1	.000	6-8	750	5	5	10	11.2	4	2	3	2	1	22	20.0	
ARKANSAS-PINE BLUFF	11/29/16	*	20	3-6	500	1-1	1.000	2-2	1.000	2	3	5	10.2	1	3	3	1	4	9	18.2	
TENNESSEE TECH	12/2/16	*	24	1-8	125	0-1	.000	0-0	.000	1	6	7	9.7	2	4	3	0	3	2	15.9	
at Ohio State	12/04/16	*	29	4-9	444	1-2	.500	1-2	.500	6	11	17	10.6	1	1	0	1	1	10	15.1	
XAVIER	12/11/16	*	31	7-15	467	2-6	.333	3-3	1.000	2	3	5	10.0	4	2	4	2	2	19	15.6	
GEORGIA	12/15/16	*	32	6-11	545	1-1	1.000	6-7	857	7	6	13	10.3	4	1	4	1	2	19	15.9	
CLARION	12/18/16	*	22	5-8	625	0-0	.000	3-5	.600	1	6	7	10.0	1	5	5	4	2	13	15.6	
EASTERN ILLINOIS	12/21/16	*	35	5-12	417	0-2	.000	6-6	1.000	1	6	7	9.8	2	6	5	0	6	16	15.7	
CHICAGO STATE	12/28/16	*	27	3-6	500	0-0	.000	3-4	750	3	2	5	9.4	2	1	1	4	2	9	15.2	
at SMU	12/31/16	*	23	2-10	200	0-2	.000	2-4	.500	3	9	12	9.6	3	0	0	1	2	6	14.5	
UCF	01/04/17	*	24	4-8	500	1-2	.500	1-2	.500	3	4	7	9.4	4	3	2	2	1	10	14.2	
HOUSTON	01/07/17	*	32	7-16	438	1-2	.500	6-6	1.000	5	7	12	9.6	1	5	0	2	3	21	14.6	
at Memphis	01/14/17	*	37	7-14	500	1-3	.333	7-10	700	1	4	5	9.3	3	1	3	0	4	22	15.1	
SMU	01/17/17	*	33	5-16	313	1-2	.500	6-8	750	5	6	11	9.4	2	4	2	3	6	17	15.2	
EAST CAROLINA	01/21/17	*	36	8-13	615	2-4	.500	4-6	.667	3	10	13	9.6	1	4	6	2	4	22	15.5	
TULANE	01/28/17	*	30	8-16	500	1-3	.333	1-2	.500	7	7	14	9.8	5	4	4	2	5	18	15.7	
at USF	02/01/17	*	24	3-11	273	2-6	.333	0-0	.000	0	7	7	9.7	4	1	5	1	2	8	15.3	
UCONN	02/07/17	*	33	7-20	350	2-4	.500	4-4	1.000	5	4	9	9.6	1	2	1	2	0	20	15.5	
at Houston	02/11/17	*	37	5-15	333	2-3	.667	1-2	.500	0	9	9	9.6	3	8	4	1	3	13	15.4	
at Tulane	2/15/17	*	35	2-10	200	0-2	.000	3-3	1.000	4	5	9	9.6	4	3	1	0	3	7	15.0	
MEMPHIS	02/18/17	*	33	7-13	538	1-6	.167	4-4	1.000	3	10	13	9.7	1	3	3	0	4	19	15.2	
at East Carolina	02/22/17	*	31	6-13	462	0-5	.000	2-4	.500	2	12	14	9.9	2	2	4	2	3	14	15.2	
at Temple	02/25/17	*	26	4-12	333	3-4	.750	4-4	1.000	0	6	6	9.7	2	3	3	1	2	15	15.1	
TULSA	02/27/17	*	33	7-12	583	0-1	.000	3-3	1.000	1	4	5	9.6	3	0	2	3	2	17	15.2	
vs Houston	3/3/2017	*	33	4-16	250	1-4	.250	6-6	1.000	6	6	12	9.7	4	0	3	1	0	15	15.2	
Totals			29	877	158-361	.438	26-71	.366	99-126	.786	100	180	280	9.7	79	74	81	44	81	441	15.2

Games played: 29  
 Minutes/game: 30.2  
 Points/game: 15.2  
 FG Pct: 43.8  
 3FG Pct: 36.6  
 FT Pct: 78.6

Rebounds/game: 9.7  
 Assists/game: 2.6  
 Turnovers/game: 2.8  
 Assist/turnover ratio: 0.9  
 Steals/game: 2.8  
 Blocks/game: 1.5

## 2017-18 CINCINNATI BEARCATS



## ANA OWENS

SENIOR | INDIANAPOLIS, IND. | LAWRENCE NORTH

#3

## // CAREER HIGHS

Points	35 vs. Ohio State, 12/6/15
Rebounds	12 vs. Saint Francis (Pa.), 11/14/15
Assists	12 vs. Houston, 1/7/17
Steals	4 vs. Saint Francis, 11/27/17
Blocks	1, 5x, last vs. SMU, 12/31/16
Field Goals	11 vs. Ohio State, 12/6/15
FG Attempts	24 vs. Ohio State, 12/6/15
3-Pt. FG	5 vs. Ohio State, 12/6/15
3-Pt. FG Attempts	10, 4x, last vs. Memphis, 2/18/17
Free Throws	12 at East Carolina, 1/20/16
Free Throw Attempts	12 at East Carolina, 1/20/16
Minutes	45 vs. Tulane, 1/28/17

## // MISCELLANEOUS

	2017-18	CAREER
Double Digit Points	8	67
Double Digit Rebounds	--	3
Double-Doubles	--	4
20-Plus Point Games	--	14
30-Plus Point Games	--	1
Games Led UC in Points	4	38
Games Led UC in Rebounds	1	13
Games Led UC in Assists	10	64

**2017-18 Season // Senior:** Scored 13 points in the season opener at ETSU (11/10) ... Tallied 15 points and a game-high five assists vs. Slippery Rock (11/13) ... Totaled 14 points and six assists vs. Miami (OH) (11/18) ... Posted 11 points vs. Eastern Kentucky (11/25) ... Led the Bearcats with 19 points vs. Saint Francis (11/27) ... Posted 10 points, six assists, and four rebounds vs. Southeast Missouri (11/30) ... Tallied 15 points, seven rebounds, and three assists at Old Dominion (12/3) ... Totaled game highs of 18 points and seven assists at ECU (12/30.)

**2016-17 Season // Junior:** Scored 25 points -- including four three-pointers -- at SEMO (11/11) ... added 20 points at Bowling Green (11/15) ... posted 18 points and a team-high five assists vs. Howard (11/26) ... led UC with 14 points vs. Arkansas-Pine Bluff (11/29) ... added 11 points and five rebounds vs. Tennessee Tech (12/2) ... led team with 22 points seven assists, and six rebounds vs. Xavier (12/11) ... recorded 11 points vs. Georgia (12/15) ... totaled 12 points and eight assists vs. Clarion (12/18) ... tallied 10 points and four assists vs. Eastern Illinois (12/21) ... posted 13 points and a game-high six assists vs. Chicago State (12/28) ... totaled 20 points, six assists, and three steals vs. UCF (1/4) ... scored 11 points vs. East Carolina to total 1,004 career points (1/21) ... recorded 15 points, six rebounds, and four assists vs. Tulane (1/28) ... tallied 11 points and a team-best eight assists at No. 20 USF (2/1) ... totaled five points, five assists, and two rebounds vs. No. 1 UConn ... posted 12 points and eight rebounds at Houston (2/11) ... totaled team-best 17 points at Tulane (2/15) ... added 15 points and six assists vs. Memphis (2/18) ... scored a game-high 20 points vs. Houston in AAC Championship first round (3/3/17).

**2015-16 Season // Sophomore:** Started all 30 games, averaging team bests of 13.1 points and 2.9 assists as well as 4.1 rebounds per game ... totaled 25 points, 12 rebounds and eight assists vs. Saint Francis (Pa.) (11/14) ... recorded 14 points, seven rebounds, three assists, and two steals vs. Northern Kentucky (11/18) ... posted game highs of 15 points and four assists vs. Bowling Green (11/21) ... scored 11 points vs. Baylor (11/26) ... tallied 21 points and six assists at Detroit (12/2) ... totaled a career-high 35 points including a career-best five three-pointers vs. Ohio State (12/6) ... recorded 13 points, three assists, and two steals at Xavier (12/13) ... notched 10 points and five assists vs. Eastern Illinois (12/18) ... had team-bests of 10 points and three assists vs. UConn (12/30) ... totaled 12 points and seven rebounds at UCF (1/2) ... led the Bearcats with 19 points and seven rebounds vs. Memphis (1/7) ... tallied a double-double of 13 points and a team-best 11 rebounds at Tulsa (1/13) ... scored 14 points against UCF (1/16) ... added a team-best 21 points at East Carolina (1/20) ... posted 11 points vs. SMU (1/27) ... totaled 13 points, seven rebounds, and three assists vs. Houston (1/30)

... led the Bearcats with 15 points at USF (2/3) ... paced UC with 15 points vs. Temple (2/9) ... scored nine points at UConn (2/17) ... added 11 points, four rebounds, and two assists at Houston (2/20) ... paced the Bearcats with 17 points and three assists vs. East Carolina (2/24) ... had a team-best 19 points vs. Tulsa (2/27) ... recorded 10 points and three assists at Tulane (2/29).

**2014-15 Season // Freshman:** Started each of the season's 31 games ... averaged team bests of 11.7 points and 2.5 assists per game ... scored a game-high and season-best 25 points vs. Houston (1/31) ... recorded a double-double with 18 points and 11 rebounds at UCLA (12/2) ... totaled 18 double-figure scoring performances, including four 20-point games during the season ... named to the American Athletic Conference All-Freshman Team.

**Personal:** Majoring in organizational leadership.



## OWENS CAREER STATISTICS

OWENS CAREER STATISTICS																				
Season	gp-gs	min/avg	Total		3-Point		F-Throws		Rebounds				Scoring							
			fg-fga	pct	fg-fga	pct	ft-fa	pct	off	def	tot	avg	pf	fo	ast	to	blk	stl	pts	avg
2014-15	31-31	1160/37.4	120-371	.323	57-155	.368	66-90	.733	19	117	136	4.4	63	0	76	120	3	30	363	11.7
2015-16	30-30	1069/35.6	126-425	.296	51-163	.313	90-107	.841	16	107	123	4.1	41	0	86	90	1	22	393	13.1
2016-17	30-30	1023/34.1	124-401	.309	39-143	.273	75-88	.852	6	97	103	3.4	41	0	120	96	1	30	362	12.1
2017-18	15-15	488/32.5	51-136	.375	21-67	.313	29-31	.935	3	43	46	3.1	24	1	68	42	1	13	152	10.1
TOTAL	106-106	3740/35.3	421-1333	.316	168-528	.318	260-316	.823	44	364	408	3.8	169	1	350	348	6	95	1270	12.0

## OWENS GAME-BY-GAME STATISTICS

## 2017-18 GAME-BY-GAME STATISTICS

Opponent	Date	gs	min	fg-fga	pct	3fg-fga	pct	ft-fa	pct	off	def	tot	avg	pf	a	to	bk	stl	pts	avg	
at ETSU	11/10/17	*	38	4-9	.444	1-4	.250	4-5	.800	0	2	2	2.0	5	2	3	0	0	13	13.0	
SLIPPERY ROCK	11/13/17	*	31	5-11	.455	1-5	.200	4-4	1.000	0	3	3	2.5	1	5	2	0	0	15	14.0	
SOUTHEASTERN LA.	11/15/17	*	20	2-4	.500	1-2	.500	0-0	.000	0	2	2	2.3	3	5	3	0	0	5	11.0	
MIAMI	11/18/17	*	39	5-12	.417	4-7	.571	0-0	.000	0	1	1	2.0	1	6	3	0	1	14	11.8	
PITTSBURGH	11/21/17	*	29	0-7	.000	0-3	.000	0-0	.000	0	2	2	2.0	2	4	3	0	2	0	9.4	
EASTERN KENTUCKY	11/25/17	*	27	5-10	.500	1-4	.250	0-0	.000	0	1	1	1.8	3	3	1	0	1	11	9.7	
SAINT FRANCIS	11/27/17	*	38	7-14	.500	3-6	.500	2-2	1.000	0	4	4	2.1	1	4	5	0	4	19	11.0	
SOUTHEAST MISSOURI	11/30/17	*	33	3-7	.429	2-6	.333	2-2	1.000	0	4	4	2.4	1	6	0	1	1	10	10.9	
at Old Dominion	12/03/17	*	33	5-12	.417	2-6	.333	3-3	1.000	1	6	7	2.9	1	3	4	0	1	15	11.3	
at Xavier	12/10/17	*	34	2-10	.200	1-5	.200	4-4	1.000	1	2	3	2.9	1	0	3	0	0	9	11.1	
HOWARD	12/14/17	*	23	2-4	.500	2-3	.667	3-4	.750	0	1	1	2.7	0	3	2	0	1	9	10.9	
OHIO STATE	12/17/17	*	33	2-9	.222	0-6	.000	0-0	.000	0	4	4	2.8	2	7	1	0	0	4	10.3	
BOWLING GREEN	12/21/17	*	35	2-5	.400	1-3	.333	0-0	.000	0	7	7	3.2	2	9	4	0	2	5	9.9	
at ECU	12/30/17	*	38	5-11	.455	1-2	.500	7-7	1.000	0	2	2	3.1	1	7	5	0	0	18	10.5	
USF	01/03/18	*	37	2-11	.182	1-5	.200	0-0	.000	1	2	3	3.1	0	4	3	0	0	5	10.1	
Totals			15	488	51-136	.375	21-67	.313	29-31	.935	3	43	46	3.1	24	68	42	1	13	152	10.1

Games played: 15  
Minutes/game: 32.5  
Points/game: 10.1  
FG Pct: 37.5  
3FG Pct: 31.3  
FT Pct: 93.5

Rebounds/game: 3.1  
Assists/game: 4.5  
Turnovers/game: 2.8  
Assist/turnover ratio: 1.6  
Steals/game: 0.9  
Blocks/game: 0.1

## 2016-17 GAME-BY-GAME STATISTICS

Opponent	Date	gs	min	fg-fga	pctl	3fg-fga	pctl	ft-fga	pctl	off	def	tot	avg	pf	a	to	bk	stl	pts	avg	
at Southeast Missouri	11-11-1	*	39	10-17	.588	4-8	.500	1-2	.500	0	4	4	4.0	1	1	1	0	1	25	25.0	
at Bowling Green	11/15/16	*	30	6-17	.353	2-5	.400	6-6	1.000	0	3	3	3.5	3	1	2	0	3	20	22.5	
INDIANA STATE	11/19/16	*	34	4-14	.286	1-4	.250	0-0	.000	0	2	2	3.0	1	3	5	0	1	9	18.0	
at Miami	11/22/16	*	32	0-11	.000	0-4	.000	3-4	.750	0	1	1	2.5	1	2	3	0	0	3	14.3	
HOWARD	11/26/16	*	33	7-14	.500	4-7	.571	0-0	.000	0	3	3	2.6	1	5	2	0	0	18	15.0	
ARKANSAS-PINE BLUFF	11/29/16	*	21	4-8	.500	3-5	.600	3-4	.750	0	3	3	2.7	1	1	2	0	0	14	14.8	
TENNESSEE TECH	12/2/16	*	34	2-12	.167	1-5	.200	6-6	1.000	0	5	5	3.0	1	2	4	0	1	11	14.3	
at Ohio State	12/04/16	*	36	3-21	.143	1-10	.100	2-2	1.000	0	2	2	2.9	0	0	5	0	0	9	13.6	
XAVIER	12/11/16	*	39	8-19	.421	2-4	.500	4-4	1.000	1	5	6	3.2	3	7	5	0	0	22	14.6	
GEORGIA	12/15/16	*	40	3-15	.200	2-6	.333	3-4	.750	0	3	3	3.2	1	3	4	0	1	11	14.2	
CLARION	12/18/16	*	25	5-9	.556	2-3	.667	0-0	.000	0	2	2	3.1	0	8	0	0	1	12	14.0	
EASTERN ILLINOIS	12/21/16	*	29	3-9	.333	1-4	.250	3-4	.750	0	1	1	2.9	3	4	2	0	1	10	13.7	
CHICAGO STATE	12/28/16	*	30	6-18	.333	1-6	.167	0-0	.000	0	6	6	3.2	1	6	1	0	2	13	13.6	
at SMU	12/31/16	*	39	2-16	.125	0-4	.000	0-0	.000	0	1	1	3.0	4	6	5	1	1	4	12.9	
UCF	01/04/17	*	39	6-14	.429	3-4	.750	5-6	.833	1	2	3	3.0	2	6	7	0	3	20	13.4	
HOUSTON	01/07/17	*	37	9-20	.450	3-5	.600	1-2	.500	0	6	6	3.2	0	12	4	0	0	22	13.9	
at Memphis	01/14/17	*	37	0-6	.000	0-3	.000	5-6	.833	0	4	4	3.2	0	3	5	0	1	5	13.4	
SMU	01/17/17	*	38	2-13	.154	1-5	.200	4-6	.667	0	3	3	3.2	0	5	2	0	1	9	13.2	
EAST CAROLINA	01/21/17	*	37	5-15	.333	0-3	.000	1-1	1.000	0	3	3	3.2	2	5	1	0	2	11	13.1	
at UCF	01/24/17	*	40	3-11	.273	0-3	.000	0-0	.000	0	2	2	3.2	4	4	4	0	0	6	12.7	
TULANE	01/28/17	*	45	5-17	.294	1-6	.167	4-4	1.000	0	6	6	3.3	1	4	6	0	2	15	12.8	
at USF	02/01/17	*	35	4-17	.235	1-4	.250	2-2	1.000	1	1	2	3.2	1	8	2	0	1	11	12.7	
UCONN	02/07/17	*	36	2-14	.143	1-7	.143	0-0	.000	0	2	2	3.2	1	5	4	0	1	5	12.4	
at Houston	02/11/17	*	33	5-14	.357	0-3	.000	2-2	1.000	0	8	8	3.4	3	2	3	0	1	12	12.4	
at Tulane	2/15/17	*	37	6-16	.375	2-6	.333	3-3	1.000	1	5	6	3.5	0	3	0	0	1	17	12.6	
MEMPHIS	02/18/17	*	37	3-11	.273	3-10	.300	6-6	1.000	0	3	3	3.5	1	6	4	0	3	15	12.7	
at East Carolina	02/22/17	*	37	2-8	.250	0-2	.000	1-2	.500	0	3	3	3.4	2	1	3	0	1	5	12.4	
at Temple	02/25/17	*	26	3-9	.333	0-2	.000	2-2	1.000	2	3	5	3.5	1	4	2	0	1	8	12.2	
TULSA	02/27/17	*	10	0-1	.000	0-0	.000	0-0	.000	0	0	0	3.4	0	1	0	0	0	0	11.8	
vs Houston	3/3/2017	*	38	6-15	.400	0-5	.000	8-10	.800	0	5	5	3.4	2	2	8	0	0	20	12.1	
Totals			30	1023	124-401	.309	39-143	.273	75-88	.852	6	97	103	3.4	41	120	96	1	30	362	12.1

Games played: 30  
Minutes/game: 34.1  
Points/game: 12.1  
FG Pct: 30.9  
3FG Pct: 27.3  
FT Pct: 85.2

Rebounds/game: 3.4  
Assists/game: 4.0  
Turnovers/game: 3.2  
Assist/turnover ratio: 1.3  
Steals/game: 1.0  
Blocks/game: 0.0

## 2015-16 GAME-BY-GAME STATISTICS

Opponent	Date	gs	min	fg-fga	pct	3fg-fga	pct	ft-fa	pct	off	def	tot	avg	pf	a	to	bk	stl	pts	avg	
SAINT FRANCIS	11/14/15	*	33	7-13	.538	1-3	.333	10-11	.909	3	9	12	12.0	2	8	0	0	2	25	25.0	
NORTHERN KENTUCKY	11/18/15	*	40	5-13	.385	2-5	.400	2-3	.667	1	6	7	9.5	3	3	4	0	2	14	19.5	
BOWLING GREEN	11/21/15	*	38	6-14	.429	2-5	.400	1-2	.500	0	2	2	7.0	2	4	3	1	0	15	18.0	
vs Baylor	11/26/15	*	27	4-13	.308	3-7	.429	0-2	.000	0	1	1	5.5	2	1	3	0	0	11	16.3	
vs Michigan State	11-27-1	*	25	2-8	.250	0-1	.000	2-4	.500	1	1	2	4.8	4	2	6	0	2	6	14.2	
at Detroit	12/02/15	*	39	8-14	.571	2-6	.333	3-3	1.000	0	3	3	4.5	2	6	6	0	1	21	15.3	
OHIO STATE	12/6/15	*	38	11-24	.458	5-8	.625	8-9	.889	0	2	2	4.1	1	2	1	0	0	35	18.1	
at Xavier	12/13/15	*	39	4-13	.308	2-4	.500	3-4	.750	0	2	2	3.9	0	3	4	0	2	13	17.5	
UT MARTIN	12/18/15	*	38	3-15	.200	2-5	.400	0-2	.000	0	5	5	4.0	0	3	4	0	0	8	16.4	
EASTERN ILLINOIS	12/20/15	*	31	3-8	.375	2-4	.500	2-2	1.000	0	4	4	4.0	2	5	2	0	2	10	15.8	
at Georgia	12/23/15	*	34	2-18	.111	0-3	.000	2-2	1.000	0	0	0	3.6	1	1	3	0	1	6	14.9	
UCONN	12/30/15	*	34	1-12	.083	0-7	.000	8-8	1.000	0	1	1	3.4	1	3	5	0	0	10	14.5	
at UCF	1/2/16	*	38	5-18	.278	2-8	.250	0-1	.000	0	7	7	3.7	3	2	4	0	3	12	14.3	
MEMPHIS	01/07/16	*	37	8-19	.421	3-6	.500	0-0	.000	1	6	7	3.9	1	3	1	0	0	19	14.6	
at Temple	01/10/16	*	40	1-12	.083	0-4	.000	2-2	1.000	0	6	6	4.1	0	3	4	0	0	4	13.9	
at Tulsa	01/13/16	*	38	5-15	.333	1-5	.200	2-2	1.000	3	8	11	4.5	1	5	2	0	1	13	13.9	
UCF	01/16/16	*	35	4-15	.267	4-8	.500	2-2	1.000	1	3	4	4.5	0	0	3	0	0	14	13.9	
at East Carolina	01/20/16	*	37	3-18	.167	3-10	.300	12-12	1.000	1	3	4	4.4	0	4	1	0	1	21	14.3	
SMU	01/27/16	*	38	1-10	.100	1-4	.250	8-8	1.000	1	0	1	4.3	2	2	3	0	0	11	14.1	
HOUSTON	01/30/16	*	37	4-14	.286	1-6	.167	4-4	1.000	2	5	7	4.4	2	3	1	0	1	13	14.1	
at USF	02/03/16	*	35	5-20	.250	2-5	.400	3-4	.750	0	3	3	4.3	4	2	2	0	0	15	14.1	
at Memphis	2/6/16	*	36	0-10	.000	0-5	.000	2-2	1.000	0	6	6	4.4	3	2	3	0	0	2	13.5	
TEMPLE	02/09/16	*	38	6-15	.400	3-5	.600	0-0	.000	0	2	2	4.3	0	0	2	0	1	15	13.6	
USF	02/12/16	*	33	4-13	.308	1-4	.250	0-0	.000	1	6	7	4.4	0	4	5	0	0	9	13.4	
at UConn	02-17-1	*	35	3-10	.300	1-7	.143	2-4	.500	0	2	2	4.3	0	1	4	0	0	9	13.2	
at Houston	02/20/16	*	32	4-16	.250	2-7	.286	1-2	.500	1	3	4	4.3	2	2	3	0	1	11	13.2	
EAST CAROLINA	02/24/16	*	38	5-16	.313	1-4	.250	6-6	1.000	0	4	4	4.3	0	3	3	0	0	17	13.3	
TULSA	02/27/16	*	35	7-16	.438	2-6	.333	3-4	.750	0	3	3	4.3	0	2	4	0	0	19	13.5	
at Tulane	2/29/16	*	39	4-12	.333	2-6	.333	0-0	.000	0	1	1	4.1	1	3	4	0	1	10	13.4	
vs East Carolina	3/4/16	*	32	1-11	.091	1-5	.200	2-2	1.000	0	3	3	4.1	2	2	4	0	1	5	13.1	
Totals			30	1069	126-425	296	51-163	313	90-107	841	16	107	123	4.1	41	86	90	1	22	393	13.1



## 2017-18 CINCINNATI BEARCATS



#20

## // CAREER HIGHS

Points	11 vs. Eastern Illinois, 12/20/15
Rebounds	6 vs. Eastern Illinois, 12/20/15
Assists	2, 2x, last vs. Tulsa, 2/27/16
Steals	1, 12x, last at ECU, 12/30/17
Blocks	1, 11x, last vs. Southeastern Louisiana, 11/15/17
Field Goals	5 vs. Eastern Illinois, 12/20/15
FG Attempts	10 vs. Eastern Illinois, 12/20/15
3-Pt. FG	1, 11x, last at USF, 2/1/17
3-Pt. FG Attempts	4 at Temple, 1/10/16
Free Throws	4, 2x, last vs. Clarion, 12/18/16
Free Throw Attempts	6 vs. Baylor, 11/26/15
Minutes	27 vs. Eastern Illinois, 12/20/15

## // MISCELLANEOUS

	2017-18	CAREER
Double Digit Points	--	2
Double Digit Rebounds	--	--
Double-Doubles	--	--
20-Plus Point Games	--	--
Games Led UC in Points	--	--
Games Led UC in Rebounds	--	--
Games Led UC in Assists	--	--

## MAYA BENHAM

JUNIOR | DOUGLASVILLE, GA. | OSBORNE

**2017-18 Season // Junior:** Scored five points vs. Southeastern Louisiana (11/15) ... Tallied five points vs. Eastern Kentucky (11/25).

**2016-17 Season // Sophomore:** Totaled five points and two rebounds vs. Arkansas-Pine Bluff (11/29) ... grabbed a season-best five rebounds vs. No. 10 Ohio State (12/4) ... scored 10 points vs. Clarion (12/18) ... added four points and two rebounds at UCF (1/24) ... totaled six points at East Carolina (2/22) ... tallied five points and two rebounds at No. 20 Temple (2/25).

**2015-16 Season // Freshman:** Played in 26 games, averaging 2.7 points and 1.4 rebounds in 9.8 minutes ... saw first action of the season vs. Northern Kentucky (11/18) ... totaled eight points and two rebounds vs. Baylor (11/26) ... had five points and three rebounds at Georgia (12/23) ... scored seven points vs. UConn (12/30) ... added six points at UCF (1/2) ... recorded five points and two rebounds at Temple (1/10) ... totaled six points vs. Temple (2/9).

**High School:** Was a three-time all-county selection ... named to the All-Metro Atlanta third-team by the Atlanta Tipoff Club ... ranked as the No. 16 wing according to ESPN HoopGurlz ... led the team in scoring as both a sophomore and junior ... earned multiple player of the week honors from the Douglas Neighbor ... selected best offensive player as sophomore and junior ... played AAU with the Douglasville Lady Tigers being named to the all-state tournament team ... named MVP of multiple tournaments ... Averaged 11.3 points, 6.7 rebounds, 2.7 steals, 2.3 blocks and 1.9 assists as a sophomore ... averaged 8.6 points as a freshman ... a high school and AAU teammate of Nikira Goings.

**Personal:** Majoring in criminal justice.



## BENHAM CAREER STATISTICS

		Total		3-Point		F-Throws		Rebounds											Scoring	
Season	gp-gs	min/avg	fg-fga	pct	fg-fga	pct	ft-fa	pct	off	def	tot	avg	pf	fo	ast	to	blk	stl	pts	avg
2015-16	26-0	255/9.8	25-65	.385	7-23	.304	12-17	.706	9	28	37	1.4	15	0	10	17	4	4	69	2.7
2016-17	24-0	201/8.4	22-46	.478	4-10	.400	12-17	.706	10	19	29	1.2	24	0	4	9	6	7	60	2.5
2017-18	14-1	77/5.5	8-20	.400	0-4	.000	5-8	.625	3	6	9	0.6	5	0	2	4	3	2	21	1.5
TOTAL	64-1	533/8.3	55-131	.420	11-37	.297	29-42	.690	22	53	75	1.2	44	0	16	30	13	13	150	2.3

## BENHAM GAME-BY-GAME STATISTICS

## 2017-18 GAME-BY-GAME STATISTICS

Opponent	Date	gs	min	fg	fga	pct	3fg	fga	pct	ft	fita	pct	off	def	tot	avg	pf	a	t/o	blk	stl	pts	avg
at ETSU	11/10/17	1	0-0	.000	0-0	.000	0-0	.000	0-0	.000	0	0	0	0	0	0	0	0	0	0	0	0.0	
SLIPPERY ROCK	11/13/17	4	1-1	1.000	0-0	.000	0-0	.000	0-0	.000	1	2	3	1.5	0	0	0	0	0	1	0	2	1.0
SOUTHEASTERN LA.	11/15/17	11	2-3	.667	0-0	.000	1-3	.333	0	1	1	1.3	0	0	1	1.3	0	0	1	1	1	5	2.3
MIAMI	11/18/17	6	1-1	1.000	0-0	.000	0-0	.000	0-0	.000	0	0	1	0	1.0	0	0	0	0	0	0	2	2.3
PITTSBURGH	11/21/17	9	1-3	.333	0-1	.000	0-0	.000	0	0	1	1	1.0	0	0	0	0	0	0	0	0	2	2.2
EASTERN KENTUCKY	11/25/17	9	1-2	.500	0-0	.000	3-3	1.000	0	0	0	0.8	1	1	0	1	0	1	0	1	0	5	2.7
SAINT FRANCIS	11/27/17	3	0-1	.000	0-0	.000	0-0	.000	0	0	0	0	0	0.7	0	0	1	0	0	0	0	0	2.3
SOUTHEAST MISSOURI	11/30/17	7	0-3	.000	0-1	.000	0-0	.000	0	1	1	0.8	0	0	1	0	0	0	0	0	0	0	2.0
at Old Dominion	12/03/17	0	1-1	1.000	0-0	.000	0-0	.000	0	1	1	0.8	0	0	1	0	0	0	0	0	0	2	2.0
HOWARD	12/14/17	7	0-1	.000	0-1	.000	0-0	.000	0	0	0	0.7	1	0	0	0	0	0	0	0	0	0	1.8
OHIO STATE	12/17/17	1	0-0	.000	0-0	.000	0-0	.000	0	0	0	0.6	0	0	0	0	0	0	0	0	0	0	1.6
BOWLING GREEN	12/21/17	1	0-0	.000	0-0	.000	1-2	.500	0	0	0	0	0	0.6	0	0	0	0	0	0	0	1	1.6
at ECU	12/30/17	6	0-1	.000	0-0	.000	0-0	.000	0	0	1	0	1	0.6	1	0	0	0	0	0	0	1	0.5
USF	01/03/18	12	1-3	.333	0-1	.000	0-0	.000	0-0	.000	1	0	1	0.6	2	0	0	0	0	0	0	2	1.5
Totals		1	77	8-20	.400	0-4	.000	5-8	.625	3	6	9	0.6	5	2	4	3	2	21	1.5			

Games played: 14  
Minutes/game: 5.5  
Points/game: 1.5  
FG Pct: 40.0  
3FG Pct: 0.0  
FT Pct: 62.5

Rebounds/game: 0.6  
Assists/game: 0.1  
Turnovers/game: 0.3  
Assist/turnover ratio: 0.5  
Steals/game: 0.1  
Blocks/game: 0.2

## 2016-17 GAME-BY-GAME STATISTICS

Opponent	Date	min	fg	pct	3fg	pct	ft	pct	off	def	tot	avg	pf	a	blk	stl	pts	avg
at Bowling Green	11/15/16	5	0-1	.000	0-0	.000	0-0	.000	0	0	0	0.0	0	0	0	0	0	0.0
INDIANA STATE	11/19/16	2	0-0	.000	0-0	.000	0-0	.000	0	0	0	0.0	0	0	0	0	0	0.0
at Miami	11/22/16	2	0-0	.000	0-0	.000	1-2	.500	0	1	1	0.3	0	0	0	0	0	1.0
HOWARD	11/26/16	5	0-0	.000	0-0	.000	0-0	.000	0	0	0	0.3	1	0	0	0	0	0.3
ARKANSAS-PINE BLUFF	11/29/16	13	2-2	1.000	1-1	1.000	0-0	.000	0	2	2	0.6	1	1	0	0	1	5.1
TENNESSEE TECH	12/2/16	11	0-1	.000	0-0	.000	0-0	.000	1	1	2	0.8	3	0	0	1	0	1.0
at Ohio State	12/04/16	13	2-6	.333	1-3	.333	0-0	.000	3	2	5	1.4	4	0	0	1	0	5.16
XAVIER	12/11/16	11	0-1	.000	0-0	.000	0-0	.000	0	1	1	1.4	1	0	0	1	0	0.14
GEORGIA	12/15/16	10	1-4	.250	0-0	.000	0-0	.000	0	2	2	1.4	0	0	0	0	1	2.14
CLARION	12/18/16	18	3-5	.600	0-0	.000	4-5	.800	1	0	1	1.4	3	1	1	0	1	10.23
EASTERN ILLINOIS	12/21/16	5	0-0	.000	0-0	.000	1-2	.500	0	1	1	1.4	0	0	1	0	0	1.22
CHICAGO STATE	12/28/16	12	2-3	.667	1-1	1.000	0-0	.000	2	1	3	1.5	1	0	0	0	0	5.24
at SMU	12/31/16	11	2-4	.500	0-1	.000	0-0	.000	0	1	1	1.5	1	0	0	1	1	4.25
UCF	01/04/17	5	0-1	.000	0-0	.000	0-0	.000	0	0	0	1.4	0	0	0	1	0	0.24
at Memphis	01/14/17	4	0-0	.000	0-0	.000	0-0	.000	0	0	0	1.3	0	0	0	1	0	0.22
SMU	01/17/17	3	1-1	1.000	0-0	.000	0-0	.000	0	0	0	1.2	0	0	0	1	0	2.22
at UCF	01/24/17	17	1-1	1.000	0-0	.000	2-2	1.000	1	1	2	1.2	3	0	2	0	1	4.23
TULANE	01/28/17	2	0-0	.000	0-0	.000	0-0	.000	0	1	1	1.2	2	0	0	0	0	0.22
at USF	02/01/17	13	2-6	.333	1-4	.250	0-0	.000	0	1	1	1.2	2	1	1	1	0	5.23
UConn	02/07/17	6	0-0	.000	0-0	.000	0-0	.000	0	0	0	1.2	0	0	0	0	0	0.22
at East Carolina	02/22/17	8	3-3	1.000	0-0	.000	0-0	.000	0	1	1	1.1	0	0	0	0	1	6.24
at Temple	02/25/17	11	2-4	.500	0-0	.000	1-2	.500	1	1	2	1.2	2	0	1	0	1	5.25
TULSA	02/27/17	3	0-1	.000	0-0	.000	1-2	.500	1	0	1	1.2	0	0	0	0	0	1.24
vs Houston	3/3/2017	11	1-2	.500	0-0	.000	2-2	1.000	0	2	2	1.2	0	1	0	1	0	4.25
Totals		0	201	22-46	.478	4-10	.400	12-17	.706	10	19	29	1.2	24	4	9	6	70.25

Games played: 24  
Minutes/game: 8.4  
Points/game: 2.5  
FG Pct: 47.8  
3FG Pct: 40.0  
FT Pct: 70.6

Rebounds/game: 1.2  
Assists/game: 0.2  
Turnovers/game: 0.4  
Assist/turnover ratio: 0.4  
Steals/game: 0.3  
Blocks/game: 0.3

## 2015-16 GAME-BY-GAME STATISTICS

Opponent	Date	gs	min	fg	fga	pct	3fg	fga	pct	ft	fita	pct	off	def	tot	avg	pf	a	t/o	blk	stl	pts	avg
NORTHERN KENTUCKY	11/18/15	5	0-2	.000	0-2	.000	0-0	.000	0-0	.000	0	0	0	0	0	0	0	0	0	0	0	0	0.0
BOWLING GREEN	11/21/15	2	0-0	.000	0-0	.000	0-0	.000	0-0	.000	0	1	1	0.5	0	0	2	0	0	0	0	0	0.0
vs Baylor	11/26/15	16	2-2	1.000	0-0	.000	4-6	.667	1	1	2	1.0	0	0	0	1	0	1	8	2.7			
vs Michigan State	11-27-15	15	1-3	.333	1-1	1.000	0-0	.000	0	1	1	1.0	1	0	0	0	0	3	2.8				
at Detroit	12/02/15	2	0-1	.000	0-0	.000	0-0	.000	0	1	1	1.0	0	0	0	0	0	0	0	2.2			
OHIO STATE	12/6/15	5	0-1	.000	0-0	.000	0-0	.000	1	0	1	1.0	1	0	0	0	0	0	0	1.8			
at Xavier	12/13/15	4	1-2	.500	0-1	.000	0-0	.000	0	1	1	1.0	1	0	0	1	0	2	1.9				
UT MARTIN	12/18/15	19	0-0	.000	0-0	.000	0-0	.000	0	0	0	0.9	1	1	1	0	0	0	1.6				
EASTERN ILLINOIS	12/20/15	27	5-10	.500	1-2	.500	0-0	.000	1	5	6	1.4	1	2	2	1	1	11	2.7				
at Georgia	12/23/15	18	2-6	.333	1-3	.333	0-0	.000	1	2	3	1.6	1	0	1	0	1	5	2.9				
UConn	12/30/15	16	3-5	.600	1-2	.500	0-0	.000	0	0	0	1.5	0	0	4	0	1	7	3.3				
at UCF	1/2/16	14	2-6	.333	0-2	.000	2-2	1.000	1	0	1	1.4	1	0	0	0	0	6	3.5				
MEMPHIS	01/07/16	6	1-2	.500	1-1	1.000	0-0	.000	0	0	0	1.3	0	0	0	0	0	3	3.5				
at Temple	01/10/16	15	2-6	.333	1-4	.250	0-0	.000	0	2	2	1.4	2	1	1	0	0	5	3.6				
at Tulsa	01/13/16	5	0-2	.000	0-0	.000	0-0	.000	1	1	2	1.4	0	0	3	0	0	0	3.3				
UCF	01/16/16	6	0-1	.000	0-1	.000	0-0	.000	0	0	0	1.3	0	1	0	0	0	0	3.1				
SMU	01/27/16	9	0-1	.000	0-1	.000	2-2	1.000	0	3	3	1.4	0	0	0	0	1	0	2	3.1			
at USF	02/03/16	7	0-1	.000	0-0	.000	0-0	.000	1	2	3	1.5	1	1	0	0	0	0	2.9				
at Memphis	2/6/16	13	1-2	.500	1-1	1.000	0-0	.000	0	1	1	1.5	0	1	0	0	0	3	2.9				
TEMPLE	02/09/16	9	2-2	1.000	0-0	.000	2-3	.667	0	1	1	1.5	0	0	0	0	1	6	3.1				
USF	02/12/16	8	1-2	.500	0-0	.000	0-0	.000	0	0	0	1.4	0	0	0	0	0	2	3.0				
at UConn	02-17-16	4	0-1	.000	0-0	.000	0-2	.000	0	2	2	1.4	1	0	1	0	0	0	2.9				
at Houston	02/20/16	4	0-1	.000	0-0	.000	0-0	.000	1	0	1	1.4	0	0	0	0	0	0	2.7				
EAST CAROLINA	02/24/16	4	1-2	.500	0-0	.000	2-2	1.000	1	0	1	1.4	1	0	0	0	0	4	2.8				
TULSA	02/27/16	5	1-1	1.000	0-0	.000	0-0	.000	0	0	0	1.3	0	2	0	0	0	2	2.8				
at Tulane	2/29/16	17	0-3	.000	0-2	.000	0-0	.000	0	4	4	1.4	3	1	1	0	0	0	2.7				
Totals		0	255	25-65	.385	7-23	.304	12-17	.706	9	28	37	1.4	15	10	17	4	4	69	2.7			



## 2017-18 CINCINNATI BEARCATS



#2

## // CAREER HIGHS

Points	25 vs. Howard, 12/14/17
Rebounds	11 vs. No. 13 Ohio State, 12/17/17
Assists	5 vs. Southeastern Louisiana, 11/15/17
Steals	4 at Temple, 2/25/17
Blocks	1, 7x, last vs. Memphis, 1/14/17
Field Goals	9, 2x, last vs. Bowling Green, 12/21/17
FG Attempts	18 at Old Dominion, 12/3/17
3-Pt. FG	7 vs. Howard, 12/14/17
3-Pt. FG Attempts	10, 2x, last vs. Howard, 12/14/17
Free Throws	5 vs. Baylor, 11/26/15
Free Throw Attempts	5, 3x, last vs. No. 13 Ohio State, 12/17/17
Minutes	35 vs. Saint Francis, 11/27/17

## // MISCELLANEOUS

	2017-18	CAREER
Double Digit Points	9	15
Double Digit Rebounds	1	1
Double-Doubles	1	1
20-Plus Point Games	3	3
Games Led UC in Points	5	6
Games Led UC in Rebounds	3	3
Games Led UC in Assists	1	1

# NIKIRA GOINGS

JUNIOR | MARIETTA, GA. | OSBORNE

**2017-18 Season // Junior:** Scored 11 points and grabbed a career-best nine rebounds in the season opener at ETSU (11/10) ... Tallied career highs of 24 points and six three-pointers vs. Slippery Rock (11/13) ... Recorded 11 points vs. Miami (OH) (11/18) ... Posted 10 points and three steals vs. Southeast Missouri (11/30) ... Scored a game-high 16 points at Old Dominion (12/3) ... Netted career bests of 25 points and seven 3-pointers vs. Howard (12/14) ... Recorded first career double-double with 13 points and 11 rebounds vs. No. 13 Ohio State (12/17) ... Posted a game-high 24 points vs. Bowling Green (12/21) ... Scored 10 points at ECU (12/30).

**2016-17 Season // Sophomore:** Scored six points vs. Indiana State (11/19) ... posted a career-high 18 points, including an also career-best five three pointers, vs. Tennessee Tech (12/2) ... totaled six points and five rebounds vs. Clarion (12/18) ... recorded 15 points vs. Eastern Illinois (12/21) ... tallied 12 points and six rebounds vs. Chicago State (12/28) ... totaled 10 points and five rebounds vs. UCF (1/4) ... added 13 points including three three-pointers vs. SMU (1/17) ... totaled three points and two rebounds vs. No. 1 UConn (2/7) ... posted 12 points including 4-of-5 from three-point range at Houston (2/11) ... recorded eight points and four rebounds vs. Memphis (2/18) ... totaled nine points and a season-best four steals at No. 20 Temple (2/25) ... scored eight points vs. Tulsa (2/27).

**2015-16 Season // Freshman:** Played in all 30 games, averaging 2.7 points and 1.6 rebounds in 11.5 minutes ... totaled six rebounds and three steals vs. Saint Francis (Pa.) (11/14) ... scored four points and had two steals vs. Northern Kentucky (11/18) ... posted five points, three rebounds, & two assists vs. Baylor (11/26) ... recorded seven points and two assists vs. Michigan State (11/27) ... totaled a season-best seven points vs. Ohio State (12/6) ... tallied eight points including a pair of three-pointers at Xavier (12/13) ... had five points and three rebounds at Georgia (12/23) ... recorded seven points and two rebounds vs. UConn (12/30) ... posted five points, six rebounds, and two assists at Temple (1/10).

**High School:** Earned all-county honors three times and all-region honors once ... named to the All-Metro Atlanta Girls Honorable Mention team by the Atlanta Tipoff Club ... helped Osbourne to a 67-20 combined record during her first three seasons including a pair of regional championships ... named the Rose Classic and Parkview Classic MVP ... selected as Cobb County player of the month in December ... averaged 18.3 points, 5.9 rebounds, 3.5 steals and 2.1 assists per game as junior, earning team MVP honors ... won a pair of state titles and made three national appearances with her AAU team ... averaged 15 points and 4.3 rebounds per game as a sophomore ... a high school and AAU teammate of Maya Benham.

**Personal:** Majoring in sport administration.



## GOINGS CAREER STATISTICS

Season	gp-gs	min/avg	Total		3-Point		F-Throws		Rebounds			Scoring					
			fg-fga	pct	fg-fga	pct	ft-fga	pct	off	def	tot	avg	pts	pts	avg	blk	stl
2015-16	30-0	344/11.5	28-109	.257	15-57	.263	10-16	.625	15	34	49	1.6	31	0	16	26	4
2016-17	29-0	482/16.6	61-162	.377	30-93	.323	26-31	.839	16	53	69	2.4	33	0	20	23	9
2017-18	14-14	405/28.9	66-150	.440	36-84	.429	16-25	.640	13	42	55	3.9	20	0	21	31	0
TOTAL	73-14	1231/16.9	155-421	.368	81-234	.346	52-72	.722	44	129	173	2.4	84	0	57	80	13

## GOINGS GAME-BY-GAME STATISTICS

## 2017-18 GAME-BY-GAME STATISTICS

Opponent	Date	gs	min	fg	fga	pc	3fg	fga	pc	ft	fta	pc	off	def	tot	avg	pf	a	t/o	blk	stl	pts	avg
at ETSU	11/10/17	*	34	4-10	400	2-6	333	1-1	1,000	1	8	9	9.0	4	0	4	0	0	11	11.0			
SLIPPERY ROCK	11/13/17	*	28	8-13	615	6-9	667	2-2	1,000	1	1	2	5.5	2	4	2	0	2	24	17.5			
SOUTHEASTERN LA.	11/15/17	*	28	2-7	286	2-5	400	0-0	.000	0	2	2	4.3	1	5	3	0	1	6	13.7			
MIAMI	11/18/17	*	29	4-8	500	3-5	600	0-2	.000	1	0	1	3.5	4	1	3	0	1	11	13.0			
PITTSBURGH	11/21/17	*	30	4-8	500	1-4	250	0-0	.000	0	1	1	3.0	0	0	4	0	0	9	12.2			
EASTERN KENTUCKY	11/25/17	*	27	2-6	333	2-6	333	1-2	.500	0	2	2	2.8	0	1	1	0	0	7	11.3			
SAINT FRANCIS	11/27/17	*	35	3-12	250	0-6	.000	3-6	.500	3	5	8	3.6	2	1	1	0	0	9	11.0			
SOUTHEAST MISSOURI	11/30/17	*	29	3-8	375	1-5	200	3-5	.600	0	2	2	3.4	1	1	1	0	3	10	10.9			
at Old Dominion	12/03/17	*	31	7-18	389	2-10	200	0-0	.000	1	1	2	3.2	3	1	0	0	1	16	11.4			
at Xavier	12/10/17	*	31	4-10	400	0-3	.000	1-1	1,000	2	5	7	3.6	0	1	3	0	0	9	11.2			
HOWARD	12/14/17	*	25	9-15	600	7-10	700	0-0	.000	0	1	1	3.4	0	2	1	0	0	25	12.5			
OHIO STATE	12/17/17	*	30	4-14	286	2-5	400	3-4	.750	3	8	11	4.0	0	1	5	0	1	13	12.5			
BOWLING GREEN	12/21/17	*	30	9-14	643	6-7	857	0-0	.000	0	3	3	3.9	1	2	0	0	0	24	13.4			
at ECU	12/30/17	*	18	3-7	429	2-3	667	2-2	1,000	1	3	4	3.9	2	1	3	0	1	10	13.1			
Totals			14	405	66-150	.440	36-84	.429	16-25	.640	13	42	55	3.9	20	21	31	0	10	184	13.1		

Games played: 14  
Minutes/game: 28.9  
Points/game: 13.1  
FG Pct: 44.0  
3FG Pct: 42.9  
FT Pct: 64.0

Rebounds/game: 3.9  
Assists/game: 1.5  
Turnovers/game: 2.2  
Assist/turnover ratio: 0.7  
Steals/game: 0.7

## 2016-17 GAME-BY-GAME STATISTICS

Opponent	Date	gs	min	fg	fga	pc	3fg	fga	pc	ft	fta	pc	off	def	tot	avg	pf	a	t/o	blk	stl	pts	avg
at Southeast Missouri	11-11-1	11	0-2	.000	0-1	.000	0-0	.000	0-0	.000	2	1	3	3.0	2	0	2	1	0	0	0	0.0	
at Bowling Green	11/15/16	9	0-1	.000	0-1	.000	0-0	.000	0-0	.000	0	0	0	1.5	0	0	1	0	0	0	0	0.0	
INDIANA STATE	11/19/16	13	2-8	250	0-3	.000	2-3	.667	1	1	2	1.7	0	1	0	1	0	6	2.0				
at Miami	11/22/16	9	1-2	500	1-1	1,000	0-0	.000	0	1	1	1.5	0	1	1	1	0	3	2.3				
HOWARD	11/26/16	11	1-4	250	1-4	.250	2-2	1,000	0	1	1	1.4	0	0	0	0	0	5	2.8				
ARKANSAS-PINE BLUFF	11/29/16	9	1-4	250	1-3	.333	2-2	1,000	0	1	1	1.3	0	0	0	2	0	1	5	3.2			
TENNESSEE TECH	12/2/16	20	6-10	600	5-7	.714	1-1	1,000	1	4	5	1.9	0	2	0	1	1	18	5.3				
at Ohio State	12/04/16	18	1-7	143	0-5	.000	0-0	.000	0	2	2	1.9	1	1	1	1	0	2	4.9				
XAVIER	12/11/16	13	1-2	500	1-2	.500	0-0	.000	0	1	1	1.8	1	0	0	1	0	3	4.7				
GEORGIA	12/15/16	17	1-4	250	1-4	.250	2-2	1,000	0	1	1	1.7	3	0	1	0	1	5	4.7				
CLARION	12/18/16	22	3-9	333	0-3	.000	0-0	.000	1	4	5	2.0	2	1	1	1	1	6	4.8				
EASTERN ILLINOIS	12/21/16	18	6-10	600	3-5	.600	0-0	.000	1	1	2	2.0	3	1	1	0	1	15	5.7				
CHICAGO STATE	12/28/16	19	4-8	500	1-2	.500	3-3	1,000	4	2	6	2.3	1	0	1	0	1	12	6.2				
at SMU	12/31/16	20	2-9	222	1-5	.200	0-0	.000	0	5	5	2.5	1	1	0	1	2	5	6.1				
UCF	01/04/17	21	3-8	375	0-2	.000	4-4	1,000	2	3	5	2.7	1	1	1	0	2	10	6.3				
HOUSTON	01/07/17	20	2-4	500	0-0	.000	2-2	1,000	0	2	2	2.6	0	1	0	1	0	1	6	6.3			
at Memphis	01/14/17	16	1-2	500	0-1	.000	2-2	1,000	0	1	1	2.5	2	0	1	1	0	4	6.2				
SMU	01/17/17	30	4-9	444	3-6	.500	2-2	1,000	0	2	2	2.5	1	2	1	1	2	13	6.6				
at UCF	01/24/17	16	1-4	250	1-3	.333	0-0	.000	0	0	0	2.4	3	0	0	0	1	3	6.4				
TULANE	01/28/17	18	2-4	500	0-2	.000	1-2	.500	0	3	3	2.4	3	1	3	0	0	5	6.3				
at USF	02/01/17	19	2-6	333	1-5	.200	0-0	.000	1	4	5	2.5	1	0	0	0	0	5	6.2				
UConn	02/07/17	11	1-6	167	1-5	.200	0-0	.000	0	2	2	2.5	1	0	0	0	0	3	6.1				
at Houston	02/11/17	24	4-6	667	4-5	.800	0-0	.000	0	2	2	2.5	1	0	2	0	2	12	6.3				
at Tulane	2/15/17	18	1-6	167	1-6	.167	0-0	.000	0	2	2	2.5	1	1	0	0	0	3	6.2				
MEMPHIS	02/18/17	19	3-6	500	0-1	.000	2-2	1,000	2	2	4	2.5	1	2	0	0	2	8	6.3				
at East Carolina	02/22/17	17	1-4	250	1-3	.333	1-2	.500	1	2	3	2.5	0	3	2	0	1	4	6.2				
at Temple	02/25/17	17	4-7	571	1-3	.333	0-2	.000	0	1	1	2.5	2	0	1	0	4	9	6.3				
TULSA	02/27/17	21	3-6	500	2-3	.667	0-0	.000	0	2	2	2.5	2	1	1	0	2	8	6.4				
vs Houston	3/3/2017	6	0-4	.000	0-2	.000	0-0	.000	0	0	0	2.4	0	0	0	0	0	0	6.1				
Totals		0	482	61-162	.377	30-93	.323	26-31	.839	16	53	69	2.4	33	20	23	9	26	178	6.1			

Games played: 29  
Minutes/game: 16.6  
Points/game: 6.1  
FG Pct: 37.7  
3FG Pct: 32.3  
FT Pct: 83.9

Rebounds/game: 2.4  
Assists/game: 0.7  
Turnovers/game: 0.8  
Assist/turnover ratio: 0.9  
Steals/game: 0.9  
Blocks/game: 0.3

## 2015-16 GAME-BY-GAME STATISTICS

Opponent	Date	gs	min	fg	fga	pc	3fg	fga	pc	off	def	tot	avg	pf	a	t/o	blk	stl	pts	avg
SAINT FRANCIS	11/14/15	19	1-11	.091	0-4	.000	0-0	.000	2	4	6	6.0	2	1	3	0	3	2	2.0	
NORTHERN KENTUCKY	11/18/15	12	2-2	1,000	0-0	.000	0-1	.000	0	0	0	3.0	4	0	1	0	2	4	3.0	
BOWLING GREEN	11/21/15	13	0-2	.000	0-2	.000	0-0	.000	0	0	0	2.0	0	0	0	0	0	1	0	2.0
vs Baylor	11/26/15	20	0-8	.000	0-3	.000	5-5	1,000	2	1	3	2.3	1	2	2	0	0	5	2.8	
vs Michigan State	11-27-1	17	2-6	.333	1-2	.500	2-4	.500	0	0	0	1.8	3	2	3	0	1	7	3.6	
at Detroit	12/02/15	5	0-4	.000	0-2	.000	0-0	.000	0	0	0	1.5	0	0	0	0	1	0	0	3.0
OHIO STATE	12/6/15	14	3-7	.429	1-2	.500	0-0	.000	2	1	3	1.7	2	0	1	0	0	7	3.6	
at Xavier	12/13/15	11	3-5	.600	2-4	.500	0-0	.000	1	1	2	1.8	1	0	1	0	0	8	4.1	
UT MARTIN	12/18/15	22	3-8	.375	2-6	.333	0-0	.000	0	3	3	1.9	2	1	1	0	0	8	4.6	
EASTERN ILLINOIS	12/20/15	23	1-4	.250	1-2	.500	1-2	.500	0	1	1	1.8	1	2	3	0	2	4	4.5	
at Georgia	12/23/15	14	2-4	.500	1-2	.500	0-0	.000	0	3	3	1.9	0	0	1	0	0	5	4.5	
UConn	12/30/15	15	2-4	.500	2-3	.667	1-2	.500	1	1	2	1.9	3	0	1	0	0	7	4.8	
at UCF	1/2/16	15	1-7	.143	0-3	.000	0-0	.000	2	1	3	2.0	0	1	0	0	1	2	4.5	
MEMPHIS	01/07/16	7	1-2	.500	1-2	.500	1-2	.500	0	1	1	1.9	0	0	0	0	1	4	4.5	
at Temple	01/10/16	18	2-5	.400	1-2	.500	0-0	.000	1	5	6	2.2	2	2	2	0	1	5	4.5	
at Tulsa	01/13/16	11	1-6	.167	1-4	.250	0-0	.000	0	2	2	2.2	2	0	0	0	0	3	4.4	
UCF	01/16/16	11	0-3	.000	0-2	.000	0-0	.000	0	0	0	2.1	0	0	1	1	0	0	4.2	
at East Carolina	01/20/16	11	1-3	.333	1-2	.500	0-0	.000	1	1	2	2.1	1	0	1	0	0	3	4.1	
SMU	01/27/16	9	0-4	.000	0-4	.000	0-0	.000	0	0	0	1.9	0	0	0	0	0	0	3.9	
HOUSTON	01/30/16	13	0-2	.000	0-1	.000	0-0	.000	0	1	1	1.9	0	0	0	0	0	0	3.7	
at USF	02/03/16	11	0-3	.000	0-1	.000	0-0	.000	1	1	2	1.9	1	0	0	0	1	0	3.5	
at Memphis	2/6/16	6	0-1	.000	0-1	.000	0-0	.000	1	0	1	1.9	1	1	1	0	0	0	3.4	
TEMPLE	02/09/16	8	0-2	.000	0-1	.000	0-0	.000	0	2	2	1.9	0	1	1	0	0	0	3.2	
USF	02/12/16	9	1-2	.500	1-2	.500	0-0	.000	1	1	1	1.8	2	0	1	1	0	3	3.2	
at UConn	02-17-1	8	1-2	.500	0-0	.000	0-0	.000	1	1	2	1.8	0	1	1	0	0	2	3.2	
at Houston	02/20/16	3	1-1	1,000	0-0	.000	0-0	.000	0	0	0	1.8	0	0	0	0	0	2	3.1	
EAST CAROLINA	02/24/16	8	0-1	.000	0-0	.000	0-0	.000	0	1	1	1.7	0	0	0	1	0	0	3.0	
TULSA	02/27/16	3	0-0	.000	0-0	.000	0-0	.000	0	1	1	1.7	0	0	0	0	1	0	2.9	
at Tulane	2/28/16	4	0-0	.000	0-0	.000	0-0	.000	0	0	0	1.7	2	2	0	0	0	0	2.8	
vs East Carolina	3/1/16	4	0-0	.000	0-0	.000	0-0	.000	0	1	1	1.6	1	0	0	0	0	0	2.7	
Totals		0	344	28-109	257	15-57	263	10-16	.625	15	34	49	1.6	31	16	26	4	13	81	2.7

## 2017-18 CINCINNATI BEARCATS



#25

## // CAREER HIGHS

Points	14 at Memphis, 1/14/17
Rebounds	12 at SEMO, 11/11/16
Assists	2 at Georgia, 12/23/15
Steals	1, 17x, last vs. Howard, 12/14/17
Blocks	2, vs. East Carolina, 1/21/17
Field Goals	6 at Memphis, 1/14/17
FG Attempts	8, 2x, last at Tulane, 2/15/17
3-Pt. FG	1, 3x, last vs. UConn, 2/7/17
3-Pt. FG Attempts	1, 10x, last vs. No. 22 USF, 1/3/18
Free Throws	4, 2x, last vs. Houston, 3/3/17
Free Throw Attempts	6 vs. Howard, 11/26/16
Minutes	34, vs. East Carolina, 1/21/17

## // MISCELLANEOUS

	2017-18	CAREER
Double Digit Points	--	4
Double Digit Rebounds	--	3
Double-Doubles	--	--
20-Plus Point Games	--	--
Games Led UC in Points	--	--
Games Led UC in Rebounds	--	6
Games Led UC in Assists	--	--

## CHELSEA WARREN

JUNIOR | RED OAK, TEXAS | RED OAK

**2017-18 Season // Junior:** Grabbed five rebounds vs. Slippery Rock (11/13) ... Scored six points vs. Howard (12/14).

**2016-17 Season // Sophomore:** Grabbed a career-high 12 rebounds at SEMO (11/11) ... totaled six points, four rebounds, and three steals vs. Indiana State (11/19) ... recorded five points and seven rebounds vs. Howard (11/26) ... scored 10 points vs. Eastern Illinois (12/21) ... grabbed 10 rebounds vs. Chicago State (12/28) ... scored a career-high 14 points at Memphis (1/14) ... tallied 12 points vs. East Carolina (1/21) ... posted eight points and eight rebounds vs. Tulane (1/28) ... totaled five points and four rebounds vs. No. 1 UConn (2/7).

**2015-16 Season // Freshman:** Played in all 30 games, averaging 3.3 rebounds and 2.0 points in 13.1 minutes per game ... totaled five rebounds and four points vs. Saint Francis (Pa.) (11/14) ... posted two points and four rebounds in seven minutes of play vs. Bowling Green (11/21) ... grabbed four rebounds vs. Ohio State (12/6) ... had two points and four rebounds at Georgia (12/23) ... totaled four points and six rebounds vs. UConn (12/30) ... added five points and five rebounds at UCF (1/2) ... grabbed five rebounds at Temple (1/10) ... scored a season-high eight points to go along with five rebounds vs. SMU (1/27) ... totaled four points and two rebounds at Memphis (2/6) ... grabbed a team-best three rebounds at UConn (2/17) ... tallied four points and four rebounds vs. East Carolina (2/24) ... scored a season-high nine points vs. East Carolina (3/4).

**High School:** Played for Red Oak High School in Red Oak, Texas ... named to the 4-A all-district team three times ... was twice selected to the all-region team and all-state team ... was a McDonalds All-America nominee and Gatorade Player of the Year nominee ... member of the National Honor Society

**Personal:** Majoring in psychology.



## WARREN CAREER STATISTICS

WARREN CAREER STATISTICS																				
Season	gp-gs	min/avg	Total		3-Point		F-Throws		Rebounds										Scoring	
			fg-fga	pct	fg-fga	pct	ft-fa	pct	off	def	tot	avg	pf	fo	ast	to	blk	stl	pts	avg
2015-16	30-0	394/13.1	25-78	.321	1-5	.200	10-16	.625	39	59	98	3.3	49	1	8	19	8	5	61	2.0
2016-17	30-28	680/22.7	59-116	.509	2-4	.500	33-55	.600	43	88	131	4.4	98	6	9	46	13	17	153	5.1
2017-18	15-0	100/6.7	5-16	.313	0-1	.000	4-7	.571	9	12	21	1.4	9	0	3	8	0	1	14	0.9
TOTAL	75-28	1174/15.7	89-210	.424	3-10	.300	47-78	.603	91	159	250	3.3	156	7	20	73	21	23	228	3.0

## WARREN GAME-BY-GAME STATISTICS

## 2017-18 GAME-BY-GAME STATISTICS

Opponent	Date	gs	min	fg	fga	pcr	3fg	3fga	pcr	ft	fta	pcr	off	def	tot	avg	pf	a	to	blk	stl	pts	avg
at ETSU	11/10/17	10	0-2	.000	0-0	.000	0-0	.000	0-0	.000	1	0	1	1.0	2	0	2	0	0	0	0	0.0	
SLIPPERY ROCK	11/13/17	10	0-2	.000	0-0	.000	0-0	.000	0-0	.000	2	3	5	3.0	2	0	2	0	0	0	0	0.0	
SOUTHEASTERN LA.	11/15/17	11	1-2	.500	0-0	.000	1-2	.500	1	1	2	2.7	0	1	0	0	0	0	0	3	1.0		
MIAMI	11/18/17	4	0-0	.000	0-0	.000	0-0	.000	1	1	2	2.5	1	0	0	0	0	0	0	0	0.8		
PITTSBURGH	11/21/17	6	1-1	1.000	0-0	.000	0-0	.000	0	0	0	2.0	0	0	1	0	0	0	2	1.0			
EASTERN KENTUCKY	11/25/17	5	0-1	.000	0-0	.000	0-0	.000	0	0	0	1.7	0	0	0	0	0	0	0	0	0.8		
SAINT FRANCIS	11/27/17	4	0-0	.000	0-0	.000	0-0	.000	1	1	2	1.7	1	1	1	0	0	0	0	0	0.7		
SOUTHEAST MISSOURI	11/30/17	8	0-1	.000	0-0	.000	1-2	.500	1	0	1	1.6	0	0	0	0	0	0	1	0.8			
at Old Dominion	12/03/17	8	0-0	.000	0-0	.000	0-0	.000	0	2	2	1.7	2	0	1	0	0	0	0	0.7			
at Xavier	12/10/17	2	0-1	.000	0-0	.000	0-0	.000	0	0	0	1.5	0	0	0	0	0	0	0	0.6			
HOWARD	12/14/17	14	2-3	.667	0-0	.000	2-3	.667	1	0	1	1.5	1	1	1	0	1	6	1.1				
OHIO STATE	12/17/17	5	0-0	.000	0-0	.000	0-0	.000	0	2	2	1.5	0	0	0	0	0	0	0	1.0			
BOWLING GREEN	12/21/17	6	1-2	.500	0-0	.000	0-0	.000	1	1	2	1.5	0	0	0	0	0	2	1.1				
at ECU	12/30/17	2	0-0	.000	0-0	.000	0-0	.000	0	0	0	1.4	0	0	0	0	0	0	0	1.0			
USF	01/03/18	5	0-1	.000	0-1	.000	0-0	.000	0	1	1	1.4	0	0	0	0	0	0	0	0.9			
Totals		0	100	5-16	.313	0-1	.000	4-7	.571	9	12	21	1.4	9	3	8	0	1	14	0.9			

Games played: 15  
Minutes/game: 6.7  
Points/game: 0.9  
FG Pct: 31.3  
3FG Pct: 0.0  
FT Pct: 57.1

Rebounds/game: 1.4  
Assists/game: 0.2  
Turnovers/game: 0.5  
Assist/turnover ratio: 0.4  
Steals/game: 0.1

## 2016-17 GAME-BY-GAME STATISTICS

Opponent	Date	gs	min	fg	fga	pcr	3fg	3fga	pcr	ft	fta	pcr	off	def	tot	avg	pf	a	to	blk	stl	pts	avg
at Southeast Missouri	11-11-1	* 25	1-7	.143	0-0	.000	3-4	.750	7	5	12	12.0	3	0	5	0	0	5	5.0				
at Bowling Green	11/15/16	* 12	1-1	1.000	0-0	.000	0-0	.000	0	0	0	6.0	4	0	0	0	0	2	3.5				
INDIANA STATE	11/19/16	* 27	3-5	.600	0-0	.000	0-1	.000	2	2	4	5.3	4	0	1	1	3	6	4.3				
at Miami	11/22/16	* 18	2-5	.400	0-0	.000	0-0	.000	0	3	3	4.8	3	0	4	1	1	4	4.3				
HOWARD	11/26/16	* 21	1-3	.333	0-0	.000	3-6	.500	3	4	7	5.2	5	0	1	1	0	5	4.4				
ARKANSAS-PINE BLUFF	11/29/16	* 21	1-1	1.000	0-0	.000	2-2	1.000	2	4	6	5.3	1	1	2	0	0	4	4.3				
TENNESSEE TECH	12/2/16	* 19	1-4	.250	0-0	.000	1-2	.500	2	3	5	5.3	2	0	2	1	0	3	4.1				
at Ohio State	12/04/16	* 24	1-2	.500	0-0	.000	0-0	.000	1	2	3	5.0	5	1	1	0	0	2	3.9				
XAVIER	12/11/16	* 25	3-6	.500	0-0	.000	0-0	.000	2	4	6	5.1	3	1	0	1	1	6	4.1				
GEORGIA	12/15/16	* 26	1-2	.500	0-0	.000	0-4	.000	1	2	3	4.9	3	1	3	0	1	2	3.9				
CLARION	12/18/16	* 14	2-5	.400	0-0	.000	0-0	.000	0	4	4	4.8	5	1	1	0	1	4	3.9				
EASTERN ILLINOIS	12/21/16	* 22	4-5	.800	0-0	.000	2-4	.500	2	2	4	4.8	2	0	0	0	0	10	4.4				
CHICAGO STATE	12/28/16	* 28	2-3	.667	0-0	.000	1-2	.500	1	9	10	5.2	1	1	2	0	0	5	4.5				
at SMU	12/31/16	* 24	1-3	.333	0-1	.000	0-2	.000	0	3	3	5.0	4	0	1	1	1	2	4.3				
UCF	01/04/17	* 25	1-1	1.000	0-0	.000	0-0	.000	1	2	3	4.9	4	0	1	0	0	2	4.1				
HOUSTON	01/07/17	* 16	1-3	.333	0-0	.000	1-1	1.000	2	3	5	4.9	5	0	2	0	0	3	4.1				
at Memphis	01/14/17	* 29	6-6	1.000	0-0	.000	2-3	.667	2	5	7	5.0	3	0	1	1	1	14	4.6				
SMU	01/17/17	* 25	1-2	.500	1-1	1.000	2-2	1.000	0	4	4	4.9	5	0	1	1	2	5	4.7				
EAST CAROLINA	01/21/17	* 34	5-5	1.000	0-0	.000	2-4	.500	0	3	3	4.8	0	0	1	2	0	12	5.1				
at UCF	01/24/17	* 30	0-1	.000	0-0	.000	2-4	.500	1	1	2	4.7	3	0	1	1	0	2	4.9				
TULANE	01/28/17	* 23	4-4	1.000	0-0	.000	0-0	.000	1	7	8	4.9	3	0	0	1	1	8	5.0				
at USF	02/01/17	* 22	2-5	.400	0-0	.000	2-2	1.000	1	2	3	4.8	2	1	1	0	0	6	5.1				
UCONN	02/07/17	* 25	2-5	.400	1-1	1.000	0-0	.000	1	3	4	4.7	2	0	3	0	1	5	5.1				
at Houston	02/11/17	* 20	3-4	.750	0-0	.000	4-4	1.000	1	2	3	4.7	5	0	3	0	0	10	5.3				
at Tulane	2/15/17	* 22	3-8	.375	0-0	.000	1-2	.500	4	1	5	4.7	3	0	2	1	1	7	5.4				
MEMPHIS	02/18/17	* 22	2-5	.400	0-0	.000	0-0	.000	2	0	2	4.6	3	1	1	0	1	4	5.3				
at East Carolina	02/22/17	* 17	1-4	.250	0-0	.000	0-0	.000	0	0	0	4.4	4	1	0	0	1	2	5.2				
at Temple	02/25/17	18	1-2	.500	0-1	.000	0-0	.000	0	2	2	4.3	3	0	1	0	1	2	5.1				
TULSA	02/27/17	27	2-6	.333	0-0	.000	1-2	.500	2	3	5	4.3	4	0	3	0	0	5	5.1				
vs Houston	3/3/2017	* 19	1-3	.333	0-0	.000	4-4	1.000	2	3	5	4.4	4	0	2	0	0	6	5.1				
Totals		28	680	59-116	.509	2-4	.500	33-55	.600	43	88	131	4.4	98	9	46	13	17	153	5.1			

Games played: 30  
Minutes/game: 22.7  
Points/game: 5.1  
FG Pct: 50.9  
3FG Pct: 50.0  
FT Pct: 60.0

Rebounds/game: 4.4  
Assists/game: 0.3  
Turnovers/game: 1.5  
Assist/turnover ratio: 0.2  
Steals/game: 0.6  
Blocks/game: 0.4

## 2015-16 GAME-BY-GAME STATISTICS

Opponent	Date	gs	min	fg	fga	pc	3fg	3fga	pc	ft	fta	pc	off	def	tot	avg	pf	a	to	blk	stl	pts	avg
SAINT FRANCIS	11/14/15	15	1-3	.333	0-0	.000	2-4	.500	4	1	5	5.0	2	0	1	0	0	4	4.0				
NORTHERN KENTUCKY	11/18/15	8	0-1	.000	0-0	.000	0-0	.000	0	1	1	3.0	1	0	0	0	0	0	2.0				
BOWLING GREEN	11/21/15	7	1-1	1.000	0-0	.000	0-0	.000	1	3	4	3.3	0	0	0	0	0	2	2.0				
vs Baylor	11/26/15	8	0-1	.000	0-1	.000	0-0	.000	0	3	3	3.3	1	0	0	0	0	0	1.5				
vs Michigan State	11-27-1	10	0-1	.000	0-0	.000	0-0	.000	1	0	1	2.8	2	0	1	0	0	0	1.2				
at Detroit	12/02/15	5	0-1	.000	0-0	.000	0-0	.000	1	2	3	2.8	3	0	0	0	0	0	1.0				
OHIO STATE	12/6/15	11	0-2	.000	0-0	.000	1-2	.500	3	1	4	3.0	5	0	1	0	0	1	1.0				
at Xavier	12/13/15	15	0-0	.000	0-0	.000	0-0	.000	1	2	3	3.0	2	0	0	0	0	0	0.9				
UT MARTIN	12/18/15	10	1-2	.500	0-0	.000	1-2	.500	1	0	1	2.8	1	0	0	0	0	3	1.1				
EASTERN ILLINOIS	12/20/15	24	1-3	.333	0-0	.000	0-0	.000	3	7	10	3.5	0	0	3	0	0	2	1.2				
at Georgia	12/23/15	15	1-5	.200	0-1	.000	0-0	.000	1	3	4	3.5	3	2	0	0	0	2	1.3				
UCONN	12/30/15	22	2-6	.333	0-1	.000	0-0	.000	1	5	6	3.8	1	1	0	1	0	4	1.5				
at UCF	1/2/16	18	2-3	.667	1-1	1.000	0-0	.000	1	4	5	3.8	1	0	0	0	1	5	1.8				
MEMPHIS	01/07/16	20	2-8	.250	0-1	.000	0-0	.000	3	1	4	3.9	0	0	1	1	1	4	1.9				
at Temple	01/10/16	11	0-2	.000	0-0	.000	0-0	.000	2	3	5	3.9	1	0	0	0	0	0	1.8				
at Tulsa	01/13/16	4	0-0	.000	0-0	.000	0-0	.000	0	0	0	3.7	0	0	1	0	0	0	1.7				
UCF	01/16/16	7	0-0	.000	0-0	.000	0-0	.000	0	1	1	3.5	2	0	0	1	0	0	1.6				
at East Carolina	01/20/16	12	1-2	.500	0-0	.000	1-1	1.000	3	1	4	3.6	2	1	1	1	0	3	1.7				
SMU	01/27/16	18	3-5	.600	0-0	.000	2-3	.667	4	1	5	3.6	1	0	0	1	0	8	2.0				
HOUSTON	01/30/16	14	0-1	.000	0-0	.000	0-0	.000	1	2	3	3.6	3	0	3	0	0	0	1.9				
at USF	02/03/16	10	1-3	.333	0-0	.000	0-0	.000	0	1	1	3.5	0	0	0	0	0	2	1.9				
at Memphis	2/6/16	15	2-2	1.000	0-0	.000	0-0	.000	0	2	2	3.4	1	0	2	0	0	4	2.0				
TEMPLE	02/09/16	16	0-3	.000	0-0	.000	0-0	.000	1	2	3	3.3	1	1	1	0	0	0	1.9				
USF	02/12/16	11	0-1	.000	0-0	.000	0-0	.000	0	1	1	3.3	4	0	1	0	0	0	1.8				
at UConn	02-17-1	12	0-2	.000	0-0	.000	0-0	.000	0	3	3	3.2	2	1	0	1	0	1	1.8				
at Houston	02/20/16	14	0-3	.000	0-0	.000	0-2	1.000	2	0	2	3.2	0	0	0	0	1	2	1.8				
EAST CAROLINA	02/24/16	15	2-4	.500	0-0	.000	0-0	.000	1	3	4	3.2	1	0	0	0	0	4	1.9				
TULSA	02/27/16	10	1-3	.333	0-0	.000	0-0	.000	1	1	2	3.2	1	0	2	0	0	2	1.9				
at Tulane	2/29/16	17	0-4	.000	0-0	.000	0-0	.000	1	2	3	3.2	4	1	1	1	0	1	1.8				
vs East Carolina	3/4/16	20	4-6	.667	0-0	.000	1-2	.500	2	4	6	3.3	2	1	0	0	0	9	2.0				
Totals		0	394	25-78	.321	1-5	200	10-16	.625	39	59	3.8	3.49	8	19	8	5	61	2.0				



## 2017-18 CINCINNATI BEARCATS



#12

## // CAREER HIGHS

Points	16 vs. Indiana State, 11/19/16
Rebounds	6, 4x, last vs. Eastern Illinois, 12/21/16
Assists	6 vs. Clarion, 12/18/16
Steals	3, 2x, last vs. Southeast Missouri, 11/30/17
Blocks	1, 6x, last at ECU, 12/30/17
Field Goals	7 vs. Indiana State, 11/19/16
FG Attempts	11 vs. Indiana State, 11/19/16
3-Pt. FG	2 vs. Southeastern Louisiana, 11/15/17
3-Pt. FG Attempts	4 at Xavier, 12/10/17
Free Throws	4, 4x, last vs. Southeastern Louisiana, 11/15/17
Free Throw Attempts	7 vs. Houston, 3/3/17
Minutes	32 vs. Eastern Kentucky, 11/25/17

## // MISCELLANEOUS

	2017-18	CAREER
Double Digit Points	1	3
Double Digit Rebounds	--	--
Double-Doubles	--	--
20-Plus Point Games	--	--
Games Led UC in Points	--	1
Games Led UC in Rebounds	--	--
Games Led UC in Assists	2	3

## ANTOINETTE MILLER

SOPHOMORE | DETROIT, MICH. | SOUTHFIELD-LATHRUP

**2017-18 Season // Sophomore:** Totaled a career-high 16 points, six rebounds, and four assists vs. Southeastern Louisiana (11/15) ... Posted nine points, three steals, and two assists vs. Southeast Missouri (11/30) ... Tallied seven points, three assists, and two rebounds at Xavier (12/10).

**2016-17 Season // Freshman:** Scored three points and grabbed two rebounds at SEMO in her first game as a Bearcat (11/11) ... posted a game-high 16 points vs. Indiana State (11/19) ... recorded 10 points and six rebounds at Miami (OH) (11/22) ... totaled six points and six assists vs. Clarion (12/18) ... tallied nine points, three rebounds, and two assists vs. East Carolina (1/21) ... scored 12 points at East Carolina (2/22) ... totaled eight points and three assists at No. 20 Temple (2/25).

**High School:** Helped guide the talent-laden Southfield-Lathrup Chargers to a 23-2 record as a junior and a district championship ... the team's leading scorer, Miller was named Third Team MLive Detroit, Fourth Team State Class A, Special Mention Associated Press Class A All-State, Honorable Mention Detroit News -- each as a junior -- and was selected as Third Team Preseason All-Metro by the Detroit Free Press for her senior season ... graded as an 89 and a three-star recruit by ESPN, Miller is also successful in the classroom as a member of the National Honor Society and has been an honor roll student throughout her high school career.

**Personal:** Majoring in health education - exercise & fitness.



## #12 MILLER, Antoinette

Opponent	Date	gs	min	Total		3-Pointers		Free throws		Rebounds				pf	a	t/o	blk	stl	pts	avg
				fg-fga	pct	3fg-fga	pct	ft-fa	pct	off	def	tot	avg							
at ETSU	11/10/17	17	1-2	.500	0-0	.000	4-6	.667	1	2	3	3.0	4	2	2	0	1	6	6.0	
SLIPPERY ROCK	11/13/17	21	1-3	.333	0-0	.000	0-3	.000	0	3	3	3.0	2	1	0	0	0	2	4.0	
SOUTHEASTERN LA.	11/15/17	31	5-10	.500	2-5	.400	4-6	.667	1	5	6	4.0	4	4	4	0	0	16	8.0	
MIAMI	11/18/17	21	0-3	.000	0-2	.000	2-2	1.000	0	2	2	3.5	2	2	1	0	0	2	6.5	
PITTSBURGH	11/21/17	28	2-4	.500	0-2	.000	0-0	.000	1	4	5	3.8	0	1	0	0	0	4	6.0	
EASTERN KENTUCKY	11/25/17	32	1-3	.333	0-0	.000	0-2	.000	0	2	2	3.5	3	1	0	1	2	2	5.3	
SAINT FRANCIS	11/27/17	26	0-4	.000	0-3	.000	1-2	.500	0	0	0	3.0	2	4	1	0	1	1	4.7	
SOUTHEAST MISSOURI	11/30/17	25	4-8	.500	0-0	.000	1-3	.333	0	2	2	2.9	2	1	1	0	3	9	5.3	
at Old Dominion	12/03/17	22	0-4	.000	0-1	.000	0-0	.000	1	2	3	2.9	2	4	3	1	1	0	4.7	
at Xavier	12/10/17	26	2-6	.333	1-4	.250	2-2	1.000	0	2	2	2.8	1	3	1	0	1	7	4.9	
HOWARD	12/14/17	22	0-3	.000	0-0	.000	2-2	1.000	0	1	1	2.6	1	4	5	0	1	2	4.6	
OHIO STATE	12/17/17	24	2-7	.286	0-1	.000	1-1	1.000	0	1	1	2.5	2	1	2	0	2	5	4.7	
BOWLING GREEN	12/21/17	17	1-6	.167	1-2	.500	0-0	.000	0	1	1	2.4	1	1	0	1	2	3	4.5	
at ECU	12/30/17	23	0-1	.000	0-1	.000	0-0	.000	0	2	2	2.4	3	2	3	1	1	0	4.2	
USF	01/03/18	16	0-4	.000	0-0	.000	1-4	.250	0	3	3	2.4	1	1	0	0	1	1	4.0	
Totals		0	351	19-68	.279	4-21	.190	18-33	.545	4	32	36	2.4	30	32	23	4	16	60	4.0

Games played: 15  
Minutes/game: 23.4  
Points/game: 4.0  
FG Pct: .27.9  
3FG Pct: 19.0  
FT Pct: 54.5

Rebounds/game: 2.4  
Assists/game: 2.1  
Turnovers/game: 1.5  
Assist/turnover ratio: 1.4  
Steals/game: 1.1  
Blocks/game: 0.3

			Total		3-Point		F-Throws		Rebounds											Scoring	
Season	gp-gs	min/avg	fg-fga	pct	fg-fga	pct	ft-fa	pct	off	def	tot	avg	pf	fo	ast	to	blk	stl	pts	avg	
2016-17	26-0	429/16.5	42-119	.353	3-12	.250	21-49	.429	20	40	60	2.3	40	0	33	36	3	14	108	4.2	
2017-18	15-0	351/23.4	19-68	.279	4-21	.190	18-33	.545	4	32	36	2.4	30	0	32	23	4	16	60	4.0	
TOTAL	41-0	780/19.0	61-187	.326	7-33	.212	39-82	.476	24	72	96	2.3	70	0	65	59	7	30	168	4.1	



## 2017-18 CINCINNATI BEARCATS




# ANGEL RIZOR

SOPHOMORE | ZEBULON, N.C. | EAST WAKE

**2017-18 Season // Sophomore:** Tallied six points and five rebounds vs. Slippery Rock (11/13) ... Totaled seven points and six rebounds vs. Southeastern Louisiana (11/15) ... Recorded a career-high nine rebounds as well as eight points vs. Pittsburgh (11/21) ... Scored a career-high 16 points to go along with six rebounds vs. Saint Francis (11/27) ... Recorded her first-career double-double with game highs of 15 points and 12 rebounds at Xavier (12/10) ... Scored 11 points vs. Howard (12/14) ... Totaled 15 points and eight rebounds vs. No. 13 Ohio State (12/17) ... Tallied 14 points, seven rebounds, and three steals at ECU (12/30) ... Led the Bearcats with 13 points as well as six points vs. No. 22 USF (1/3).

**Personal:** Majoring in health education - exercise & fitness.



## #4

### // CAREER HIGHS

Points	16 vs. Saint Francis, 11/27/17
Rebounds	12 at Xavier, 12/10/17
Assists	2, 6x, last vs. No. 13 Ohio State, 12/17/17
Steals	3, 4x, last at ECU, 12/30/17
Blocks	4 vs. Bowling Green, 12/21/17
Field Goals	7 vs. No. 13 Ohio State, 12/17/17
FG Attempts	12 vs. No. 13 Ohio State, 12/17/17
3-Pt. FG	--
3-Pt. FG Attempts	--
Free Throws	4, 4x, last at ECU, 12/30/17
Free Throw Attempts	8 vs. Pittsburgh, 11/21/17
Minutes	34 at Xavier, 12/10/17

### // MISCELLANEOUS

	2017-18	CAREER
Double Digit Points	6	8
Double Digit Rebounds	1	1
Double-Doubles	1	1
20-Plus Point Games	--	--
Games Led UC in Points	2	2
Games Led UC in Rebounds	2	4
Games Led UC in Assists	--	--

**2016-17 Season // Freshman:** Grabbed five rebounds at SEMO in her first game as a Bearcat (11/11) ... posted nine points and five rebounds vs. Arkansas-Pine Bluff (11/29) ... recorded six points and three rebounds vs. Clarion (12/18) ... tallied season highs of 10 points and seven rebounds vs. Chicago State (12/28) ... totaled seven points, four rebounds, and three steals vs. UCF (1/4) ... posted four points and five rebounds vs. SMU (1/17) ... recorded nine points and eight rebounds in her first start of the season at UCF (1/24) ... grabbed five rebounds vs. No. 1 UConn (2/7) ... totaled seven points and three rebounds at Tulane (2/15) ... Scored a season-best 12 points vs. Memphis (2/18).

**High School:** Two-sport star at East Wake High School – named all-conference in volleyball – parlayed a stellar junior season on the basketball court into All-District honors in the Raleigh, North Carolina area ... named all-conference as both a sophomore and junior and provided strong team leadership as the team's most valuable player the past two seasons ... rated a three-star prospect with a grade of 88 from ESPN and is ranked as the No 238 recruit in the country by Blue Star Basketball ... earned All-Academic Conference honors as a sophomore and junior.

### #04 RIZOR, Angel

Opponent	Date	gs	min	Total		3-Pointers		Free throws		Rebounds											
				fg	pts	3fg	pts	ft	pts	off	def	tot	avg	pf	a	t/o	blk	stl	pts	avg	
at ETSU	11/10/17	*	12	1-1	1,000	0-0	.000	0-0	.000	2	3	5	5.0	4	0	5	0	1	2	2.0	
SLIPPERY ROCK	11/13/17	*	14	3-7	.429	0-0	.000	0-1	.000	3	2	5	5.0	2	0	1	0	0	6	4.0	
SOUTHEASTERN LA.	11/15/17	*	21	3-5	.600	0-0	.000	1-1	1,000	0	6	6	5.3	1	0	2	1	0	7	5.0	
MIAMI	11/18/17	*	19	2-3	.667	0-0	.000	3-4	.750	1	1	2	4.5	2	0	1	0	0	7	5.5	
PITTSBURGH	11/21/17	*	22	2-6	.333	0-0	.000	4-8	.500	5	4	9	5.4	2	2	1	0	0	8	6.0	
EASTERN KENTUCKY	11/25/17	*	18	3-5	.600	0-0	.000	0-0	.000	1	1	2	4.8	2	1	4	1	0	6	6.0	
SAINT FRANCIS	11/27/17	*	21	6-7	.857	0-0	.000	4-4	1,000	5	1	6	5.0	5	2	1	0	1	16	7.4	
SOUTHEAST MISSOURI	11/30/17	*	26	2-4	.500	0-0	.000	0-0	.000	3	2	5	5.0	2	2	3	0	1	4	7.0	
at Old Dominion	12/03/17	*	20	1-1	1,000	0-0	.000	0-1	.000	2	1	3	4.8	5	2	1	0	1	2	6.4	
at Xavier	12/10/17	*	34	6-11	.545	0-0	.000	3-3	1,000	6	6	12	5.5	1	1	0	1	3	15	7.3	
HOWARD	12/14/17	*	23	5-5	1,000	0-0	.000	1-1	1,000	0	2	2	5.2	2	2	0	0	3	11	7.6	
OHIO STATE	12/17/17	*	25	7-12	.583	0-0	.000	1-2	.500	4	4	8	5.4	0	2	3	1	0	15	8.3	
BOWLING GREEN	12/21/17	*	23	3-6	.500	0-0	.000	2-2	1,000	1	4	5	5.4	1	1	2	4	0	8	8.2	
at ECU	12/30/17	*	29	5-10	.500	0-0	.000	4-6	.667	3	4	7	5.5	4	0	3	1	3	14	8.6	
USF	01/03/18	*	23	6-11	.545	0-0	.000	1-1	1,000	3	3	6	5.5	1	0	4	0	0	13	8.9	
Totals			15	330	55-94	.585	0-0	.000	24-34	.706	39	44	83	5.5	34	15	31	9	13	134	8.9

Games played: 15  
Minutes/game: 22.0  
Points/game: 8.9  
FG Pct: 58.5  
FT Pct: 70.6

Rebounds/game: 5.5  
Assists/game: 1.0  
Turnovers/game: 2.1  
Assist/turnover ratio: 0.5  
Steals/game: 0.9  
Blocks/game: 0.6

			Total		3-Point		F-Throws		Rebounds										Scoring	
Season	gp-gs	min/avg	fg-fga	pct	fg-fga	pct	ft-fga	pct	off	def	tot	avg	pf	fo	ast	to	blk	stl	pts	avg
2016-17	29-3	432/14.9	49-97	.505	0-0	.000	23-35	.657	53	56	109	3.8	40	0	6	31	14	8	121	4.2
2017-18	15-15	330/22.0	55-94	.585	0-0	.000	24-34	.706	39	44	83	5.5	34	2	15	31	9	13	134	8.9
TOTAL	44-18	762/17.3	104-191	.545	0-0	.000	47-69	.681	92	100	192	4.4	74	2	21	62	23	21	255	5.8

## 2017-18 CINCINNATI BEARCATS



# 1 1

## // CAREER HIGHS

Points	13 at Temple, 2/25/17
Rebounds	7 vs. Bowling Green, 12/21/17
Assists	3 vs. Arkansas-Pine Bluff, 11/29/16
Steals	1, 10x, last vs. No. 22 USF, 1/3/18
Blocks	1, 2x, last vs. Howard, 12/14/17
Field Goals	5, 2x, last at Temple, 2/25/17
FG Attempts	12 at SEMO, 11/11/16
3-Pt. FG	3, 3x, last vs. Bowling Green, 12/21/17
3-Pt. FG Attempts	7 at SEMO, 11/11/16
Free Throws	3 vs. Howard, 12/14/17
Free Throw Attempts	3 vs. Howard, 12/14/17
Minutes	34 vs. No. 22 USF, 1/3/18

## // MISCELLANEOUS

	2017-18	CAREER
Double Digit Points	1	4
Double Digit Rebounds	--	--
Double-Doubles	--	--
20-Plus Point Games	--	--
Games Led UC in Points	--	--
Games Led UC in Rebounds	1	1
Games Led UC in Assists	1	2

## SAM RODGERS


SOPHOMORE | CINCINNATI, OHIO | LAKOTA EAST

**2017-18 Season // Sophomore:** Scored eight points vs. Southeastern Louisiana (11/15) ... Totaled seven points and two rebounds at Old Dominion (12/3) ... Recorded five points and three rebounds vs. No. 13 Ohio State (12/17) ... Posted 11 points and seven rebounds vs. Bowling Green (12/21).

**2016-17 Season // Freshman:** Scored 12 points -- including a pair of three-pointers -- at SEMO in her first game as a Bearcat (11/11) ... totaled 11 points, including three three-pointers, vs. Arkansas-Pine Bluff (11/29) ... scored three points vs. Tulane (1/28) ... made three three-pointers vs. No. 1 UConn (2/7) ... posted season-best 13 points at No. 20 Temple (2/25).

**High School:** Catalyst in leading the Lakota East Thunderhawks to a 19-7 overall record and a third-place finish in the always-challenging Greater Miami Conference (GMC) ... named First Team All-GMC, selected to the District 15 All-Star Team, and was Honorable Mention 2015 Associated Press Southwest All-District ... put a dent in the East record book with most three-pointers in a game (5) and became the second all-time leading shot blocker in program history ... graded as an 88 and a three-star recruit by ESPN and rated as No. 297 in the country by Blue Star Basketball.

**Personal:** Majoring in food & nutrition.



## #11 RODGERS, Sam

Opponent	Date	gs	min	Total		3-Pointers		Free throws		Rebounds				pf	a	t/o	blk	stl	pts	avg	
				fg-fga	pct	3fg-fga	pct	ft-fa	pct	off	def	tot	avg								
at ETSU	11/10/17	*	20	1-3	.333	1-3	.333	0-0	.000	0	1	1	1.0	3	2	1	0	0	3	3.0	
SLIPPERY ROCK	11/13/17	*	15	1-2	.500	1-2	.500	0-0	.000	0	0	0	0.5	0	2	1	0	1	3	3.0	
SOUTHEASTERN LA.	11/15/17	*	9	2-3	.667	2-2	1.000	2-2	1.000	0	1	1	0.7	1	0	0	0	0	8	4.7	
MIAMI	11/18/17	*	5	1-2	.500	1-1	1.000	0-0	.000	0	0	0	0.5	0	0	0	0	0	3	4.3	
SOUTHEAST MISSOURI	11/30/17	*	19	0-4	.000	0-1	.000	0-0	.000	1	2	3	1.0	2	1	2	0	0	0	3.4	
at Old Dominion	12/03/17	*	30	3-6	.500	1-3	.333	0-0	.000	0	2	2	1.2	1	0	1	0	1	7	4.0	
at Xavier	12/10/17	*	25	1-4	.250	0-1	.000	0-0	.000	0	1	1	1.1	0	1	0	0	0	2	3.7	
HOWARD	12/14/17	*	14	1-3	.333	1-2	.500	3-3	1.000	0	0	0	1.0	1	1	0	1	1	6	4.0	
OHIO STATE	12/17/17	*	19	2-4	.500	1-2	.500	0-0	.000	0	3	3	1.2	1	1	0	0	0	5	4.1	
BOWLING GREEN	12/21/17	*	28	4-6	.667	3-3	1.000	0-0	.000	0	7	7	1.8	2	0	1	0	0	11	4.8	
at ECU	12/30/17	*	29	2-5	.400	1-2	.500	0-0	.000	0	4	4	2.0	0	1	1	0	0	5	4.8	
USF	01/03/18	*	34	0-4	.000	0-2	.000	2-2	1.000	0	1	1	1.9	2	2	0	0	1	2	4.6	
Totals			12	247	18-46	.391	12-24	.500	7-7	1.000	1	22	23	1.9	13	11	7	1	4	55	4.6

Games played: 12  
 Minutes/game: 20.6  
 Points/game: 4.6  
 FG Pct: 39.1  
 3FG Pct: 50.0  
 FT Pct: 100.0

Rebounds/game: 1.9  
 Assists/game: 0.9  
 Turnovers/game: 0.6  
 Assist/turnover ratio: 1.6  
 Steals/game: 0.3  
 Blocks/game: 0.1

Season	gp-gs	min/avg	Total		3-Point		F-Throws		Rebounds				pf	fo	ast	to	blk	stl	Scoring	
			fg-fga	pct	fg-fga	pct	ft-fita	pct	off	def	tot	avg							pts	avg
2016-17	19-1	272/14.3	25-75	.333	14-47	.298	4-4	1.000	4	19	23	1.2	17	0	15	12	1	6	68	3.6
2017-18	12-12	247/20.6	18-46	.391	12-24	.500	7-7	1.000	1	22	23	1.9	13	0	11	7	1	4	55	4.6
TOTAL	31-13	519/16.7	43-121	.355	26-71	.366	11-11	1.000	5	41	46	1.5	30	0	26	19	2	10	123	4.0

## MILLER GAME-BY-GAME STATISTICS

## RIZOR GAME-BY-GAME STATISTICS

## 2016-17 GAME-BY-GAME STATISTICS

Opponent	Date	gs	min	fg-fga	pcf	3fg-fga	pcf	ft-fa	pcf	off	def	tot	avg	pf	a	to	blk	stl	pts	avg
at Southeast Missouri	11-11-1	8	1-5	.200	1-3	.333	0-0	.000	2	0	2	2	2.0	1	1	0	0	0	3	3.0
at Bowling Green	11/15/16	19	1-5	.200	0-1	.000	2-2	1.000	2	4	6	4.0	1	2	1	0	1	4	3.5	
INDIANA STATE	11/19/16	26	7-11	.636	1-3	.333	1-4	.250	0	2	2	3.3	4	0	2	1	1	16	7.7	
at Miami	11/22/16	27	4-7	.571	1-1	1.000	1-1	1.000	0	6	6	4.0	2	0	4	0	0	10	8.3	
HOWARD	11/26/16	19	0-4	.000	0-1	.000	0-2	.000	2	4	6	4.4	0	1	2	0	1	0	6.6	
ARKANSAS-PINE BLUFF	11/29/16	17	0-5	.000	0-0	.000	0-0	.000	0	3	3	4.2	2	1	1	0	2	0	5.5	
TENNESSEE TECH	12/2/16	16	1-4	.250	0-0	.000	1-2	.500	0	1	1	3.7	2	0	1	0	0	3	5.1	
at Ohio State	12/04/16	11	1-4	.250	0-0	.000	1-2	.500	0	0	0	3.3	0	2	1	0	0	3	4.9	
XAVIER	12/11/16	8	0-1	.000	0-0	.000	0-0	.000	0	0	0	2.9	0	0	1	0	0	0	4.3	
GEORGIA	12/15/16	23	2-5	.400	0-0	.000	0-0	.000	1	1	2	2.8	2	1	3	0	1	4	4.3	
CLARION	12/18/16	25	2-4	.500	0-0	.000	2-3	.667	0	3	3	2.8	4	6	3	0	2	6	4.5	
EASTERN ILLINOIS	12/21/16	21	2-7	.286	0-0	.000	0-3	.000	4	2	6	3.1	2	2	4	0	3	4	4.4	
CHICAGO STATE	12/28/16	17	1-3	.333	0-0	.000	1-2	.500	2	1	3	3.1	2	1	1	0	0	3	4.3	
at SMU	12/31/16	16	0-3	.000	0-1	.000	1-2	.500	0	1	1	2.9	2	2	2	0	0	1	4.1	
UCF	01/04/17	7	1-2	.500	0-0	.000	0-0	.000	0	0	0	2.7	0	1	1	0	0	2	3.9	
HOUSTON	01/07/17	16	0-3	.000	0-1	.000	1-2	.500	2	2	4	2.8	2	1	1	0	0	1	3.8	
at Memphis	01/14/17	9	2-2	1.000	0-0	.000	0-1	.000	0	0	0	2.6	0	0	2	0	0	4	3.8	
SMU	01/17/17	10	1-5	.200	0-0	.000	1-2	.500	1	0	1	2.6	1	1	0	1	0	3	3.7	
EAST CAROLINA	01/21/17	22	4-6	.667	0-0	.000	1-4	.250	1	2	3	2.6	0	2	1	0	0	9	4.0	
at UCF	01/24/17	17	1-4	.250	0-0	.000	0-0	.000	1	0	1	2.5	0	1	1	0	1	2	3.9	
at Tulane	2/15/17	8	0-2	.000	0-0	.000	0-0	.000	1	1	2	2.5	2	0	0	0	0	0	3.7	
MEMPHIS	02/18/17	11	0-1	.000	0-0	.000	0-0	.000	0	1	1	2.4	0	0	1	0	0	0	3.5	
at East Carolina	02/22/17	21	5-9	.556	0-0	.000	4-5	.800	0	2	2	2.4	1	2	1	0	1	14	4.0	
at Temple	02/25/17	18	4-10	.400	0-1	.000	0-3	.000	0	1	1	2.3	3	3	1	0	0	8	4.2	
TULSA	02/27/17	21	1-4	.250	0-0	.000	0-2	.000	1	1	2	2.3	3	3	0	1	1	2	4.1	
vs Houston	3/3/2017	16	1-3	.333	0-0	.000	4-7	.571	0	2	2	2.3	4	0	1	0	0	6	4.2	
Totals		0	429	42-119	.353	3-12	.250	21-49	.429	20	40	60	2.3	40	33	36	3	14	108	4.2

Games played: 26  
Minutes/game: 16.5  
Points/game: 4.2  
FG Pct: 35.3  
3FG Pct: 25.0  
FT Pct: 42.9

Rebounds/game: 2.3  
Assists/game: 1.3  
Turnovers/game: 1.4  
Assist/turnover ratio: 0.9  
Steals/game: 0.5  
Blocks/game: 0.1

## 2016-17 GAME-BY-GAME STATISTICS

Opponent	Date	gs	min	fg-fga	pcf	3fg-fga	pcf	ft-fa	pcf	off	def	tot	avg	pf	a	to	blk	stl	pts	avg
at Southeast Missouri	11-11-1	7	0-3	.000	0-0	.000	1-2	.500	5	0	5	5.0	0	0	0	0	0	1	1.0	
at Bowling Green	11/15/16	23	2-4	.500	0-0	.000	0-0	.000	2	2	4	4.5	1	1	0	1	0	4	2.5	
INDIANA STATE	11/19/16	12	1-3	.333	0-0	.000	0-0	.000	0	0	0	3.0	0	0	0	0	1	2	2.3	
at Miami	11/22/16	19	0-2	.000	0-0	.000	2-4	.500	1	2	3	3.0	0	0	0	1	1	2	2.3	
HOWARD	11/26/16	9	2-3	.667	0-0	.000	0-0	.000	2	0	2	2.8	1	0	2	1	0	4	2.6	
ARKANSAS-PINE BLUFF	11/29/16	15	3-9	.333	0-0	.000	3-5	.600	5	0	5	3.2	3	1	2	0	1	9	3.7	
TENNESSEE TECH	12/2/16	13	3-4	.750	0-0	.000	0-0	.000	2	1	3	3.1	1	0	1	1	0	6	4.0	
at Ohio State	12/04/16	9	0-1	.000	0-0	.000	0-0	.000	1	2	3	3.1	0	0	1	0	0	0	3.5	
GEORGIA	12/15/16	4	0-0	.000	0-0	.000	0-0	.000	1	1	2	3.0	0	0	2	0	0	0	3.1	
CLARION	12/18/16	14	3-5	.600	0-0	.000	0-0	.000	1	2	3	3.0	2	0	1	0	0	6	3.4	
EASTERN ILLINOIS	12/21/16	12	1-2	.500	0-0	.000	0-0	.000	2	1	3	3.0	4	0	0	1	0	2	3.3	
CHICAGO STATE	12/28/16	11	4-4	1.000	0-0	.000	2-2	1.000	2	5	7	3.3	0	1	0	2	0	10	3.8	
at SMU	12/31/16	15	0-2	.000	0-0	.000	0-0	.000	1	6	7	3.6	4	0	1	1	0	0	3.5	
UCF	01/04/17	21	3-5	.600	0-0	.000	1-2	.500	3	1	4	3.6	3	0	1	1	3	7	3.8	
HOUSTON	01/07/17	21	3-5	.600	0-0	.000	0-0	.000	1	2	3	3.6	0	1	0	0	0	6	3.9	
at Memphis	01/14/17	11	0-0	.000	0-0	.000	0-0	.000	0	1	1	3.4	2	0	2	1	0	0	3.7	
SMU	01/17/17	18	1-3	.333	0-0	.000	2-4	.500	1	4	5	3.5	2	0	1	1	0	4	3.7	
EAST CAROLINA	01/21/17	9	2-2	1.000	0-0	.000	2-2	1.000	1	1	2	3.4	0	0	1	0	0	6	3.8	
at UCF	01/24/17	23	4-6	.667	0-0	.000	1-2	.500	2	6	8	3.7	3	0	2	0	0	9	4.1	
TULANE	01/28/17	26	2-6	.333	0-0	.000	0-0	.000	4	1	5	3.8	2	0	3	1	0	4	4.1	
at USF	02/01/17	12	2-4	.500	0-0	.000	1-2	.500	1	1	2	3.7	0	0	1	0	0	5	4.1	
UCONN	02/07/17	13	1-2	.500	0-0	.000	0-0	.000	2	3	5	3.7	1	0	1	0	0	2	4.0	
at Houston	02/11/17	18	2-3	.667	0-0	.000	0-0	.000	1	1	2	3.7	2	0	0	0	0	4	4.0	
at Tulane	2/15/17	15	3-6	.500	0-0	.000	1-2	.500	2	1	3	3.6	0	0	2	0	1	7	4.2	
MEMPHIS	02/18/17	21	5-6	.833	0-0	.000	2-2	1.000	3	1	4	3.6	3	1	1	0	0	12	4.5	
at East Carolina	02/22/17	21	2-4	.500	0-0	.000	1-2	.500	2	2	4	3.7	2	1	1	1	0	5	4.5	
at Temple	02/25/17	17	0-0	.000	0-0	.000	4-4	1.000	1	1	2	3.6	2	0	1	1	1	4	4.5	
TULSA	02/27/17	11	0-2	.000	0-0	.000	0-0	.000	3	3	6	3.7	1	0	3	0	0	0	4.3	
vs Houston	3/3/2017	12	0-1	.000	0-0	.000	0-0	.000	1	5	6	3.8	1	0	1	0	0	0	4.2	
Totals		3	432	49-97	.505	0-0	.000	23-35	.657	53	56	109	3.8	40	6	31	14	8	121	4.2

Games played: 29  
Minutes/game: 14.9  
Points/game: 4.2  
FG Pct: 50.5  
FT Pct: 65.7

Rebounds/game: 3.8  
Assists/game: 0.2  
Turnovers/game: 1.1  
Assist/turnover ratio: 0.2  
Steals/game: 0.3  
Blocks/game: 0.5

## RODGERS GAME-BY-GAME STATISTICS

## 2016-17 GAME-BY-GAME STATISTICS

Opponent	Date	g	min	fg	fga	3fg	3fga	ft	fta	pts	off	def	tot	avg	pf	a	to	blk	stl	pts	avg
at Southeast Missouri	11-11-1	29	5-12	.417	2-7	.286	0-0	.000	0	0	0	0	0.0	1	2	0	0	1	12	12.0	
at Bowling Green	11/15/16	17	0-7	.000	0-4	.000	0-0	.000	0	0	0	0	0.0	0	1	0	0	0	0	6.0	
INDIANA STATE	11/19/16	13	0-3	.000	0-2	.000	0-0	.000	0	1	1	0.3	1	1	0	0	0	0	0	4.0	
at Miami	11/22/16	10	0-1	.000	0-1	.000	0-0	.000	1	1	2	0.8	0	0	0	0	0	1	0	3.0	
HOWARD	11/26/16	8	1-2	.500	1-2	.500	0-0	.000	0	3	3	1.2	1	2	0	0	0	0	0	3.0	
ARKANSAS-PINE BLUFF	11/29/16	25	3-4	.750	3-3	1.000	2-2	1.000	1	3	4	1.7	0	3	1	0	0	0	11	4.3	
TENNESSEE TECH	12/2/16	19	2-3	.667	2-3	.667	0-0	.000	0	1	1	1.6	1	0	0	0	0	1	6	4.6	
at Ohio State	12/04/16	22	0-7	.000	0-4	.000	0-0	.000	0	2	2	1.6	1	1	0	0	0	0	0	4.0	
XAVIER	12/11/16	23	2-4	.500	0-2	.000	0-0	.000	0	3	3	1.8	1	0	2	0	1	4	4.0		
at UCF	01/24/17	2	0-0	.000	0-0	.000	0-0	.000	0	0	0	1.6	2	0	0	0	0	0	0	3.6	
TULANE	01/28/17	6	1-3	.333	1-3	.333	0-0	.000	0	0	0	1.5	1	1	1	0	0	0	3	3.5	
at USF	02/01/17	10	1-2	.500	0-1	.000	0-0	.000	0	0	0	1.3	2	0	0	0	0	0	2	3.4	
UCONN	02/07/17	14	3-3	1.000	3-3	1.000	0-0	.000	0	1	1	1.3	0	0	2	1	0	0	9	3.8	
at Houston	02/11/17	10	1-3	.333	1-2	.500	0-0	.000	0	2	2	1.4	0	1	0	0	0	0	3	3.8	
at Tulane	2/15/17	3	0-0	.000	0-0	.000	0-0	.000	0	0	0	1.3	0	0	2	0	0	0	0	3.5	
MEMPHIS	02/18/17	3	0-1	.000	0-1	.000	0-0	.000	0	0	0	1.2	0	0	0	0	0	0	0	3.3	
at Temple	02/25/17	26	5-7	.714	1-2	.500	2-2	1.000	1	1	1	1.2	0	2	2	0	1	13	3.9		
TULSA	02/27/17	16	1-6	.167	0-3	.000	0-0	.000	1	0	1	1.2	2	0	1	0	2	0	2	3.8	
vs Houston	3/30/2017	16	0-7	.000	0-4	.000	0-0	.000	1	1	2	1.2	4	1	1	0	1	0	0	3.6	
Totals		1	272	25-75	33-47	.298	4-4	1.000	4	19	23	1.2	17	15	12	1	6	68	3.6		



## 2017-18 CINCINNATI BEARCATS



#35

## I'LIYAH GREEN

FRESHMAN | LOUISVILLE, KY. | MALE

**2017-18 Season // Redshirt Freshman:** Scored three points vs. Southeastern Louisiana (11/15).

**2016-17 Season // Freshman:** Missed season due to injury.

**High School:** Leading scorer, rebounder, and shot blocker for a Male High School team which reached the Final Four of the Kentucky Class 6A State Tournament ... named All-District 26 and Second Team All-Seventh Region as a junior ... following a fantastic state tournament where the multitalented player just missed a triple double by one block in the tournament Sweet

16, Green was selected to the All-Seventh Region Tournament team ... ranked as a three-star recruit and graded as an 89 by ESPN.

**Personal:** Daughter of former University of Louisville football All-American Ibn Green ... majoring in psychology.

## #35 GREEN, I'Liyah

Opponent	Date	gs	min	Total		3-Pointers		Free throws		Rebounds				pf	a	t/o	blk	stl	pts	avg
				fg-fga	pct	3fg-fga	pct	ft-fa	pct	off	def	tot	avg							
SLIPPERY ROCK	11/13/17	2	0-0	.000	0-0	.000	0-0	.000	0-0	0	0	0	0.0	0	0	0	0	0	0	0.0
SOUTHEASTERN LA.	11/15/17	5	1-1	1.000	0-0	.000	1-2	.500	0	1	1	0.5	1	0	1	1	0	0	3	1.5
PITTSBURGH	11/21/17	2	0-0	.000	0-0	.000	0-0	.000	0	0	0	0.3	0	0	0	0	0	0	0	1.0
HOWARD	12/14/17	4	0-1	.000	0-0	.000	0-0	.000	1	0	1	0.5	1	0	0	0	0	0	0	0.8
BOWLING GREEN	12/21/17	1	0-0	.000	0-0	.000	0-0	.000	0	0	0	0.4	0	0	0	0	0	0	0	0.6
Totals		0	14	1-2	.500	0-0	.000	1-2	.500	1	1	2	0.4	2	0	1	1	0	3	0.6

Games played: 5  
Minutes/game: 2.8  
Points/game: 0.6  
FG Pct: 50.0  
FT Pct: 50.0

Rebounds/game: 0.4  
Turnovers/game: 0.2  
Blocks/game: 0.2



#5

## GENESIS PARKER

SOPHOMORE | BRISTOW, VA. | VIRGINIA TECH

**2017-18 Season // Sophomore:** Saw her first action as a Bearcat at Xavier (12/10) ... Scored her first points as a Bearcat vs. Bowling Green (12/21) ... Knocked down a 3-pointer vs. No. 22 USF (1/3).

**Prior to UC:** Played in each of Virginia Tech's first five games of 2016-17, averaging 2.0 points per game and scoring a season-best seven points in the season opener against UNC Asheville.

**High School:** A four-star recruit, ranked 62nd overall in the class of 2016 and 18th among guards by ESPN HoopGurlz ... Named USA Today Second Team All-Virginia following her senior campaign as well as to the VHSL 1st-team 6A All-State team for the second consecutive season ... Helped team to

the North Virginia 6A title in 2014 and was named to the All-Tournament team ... Team was the VHSL State 6A Runner-Up in 2014 ... Was the Region 6A Conference 8 Honorable Mention in 2014 and followed up with Most Valuable Player honors in 2015 ... Earned Washington Post Honorable Mention in 2014 and was an All-Metropolitan Player in 2015 ... Named the 2014 Tina Thomas She Got Game Most Valuable Player ... Was the Beast of the East Bracket Most Valuable Player and the Art Turner Memorial Tip Off Showcase Player of the Game.

**Personal:** Majoring in pre-pharmacy ... Graduated high school cum laude ... Leads bible study for senior citizens.

## #05 PARKER, Genesis

Opponent	Date	gs	min	Total		3-Pointers		Free throws		Rebounds				pf	a	t/o	blk	stl	pts	avg
				fg-fga	pct	3fg-fga	pct	ft-fa	pct	off	def	tot	avg							
at Xavier	12/10/17	3	0-1	.000	0-0	.000	0-0	.000	0	0	0	0.0	1	0	1	0	0	0	0	0.0
BOWLING GREEN	12/21/17	5	1-2	.500	0-0	.000	0-1	.000	0	0	0	0.0	0	1	1	0	0	2	1.0	1.0
at ECU	12/30/17	1	0-0	.000	0-0	.000	0-0	.000	0	0	0	0.0	0	0	1	0	0	0	0	0.7
USF	01/03/18	10	1-3	.333	1-3	.333	0-2	.000	0	0	0	0.0	0	0	1	0	0	3	1.3	1.3
Totals		0	19	2-6	.333	1-3	.333	0-3	.000	0	0	0	0.0	1	1	4	0	0	5	1.3

Games played: 4  
Minutes/game: 4.8  
Points/game: 1.3  
FG Pct: 33.3  
3FG Pct: 33.3  
FT Pct: 0.0

Assists/game: 0.3  
Turnovers/game: 1.0  
Assist/turnover ratio: 0.3

## 2017-18 CINCINNATI BEARCATS



#13

## BRIANNA LIVINGSTON

FRESHMAN | SCARBOROUGH, ONTARIO | WILFRED LAURIER

**2017-18 Season // Freshman:** Scored four points vs. Slippery Rock (11/13) ... Totaled three assists, two points, two rebounds, and two blocks vs. No. 13 Ohio State (12/17) ... Grabbed three rebounds vs. No. 22 USF (1/3).

and all-star team) and the U.S. Junior Nationals All-Star Team in 2015.

**Personal:** Majoring in exploratory studies.

**High School:** Averaged 25.0 points per game for her prep school ... Recognized on various all-tournament teams, including at the Rose Classic (second all-tournament team

#13 LIVINGSTON, Brianna

Opponent	Date	gs	min	Total		3-Pointers		Free throws		Rebounds			pf	a	t/o	blk	stl	pts	avg	
				fg-fga	pct	3fg-fga	pct	ft-fta	pct	off	def	tot								avg
at ETSU	11/10/17	1	0-0	.000	0-0	.000	0-0	.000	0	0	0	0	0	0	0	0	0	0	0.0	
SLIPPERY ROCK	11/13/17	6	2-4	.500	0-0	.000	0-0	.000	0	1	1	0.5	0	0	2	1	0	4	2.0	
SOUTHEASTERN LA.	11/15/17	13	2-2	1.000	0-0	.000	0-0	.000	1	1	2	1.0	2	0	4	0	0	4	2.7	
PITTSBURGH	11/21/17	5	0-4	.000	0-0	.000	2-2	1.000	1	1	2	1.3	0	0	0	0	1	2	2.5	
EASTERN KENTUCKY	11/25/17	11	1-3	.333	0-0	.000	0-0	.000	3	1	4	1.8	1	2	0	0	0	2	2.4	
SAINT FRANCIS	11/27/17	7	1-1	1.000	0-0	.000	0-0	.000	0	1	1	1.7	1	1	1	0	1	2	2.3	
SOUTHEAST MISSOURI	11/30/17	3	0-0	.000	0-0	.000	0-0	.000	0	0	0	1.4	0	0	0	0	0	0	2.0	
HOWARD	12/14/17	12	0-3	.000	0-0	.000	0-0	.000	2	0	2	1.5	2	2	0	0	1	0	1.8	
OHIO STATE	12/17/17	13	1-4	.250	0-1	.000	0-0	.000	2	0	2	1.6	3	3	2	2	0	2	1.8	
BOWLING GREEN	12/21/17	6	0-0	.000	0-0	.000	0-0	.000	0	0	0	1.4	1	1	0	0	0	0	1.6	
at ECU	12/30/17	3	0-0	.000	0-0	.000	0-0	.000	0	0	0	1.3	0	0	0	0	0	0	1.5	
USF	01/03/18	7	0-1	.000	0-0	.000	0-0	.000	2	1	3	1.4	0	0	1	0	0	0	1.3	
Totals		0	87	7-22	.318	0-1	.000	2-2	1.000	11	6	17	1.4	10	9	10	3	3	16	1.3

Games played: 12  
Minutes/game: 7.3  
Points/game: 1.3  
FG Pct: 31.8  
3FG Pct: 0.0  
FT Pct: 100.0

Rebounds/game: 1.4  
Assists/game: 0.8  
Turnovers/game: 0.8  
Assist/turnover ratio: 0.9  
Steals/game: 0.3  
Blocks/game: 0.3



#10

## MICHAELA PORTER

FRESHMAN | PITTSBURGH, PA. | OBAMA ACADEMY

**2017-18 Season // Freshman:** Totaled four points and four rebounds in her collegiate debut at ETSU (11/10) ... Grabbed six rebounds vs. Slippery Rock (11/13) ... Recorded 11 points and five rebounds vs. Miami (OH) (11/18) ... Corralled eight rebounds vs. Howard (12/14).

part of four city championship teams ... Won the 2016 AAU adidas Gauntlet National Championship with the Western PA Bruins ... Ranked as a three-star recruit by ESPN.

**Personal:** Father, Darelle, starred in basketball at Pittsburgh ... Brother, DJ, currently plays basketball at Saint Francis (NY) ... Majoring in pre-pharmacy.

**High School:** Averaged 15.4 ppg, 9.1 rpg, 4.2 stls, 3.2 asts at Obama Academy, scoring more than 1,000 career points ... 2016 Pittsburgh City League Player of the Year and recent inductee into the Pittsburgh City League Junior Hall of Fame ... Named All-City throughout her high school career ... Integral

#10 PORTER, Michaela

Opponent	Date	gs	min	Total		3-Pointers		Free throws		Rebounds			pf	a	t/o	blk	stl	pts	avg	
				fg	pct	3fg	pct	ft	pct	off	def	tot								avg
at ETSU	11/10/17	10	2-4	.500	0-1	.000	0-0	.000	2	2	4	4.0	2	0	0	0	0	4	4.0	
SLIPPERY ROCK	11/13/17	16	0-2	.000	0-1	.000	1-2	.500	1	5	6	5.0	3	1	1	0	0	1	2.5	
SOUTHEASTERN LA.	11/15/17	10	1-1	1.000	0-0	.000	0-0	.000	0	1	1	3.7	5	3	1	0	1	2	2.3	
MIAMI	11/18/17	25	3-5	.600	2-4	.500	3-4	.750	2	3	5	4.0	2	1	2	1	0	11	4.5	
PITTSBURGH	11/21/17	*	22	1-4	.250	0-3	.000	1-2	.500	0	4	4	4.0	2	0	0	0	1	3	4.2
EASTERN KENTUCKY	11/25/17	*	17	0-0	.000	0-0	.000	2-2	1.000	0	4	4	4.0	3	1	0	0	0	2	3.8
SAINT FRANCIS	11/27/17	*	13	1-7	.143	1-3	.333	0-0	.000	1	4	5	4.1	1	0	5	0	0	3	3.7
SOUTHEAST MISSOURI	11/30/17	2	0-1	.000	0-1	.000	0-0	.000	0-0	0	0	0	3.6	0	0	0	0	0	0	3.3
at Old Dominion	12/03/17	5	0-0	.000	0-0	.000	0-0	.000	0-0	0	1	1	3.3	0	0	0	0	0	0	2.9
HOWARD	12/14/17	16	0-6	.000	0-4	.000	0-0	.000	0-0	2	6	8	3.8	3	4	1	0	0	0	2.6
OHIO STATE	12/17/17	3	0-0	.000	0-0	.000	0-0	.000	0-0	0	1	1	3.5	1	1	1	0	0	0	2.4
BOWLING GREEN	12/21/17	1	1-1	1.000	0-0	.000	0-0	.000	0-0	0	0	0	3.3	1	0	1	0	0	2	2.3
at ECU	12/30/17	2	0-0	.000	0-0	.000	0-0	.000	0-0	0	0	0	3.0	0	0	2	0	0	0	2.2
USF	01/03/18	6	0-1	.000	0-1	.000	0-0	.000	0-0	0	4	4	3.1	4	0	1	1	0	0	2.0
Totals		3	148	9-32	.281	3-18	.167	7-10	.700	8	35	43	3.1	27	11	15	2	2	28	2.0

Games played: 14  
Minutes/game: 10.6  
Points/game: 2.0  
FG Pct: 28.1  
3FG Pct: 16.7  
FT Pct: 70.0

Rebounds/game: 3.1  
Assists/game: 0.8  
Turnovers/game: 1.1  
Assist/turnover ratio: 0.7  
Steals/game: 0.1  
Blocks/game: 0.1



## 2017-18 CINCINNATI BEARCATS



# ANDEIJA PUCKETT

FRESHMAN | GRIFFIN, GA. | GRIFFIN

**2017-18 Season // Freshman:** Totaled eight points and two assists in six minutes vs. Pittsburgh (11/21).

**High School:** Averaged 18.0 ppg, 10.0 rpg, 5.0 bpg, 3.0 spg at Griffin High School ... First Team AAAA All-Region selection throughout her high school career ... Named to the Georgia Athletic Coaches Association (GACA) All-State Team ... All-time leading scorer and rebounder in Griffin High School history with more than 1330 points and 790 rebounds ... Selected as the Most Valuable Player of the rising All-Star Game in 2016 and was a Atlanta Journal-Constitution Honorable Mention AAAA All-State selection in 2016 ... Three-star recruit by ESPN, Puckett also rated as a Top-100 recruit nationally by both Peach

State Basketball Report (#68) and Blue Star Basketball (#90) ... Considered Wake Forest and West Virginia.

**Personal:** Father, Willie, played basketball collegiately at Georgia Southern ... Majoring in exploratory studies with a minor in communication.

## #40

#40 PUCKETT, Andeija

Opponent	Date	gs	min	Total		3-Pointers		Free throws		Rebounds				pf	a	t/o	blk	stl	pts	avg
				fg-fga	pct	3fg-fga	pct	ft-fa	pct	off	def	tot	avg							
SLIPPERY ROCK	11/13/17	7		0-2	.000	0-0	.000	1-2	.500	0	1	1	1.0	0	1	2	1	0	1	1.0
SOUTHEASTERN LA.	11/15/17	4		1-1	1.000	0-0	.000	1-1	1.000	0	0	0	0.5	1	0	1	0	0	3	2.0
PITTSBURGH	11/21/17	6		4-4	1.000	0-0	.000	0-0	.000	0	1	1	0.7	2	0	1	0	2	8	4.0
at Old Dominion	12/03/17	2		0-0	.000	0-0	.000	0-0	.000	0	0	0	0.5	1	0	1	0	0	0	3.0
HOWARD	12/14/17	3		1-3	.333	0-0	.000	1-2	.500	1	1	2	0.8	0	0	0	0	0	3	3.0
at ECU	12/30/17	0		0-0	.000	0-0	.000	0-0	.000	0	0	0	0.7	0	0	0	0	0	0	2.5
Totals		0	22	6-10	.600	0-0	.000	3-5	.600	1	3	4	0.7	4	1	5	1	2	15	2.5

Games played: 6  
Minutes/game: 3.7  
Points/game: 2.5  
FG Pct: 60.0  
FT Pct: 60.0

Rebounds/game: 0.7  
Assists/game: 0.2  
Turnovers/game: 0.8  
Assist/turnover ratio: 0.2  
Steals/game: 0.3  
Blocks/game: 0.2



# IIMAR' THOMAS

FRESHMAN | OAKLAND, CALIF. | SACRED HEART CATHEDRAL PREP

**2017-18 Season // Freshman:** Totaled 19 points and eight rebounds in her collegiate debut at ETSU (11/10) ... Tallied 18 points, five rebounds, two assists, and two blocks vs. Slippery Rock (11/13) ... Posted first collegiate double-double with 15 points and 10 rebounds vs. Southeastern Louisiana (11/15) ... Recorded 13 points and seven rebounds vs. Miami (OH) (11/18) ... Totaled 14 points and five rebounds vs. Eastern Kentucky (11/25) ... Posted 12 points and seven rebounds vs. Southeast Missouri (11/30) ... Tallied double-double with 19 points and 11 rebounds vs. Howard (12/14) ... Notched 15 points and nine rebounds vs. No. 13 Ohio State (12/17) ... Totaled 14 points and five rebounds at ECU (12/30) ... Scored 12 points vs. No. 22 USF (1/3).

Sacred Heart Cathedral Prep ... Named West Catholic Athletic League (WCAL) Player of the Year, San Francisco Chronicle Player of the Year, Sportstar Magazine NorCal Player of the Year, and NorCalPreps.com NorCal Player of the Year in 2017 ... First Team All-Metro Bay Area selection and a Second Team All-State pick ... Helped lead Sacred Heart to a 2016 California Division III State Championship ... An 1,000-point career scorer at Sacred Heart ... Ranked as a five-star recruit by NorCal Preps and a three-star recruit by ESPN ... Chose UC over Providence.

**Personal:** Majoring in exploratory studies ... Entered high school at 12 years old and began college at 16 ... Cousin of former NBA player Rod Higgins ... Fluent in American Sign Language.

## #22

#22 THOMAS, Iimar'

Opponent	Date	gs	min	Total		3-Pointers		Free throws		Rebounds				pf	a	t/o	blk	stl	pts	avg
				fg-fga	pct	3fg-fga	pct	ft-fa	pct	off	def	tot	avg							
at ETSU	11/10/17	*	28	8-12	.667	0-0	.000	3-7	.429	4	4	8	8.0	3	1	3	0	0	19	19.0
SLIPPERY ROCK	11/13/17	23	7-10	.700	0-0	.000	4-6	.667	2	3	5	6.5	0	2	1	2	1	18	18.6	
SOUTHEASTERN LA.	11/15/17	20	6-6	1.000	0-0	.000	3-5	.600	1	9	10	7.7	0	1	0	0	0	15	17.3	
MIAMI	11/18/17	21	4-6	.667	0-1	.000	5-6	.833	1	6	7	7.5	2	2	0	0	2	13	16.3	
PITTSBURGH	11/21/17	19	1-4	.250	0-0	.000	1-2	.500	1	4	5	7.0	1	0	3	0	1	3	13.6	
EASTERN KENTUCKY	11/25/17	26	6-11	.545	1-1	1.000	1-2	.500	2	3	5	6.7	1	1	2	0	14	13.7		
SAINT FRANCIS	11/27/17	23	2-6	.333	0-1	.000	4-4	1.000	4	2	6	6.6	1	0	1	0	0	8	12.9	
SOUTHEAST MISSOURI	11/30/17	21	4-5	.800	0-0	.000	4-4	1.000	2	5	7	6.6	1	0	2	1	0	12	12.8	
at Old Dominion	12/03/17	20	1-2	.500	0-1	.000	2-2	1.000	1	1	2	6.1	3	0	0	1	0	4	11.8	
at Xavier	12/10/17	24	2-7	.286	0-0	.000	1-1	1.000	2	2	4	5.9	2	0	2	1	2	5	11.1	
HOWARD	12/14/17	21	7-12	.583	0-0	.000	5-7	.714	4	7	11	6.4	1	1	0	0	1	19	11.8	
OHIO STATE	12/17/17	22	6-6	1.000	1-1	1.000	2-4	.500	3	6	9	6.6	1	0	2	0	0	15	12.1	
BOWLING GREEN	12/21/17	20	4-9	.444	0-1	.000	0-0	.000	1	2	3	6.3	2	1	0	1	0	8	11.8	
at ECU	12/30/17	21	7-11	.636	0-0	.000	0-0	.000	1	4	5	6.2	2	0	1	1	0	14	11.9	
USF	01/03/18	25	4-9	.444	0-1	.000	4-5	.800	2	3	5	6.1	1	1	2	1	0	12	11.9	
Totals		1	334	69-116	.595	2-7	.286	39-55	.709	31	61	92	6.1	21	10	18	12	7	179	11.9

Games played: 15  
Minutes/game: 22.3  
Points/game: 11.9  
FG Pct: 59.5  
3FG Pct: 28.6  
FT Pct: 70.9

Rebounds/game: 6.1  
Assists/game: 0.7  
Turnovers/game: 1.2  
Assist/turnover ratio: 0.6  
Steals/game: 0.5  
Blocks/game: 0.8

## 2017-18 STATS

## OVERALL STATISTICS

**2017-18 Cincinnati Women's Basketball**  
**Cincinnati Combined Team Statistics (as of Jan 03, 2018)**  
**All games**

<b>RECORD:</b>	<b>OVERALL</b>	<b>HOME</b>	<b>AWAY</b>	<b>NEUTRAL</b>
ALL GAMES	9-6	7-4	2-2	0-0
CONFERENCE	1-1	0-1	1-0	0-0
NON-CONFERENCE	8-5	7-3	1-2	0-0

#	Player	gp-gs	min	avg	Total		3-Point		F-Throw		Rebounds								a	to	blk	stl	pts	avg
					fg-fga	fg%	3fg-fga	3fg%	ft-fa	ft%	off	def	tot	avg	pf	dq								
02	GOINGS, Nikira	14-14	405	28.9	66-150	.440	36-84	.429	16-25	.640	13	42	55	3.9	20	0	21	31	0	10	184	13.1		
22	THOMAS, Iimar'i	15-1	334	22.3	69-116	.595	2-7	.286	39-55	.709	31	61	92	6.1	21	0	10	18	12	7	179	11.9		
21	JOHNSON, Shanice	15-14	378	25.2	57-138	.413	6-39	.154	33-47	.702	25	72	97	6.5	31	1	47	35	9	37	153	10.2		
03	OWENS, Ana	15-15	488	32.5	51-136	.375	21-67	.313	29-31	.935	3	43	46	3.1	24	1	68	42	1	13	152	10.1		
04	RIZOR, Angel	15-15	330	22.0	55-94	.585	0-0	.000	24-34	.706	39	44	83	5.5	34	2	15	31	9	13	134	8.9		
11	RODGERS, Sam	12-12	247	20.6	18-46	.391	12-24	.500	7-7	1.000	1	22	23	1.9	13	0	11	7	1	4	55	4.6		
12	MILLER, Antoinette	15-0	351	23.4	19-68	.279	4-21	.190	18-33	.545	4	32	36	2.4	30	0	32	23	4	16	60	4.0		
40	PUCKETT, Andeija	6-0	22	3.7	6-10	.600	0-0	.000	3-5	.600	1	3	4	0.7	4	0	1	5	1	2	15	2.5		
10	PORTER, Michaela	14-3	148	10.6	9-32	.281	3-18	.167	7-10	.700	8	35	43	3.1	27	1	11	15	2	2	28	2.0		
20	BENHAM, Maya	14-1	77	5.5	8-20	.400	0-4	.000	5-8	.625	3	6	9	0.6	5	0	2	4	3	2	21	1.5		
13	LIVINGSTON, Brianna	12-0	87	7.3	7-22	.318	0-1	.000	2-2	1.000	11	6	17	1.4	10	0	9	10	3	3	16	1.3		
05	PARKER, Genesis	4-0	19	4.8	2-6	.333	1-3	.333	0-3	.000	0	0	0	0.0	1	0	1	4	0	0	5	1.3		
25	WARREN, Chelsea	15-0	100	6.7	5-16	.313	0-1	.000	4-7	.571	9	12	21	1.4	9	0	3	8	0	1	14	0.9		
35	GREEN, I'Liyah	5-0	14	2.8	1-2	.500	0-0	.000	1-2	.500	1	1	2	0.4	2	0	0	1	1	0	3	0.6		
Team											21	37	58				8							
Total.....		15	3000		373-856	.436	85-269	.316	188-269	.699	170	416	586	39.1	231	5	231	242	46	110	1019	67.9		
Opponents.....		15	3000		327-894	.366	112-369	.304	126-180	.700	168	344	512	34.1	265	-	198	237	57	100	892	59.5		

TEAM STATISTICS	CIN	OPP	Date	Opponent	Score	Att.
SCORING	1019	892	H 11/10/17	at ETSU	L 77-87	1059
Points per game	67.9	59.5	11/13/17	SLIPPERY ROCK	w 85-52	0
Scoring margin	+8.5	-	11/15/17	SOUTHEASTERN LA.	w 82-43	330
FIELD GOALS-ATT	373-856	327-894	11/18/17	MIAMI	w 73-62	500
Field goal pct	.436	.366	11/21/17	PITTSBURGH	L 46-66	524
3 POINT FG-ATT	85-269	112-369	11/25/17	EASTERN KENTUCKY	w 64-53	371
3-point FG pct	.316	.304	11/27/17	SAINT FRANCIS	L 73-77	300
3-pt FG made per game	5.7	7.5	11/30/17	SOUTHEAST MISSOURI	w 65-52	330
FREE THROWS-ATT	188-269	126-180	12/03/17	at Old Dominion	w 54-33	1809
Free throw pct	.699	.700	12/10/17	at Xavier	L 50-53	1654
F-Throws made per game	12.5	8.4	12/14/17	HOWARD	w 87-53	303
REBOUNDS	586	512	12/17/17	OHIO STATE	L 76-87	1072
Rebounds per game	39.1	34.1	12/21/17	BOWLING GREEN	w 75-51	504
Rebounding margin	+4.9	-	* 12/30/17	at ECU	w 66-54	785
ASSISTS	231	198	* 01/03/18	USF	L 46-69	332
Assists per game	15.4	13.2	* - Conference game			
TURNOVERS	242	237				
Turnovers per game	16.1	15.8				
Turnover margin	-0.3	-				
Assist/turnover ratio	1.0	0.8				
STEALS	110	100				
Steals per game	7.3	6.7				
BLOCKS	46	57				
Blocks per game	3.1	3.8				
ATTENDANCE	4566	5307				
Home games-Avg/Game	11-415	4-1327				
Neutral site-Avg/Game	-	0-0				

Score by Periods	1st	2nd	3rd	4th	Totals
Cincinnati	253	244	277	245	1019
Opponents	202	214	270	206	892

## 2017-18 STATS

## CONFERENCE STATISTICS

**2017-18 Cincinnati Women's Basketball**  
**Cincinnati Combined Team Statistics (as of Jan 03, 2018)**  
**Conference games only**

<b>RECORD:</b>	<b>OVERALL</b>	<b>HOME</b>	<b>AWAY</b>	<b>NEUTRAL</b>
ALL GAMES	1-1	0-1	1-0	0-0
CONFERENCE	1-1	0-1	1-0	0-0
NON-CONFERENCE	0-0	0-0	0-0	0-0

#	Player	gp-gs	min	avg	Total	3-Point	F-Throw	Rebounds				pf	dq	a	to	blk	stl	pts	avg
					fg-fga	fg%	3fg-fga	3fg%	ft-fga	ft%	off	def	tot	avg					
04	RIZOR, Angel	2-2	52	26.0	11-21	.524	0-0	.000	5-7	.714	6	7	13	6.5	5	0	0	7	13.5
22	THOMAS, Iimar'i	2-0	46	23.0	11-20	.550	0-1	.000	4-5	.800	3	7	10	5.0	3	0	1	3	13.0
03	OWENS, Ana	2-2	75	37.5	7-22	.318	2-7	.286	7-7	1.000	1	4	5	2.5	1	0	11	8	11.5
02	GOINGS, Nikira	1-1	18	18.0	3-7	.429	2-3	.667	2-2	1.000	1	3	4	4.0	2	0	1	3	10.0
21	JOHNSON, Shanice	2-2	53	26.5	5-18	.278	0-5	.000	3-5	.600	4	12	16	8.0	8	0	5	5	6.5
11	RODGERS, Sam	2-2	63	31.5	2-9	.222	1-4	.250	2-2	1.000	0	5	5	2.5	2	0	3	1	3.5
05	PARKER, Genesis	2-0	11	5.5	1-3	.333	1-3	.333	0-2	.000	0	0	0	0.0	0	0	0	2	1.5
20	BENHAM, Maya	2-1	18	9.0	1-4	.250	0-1	.000	0-0	.000	2	0	2	1.0	3	0	0	0	1.0
12	MILLER, Antoinette	2-0	39	19.5	0-5	.000	0-1	.000	1-4	.250	0	5	5	2.5	4	0	3	3	0.5
40	PUCKETT, Andeija	1-0	0	0.0	0-0	.000	0-0	.000	0-0	.000	0	0	0	0.0	0	0	0	0	0.0
25	WARREN, Chelsea	2-0	7	3.5	0-1	.000	0-1	.000	0-0	.000	0	1	1	0.5	0	0	0	0	0.0
10	PORTER, Michaela	2-0	8	4.0	0-1	.000	0-1	.000	0-0	.000	0	4	4	2.0	4	0	0	3	0.0
13	LIVINGSTON, Brianna	2-0	10	5.0	0-1	.000	0-0	.000	0-0	.000	2	1	3	1.5	0	0	0	1	0.0
Team											3	7	10				1		
Total.....		2	400		41-112	.366	6-27	.222	24-34	.706	22	56	78	39.0	32	0	24	37	56.0
Opponents.....		2	400		51-125	.408	9-35	.257	12-20	.600	19	53	72	36.0	36	-	34	28	61.5

TEAM STATISTICS	CIN	OPP
SCORING	112	123
Points per game	56.0	61.5
Scoring margin	-5.5	-
FIELD GOALS-ATT	41-112	51-125
Field goal pct	.366	.408
3 POINT FG-ATT	6-27	9-35
3-point FG pct	.222	.257
3-pt FG made per game	3.0	4.5
FREE THROWS-ATT	24-34	12-20
Free throw pct	.706	.600
F-Throws made per game	12.0	6.0
REBOUNDS	78	72
Rebounds per game	39.0	36.0
Rebounding margin	+3.0	-
ASSISTS	24	34
Assists per game	12.0	17.0
TURNOVERS	37	28
Turnovers per game	18.5	14.0
Turnover margin	-4.5	-
Assist/turnover ratio	0.6	1.2
STEALS	9	12
Steals per game	4.5	6.0
BLOCKS	7	6
Blocks per game	3.5	3.0
ATTENDANCE	332	785
Home games-Avg/Game	1-332	1-785
Neutral site-Avg/Game	-	0-0

Date	Opponent		Score	Att.
* 12/30/17	at ECU	W	66-54	785
* 01/03/18	USF	L	46-69	332

\* - Conference game

Score by Periods	1st	2nd	3rd	4th	Totals
Cincinnati	23	24	39	26	112
Opponents	24	27	35	37	123

## 2017-18 STATS

## COMPARISON

## All games

Opponent	1st	2nd	Score	Mar	Total FG	FG Pct	3-Pointers	3FG Pct	Free Throws	FT Pct	Rebounds	Assist	T/Over	Block	Steal	Fouls
ETSU	44/40	33/47	77-87	(10)	28-55/27-58	.509/.466	4-17/11-31	.235/.355	17-26/22-31	.654/.710	42/26 +16	9/18	25/13	0/2	5/11	28/22
SLIPPERY ROCK	39/29	46/23	85-52	+33	32-66/17-68	.485/.250	8-20/11-36	.400/.306	13-22/7-8	.591/.875	48/39 +9	20/11	15/20	6/2	9/4	12/20
SOUTHEASTERN LA.	44/19	38/24	82-43	+39	30-49/12-57	.612/.211	7-15/5-24	.467/.208	15-24/14-17	.625/.824	42/25 +17	22/7	23/22	4/0	4/8	21/21
MIAMI	31/29	42/33	73-62	+11	22-50/24-48	.440/.500	10-24/7-15	.417/.467	19-24/7-9	.792/.778	27/26 +1	16/17	10/16	1/4	11/3	16/21
PITTSBURGH	17/36	29/30	46-66	(20)	18-56/24-63	.321/.381	1-14/11-29	.071/.379	9-15/7-7	.600/1000	38/39 (1)	10/18	18/16	0/10	10/12	10/16
EASTERN KENTUCKY	34/18	30/35	64-53	+11	25-53/22-55	.472/.400	6-14/6-19	.429/.316	8-14/3-7	.571/.429	28/35 (7)	17/11	9/13	5/4	4/1	14/17
SAINT FRANCIS	35/38	38/39	73-77	(4)	27-66/27-65	.409/.415	4-24/9-32	.167/.281	15-20/14-20	.750/.700	42/41 +1	19/16	18/19	1/3	13/8	19/17
SOUTHEAST MISSOURI	39/24	26/28	65-52	+13	22-54/21-53	.407/.396	5-18/5-15	.278/.333	16-23/5-7	.696/.714	36/34 +2	13/11	12/18	3/3	12/6	10/20
Old Dominion	31/15	23/18	54-33	+21	22-51/10-38	.431/.263	5-22/4-18	.227/.222	5-6/9-17	.833/.529	37/25 +12	11/6	17/19	2/2	7/9	21/16
Xavier	21/28	29/25	50-53	(3)	18-57/21-55	.316/.382	2-16/10-35	.125/.286	12-13/1-2	.923/.500	40/34 +6	6/15	12/13	3/1	7/5	10/13
HOWARD	47/25	40/28	87-53	+34	28-63/18-65	.444/.277	10-20/7-22	.500/.318	21-26/10-15	.808/.667	45/41 +4	25/10	13/17	2/10	10/6	15/16
OHIO STATE	37/38	39/49	76-87	(11)	30-67/34-83	.448/.410	6-21/11-29	.286/.379	10-15/8-12	.667/.667	46/44 +2	17/17	19/9	3/6	4/5	11/17
BOWLING GREEN	31/26	44/25	75-51	+24	30-57/19-61	.526/.311	11-17/6-29	.647/.207	4-7/7-8	.571/.875	37/31 +6	22/7	14/14	9/4	5/10	12/13
ECU	29/22	37/32	66-54	+12	24-51/23-64	.471/.359	4-10/2-14	.400/.143	14-17/6-10	.824/.600	40/31 +9	14/16	22/16	4/2	6/10	17/20
USF	18/29	28/40	46-69	(23)	17-61/28-61	.279/.459	2-17/7-21	.118/.333	10-17/6-10	.588/.600	38/41 (3)	10/18	15/12	3/4	3/2	15/16

Note: Game totals are displayed in the format TEAM/OPPONENT for each category



## 2017-18 STATS

## GAME-BY-GAME

## TEAM STATISTICS

Opponent	Date	Score		Total		3-Pointers		Free throws		Rebounds				pf	a	t/o	blk	stl	pts	avg
				fg-fga	pct	3fg-fga	pct	ft-fa	pct	off	def	tot	avg							
at ETSU	11/10/17	77-87	L	28-55	.509	4-17	.235	17-26	.654	15	27	42	42.0	28	9	25	0	5	77	77.0
SLIPPERY ROCK	11/13/17	85-52	W	32-66	.485	8-20	.400	13-22	.591	14	34	48	45.0	12	20	15	6	9	85	81.0
SOUTHEASTERN LA.	11/15/17	82-43	W	30-49	.612	7-15	.467	15-24	.625	6	36	42	44.0	21	22	23	4	4	82	81.3
MIAMI	11/18/17	73-62	W	22-50	.440	10-24	.417	19-24	.792	6	21	27	39.8	16	16	10	1	11	73	79.2
PITTSBURGH	11/21/17	46-66	L	18-56	.321	1-14	.071	9-15	.600	11	27	38	39.4	10	10	18	0	10	46	72.6
EASTERN KENTUCKY	11/25/17	64-53	W	25-53	.472	6-14	.429	8-14	.571	8	20	28	37.5	14	17	9	5	4	64	71.2
SAINT FRANCIS	11/27/17	73-77	L	27-66	.409	4-24	.167	15-20	.750	18	24	42	38.1	19	19	18	1	13	73	71.4
SOUTHEAST MISSOURI	11/30/17	65-52	W	22-54	.407	5-18	.278	16-23	.696	12	24	36	37.9	10	13	12	3	12	65	70.6
at Old Dominion	12/03/17	54-33	W	22-51	.431	5-22	.227	5-6	.833	13	24	37	37.8	21	11	17	2	7	54	68.8
at Xavier	12/10/17	50-53	L	18-57	.316	2-16	.125	12-13	.923	12	28	40	38.0	10	6	12	3	7	50	66.9
HOWARD	12/14/17	87-53	W	28-63	.444	10-20	.500	21-26	.808	15	30	45	38.6	15	25	13	2	10	87	68.7
OHIO STATE	12/17/17	76-87	L	30-67	.448	6-21	.286	10-15	.667	13	33	46	39.2	11	17	19	3	4	76	69.3
BOWLING GREEN	12/21/17	75-51	W	30-57	.526	11-17	.647	4-7	.571	5	32	37	39.1	12	22	14	9	5	75	69.8
at ECU	12/30/17	66-54	W	24-51	.471	4-10	.400	14-17	.824	8	32	40	39.1	17	14	22	4	6	66	69.5
USF	01/03/18	46-69	L	17-61	.279	2-17	.118	10-17	.588	14	24	38	39.1	15	10	15	3	3	46	67.9
Cincinnati		1019		373-856	.436	85-269	.316	188-269	.699	170	416	586	39.1	231	231	242	46	110	1019	67.9
Opponents		892		327-894	.366	112-369	.304	126-180	.700	168	344	512	34.1	265	198	237	57	100	892	59.5

Games played: 15  
Points/game: 67.9  
FG Pct: 43.6  
3FG Pct: 31.6  
FT Pct: 69.9

Rebounds/game: 39.1  
Assists/game: 15.4  
Turnovers/game: 16.1  
Assist/turnover ratio: 1.0  
Steals/game: 7.3  
Blocks/game: 3.1

## 2017-18 STATS

## POINTS-REBOUNDS-ASSISTS

## All games

Opponent	Date	Score		02 GOINGS, NIK	03 OWENS, ANA	04 RIZOR, ANGE	05 PARKER, GEN	10 PORTER, MIC	11 RODGERS, SA	12 MILLER, ANT
at ETSU	11/10/17	77-87	L	11-9-0	13-2-2	2-5-0	DNP	4-4-0	3-1-2	6-3-2
SLIPPERY ROCK	11/13/17	85-52	W	24-2-4	15-3-5	6-5-0	DNP	1-6-1	3-0-2	2-3-1
SOUTHEASTERN L.A.	11/15/17	82-43	W	6-2-5	5-2-5	7-6-0	DNP	2-1-3	8-1-0	16-6-4
MIAMI	11/18/17	73-62	W	11-1-1	14-1-6	7-2-0	DNP	11-5-1	3-0-0	2-2-2
PITTSBURGH	11/21/17	46-66	L	9-1-0	0-2-4	8-9-2	DNP	3-4-0	DNP	4-5-1
EASTERN KENTUCKY	11/25/17	64-53	W	7-2-1	11-1-3	6-2-1	DNP	2-4-1	DNP	2-2-1
SAINT FRANCIS	11/27/17	73-77	L	9-8-1	19-4-4	16-6-2	DNP	3-5-0	DNP	1-0-4
SOUTHEAST MISSOURI	11/30/17	65-52	W	10-2-1	10-4-6	4-5-2	DNP	0-0-0	0-3-1	9-2-1
at Old Dominion	12/03/17	54-33	W	16-2-1	15-7-3	2-3-2	DNP	0-1-0	7-2-0	0-3-4
at Xavier	12/10/17	50-53	L	9-7-1	9-3-0	15-12-1	0-0-0	DNP	2-1-1	7-2-3
HOWARD	12/14/17	87-53	W	25-1-2	9-1-3	11-2-2	DNP	0-8-4	6-0-1	2-1-4
OHIO STATE	12/17/17	76-87	L	13-11-1	4-4-7	15-8-2	DNP	0-1-1	5-3-1	5-1-1
BOWLING GREEN	12/21/17	75-51	W	24-3-2	5-7-9	8-5-1	2-0-1	2-0-0	11-7-0	3-1-1
at ECU	12/30/17	66-54	W	10-4-1	18-2-7	14-7-0	0-0-0	0-0-0	5-4-1	0-2-2
USF	01/03/18	46-69	L	DNP	5-3-4	13-6-0	3-0-0	0-4-0	2-1-2	1-3-1

Opponent	Date	Score		13 LIVINGSTON	20 BENHAM, MAY	21 JOHNSON, SH	22 THOMAS, JIM	25 WARREN, CHE	35 GREEN, LILI	40 PUCKETT, AN
at ETSU	11/10/17	77-87	L	0-0-0	0-0-0	19-8-2	19-8-1	0-1-0	DNP	DNP
SLIPPERY ROCK	11/13/17	85-52	W	4-1-0	2-3-0	9-9-4	18-5-2	0-5-0	0-0-0	1-1-1
SOUTHEASTERN L.A.	11/15/17	82-43	W	4-2-0	5-1-0	5-3-3	15-10-1	3-2-1	3-1-0	3-0-0
MIAMI	11/18/17	73-62	W	DNP	2-0-0	10-6-4	13-7-2	0-2-0	DNP	DNP
PITTSBURGH	11/21/17	46-66	L	2-2-0	2-1-1	5-5-2	3-5-0	2-0-0	0-0-0	8-1-0
EASTERN KENTUCKY	11/25/17	64-53	W	2-4-2	5-0-1	15-3-6	14-5-1	0-0-0	DNP	DNP
SAINT FRANCIS	11/27/17	73-77	L	2-1-1	0-0-0	15-6-6	8-6-0	0-2-1	DNP	DNP
SOUTHEAST MISSOURI	11/30/17	65-52	W	0-0-0	0-1-0	19-10-2	12-7-0	1-1-0	DNP	DNP
at Old Dominion	12/03/17	54-33	W	DNP	2-1-0	8-10-1	4-2-0	0-2-0	DNP	0-0-0
at Xavier	12/10/17	50-53	L	DNP	DNP	3-8-0	5-4-0	0-0-0	DNP	DNP
HOWARD	12/14/17	87-53	W	0-2-2	0-0-0	6-6-5	19-11-1	6-1-1	0-1-0	3-2-0
OHIO STATE	12/17/17	76-87	L	2-2-3	0-0-0	17-2-1	15-9-0	0-2-0	DNP	DNP
BOWLING GREEN	12/21/17	75-51	W	0-0-1	1-0-0	9-5-6	8-3-1	2-2-0	0-0-0	DNP
at ECU	12/30/17	66-54	W	0-0-0	0-1-0	5-8-3	14-5-0	0-0-0	DNP	0-0-0
USF	01/03/18	46-69	L	0-3-0	2-1-0	8-8-2	12-5-1	0-1-0	DNP	DNP

## 2017-18 STATS

## GAME HIGHS

Cincinnati Game-by-Game Highs (as of Jan 04, 2018)  
All games

Opponent	Date	Score	Points	Rebounds	Assists	Steals	Blocked shots
at ETSU	11/10/17	77-87	19-THOMAS, Iimar'i JOHNSON, Shanice	9-GOINGS, Nikira	2-OWENS, Ana RODGERS, Sam JOHNSON, Shanice MILLER, Antoinette	3-JOHNSON, Shanice	None
SLIPPERY ROCK	11/13/17	85-52	24-GOINGS, Nikira	9-JOHNSON, Shanice	5-OWENS, Ana	5-JOHNSON, Shanice	2-THOMAS, Iimar'i
SOUTHEASTERN LA.	11/15/17	82-43	16-MILLER, Antoinette	10-THOMAS, Iimar'i	5-OWENS, Ana GOINGS, Nikira	1-JOHNSON, Shanice PORTER, Michaela BENHAM, Maya GOINGS, Nikira	1-GREEN, I'Liyah THOMAS, Iimar'i RIZOR, Angel BENHAM, Maya
MIAMI	11/18/17	73-62	14-OWENS, Ana	7-THOMAS, Iimar'i	6-OWENS, Ana	7-JOHNSON, Shanice	1-PORTER, Michaela
PITTSBURGH	11/21/17	46-66	9-GOINGS, Nikira	9-RIZOR, Angel	4-OWENS, Ana	3-JOHNSON, Shanice	None
EASTERN KENTUCKY	11/25/17	64-53	15-JOHNSON, Shanice	5-THOMAS, Iimar'i	6-JOHNSON, Shanice	2-MILLER, Antoinette	2-THOMAS, Iimar'i
SAINT FRANCIS	11/27/17	73-77	19-OWENS, Ana	8-GOINGS, Nikira	6-JOHNSON, Shanice	6-JOHNSON, Shanice	1-JOHNSON, Shanice
SOUTHEAST MISSOURI	11/30/17	65-52	19-JOHNSON, Shanice	10-JOHNSON, Shanice	6-OWENS, Ana	4-JOHNSON, Shanice	1-JOHNSON, Shanice THOMAS, Iimar'i OWENS, Ana
at Old Dominion	12/03/17	54-33	16-GOINGS, Nikira	10-JOHNSON, Shanice	4-MILLER, Antoinette	2-JOHNSON, Shanice	1-THOMAS, Iimar'i MILLER, Antoinette
at Xavier	12/10/17	50-53	15-RIZOR, Angel	12-RIZOR, Angel	3-MILLER, Antoinette	3-RIZOR, Angel	1-RIZOR, Angel JOHNSON, Shanice THOMAS, Iimar'i
HOWARD	12/14/17	87-53	25-GOINGS, Nikira	11-THOMAS, Iimar'i	5-JOHNSON, Shanice	3-RIZOR, Angel	1-THOMAS, Iimar'i RODGERS, Sam
OHIO STATE	12/17/17	76-87	17-JOHNSON, Shanice	11-GOINGS, Nikira	7-OWENS, Ana	2-MILLER, Antoinette	2-LIVINGSTON, Bria
BOWLING GREEN	12/21/17	75-51	24-GOINGS, Nikira	7-RODGERS, Sam OWENS, Ana	9-OWENS, Ana	2-MILLER, Antoinette OWENS, Ana	4-RIZOR, Angel
at ECU	12/30/17	66-54	18-OWENS, Ana	8-JOHNSON, Shanice	7-OWENS, Ana	3-RIZOR, Angel	1-RIZOR, Angel THOMAS, Iimar'i JOHNSON, Shanice
USF	01/03/18	46-69	13-RIZOR, Angel	8-JOHNSON, Shanice	4-OWENS, Ana	1-RODGERS, Sam JOHNSON, Shanice MILLER, Antoinette	1-JOHNSON, Shanice PORTER, Michaela THOMAS, Iimar'i



## 2017-18 GAME-BY-GAME

## BOX SCORES

GAME 1 | NOV. 10, 2017  
CINCINNATI 77 | ETSU 87  
BROOKS GYM | JOHNSON CITY, TN

Official Basketball Box Score -- Game Totals -- Final Statistics  
Cincinnati vs ETSU  
11/10/17 7:00 p.m. at Brooks Gym (Johnson City, Tenn.)

## Cincinnati 77 • 0-1

#	Player		Total		3-Ptr		Rebounds		PF	TP	A	TO	Blk	Stl	Min
			FG-FGA	FG-FGA	FT-FTA	FT-FTA	Off	Def							
04	RIZOR, Angel	f	1-1	0-0	0-0	0-0	2	3	5	4	2	0	5	0	12
22	THOMAS, Iimar'i	f	8-12	0-0	3-7	4	4	8	3	19	1	3	0	0	28
02	GOINGS, Nikira	g	4-10	2-6	1-1	1	8	9	4	11	0	4	0	0	34
03	OWENS, Ana	g	4-9	1-4	4-5	0	2	2	5	13	2	3	0	0	38
11	RODGERS, Sam	g	1-3	1-3	0-0	0	1	1	3	3	2	1	0	0	20
10	PORTER, Michaela	g	2-4	0-1	0-0	2	2	4	2	4	0	0	0	0	10
12	MILLER, Antoinette	g	1-2	0-0	4-6	1	2	3	4	6	2	2	0	1	17
13	LIVINGSTON, Brianna	g	0-0	0-0	0-0	0	0	0	0	0	0	0	0	0	1
20	BENHAM, Maya	g	0-0	0-0	0-0	0	0	0	0	0	0	0	0	0	1
21	JOHNSON, Shanice	g	7-12	0-3	5-7	4	4	8	1	19	2	3	0	3	29
25	WARREN, Chelsea	g	0-2	0-0	0-0	1	0	1	2	0	0	2	0	0	10
	Team					0	1	1			2				
Totals			28-55	4-17	17-26	15	27	42	28	77	9	25	0	5	200

1st - FG %: 9-15 60.0% 2nd: 6-11 54.5% 3rd: 5-11 45.5% 4th: 8-18 44.4% Game: 28-55 50.9% Deadball Rebounds 5  
3FG %: 1-4 25.0% 2-3 66.7% 1-3 33.3% 0-7 0.0% 4-17 23.5% 17-26 65.4%  
FT %: 6-8 75.0% 5-6 83.3% 1-4 25.0% 5-8 62.5%

## ETSU 87 • 1-0

#	Player		Total		3-Ptr		Rebounds		PF	TP	A	TO	Blk	Stl	Min
			FG-FGA	FG-FGA	FT-FTA	FT-FTA	Off	Def							
05	Raven Dean	f	6-12	3-7	4-4	1	2	3	2	19	2	2	0	0	30
22	Mallore Schurr	f	0-0	0-0	0-0	1	0	1	2	0	0	0	0	1	9
23	Brtney Snowden	f	5-5	0-0	0-0	2	4	6	2	10	1	1	0	0	22
15	Tianna Tarter	g	3-8	1-5	7-8	0	0	0	3	14	11	1	0	0	40
20	Erica Haynes-Overton	g	4-10	1-2	7-9	1	1	2	3	16	1	4	0	4	28
10	Jada Craig	g	1-2	1-2	0-0	0	0	0	0	3	1	0	0	2	10
24	Anajae Stephney	g	0-0	0-0	0-0	0	0	0	4	0	0	0	1	1	5
25	Alayjah Sherer	g	2-8	0-4	3-4	4	1	5	3	7	0	2	0	2	14
30	Sadasia Tipps	g	0-1	0-0	1-2	1	2	3	2	1	0	1	0	1	11
44	Shy Copney	g	6-12	5-11	0-2	0	5	5	1	17	2	2	1	1	31
	Team					0	1	1							
Totals			27-58	11-31	22-31	10	16	26	22	87	18	13	2	11	200

1st - FG %: 3-11 27.3% 2nd: 8-16 50.0% 3rd: 10-17 58.8% 4th: 6-14 42.9% Game: 27-58 46.6% Deadball Rebounds 3  
3FG %: 1-6 16.7% 6-11 54.5% 0-5 0.0% 4-9 44.4% 11-31 35.5% 17-26 65.4%  
FT %: 9-13 69.2% 2-2 100.0% 4-6 66.7% 7-10 70.0%

Officials: Lori Jones, Ryan Freeman, Kelly Moyer  
Technical fouls: Cincinnati-OWENS, Ana. ETSU-None.  
Attendance: 1059  
2017-18 Season Opener

Score by periods	1st	2nd	3rd	4th	Total
Cincinnati	25	19	12	21	77
ETSU	16	24	24	23	87

Points	In	Off	2nd	Fast	Bench
CIN	38	19	17	14	29
ETSU	30	23	10	9	28

Last FG - CIN 4th-01:10, ETSU 4th-01:30.  
Largest lead - CIN by 13 2nd-08:24, ETSU by 13 3rd-01:37.  
CIN led for 18:50. ETSU led for 18:23. Game was tied for 02:24.

Score tied - 4 times.  
Lead changed - 4 times.

GAME 2 | NOV. 13, 2017  
CINCINNATI 85 | SLIPPERY ROCK 52  
CINCINNATI STATE | CINCINNATI, OH

Official Basketball Box Score -- Game Totals -- Final Statistics  
Slippery Rock vs Cincinnati  
11/13/17 7:00 PM at Cincinnati State Gym (Cincinnati, Ohio)

## Slippery Rock 52 • 0-3

#	Player		Total		3-Ptr		Rebounds		PF	TP	A	TO	Blk	Stl	Min
			FG-FGA	FG-FGA	FT-FTA	FT-FTA	Off	Def							
14	HEINLE, Mallory	f	0-3	0-1	0-0	3	2	5	3	0	0	1	1	0	25
35	HENDERSON, Morgan	f	2-8	0-2	0-0	2	9	11	2	4	0	3	1	0	22
01	JOHNSON, Madison	g	1-9	0-5	0-0	0	0	0	1	2	4	4	0	0	24
05	PATTERSON, Ciara	g	7-19	7-14	3-4	0	1	1	3	24	1	3	0	1	35
23	HINDERLITER, Brooke	g	5-11	3-6	0-0	2	3	5	3	13	2	4	0	0	26
02	GIVNER, Aujanee	g	0-1	0-1	0-0	0	0	0	0	0	0	0	0	1	1
10	YOUNG, Kaylee	g	0-1	0-1	0-0	0	0	0	0	0	0	0	0	0	2
11	PIETROPOLA, Krista	g	2-7	1-5	0-0	1	2	3	2	5	1	0	0	1	21
12	FORDHAM, Sierra	g	0-2	0-0	0-0	1	2	3	0	0	2	3	0	0	14
15	O'CONNOR, Skyla	g	0-3	0-1	2-2	1	1	2	3	2	1	1	0	1	13
20	GIBSON, LeeAnn	g	0-4	0-0	2-2	1	2	3	3	2	0	1	0	0	17
	Team					5	1	6							
Totals			17-68	11-36	7-8	16	23	39	20	52	11	20	2	4	200

1st - FG %: 4-14 28.6% 2nd: 6-22 27.3% 3rd: 3-14 21.4% 4th: 4-18 22.2% Game: 17-68 25.0% Deadball Rebounds 1,1  
3FG %: 3-7 42.9% 2-8 25.0% 3-9 33.3% 3-12 25.0% 11-36 30.6%  
FT %: 3-2 100.0% 2-2 100.0% 3-4 75.0% 0-0 0.0% 7-8 87.5%

## Cincinnati 85 • 1-1

#	Player		Total		3-Ptr		Rebounds		PF	TP	A	TO	Blk	Stl	Min
			FG-FGA	FG-FGA	FT-FTA	FT-FTA	Off	Def							
04	RIZOR, Angel	f	3-7	0-0	0-1	3	2	5	2	6	0	1	0	0	14
21	JOHNSON, Shanice	f	4-9	0-3	1-2	2	7	9	0	9	4	1	1	5	23
02	GOINGS, Nikira	g	8-13	6-9	2-2	1	1	2	2	24	4	2	0	2	28
03	OWENS, Ana	g	5-11	1-5	4-4	0	3	3	1	15	5	2	0	0	31
11	RODGERS, Sam	g	1-2	1-2	0-0	0	0	0	0	3	2	1	0	1	15
10	PORTER, Michaela	g	0-2	0-1	1-2	1	5	6	3	1	1	1	0	0	16
12	MILLER, Antoinette	g	1-3	0-0	0-3	0	3	3	2	2	1	0	0	0	21
13	LIVINGSTON, Brianna	g	2-4	0-0	0-0	0	1	1	0	4	0	2	1	0	6
20	BENHAM, Maya	g	1-1	0-0	0-0	1	2	3	0	2	0	0	1	0	4
22	THOMAS, Iimar'i	g	7-10	0-0	4-6	2	3	5	0	18	2	1	2	1	23
25	WARREN, Chelsea	g	0-2	0-0	0-0	2	3	5	2	0	0	2	0	0	10
35	GREEN, I'Liyah	g	0-0	0-0	0-0	0	0	0	0	0	0	0	0	0	2
40	PUCKETT, Andeja	g	0-2	0-0	1-2	0	1	1	0	1	1	2	1	0	7
	Team					2	3	5							
Totals			32-66	8-20	13-22	14	34	48	12	85	20	15	6	9	200

1st - FG %: 10-17 58.8% 2nd: 7-16 43.8% 3rd: 8-20 40.0% 4th: 7-13 53.8% Game: 32-66 48.5% Deadball Rebounds 5,1  
3FG %: 1-6 16.7% 2-4 50.0% 3-5 60.0% 2-5 40.0% 8-20 40.0%  
FT %: 0-1 0.0% 2-3 66.7% 4-8 50.0% 7-10 70.0% 13-22 59.1%

Officials: Norma Jones, Linda Miles, Talisa Green  
Technical fouls: Slippery Rock-None. Cincinnati-None.  
Attendance:

Score by periods	1st	2nd	3rd	4th	Total
Slippery Rock	13	16	12	11	52
Cincinnati	21	18	23	23	85

Points	In	Off	2nd	Fast	Bench
ROCK-W	8	2	34	7	18
CIN	44	34	17	18	28

Last FG - ROCK-W 4th-05:21, CIN 4th-02:18.  
Largest lead - ROCK-W by 1 1st-07:25, CIN by 33 4th-01:09.  
ROCK-W led for 00:16. CIN led for 39:22. Game was tied for 00:16.

Score tied - 0 times.  
Lead changed - 2 times.

GAME 3 | NOV. 15, 2017  
CINCINNATI 82 | SOUTHEASTERN LOUISIANA 43  
SAINT URSULA ACADEMY | CINCINNATI, OH

Official Basketball Box Score -- Game Totals -- Final Statistics  
Southeastern La. vs Cincinnati  
11/15/17 7 pm at St. Ursula Academy (Cincinnati, Ohio)

## Southeastern La. 43 • 0-3

#	Player		Total		3-Ptr		Rebounds		PF	TP	A	TO	Blk	Stl	Min
			FG-FGA	FG-FGA	FT-FTA	FT-FTA	Off	Def							
00	Williams, Kaitlyn	f	0-7	0-1	0-0	2	0	2	2	0	0	1	0	1	29
25	Williams, Caitlyn	f	4-8	1-1	2-4	2	5	7	4	11	1	3	0	0	34
14	Underwood, Taylin	g	1-9	0-3	5-5	1	2	3	0	7	2	4	0	0	23
24	Morrison, Tyler	g	1-6	0-1	0-0	1	0	1	2	2	2	1	0	2	32
30	Brailey, Ashalee	g	3-8	3-7	0-0	1	1	2	2	9	2	2	0	2	35
01	Dawsey, Courtney	g	0-1	0-1	0-0	0	0	0	0	0	1	0	0	0	6
02	Hall, Tyliana	g	1-1	0-0	4-4	1	1	2	4	4	0	2	0	0	11
03	Carrier, Morgan	g	0-3	0-3	0-0	0	0	0	2	0	0	4	0	1	7
05	Dugas, Charlie	g	3-11	1-6	1-2	0	1	1	3	8	0	1	0	1	13
15	Bush, Lauren	g	0-0	0-0	0-0	0	0	0	0	0	0	0	0	0	3
23	Scholvin, Jaclyn	g	0-3	0-1	2-2	1	0	1	2	2	0	1	0	1	7
	Team					3	3	6			2				
Totals			12-57	5-24	14-17	12	13	25	21	43	7	22	0	8	200
1st - FG %: 6-15 40.0%      2nd: 1-15 6.7%      3rd: 4-13 30.8%      4th: 1-14 7.1%      Game: 12-57 21.1%      Deadball															
3FG %: 2-4 50.0%      4th: 1-7 14.3%      5-25 20.0%      Rebound															
FT %: 3-4 75.0%      7-9 77.8%      14-17 82.4%															

## 2017-18 GAME-BY-GAME

## BOX SCORES

**GAME 5 | NOV. 21, 2017**  
**CINCINNATI 46 | PITTSBURGH 66**  
**SAINT URSULA ACADEMY | CINCINNATI, OH**Official Basketball Box Score -- Game Totals -- Final Statistics  
**Pittsburgh vs Cincinnati**  
**11/21/17 7 PM at Saint Ursula Academy (Cincinnati, Ohio)****Pittsburgh 66 • 4-1**

#	Player	Total			3-Ptr			Rebounds			PF	TP	A	TO	Blk	Stl	Min.
		FG-FGA	FG-FGA	FT-FTA	FG-FGA	FG-FGA	FT-FTA	Off	Def	Tot							
01	Danielle Garven	f	4-9	0-0	0-0			4	5	4	8	0	0	2	1	16	
12	Yacine Diop	f	5-13	1-3	6-6			5	1	6	0	17	3	2	3	2	28
32	Kalista Walters	c	2-3	0-0	1-1			1	2	3	4	5	1	0	2	1	17
03	Jasmine Whitney	g	3-6	1-2	0-0			0	6	6	2	7	8	4	0	2	31
23	Alayna Gribble	g	3-7	3-7	0-0			1	2	3	1	9	2	2	0	1	19
05	Kauli Bradley		1-2	0-1	0-0			0	6	6	2	2	2	2	1	3	22
10	Cassidy Walsh		3-7	3-7	0-0			0	1	1	1	9	0	2	0	0	22
11	Cara Judkins		0-1	0-0	0-0			0	0	0	0	0	0	0	0	1	4
13	Kyla Nelson		1-9	1-4	0-0			2	2	4	1	3	2	2	0	1	16
20	Pika Rodriguez		2-4	2-4	0-0			0	2	2	1	6	0	0	0	0	10
22	Jaala Henry		0-1	0-0	0-0			0	0	0	0	0	0	0	2	0	13
44	Magatte Sall		0-1	0-1	0-0			0	0	0	0	0	1	0	0	0	2
	Team							1	2	3			1				
	Totals		24-63	11-29	7-7			11	28	39	16	66	18	16	10	12	200

1st - FG %:	4-17	23.5%	2nd: 9-15	60.0%	3rd: 8-20	40.0%	4th: 3-11	27.3%	Game: 24-63	38.1%	22	Deadball Rebounds	1,2
3FG %:	1-5	20.0%	7-9	77.8%	1-7	14.3%	2-8	25.0%	11-29	37.9%			
FT %:	2-2	100.0%	0-0	0.0%	1-1	100.0%	4-4	100.0%	7-7	100.0%			

**Cincinnati 46 • 3-2**

#	Player	Total			3-Ptr			Rebounds			PF	TP	A	TO	Blk	Stl	Min.
		FG-FGA	FG-FGA	FT-FTA	FG-FGA	FG-FGA	FT-FTA	Off	Def	Tot							
04	RIZOR, Angel	f	2-6	0-0	4-8			5	4	9	2	8	2	1	0	0	22
21	JOHNSON, Shanice	f	1-2	0-1	1-1			1	4	5	1	5	2	5	0	3	22
02	GOINGS, Nikira	g	4-8	1-4	0-0			0	1	1	0	9	0	4	0	0	30
03	OWENS, Ana	g	0-7	0-3	0-0			0	2	2	2	0	4	3	0	2	29
10	PORTER, Michaela	g	1-4	0-3	1-2			0	4	4	2	3	0	0	0	1	22
12	MILLER, Antoinette		2-4	0-2	0-0			1	4	5	0	4	1	0	0	0	28
13	LIVINGSTON, Brianna		0-4	0-0	2-2			1	1	2	0	2	0	0	0	1	5
20	BENHAM, Maya		1-3	0-1	0-0			0	1	1	0	2	1	0	0	0	9
22	THOMAS, limari		1-4	0-0	1-2			1	4	5	1	3	0	3	0	1	19
25	WARREN, Chelsea		1-1	0-0	0-0			0	0	0	0	2	0	1	0	0	6
30	GREEN, I'Liyah		0-0	0-0	0-0			0	0	0	0	0	0	0	0	0	2
40	PUCKETT, Andeija		4-4	0-0	0-0			0	1	1	2	8	0	1	0	2	6
	Team							2	1	3							
	Totals		18-56	1-14	9-15			11	27	38	10	46	10	18	0	10	200

1st - FG %:	4-15	26.7%	2nd: 3-12	25.0%	3rd: 4-16	25.0%	4th: 3-13	23.1%	Game: 18-56	32.1%	22	Deadball Rebounds	3
3FG %:	0-2	0.0%	0-5	0.0%	1-5	20.0%	0-2	0.0%	1-14	7.1%			
FT %:	3-4	75.0%	0-0	0.0%	3-7	42.9%	3-4	75.0%	9-15	60.0%			

Officials: Bryan Brunette, Bruce Morris, Shannon Feck  
Technical fouls: Pittsburgh-None. Cincinnati-None.  
Attendance: 524

Score by periods	1st	2nd	3rd	4th	Total
Pittsburgh	11	25	18	12	66
Cincinnati	11	6	12	17	46

Last FG - UP 4th-02:48, CIN 4th-00:09.  
Largest lead - UP by 30 4th-05:16, CIN by 2 1st-00:47.  
UP led for 33:20. CIN led for 00:42. Game was tied for 05:58.Score tied - 3 times.  
Lead changed - 2 times.**GAME 7 | NOV. 27, 2017**  
**CINCINNATI 73 | SAINT FRANCIS 77**  
**CINCINNATI STATE | CINCINNATI, OH**Official Basketball Box Score -- Game Totals -- Final Statistics  
**Saint Francis vs Cincinnati**  
**11/27/17 7 PM at Cincinnati State Gym (Cincinnati, Ohio)****Saint Francis 77 • 3-2**

#	Player	Total			3-Ptr			Rebounds			PF	TP	A	TO	Blk	Stl	Min.
		FG-FGA	FG-FGA	FT-FTA	FG-FGA	FG-FGA	FT-FTA	Off	Def	Tot							
10	MORROW, Leah	f	0-3	0-1	3-4			2	1	3	3	3	1	2	0	1	27
04	DULING, Kyasia	f	0-1	0-1	0-0			1	2	3	3	0	1	2	0	0	17
04	HARRISON, Ace	f	10-16	3-6	1-3			5	5	10	3	24	2	1	1	2	33
02	KROLL, Caitlyn	g	4-13	0-5	1-2			1	2	3	0	9	3	4	0	1	28
23	KOVATCH, Jessica	g	10-21	5-13	8-9			0	3	3	1	33	2	3	0	3	33
15	WYNN, Maya		0-5	0-4	0-0			1	0	1	0	1	1	1	0	0	13
32	ZEZZA, Courtney		3-5	1-1	1-2			2	7	9	4	8	3	2	0	0	25
33	SMITH, Cydney		0-0	0-0	0-0			1	0	1	0	0	0	1	0	0	4
51	THOMAS, Haley		0-1	0-1	0-0			2	2	4	2	0	3	3	0	1	20
	Team							2	2	4							
	Totals		27-65	9-32	14-20			17	24	41	17	77	16	19	3	8	200

1st - FG %:	7-13	53.8%	2nd: 7-18	38.9%	3rd: 5-20	25.0%	4th: 8-14	57.1%	Game: 27-65	41.5%	22	Deadball Rebounds	3
3FG %:	4-8	50.0%	2-9	22.2%	2-11	18.2%	1-4	25.0%	9-32	28.1%			
FT %:	1-2	50.0%	3-4	75.0%	4-5	80.0%	6-9	66.7%	14-20	70.0%			

**Cincinnati 73 • 4-3**

#	Player	Total			3-Ptr			Rebounds			PF	TP	A	TO	Blk	Stl	Min.
		FG-FGA	FG-FGA	FT-FTA	FG-FGA	FG-FGA	FT-FTA	Off	Def	Tot							
04	RIZOR, Angel	f	6-7	0-0	4-4			5	1	6	5	16	2	1	0	1	21
21	JOHNSON, Shanice	f	7-14	0-5	1-2			3	3	6	5	15	6	1	1	6	30
02	GOINGS, Nikira	g	3-12	0-6	3-6			3	5	8	2	9	1	1	0	0	35
03	OWENS, Ana	g	7-14	3-6	2-2			0	4	4	1	19	4	5	0	4	38
10	PORTER, Michaela	g	1-7	1-3	0-0			1	4	5	1	3	0	5	0	0	13
12	MILLER, Antoinette		0-4	0-3	1-2			0	0	0	2	1	4	1	0	1	26
13	LIVINGSTON, Brianna		1-1	0-0	0-0			0	1	1	1	2	1	1	0	1	7
20	BENHAM, Maya		0-1	0-0	0-0			0	0	0	0	0	0	1	0	0	3
22	THOMAS, limari		2-6	0-1	4-4			4	2	6	1	8	0	1	0	0	23
25	WARREN, Chelsea		0-0	0-0	0-0			1	1	2	1	0	1	1	0	0	4
	Team							1	3	4							
	Totals		27-66	4-24	15-20			18	24	42	19	73	19	18	1	13	200

1st - FG %:	8-21	38.1%	2nd: 5-16	31.3%	3rd: 10-16	62.5%	4th: 4-13	30.8%	Game: 27-65	40.9%	22	Deadball Rebounds	2
3FG %:	1-5	20.0%	1-8	12.5%	1-3	33.3%	1-8	12.5%	4-24	16.7%			
FT %:	4-4	100.0%	4-4	100.0%	7-8	87.5%	1-2	50.0%	15-20	75.0%			

Officials: Susan Blauch, Katie Lukanich and Safi Esho  
Technical fouls: Saint Francis-None. Cincinnati-None.  
Attendance: 300

Score by periods	1st	2nd	3rd	4th	Total
Saint Francis	19	19	16	23	77
Cincinnati	20	15	28	10	73

Last FG - SFU 4th-00:25, CIN 4th-02:35.  
Largest lead - SFU by 6 1st-05:45, CIN by 14 4th-07:18.  
SFU led for 15:34. CIN led for 22:16. Game was tied for 02:09.Score tied - 5 times.  
Lead changed - 14 times.**GAME 6 | NOV. 25, 2017**  
**CINCINNATI 64 | EASTERN KENTUCKY 53**  
**SAINT URSULA ACADEMY | CINCINNATI, OH**Official Basketball Box Score -- Game Totals -- Final Statistics  
**Eastern Kentucky vs Cincinnati**  
**11/25/17 2 PM at Saint Ursula Academy (Cincinnati, Ohio)****Eastern Kentucky 53 • 2-3**

#	Player		Total		3-Ptr		Rebounds			PF	TP	A	TO	Blk	Stl	Min
			FG-FGA	FG-FGA	FT-FTA	Off	Def	Tot								
21	PIERCE, Madison	f	1-2	0-0	0-0		0	3	3	2	2	2	1	2	0	28
44	WRIGHT, Abby	f	2-8	1-2	0-0		0	2	2	5	5	1	0	0	0	22
03	HAYES, A'Queen	g	4-10	0-3	2-6		3	1	4	3	10	3	1	0	1	40
14	SOLOMON, Shay		7-14	0-1	0-0		3	9	12	2	14	2	4	1	0	37
15	BASS, Bria	g	8-16	5-11	1-1		0	1	1	3	22	2	3	0	0	36
05	ROSARIO, Emely		0-0	0-0	0	0	0	0	0	0	0	0	1	0	0	4
02	MARTIN, J'Lyn		0-2	0-0	0-0		1	0	1	0	0	0	0	0	0	3
10	RICHARDSON, Ericka		0-0	0-0	0-0		0	0	0	0	0	0	0	0	0	1
25	SMITH, Joya		0-2	0-0	0-0		1	3	4	1	0	1	1	0	0	17
30	GRICE, Brittany		0-1	0-0	0-0		1	1	2	1	0	0	0	1	0	12
	Team						3	3	6				2			
Totals			22-55	6-19	3-7		12	23	35	17	53	11	13	4	1	200
1st: FG %: 5-15 33.3%    2nd: 2-13 15.4%    3rd: 9-15 60.0%    4th: 6-12 50.0%    Game: 22-55 40.0%    Deadball Rebounds																
3FG %: 1-6 16.7%    1-6 16.7%    3-4 75.0%    1-3 33.3%    3-19 31.6%																
FT %: 2-3 66.7%    0-0 0.0%    0-0 0.0%    1-4 25.0%    6-7 42.9%    4																

## 2017-18 GAME-BY-GAME

## BOX SCORES

**GAME 9 | DEC. 3, 2017**  
**CINCINNATI 54 | OLD DOMINION 33**  
**TED CONSTANT CENTER | NORFOLK, VA**



Official Basketball Box Score -- Game Totals -- Final Statistics  
**Cincinnati vs Old Dominion**  
**12/03/17 2:07 at Norfolk, Va. (Ted Constant Center)**



## Cincinnati 54 • 6-3

#	Player	Total			3-Ptr			Rebounds			PF	TP	A	TO	Blk	Stl	Min
		FG	FGA	FT	FGA	FT	FTA	Off	Def	Tot							
04	RIZOR, Angel	1	1-1	0-0	0-1	2	1	3	5	2	2	1	0	1	0	1	20
21	JOHNSON, Shanice	f	4-7	0-1	0-0	4	6	10	3	8	1	4	0	2	2	29	29
02	GOINGS, Nikira	g	7-18	2-10	0-0	1	1	2	3	16	1	0	0	1	0	1	31
03	OWENS, Ana	g	5-12	2-6	3-3	1	6	7	1	15	3	4	0	1	0	1	33
11	RODGERS, Sam	g	3-6	1-3	0-0	0	2	2	1	7	0	1	0	1	0	1	30
10	PORTER, Michaela	g	0-0	0-0	0-0	0	1	1	0	0	0	0	0	0	0	0	5
12	MILLER, Antoinette	g	0-4	0-1	0-0	1	2	3	2	0	4	3	1	0	1	1	22
20	BENHAM, Maya	g	1-1	0-0	0-0	0	1	1	0	2	0	1	0	1	0	0	0
22	THOMAS, Ilimari	g	1-2	0-1	2-2	1	1	2	3	4	0	1	0	1	0	0	20
25	WARREN, Chelsea	g	0-0	0-0	0-0	0	2	2	2	0	0	1	0	0	0	0	8
40	PUCKETT, Andeja	g	0-0	0-0	0-0	0	0	0	1	0	0	1	0	0	0	0	2
Team						3	1	4									
Totals			22-51		5-22		5-6	13	24	37	21	54	11	17	2	7	200

1st - FG %:	7-15	46.7%	2nd: 5-11	45.5%	3rd: 5-14	35.7%	4th: 5-11	45.5%	Game: 22-51	43.1%	Deadball
3FG %:	0-4	0.0%	3-7	42.9%	1-4	25.0%	1-5	20.0%	5-22	22.7%	Rebounds
FT %:	2-2	100.0%	3-2	100.0%	1-2	50.0%	0-0	0.0%	5-6	83.3%	0

## Old Dominion 33 • 1-7

#	Player		Total			3-Ptr			Rebounds			PF	TP	A	TO	Blk	Stl	Min
			FG	FGA	FT	FGA	FT	FTA	Off	Def	Tot							
04	MUNOZ, Jessica	f	0-4	0-0	0-0	1	1	2	3	0	0	1	0	0	0	0	25	
34	OIGBOKIE, Odegua	f	2-2	0-0	3-5	2	3	5	2	7	0	1	1	0	0	0	34	
02	TIMMONS, Makayla	g	3-6	2-4	3-6	0	2	2	2	11	3	3	0	2	37	37		
05	MORRIS, Victoria	g	3-10	2-7	2-2	0	3	3	1	10	1	3	1	0	0	0	30	
30	JACKSON, Ashley	g	0-2	0-0	0-0	0	1	1	3	0	0	1	0	1	0	1	22	
00	LOFTUS, Kelly	g	0-8	0-6	0-0	0	0	0	0	0	0	0	0	0	2	18		
11	EDWARDS, Taylor	g	2-6	0-1	1-4	1	2	3	4	5	6	0	0	0	4	22		
14	CARTER, Dejah	g	0-0	0-0	0-0	0	0	0	0	0	0	0	0	0	0	0	4	
24	BREW, Carley	g	0-0	0-0	0-0	1	2	3	1	0	0	0	0	0	0	0	7	
32	HARDEN, Lovie	g	0-0	0-0	0-0	0	0	0	0	0	0	0	0	0	0	0	1	
Team						3	3	6										
Totals				10-38		4-18		9-17	8	17	25	16	33	6	19	2	9	200
1st : FG % : 1-11			9.1%	2nd : 4-9	44.4%	3rd : 4-10	40.0%	4th : 1-8	12.5%	Game : 10-38			26.3%	Deadball				
3FG % : 1-4			25.0%	2-4	50.0%	1-7	14.3%	0-3	0.0%	4-18			22.2%	Rebounds				
FT % : 0-0			0.0%	4-5	80.0%	6-8	75.0%	2-4	50.0%	18-27			66.7%					

1st - FG %:	1-11	9.1%	2nd: 4-9	44.4%	3rd: 4-10	40.0%	4th: 1-8	12.5%	Game: 10-38	26.3%	Deadball
3FG %:	1-4	25.0%	2-4	50.0%	1-7	14.3%	0-3	0.0%	4-18	22.2%	Rebounds
FT %:	0-0	0.0%	2-5	40.0%	5-8	62.5%	2-4	50.0%	9-17	52.9%	4

Score by periods	1st	2nd	3rd	4th	Total
Cincinnati	16	15	12	11	54
Old Dominion	3	12	14	4	33

Officials: Marcus Smith, Josh Howell, Tammy Holman  
 Technical fouls: Cincinnati-None. Old Dominion-None.  
 Attendance: 1809

Points In Off 2nd Fast  
 CIN 20 21 15 6  
 ODU 10 14 3 2

Score tied - 0 times.  
 Lead changed - 1 time.

**GAME 11 | DEC. 14, 2017**  
**CINCINNATI 87 | HOWARD 53**  
**SAINT URSULA ACADEMY | CINCINNATI, OH**

Official Basketball Box Score -- Game Totals -- Final Statistics  
**Howard vs Cincinnati**  
**12/14/17 7 PM at Saint Ursula Academy (Cincinnati, Ohio)**

## Howard 53 • 3-6

#	Player		Total			3-Ptr			Rebounds			PF	TP	A	TO	Blk	Stl	Min		
			FG	FGA	FT	FG	FGA	FT	FTA	Off	Def								Tot	
14	BRYANT, Imani	f	1-3	0-0	0-0	4	2	6	2	2	0	1	4	0	0	0	19			
20	MYLES, Jayla	f	2-7	0-1	0-0	2	3	5	4	4	0	1	4	0	0	0	22			
04	WILLIAMS, Ayonna	g	4-13	2-4	1-2	1	0	1	1	11	2	2	0	1	0	1	26			
05	EDMOND, Sarah	g	3-14	2-8	0-0	0	6	6	2	8	4	6	0	0	0	0	37			
10	DOPSON, Tajzhan	g	2-5	0-0	0-0	1	3	4	1	4	3	2	0	2	27	27				
00	JACOBS, Kelsie	g	0-1	0-0	0-0	0	1	1	1	0	0	0	0	0	4	4				
03	MCCANTS, Asia	g	0-0	0-0	0-0	0	1	1	0	0	0	1	0	1	0	1	2			
12	MOORE, Curstyn	g	2-9	0-0	3-4	2	1	3	7	4	0	1	0	1	0	1	17			
21	FITZGERALD-GREER, Sta	g	0-2	0-2	1-3	0	2	2	0	1	0	1	1	0	0	0	6			
22	JOHNSON, Tariah	g	1-3	1-2	4-4	1	0	1	0	7	0	2	0	1	0	1	11			
23	THORNTON, Jayla	g	2-6	2-5	0-0	0	0	0	0	6	0	0	0	0	0	0	14			
32	JOHNSON, Aminata	g	0-1	0-0	0-0	0	0	0	0	0	0	0	0	0	0	0	4			
45	GRIFFIN, Danielle	g	1-1	0-0	1-2	1	1	2	0	3	1	0	1	0	0	0	11			
Team						6	3	9	1											
Totals				18-65		7-22		10-15	18	23	41	16	53	10	17	10	6	200		
1st FG %: 5-21			23.8%	2nd: 5-14			35.7%	3rd: 3-15			20.0%	4th: 2-15			33.3%	Game: 16-65			27.7%	Deadball Rebounds
3FG %: 3-7			42.9%	1-5			20.0%	1-4			25.0%	2-6			33.3%	7-22			31.8%	
FT %: 1-2			50.0%	0-0			0.0%	0-0			0.0%	0-0			0.0%	0-0			0.0%	

1st - FG %:	5-21	23.8%	2nd: 5-14	35.7%	3rd: 3-15	20.0%	4th: 5-15	33.3%	Game: 18-65	27.7%	Deadball
3FG %:	3-7	42.9%	1-5	20.0%	1-4	25.0%	2-6	33.3%	7-22	31.8%	Rebounds
FT %:	1-2	50.0%	0-0	0.0%	8-10	80.0%	1-3	33.3%	10-15	66.7%	3

## Cincinnati 87 • 7-4

#	Player	Total			3-Ptr			Rebounds			PF	TP	A	TO	Blk	Stl	Min
		FG	FGA	FT	FGA	FT	FTA	Off	Def	Tot							
04	RIZOR, Angel	f	5-5	0-0	1-1	0	2	2	2	11	2	0	0	3	23	23	23
21	JOHNSON, Shanice	f	1-4	0-0	4-4	1	5	6	2	6	5	1	0	1	16	16	16
02	GOINGS, Nikira	g	9-15	7-10	0-0	0	1	1	0	25	2	1	0	0	0	0	25
03	OWENS, Ana	g	2-4	2-3	3-4	0	1	1	0	9	3	2	0	1	0	0	23
11	RODGERS, Sam	g	1-3	1-2	3-3	0	0	0	1	6	1	0	1	1	1	1	14
10	PORTER, Michaela	g	0-6	0-4	0-0	2	6	8	3	0	4	1	0	0	0	0	16
12	MILLER, Antoinette	g	0-3	0-0	2-2	0	1	1	1	2	4	5	0	1	0	0	22
13	LIVINGSTON, Brianna	g	0-3	0-0	0-0	2	2	2	0	2	0	0	0	1	12	12	12
20	BENHAM, Maya	g	0-1	0-1	0-0	0	0	0	0	1	0	0	0	0	0	0	7
22	THOMAS, Ilimari	g	7-12	0-0	5-7	4	7	11	1	19	1	0	1	0	1	1	21
25	WARREN, Chelsea	g	2-3	0-0	2-3	1	0	1	1	6	1	1	0	1	0	0	14
35	GREEN, Ilyah	g	0-1	0-0	0-0	1	0	1	1	0	0	0	0	0	0	0	3
40	PUCKETT, Andeja	g	1-3	0-0	1-2	1	1	2	0	3	0	0	0	0	0	0	3
Team						3	6	9									
Totals			28-63		10-20		21-26	15	30	45	15	87	25	13	2	10	200

1st - FG %:	6-16	37.5%	2nd: 8-18	44.4%	3rd: 6-13	46.2%	4th: 8-16	50.0%	Game: 28-63	44.4%	Deadball
3FG %:	3-7	28.6%	4-7	57.1%	3-4	75.0%	1-2	50.0%	10-20	50.0%	Rebounds
FT %:	8-8	100.0%	5-6	83.3%	4-7	57.1%	4-5	80.0%	21-26	80.8%	2,1

Score by periods	1st	2nd	3rd	4th	Total
Howard	14	11	15	13	53
Cincinnati	22	25	19	21	87

Officials: Bryan Entler, Missy Brooks, Tommi Paris  
 Technical fouls: Howard-None. Cincinnati-TEAM.  
 Attendance: 303

Points In Off 2nd Fast  
 CIN 16 18 14 9  
 CIN 34

Score tied - 0 times.  
 Lead changed - 0 times.

**GAME 12 | DEC. 17, 2017**  
**CINCINNATI 76 | OHIO STATE 87**  
**SAINT URSULA ACADEMY | CINCINNATI, OH**

Official Basketball Box Score -- Game Totals -- Final Statistics  
**Ohio State vs Cincinnati**  
**12/17/17 4:01 p.m. at Cincinnati, Ohio (St. Ursula Academy)**

## Ohio State 87 • 11-2

#	Player	Total			3-Ptr			Rebounds			PF	TP	A	TO	Blk	Stl	Min
		FG	FGA	FT	FGA	FT	FTA	Off	Def	Tot							
01	Stephanie Mavunga	f	4-8	0-0	1-2	2	4	6	5	9	0	0	1	0	0	0	19
03	Kelsey Mitchell	f	11-25	4-12	5-6	2	5	7	4	31	9	1	0	0	0	38	
04	Sierra Calhoun	g	8-18	4-10	0-0	2	6	8	1	20	2	1	1	1	1	33	
05	Linnae Harper	g	6-15	1-2	1-2	7	6	13	2	14	2	3	0	1	1	35	
20	Asia Doss	g	3-10	2-5	0-0	1	1	0	1	8	3	0	0	0	2	35	
05	Chelsea Mitchell	f	0-1	0-0	0-0	1	1	2	0	0	0	2	0	0	0	5	
22	Alexa Hart	a	1-4	0-0	1-2	0	2	2	3	3	0	0	0	0	0	24	
24	Makayla Waterman	f	6-7	0-0	0-0	0	0	0	0	2	1	0	0	1	1	1	
33	Jensen Caretti	f	0-1	0-0	0-0	0	0	0	2	0	0	1	1	1	0	10	
	Team					3	2	5									
Totals			34-83	11-29	8-12	18	26	44	17	87	17	9	6	5		200	
1st - FG %:		8-23	34.8%	2nd: 7-16	43.8%	3rd: 11-25	44.0%	4th: 8-19	42.1%	Game:		34-83	41.0%	Deadball			
FT %:		3-11	27.3%	1-6	16.7%	1-5	20.0%	1-3	33.3%			11-29	37.5%	Rebounds			
FT %:		0-0	0.0%	4-6	66.7%	34	75.0%	1-2	50.0%			8-12	66.7%				



## 2017-18 GAME-BY-GAME

## BOX SCORES

**GAME 13 | DEC. 21, 2017**  
**CINCINNATI 75 | BOWLING GREEN 51**  
**SAINT URSULA ACADEMY | CINCINNATI, OH**

Official Basketball Box Score -- Game Totals -- Final Statistics

**Bowling Green vs Cincinnati**  
**12/21/17 7 PM at Saint Ursula Academy (Cincinnati, Ohio)****Bowling Green 51 • 8-3**

#	Player		Total			3-Ptr			Rebounds			PF	TP	A	TO	Blk	Stl	Min
			FG	FGA	%	FG	FGA	%	FT	FTA	%							
03	CECIL, Andrea	f	5-10	1-3	5-5	3	5	8	3	16	1	0	2	0	0	0	38	
24	UECKER, Jane	c	1-7	0-3	0-0	0	1	1	1	2	0	2	1	1	1	1	14	
13	LAMBERT, Sydney	g	2-14	2-11	0-0	0	2	2	0	6	0	0	0	1	1	1	38	
14	SANTORO, Carly	g	6-13	1-4	2-3	3	7	10	3	15	4	4	0	4	3	34		
33	PUK, Haley	g	3-7	0-4	0-0	0	1	1	2	6	0	0	0	0	2	27		
01	WILLIAMS, Kennedy	g	0-0	0-0	0-0	0	0	0	0	0	0	0	0	0	0	2		
04	PARKER, Madisen	g	2-3	2-3	0-0	0	0	0	0	6	0	1	0	0	0	9		
11	MYERS, Rachel	g	0-0	0-0	0-0	0	0	0	0	0	0	1	0	0	0	2		
23	THOMPSON, Catterion	g	0-4	0-1	0-0	0	0	0	0	0	1	2	0	1	1	9		
25	BATTLE, Terri	g	0-1	0-0	0-0	0	1	1	0	0	0	0	0	0	1	2		
40	GLOWNIAK, Clare	g	0-0	0-0	0-0	0	0	0	0	0	0	0	0	0	0	2		
42	THOMPSON, Sierra	g	0-2	0-0	0-0	0	3	3	0	0	0	2	1	0	0	16		
44	COLE, Maddie	g	0-0	0-0	0-0	0	0	1	1	0	1	1	0	0	0	7		
Team						2	2	4										
Totals				19-61	6-29	7-8			8	23	31	13	51	7	14	4	10	200
1st - FG %:			6-17	35.3%	2nd: 6-17	35.3%	3rd: 6-16	37.5%	4th: 1-11	9.1%	Game: 19-61	31.1%	Deadball					
3FG %:			0-7	0.0%	2-6	33.3%	4-9	44.4%	0-7	0.0%	6-29	20.7%	Rebounds					
FT %:			0-0	0.0%	0-0	0.0%	1-1	100.0%	6-7	85.7%	7-8	87.5%	2					

**Cincinnati 75 • 8-5**

#	Player	Total			3-Ptr			Rebounds			PF	TP	A	TO	Blk	Stl	Min
		FG	FGA	FT	FTA	FG	FGA	FT	FTA	Off							
04	RIZOR, Angel	f	3-6	0-0	2-2	1	4	5	1	8	1	2	4	0	0	23	
21	JOHNSON, Shanice	f	4-6	0-1	1-2	1	4	5	1	9	6	5	3	1	27		
02	GOINGS, Nikira	g	9-14	6-7	0-0	0	3	3	1	24	2	0	0	0	30		
03	OWENS, Ana	g	2-5	1-3	0-0	0	7	7	2	5	9	4	0	2	35		
11	RODGERS, Sam	g	4-6	3-3	0-0	0	7	7	2	11	0	1	0	0	28		
05	PARKER, Genesis	g	1-2	0-0	0-1	0	0	0	0	2	1	1	0	0	5		
10	PORTER, Michaela	g	1-1	0-0	0-0	0	0	0	1	2	0	1	0	0	1		
12	MILLER, Antoinette	g	1-6	1-2	0-0	0	1	1	1	3	1	0	1	2	17		
13	LIVINGSTON, Brianna	g	0-0	0-0	0-0	0	0	0	1	0	0	0	0	0	6		
20	BENHAM, Maya	g	0-0	0-0	1-2	0	0	0	0	1	0	0	0	0	1		
22	THOMAS, Ilmar'i	g	4-9	0-1	0-0	1	2	3	2	8	1	0	1	0	20		
25	WARREN, Chelsea	g	1-2	0-0	0-0	1	1	2	0	2	0	0	0	0	6		
35	GREEN, I'lyah	g	0-0	0-0	0-0	0	0	0	0	0	0	0	0	0	1		
Team								1	3	4							
Totals			30-57	11-17	4-7			5	32	37	12	75	22	14	9	5	200
1st - FG %:		7-16	43.8%	2nd: 7-13	53.8%	3rd: 7-14	50.0%	4th: 9-14	64.3%	Game: 30-57	52.8%	Deadball					
3FG %:		2-2	100.0%	1-5	20.0%	2-3	66.7%	6-7	85.7%	11-17	64.7%	Rebounds					
FT %:		0-0	0.0%	0-0	0.0%	1-3	33.3%	3-4	75.0%	4-7	57.1%	2,1					

Officials: Barbara Jo Smith, Timothy Greene, Natasha Harris

Technical fouls: Bowling Green-None. Cincinnati-None.

Attendance: 504

Score by periods	1st	2nd	3rd	4th	Total
Bowling Green	12	14	17	8	51
Cincinnati	16	15	17	27	75

Last FG - BGSU 4th-02:23, CIN 4th-01:18.

Largest lead - BGSU by 3 1st-05:31, CIN by 25 4th-01:18.

BGSU led for 04:21. CIN led for 34:44. Game was tied for 00:31.

Score tied - 0 times.

Lead changed - 5 times.

**GAME 14 | DEC. 30, 2017**  
**CINCINNATI 66 | ECU 54**  
**MINGES COLISEUM | GREENVILLE, NC**

Official Basketball Box Score -- Game Totals -- Final Statistics

**Cincinnati vs ECU**  
**12/30/17 5:00 pm at Greenville, N.C. (Minges Coliseum)****Cincinnati 66 • 9-5, 1-0**

#	Player	Total			3-Ptr			Rebounds			PF	TP	A	TO	Blk	Stl	Min
		FG-FGA	FG-FGA	FT-FTA	FG-FGA	FG-FGA	FT-FTA	Off	Def	Tot							
02	GOINGS, Nikira	*	3-7	2-3	2-2	1	3	4	2	10	1	3	0	1	1	18	
03	OWENS, Ana	*	5-11	1-2	7-7	0	2	2	1	18	7	5	0	0	0	38	
04	RIZOR, Angel	*	5-10	0-0	4-6	3	4	7	4	14	0	3	1	3	1	29	
11	RODGERS, Sam	*	2-5	1-2	0-0	0	4	4	0	5	1	1	0	0	0	29	
21	JOHNSON, Shanice	*	2-5	0-2	1-2	0	8	8	4	5	3	3	1	0	0	28	
05	PARKER, Genesis		0-0	0-0	0-0	0	0	0	0	0	0	1	0	0	0	1	
10	PORTER, Michaela		0-0	0-0	0-0	0	0	0	0	0	0	2	0	0	0	2	
12	MILLER, Antoinette		0-1	0-1	0-0	0	2	2	3	0	2	3	1	1	1	23	
13	LIVINGSTON, Brianna		0-0	0-0	0-0	0	0	0	0	0	0	0	0	0	0	3	
20	BENHAM, Maya		0-1	0-0	0-0	1	0	1	1	0	0	0	0	0	1	6	
22	THOMAS, Ilmar'i		7-11	0-0	0-0	1	4	5	2	14	0	1	1	0	0	21	
25	WARREN, Chelsea		0-0	0-0	0-0	0	0	0	0	0	0	0	0	0	0	2	
40	PUCKETT, Andeja		0-0	0-0	0-0	0	0	0	0	0	0	0	0	0	0	0+	
Team								2	5	7							
Totals			24-51	4-10	14-17		8	32	40	17	66	14	22	4	6	200	
1st - FG %:		5-11	45.5%	2nd: 5-15	33.3%	3rd: 5-15	33.3%	4th: 6-10	60.0%	Game: 24-51	47.1%	Deadball					
3FG %:		3-3	100.0%	1-4	25.0%	0-2	0.0%	0-1	0.0%	4-10	40.0%	Rebounds					
FT %:		1-4	25.0%	4-4	100.0%	7-7	100.0%	2-2	100.0%	14-17	82.4%	2					

**ECU 54 • 8-6, 0-1**

#	Player	Total			3-Ptr			Rebounds			PF	TP	A	TO	Blk	Stl	Min
		FG-FGA	FG-FGA	FT-FTA	FG-FGA	FG-FGA	FT-FTA	Off	Def	Tot							
01	FRAZIER, Alex	*	2-5	0-0	0-0	0	3	3	4	4	5	3	0	0	0	29	
14	WILLIAMS, Ariyana	*	3-8	0-3	0-0	0	1	1	1	6	1	1	0	1	0	32	
15	OLIVEIRA, Thais	*	2-4	0-0	2-2	2	3	5	1	6	0	3	1	2	1	17	
23	CLAYTOR, Dominique	*	1-5	0-0	0-0	1	1	2	3	2	0	2	0	1	0	22	
44	CAMPBELL, Destiny	*	4-9	0-0	0-0	0	3	3	1	8	1	0	0	0	0	17	
00	GEE, Justice		1-1	0-0	0-1	0	2	2	0	2	1	0	0	0	0	7	
02	MONK, Lashonda		3-5	0-1	1-2	0	0	0	3	7	1	2	0	5	0	17	
04	HOPE, Necole		1-9	0-4	1-3	0	1	1	0	3	1	0	0	1	0	13	
05	SANDERS, Mickayla		2-6	2-5	2-2	0	2	2	3	8	5	1	1	0	0	18	
11	JOHNSON, Raven		0-2	0-0	0-0	0	0	0	0	0	0	0	0	0	0	3	
12	PIERRE-EMILE, Tania		0-0	0-0	0-0	0	0	0	0	0	0	0	0	0	0	0+	
21	GREENE, Salita		4-9	0-0	0-0	6	3	9	4	8	1	4	0	0	0	24	
22	HICKS, Tania		0-1	0-1	0-0	0	0	0	0	0	0	0	0	0	0	1	
Team								2	1	3							
Totals			23-64	2-14	6-10			11	20	31	20	54	16	16	2	10	200
1st - FG %:		5-16	31.3%	2nd: 5-15	33.3%	3rd: 7-18	38.9%	4th: 5-15	33.3%	Game: 23-64	35.9%	Deadball					
3FG %:		0-4	0.0%	0-1	0.0%	1-3	33.3%	1-6	16.7%	2-14	14.3%	Rebounds					
FT %:		0-0	0.0%	0-0	0.0%	1-4	25.0%	5-6	83.3%	6-10	60.0%	2					

Officials: Kathleen Lynch, Tom Danaher, Mark Resch

Technical fouls: Cincinnati-None. ECU-None.

Attendance: 785

Score by periods	1st	2nd	3rd	4th	Total
Cincinnati	14	15	23	14	66
ECU	10	12	16	16	54

Last FG - CIN 4th-01:20, ECU 4th-03:31.

Largest lead - CIN by 20 3rd-02:21, ECU None.

CIN led for 38:45. ECU led for 00:00. Game was tied for 01:15.

Score tied - 0 times.

Lead changed - 0 times.

**GAME 15 | JAN. 3, 2018**  
**CINCINNATI 46 | USF 69**  
**SAINT URSULA ACADEMY | CINCINNATI, OH**

Official Basketball Box Score -- Game Totals -- Final Statistics

**USF vs Cincinnati**  
**01/03/18 7 PM at Saint Ursula Academy (Cincinnati, Ohio)****USF 69 • 12-3, 2-0 AAC**

||
||
||