

# **WOMEN'S BASKETBALL**

## 2020-21 SCHEDULE/RESULTS

DAY/DATE	OPPONENT	TV	TIME/RESULT
Wed./Nov. 25	Northern Kentucky	ESPN+	W, 73-67 (OT)
Sat./Nov. 28	Louisville	ESPN+	Canceled
Sat./Dec. 5	at Florida	SEC Network+	L, 58-81
Thurs./Dec. 10	Xavier	ESPN+	Postponed
Thurs./Dec. 10	Marquette	ESPN+	L, 75-86
Sat./Dec. 12	at Central Michigan	ESPN3	L, 62-79
Wed./Dec. 16	at Houston •	ESPN+	Postponed
Sat./Dec. 19	East Carolina •	ESPN+	L, 67-74
Tues./Dec. 22	USF •	ESPN+	L, 61-73
Wed./Dec. 30	at SMU •	ESPN+	Canceled
Sat./Jan. 2	at Wichita State •	ESPN+	3 p.m.
Wed./Jan. 6	Tulsa •	ESPN+	2 p.m.
Sat./Jan. 9	Tulane •	ESPN+	2 p.m.
Wed./Jan. 13	at Temple •	ESPN+	3:30 p.m.
Sun./Jan. 17	at UCF •	ESPNU	Noon
Wed./Jan. 20	Memphis •	ESPN+	6 p.m.
Wed./Jan. 27	Wichita State •	ESPN+	2 p.m.
Sat./Jan. 30	at USF •	ESPN+	3 p.m.
Wed./Feb. 3	Temple •	ESPN+	6 p.m.
Sun./Feb. 7	at Tulane •	ESPN+	2 p.m.
Wed./Feb. 10	at Memphis •	ESPN+	7:30 p.m.
Sun./Feb. 14	UCF •	ESPN+	5 p.m.
Sat./Feb. 20	Houston •	ESPN+	2 p.m.
Wed./Feb. 24	at East Carolina •	ESPN+	6 p.m.
Sat./Feb. 27	at Tulsa •	ESPN+	2 p.m.
Tues./Mar. 2	SMU •	ESPN+	Canceled

### AMERICAN CHAMPIONSHIP (Fort Worth, Texas)

Mon.-Thurs.	TBA	TBA	TBA
Mar. 8-11			

#### Notes:

All times listed are Eastern and subject to change.

Home games are in boldface.

(•) - Denotes American Athletic Conference game.

## UC ATHLETIC COMMUNICATIONS

Asst. AD/Primary Basketball Contact	Andre Foushee
Office/Cell Phone	(513) 556-5182/(859) 797-7871
Email Address	Andre.Foushee@uc.edu

## **CINCINNATI (1-5, 0-2 AAC)** **AT WICHITA STATE (3-3, 0-1 AAC)**

SATURDAY, JAN. 2 // 3 P.M. ET // CHARLES KOCH ARENA // WICHITA, KAN.

### GAME AT A GLANCE

**SERIES INFO:** Fifth Meeting; Cincinnati leads 4-0 overall; UC leads 2-0 in Wichita, Kan.,

UC leads 1-0 in Cincinnati; UC leads 1-0 at neutral sites

**LAST SEASON'S MEETING:** UC won 75-54 on Feb. 29, 2020 in Wichita, Kan.

**STREAK:** Cincinnati - 4

**COACHES:** Michelle Clark-Heard is in her third season at Cincinnati (47-26); 11th season overall (225-106)

Keitha Adams is in her fourth season at Wichita State (45-53); 20th season overall (329-262)

**AP/USA TODAY RANKINGS:** Cincinnati (--/--); Wichita State (--/--)

**TV:** ESPN+; Shane Dennis and Tracey Anderson

**JOIN THE CONVERSATION (TWITTER, FACEBOOK & INSTAGRAM):** @GoBearcatsWBB or GoBearcatsWBB

### CINCINNATI PROBABLE STARTERS

NO.	NAME	POS.	HT.	CL	HOMETOWN	GP-GS	PPG	RPG	APG	MIN
2	Destiny Haymer	G	5-8	Jr.	Tchula, Miss.	5-5	6.8	1.8	2.4	26.0
21	Milan Schimmel	G	5-8	Jr.	Mission, Ore.	6-5	4.8	3.2	1.5	28.8
20	Jillian Hayes	G	6-1	Fr.	Loveland, Ohio	6-2	5.5	5.3	1.0*	24.6
23	Ilmar'I Thomas	F	5-10	Sr.	Oakland, Calif.	6-6	28.2	6.7	3.2	38.9
15	Arame Niang	F	6-3	R-Sr.	Rufisque, Senegal	6-6	8.3	4.8	1.7	25.4

#### OFF THE BENCH

14	Addaya Moore	G	5-10	R-Jr.	Granite City, Ill.	4-4	5.8	4.3	2.3	29.8
10	Jadyn Scott	F	6-1	So.	Townsend, Ga.	6-2	5.3	2.5	0.8	20.5
1	Caitlyn Wilson	G	5-11	So.	Cordova, Tenn.	4-0	3.5	0.3	0.5	11.9
3	Jada Scott	G	6-1	So.	Townsend, Ga.	3-0	0.0	1.7	0.7	9.4
33	Sofia Gritzali	G	5-6	So.	Thessaloniki, Greece	6-0	1.7	1.3	0.5	8.0
50	Nesma Khalifa	C	6-4	Jr.	Alexandria, Egypt	5-0	0.4	0.6	0.0	4.6
4	Riane Burton	G	6-1	Fr.	Cypress, Texas	--	19.0#	14.0#	2.0#	--
5	Jana Abdullah	F	6-2	R-Fr.	Alexandria, Egypt	--	--	--	--	--

^ - Blocks; \* - Steals; @ - Numbers from 2019-20 season at UC; # - Newcomer statistics are from last season played.

### CINCINNATI STORYLINES

- » The AAC Co-Preseason Player of the Year, senior forward **Ilmar'I Thomas** entered the week averaging 28.2 points behind only Middle Tennessee's Anastasia Hayes (28.8 points) and UT Martin's Chelsey Perry (28.3) for the nation's top scorer. Among players who have played in at least six games this season, Thomas' scoring average leads the nation.
- » Thomas, who was named to the AAC Weekly Honor Roll on Monday, also ranks among the nation's leaders in field goals made (fourth at 65), total points (fifth at 169), minutes played (13th at 38.86), free throws made (17th at 38) and free throws attempted (26th at 46).
- » UC leads the AAC in blocks, averaging 5.0 per game. Four Bearcats rank among the AAC leaders in blocks entering the week: **Jillian Hayes** (6th at 1.3), **Arame Niang** (T14th at 0.8), **Jadyn Scott** (T14th at 0.8) and Thomas (T14th at 0.8).
- » Cincinnati is coming off back-to-back 20-win seasons for the first time since stringing together three consecutive 20-win campaigns from 2001-03.

- » The Bearcats tied for second in the AAC regular-season standings a year ago with an 11-5 mark, the school's best finish in The American and its best league result since placing second in the Conference USA standings in 2004.
- » UC reached the championship game of the 2019 AAC Women's Championship, rallying from a 15-point deficit to post a 57-51 win over UCF. The effort resulted in the Bearcats first conference tournament championship game appearance since 2003 (Conference USA).
- » Michelle Clark-Heard won more games (46) during her first two seasons at Cincinnati than any other head coach program history. She edged out Ceal Barry, who registered 45 wins combined through her first two seasons in Clifton (1979-80 and 1980-81). Clark-Heard is also the first coach in UC history to record 20-win seasons in each of her first two season on the job.

## 2020-21 CINCINNATI NUMERICAL ROSTER

NO.	NAME	POS.	HT.	CL.	HOMETOWN/HIGH SCHOOL/LAST SCHOOL
1	Caitlyn Wilson	G	5-11	So.	Cordova, Tenn./Arlington/Chipola JC
2	Destiny Haymer	G	5-8	Jr.	Tchula, Miss./Holmes County Central/Jones College
3	Jada Scott	G	6-1	So.	Townsend, Ga./Frederica Academy
4	Riane Burton	G	6-1	Fr.	Cypress, Texas/Cypress Ranch HS
5	Jana Abdullah	F	6-2	R-Fr.	Alexandria, Egypt/King Integrated American School
10	Jadyn Scott	F	6-1	So.	Townsend, Ga./Frederica Academy
14	Addaya Moore	G	5-10	R-Jr.	Granite City, Ill./Granite City/Illinois
15	Arame Niang	F	6-3	R-Sr.	Rufisque, Senegal/Kansai Gaidai University /Western Kentucky
20	Jillian Hayes	G	6-1	Fr.	Loveland, Ohio/Loveland HS
21	Milan Schimmel	G	5-8	Jr.	Mission, Ore./Nixyaawii Community HS/Eastern Florida State College
23	Ilmar'l Thomas	F	5-10	Sr.	Oakland, Calif./Sacred Heart Cathedral Prep
33	Sofia Gritzali	G	5-6	So.	Thessaloniki, Greece/Hellenic College of Thessaloniki
50	Nesma Khalifa	C	6-4	Jr.	Alexandria, Egypt/KGC Kawmya Girls College/Tallahassee CC

## 2020-21 CINCINNATI ALPHABETICAL ROSTER

NO.	NAME	POS.	HT.	CL.	HOMETOWN/HIGH SCHOOL/LAST SCHOOL
5	Jana Abdullah	F	6-2	R-Fr.	Alexandria, Egypt/King Integrated American School
4	Riane Burton	G	6-1	Fr.	Cypress, Texas/Cypress Ranch HS
33	Sofia Gritzali	G	5-6	So.	Thessaloniki, Greece/Hellenic College of Thessaloniki
20	Jillian Hayes	G	6-1	Fr.	Loveland, Ohio/Loveland HS
2	Destiny Haymer	G	5-8	Jr.	Tchula, Miss./Holmes County Central/Jones College
50	Nesma Khalifa	C	6-4	Jr.	Alexandria, Egypt/KGC Kawmya Girls College/Tallahassee CC
14	Addaya Moore	G	5-10	R-Jr.	Granite City, Ill./Granite City/Illinois
15	Arame Niang	F	6-3	R-Sr.	Rufisque, Senegal/Kansai Gaidai University/Western Kentucky
21	Milan Schimmel	G	5-8	Jr.	Mission, Ore./Nixyaawii Community HS/Eastern Florida State College
3	Jada Scott	G	6-1	So.	Townsend, Ga./Frederica Academy
10	Jadyn Scott	F	6-1	So.	Townsend, Ga./Frederica Academy
23	Ilmar'l Thomas	F	5-10	Sr.	Oakland, Calif./Sacred Heart Cathedral Prep
1	Caitlyn Wilson	G	5-11	So.	Cordova, Tenn./Arlington/Chipola JC

### COACHING & SUPPORT STAFF

Head Coach: Michelle Clark-Heard  
 (Third season at Cincinnati; 10th season overall)  
 Associate Head Coach: Melissa Kolbe  
 Assistant Coaches: Surina Dixon, Carlos Knox  
 Video Coordinator: Zach Anderson  
 Director of Operations: Erica Holmes

Assistant to the Head Coach: Jalynn McClain  
 Student Assistant Coach: Zenzele Apesemaka-Vital  
 Athletic Trainer: Chris Chalk  
 Director of Sports Performance: Kelly Powers

## PRONUNCIATION

JANA Abdullah	jan-uh
NESMA KHALIFA	nezz-muh kuh-leaf-uh
ADDAYA Moore	uh-day-uh
ARAME Niang	uh-rom
JADA Scott	jay-duh
JADYN Scott	jay-dinn
IIMAR'L Thomas	ee-marr-ee

## ROSTER INFORMATION

### By State/Country

California	(1) Ilmar'l Thomas
Egypt	(2) Jana Abdullah, Nesma Khalifa
Georgia	(2) Jada Scott, Jadyn Scott
Greece	(1) Sofia Gritzali
Illinois	(1) Addaya Moore
Mississippi	(1) Destiny Haymer
Ohio	(1) Jillian Hayes
Oregon	(1) Milan Schimmel
Senegal	(1) Arame Niang
Tennessee	(1) Caitlyn Wilson
Texas	(1) Riane Burton

### By Class

True Freshmen	(2) Riane Burton, Jillian Hayes
R-Freshmen	(1) Jana Abdullah
Sophomores	(4) Caitlyn Wilson, Jada Scott, Jadyn Scott, Sofia Gritzali
Juniors	(3) Destiny Haymer, Milan Schimmel, Nesma Khalifa
Redshirt-Juniors	(1) Addaya Moore
Seniors	(1) Ilmar'l Thomas
R-Seniors	(1) Arame Niang

### By Height

6-4	(1) Nesma Khalifa
6-3	(1) Arame Niang
6-2	(1) Jana Abdullah
6-1	(4) Riane Burton, Jillian Hayes, Jada Scott, Jadyn Scott,
	(1) Caitlyn Wilson
5-11	(1) Caitlyn Wilson
5-10	(2) Addaya Moore, Ilmar'l Thomas
5-8	(2) Destiny Haymer, Milan Schimmel
5-6	(1) Sofia Gritzali

## CINCINNATI QUICK FACTS

### GENERAL INFORMATION

Location	Cincinnati, OH 45221
Founded	1819
Enrollment	46,798
Nickname	Bearcats
Colors	Red (PMS: 186) and Black
Arena (Capacity)	Fifth Third Arena (12,012)
Affiliation	NCAA Division I
Conference	American Athletic Conference
President	Neville Pinto
Director of Athletics	John Cunningham
Faculty Representative	Brian Hatch
Department of Athletics Phone	(513) 556-4603
Athletics Ticket Office Phone	(877) CATS-TIX

### ATHLETIC COMMUNICATIONS

Asst. AD/Primary Basketball Contact	Andre Foushee
Office/Cell Phone	(513) 556-5182/(859) 797-7871
Email Address	Andre.Foushee@uc.edu
Associate AD/Athletics Communications	Ryan Koslen
Office	(513) 556-5186
Email	Ryan.Koslen@uc.edu

### BASKETBALL STAFF

Head Coach	Michelle Clark-Heard (Western Kentucky, 1990)
Record at UC	46-21 (.687) [2 seasons]
Career Record	224-101 (.689) [10 seasons]
Associate Head Coach	Melissa Kolbe (Wittenberg, 1999)
Assistant Coaches	Surina Dixon (Mississippi Valley State, 1983) Carlos Knox (IUPUI, 1998)
Video Coordinator	Zach Anderson (Cincinnati, 2014)
Director of Operations	Erica Holmes (Denison, 2017)
Assistant to the Head Coach	Jalynn McClain (Western Kentucky, 2016)
Athletic Trainer	Kris Chalk (Louisville, 2011)
Director of Sports Performance	Kelly Powers (West Virginia Wesleyan, 2002)



### HISTORY

First year of basketball	1971
All-time record	702-667 (.515)
NCAA Tournament Appearances/Last	4/2003
All-time record	1-3 (.250)
WNIT Appearances/Last	8/2019
All-time record	7-9 (.438)
Conference Regular-Season Championships/Last	0/0
Conference Tournament Championships/Last	1/2002

### TEAM INFORMATION

2019-20 Record	22-10
American Athletic Conference Record	11-5 (T-2nd)
Starters returning/lost	1/4
Letterwinners returning/lost	7/7
Newcomers	5
Percentage of points returning	41.4 percent (921 of 2,222)
Percentage of rebounds returning	47.9 percent (510 of 1064)
Percentage of assists returning	32.3 percent (174 of 538)

## GAME PREVIEW

- » Cincinnati (1-5, 0-2 AAC) returns to action at Wichita State (3-3, 0-1) on Saturday at 3 p.m. ET on ESPN+.
- » The Bearcats were scheduled to play at SMU on Wednesday. However, the Mustangs announced on Tuesday that they would not play the remainder of the season due to COVID-19 health and safety concerns.
- » UC last played on Dec. 22, falling to then-No. 20 USF, 73-61, at Fifth Third Arena. Ilmar'i Thomas posted her third 30-point performance of the season, registering 32 points on 13-of-20 shooting with six rebounds, five assists and four steals. Arame Niang added 12 points.
- » Wichita State suffered a 79-65 setback in its AAC opener at Houston on Wednesday. Seraphine Bastin led the Shockers with 18 points and 11 rebounds.
- » Cincinnati owns a 4-0 lead in its series with Wichita State, including a 75-54 victory in Wichita, Kan., last season.
- » **UP NEXT:** The Bearcats return home to host Tulsa on Wednesday, Jan. 6. Tipoff is 2 p.m. ET on ESPN+.

## SCOUTING WICHITA STATE

- » Wichita State enters Saturday's game having lost three in a row following Wednesday's 79-65 conference-opening setback at Houston. The Shockers saw the postponement of their first three AAC games due to COVID-19 issues within their program.
- » Five Shockers average more than nine points, led by Asia Strong (15.0 points, 6.0 rebounds), Seraphine Bastin (11.8 points, 6.2 rebounds, 3.5 assists) and Rachel Johnson (11.5 points, 3.3 rebounds).
- » Strong ranked in the top 50 nationally in field goals made (35) and attempted (76) through five games entering the week.

## SERIES HISTORY

- » Cincinnati leads the series 4-0 overall, including a 2-0 lead in Wichita, Kan., and a 1-0 lead in both Cincinnati and at neutral sites.
- » Cincinnati claimed a 75-54 win last season at Wichita State (2/29/20). Ilmar'i Thomas scored a team-high 29 points on 13-of-18 shooting with five rebounds and three blocks. Antoinette Miller (15) and Angel Rizer (14) also scored in double figures for the Bearcats.
- » Ashley Reid led Wichita State with 10 points on a trio of 3-pointers.

## CINCINNATI'S LAST GAME:

- » **NO. 20 USF 73, CINCINNATI 61 - DEC. 22, 2020**
- » CINCINNATI – Ilmar'i Thomas poured in 32 points for her third 30-point outing of the season but Cincinnati (1-5, 0-2 American) couldn't keep up with No. 20 USF (5-1, 2-0), falling 73-61 Tuesday at Fifth Third Arena.
- » Thomas put together a complete performance against the Bulls, scoring 32 points, connecting on 13 of her 20 attempts from the field and making 6 of 10 from the free-throw line while compiling six rebounds, five assists and four steals.
- » With the effort, Thomas eclipses 1,500 points for her career at 1,525. Earlier this season, Thomas scored 34 points against Northern Kentucky (Nov. 25) and 32 points against Marquette (Dec. 10).
- » Arame Niang added 12 points on 6-of-7 shooting from the field with three rebounds against USF.
- » Sydney Harvey led USF with 21 points, including five 3-pointers. Beth Mununga posted a double-double with 13 points

and 14 rebounds. Elisa Pinzan handed out 11 assists for the Bulls, who won their fourth in a row.

- » USF built a 26-13 lead after one quarter thanks in part to a pair of threes from Harvey.
- » UC found a way back in the game in a hurry to start the second frame, scoring 14 of the first 16 points. Niang led UC with eight points during the quarter, including six during the spurt as the Bearcats pulled within 33-29 at the break.
- » The two teams battled back and forth in the third quarter. Milan Schimmel hit a 3-pointer at 5:56 to pull UC even at 40-40. Back-to-back layups from Thomas and Niang gave the Bearcats a 44-43 lead at 3:59. A Harvey 3-pointer, and baskets from Kristyna Brabencova and Elena Tsineke gave USF a 50-48 lead to close the quarter.
- » Thomas scored all of UC's 13 points in the final quarter, including a layup at 5:50 that pulled the Bearcats within 58-57. However, USF ended the game on a 15-4 run thanks to five points each from Harvey and Mununga.

## TOUTING IIMAR'I THOMAS

- » **2020-21 HONORS:**
  - 2020-21: Co-Preseason Player of the Year
  - 2020-21: Unanimous Preseason First Team All-AAC
  - AAC Player of the Week (Nov. 30)
  - NCAA Weekly Starting Five (Nov. 30)
  - AAC Weekly Honor Roll (Dec. 14)
  - AAC Weekly Honor Roll (Dec. 28)
- » **CAREER AWARDS:**
  - 2019-20: WBCA Honorable Mention All-America
  - 2019-20: Unanimous First Team All-AAC
  - 2018-19: AAC First Team All-AAC
  - 2017-18: AAC Freshman of the Year
  - 2017-18: Unanimous AAC All-Freshmen Team
- » **NATIONAL NUMBERS:** Thomas enters the week averaging 28.2 points behind only Middle Tennessee's Anastasia Hayes (28.8 points) and UT Martin's Chelsey Perry (28.3) for the nation's top scorer. Among players who have played in at least six games this season, Thomas' scoring average leads the nation.
- » Thomas also ranks among the nation's leaders in field goals made (fourth at 65), total points (fifth at 169), minutes played (13th at 38.86), free throws made (17th at 38) and free throws attempted (26th at 46).
- » **AAC NUMBERS:** Thomas entered action Monday ranked among the AAC leaders in scoring (1st at 28.2), field goal percentage (1st at .644), minutes played (1st at 38.8), free throw percentage (2nd at .826), rebounds (6th at 6.7), defensive rebounds (9th at 4.5), assists (11th at 3.2) and blocks (T14th at 0.8).
- » **SCORING 30 OR MORE POINTS THREE TIMES IN 20-21:** Thomas has scored 30 or more points three times this season already, pouring in 34 points in UC's 76-67 overtime win over Northern Kentucky (11/25), 32 points in UC's 86-75 loss to Marquette (12/10) and 32 points in UC's 73-61 loss against then-No. 20 USF.
- » Thomas has eclipsed the 30-point plateau on two other occasions during her UC career. She netted 32 points against UCF on Jan. 12, 2020 before posting a career-best 35 points against Houston on Jan. 22, 2020.
- » Thomas has scored in double figures 73 times in her career, including in 58 of the last 68 contests. She has scored 20 or more points 25 times, including six games this season.
- » **CHART CHASER:** The name Ilmar'i Thomas is peppered throughout the UC record book and her climb up the charts will be a storyline during the 2020-21 campaign.

- » Thomas enters the seventh game of the season ranked among UC's best in multiple categories: field goal percentage (1st at .602), blocks (3rd at 107), rebounds (5th at 734), points (8th at 1,525) and rebound average (9th at 7.0).
- » A complete list of Thomas' rankings in the UC record book is available on the next page of this notes packet.

## BEARCATS TIP-INS

- » **BLOCK PARTY:** UC leads the AAC in blocks, averaging 5.0 per game. Four Bearcats rank among the AAC leaders in blocks entering the week: Jillian Hayes (6th at 1.3), Arame Niang (T14th at 0.8), Jady Scott (T14th at 0.8) and Ilmar'i Thomas (T14th at 0.8).
- » **HAYES RANKS SECOND IN REBOUNDS:** Freshman Jillian Hayes ranks second on the team in rebounds, averaging 5.3. She has pulled down at least five boards in each of the past four games, including a season-best seven at Central Michigan (12/12).
- » **HAYMER GETS HOT:** Junior guard Destiny Haymer poured in a season-best 13 points on 6-of-10 shooting to go with three assists and two steals against Marquette (12/10).
- » She enters the week ranked among AAC leaders in steals (12th at 1.6) and assists (T15th at 2.4).
- » **NIANG DOUBLE-DOUBLE:** Arame Niang recorded her second career double-double and the first as a Bearcat at Florida (12/5), posting 12 points and 13 rebounds. With Western Kentucky during the 2018-19 campaign, Niang tallied 15 points and 13 rebounds against Morgan State.
- » Niang ranks second on the team, averaging 7.6 points and 5.2 rebounds.
- » **COVID-19 CHANGES:** UC has canceled one game (home vs. Louisville [11/28]) and postponed two others (home against Xavier [12/10] and at Houston [12/16]) this season due to COVID-19 protocol issues.
- » UC's 73-67 overtime win over Northern Kentucky (11/25) marked UC's latest lid lifter in a season since dropping a 58-49 home decision to Rice on Nov. 25, 1994.

## THOMAS NAMED AAC CO-PRESEASON PLAYER OF THE YEAR; BEARCATS PICKED FOURTH BY LEAGUE COACHES

- » American Athletic Conference coaches voted University of Cincinnati women's basketball senior forward Ilmar'i Thomas as the Co-Preseason Player of the Year and picked the Bearcats to finish fourth.
- » Thomas shared the league's top preseason honor with Temple forward Mia Davis.
- » It marks the first time a Bearcat has been named a conference preseason player of the year since UC legend Cheryl Cook earned the distinction from the Metro Conference prior to the 1984-85 campaign.
- » Thomas was also named a unanimous Preseason First Team All-AAC selection.
- » Thomas has registered a decorated career at Cincinnati, earning First Team All-AAC accolades at the conclusion of each of the past two seasons. She also was named the AAC Freshman of the Year and a unanimous pick to the AAC All-Freshman Team at the end of the 2017-18 season.
- » Tabbed a WBCA Honorable Mention All-American a year ago, Thomas averaged 18.6 points, 7.8 rebounds, 2.1 assists and 1.1 blocks in 2019-20. She scored in double figures in 27 of 32 games, posting 20 or more points in 14 contests and registered eight double-doubles.

- » **BEARCATS PICKED FOURTH:** UC received two first-place votes from league coaches but was picked to finish fourth with 73 points. USF was picked as the league favorite, garnering 98 points and eight first-place votes. UCF was slotted second with 79 points and one first-place vote. Tulane was third with 78 points.
- » The order of finish for the remaining AAC teams follows: Temple (57 points), Wichita State (54), Houston (49), Memphis (40), East Carolina (36), SMU (31) and Tulsa (10).

## THOMAS ON BECKY HAMMON AWARD PRESEASON WATCH LIST

- » Ilmar'I Thomas was named to the preseason watch list for the 2021 Becky Hammon Mid-Major Player of the Year Award announced by Her Hoop Stats.
- » Tabbed the 2020-21 American Athletic Conference Co-Preseason Player of the Year, Thomas earned WBCA Honorable Mention All-America accolades and unanimous First Team All-AAC honors a year ago.

## DUO SIGNS WITH CINCINNATI

- » Clarissa Craig and Braylyn Milton signed NLLs to play for the Bearcats beginning in 2021-22.
- » Craig, 6-foot-3 forward/center from Cincinnati, averaged 13.1 points, 6.4 rebounds and 1.0 blocks while shooting 54.9 percent from the floor last season at Roger Bacon High School. She helped the Spartans to a 20-8 overall mark, including a first-place finish in the Greater Catholic League and the team's first regional championship game appearance since 2005.
- » Craig ranks as Ohio's best center in the 2021 class by Ohio Girls Basketball Report while Collegiate Girls Basketball Report lists Craig as the 23rd-ranked center nationally. She also owns numerous accolades as a two-time First Team All-GCLC performer and a two-time Third Team All-Ohio Division II selection by the Ohio Prep Sportswriters Association.
- » Milton, a 6-foot guard from Charlotte, North Carolina, averaged 18.2 points, 3.9 assists and 3.4 steals as a junior at Independence High School, helping lead her team to a 21-8 overall mark. She has scored 1,286 career points entering her senior season in 2020-21.
- » Named one of the top prospects in North Carolina according to Phenom Hoop Report and one of the top three players in Charlotte, Milton's play has resulted in several honors, including a three-time Southwestern 4A All-Conference and All-Tournament selection, three-time North Carolina All-District 9 honoree and a 2020 Charlotte Observer All-Defensive Team award winner.

## - 2019-20 SEASON REWIND -

### BACK-TO-BACK

- » Posting a 22-10 mark in 2019-20, Cincinnati has registered back-to-back 20-win campaigns for the first time since 2000-01 (22), 2001-02 (27) and 2002-03 (23). The Bearcats registered 24 wins in 2018-19.
- » It marks just the third time in program history UC has won 20 games in back-to-back seasons. It first happened in 1998 (21) and 1999 (22).
- » UC head coach Michelle Clark-Heard is the first UC mentor to register back-to-back 20-win campaigns in her first two seasons leading the program.
- » Clark-Heard's 46 wins are the most by a UC coach in their initial two seasons leading the program in school history.

### BEST AAC FINISH YET

- » Last season, Cincinnati posted an 11-5 record in league play to share second place with UCF, five games behind conference winner, UConn (16-0).
- » It marked the best finish for the Bearcats in their seven years in The American. It also marked UC's best conference ending since the 2001-02 and 2002-03 squads placed second in Conference USA.
- » Additionally, the 11 league wins a year ago are the second-most earned in the AAC era behind only the 12 UC posted in 2018-19.

### AWARD WINNERS

- » Three Bearcats earned AAC awards at the end of the 2019-20 regular season.
- » **Ilmar'I Thomas** earned unanimous First Team ALL-AAC honors. It marked the second year in a row she had been selected to the first team.
- » Thomas joined Valerie King (2002 & 2003/Conference USA) and Madinah Slaise (1999 & 2000/Conference USA) as the only three players in program history to earn back-to-back first team all-conference accolades.
- » **Antoinette Miller** claimed Second Team All-AAC recognition.
- » **Angel Rizor** received the AAC's Most Improved Player award and was tabbed Third Team All-AAC.

-GOBEARCATS.COM-

## BEARCAT RECORD BOOK

### 1,000-POINT CLUB

RK	POINTS	NAME	YEARS
1.	2,367	Cheryl Cook	1982-85
2.	2,156	Valerie King	2001-04
3.	1,849	Madinah Slaise	1997-00
4.	1,799	Linda Norwell	1974-77
5.	1,728	Keely Feeman	1983-86
6.	1,700	Bev Obringer	1985-89
7.	1,695	Doris Scott	1996-99
8.	1,525	<b>Ilmar'I Thomas</b>	<b>2018-</b>
9.	1,523	Jolinda Lewis	1994-98
10.	1,469	Ana Owens	2015-18
11.	1,465	Barb Jaksa	1979-82
12.	1,463	Kahla Roudeshush	2006-10
13.	1,408	Debbie Merrill	2002-04
14.	1,237	Regina Williams	1985-89
15.	1,215	Joy Roberts	1980-83
16.	1,199	Antoinette Miller	2017-20
17.	1,177	Stephanie Geter	1995-98
18.	1,167	Anita Tersigni	1981-84
19.	1,166	Bev Ventura	1975-78
20.	1,164	K.B. Sharp	2000-03
21.	1,088	Dayeesha Hollins	2012-14
22.	1,072	Sue Koch	1979-82
	1,072	Jane Phend	1984-87
	1,072	Angel Rizor	2017-20
25.	1,058	Michelle Jones	2006-10
26.	1,053	Jill Stephens	2006-09
27.	1,022	Cindy Spence	1977-80
28.	1,014	Stasia Kissel	1981-83
29.	1,007	Treasure Humphries	2004-07

### SCORING AVERAGE

RK	AVG	NAME	YEARS
1.	21.2	Linda Norwell	1974-77
2.	20.8	Cheryl Cook	1982-85
3.	17.3	Tonya Taylor	1991-92
4.	17.1	Valerie King	2001-04
5.	16.0	Debbie Merrill	2002-04
6.	15.5	Madinah Slaise	1997-00
7.	15.2	Bev Obringer	1985-89
8.	14.9	Keely Feeman	1983-86
9.	14.6	Doris Scott	1996-99
10.	14.5	<b>Ilmar'I Thomas</b>	<b>2018-</b>
11.	13.9	Stasia Kissel	1981-83

### FIELD GOALS MADE

RK	FGM	NAME	YEARS
1.	962	Cheryl Cook	1982-85
2.	731	Keely Feeman	1983-86
3.	715	Linda Norwell	1974-77
4.	691	Doris Scott	1996-99
5.	689	Valerie King	2001-04
6.	665	Bev Obringer	1985-89
7.	619	Barb Jaksa	1979-82
8.	616	<b>Ilmar'I Thomas</b>	<b>2018-</b>
9.	600	Madinah Slaise	1997-00
10.	548	Debbie Merrill	2002-04
11.	520	Joy Roberts	1980-83

### FIELD GOALS ATTEMPTED

RK	FGA	NAME	YEARS
1.	2,158	Cheryl Cook	1982-85
2.	1,707	Valerie King	2001-04
3.	1,602	Madinah Slaise	1997-00
4.	1,538	Ana Owens	2015-18
5.	1,482	Keely Feeman	1983-86
6.	1,339	Doris Scott	1996-99
	1,339	Linda Norwell	1974-77
8.	1,335	Barb Jaksa	1979-82
9.	1,330	Bev Obringer	1985-89
10.	1,236	Jolinda Lewis	1994-98
--	1,023	<b>Ilmar'I Thomas</b>	<b>2018-</b>

### FIELD GOAL PERCENTAGE

RK	PCT	NAME	YEARS
1.	.602	<b>Ilmar'I Thomas</b>	<b>2018-</b>
2.	.534	Linda Norwell	1974-77
3.	.521	Anne Stephens	2003-06
4.	.516	Doris Scott	1996-99
5.	.515	Jeanise Randolph	2011-14
6.	.509	Tonya Taylor	1991-92
7.	.504	Michelle Jones	2005-10
8.	.503	Ester McMillon	1991-92
9.	.500	Bev Obringer	1985-89

### FREE THROWS MADE

RK	FTM	NAME	YEARS
1.	503	Madinah Slaise	1997-00
2.	443	Cheryl Cook	1982-85
3.	440	Valerie King	2001-04
4.	370	Bev Obringer	1985-89
5.	347	Linda Norwell	1974-77
6.	313	Doris Scott	1996-99
7.	304	Debbie Merrill	2002-04
8.	296	Stephanie Geter	1995-98
9.	293	Jolinda Lewis	1994-98
10.	289	<b>Ilmar'I Thomas</b>	<b>2018-</b>

### FREE THROWS ATTEMPTED

RK	FTA	NAME	YEARS
1.	676	Madinah Slaise	1997-00
2.	598	Cheryl Cook	1982-85
3.	514	Doris Scott	1996-99
4.	508	Valerie King	2001-04
5.	493	Bev Obringer	1985-89
6.	490	Linda Norwell	1974-77
7.	444	Debbie Merrill	2002-04
8.	388	Stephanie Geter	1995-98
9.	379	Michelle Jones	2005-10
10.	376	<b>Ilmar'I Thomas</b>	<b>2018-</b>
11.	374	Dayeesha Hollins	2012-14

### REBOUNDS

RK	REBS	NAME	YEARS
1.	1,309	Linda Norwell	1974-77
2.	977	Bev Obringer	1985-89
3.	861	Doris Scott	1996-99
4.	764	Bev Ventura	1975-78
5.	734	<b>Ilmar'I Thomas</b>	<b>2018-</b>
6.	722	Angel Rizor	2017-20
7.	701	Debbie Merrill	2002-04
	701	Anita Tersigni	1981-84
9.	688	Cheryl Cook	1982-85
10.	684	Laura Wilder	1999-02

### REBOUND AVERAGE

RK	AVG	NAME	YEARS
1.	15.4	Linda Norwell	1974-77
2.	9.1	Stasia Kissel	1981-83
3.	8.7	Bev Obringer	1985-89
4.	8.0	Debbie Merrill	2002-04
5.	8.0	Bev Ventura	1975-78
6.	7.9	Ester McMillon	1991-92
7.	7.4	Doris Scott	1996-99
8.	7.1	Tonya Taylor	1991-92
9.	7.0	<b>Ilmar'I Thomas</b>	<b>2018-</b>
10.	6.6	Joy Roberts	1980-83

### BLOCKS

RK	BLKS	NAME	YEARS
1.	142	Bev Obringer	1985-89
2.	117	Anita Tersigni	1981-84
3.	107	<b>Ilmar'I Thomas</b>	<b>2018-</b>
4.	100	Doris Scott	1996-99
5.	83	Jeanise Randolph	2011-14
6.	71	Debbie Merrill	2002-04
7.	68	Anne Stephens	2003-06
	68	Angel Rizor	2017-20
9.	62	Tiffany Turner	2011-14
10.	55	Trinette Wright	1986-89
	55	Lisa Antil	1984-87





The University of Cincinnati women's basketball program has continued to reach new heights under Head Coach Michelle Clark-Heard since her hiring in March 2018.

Now in her third season, Clark-Heard owns a 47-26 mark at Cincinnati and a 225-106 record in her 11th campaign as a collegiate head coach.

Clark-Heard, who was a UC assistant from 2002-05 and also spent six seasons as the head coach at Western Kentucky University before returning to UC, amassed 46

wins in her first two years at the helm and is the only coach in program history to open a tenure with back-to-back 20 win seasons. Overall, her 10-year coaching career has seen her teams average more than 20 wins per campaign (22.4) with seven postseason appearances, including four NCAA Tournaments and three WNIT berths.

Her second season with the Bearcats (2019-20) produced many big moments for the program. On a team level, UC posted a 22-10 record overall and went 11-5 in the American to finish tied for second, UC's best league finish in its seven-year membership in the AAC. Seeded third in the tournament, the Bearcats reached the final for the first time in the AAC as well as their first final appearance since the 2003 Conference USA Championship game. Additionally, the Bearcats finished the year 14-3 at home with a 12-game winning streak at Fifth Third Arena as well.

Individually, Clark-Heard's players enjoyed a great deal of success as well as a trio of players -- Ilmar Thomas, Antoinette Miller and Angel Rizer -- all joined the program's 1,000-point club during the season, the 27th, 28th and 29th members, respectively. When it came time for awards and honors, that trio also made a big splash as each was honored by the AAC as Thomas was a unanimous selection to the first team, Miller was a second-team honoree and Rizer was twice honored as she was named the AAC Most Improved Player of the Year while earning third-team all-conference accolades as well. The honors didn't end there, however, as Thomas and Miller both were voted Women's Basketball Coaches Association (WBCA) All-America Honorable Mention selections. The awards stand as just the second and third All-America honors earned in program history, joining Debbie Merrill, a 2003 WBCA All-America Honorable Mention.

In her first season at the helm at UC in 2018-19, Clark-Heard led the Bearcats to 24 wins -- the most victories in a head coach's first season in program history, and the most triumphs in 17 years (27 in 2001-02). The Red & Black's historic accomplishments also included the first time with consecutive postseason wins in program history (WNIT quarterfinals), its first 20-win season since 2003, first time with 12 conference wins since 1999, (at the time) highest-ever finish in the American (third place), and first time with three or more regular-season conference honorees since 2003 (Thomas - First Team All-AAC, Miller - Second Team All-AAC, Florence Sifa - Newcomer of the Year).

In six seasons at WKU, Clark-Heard reached four NCAA Tournaments, won four conference tournament championships and two regular season conference titles while posting 154 wins, becoming the second-fastest Lady Topper coach to reach 100 victories with the program. Clark-Heard took over a program with a 9-21 record in 2011-12 and she led the Hilltoppers to a 22-11 mark in her first season (2012-13), a 13-win improvement, which was the largest in Sun Belt Conference history.

WKU finished the 2017-18 campaign with a 24-9 record and captured the 2018 Conference USA Tournament title and qualified for its third NCAA Tournament in four years. Tashia Brown was tabbed as an Associated Press Honorable Mention All-American and the C-USA Player of the Year.

The 2016-17 campaign saw WKU claim its second sweep of the C-USA regular season and tournament championships in just three seasons as a member of the league. The Lady Toppers put together a 27-7 record and a 16-2 mark in C-USA play; the team also pieced together a 12-game winning streak entering the NCAA Tournament, culminating in a 67-56 win over Southern Miss in the C-USA championship game on March 11.

Following the season, Clark-Heard was invited to serve as an assistant coach for the United States U-23 National Team in the inaugural Four Nations Tournament in Tokyo, Japan. During her second stint with the red, white and blue, Clark-Heard helped to push the Americans to an undefeated record and the championship in the event, defeating their opponents by an average of 32 points along the way.

Following the 2014-15 season, Clark-Heard was recognized for her outstanding accomplishments, earning Conference USA Coach of the Year and 2015 United States Marine Corps/WBCA NCAA Division I Regional Coach of the Year honors. Her selection as a WBCA Regional Coach of the Year also made her a finalist for the Pat Summitt Trophy, awarded annually to the United States Marine Corps/WBCA NCAA Division I National Coach of the Year.

Clark-Heard was named an assistant coach for the 2015 U.S. Pan American Women's Basketball Team, joining head coach Lisa Bluder of the University of Iowa and fellow assistant coach Scott Rueck of Oregon State University on the staff. In Toronto, Clark-Heard helped lead the Americans to a silver medal in her international assistant coaching debut, falling just short in the gold medal game against the host Canadians.

In 2013-14, Clark-Heard helped WKU win its final seven regular season games before reeling off three straight in New Orleans, La., in March 2014 to win the Sun Belt Conference Championship with a 61-60 win over Arkansas State after WKU faced a 14-point deficit in the second half. The season also saw WKU defeat Georgetown in the Puerto Rico Classic after facing a 16-point deficit in the second half. The season was capped by an 87-74 loss to fifth-ranked Baylor in Waco, Texas, in the opening round of the 2014 NCAA Tournament, ending the longest NCAA Tournament appearance drought in program history.

The run to the tournament helped WKU secure a 24-9 record and finish with 20-wins for the second straight season. Her consecutive 20-win seasons to begin her time at WKU marked the first time in Sun Belt Conference history that a team had won 20 games in back-to-back years following a season in which it had won less than 10 games.

Her success in 2013-14 followed a massive improvement on the floor in 2012-13. In her first year as a Division I coach, Clark-Heard helped WKU to a 13-win improvement over the 2011-12 season output. It was the largest in Sun Belt Conference history as WKU turned a 9-21 mark into a 22-11 record. WKU's eight win improvement in conference play from five wins to 13 wins was tied for the largest in league history. The Lady Toppers also became the first team in Sun Belt Conference history to win 20 games in the season following a year in which the team won less than 10 games earlier this season.

Her first season at WKU also showcased her ability to develop players. The duo of Chastity Gooch and Alexis Govan averaged a combined 12.7 ppg in 2011-12 but posted 36.5 per outing in 2012-13. The duo combined for 1,203 points after posting 381 last season. The team also saw major improvement in nearly all statistical categories, including improving free throw shooting by over 11 percent to .739, the third highest mark in school history.

Prior to taking the reigns at WKU, Clark-Heard spent five years as an assistant coach to Jeff Walz at Louisville (2007-12). During her time with the program, the Cardinals made three Sweet 16 appearances and their first Final Four appearance, finishing as the National Runner-Up in 2009.

Showing her prowess as a recruiter, she was instrumental in bringing in the No. 12 recruiting class to UofL in 2008, then followed with three consecutive Top 10 classes in 2009, 2010 and 2011. The 2010 recruiting class was the highest ranked class in school history, No. 5 nationally.

Among the most notable players Clark-Heard coached at Louisville was overall number one pick in the 2009 WNBA Draft, Angel McCoughtry and overall number eight pick in the 2013 WNBA Draft, Shoni Shimmel. Overall, she coached five players at Louisville that went on to be drafted in the WNBA Draft.

Prior to her time at Louisville, Clark-Heard spent two seasons as the head coach at Kentucky State, taking the reigns of the program in June 2005. She took over a program that had won just one game during the 2004-05 season. In her first season, she led the Thorobrettes to a 5-23 record, four of the wins were against Southern Intercollegiate Athletic Conference opponents. Her team was picked to finish 11th in the SIAC but ended the season in ninth place. In her second season at KSU, she guided the Thorobrettes to an impressive 19-9 record, finishing tied for fourth place in the SIAC. Clark-Heard earned SIAC Coach-of-the-Year honors after the impressive turnaround. Her 2006-07 Thorobrettes were the second most improved team in NCAA Division II women's basketball during the 2006-07 season.

Before being named head coach at Kentucky State, Clark-Heard spent three seasons at Cincinnati as an assistant and four years at Nebraska in the same role. The Bearcats advanced to postseason play in two of her three seasons there while she helped Nebraska reach the NCAA Tournament twice during her time with the team. She was also responsible for helping sign McDonald's All-American Janice Bright for the Cornhuskers in 2001 while coaching alongside current Louisville coach Jeff Walz and under former WKU coach Paul Sanderford.

A four-year letter-winner on the Hill (1987-90), Clark-Heard was part of four NCAA Tournament teams during her Lady Topper career. She also helped guide the Lady Toppers to a pair of Sun Belt Conference Tournament championships (1988 and 1989) and two conference regular-season titles (1989 and 1990). She played in 118 games during her four years on the Hill, scoring 790 points and pulling down 615 rebounds. WKU amassed 89 victories during her four years in uniform, winning 70 percent of the games over that span and putting together three 20-win seasons.

Upon graduation from WKU, she spent eight years working within a recreational setting in Kentucky, including five years in Bowling Green and three with the Louisville Metro Parks Department.

While in Louisville, she served as head junior varsity coach and assistant varsity coach at DuPont Manual High School for the 1994-95 season. Additionally, she played professionally with the Kentucky Marauders of the Women's Basketball Association in 1994-95.

The Louisville native earned Kentucky High School State Player of the Year (1986) while playing at Atherton High School and was inducted into the Atherton Hall of Fame in 2003.

She married Luther Heard on August 16, 2003.

## CLARK-HEARD'S YEARLY COACHING RECORD

SEASON	SCHOOL	CONFERENCE	OVERALL	HOME	AWAY	NEUTRAL	CONFERENCE	FINISH	CONFERENCE TOURNEY	POSTSEASON
2005-06	Kentucky State	SIAC	5-23	5-8	0-13	0-2	4-15	unk.	First Round (0-1)	--
2006-07	Kentucky State	SIAC	19-9	8-4	10-4	1-1	13-6	unk.	First Round (0-1)	--
<b>Kentucky State Totals (2 Years)</b>			<b>24-32</b>	<b>13-12</b>	<b>10-17</b>	<b>1-3</b>	<b>17-21</b>			
2012-13	Western Kentucky	Sun Belt	22-11	10-5	10-6	2-0	13-7	3rd	Semifinals (1-1)	WNIT Second Round (1-1)
2013-14	Western Kentucky	Sun Belt	24-9	11-3	8-5	5-1	13-5	2nd	CHAMPIONS (3-0)	NCAA First Round (0-1)
2014-15	Western Kentucky	Conference USA	30-5	14-1	12-3	4-1	16-2	1st	CHAMPIONS (3-0)	NCAA First Round (0-1)
2015-16	Western Kentucky	Conference USA	27-7	14-1	12-5	1-1	15-3	t-2nd	Quarterfinals (0-1)	WNIT Quarterfinals (3-1)
2016-17	Western Kentucky	Conference USA	27-7	14-1	9-3	4-3	16-2	1st	CHAMPIONS (3-0)	NCAA First Round (0-1)
2017-18	Western Kentucky	Conference USA	24-9	11-1	6-7	7-1	12-4	2nd	CHAMPIONS (3-0)	NCAA First Round (0-1)
<b>Western Kentucky Totals (6 Years)</b>			<b>154-48</b>	<b>64-12</b>	<b>89-29</b>	<b>23-7</b>	<b>85-23</b>			
2018-19	Cincinnati	American	24-11	17-2	6-8	1-1	12-4	3rd	Semifinals (1-1)	WNIT Quarterfinals (3-1)
2019-20	Cincinnati	American	22-10	14-3	6-4	2-3	11-5	t-2nd	Runners-Up (2-1)	Canceled (COVID-19)
2020-21	Cincinnati	American	1-5	13	0-2	0-0	0-2			
<b>Cincinnati Totals (2 Years)</b>			<b>47-26</b>	<b>32-8</b>	<b>12-14</b>	<b>3-4</b>	<b>23-11</b>			
<b>TOTALS</b>			<b>225-106</b>	<b>119-33</b>	<b>79-60</b>	<b>27-14</b>	<b>125-55</b>		<b>16-6 (4 titles)</b>	<b>6-7 (4 NCAA apps.)</b>

### CLARK-HEARD: BY THE NUMBERS

Overall Head Coaching Record	224-101
Head Coaching Record Over Last Four Years	97-37
Tournament Titles as Head Coach	4
Overall Postseason Record as Head Coach	23-10
NCAA Tournament Appearances as an Assistant or Head Coach	11
Conference Coach of the Year Selections	2

### CLARK-HEARD: WNBA DRAFT PICKS COACHED

Asia Taylor (Louisville, 2011-14)	Minnesota Lynx
Antonita Slaughter (Louisville, 2011-14)	Los Angeles Sparks
Shoni Schimmel (Louisville, 2011-14)	Atlanta Dream
Angel McCoughtry (Louisville, 2005-09)	Atlanta Dream
Candace Bingham (Louisville, 2008-09)	San Antonio Silver Stars
K.B. Sharp (Cincinnati, 2000-03)	New York Liberty
Nicole Kubik (Nebraska, 1995-98)	Los Angeles Sparks

## THE LAST TIME...

#### UC SCORED 100 OR MORE POINTS IN A GAME

vs. Charleston Southern, Nov. 25, 2003 (W, 105-60)

#### UC PLAYED AN OVERTIME GAME

Won vs. Northern Kentucky, Nov. 30, 2020 (W, 73-67)  
Lost vs. Ohio State, Nov. 13, 2019 (L, 73-78)

#### UC PLAYED A DOUBLE-OT OR LONGER GAME

Won vs. Houston, Jan. 7, 2015 (W, 76-73)  
Lost vs. Xavier, Dec. 12, 2012 (L, 67-69)

#### UC WON A GAME BY 20+ POINTS

vs. ECU, March 2, 2020 (W, 76-53)

#### UC WON A GAME BY 30+ POINTS

vs. Memphis, Mar. 7, 2020 (W, 94-52)

#### UC WON A GAME BY 40+ POINTS

vs. Coppin State, Dec. 30, 2019 (W, 86-40)

#### A UC PLAYER SCORED 20+ POINTS IN A GAME

Ilmar'I Thomas (32) vs. USF, Dec. 22, 2020 (L, 61-73)

#### TWO UC PLAYERS SCORED 20+ POINTS IN A GAME

Sam Rodgers (23), Antoinette Miller (22)  
vs. ECU, March 2, 2020

#### THREE UC PLAYERS SCORED 20+ POINTS IN A GAME

Ana Owens (22), Bianca Quisenberry (22),  
& Shanice Johnson (21), vs. Houston, Jan. 17, 2017

#### A UC PLAYER SCORED 30+ POINTS IN A GAME

Ilmar'I Thomas (32) vs. Marquette, Dec. 10, 2020

#### 1 UC PLAYER RECORDED A DOUBLE-DOUBLE

Arame Niang (12-13) at Florida, Dec. 5, 2020

#### 2 UC PLAYERS RECORDED A DOUBLE-DOUBLE

Angel Rizer (20-10) & Ilmar'I Thomas (16-13)  
at Houston, Feb. 18, 2020

#### 3 UC PLAYERS RECORDED A DOUBLE-DOUBLE

Jill Stephens (17-12), Tenishia Benson (19-10),  
Kahla Roudebush (19-11), vs. C. Michigan, Dec. 17, 2007

#### A UC PLAYER HAD DOUBLE-DOUBLE IN CONSECUTIVE GAMES

Ilmar'I Thomas, at Tulane, Jan. 18, 2020 (12p/11r)  
& vs. Houston, Jan. 22, 2020 (35p/10r)

#### A UC PLAYER RECORDED A TRIPLE-DOUBLE

Jane Anne Preston (13 points, 10 rebounds, 11 assists),  
vs. Marquette, Jan. 25, 1992

#### A UC PLAYER HAD 10+ ASSISTS IN A GAME

Antoinette Miller (11), at Memphis, Feb. 13, 2019

#### A PLAYER HAD 20+ REBOUNDS IN A GAME

Jill Stephens (22), vs. McNeese State, Nov. 21, 2007

#### A UC PLAYER HAD 5+ STEALS IN A GAME

Sam Rodgers (5), at Houston, Feb. 18, 2020

#### A UC PLAYER HAD 5+ BLOCKS IN A GAME

Jeanise Randolph (6), at Louisville, Jan. 11, 2014

#### A UC PLAYER HAD 5+ 3-POINTERS MADE IN A GAME

Antoinette Miller (5), at Houston, Feb. 18, 2020

UC'S RECORD WHEN	
	2020-21
Overall	1-5
Home	1-3
Road	0-2
Neutral	0-0
American	0-2
American Home	0-2
American Road	0-0
Overtime games	1-0
Versus ranked opponents	0-0
Leading at the half	0-0
Trailing at the half	1-5
Tied at the half	0-0
Outshooting its opponent	1-1
Being outshot by its opponent	0-4
Outrebounding its opponent	1-0
Being outrebounded by opponent	1-3
Rebounds are equal	0-1
Games decided by 10 or fewer points	1-1
Games decided by 5 or fewer points	0-0
Score 50-plus points	0-1
Score 60-plus points	0-3
Score 70-plus point	1-1
Score 80-plus points	0-0
Score 90-plus points	0-0
Opp. score less than 40 points	0-0
Opp. score less than 50 points	0-0
Opp. score less than 60 points	0-0
Opp. score less than 70 points	1-0
Opp. score less than 80 points	0-3
Opp. score 80-plus points	0-2
Opp. score 90-plus points	0-0
Commit fewer turnovers than opponent	1-2
Commit more turnovers than opponent	0-2
Turnovers are equal	0-1
On Monday	0-0
On Tuesday	0-1
On Wednesday	1-0
On Thursday	0-1
On Friday	0-0
On Saturday	0-2
On Sunday	0-1
In November	1-0
In December	0-5
In January	0-0
In February	0-0
In March	0-0
In White Uniforms	1-3
In Black Uniforms	0-1
In Red Uniforms	0-1
In Pink Uniforms	0-0
After a Win	0-1
After a Loss	0-4

2020-21 AMERICAN ATHLETIC CONFERENCE				
2020-21 AMERICAN CONFERENCE STANDINGS (THRU 12/27)				
TEAM	AAC	PCT.	OVERALL	PCT.
East Carolina	3-0	1.000	5-3	.625
USF	2-0	1.000	5-1	.833
UCF	2-0	1.000	4-1	.800
Temple	2-0	1.000	2-3	.400
Houston	1-0	1.000	4-1	.800
Tulane	0-2	.000	4-3	.571
Tulsa	0-2	.000	1-2	.333
Memphis	0-2	.000	2-5	.286
<b>CINCINNATI</b>	<b>0-2</b>	<b>.000</b>	<b>1-5</b>	<b>.167</b>
SMU	0-2	.000	0-6	.000
Wichita State	0-0	.000	3-2	.600
2020-21 AAC COMPOSITE SCHEDULE				
<b>Wednesday, Dec. 30</b>				
<b>Cincinnati at SMU</b>		<b>2 p.m.</b>		<b>ESPN+</b>
Temple at Tulane		7 p.m.		ESPN+
USF at Tulsa		7 p.m.		ESPN+
Wichita State at Houston		8 p.m.		ESPN+
Memphis at UCF		Postponed		
<b>Saturday, Jan. 2</b>				
Tulsa at SMU		2 p.m.		ESPN+
<b>Cincinnati at Wichita State</b>		<b>3 p.m.</b>		<b>ESPN+</b>
ECU at USF		4 p.m.		ESPN+
Memphis at Tulane		6 p.m.		ESPN+
<b>Sunday, Jan. 3</b>				
Houston at UCF		12 p.m.		ESPNU
<b>Wednesday, Jan. 6</b>				
<b>Tulsa at Cincinnati</b>		<b>2 p.m.</b>		<b>ESPN+</b>
Temple at ECU		6 p.m.		ESPN+
Wichita State at USF		7 p.m.		ESPN+
SMU at Memphis		7:30 p.m.		ESPN+
Tulane at Houston		TBA		ESPN+
<b>Saturday, Jan. 9</b>				
<b>Tulane at Cincinnati</b>		<b>2 p.m.</b>		<b>ESPN+</b>
Houston at SMU		2 p.m.		ESPN+
UCF at Temple		2 p.m.		ESPN+
ECU at Wichita State		3 p.m.		ESPN+
Memphis at Tulsa		7 p.m.		ESPN+
<b>Wednesday, Jan. 13</b>				
<b>Cincinnati at Temple</b>		<b>3:30 p.m.</b>		<b>ESPN+</b>
UCF at ECU		6 p.m.		ESPN+
USF at Tulane		7 p.m.		ESPN+
Wichita State at Memphis		7:30 p.m.		ESPN+
Tulsa at Houston		8 p.m.		ESPN+
<b>Saturday, Jan. 16</b>				
Temple at SMU		2 p.m.		ESPN+
Tulane at Tulsa		2 p.m.		ESPN+
Houston at ECU		3:30 p.m.		ESPN+

CINCINNATI IN THE AMERICAN 2020-21 TEAM-INDIVIDUAL STATISTICS (THRU 12/27)			
TEAM			
CATEGORY	STAT	AAC	NCAA
Scoring Offense	66.0	5th	
Scoring Defense	76.7	11th	
Scoring Margin	-10.7	9th	
Free Throw Pct.	.675	3rd	
Field Goal Pct.	.436	3rd	
FG Pct. Defense	.437	10th	
3-FG Pct.	.224	10th	
3-FG Pct. Defense	.367	11th	
Rebounding Offense	33.3	10th	
Rebounding Defense	36.0	3rd	
Rebound Margin	-2.7	8th	
Blocked Shots	5.0	1st	47th
Assists	12.7	8th	
Steals	8.7	T5th	
Turnover Margin	-3.5	9th	
Assist/TO Ratio	0.7	8th	
Offensive Rebounds	11.0	11th	
Defensive Rebounds	22.3	9th	44th
3-FG Made	3.2	11th	
<i>* NCAA rankings list if in Top 50 only</i>			
INDIVIDUAL			
CATEGORY	STAT	AAC	NCAA
<b>Scoring</b>			
Ilmar'I Thomas	28.2	1st	3rd
<b>Rebounding</b>			
Ilmar'I Thomas	6.7	6th	
<b>Field Goal Percentage</b>			
Ilmar'I Thomas	.644	1st	17th
<b>Assists</b>			
Ilmar'I Thomas	3.2	11th	
Destiny Haymer	2.4	T15th	
<b>Free Throw Percentage</b>			
Ilmar'I Thomas	.826	2nd	16th
Jillian Hayes	.625	13th	
<b>Steals</b>			
Destiny Haymer	1.6	12th	
<b>Blocked Shots</b>			
Jillian Hayes	1.3	6th	
Arame Niang	0.8	T14th	
Jadyn Scott	0.8	T14th	
Ilmar'I Thomas	0.8	T14th	
<b>Assist/Turnover Ratio</b>			
Sofia Gritzali	3.0	4th	
Ilmar'I Thomas	1.7	15th	
<b>Defensive Rebounds</b>			
Ilmar'I Thomas	4.5	9th	
<b>Minutes Played</b>			
Ilmar'I Thomas	38.8	1st	13th
Milan Schimmel	28.5	29th	
<i>* NCAA rankings list if in Top 50 only</i>			

## SPECIALTY STATISTICS

OPPONENT	RESULT	OFF TO	IN PAINT	2ND CHANCE	FAST BREAK	BENCH
Northern Kentucky at Cincinnati	W, 73-67 (OT)	16 22	34 42	11 8	11 8	21 3
No. 5 Louisville at Cincinnati	Canceled					
at Florida		25	38	4	21	21
Cincinnati	L, 58-81	6	24	12	8	10
Xavier at Cincinnati	Postponed					
Marquette at Cincinnati	L, 75-86	21 16	48 46	2 10	22 16	12 14
at Central Michigan		10	18	9	0	4
Cincinnati	L, 62-79	11	30	15	2	14
at Houston						
Cincinnati	Postponed					
East Carolina at Cincinnati	L, 67-74	30 17	22 32	10 13	12 8	9 17
USF at Cincinnati	L, 61-73	6 18	22 42	9 3	18 16	24 4
at SMU						
Cincinnati						
at Wichita State						
at Cincinnati						
Tulsa						
at Cincinnati						
Tulane						
at Cincinnati						
at Temple						
Cincinnati						
at UCF						
Cincinnati						
Memphis						
at Cincinnati						
Wichita State						
at Cincinnati						
at USF						
Cincinnati						
Temple						
at Cincinnati						
at Tulane						
Cincinnati						
at Memphis						
at Cincinnati						
UCF						
at Cincinnati						
Houston						
at Cincinnati						
at East Carolina						
Cincinnati						
at Tulsa						
Cincinnati						
SMU						
at Cincinnati						
<b>TOTALS</b>		<b>OFF TO</b>	<b>IN PAINT</b>	<b>2ND CHANCE</b>	<b>FAST BREAK</b>	<b>BENCH</b>
<b>CINCINNATI</b>		<b>80</b>	<b>208</b>	<b>70</b>	<b>61</b>	<b>62</b>
<b>AVERAGE</b>		<b>13.3</b>	<b>34.7</b>	<b>11.7</b>	<b>10.2</b>	<b>10.3</b>
<b>OPPONENTS</b>		<b>108</b>	<b>176</b>	<b>36</b>	<b>81</b>	<b>91</b>
<b>AVERAGE</b>		<b>18.0</b>	<b>29.3</b>	<b>7.2</b>	<b>13.5</b>	<b>15.2</b>

## BEARCATS STARTING LINEUPS

OPPONENT	UC STARTERS
Northern Kentucky	Haymer, Schimmel, Moore, Thomas, Niang
Louisville	Canceled
at Florida	Haymer, Schimmel, Moore, Thomas, Niang
Xavier	Postponed
Marquette	Haymer, Schimmel, Moore, Thomas, Niang
at Central Michigan	Haymer, Moore, Jadyn Scott, Thomas, Niang
at Houston	Postponed
East Carolina	Schimmel, Hayes, Jadyn Scott, Thomas, Niang
USF	Haymer, Schimmel, Hayes, Thomas, Niang
at SMU	
at Wichita State	
Tulsa	
Tulane	
at Temple	
at UCF	
Memphis	
Wichita State	
at USF	
Temple	
at Tulane	
at Memphis	
UCF	
Houston	
at East Carolina	
at Tulsa	
SMU	

## RECORD BY STARTING LINEUPS

UC STARTERS	RECORD
Haymer, Schimmel, Moore, Thomas, Niang	1-2
Haymer, Moore, Jadyn Scott, Thomas, Niang	0-1
Schimmel, Hayes, Jadyn Scott, Thomas, Niang	0-1
Haymer, Schimmel, Hayes, Thomas, Niang	0-1

## PLAYERS IN DOUBLE FIGURES

# OF PLAYERS	0	1	2	3	4	5	6	7
TIMES THIS SEASON	0	1	4	1	0	0	0	0

## LEADS & DEFICITS

### LARGEST LEAD OF SEASON -

9 pts (1:56, Overtime vs. NKU [11/25/20])

### LARGEST LEAD LOST IN DEFEAT -

6 pts (5:50, 2nd Quarter at Florida [12/5/20])


### LARGEST DEFICIT OF SEASON -

25 pts (4th Quarter at Florida [12/5/20])

### LARGEST DEFICIT OVERCOME IN VICTORY -

13 pts (6:07, 2nd Quarter vs. NKU [11/25/20])






**CAITLYN WILSON**  
G • 5-11 • So.  
Cordova, Tenn.




**DESTINY HAYMER**  
G • 5-8 • Jr.  
Lexington, Miss.



**JADA SCOTT**  
G • 6-1 • So.  
Townsend, Ga.



**RIANE BURTON**  
G • 6-1 • Fr.  
Cypress, Texas




**JANA ABDULLAH**  
F • 6-2 • R-Fr.  
Alexandria, Egypt




**JADYN SCOTT**  
F • 6-1 • So.  
Townsend, Ga.




**ADDAYA MOORE**  
G • 5-10 • R-Jr.  
Granite City, Ill.



**ARAME NIANG**  
F • 6-3 • R-Sr.  
Rufisque, Senegal




**JILLIAN HAYES**  
G • 6-1 • Fr.  
Loveland, Ohio




**MILAN SCHIMMEL**  
G • 5-8 • Jr.  
Mission, Ore.



**IIMAR'I THOMAS**  
F • 5-10 • Sr.  
Oakland, Calif.



**SOFIA GRITZALI**  
G • 5-6 • So.  
Thessaloniki, Greece



**NESMA KHALIFA**  
C • 6-4 • Jr.  
Alexandria, Egypt



**MICHELLE CLARK-HEARD**  
HEAD COACH  
Third Season



**MELISSA KOLBE**  
ASSOCIATE HEAD COACH  
Third Season



**SURINA DIXON**  
ASSISTANT COACH  
Third Season



**CARLOS KNOX**  
ASSISTANT COACH  
First Season

# CINCINNATI PLAYER SEASON & CAREER HIGHS

## #1 - CAITLYN WILSON

2020-21 Season		Career
8 vs. ECU, 12/20/20	Pts	8 vs. ECU, 12/20/20
10 at Central Michigan, 12/12/20	FG Atts	10 at Central Michigan, 12/12/20
3 vs. ECU, 12/20/20	FG Made	3 vs. ECU, 12/20/20
10 at Central Michigan, 12/12/20	3PT-FG Atts	10 at Central Michigan, 12/12/20
2, 2x (last vs. ECU, 12/20/20)	3PT-FG Made	2, 2x (last vs. ECU, 12/20/20)
0	FT Atts	0
0	FT Made	0
1 at Central Michigan, 12/12/20	Rebs	1 at Central Michigan, 12/12/20
2 vs. ECU, 12/20/20	Assts	2 vs. ECU, 12/20/20
2 vs. ECU, 12/20/20	Stls	2 vs. ECU, 12/20/20
1, 2x (last vs. ECU, 12/20/20)	Blks	1, 2x (last vs. ECU, 12/20/20)
21 vs. ECU, 12/20/20	Mins	21 vs. ECU, 12/20/20

## #2 - DESTINY HAYMER

2020-21 Season		Career
13 vs. Marquette, 12/10/20	Pts	13 vs. Marquette, 12/10/20
10 vs. Marquette, 12/10/20	FG Atts	10 vs. Marquette, 12/10/20
6 vs. Marquette, 12/10/20	FG Made	6 vs. Marquette, 12/10/20
4, 2x (last at Central Michigan, 12/12/20)	3PT-FG Atts	4, 2x (last at Central Michigan, 12/12/20)
2 at Central Michigan, 12/12/20	3PT-FG Made	2 at Central Michigan, 12/12/20
2 vs. NKU, 11/25/20	FT Atts	2 vs. NKU, 11/25/20
0	FT Made	0
3 at Central Michigan, 12/12/20	Rebs	3 at Central Michigan, 12/12/20
4 vs. USF, 12/22/20	Assts	4 vs. USF, 12/22/20
3 vs. NKU, 11/25/20	Stls	3 vs. NKU, 11/25/20
1 vs. NKU, 11/25/20	Blks	1 vs. NKU, 11/25/20
36 vs. NKU, 11/25/20	Mins	36 vs. NKU, 11/25/20

## #3 - JADA SCOTT

2020-21 Season		Career
0	Pts	8 vs. Pittsburgh, 12/21/19
3 vs. ECU, 12/20/20	FG Atts	6 vs. Pittsburgh, 12/21/19
0	FG Made	3 vs. Pittsburgh, 12/21/19
0	3PT-FG Atts	1, 2x (last vs. UConn, 2/26/20)
0	3PT-FG Made	1 vs. UConn, 2/26/20
0	FT Atts	2, 3x (last vs. Tulsa, 2/12/20)
0	FT Made	2 vs. Pittsburgh, 12/21/19
4 at Central Michigan, 12/12/20	Rebs	4 at Central Michigan, 12/12/20
1, 2x (last vs. ECU, 12/20/20)	Assts	2 vs. Pittsburgh, 12/21/19
0	Stls	2 at Memphis, 1/8/20
0	Blks	1, 2x (last vs. Coppin State, 12/30/19)
15 vs. ECU, 12/20/20	Mins	15, 2x (last vs. ECU, 12/20/20)

## #4 - RIANE BURTON

2020-21 Season		Career
0	Pts	0
0	FG Atts	0
0	FG Made	0
0	3PT-FG Atts	0
0	3PT-FG Made	0
0	FT Atts	0
0	FT Made	0
0	Rebs	0
0	Assts	0
0	Stls	0
0	Blks	0
0	Mins	0

## #10 - JADYN SCOTT

2020-21 Season		Career
11 vs. ECU, 12/20/20	Pts	11 vs. ECU, 12/20/20
7, 2x (last 11 vs. ECU, 12/20/20)	FG Atts	7, 2x (last 11 vs. ECU, 12/20/20)
5 vs. ECU, 12/20/20	FG Made	5 vs. ECU, 12/20/20
0	3PT-FG Atts	0
0	3PT-FG Made	0
4 vs. NKU, 11/25/20	FT Atts	4 vs. NKU, 11/25/20
3 vs. NKU, 11/25/20	FT Made	3 vs. NKU, 11/25/20
4 vs. Marquette, 12/10/20	Rebs	6 vs. Alabama A&M, 12/17/20
3 vs. ECU, 12/20/20	Assts	3 vs. ECU, 12/20/20
2 vs. USF, 12/22/20	Stls	2, 2x (last vs. USF, 12/22/20)
2 at Central Michigan, 12/12/20	Blks	2, 2x (last at Central Michigan, 12/12/20)
37 vs. ECU, 12/20/20	Mins	37 vs. ECU, 12/20/20

## #14 - ADDAYA MOORE

2020-21 Season		Career
8 vs. NKU, 11/25/20	Pts	9 at Houston, 2/18/20
8 at Central Michigan, 12/12/20	FG Atts	10 vs. UCF, 1/12/20
3, 2x (last vs. Marquette, 12/10/20)	FG Made	4, 3x (last at Houston, 2/18/20)
1, 2x (last vs. Marquette, 12/10/20)	3PT-FG Atts	3 vs. Iowa, 11/27/19
0	3PT-FG Made	1 at Tulane, 1/18/20
3, 2x (last at Central Michigan, 12/12/20)	FT Atts	3, 2x (last at Central Michigan, 12/12/20)
2 vs. NKU, 11/25/20	FT Made	4, 2x (last at USF, 3/3/20)
6, 2x (last at Florida, 12/5/20)	Rebs	9 vs. Miami (Ohio), 12/8/19
4 at Florida, 12/5/20	Assts	4, 5x (last 4 at Florida, 12/5/20)
4, 2x (last vs. Marquette, 12/10/20)	Stls	4, 3x (last vs. Marquette, 12/10/20)
1, 3x (last vs. Marquette, 12/10/20)	Blks	3 vs. Tulsa, 2/12/20
38 vs. NKU, 11/25/20	Mins	38 vs. NKU, 11/25/20

## #15 - ARAME NIANG

2020-21 Season		Career
13 vs. NKU, 11/25/20	Pts	15, 2x (last vs. Rice, 3/15/19)#
11 at Florida, 12/5/20	FG Atts	12 vs. Morgan State, 11/28/18#
6 vs. USF, 12/22/20	FG Made	6, 2x (last vs. USF, 12/22/20)
7 at Florida, 12/5/20	3PT-FG Atts	7, 2x (last at Florida, 12/5/20)
2, 2x (last at Central Michigan, 12/12/20)	3PT-FG Made	3 vs. Rice, 3/15/19#
5 vs. NKU, 11/25/20	FT Atts	6 at Marshall, 2/23/19#
5 vs. NKU, 11/25/20	FT Made	5 vs. NKU, 11/25/20
13 at Florida, 12/5/20	Rebs	13, 2x (last at Florida, 12/5/20)
3, 2x (last at Florida, 12/5/20)	Assts	3, 3x (last at Florida, 12/5/20)
3 vs. Marquette, 12/10/20	Stls	3, 2x (last vs. Marquette, 12/10/20)
1, 5x (last vs. USF, 12/22/20)	Blks	2, 6x (last vs. Morehead State, 3/24/19)#
29, 2x (last vs. USF, 12/22/20)	Mins	29, 2x (last vs. USF, 12/22/20)

#- Statistics from 2018-19 season at Western Kentucky

## #20 - JILLIAN HAYES

2020-21 Season		Career
10 vs. ECU, 12/20/20	Pts	10 vs. ECU, 12/20/20
8, 2x (last vs. USF, 12/22/20)	FG Atts	8, 2x (last vs. USF, 12/22/20)
3 at Central Michigan, 12/12/20	FG Made	3 at Central Michigan, 12/12/20
2 vs. USF, 12/22/20	3PT-FG Atts	1, 4x (last vs. ECU, 12/20/20)
0	3PT-FG Made	0
8 vs. USF, 12/22/20	FT Atts	8 vs. USF, 12/22/20
4 vs. USF, 12/22/20	FT Made	4 vs. USF, 12/22/20
7 at Central Michigan, 12/12/20	Rebs	7 at Central Michigan, 12/12/20
2, 2x (last vs. ECU, 12/20/20)	Assts	2, 2x (last vs. ECU, 12/20/20)
2, 2x (last vs. ECU, 12/20/20)	Stls	2, 2x (last vs. ECU, 12/20/20)
3 at Florida, 12/5/20	Blks	3 at Florida, 12/5/20
37 vs. USF, 12/22/20	Mins	37 vs. USF, 12/22/20

## #21 - MILAN SCHIMMEL

2020-21 Season		Career
8 vs. NKU, 11/25/20	Pts	8 vs. NKU, 11/25/20
9 vs. Marquette, 12/10/20	FG Atts	9 vs. Marquette, 12/10/20
3 vs. Marquette, 12/10/20	FG Made	3 vs. Marquette, 12/10/20
5 vs. NKU, 11/25/20	3PT-FG Atts	5 vs. NKU, 11/25/20
2 vs. NKU, 11/25/20	3PT-FG Made	2 vs. NKU, 11/25/20
2, 3x (last vs. ECU, 12/20/20)	FT Atts	2, 3x (last vs. ECU, 12/20/20)
2 vs. NKU, 11/25/20	FT Made	2 vs. NKU, 11/25/20
5 vs. Marquette, 12/10/20	Rebs	5 vs. Marquette, 12/10/20
4, 2x (last vs. ECU, 12/20/20)	Assts	4, 2x (last vs. ECU, 12/20/20)
2 vs. Marquette, 12/10/20	Stls	2 vs. Marquette, 12/10/20
3 vs. ECU, 12/20/20	Blks	3 vs. ECU, 12/20/20
36 vs. USF, 12/22/20	Mins	36 vs. USF, 12/22/20

## #23 - IIMAR'I THOMAS

2020-21 Season		Career
34 vs. NKU, 11/25/20	Pts	35 vs. Houston 1/22/20
23 vs. NKU, 11/25/20	FG Atts	23 vs. NKU, 11/25/20
14 vs. NKU, 11/25/20	FG Made	14, 2x (last vs. NKU, 11/25/20)
3 vs. NKU, 11/25/20	3PT-FG Atts	2, 2x (last vs. Bucknell, 11/28/19)
1 vs. NKU, 11/25/20	3PT-FG Made	1, 3x (last at Wichita State, 3/28/19)
16 vs. Marquette, 12/10/20	FT Atts	16 vs. Marquette, 12/10/20
14 vs. Marquette, 12/10/20	FT Made	14 vs. Marquette, 12/10/20
8, 2x (last at Central Michigan, 12/12/20)	Rebs	18 vs. Xavier, 12/16/18
6 vs. NKU, 11/25/20	Assts	6, 3x (last vs. NKU, 11/25/20)
4 vs. USF, 12/22/20	Stls	4 vs. USF, 12/22/20
2 vs. ECU, 12/20/20	Blks	3, 3x (last vs. UCF, 3/8/20)
44 vs. NKU, 11/25/20	Mins	44 vs. NKU, 11/25/20

## #33 - SOFIA GRITZALI

2020-21 Season		Career
7 vs. ECU, 12/20/20	Pts	7 vs. ECU, 12/20/20
3, 2x (last vs. USF, 12/22/20)	FG Atts	3, 2x (last vs. USF, 12/22/20)
1 vs. ECU, 12/20/20	FG Made	2 vs. Ball State, 11/16/19
1, 2x (last vs. USF, 12/22/20)	3PT-FG Atts	1, 4x (last vs. USF, 12/22/20)
0	3PT-FG Made	1 vs. Miami (Ohio), 12/8/19
5 vs. ECU, 12/20/20	FT Atts	2, 5x (last vs. Marquette, 12/10/20)
5 vs. ECU, 12/20/20	FT Made	2 vs. East Carolina, 3/2/20
3 vs. ECU, 12/20/20	Rebs	5 vs. Alabama A&M, 12/17/19
3 vs. ECU, 12/20/20	Assts	1, 2x (last vs. Coppin State, 12/30/19)
1, 2x (last vs. ECU, 12/12/20)	Stls	1, 4x (last vs. ECU, 12/12/20)
0	Blks	0
13 vs. ECU, 12/20/20	Mins	13 vs. ECU, 12/20/20

## #50 - NESMA KHALIFA

2019-20 Season		Career
2 vs. ECU, 12/20/20	Pts	6 vs. Miami (Ohio), 12/8/19
3 vs. ECU, 12/20/20	FG Atts	6 vs. Coppin State, 12/30/19
1 vs. ECU, 12/20/20	FG Made	3 vs. Miami (Ohio), 12/8/19
1, 5x (last vs. USF, 12/22/20)	3PT-FG Atts	2, 2x (last vs. UConn, 3/9/20)
0	3PT-FG Made	1, 2x (last vs. Memphis, 3/7/20)
0	FT Atts	2 vs. East Carolina, 3/2/20
0	FT Made	1 vs. East Carolina, 3/2/20
1, 3x (last vs. ECU, 12/20/20)	Rebs	6 vs. Bucknell, 11/28/19
0	Assts	2 at Xavier, 12/14/19
0	Stls	1, 2x (last vs. UCF, 1/12/20)
1 at Florida, 12/5/20	Blks	2, 3x (last vs. Memphis, 3/7/20)
8 vs. USF, 12/22/20	Mins	13, 3x (last vs. Memphis, 3/7/20)



# #1 CAITLYN WILSON

GUARD • 5-11 • SOPHOMORE • CORDOVA, TENN./ARLINGTON/CHIPOLA JC

**2020-21 Season (Sophomore):** Posted a career-high 8 points with a pair of threes against East Carolina (12/20) ... scored six points with a pair of threes at Central Michigan (12/12) ... played four minutes against Northern Kentucky, attempting one 3-pointer.

**Prior to Cincinnati:** Played her freshman season (2019-20) at Chipola Junior College in Marianna, Fla. ... ranked as the No. 5 JUCO player in the Class of 2021 according to All-Star Girls Report ... started 18 of 27 games played, averaging 13.6 points, 3.2 rebounds, 2.0 steals and 0.9 assists while also averaging 3.4 made 3-pointers per contest ... shot 37.5 percent from the floor, including connecting on 35 percent of her shots from three ... earned All-Panhandle Conference First Team honors ... opened her collegiate career scoring a career-high 36 points in a win over Denmark Tech as she shot 10-of-19 from the floor, including 9-of-17 from three ... led the team in scoring with 17 points in her team's 74-71 win over top-ranked Gulf Coast State ... scored in double-digits in 15 games, reaching 20 or more points in four times.

**Personal:** Born Mar. 15, 2001 in Biloxi, Mississippi ... daughter of Carla and Carlos Wilson ... has one brother, Carlos "Deuce" Wilson II ... right-handed.

## SEASON & CAREER STATISTICS

### 2020-21 Season

	Pts	Career
8 vs. ECU, 12/20/20		8 vs. ECU, 12/20/20
10 at Central Michigan, 12/12/20	FG Atts	10 at Central Michigan, 12/12/20
3 vs. ECU, 12/20/20	FG Made	3 vs. ECU, 12/20/20
10 at Central Michigan, 12/12/20	3PT-FG Atts	10 at Central Michigan, 12/12/20
2, 2x (last vs. ECU, 12/20/20)	3PT-FG Made	2, 2x (last vs. ECU, 12/20/20)
0	FT Atts	0
0	FT Made	0
1 at Central Michigan, 12/12/20	Rebs	1 at Central Michigan, 12/12/20
2 vs. ECU, 12/20/20	Assts	2 vs. ECU, 12/20/20
2 vs. ECU, 12/20/20	Stls	2 vs. ECU, 12/20/20
1, 2x (last vs. ECU, 12/20/20)	Blks	1, 2x (last vs. ECU, 12/20/20)
21 vs. ECU, 12/20/20	Mins	21 vs. ECU, 12/20/20

## MISCELLANEOUS STATISTICS

### CATEGORY

	2020-21	CAREER
Double-Figure Scoring Games	0	0
Double-Figure Rebounding Games	0	0
Double-Double Games	0	0
20-Point Scoring Games	0	0
Games Led UC in Scoring	0	0
Games Led UC in Rebounding	0	0
Games Led UC in Assists	0	0
Games With 3+ Assists	0	0
Games With 3+ Blocks	0	0
Games With 3+ Steals	0	0
Games With 3+ 3-Pointers	0	0

## GAME-BY-GAME STATISTICS

### 2020-21 (SOPHOMORE SEASON)

#### #1 WILSON, Caitlyn

Opponent	Date	GS	MIN	Total	3-Pointers	Free throws	Rebounds	PF	A	T/O	BLK	STL	PTS	AVG
Northern Ky.	11/25/2020		03:56	0-1 .000	0-1 .000	0-0 .000	0 0 0 0.0	2	0	0	0	0	0	0.0
at Central Mich.	12/12/2020		19:41	2-10 .200	2-10 .200	0-0 .000	0 1 1 0.5	2	0	2	1	0	6	3.0
East Carolina	12/20/2020		21:04	3-8 .375	2-7 .286	0-0 .000	0 0 0 0.3	1	2	2	1	2	8	4.7
South Fla.	12/22/2020		02:56	0-2 .000	0-2 .000	0-0 .000	0 0 0 0.3	1	0	0	0	0	0	3.5
Totals		0	47:37	5-21 .238	4-20 .200	0-0 .000	0 1 1 0.3	6	2	4	2	2	14	3.5

#### Player Averages

Games Played	Minutes/ game	Points/ game	FG Pct	3FG Pct	FT Pct	Rebounds/ game	Assists/ game	Turnovers/ game	Assist/Turnover ratio	Steals/ game	Blocks/ game
4	11.9	3.5	23.8	20.0	0.0	0.3	0.5	1.0	0.5	0.5	0.5

## CAREER STATISTICS

### WILSON, Caitlyn

				Field Goals		3-Point		F-Throws		Rebounds									Scoring	
SEASON	TEAM	GP-GS	MIN/AVG	FG-FGA	FG%	3FG-FGA	3FG%	FT-FTA	FT%	OFF	DEF	TOT	AVG	PF-FO	AST	TO	BLK	STL	PTS	AVG
2020-21	UC	4-0	48/11.9	5-21	.238	4-20	.200	0-0	.000	0	1	1	0.3	6-0	2	4	2	2	14	3.5
TOTAL		4-0	48/11.9	5-21	.238	4-20	.200	0-0	.000	0	1	1	0.3	6-0	2	4	2	2	14	3.5



# #2 DESTINY HAYMER

GUARD • 5-8 • JUNIOR • LEXINGTON, MISS./HOLMES COUNTY CENTRAL/JONES COLLEGE

**2020-21 Season (Junior):** Scored 13 points on 6-of-10 shooting with three assists and two steals vs. Marquette (12/10) ... contributed seven points, three steals and three assists in 36 minutes against NKU (11/25).

**Prior to Cincinnati:** Averaged 11.4 points, 6.8 assists, 5.0 rebounds and 1.2 steals as a sophomore at Jones College in 2019-20 ... named WBCA Two-Year College Coaches' All-American ... ranked as the No. 12 junior college recruit in the 2020 class by All Star Girls Report (ASGR) ... helped her team to a 24-4 record and a No. 8 seed in the national tournament, cancelled because of the COVID-19 pandemic ... averaged 12.1 points, 3.9 rebounds, and 3.7 assists as a freshman at Jones College in 2018-19 ... tabbed a First Team All-MACJC and NJCAA All-Region 23 pick in 2019 ... scored in double figures in 22 of 30 games, including a season-high 21 against New Mexico JC in the NJCAA National Tournament... had a triple-double in an 88-84 win over No. 24 Three Rivers, finishing with 13 points, 12 assists and 10 rebounds ... selected to play in the NJCAA All-Star Game following the 2018-19 campaign ... averaged 16.9 points, 7.3 rebounds, 4.8 steals and 3.4 assists as a senior at Holmes County Central High School ... tabbed the 2017-18 Gatorade Mississippi Player of the Year... named to the Clarion-Ledger's "Dandy Dozen" for 2017-18 ... led the Jaguars to the 2016 5A state championship... had 10 career triple-doubles and one quadruple-double.

**Personal:** Born Apr. 7, 2000 in Greenwood, Mississippi ... Daughter of Lorene and Alvin Haymer ... has four sisters: Mieka, Keyundra, Kenyada and Amber ... left-handed.

## SEASON & CAREER STATISTICS

2020-21 Season		Career
13 vs. Marquette, 12/10/20	Pts	13 vs. Marquette, 12/10/20
10 vs. Marquette, 12/10/20	FG Atts	10 vs. Marquette, 12/10/20
6 vs. Marquette, 12/10/20	FG Made	6 vs. Marquette, 12/10/20
4, 2x (last at Central Michigan, 12/12/20)	3PT-FG Atts	4, 2x (last at Central Michigan, 12/12/20)
2 at Central Michigan, 12/12/20	3PT-FG Made	2 at Central Michigan, 12/12/20
2 vs. NKU, 11/25/20	FT Atts	2 vs. NKU, 11/25/20
0	FT Made	0
3 at Central Michigan, 12/12/20	Rebs	3 at Central Michigan, 12/12/20
4 vs. USF, 12/22/20	Assts	4 vs. USF, 12/22/20
3 vs. NKU, 11/25/20	Stls	3 vs. NKU, 11/25/20
1 vs. NKU, 11/25/20	Blks	1 vs. NKU, 11/25/20
36 vs. NKU, 11/25/20	Mins	36 vs. NKU, 11/25/20

## MISCELLANEOUS STATISTICS

CATEGORY	2020-21	CAREER
Double-Figure Scoring Games	1	1
Double-Figure Rebounding Games	0	0
Double-Double Games	0	0
20-Point Scoring Games	0	0
Games Led UC in Scoring	0	0
Games Led UC in Rebounding	0	0
Games Led UC in Assists	3	3
Games With 3+ Assists	2	2
Games With 3+ Blocks	0	0
Games With 3+ Steals	1	1
Games With 3+ 3-Pointers	0	0

## GAME-BY-GAME STATISTICS

### 2020-21 (JUNIOR SEASON)

#### #2 HAYMER, Destiny

Opponent	Date	GS	MIN	Total		3-Pointers		Free throws		Rebounds			PF	A	T/O	BLK	STL	PTS	AVG	
				FG-FA	PCT	3FG-3FA	PCT	FT-FTA	PCT	OFF	DEF	TOT	AVG							
Northern Ky.	11/25/2020	+	35:53	3-5	.600	1-3	.333	0-2	.000	0	1	1	1.0	4	3	6	1	3	7	7.0
at Florida	12/05/2020	+	22:22	2-6	.333	0-0	.000	0-0	.000	0	2	2	1.5	4	0	4	0	0	4	5.5
Marquette	12/10/2020	+	28:31	6-10	.600	1-4	.250	0-0	.000	0	1	1	1.3	4	3	1	0	2	13	8.0
at Central Mich.	12/12/2020	+	21:03	2-8	.250	2-4	.500	0-0	.000	0	3	3	1.8	5	2	2	0	1	6	7.5
South Fla.	12/22/2020	+	22:18	2-4	.500	0-0	.000	0-0	.000	0	2	2	1.8	5	4	2	0	2	4	6.8
Totals			5	130:07	15-33	.455	4-11	.364	0-2	.000	0	9	1.8	22	12	15	1	8	34	6.8

#### Player Averages

Games Played	Minutes/game	Points/game	FG Pct	3FG Pct	FT Pct	Rebounds/game	Assists/game	Turnovers/game	Assist/Turnover ratio	Steals/game	Blocks/game
5	26.0	6.8	45.5	36.4	0.0	1.8	2.4	3.0	0.8	1.6	0.2

## CAREER STATISTICS

### HAYMER, Destiny

				Field Goals		3-Point		F-Throws		Rebounds									Scoring	
SEASON	TEAM	GP-GS	MIN/AVG	FG-FGA	FG%	3FG-FGA	3FG%	FT-FTA	FT%	OFF	DEF	TOT	AVG	PF-FO	AST	TO	BLK	STL	PTS	AVG
2020-21	UC	5-5	130/26.0	15-33	.455	4-11	.364	0-2	.000	0	9	9	1.8	22-2	12	15	1	8	34	6.8
TOTAL		5-5	130/26.0	15-33	.455	4-11	.364	0-2	.000	0	9	9	1.8	22-2	12	15	1	8	34	6.8





# #3 JADA SCOTT

GUARD • 6-1 • SOPHOMORE • TOWNSEND, GA./FREDERICA ACADEMY

**2020-21 Season (Sophomore):** Handed out an assist in 15 minutes against East Carolina (12/20).

**2019-20 Season (Freshman):** Played in 18 games with one start, averaging 1.2 points and 0.8 rebounds in 5.9 minutes ... scored a season-high eight points with a pair of assists in 15 minutes off the bench against Pittsburgh (12/21) ... had five points, including a 3-pointer, in four minutes against UConn (2/26) ... pulled down three rebounds in seven minutes against Alabama A&M (12/17) ... swiped two steals at Memphis (1/8).

**Prior to Cincinnati:** Ranked as the No. 39 wing in the country by ESPN ... averaged 13.0 points and 9.2 rebounds as a senior at Frederica ... named a Brunswick News Coastal Georgia All-Area Second Team honoree ... earned Georgia Independent School Association (GISA) 3A All-State and All-Region accolades.

**Personal:** Born Feb. 5, 2001 in Brunswick, Georgia ... daughter of Anita and Eddie Scott ... has a twin sister, Jady, who also plays on the UC women's basketball team ... brother, Trevon, played on the UC men's basketball team, earning 2020 American Athletic Conference Defensive Player of the Year honors ... right-handed.

## SEASON & CAREER STATISTICS

2020-21 Season	Career	
0	Pts	8 vs. Pittsburgh, 12/21/19
3 vs. ECU, 12/20/20	FG Atts	6 vs. Pittsburgh, 12/21/19
0	FG Made	3 vs. Pittsburgh, 12/21/19
0	3PT-FG Atts	1, 2x (last vs. UConn, 2/26/20)
0	3PT-FG Made	1 vs. UConn, 2/26/20
0	FT Atts	2, 3x (last vs. Tulsa, 2/12/20)
0	FT Made	2 vs. Pittsburgh, 12/21/19
4 at Central Michigan, 12/12/20	Rebs	4 at Central Michigan, 12/12/20
1, 2x (last vs. ECU, 12/20/20)	Assts	2 vs. Pittsburgh, 12/21/19
0	Stls	2 at Memphis, 1/8/20
0	Blks	1, 2x (last vs. Coppin State, 12/30/19)
15 vs. ECU, 12/20/20	Mins	15, 2x (last vs. ECU, 12/20/20)

## MISCELLANEOUS STATISTICS

CATEGORY	2019-20	2020-21	CAREER
Double-Figure Scoring Games	0	0	0
Double-Figure Rebounding Games	0	0	0
Double-Double Games	0	0	0
20-Point Scoring Games	0	0	0
Games Led Team in Scoring	0	0	0
Games Led Team in Rebounding	0	0	0
Games Led Team in Assists	0	0	0
Games With 3+ Assists	0	0	0
Games With 3+ Blocks	0	0	0
Games With 3+ Steals	0	0	0
Games With 3+ 3-Pointers	0	0	0

## GAME-BY-GAME STATISTICS

### 2020-21 (SOPHOMORE SEASON)

#### #3 SCOTT, Jada

Opponent	Date	GS	MIN	Total		3-Pointers		Free throws		Rebounds		PF	A	T/O	BLK	STL	PTS	AVG
				FG-FGA	PCT	3FG-3FGA	PCT	FT-FTA	PCT	OFF	DEF							
at Central Mich.	12/12/2020		08:10	0-1	.000	0-0	.000	0-0	.000	1	3	4	0	2	1	1	0	0.0
East Carolina	12/20/2020		15:24	0-3	.000	0-0	.000	0-0	.000	0	1	1	2.5	3	1	3	0	0.0
South Fla.	12/22/2020		04:31	0-0	.000	0-0	.000	0-0	.000	0	0	0	1.7	1	0	1	0	0.0
Totals			0 28:05	0-4	.000	0-0	.000	0-0	.000	1	4	5	1.7	6	2	5	0	0.0

#### Player Averages

Games Played	Minutes/game	Points/game	FG Pct	3FG Pct	FT Pct	Rebounds/game	Assists/game	Turnovers/game	Assist/Turnover ratio	Steals/game	Blocks/game
3	9.4	0.0	0.0	0.0	0.0	1.7	0.7	1.7	0.4	0.0	0.0

### 2019-20 (FRESHMAN SEASON)

#### #3 SCOTT, Jada

Opponent	Date	GS	MIN	Total FG-FGA	PCT	3-Pointers 3FG-3FGA	PCT	Free throws FT-FTA	PCT	Rebounds OFF DEF TOT	AVG	PF	A	T/O	BLK	STL	PTS	AVG		
at VCU	12/05/2019		06:00	0-0	.000	0-0	.000	0-0	.000	0	1	1	1.0	1	0	0	0	0	0.0	
Miami (OH)	12/08/2019		08:30	1-2	.500	0-0	.000	0-0	.000	1	1	2	1.5	1	1	2	0	2	1.0	
at Xavier	12/14/2019		04:18	0-1	.000	0-0	.000	0-0	.000	0	1	1	1.3	1	0	0	1	0	0.7	
Alabama A&M	12/17/2019		07:07	0-1	.000	0-0	.000	1-2	.500	1	2	3	1.8	1	1	1	0	1	0.8	
Pittsburgh	12/21/2019		15:24	3-6	.500	0-1	.000	2-2	1.000	1	0	1	1.6	2	2	1	0	1	6	2.2
Coppin St.	12/30/2019		13:40	0-3	.000	0-0	.000	0-0	.000	0	1	1	1.5	2	0	2	1	0	1	0.8
at South Fla.	01/05/2020		04:40	0-1	.000	0-0	.000	0-0	.000	0	0	0	1.3	1	1	0	0	0	0	1.6
at Memphis	01/08/2020	*	09:11	1-2	.500	0-0	.000	0-0	.000	0	1	1	1.3	4	1	1	0	2	2	1.6
UCF	01/12/2020		05:56	0-1	.000	0-0	.000	0-0	.000	0	1	1	1.2	2	0	0	0	0	0	1.4
at Tulane	01/18/2020		05:11	0-0	.000	0-0	.000	0-0	.000	0	0	0	1.1	1	0	0	0	0	0	1.3
Houston	01/22/2020		01:58	0-0	.000	0-0	.000	0-0	.000	0	1	1	1.0	1	0	0	0	0	0	1.2
Tulsa	02/12/2020		03:14	0-1	.000	0-0	.000	1-2	.500	1	0	1	1.1	1	0	0	0	1	0	1.2
UConn	02/26/2020		04:16	2-2	1.000	1-1	1.000	0-0	.000	0	1	1	1.1	3	1	0	0	5	1.5	
at Wichita St.	02/29/2020		01:37	0-0	.000	0-0	.000	0-0	.000	0	0	0	1.0	1	1	0	0	0	0	1.4
East Carolina	03/02/2020		07:22	0-0	.000	0-0	.000	0-0	.000	0	0	0	0.9	0	0	0	0	0	0	1.3
vs Memphis	03/07/2020		07:20	1-1	1.000	0-0	.000	0-0	.000	0	0	0	0.9	1	0	0	0	0	2	1.3
vs UCF	03/08/2020		01:44	0-1	.000	0-0	.000	0-0	.000	0	0	0	0.8	1	0	0	0	0	0	1.2
vs UConn	03/09/2020		00:50	0-0	.000	0-0	.000	0-0	.000	0	0	0	0.8	0	0	1	0	0	0	1.2
Totals		1	108:18	8-22	.364	1-2	.500	4-6	.667	4	10	14	0.8	23	8	8	2	3	21	1.2

#### Player Averages

Games Played	Minutes/game	Points/game	FG Pct	3FG Pct	FT Pct	Rebounds/game	Assists/game	Turnovers/game	Assist/Turnover ratio	Steals/game	Blocks/game
18	6.0	1.2	36.4	50.0	66.7	0.8	0.4	0.4	1.0	0.2	0.1

## CAREER STATISTICS

### SCOTT, Jada

				Field Goals		3-Point		F-Throws		Rebounds									Scoring	
SEASON	TEAM	GP-GS	MIN/AVG	FG-FGA	FG%	3FG-FGA	3FG%	FT-FTA	FT%	OFF	DEF	TOT	AVG	PF-FO	AST	TO	BLK	STL	PTS	AVG
2019-20	UC	18-1	108/6.0	8-22	.364	1-2	.500	4-6	.667	4	10	14	0.8	23-0	8	8	2	3	21	1.2
2020-21	UC	3-0	28/9.4	0-4	.000	0-0	.000	0-0	.000	1	4	5	1.7	6-0	2	5	0	0	0	0.0
TOTAL		21-1	136/6.5	8-26	.308	1-2	.500	4-6	.667	5	14	19	0.9	29-0	10	13	2	3	21	1.0



# #4 RIANE BURTON

GUARD • 6-1 • FRESHMAN • CYPRESS, TEXAS/CYPRESS RANCH HS

**2020-21 Season (Freshman):** Has not seen action.

**Prior to Cincinnati:** Ranked as the No. 88 prospect nationally and a four-star recruit in the 2020 class by Prospects Nation ... tabbed as the No. 10 wing in the country in her class by ESPN ... averaged 19 points, 14 rebounds and 2.0 assists as a senior at Cypress Ranch High School ... helped guide the Mustangs to a 31-8 overall record third-round of the state playoffs as a junior, averaged 16 points and 11 rebounds ... a three-time First Team All-District honoree... named a 2018-19 All-Greater Houston First Team and All-State selection... participated in the 2018 USA Basketball Women's U17 World Cup Team Trials.

**Personal:** Born Nov. 6, 2001 in Cleveland, Ohio ... daughter of Claudette McDonald and Donald Burton ... has one sister, Devin ... right-handed.

## SEASON & CAREER STATISTICS

2020-21 Season	Career
0	Pts 0
0	FG Atts 0
0	FG Made 0
0	3PT-FG Atts 0
0	3PT-FG Made 0
0	FT Atts 0
0	FT Made 0
0	Rebs 0
0	Assts 0
0	Stls 0
0	Blks 0
0	Mins 0

## MISCELLANEOUS STATISTICS

CATEGORY	2020-21	CAREER
Double-Figure Scoring Games	0	0
Double-Figure Rebounding Games	0	0
Double-Double Games	0	0
20-Point Scoring Games	0	0
Games Led UC in Scoring	0	0
Games Led UC in Rebounding	0	0
Games Led UC in Assists	0	0
Games With 3+ Assists	0	0
Games With 3+ Blocks	0	0
Games With 3+ Steals	0	0
Games With 3+ 3-Pointers	0	0

## GAME-BY-GAME STATISTICS

2020-21 (FRESHMAN SEASON)

## CAREER STATISTICS



# #5 JANA ABDULLAH

FORWARD • 6-2 • R-FRESHMAN • ALEXANDRIA, EGYPT/KING INTEGRATED AMERICAN SCHOOL

**2020-21 Season (Sophomore):** Has not seen action.

**2019-20 Season (Freshman):** Sat out the season as a redshirt.

**Prior to Cincinnati:** A graduate of the NBA Academy Women's Program ... led the Egyptian National Team to a third-place finish in the 2017 FIBA Africa Championships ... represented Egypt in the Junior Olympics in 3-on-3 competition ... garnered top scorer accolades in the Egyptian Junior League ... served as leading scorer on the U18 National Team that won the FIBA Women's African Championship in 2018.

**Personal:** Born Aug. 23, 2001 in Alexandria, Egypt ... daughter of Mona Samaha and Haytham Saad ... has one brother, Abdullah ... right-handed.

## SEASON & CAREER STATISTICS

2020-21 Season	Career
0	0
0	0
0	0
0	0
0	0
0	0
0	0
0	0
0	0
0	0
0	0
0	0
0	0
0	0
0	0

## MISCELLANEOUS STATISTICS

CATEGORY	2020-21	CAREER
Double-Figure Scoring Games	0	0
Double-Figure Rebounding Games	0	0
Double-Double Games	0	0
20-Point Scoring Games	0	0
Games Led UC in Scoring	0	0
Games Led UC in Rebounding	0	0
Games Led UC in Assists	0	0
Games With 3+ Assists	0	0
Games With 3+ Blocks	0	0
Games With 3+ Steals	0	0
Games With 3+ 3-Pointers	0	0

## GAME-BY-GAME STATISTICS

2020-21 (R-FRESHMAN SEASON)

2019-20 (FRESHMAN SEASON)

#5 ABDULLAH, Jana

Opponent	Date	GS	MIN	Total FG-FGA	PCT	3-Pointers 3FG-3FGA	PCT	Free throws FT-FTA	PCT	Rebounds OFF DEF TOT AVG	PF	A	T/O	BLK	STL	PTS	AVG
Coppin St.	12/30/2019		02:36	0-0	.000	0-0	.000	0-0	.000	0	0	0	0.0	0	0	0	0.0
Totals		0	02:36	0-0	.000	0-0	.000	0-0	.000	0	0	0	0.0	0	0	0	0.0

Player Averages

Games Played	Minutes/game	Points/game	FG Pct	3FG Pct	FT Pct	Rebounds/game	Assists/game	Turnovers/game	Assist/Turnover ratio	Steals/game	Blocks/game
1	2.6	0.0	0.0	0.0	0.0	0.0	0.0	1.0	0.0	0.0	0.0

## CAREER STATISTICS

ABDULLAH, Jana

				Field Goals		3-Point		F-Throws		Rebounds									Scoring	
SEASON	TEAM	GP-GS	MIN/AVG	FG-FGA	FG%	3FG-FGA	3FG%	FT-FTA	FT%	OFF	DEF	TOT	AVG	PF-FO	AST	TO	BLK	STL	PTS	AVG
2019-20	UC	1-0	3/2.6	0-0	.000	0-0	.000	0-0	.000	0	0	0	0.0	0-0	0	1	0	0	0	0.0
TOTAL		1-0	3/2.6	0-0	.000	0-0	.000	0-0	.000	0	0	0	0.0	0-0	0	1	0	0	0	0.0



# #10 JADYN SCOTT

FORWARD • 6-1 • SOPHOMORE • TOWNSEND, GA./FREDERICA ACADEMY

**2020-21 Season (Sophomore):** Posted 11 points on 5-of-7 shooting with three assists and a block against ECU (12/20) ... scored nine points on 4-of-7 shooting in 18 minutes against Marquette (12/10) ... went 3 of 4 from the foul line with three rebounds against NKU (11/25).

**2019-20 Season (Freshman):** Played in 23 games as a reserve, averaging 1.5 points and 1.2 rebounds in 7.7 minutes ... scored a season-high six points with a couple of rebounds in 14 minutes against Xavier (12/14) ... posted five points with a block and a steal in seven minutes against UConn (2/26) ... pulled down a season-best six rebounds with two blocks and two assists in 16 minutes against Alabama A&M (12/17) ... grabbed four rebounds in back-to-back games against at SMU (2/8) and Tulsa (2/12).

**Prior to Cincinnati:** Averaged 14.1 points and 12.0 rebounds as a senior at Frederica Academy ... ranked as the No. 33 wing prospect nationally by ESPN and No. 248 overall by All-Star Girls Report ... GISA 2-3A All-Region selection.

**Personal:** Born Feb. 5, 2001 in Brunswick, Georgia ... daughter of Anitra and Eddie Scott ... has a twin sister, Jada, who also plays on the UC women's basketball team ... brother, Trevon, played on the UC men's basketball team, earning 2020 American Athletic Conference Defensive Player of the Year honors ... right-handed.

## SEASON & CAREER STATISTICS

2020-21 Season		Career
11 vs. ECU, 12/20/20	Pts	11 vs. ECU, 12/20/20
7, 2x (last 11 vs. ECU, 12/20/20)	FG Atts	7, 2x (last 11 vs. ECU, 12/20/20)
5 vs. ECU, 12/20/20	FG Made	5 vs. ECU, 12/20/20
0	3PT-FG Atts	0
0	3PT-FG Made	0
4 vs. NKU, 11/25/20	FT Atts	4 vs. NKU, 11/25/20
3 vs. NKU, 11/25/20	FT Made	3 vs. NKU, 11/25/20
4 vs. Marquette, 12/10/20	Rebs	6 vs. Alabama A&M, 12/17/20
3 vs. ECU, 12/20/20	Assts	3 vs. ECU, 12/20/20
2 vs. USF, 12/22/20	Stls	2, 2x (last vs. USF, 12/22/20)
2 at Central Michigan, 12/12/20	Blks	2, 2x (last at Central Michigan, 12/12/20)
37 vs. ECU, 12/20/20	Mins	37 vs. ECU, 12/20/20

## MISCELLANEOUS STATISTICS

CATEGORY	2019-20	2020-21	CAREER
Double-Figure Scoring Games	0	0	0
Double-Figure Rebounding Games	0	0	0
Double-Double Games	0	0	0
20-Point Scoring Games	0	0	0
Games Led Team in Scoring	0	0	0
Games Led Team in Rebounding	0	0	0
Games Led Team in Assists	0	0	0
Games With 3+ Assists	0	0	0
Games With 3+ Blocks	0	0	0
Games With 3+ Steals	0	0	0
Games With 3+ 3-Pointers	0	0	0

## GAME-BY-GAME STATISTICS

### 2020-21 (SOPHOMORE SEASON)

#### #10 SCOTT, Jadyn

Opponent	Date	GS	MIN	Total		3-Pointers		Free throws		Rebounds		PF	A	T/O	BLK	STL	PTS	AVG		
				FG-FGA	PCT	3FG-3FGA	PCT	FT-FTA	PCT	OFF	DEF								TOT	
Northern Ky. at Florida	11/25/2020		14:41	0-1	.000	0-0	.000	3-4	.750	1	2	3	3.0	2	1	1	1	3	3.0	
	12/05/2020		14:15	1-3	.333	0-0	.000	1-2	.500	2	1	3	3.0	4	0	2	1	1	3	3.0
Marquette	12/10/2020		18:02	4-7	.571	0-0	.000	1-2	.500	2	2	4	3.3	3	0	2	0	9	5.0	
at Central Mich.	12/12/2020		27:44	2-2	1.000	0-0	.000	0-0	.000	1	1	2	3.0	3	1	1	2	4	4.8	
East Carolina	12/20/2020		37:11	5-7	.714	0-0	.000	1-1	1.000	2	0	2	2.8	2	3	2	1	0	11	6.0
South Fla.	12/22/2020		11:20	1-3	.333	0-0	.000	0-0	.000	1	0	1	2.5	1	0	1	0	2	2	5.3
Totals			2 123:13	13-23	.565	0-0	.000	6-9	.667	9	6	15	2.5	15	5	9	5	4	32	5.3

#### Player Averages

Games Played	Minutes/game	Points/game	FG Pct	3FG Pct	FT Pct	Rebounds/game	Assists/game	Turnovers/game	Assist/Turnover ratio	Steals/game	Blocks/game
6	20.5	5.3	56.5	0.0	66.7	2.5	0.8	1.5	0.6	0.7	0.8

### 2019-20 (FRESHMAN SEASON)

#### #10 SCOTT, Jadyn

Opponent	Date	GS	MIN	Total FG-FGA	PCT	3-Pointers FGF-GFGA	PCT	Free throws FTF-FTA	PCT	Rebounds OFF DEF TOT	PF	A	T/O	BLK	STL	PTS	AVG			
Utah	11/05/2019	07:23	0-2	.000	0-0	.000	0-0	.000	0	0	0	0.0	4	1	0	0	0	0.0		
Miami (OH)	12/08/2019	08:31	2-5	.400	0-0	.000	0-0	.000	0	1	1	0.5	2	0	0	0	4	2.0		
at Xavier	12/14/2019	12:55	2-3	.667	0-0	.000	2-2	1.000	0	2	2	1.0	1	1	0	1	6	3.3		
Alabama A&M	12/17/2019	16:31	1-3	.333	0-0	.000	0-0	.000	0	1	5	6.3	2	2	1	2	0	3.0		
Pittsburgh	12/21/2019	08:19	1-2	.500	0-0	.000	0-0	.000	0	0	0	1.8	1	0	1	1	0	2.8		
Coppin St.	12/30/2019	12:33	1-6	.167	0-0	.000	1-1	1.000	2	0	2	1.8	3	0	1	1	0	3.8		
at South Fla.	01/05/2020	12:19	0-0	.000	0-0	.000	0-0	.000	0	1	1	1.7	2	0	0	0	0	2.4		
at Memphis	01/08/2020	08:52	0-1	.000	0-0	.000	0-0	.000	0	1	0	1.6	1	0	0	0	0	2.1		
UCF	01/12/2020	00:39	0-0	.000	0-0	.000	0-0	.000	0	0	0	1.4	0	0	1	0	0	1.9		
at Tulane	01/18/2020	06:07	0-0	.000	0-0	.000	0-0	.000	0	1	0	1.4	1	0	0	0	0	1.7		
Houston	01/22/2020	03:37	0-1	.000	0-0	.000	0-0	.000	0	1	0	1.4	0	0	0	1	0	1.5		
Temple	01/26/2020	00:37	0-0	.000	0-0	.000	0-0	.000	0	0	0	1.3	0	0	0	0	0	1.4		
South Fla.	02/02/2020	05:17	0-0	.000	0-0	.000	0-0	.000	0	1	1	1.2	1	0	0	0	0	1.3		
at SMU	02/08/2020	08:16	1-2	.500	0-0	.000	1-2	.500	1	3	4	1.4	0	0	1	1	0	3.4		
Tulsa	02/12/2020	14:12	2-5	.400	0-0	.000	0-0	.000	1	3	4	1.6	2	0	2	0	4	1.6		
at UCF	02/15/2020	09:25	1-2	.500	0-0	.000	0-0	.000	0	1	1	2.6	1	0	3	0	2	1.6		
at Houston	02/18/2020	06:42	0-1	.000	0-0	.000	0-0	.000	0	0	0	1.5	2	0	1	0	0	1.5		
Tulane	02/23/2020	04:53	0-0	.000	0-0	.000	0-0	.000	0	0	0	1.4	0	0	0	0	0	1.4		
UConn	02/26/2020	07:13	2-2	1.000	0-0	.000	1-2	.500	0	0	0	1.4	0	0	0	1	1	5.6		
at Wichita St.	02/29/2020	05:39	1-2	.500	0-0	.000	0-0	.000	0	0	0	1.3	1	0	1	1	0	2.7		
East Carolina	03/02/2020	01:21	0-0	.000	0-0	.000	0-0	.000	0	0	0	1.2	1	0	0	0	0	1.6		
vs Memphis	03/07/2020	12:08	1-2	.500	0-0	.000	0-0	.000	0	1	0	1.2	2	0	0	0	2	1.6		
vs UConn	03/09/2020	02:03	0-1	.000	0-0	.000	0-0	.000	0	0	0	1.2	2	0	0	0	0	1.5		
Totals		0	175:32	15-40	.375	0-0	.000	5-7	.714	10	17	27	1.2	29	3	14	8	4	35	1.5

#### Player Averages

Games Played	Minutes/game	Points/game	FG Pct	3FG Pct	FT Pct	Rebounds/game	Assists/game	Turnovers/game	Assist/Turnover ratio	Steals/game	Blocks/game
23	7.6	1.5	37.5	0.0	71.4	1.2	0.1	0.6	0.2	0.2	0.3

## CAREER STATISTICS

### SCOTT, Jadyn

				Field Goals		3-Point		F-Throws		Rebounds										Scoring	
SEASON	TEAM	GP-GS	MIN/AVG	FG-FGA	FG%	3FG-FGA	3FG%	FT-FTA	FT%	OFF	DEF	TOT	AVG	PF-FO	AST	TO	BLK	STL	PTS	AVG	
2019-20	UC	23-0	176/7.6	15-40	.375	0-0	.000	5-7	.714	10	17	27	1.2	29-0	3	14	8	4	35	1.5	
2020-21	UC	6-2	123/20.5	13-23	.565	0-0	.000	6-9	.667	9	6	15	2.5	15-0	5	9	5	4	32	5.3	
TOTAL		29-2	299/10.3	28-63	.444	0-0	.000	11-16	.688	19	23	42	1.4	44-0	8	23	13	8	67	2.3	





# #14 ADDAYA MOORE

GUARD • 5-10 • R-JUNIOR • GRANITE CITY, ILL./GRANITE CITY/ILLINOIS

**2020-21 Season (R-Junior):** Recorded four steals against Marquette (12/10) ... swiped a game-high four steals to go with eight points, six rebounds and three assists in 38 minutes against NKU (11/25).

**2019-20 Season (R-Sophomore):** Started 12 of 32 games, averaging 3.7 points, 4.4 rebounds and 1.6 assists in 21.0 minutes ... scored a season-high nine points on 4-of-4 shooting to go with four rebounds and three assists at Houston (2/18) ... tallied eight points with six rebounds against Memphis (3/7) in the quarterfinals of the AAC Championship ... grabbed a season-best eight rebounds to go with nine points and four assists against Miami [Ohio] (12/8) ... posted eight points and eight rebounds against Ohio State (11/13) ... tallied a season-high four steals against USF (2/2) ... grabbed six or more rebounds in nine games ... handed out three or more assists in eight contests.

**2018-19 Season (Sophomore):** Sat out season due to NCAA transfer rules.

**Prior to Cincinnati:** Played in 19 games as a reserve during her freshman season at Illinois, averaging 1.8 points, and 1.6 rebounds in 7.4 minutes ... scored a season-high 10 points with a pair of 3-pointers in 10 minutes against Indiana State (12/7) ... posted seven points in 14 minutes at New Mexico (11/26) ... grabbed a season-high six rebounds to go with six points against Minnesota (2/25) ... averaged 25.0 points, 9.0 rebounds, 3.0 steals, and 4.2 blocks as a senior at Granite City HS ... earned numerous honors and awards in high school including 2016 First-Team All-Southwestern Conference accolades ... tabbed a two-time Carrollton All-Tournament selection while also gaining all-tournament honors at Orchard Farm and Jerseyville.

**Personal:** Born Jan. 22, 1999 in Las Cruis, New Mexico ... daughter of Crystal Hill-Moore and Gerard Moore ... has one sister, Azaria ... right-handed.

## SEASON & CAREER STATISTICS

2020-21 Season		Career
8 vs. NKU, 11/25/20	Pts	9 at Houston, 2/18/20
8 at Central Michigan, 12/12/20	FG Atts	10 vs. UCF, 1/12/20
3, 2x (last vs. Marquette, 12/10/20)	FG Made	4, 3x (last at Houston, 2/18/20)
1, 2x (last vs. Marquette, 12/10/20)	3PT-FG Atts	3 vs. Iowa, 11/27/19
0	3PT-FG Made	1 at Tulane, 1/18/20
3, 2x (last at Central Michigan, 12/12/20)	FT Atts	3, 2x (last at Central Michigan, 12/12/20)
2 vs. NKU, 11/25/20	FT Made	4, 2x (last at USF, 3/3/20)
6, 2x (last at Florida, 12/5/20)	Rebs	9 vs. Miami (Ohio), 12/8/19
4 at Florida, 12/5/20	Assts	4, 5x (last 4 at Florida, 12/5/20)
4, 2x (last vs. Marquette, 12/10/20)	Stls	4, 3x (last vs. Marquette, 12/10/20)
1, 3x (last vs. Marquette, 12/10/20)	Blks	3 vs. Tulsa, 2/12/20
38 vs. NKU, 11/25/20	Mins	38 vs. NKU, 11/25/20

## MISCELLANEOUS STATISTICS

CATEGORY	2019-20	2020-21	CAREER
Double-Figure Scoring Games	0	0	0
Double-Figure Rebounding Games	0	0	0
Double-Double Games	0	0	0
20-Point Scoring Games	0	0	0
Games Led Team in Scoring	0	0	0
Games Led Team in Rebounding	3	0	3
Games Led Team in Assists	0	1	1
Games With 3+ Assists	4	1	5
Games With 3+ Blocks	2	0	2
Games With 3+ Steals	3	2	5
Games With 3+ 3-Pointers	0	0	0

## GAME-BY-GAME STATISTICS

### 2020-21 (R-JUNIOR SEASON)

#### #14 MOORE, Addaya

Opponent	Date	GS	MIN	FG-FGA	PCT	3FG-3FGA	PCT	FT-FTA	PCT	REB	PF	A	T/O	BLK	STL	PTS	AVG
Northern Ky.	11/25/2020	*	37:55	3-7	.429	0-1	.000	2-3	.667	3	3	6	6.0	2	3	1	8.0
at Florida	12/05/2020	*	35:08	2-7	.286	0-0	.000	0-2	.000	4	2	6	6.0	3	4	9	4
Marquette	12/10/2020	*	29:10	3-7	.429	0-1	.000	0-2	.000	0	2	2	4.7	3	0	3	6.0
at Central Mich.	12/12/2020	*	16:50	2-8	.250	0-0	.000	1-3	.333	0	3	3	4.3	1	2	1	5.8
<b>Totals</b>		<b>4</b>	<b>119:03</b>	<b>10-29</b>	<b>.345</b>	<b>0-2</b>	<b>.000</b>	<b>3-10</b>	<b>.300</b>	<b>7</b>	<b>10</b>	<b>17</b>	<b>4.3</b>	<b>9</b>	<b>9</b>	<b>14</b>	<b>3</b>

#### Player Averages

Games Played	Minutes/game	Points/game	FG Pct	3FG Pct	FT Pct	Rebounds/game	Assists/game	Turnovers/game	Assist/Turnover ratio	Steals/game	Blocks/game
4	29.8	5.8	34.5	0.0	30.0	4.3	2.3	3.5	0.6	2.5	0.8

### 2019-20 (R-SOPHOMORE SEASON)

#### #14 MOORE, Addaya

Opponent	Date	GS	MIN	FG-FGA	PCT	3FG-3FGA	PCT	FT-FTA	PCT	REB	PF	A	T/O	BLK	STL	PTS	AVG
Utah	11/05/2019		22:17	1-4	.250	0-2	.000	2-2	1.000	2	3	5	5.0	2	2	0	4.0
Saint Louis	11/10/2019		32:33	1-4	.250	0-2	.000	2-2	1.000	2	3	5	5.0	2	1	2	4.0
Ohio St.	11/13/2019	*	32:48	4-8	.500	0-0	.000	0-1	.000	2	6	8	6.0	4	1	0	8.5
Ball St.	11/16/2019	*	26:56	0-4	.000	0-0	.000	0-0	.000	0	4	5	5.0	2	4	1	0
Chattanooga	11/19/2019	*	30:01	2-5	.400	0-0	.000	1-2	.500	1	6	7	5.8	1	4	1	5.2
vs Iowa	11/27/2019		23:00	0-5	.000	0-3	.000	0-0	.000	2	1	3	5.3	1	0	2	0
vs Bucknell	11/28/2019		15:00	3-6	.500	0-1	.000	0-0	.000	2	1	3	5.0	1	0	1	2
at VCU	12/05/2019	*	15:22	1-5	.200	0-0	.000	1-2	.500	1	2	3	4.8	3	0	1	2
Miami (OH)	12/08/2019	*	24:36	4-7	.571	0-0	.000	0-0	.000	3	6	9	5.2	5	4	0	1
at Xavier	12/14/2019	*	22:44	3-6	.500	0-0	.000	0-0	.000	1	4	5	5.2	2	2	1	3
Alabama A&M	12/17/2019	*	13:33	0-5	.000	0-0	.000	0-0	.000	1	1	2	4.9	2	1	2	1
Pittsburgh	12/21/2019		20:44	3-4	.750	0-1	.000	0-0	.000	0	6	6	5.0	1	2	4	1
Coppin St.	12/30/2019	*	18:36	2-5	.400	0-1	.000	0-0	.000	3	5	8	5.2	1	4	0	2
at South Fla.	01/05/2020	*	15:25	1-5	.200	0-0	.000	0-0	.000	1	2	3	5.1	4	0	1	0
at Memphis	01/08/2020		21:50	2-6	.333	0-1	.000	0-0	.000	4	2	6	5.1	2	2	1	1
UCF	01/12/2020	*	29:35	3-10	.300	0-0	.000	0-0	.000	2	3	5	5.1	2	0	2	2
at Tulane	01/18/2020	*	23:06	1-3	.333	1-2	.500	0-0	.000	1	2	3	5.0	2	0	1	1
Houston	01/22/2020	*	22:37	1-3	.333	0-0	.000	0-0	.000	0	6	6	5.1	1	3	1	0
Temple	01/26/2020		09:52	0-3	.000	0-0	.000	0-0	.000	0	2	2	4.9	0	0	1	0
at UConn	01/30/2020		12:45	0-2	.000	0-0	.000	0-0	.000	0	2	2	4.8	2	0	2	0
South Fla.	02/02/2020		24:44	3-4	.750	0-0	.000	0-1	.000	3	1	4	4.7	1	1	0	4
at SMU	02/08/2020		15:24	1-2	.500	0-0	.000	1-2	.500	0	2	2	4.6	1	2	1	2
Tulsa	02/12/2020		15:20	0-2	.000	0-0	.000	0-0	.000	1	4	5	4.6	0	1	0	3
at UCF	02/15/2020		25:52	2-6	.333	0-1	.000	0-0	.000	2	1	3	4.5	2	1	3	1
at Houston	02/18/2020		18:33	4-4	1.000	0-0	.000	1-2	.500	2	2	4	4.5	3	3	2	1
Tulane	02/23/2020		17:42	1-3	.333	0-0	.000	0-0	.000	0	7	7	4.6	2	1	2	0
UConn	02/26/2020		26:45	2-7	.286	0-1	.000	0-0	.000	1	2	3	4.6	0	1	1	0
at Wichita St.	02/29/2020		18:02	1-4	.250	0-0	.000	0-0	.000	3	1	4	4.5	2	3	4	0
East Carolina	03/02/2020		24:56	1-6	.167	0-0	.000	2-2	1.000	1	1	2	4.4	1	3	2	0
vs Memphis	03/07/2020		18:34	3-9	.333	0-1	.000	2-2	1.000	2	4	6	4.5	2	1	1	0
vs UCF	03/08/2020		13:16	1-2	.500	0-0	.000	0-0	.000	0	1	1	2.4	1	2	1	0
vs UConn	03/09/2020		17:15	1-2	.500	0-0	.000	0-0	.000	1	2	3	4.4	1	1	0	0
<b>Totals</b>		<b>12</b>	<b>669:43</b>	<b>52-151</b>	<b>.344</b>	<b>1-16</b>	<b>.063</b>	<b>12-18</b>	<b>.667</b>	<b>45</b>	<b>95</b>	<b>140</b>	<b>4.4</b>	<b>56</b>	<b>50</b>	<b>42</b>	<b>25</b>

#### Player Averages

Games Played	Minutes/game	Points/game	FG Pct	3FG Pct	FT Pct	Rebounds/game	Assists/game	Turnovers/game	Assist/Turnover ratio	Steals/game	Blocks/game
32	20.9	3.7	34.4	6.3	66.7	4.4	1.6	1.3	1.2	0.9	0.8

## CAREER STATISTICS

### MOORE, Addaya

		Field Goals		3-Point		F-Throws		Rebounds				Scoring			
SEASON	TEAM	GP-GS	MIN/AVG	FG-FGA	FG%	3FG-FGA	3FG%	FT-FTA	FT%	OFF	DEF	TOT	AVG	PF-FO	AST
2019-20	UC	32-12	670/20.9	52-151	.344	1-16	.063	12-18	.667	45	95	140	4.4	56-1	50
2020-21	UC	4-4	119/29.8	10-29	.345	0-2	.000	3-10	.300	7	10	17	4.3	9-0	9
<b>TOTAL</b>		<b>36-16</b>	<b>789/21.9</b>	<b>62-180</b>	<b>.344</b>	<b>1-18</b>	<b>.056</b>	<b>15-28</b>	<b>.536</b>	<b>52</b>	<b>105</b>	<b>157</b>	<b>4.4</b>	<b>65-1</b>	<b>59</b>



# #15 ARAME NIANG

FORWARD • 6-3 • R-SENIOR • RUFISQUE, SENEGAL/KANSAI GAIDAI UNIVERSITY/WESTERN KENTUCKY

**2020-21 Season (Junior):** Registered 12 points on 6-of-7 shooting with three rebounds vs. No. 20 USF (12/22) ... posted eight points with four rebounds at Central Michigan (12/12) ... recorded a double-double with 12 points and 13 rebounds at Florida (12/5) ... tallied 13 points, making all five of her free throws to go with two steals in her Bearcat debut vs. NKU (11/25).

**2019-20 Season (Senior):** Sat out the season due to NCAA transfer rules.

**Prior to Cincinnati:** In her junior season at Western Kentucky, played in 33 of 35 games, averaging 5.7 points and 3.6 rebounds in 15.3 minutes ... shot 46.6 percent from the field as a junior at WKU ... posted a double-double with 15 points and 13 rebounds against Morgan State (11/28) ... tallied 15 points with a trio of 3-pointers against Rice (3/15) ... scored 14 points on 5-of-6 shooting against FAU (1/19) ... netted 12 points in the season opener against Oklahoma (11/9) ... sat out the 2017-18 season at WKU to satisfy NCAA requirements after transferring from Kansai Gaidai University in Hirakata, Japan.

**Personal:** Born Feb. 14, 1997 in Rufisque, Senegal ... daughter of Nogaye Diene and Mamadou Niang ... has four brothers: Mouhamed, Mohamed, Ahmadou and Babacar ... right-handed.

## SEASON & CAREER STATISTICS

2020-21 Season		Career
13 vs. NKU, 11/25/20	Pts	15, 2x (last vs. Rice, 3/15/19)#
11 at Florida, 12/5/20	FG Atts	12 vs. Morgan State, 11/28/18#
6 vs. USF, 12/22/20	FG Made	6, 2x (last vs. USF, 12/22/20)
7 at Florida, 12/5/20	3PT-FG Atts	7, 2x (last at Florida, 12/5/20)
2, 2x (last at Central Michigan, 12/12/20)	3PT-FG Made	3 vs. Rice, 3/15/19#
5 vs. NKU, 11/25/20	FT Atts	6 at Marshall, 2/23/19#
5 vs. NKU, 11/25/20	FT Made	5 vs. NKU, 11/25/20
13 at Florida, 12/5/20	Rebs	13, 2x (last at Florida, 12/5/20)
3, 2x (last at Florida, 12/5/20)	Assts	3, 3x (last at Florida, 12/5/20)
3 vs. Marquette, 12/10/20	Stls	3, 2x (last vs. Marquette, 12/10/20)
1, 5x (last vs. USF, 12/22/20)	Blks	2, 6x (last vs. Morehead State, 3/24/19)#
29, 2x (last vs. USF, 12/22/20)	Mins	29, 2x (last vs. USF, 12/22/20)
# - Statistics from 2018-19 season at Western Kentucky		

## MISCELLANEOUS STATISTICS

CATEGORY	2018-19#	2020-21	CAREER
Double-Figure Scoring Games	6	0	6
Double-Figure Rebounding Games	1	0	1
Double-Double Games	1	0	1
20-Point Scoring Games	0	0	0
Games Led Team in Scoring	0	0	0
Games Led Team in Rebounding	4	0	4
Games Led Team in Assists	1	1	2
Games With 3+ Assists	1	1	2
Games With 3+ Blocks	0	0	0
Games With 3+ Steals	1	0	1
Games With 3+ 3-Pointers	1	0	1
# - Statistics from 2018-19 season at Western Kentucky			

## CAREER STATISTICS

### NIANG, Arame

				Field Goals		3-Point		F-Throws		Rebounds				Scoring						
SEASON	TEAM	GP-GS	MIN/AVG	FG-FGA	FG%	3FG-FGA	3FG%	FT-FTA	FT%	OFF	DEF	TOT	AVG	PF-FO	AST	TO	BLK	STL	PTS	AVG
2018-19	WestKy	33-0	509/15.4	76-163	.466	16-55	.291	19-29	.655	40	80	120	3.6	68-2	17	42	21	20	187	5.7
2020-21	UC	6-6	153/25.4	20-45	.444	5-18	.278	5-9	.556	6	23	29	4.8	22-2	10	12	5	7	50	8.3
TOTAL FOR UC		6-6	153/25.4	20-45	.444	5-18	.278	5-9	.556	6	23	29	4.8	22-2	10	12	5	7	50	8.3
TOTAL		39-6	662/17.0	96-208	.462	21-73	.288	24-38	.632	46	103	149	3.8	90-4	27	54	26	27	237	6.1



# #15 ARAME NIANG

FORWARD • 6-3 • R-SENIOR • RUFISQUE, SENEGAL/KANSAI GAIDAI UNIVERSITY/WESTERN KENTUCKY

## GAME-BY-GAME STATISTICS

### 2020-21 (R-SENIOR SEASON)

#### #15 NIANG, Arame

Opponent	Date	GS	MIN	Total		3-Pointers		Free throws		Rebounds				PF	A	T/O	BLK	STL	PTS	AVG	
				FG-FGA	PCT	3FG-3FGA	PCT	FT-FTA	PCT	OFF	DEF	TOT	AVG								
Northern Ky.	11/25/2020	*	26:48	4-8	.500	0-3	.000	5-5	1.000	0	3	3	3.0	5	3	0	1	2	13	13.0	
at Florida	12/05/2020	*	28:34	5-11	.455	2-7	.286	0-2	.000	2	11	13	8.0	4	3	2	1	1	12	12.5	
Marquette	12/10/2020	*	22:10	1-7	.143	1-2	.500	0-2	.000	1	1	2	6.0	3	1	3	1	3	3	9.3	
at Central Mich.	12/12/2020	*	25:11	3-9	.333	2-5	.400	0-0	.000	1	3	4	5.5	1	2	0	0	0	8	9.0	
East Carolina	12/20/2020	*	21:15	1-3	.333	0-1	.000	0-0	.000	1	3	4	5.2	4	1	3	1	0	2	7.6	
South Fla.	12/22/2020	*	28:38	6-7	.857	0-0	.000	0-0	.000	1	2	3	4.8	5	0	4	1	1	12	8.3	
Totals			6	152:35	20-45	.444	5-18	.278	5-9	.556	6	23	29	4.8	22	10	12	5	7	50	8.3

#### Player Averages

Games Played	Minutes/game	Points/game	FG Pct	3FG Pct	FT Pct	Rebounds/game	Assists/game	Turnovers/game	Assist/Turnover ratio	Steals/game	Blocks/game
6	25.4	8.3	44.4	27.8	55.6	4.8	1.7	2.0	0.8	1.2	0.8

### 2018-19 (JUNIOR SEASON)

#### #1 NIANG, Arame

Opponent	Date	GS	MIN	Total		3-Pointers		Free throws		Rebounds				PF	A	T/O	BLK	STL	PTS	AVG	
				FG-FGA	PCT	3FG-3FGA	PCT	FT-FTA	PCT	OFF	DEF	TOT	AVG								
at Oklahoma	11/09/2018		16:00	5-10	.500	2-5	.400	0-0	.000	0	3	3	3.0	1	0	2	0	0	12	12.0	
Iowa	11/13/2018		14:00	3-6	.500	0-3	.000	0-1	.000	1	2	3	3.0	0	1	0	0	2	6	9.0	
at Central Mich.	11/17/2018		07:00	1-1	1.000	0-0	.000	0-0	.000	0	1	1	2.3	0	1	2	0	1	2	6.7	
Southern Ill.	11/20/2018		12:00	3-6	.500	0-0	.000	0-0	.000	0	1	1	2.0	1	0	4	0	1	6	6.5	
vs Oregon St.	11/22/2018		15:00	2-7	.286	0-2	.000	1-2	.500	0	3	3	2.2	1	0	0	0	1	5	6.2	
vs ETSU	11/23/2018		08:00	0-0	.000	0-0	.000	0-0	.000	0	3	3	2.3	3	0	3	0	0	0	5.2	
vs Gonzaga	11/24/2018		16:00	2-4	.500	1-2	.500	0-0	.000	0	2	2	2.3	2	0	0	2	0	5	5.1	
Morgan St.	11/28/2018		22:00	5-12	.417	1-3	.333	4-4	1.000	7	6	13	3.6	4	0	4	2	1	15	6.4	
at Little Rock	12/01/2018		12:00	2-3	.667	0-0	.000	0-0	.000	4	0	4	3.7	0	1	2	0	0	4	6.1	
Bellarmine	12/08/2018		15:00	1-2	.500	0-0	.000	2-3	.667	3	3	6	3.9	2	1	1	2	0	4	5.9	
Ball St.	12/16/2018		23:00	6-8	.750	0-1	.000	1-2	.500	1	4	5	4.0	4	2	1	1	1	13	6.5	
at Notre Dame	12/19/2018		21:03	2-6	.333	1-2	.500	0-0	.000	2	2	4	4.0	2	1	2	2	3	5	6.4	
Union (TN)	12/29/2018		10:00	1-4	.250	0-2	.000	0-0	.000	0	2	2	3.8	1	0	0	0	2	2	6.1	
Charlotte	01/03/2019		02:00	0-1	.000	0-0	.000	0-0	.000	0	0	0	3.6	1	0	0	0	0	0	5.6	
Old Dominion	01/05/2019		10:00	0-1	.000	0-0	.000	0-0	.000	0	3	3	3.5	2	1	1	1	0	0	5.3	
at FIU	01/17/2019		07:00	1-1	1.000	0-0	.000	0-0	.000	0	1	1	3.4	2	0	0	0	0	2	5.1	
at Fla. Atlantic	01/19/2019		14:00	5-6	.833	2-2	1.000	2-2	1.000	0	3	3	3.4	2	0	1	0	1	14	5.6	
Southern Miss.	01/24/2019		15:00	4-6	.667	0-1	.000	1-1	1.000	0	1	1	3.2	3	0	1	1	0	9	5.8	
Louisiana Tech	01/26/2019		08:00	0-3	.000	0-0	.000	0-0	.000	2	1	3	3.2	1	0	1	1	0	0	5.5	
at UTSA	01/31/2019		14:00	1-3	.333	0-0	.000	0-0	.000	1	3	4	3.3	2	0	0	0	0	2	5.3	
at UTEP	02/02/2019		16:00	0-1	.000	0-1	.000	0-0	.000	0	1	1	3.1	1	0	0	0	0	0	5.0	
Rice	02/07/2019		26:00	3-9	.333	2-7	.286	0-0	.000	0	5	5	3.2	2	3	2	2	1	8	5.2	
North Texas	02/09/2019		18:00	2-5	.400	0-1	.000	3-4	.750	1	2	3	3.2	4	1	0	1	0	7	5.3	
at Middle Tenn.	02/14/2019		09:00	1-2	.500	0-1	.000	0-0	.000	0	0	0	3.1	5	0	1	0	0	2	5.1	
at UAB	02/16/2019		11:00	2-7	.286	0-0	.000	0-0	.000	2	1	3	3.1	2	1	0	1	1	4	5.1	
at Marshall	02/23/2019		18:00	4-5	.800	1-2	.500	2-6	.333	3	1	4	3.1	1	0	3	0	1	11	5.3	
at North Texas	03/02/2019		19:41	3-8	.375	1-3	.333	0-0	.000	2	6	8	3.3	3	0	2	1	0	7	5.4	
Middle Tenn.	03/07/2019		12:00	1-3	.333	0-2	.000	0-0	.000	1	3	4	3.3	1	0	2	1	0	2	5.3	
vs Old Dominion	03/14/2019		18:00	2-5	.400	0-2	.000	1-2	.500	2	5	7	3.4	2	2	0	0	0	5	5.2	
vs Rice	03/15/2019		28:00	5-10	.500	3-6	.500	2-2	1.000	0	2	2	3.4	3	0	1	0	2	15	5.6	
at Miami (OH)	03/21/2019		21:58	1-5	.200	1-4	.250	0-0	.000	1	3	4	3.4	3	1	2	1	0	3	5.5	
Morehead St.	03/24/2019		27:00	4-7	.571	0-1	.000	0-0	.000	4	4	8	3.6	5	1	3	2	0	8	5.6	
at Ohio	03/28/2019		23:31	4-6	.667	1-2	.500	0-0	.000	3	3	6	3.6	2	0	1	0	2	9	5.7	
Totals			0	509:12	76-163	.466	16-55	.291	19-29	.655	40	80	120	3.6	68	17	42	21	20	187	5.7

#### Player Averages

Games Played	Minutes/game	Points/game	FG Pct	3FG Pct	FT Pct	Rebounds/game	Assists/game	Turnovers/game	Assist/Turnover ratio	Steals/game	Blocks/game
33	15.4	5.7	46.6	29.1	65.5	3.6	0.5	1.3	0.4	0.6	0.6



# #20 JILLIAN HAYES

GUARD • 6-1 • FRESHMAN • LOVELAND, OHIO/LOVELAND HS

**2020-21 Season (Freshman):** Grabbed a team-best six rebounds to go with two blocks against No. 20 USF (12/22) ... scored 10 points with five rebounds, two assists and two steals vs. ECU (12/20) ... tallied eight points, seven rebounds, and two blocks at Central Michigan (12/12) ... grabbed six rebounds and two steals vs. Marquette (12/10) ... registered seven points, four rebounds and three blocks at Florida (12/5) ... contributed four rebounds, two assists, a steal and a block in 24 minutes vs. NKU (11/25).

**Prior to Cincinnati:** Ranked as the No. 116 prospect in the 2020 class by Collegiate Girls Basketball Report ... tabbed as a four-star recruit by Prospects Nation... averaged 18.3 points, 9.6 rebounds, 3.1 steals, 2.0 assists as a senior at Loveland High School... named Eastern Cincinnati Conference Co-Player of the Year as a senior ... registered the most career points (1,412) and most career rebounds (778) in school history.

**Personal:** Born Dec. 18, 2001 in Norman, Oklahoma ... daughter of Kristi and Jonathan Hayes ... has three brothers: Jaxson, Jewett and Jonah ... comes from athletic bloodlines: her father, Jonathan, was a former NFL player with the Kansas City Chiefs (1985-1993) and Pittsburgh Steelers (1994-1996), assistant coach with the Cincinnati Bengals (2003-18) and recent head coach with the NFL's St. Louis BattleHawks (2020); her mother, Kristi, was the 1995 Missouri Valley Conference Women's Basketball Player of the Year at Drake and scored over 3,400 points in high school; and her brother, Jaxson, who played at Texas, was the eighth overall pick in the 2019 NBA Draft by the Atlanta Hawks and currently plays for the New Orleans Pelicans ... right-handed.

## SEASON & CAREER STATISTICS

2020-21 Season			Career
10 vs. ECU, 12/20/20	Pts	10 vs. ECU, 12/20/20	
8, 2x (last vs. USF, 12/22/20)	FG Atts	8, 2x (last vs. USF, 12/22/20)	
3 at Central Michigan, 12/12/20	FG Made	3 at Central Michigan, 12/12/20	
2 vs. USF, 12/22/20	3PT-FG Atts	1, 4x (last vs. ECU, 12/20/20)	
0	3PT-FG Made	0	
8 vs. USF, 12/22/20	FT Atts	8 vs. USF, 12/22/20	
4 vs. USF, 12/22/20	FT Made	4 vs. USF, 12/22/20	
7 at Central Michigan, 12/12/20	Rebs	7 at Central Michigan, 12/12/20	
2, 2x (last vs. ECU, 12/20/20)	Assts	2, 2x (last vs. ECU, 12/20/20)	
2, 2x (last vs. ECU, 12/20/20)	Stls	2, 2x (last vs. ECU, 12/20/20)	
3 at Florida, 12/5/20	Blks	3 at Florida, 12/5/20	
37 vs. USF, 12/22/20	Mins	37 vs. USF, 12/22/20	

## MISCELLANEOUS STATISTICS

CATEGORY	2020-21	CAREER
Double-Figure Scoring Games	1	1
Double-Figure Rebounding Games	0	0
Double-Double Games	0	0
20-Point Scoring Games	0	0
Games Led UC in Scoring	0	0
Games Led UC in Rebounding	1	1
Games Led UC in Assists	0	0
Games With 3+ Assists	0	0
Games With 3+ Blocks	0	0
Games With 3+ Steals	0	0
Games With 3+ 3-Pointers	0	0

## GAME-BY-GAME STATISTICS

### 2020-21 (FRESHMAN SEASON)

#### #20 HAYES, Jillian

Opponent	Date	GS	MIN	Total		3-Pointers		Free throws		Rebounds				PF	A	T/O	BLK	STL	PTS	AVG
				FG-FGA	PCT	3FG-3FGA	PCT	FT-FTA	PCT	OFF	DEF	TOT	AVG							
Northern Ky.	11/25/2020		23:44	0-3	.000	0-1	.000	0-0	.000	0	4	4	4.0	5	2	2	1	1	0	0.0
at Florida	12/05/2020		22:01	2-6	.333	0-1	.000	3-4	.750	2	2	4	4.0	2	0	2	3	0	7	3.5
Marquette	12/10/2020		18:48	2-5	.400	0-0	.000	0-0	.000	3	3	6	4.7	4	0	2	0	2	4	3.7
at Central Mich.	12/12/2020		23:34	3-8	.375	0-1	.000	2-2	1.000	2	5	7	5.3	4	0	2	2	1	8	4.8
East Carolina	12/20/2020	*	22:38	2-6	.333	0-1	.000	6-10	.600	2	3	5	5.2	5	2	6	0	2	10	5.8
South Fla.	12/22/2020	*	36:41	0-8	.000	0-2	.000	4-8	.500	2	4	6	5.3	4	1	1	2	0	4	5.5
Totals			2 147:26	9-36	.250	0-6	.000	15-24	.625	11	21	32	5.3	24	5	15	8	6	33	5.5

#### Player Averages

Games Played	Minutes/game	Points/game	FG Pct	3FG Pct	FT Pct	Rebounds/game	Assists/game	Turnovers/game	Assist/Turnover ratio	Steals/game	Blocks/game
6	24.6	5.5	25.0	0.0	62.5	5.3	0.8	2.5	0.3	1.0	1.3

## CAREER STATISTICS

### HAYES, Jillian

				Field Goals		3-Point		F-Throws		Rebounds				Scoring						
SEASON	TEAM	GP-GS	MIN/AVG	FG-FGA	FG%	3FG-FGA	3FG%	FT-FTA	FT%	OFF	DEF	TOT	AVG	PF-FO	AST	TO	BLK	STL	PTS	AVG
2020-21	UC	6-2	147/24.6	9-36	.250	0-6	.000	15-24	.625	11	21	32	5.3	24-2	5	15	8	6	33	5.5
TOTAL		6-2	147/24.6	9-36	.250	0-6	.000	15-24	.625	11	21	32	5.3	24-2	5	15	8	6	33	5.5





# #21 MILAN SCHIMMEL

GUARD • 5-8 • JUNIOR • MISSION, ORE./NIXYAAWII COMMUNITY HS/EASTERN FLORIDA STATE COLLEGE

**2020-21 Season (Junior):** Handed out four assists and grabbed three steals against ECU (12/20) ... posted seven points, five rebounds and four assists vs. Marquette (12/10) ... tallied eight points and three rebounds against NKU (11/25).

**Prior to Cincinnati:** Started all 30 games, averaging 14.5 points, 7.2 rebounds, 4.1 assists and 2.5 steals as a sophomore at Eastern Florida State College as a sophomore in 2019-20 ... helped lead the team to a 23-7 record... recorded five double-doubles while scoring in double figures 25 times and posting 20 or more points four times ... dropped a career-high 25 points at Northwest Florida State College ... recorded a career-best 18 rebounds at Hillsborough CC ... started all 37 games, averaging 6.7 points, 3.8 rebounds, 2.9 assists and 1.4 steals as a freshman at Hutchinson Community College in 2018-19 ... helped lead her team to the semifinals of the NJCAA Division I Women's Basketball Final Four as the No. 13 seed ... graduated from Nixyaawii (pronounced nick-OW-wee) Community School on the Confederated Tribes of the Umatilla Indian Reservation near Pendleton, Ore., guiding her team to a state runner-up finish as a senior ... named Old Oregon Player of the Year and 1A first team all-state.

**Personal:** Born Aug. 8, 1999 in Mission, Oregon ... daughter of Cecilee Moses and Rick Schimmel ... has five brothers: Shae, Job, Mick, Saint and Sun ... has two sisters: Shoni and Jude ... joins each of her sisters as basketball players recruited and coached by current UC coach Michelle Clark-Heard as Shoni (2011-14) and Jude (2012-15) played at Louisville while Clark-Heard served as an assistant. Shoni Schimmel later rose to become the eighth pick in the 2013 WNBA Draft ...left-handed.

## SEASON & CAREER STATISTICS

2020-21 Season		Career
8 vs. NKU, 11/25/20	Pts	8 vs. NKU, 11/25/20
9 vs. Marquette, 12/10/20	FG Atts	9 vs. Marquette, 12/10/20
3 vs. Marquette, 12/10/20	FG Made	3 vs. Marquette, 12/10/20
5 vs. NKU, 11/25/20	3PT-FG Atts	5 vs. NKU, 11/25/20
2 vs. NKU, 11/25/20	3PT-FG Made	2 vs. NKU, 11/25/20
2, 3x (last vs. ECU, 12/20/20)	FT Atts	2, 3x (last vs. ECU, 12/20/20)
2 vs. NKU, 11/25/20	FT Made	2 vs. NKU, 11/25/20
5 vs. Marquette, 12/10/20	Rebs	5 vs. Marquette, 12/10/20
4, 2x (last vs. ECU, 12/20/20)	Assts	4, 2x (last vs. ECU, 12/20/20)
2 vs. Marquette, 12/10/20	Stls	2 vs. Marquette, 12/10/20
3 vs. ECU, 12/20/20	Blks	3 vs. ECU, 12/20/20
36 vs. USF, 12/22/20	Mins	36 vs. USF, 12/22/20

## MISCELLANEOUS STATISTICS

CATEGORY	2020-21	CAREER
Double-Figure Scoring Games	0	0
Double-Figure Rebounding Games	0	0
Double-Double Games	0	0
20-Point Scoring Games	0	0
Games Led UC in Scoring	0	0
Games Led UC in Rebounding	0	0
Games Led UC in Assists	1	1
Games With 3+ Assists	1	1
Games With 3+ Blocks	0	0
Games With 3+ Steals	1	1
Games With 3+ 3-Pointers	0	0

## GAME-BY-GAME STATISTICS

### 2020-21 (JUNIOR SEASON)

#### #21 SCHIMMEL, Milan

Opponent	Date	GS	MIN	Total	3-Pointers	Free throws	Rebounds	Pf	A	T/O	BLK	STL	PTS	AVG
Northern Ky.	11/25/2020	*	32:45	2-8 .250	2-5 .400	2-2 1.000	0 3 3 3.0	1	0	4	0	0	8	8.0
at Florida	12/05/2020	*	25:50	2-6 .333	1-2 .500	0-0 .000	1 2 3 3.0	3	0	2	0	0	5	6.5
Marquette	12/10/2020	*	34:18	3-9 .333	0-3 .000	1-2 .500	2 3 5 3.7	3	4	3	0	2	7	6.7
at Central Mich.	12/12/2020	*	17:08	0-2 .000	0-2 .000	0-0 .000	0 1 1 3.0	2	1	1	0	0	0	5.0
East Carolina	12/20/2020	*	26:52	1-2 .500	1-1 1.000	1-2 .500	0 3 3 3.0	5	4	5	0	3	4	4.8
South Fla.	12/22/2020	*	35:55	2-5 .400	1-1 1.000	0-0 .000	2 2 4 3.2	3	0	3	0	1	5	4.8
Totals			5 172:48	10-32 .313	5-14 .357	4-6 .667	5 14 19 3.2	17	9	18	0	6	29	4.8

#### Player Averages

Games Played	Minutes/game	Points/game	FG Pct	3FG Pct	FT Pct	Rebounds/game	Assists/game	Turnovers/game	Assist/Turnover ratio	Steals/game	Blocks/game
6	28.8	4.8	31.3	35.7	66.7	3.2	1.5	3.0	0.5	1.0	0.0

## CAREER STATISTICS

### SCHIMMEL, Milan

				Field Goals		3-Point		F-Throws		Rebounds										Scoring	
SEASON	TEAM	GP-GS	MIN/AVG	FG-FGA	FG%	3FG-FGA	3FG%	FT-FTA	FT%	OFF	DEF	TOT	AVG	PF-FO	AST	TO	BLK	STL	PTS	AVG	
2020-21	UC	6-5	173/28.8	10-32	.313	5-14	.357	4-6	.667	5	14	19	3.2	17-1	9	18	0	6	29	4.8	
TOTAL		6-5	173/28.8	10-32	.313	5-14	.357	4-6	.667	5	14	19	3.2	17-1	9	18	0	6	29	4.8	



# #23 IIMAR'I THOMAS

FORWARD • 5-10 • SENIOR • OAKLAND, CALIF./SACRED HEART CATHEDRAL PREP

## CONFERENCE AWARDS

- » Co-Preseason Player of the Year (2020-21)
- » Preseason First Team All-AAC (2020-21)
- » First Team All-AAC (2x: 2018-19, 2019-20)
- » Freshman of the Year (2018-19)
- » All-Freshman Team (2018-19)

## OTHER HONORS

- » Becky Hammon Player of the Year Preseason Watch List (2020-21)
- » WBCA Honorable Mention All-American (2019-20)

**2020-21 Season (Senior):** Registered her third 30-plus-point of the season, netting 32 points with six rebounds, five assists and four steals against No. 20 USF (12/22) ... scored 23 points on 8-of-14 shooting from the field and 7-of-7 shooting from the foul line against ECU (12/20) ... netted 25 points on 11-of-16 shooting with eight rebounds at Central Michigan (12/12) ... scored 32 points on 9-of-11 shooting, including a career-high 14 of 16 from the free throw line, with eight rebounds vs. Marquette (12/10) ... posted a game-high 23 points on 10-of-17 shooting with five rebounds at Florida (12/5) ... tallied 34 points on 14-of-23 shooting with seven rebounds and six assists in 44 minutes against NKU (11/25).

**2019-20 Season (Junior):** Named a WBCA Honorable Mention All-American ... selected a unanimous AAC First Team All-Conference selection ... tabbed a three-time AAC Player of the Week and nine-team AAC Weekly Honor Roll recipient ... started 31 of 32 games, averaging 18.6 points, 7.8 rebounds, 2.1 assists and 1.1 blocks in 32.5 minutes ... joined the program's 1,000-point club, finishing the season ranked 13th on the list with 1,356 career points ... scored in double figures in 27 of 32 games, posting 20 or more points in 14 contests ... registered eight double-doubles ... scored a career-high 35 points on 14-of-22 shooting with 10 rebounds against Houston (1/22) ... tallied 32 points on 12-of-13 shooting with eight rebounds and four assists against UCF (1/12) ... scored 29 points on 13-of-18 shooting with three steals at Wichita State (2/29) ... tallied 29 points against Chattanooga (11/19) ... registered 23 points with a season-high 14 rebounds at Memphis (1/8) ... pulled down 13 rebounds against Iowa (11/27) and at Houston (2/18) ... tallied 25 points, eight rebounds, six assists and two blocks at Xavier (12/14).

**2018-19 Season (Sophomore):** Named an AAC First Team All-Conference selection ... Started 24 of 35 games, averaging 12.9 points, 7.2 rebounds and 1.8 assists in 28.9 minutes ... scored in double figures in 25 games, posting 20 or more points six times ... scored 20 or more points in four consecutive games ... registered six double-doubles ... handed out three or more assists 10 times ... scored a season-high 23 points on 10-of-11 shooting with 17 rebounds, six assists and three steals against Howard (12/21) ... led all scorers and rebounders with 20 points and a season-best 18 rebounds against Xavier (12/16) ... tallied 22 points on 11-of-16 shooting against SMU (1/6) ... registered 22 points and 10 rebounds vs. Temple (1/16) ... poured in team bests 20 points and nine rebounds vs. VCU (12/7) ... scored 18 points and 10 rebounds at Tulsa (1/19) ... scored 19 points with 9-of-9 shooting from the field against Memphis (1/26) ... led UC with 19 points and seven rebounds at USF (1/30) ... recorded 16 points and eight rebounds in the AAC Championship semifinals against UCF (3/10) ... notched 13 points and eight rebounds in the WNIT quarterfinals at TCU (3/31).

**2017-18 Season (Freshman):** Named the AAC Freshman of the Year and a unanimous All-Freshman Team selection ... started one of 32 games played, averaging 9.7 points and 6.0 rebounds in 21.0 minutes ... scored in double figures in 15 games and grabbed 10 or more rebounds three times ... tallied a season-high 19 points twice, including a 19-point, 11-rebound effort against Howard (12/14) and a 19-point, eight-rebound performance at ETSU (11/10) in the season opener ... posted first collegiate double-double with 15 points and 10 rebounds vs. Southeastern Louisiana (11/15) ... tallied 18 points, five rebounds, two assists, and two blocks against Slippery Rock (11/13) ... notched 15 points and nine rebounds vs. No. 13 Ohio State (12/17) ... grabbed a season-high 13 rebounds against Memphis (1/21) ... Posted 14 points and five rebounds at Wichita State (2/7) ... scored a game-high 18 points vs. Tulane (2/10).

## SEASON & CAREER STATISTICS

2020-21 Season			Career
34 vs. NKU, 11/25/20	Pts	35 vs. Houston 1/22/20	
23 vs. NKU, 11/25/20	FG Atts	23 vs. NKU, 11/25/20	
14 vs. NKU, 11/25/20	FG Made	14, 2x (last vs. NKU, 11/25/20)	
3 vs. NKU, 11/25/20	3PT-FG Atts	2, 2x (last vs. Bucknell, 11/28/19)	
1 vs. NKU, 11/25/20	3PT-FG Made	1, 3x (last at Wichita State, 3/28/19)	
16 vs. Marquette, 12/10/20	FT Atts	16 vs. Marquette, 12/10/20	
14 vs. Marquette, 12/10/20	FT Made	14 vs. Marquette, 12/10/20	
8, 2x (last at Central Michigan, 12/12/20)	Rebs	18 vs. Xavier, 12/16/18	
6 vs. NKU, 11/25/20	Assts	6, 3x (last vs. NKU, 11/25/20)	
4 vs. USF, 12/22/20	Stls	4 vs. USF, 12/22/20	
2 vs. ECU, 12/20/20	Blks	3, 3x (last vs. UCF, 3/8/20)	
44 vs. NKU, 11/25/20	Mins	44 vs. NKU, 11/25/20	

## MISCELLANEOUS STATISTICS

CATEGORY	2017-18	2018-19	2019-20	2020-21	CAREER
Double-Figure Scoring Games	15	25	27	6	73
Double-Figure Rebounding Games	3	6	8	0	17
Double-Double Games	2	6	8	0	16
20-Point Scoring Games	0	5	14	6	25
Games Led Team in Scoring	2	13	17	6	38
Games Led Team in Rebounding	9	21	16	5	51
Games Led Team in Assists	0	0	0	3	3
Games With 3+ Assists	2	10	11	2	25
Games With 3+ Blocks	0	5	3	0	8
Games With 3+ Steals	0	1	0	1	2
Games With 3+ 3-Pointers	0	0	0	0	0

**Prior to Cincinnati:** Averaged 25.0 points and 13.4 rebounds as a senior and scored more than 1,000 points for her career at Sacred Heart Cathedral Prep ... named West Catholic Athletic League (WCAL) Player of the Year, San Francisco Chronicle Player of the Year, Sportstar Magazine NorCal Player of the Year, and NorCalPreps.com NorCal Player of the Year in 2017 ... tabbed a First Team All-Metro Bay Area selection and a Second Team All-State pick ... helped lead Sacred Heart to a 2016 California Division III State Championship ... ranked as a five-star recruit by NorCal Preps and a three-star recruit by ESPN ... entered high school at 12 years old and began college at 16 ... cousin of former NBA player Rod Higgins ... fluent in American Sign Language.

**Personal:** Born Oct. 23, 2000 in Oakland, California ... daughter of Griselda Thomas ... has one sister, Mya'l Thomas ... right-handed.

## CAREER STATISTICS

### THOMAS, Iimar'i

				Field Goals		3-Point		F-Throws		Rebounds										Scoring	
SEASON	TEAM	GP-GS	MIN/AVG	FG-FGA	FG%	3FG-FGA	3FG%	FT-FTA	FT%	OFF	DEF	TOT	AVG	PF-FO	AST	TO	BLK	STL	PTS	AVG	
2017-18	UC	32-1	673/21.0	126-214	.589	3-14	.214	55-75	.733	60	132	192	6.0	48-0	35	37	24	13	310	9.7	
2018-19	UC	35-24	1010/28.9	189-313	.604	0-0	.000	74-103	.718	89	163	252	7.2	64-0	63	49	43	27	452	12.9	
2019-20	UC	32-31	1039/32.5	236-395	.597	0-7	.000	122-152	.803	115	135	250	7.8	68-0	66	59	35	22	594	18.6	
2020-21	UC	6-6	233/38.9	65-101	.644	1-7	.143	38-46	.826	13	27	40	6.7	10-0	19	11	5	7	169	28.2	
TOTAL		105-62	2955/28.1	616-1023	.602	4-28	.143	289-376	.769	277	457	734	7.0	190-0	183	156	107	69	1525	14.5	



# #23 IIMAR'I THOMAS

FORWARD • 5-10 • SENIOR • OAKLAND, CALIF./SACRED HEART CATHEDRAL PREP

## GAME-BY-GAME STATISTICS

### 2020-21 (SENIOR SEASON)

#### #23 THOMAS, Ilmar'I

Opponent	Date	GS	MIN	FG-FGA	PCT	3FG-3FGA	PCT	FT-FTA	PCT	Rebounds	PF	A	T/O	BLK	STL	PTS	AVG
Northern Ky.	11/25/2020	*	44:02	14-23	.609	1-3	.333	5-6	.833	2	5	7	7.0	1	6	3	34.0
at Florida	12/05/2020	*	39:12	10-17	.588	0-2	.000	3-3	1.000	2	3	5	6.0	2	2	3	28.5
Marquette	12/10/2020	*	36:47	9-11	.818	0-0	.000	14-16	.875	3	5	8	6.7	1	2	2	32
at Central Mich.	12/12/2020	*	35:53	11-16	.688	0-0	.000	3-4	.750	5	3	8	7.0	1	2	2	25
East Carolina	12/20/2020	*	37:16	8-14	.571	0-0	.000	7-7	1.000	1	5	6	6.8	3	2	1	27.4
South Fla.	12/22/2020	*	40:00	13-20	.650	0-2	.000	6-10	.600	0	6	6	6.7	2	5	0	32
Totals			6	233:10	65-101	.644	1-7	.143	38-46	.826	13	27	40	6.7	10	19	28.2

#### Player Averages

Games Played	Minutes/game	Points/game	FG Pct	3FG Pct	FT Pct	Rebounds/game	Assists/game	Turnovers/game	Assist/Turnover ratio	Steals/game	Blocks/game
6	38.9	28.2	64.4	14.3	82.6	6.7	3.2	1.8	1.7	1.2	0.8

### 2018-19 (SOPHOMORE SEASON)

#### #23 THOMAS, Ilmar'I

Opponent	Date	GS	MIN	Total		3-Pointers		Free throws		Rebounds				Other							
				FG	FGA	PCT	3FG	3FGA	PCT	FT	FTA	PCT	OFF	DEF	TOT	AVG	PF	A	T/O	BLK	STL
Austin Peay	11/06/2018		22:42	5-6	.833	0-0	.000	0-0	.000	1	6	7	7.0	2	0	2	0	0	10	10.0	
ETSU	11/09/2018		30:54	3-8	.375	0-0	.000	0-0	.000	1	7	8	7.5	1	0	0	1	2	6	8.0	
Old Dominion	11/12/2018		26:36	4-9	.444	0-0	.000	2-2	1.000	2	5	7	7.3	5	0	3	1	0	10	8.7	
at Pittsburgh	11/16/2018		22:00	3-4	.750	0-0	.000	6-9	.667	1	2	3	6.3	3	0	1	1	0	12	9.5	
at Saint Louis	11/18/2018	*	31:43	6-10	.600	0-0	.000	1-2	.500	2	1	3	5.6	3	1	2	0	0	13	10.2	
Yale	11/21/2018		28:20	7-8	.875	0-0	.000	0-0	.000	3	7	10	6.3	1	4	3	4	0	14	10.8	
Lipscomb	11/24/2018		11:52	0-1	.000	0-0	.000	2-2	1.000	2	2	4	6.0	2	0	2	0	0	2	9.6	
at Ball St.	11/28/2018		21:20	2-2	1.000	0-0	.000	0-2	.000	1	3	4	5.8	0	1	0	0	0	4	8.9	
at Miami St.	12/02/2018		24:10	5-9	.556	0-0	.000	0-0	.000	2	1	3	5.4	3	0	3	0	1	10	9.0	
at Miami (OH)	12/05/2018		16:04	5-6	.833	0-0	.000	2-3	.667	2	2	4	5.3	1	0	0	0	0	12	9.0	
VCU	12/07/2018	*	29:39	8-12	.667	0-0	.000	4-6	.667	3	6	9	5.6	1	1	0	0	0	20	10.3	
Xavier	12/16/2018	*	31:48	8-11	.727	0-0	.000	4-7	.571	8	10	18	6.7	1	4	0	0	1	20	11.1	
Howard	12/21/2018	*	26:03	10-11	.909	0-0	.000	3-4	.750	4	13	17	7.5	0	6	1	1	3	23	10.0	
SMU	01/06/2019	*	33:27	11-16	.688	0-0	.000	0-0	.000	1	4	5	7.3	1	1	0	1	2	22	12.7	
at UConn	01/09/2019	*	32:19	4-8	.500	0-0	.000	1-2	.500	1	3	4	7.1	2	1	4	1	1	9	12.5	
at UCF	01/13/2019	*	27:05	3-8	.375	0-0	.000	2-2	1.000	2	6	8	7.1	1	2	2	1	0	8	12.2	
Temple	01/16/2019	*	25:24	8-13	.615	0-0	.000	6-7	.857	2	8	10	7.3	1	2	1	2	2	22	12.8	
at Tulsa	01/19/2019	*	34:30	8-11	.727	0-0	.000	2-4	.500	3	7	10	7.4	2	2	5	3	1	18	13.1	
Houston	01/23/2019	*	28:57	7-12	.583	0-0	.000	2-2	1.000	4	4	8	7.5	1	2	2	2	1	16	13.2	
Memphis	01/26/2019	*	27:29	9-9	1.000	0-0	.000	1-2	.500	1	2	3	7.3	3	1	0	1	1	19	13.5	
at South Fla.	01/30/2019	*	38:00	9-14	.643	0-0	.000	1-1	1.000	5	2	7	7.2	2	1	1	3	1	19	13.8	
UConn	02/02/2019	*	30:00	1-7	.143	0-0	.000	2-4	.500	2	2	4	7.1	2	0	1	1	0	4	13.3	
Wichita St.	02/10/2019	*	29:17	8-13	.615	0-0	.000	3-5	.600	3	6	9	7.2	3	3	0	1	0	19	13.6	
at Memphis	02/13/2019	*	28:08	5-10	.500	0-0	.000	2-2	1.000	3	4	7	7.2	2	2	0	0	2	12	13.5	
at Temple	02/17/2019	*	37:16	6-13	.462	0-0	.000	3-6	.500	1	8	9	7.2	2	4	2	4	0	15	13.6	
Tulsa	02/20/2019	*	27:40	3-8	.375	0-0	.000	3-4	.750	1	3	4	7.1	2	2	2	2	0	12	13.4	
at East Carolina	02/23/2019		30:00	2-6	.333	0-0	.000	3-4	.750	3	1	4	7.0	2	1	1	1	1	7	13.1	
South Fla.	03/02/2019	*	32:28	4-10	.400	0-0	.000	5-5	1.000	2	7	9	7.1	2	1	1	1	1	13	13.1	
at Tulane	03/04/2019	*	34:00	7-11	.636	0-0	.000	4-6	.667	5	7	12	7.2	1	3	4	2	2	18	13.3	
vs Memphis	03/09/2019	*	32:00	6-10	.600	0-0	.000	0-0	.000	2	6	8	7.3	2	3	2	2	1	12	13.3	
vs UCF	03/10/2019	*	36:00	6-9	.667	0-0	.000	4-4	1.000	5	3	8	7.3	2	2	0	1	2	16	13.4	
Youngstown St.	03/21/2019		23:53	3-6	.500	0-0	.000	1-1	1.000	2	4	6	7.3	3	4	1	1	0	7	13.2	
Minnesota	03/24/2019	*	31:19	2-4	.500	0-0	.000	2-2	1.000	2	5	7	7.2	2	1	0	2	1	6	12.9	
Butler	03/28/2019	*	33:32	5-7	.714	0-0	.000	2-2	1.000	3	2	5	7.2	2	3	1	4	1	12	12.9	
at TCU	03/31/2019	*	34:00	6-11	.545	0-0	.000	1-1	1.000	4	4	8	7.2	2	4	2	1	0	13	12.9	
Totals			24	1009:54	189-313	.604	0-0	.000	74-103	.718	89	163	252	7.2	64	63	49	43	27	452	12.9

#### Player Averages

Games Played	Minutes/game	Points/game	FG Pct	3FG Pct	FT Pct	Rebounds/game	Assists/game	Turnovers/game	Assist/Turnover ratio	Steals/game	Blocks/game
35	28.9	12.9	60.4	0.0	71.8	7.2	1.8	1.4	1.3	0.8	1.2

### 2019-20 (JUNIOR SEASON)

#### #23 THOMAS, Ilmar'I

Opponent	Date	GS	MIN	Total			3-Pointers			Free throws			Rebounds			PF	A	T/O	BLK	STL	PTS	AVG
				FG-FGA	PCT	3FG-3FGA	PCT	FT-FTA	PCT	OFF	DEF	TOT	AVG									
Utah	11/05/2019		32:53	7-13	.538	0-0	.000	5-6	.833	3	5	8	8.0	0	1	0	1	0	1	19	19.0	
Saint Louis	11/10/2019	*	32:43	7-15	.467	0-0	.000	2-2	1.000	7	5	12	10.0	3	1	0	1	0	1	16	17.5	
Ohio St.	11/13/2019	*	39:01	7-19	.368	0-1	.000	11-13	.846	8	4	12	10.7	2	3	4	0	2	2	25	20.0	
Ball St.	11/16/2019	*	32:21	6-10	.600	0-0	.000	1-1	1.000	4	5	9	10.3	2	1	2	1	0	1	13	18.3	
Chattanooga	11/19/2019	*	35:20	12-18	.667	0-0	.000	5-7	.714	4	3	7	9.6	3	3	1	1	0	1	29	20.4	
vs Iowa	11/27/2019	*	36:00	10-12	.833	0-0	.000	0-0	.000	8	5	13	10.2	1	1	2	1	0	2	20	20.3	
vs Bucknell	11/28/2019	*	29:00	3-8	.375	0-2	.000	2-5	.400	2	5	7	9.7	1	0	2	0	0	2	8	16.0	
at VCU	12/05/2019	*	34:41	5-8	.625	0-0	.000	6-6	1.000	1	5	6	9.3	3	0	2	0	1	1	16	18.3	
Miami (OH)	12/08/2019	*	26:02	10-14	.714	0-0	.000	4-5	.800	4	4	8	9.1	1	4	2	3	1	24	18.9		
at Xavier	12/14/2019	*	36:53	9-16	.563	0-0	.000	7-8	.875	3	5	8	9.0	3	6	1	2	1	25	19.5		
Alabama A&M	12/17/2019	*	26:37	5-11	.455	0-0	.000	6-7	.857	3	5	8	8.9	4	2	4	0	1	16	19.2		
Pittsburgh	12/21/2019	*	32:56	8-14	.571	0-0	.000	1-1	1.000	3	2	5	8.6	4	2	2	0	1	17	19.0		
Coppin St.	12/30/2019	*	19:23	10-15	.667	0-0	.000	1-2	.500	2	4	6	8.4	0	1	1	1	1	21	19.2		
at South Fla.	01/05/2020	*	35:47	10-14	.714	0-0	.000	3-5	.600	2	5	7	8.3	3	0	6	1	0	23	19.4		
at Memphis	01/08/2020	*	37:59	8-12	.667	0-0	.000	7-8	.875	2	12	14	8.7	1	3	1	0	1	23	19.7		
UCF	01/12/2020	*	36:33	12-13	.923	0-0	.000	8-8	1.000	5	3	8	8.6	2	4	2	1	0	32	20.4		
at Tulane	01/18/2020	*	37:19	3-10	.300	0-1	.000	6-8	.750	6	5	11	8.8	4	3	1	1	1	35	20.8		
Houston	01/22/2020	*	34:25	14-22	.636	0-0	.000	7-8	.875	4	6	10	8.8	1	2	1	1	3	35	20.8		
Temple	01/26/2020	*	36:41	9-11	.818	0-1	.000	1-3	.333	2	5	7	8.7	4	3	3	0	1	19	20.7		
at UConn	01/30/2020	*	35:28	4-11	.364	0-0	.000	4-4	1.000	0	2	2	8.4	1	3	0	0	2	12	20.3		
South Fla.	02/02/2020	*	32:36	3-8	.375	0-0	.000	2-4	.500	3	4	7	8.3	2	2	1	0	1	8	19.7		
at SMU	02/08/2020	*	30:13	8-12	.667	0-1	.000	3-3	1.000	5	2	7	8.3	2	0	3	2	2	19	19.6		
Tulsa	02/12/2020	*	27:23	9-14	.643	0-0	.000	3-3	1.000	5	6	11	8.4	2	2	1	1	2	21	19.7		
at UCF	02/15/2020	*	31:20	2-5	.400	0-0	.000	2-2	1.000	3	4	7	8.3	4	2	3	1	0	6	19.1		
at Houston	02/18/2020	*	34:04	6-11	.545	0-0	.000	4-8	.500	4	9	13	8.5	1	2	4	1	0	16	19.0		
Tulane	02/23/2020	*	33:01	9-15	.600	0-0	.000	7-7	1.000	4	1	5	8.4	1	5	0	1	1	25	19.2		
UConn	02/26/2020	*	24:58	3-7	.429	0-0	.000	0-0	.000	1	2	3	8.2	2	2	2	2	0	6	18.7		
at Wichita St.	02/29/2020	*	30:01	13-18	.722	0-0	.000	3-5	.600	2	3	5	8.1	1	1	1	1	1	3	18.7		
East Carolina	03/02/2020	*	26:20	3-6	.500	0-0	.000	1-1	1.000	2	5	7	8.0	3	2	1	1	1	7	18.7		
vs Memphis	03/07/2020	*	26:37	8-10	.800	0-1	.000	1-1	1.000	2	2	4	7.9	2	3	2	1	1	17	18.6		
vs UCF	03/08/2020	*	37:09	7-10	.700	0-0	.000	7-9	.778	7	1	8	7.9	2	0	3	1	2	17	18.7		
vs UConn	03/09/2020	*	37:37	6-13	.462	0-0	.000	2-2	1.000	4	1	5	7.8	3	2	0	1	0	14	18.6		
Totals			31	1039:21	236-395	.597	0-7	.000	122-152	.803	115	135	250	7.8	68	66	59	35	22	594	18.6	

#### Player Averages

Games Played	Minutes/game	Points/game	FG Pct	3FG Pct	FT Pct	Rebounds/game	Assists/game	Turnovers/game	Assist/Turnover ratio	Steals/game	Blocks/game</
--------------	--------------	-------------	--------	---------	--------	---------------	--------------	----------------	-----------------------	-------------	---------------



# #33 SOFIA GRITZALI

GUARD • 5-6 • SOPHOMORE • THESSALONIKI, GREECE/HELLENIC COLLEGE OF THESSALONIKI

**2020-21 Season (Sophomore):** Scored seven points with three rebounds and three assists against ECU (12/20) ... tallied a point, two rebounds and a steal in nine minutes against Marquette (12/10) ... grabbed one rebound in four minutes against NKU (11/25).

**2019-20 Season (Freshman):** Played in eight games as a reserve, averaging 1.6 points, 1.6 rebounds in 5.8 minutes ... score four points in eight minutes against Ball State (11/16) in the season opener ... grabbed five rebounds in 12 minutes against Alabama A&M (12/17) ... pulled down three rebounds against Coppin State (12/30).

**Prior to Cincinnati:** Guided Hellenic College of Thessaloniki to three-straight northern Greece championships, two national high school championship runner-up finishes, and a national title as a junior ... led her team in scoring throughout her high school career ... played on multiple championship teams at the club level with Aris Basketball Club of the northern Greek league where she was the leading scorer four-consecutive years and set all-time and single-game (59 points) scoring records ... played for the Greek national team for three seasons ... Represented Greece with the national high school team at the world high school championship in 2019.

**Personal:** Born Mar. 13, 2001 in Thessaloniki, Greece ... daughter of Margarita Stefanidou and Panagiotis Griztali ... has one sister, Eleftheria Griztoli ... right-handed.

## SEASON & CAREER STATISTICS

2020-21 Season	Career	
7 vs. ECU, 12/20/20	Pts	7 vs. ECU, 12/20/20
3, 2x (last vs. USF, 12/22/20)	FG Atts	3, 2x (last vs. USF, 12/22/20)
1 vs. ECU, 12/20/20	FG Made	2 vs. Ball State, 11/16/19
1, 2x (last vs. USF, 12/22/20)	3PT-FG Atts	1, 4x (last vs. USF, 12/22/20)
0	3PT-FG Made	1 vs. Miami (Ohio), 12/8/19
5 vs. ECU, 12/20/20	FT Atts	2, 5x (last vs. Marquette, 12/10/20)
5 vs. ECU, 12/20/20	FT Made	2 vs. East Carolina, 3/2/20
3 vs. ECU, 12/20/20	Rebs	5 vs. Alabama A&M, 12/17/19
3 vs. ECU, 12/20/20	Assts	1, 2x (last vs. Coppin State, 12/30/19)
1, 2x (last vs. ECU, 12/12/20)	Stls	1, 4x (last vs. ECU, 12/12/20)
0	Blks	0
13 vs. ECU, 12/20/20	Mins	13 vs. ECU, 12/20/20

## MISCELLANEOUS STATISTICS

CATEGORY	2019-20	2020-21	CAREER
Double-Figure Scoring Games	0	0	0
Double-Figure Rebounding Games	0	0	0
Double-Double Games	0	0	0
20-Point Scoring Games	0	0	0
Games Led Team in Scoring	0	0	0
Games Led Team in Rebounding	0	0	0
Games Led Team in Assists	0	0	0
Games With 3+ Assists	0	1	1
Games With 3+ Blocks	0	0	0
Games With 3+ Steals	0	0	0
Games With 3+ 3-Pointers	0	0	0

## GAME-BY-GAME STATISTICS

### 2020-21 (SOPHOMORE SEASON)

#### #33 GRITZALI, Sofia

Opponent	Date	GS	MIN	Total FG-FGA	PCT	3-Pointers 3FG-3FGA	PCT	Free throws FT-FTA	PCT	Rebounds OFF DEF TOT AVG	PF	A	T/O	BLK	STL	PTS	AVG
Northern Ky.	11/25/2020	03:56	0-0	.000	0-0	.000	0-2	.000	0	1	1	1.0	1	0	0	0	0.0
at Florida	12/05/2020	06:47	0-1	.000	0-0	.000	0-0	.000	0	1	1	1.0	0	0	0	0	0.0
Marquette	12/10/2020	09:19	0-2	.000	0-0	.000	1-2	.500	1	1	2	1.3	2	0	1	0	1.3
at Central Mich.	12/12/2020	04:46	0-1	.000	0-0	.000	0-0	.000	0	0	0	1.0	0	0	0	0	0.3
East Carolina	12/20/2020	13:08	1-3	.333	0-0	.000	5-5	1.000	0	3	3	1.4	3	3	0	1	1.6
South Fla.	12/22/2020	09:49	0-3	.000	0-1	.000	2-2	1.000	1	0	1	1.3	2	0	0	0	1.7
Totals		0 47:45	1-10	.100	0-2	.000	8-11	.727	2	6	8	1.3	8	3	1	0	1.7

#### Player Averages

Games Played	Minutes/game	Points/game	FG Pct	3FG Pct	FT Pct	Rebounds/game	Assists/game	Turnovers/game	Assist/Turnover ratio	Steals/game	Blocks/game
6	8.0	1.7	10.0	0.0	72.7	1.3	0.5	0.2	3.0	0.3	0.0

### 2019-20 (FRESHMAN SEASON)

#### #33 GRITZALI, Sofia

Opponent	Date	GS	MIN	Total FG-FGA	PCT	3-Pointers 3FG-3FGA	PCT	Free throws FT-FTA	PCT	Rebounds OFF DEF TOT AVG	PF	A	T/O	BLK	STL	PTS	AVG
Ball St.	11/16/2019	07:39	2-2	1.000	0-0	.000	0-0	.000	0	1	1	1.0	2	0	0	0	4.0
Miami (OH)	12/08/2019	02:54	1-1	1.000	1-1	1.000	0-0	.000	0	1	1	1.0	0	0	1	0	3.5
Alabama A&M	12/17/2019	11:55	0-1	.000	0-0	.000	1-2	.500	3	2	5	2.3	3	1	2	0	1.7
Pittsburgh	12/21/2019	07:14	0-2	.000	0-0	.000	0-0	.000	1	1	2	2.3	1	0	0	0	2.0
Coppin St.	12/30/2019	08:01	0-0	.000	0-0	.000	1-2	.500	1	2	3	2.4	0	1	0	1	1.8
Tulsa	02/12/2020	02:17	0-0	.000	0-0	.000	0-0	.000	1	0	1	2.2	0	0	0	0	1.5
East Carolina	03/02/2020	01:21	0-0	.000	0-0	.000	2-2	1.000	0	0	0	1.9	0	0	0	0	1.6
vs Memphis	03/07/2020	03:02	1-1	1.000	0-0	.000	0-0	.000	0	0	0	1.6	0	1	0	0	1.6
Totals		0 44:23	4-7	.571	1-1	1.000	4-6	.667	6	7	13	1.6	6	2	4	0	1.6

#### Player Averages

Games Played	Minutes/game	Points/game	FG Pct	3FG Pct	FT Pct	Rebounds/game	Assists/game	Turnovers/game	Assist/Turnover ratio	Steals/game	Blocks/game
8	5.5	1.6	57.1	100.0	66.7	1.6	0.3	0.5	0.5	0.3	0.0

## CAREER STATISTICS

### GRITZALI, Sofia

		Field Goals		3-Point		F-Throws		Rebounds				Scoring						
SEASON	TEAM	GP-GS	MIN/AVG	FG-FGA	FG%	3FG-FGA	3FG%	FT-FTA	FT%	OFF	DEF	TOT	AVG	PF-FO	AST	TO	BLK	STL
2019-20	UC	8-0	44/5.5	4-7	.571	1-1	1.000	4-6	.667	6	7	13	1.6	6-0	2	4	0	2
2020-21	UC	6-0	48/8.0	1-10	.100	0-2	.000	8-11	.727	2	6	8	1.3	8-0	3	1	0	2
TOTAL		14-0	92/6.6	5-17	.294	1-3	.333	12-17	.706	8	13	21	1.5	14-0	5	5	0	4





# #50 NESMA KHALIFA

CENTER • 6-4 • JUNIOR • ALEXANDRIA, EGYPT/KGC KAWMYA GIRLS COLLEGE

**2020-21 Season (Junior):** Scored a basket and grabbed a rebound against ECU (12/20) ... grabbed a rebound in one minute of action vs. NKU (11/26).

**2019-20 Season (Sophomore):** Played in 29 games with two starts, averaging 1.0 point and 0.8 rebounds in 5.4 minutes ... posted six points and three rebounds in nine minutes against Miami [Ohio] (12/8) ... grabbed six rebounds with two blocks in 11 minutes against Bucknell (11/28) ... tallied five points, including a 3-pointer in four minutes against Houston (1/22).

**Prior to Cincinnati:** Played in 25 games with eight starts at Tallahassee Community College in 2018-19, averaging 2.9 points and 1.8 rebounds in 8.1 minutes ... tallied 11 points and pulled down eight rebounds vs. Frederick Community College ... totaled a season-best 13 points vs. Hostos Community College ... named all-academic by both the Florida College System Activities Association and the Panhandle Conference ... a graduate of the NBA Academy Women's Program ... competed with the Egyptian National Team as part of the FIBA U19 Women's Basketball World Cup ... won five gold medals, two Gold Arab championships, and a second-place finish in the African Championship ... tabbed Best Center in Africa in 2018.

**Personal:** Born Jan. 1, 1999 in Alexandria, Egypt ... daughter of Samya Mohamed and Abdelrahman Aly ... has one brother, Aly Khalifa ... her brother, Aly Khalifa, plays at UNC-Charlotte ... right-handed.

## SEASON & CAREER STATISTICS

### 2019-20 Season

2 vs. ECU, 12/20/20	Pts	6 vs. Miami (Ohio), 12/8/19
3 vs. ECU, 12/20/20	FG Atts	6 vs. Coppin State, 12/30/19
1 vs. ECU, 12/20/20	FG Made	3 vs. Miami (Ohio), 12/8/19
1, 5x (last vs. USF, 12/22/20)	3PT-FG Atts	2, 2x (last vs. UConn, 3/9/20)
0	3PT-FG Made	1, 2x (last vs. Memphis, 3/7/20)
0	FT Atts	2 vs. East Carolina, 3/2/20
0	FT Made	1 vs. East Carolina, 3/2/20
1, 3x (last vs. ECU, 12/20/20)	Rebs	6 vs. Bucknell, 11/28/19
0	Assts	2 at Xavier, 12/14/19
0	Stls	1, 2x (last vs. UCF, 1/12/20)
1 at Florida, 12/5/20	Blks	2, 3x (last vs. Memphis, 3/7/20)
8 vs. USF, 12/22/20	Mins	13, 3x (last vs. Memphis, 3/7/20)

## MISCELLANEOUS STATISTICS

### CATEGORY

	2019-20	2020-21	CAREER
Double-Figure Scoring Games	0	0	0
Double-Figure Rebounding Games	0	0	0
Double-Double Games	0	0	0
20-Point Scoring Games	0	0	0
Games Led Team in Scoring	0	0	0
Games Led Team in Rebounding	0	0	0
Games Led Team in Assists	0	0	0
Games With 3+ Assists	0	0	0
Games With 3+ Blocks	0	0	0
Games With 3+ Steals	0	0	0
Games With 3+ 3-Pointers	0	0	0

## GAME-BY-GAME STATISTICS

### 2020-21 (SOPHOMORE SEASON)

#### #50 KHALIFA, Nesma

Opponent	Date	GS	MIN	Total FG-FGA	PCT	3-Pointers 3FG-FGA	PCT	Free throws FT-FTA	PCT	Rebounds OFF DEF TOT AVG	PF	A	T/O	BLK	STL	PTS	AVG
Northern Ky.	11/25/2020	01:20	0-1	.000	0-1	.000	0-0	.000	0	1	1	1.0	0	0	0	0	0.0
at Florida	12/05/2020	05:51	0-1	.000	0-1	.000	0-0	.000	0	1	1	1.0	0	0	1	0	0.0
Marquette	12/10/2020	02:55	0-2	.000	0-1	.000	0-0	.000	0	0	0	0.7	0	0	0	0	0.0
East Carolina	12/20/2020	05:12	1-3	.333	0-1	.000	0-0	.000	1	0	1	0.8	2	0	1	0	2.5
South Fla.	12/22/2020	07:53	0-1	.000	0-1	.000	0-0	.000	0	0	0	0.6	2	0	1	0	0.4
<b>Totals</b>		<b>0</b>	<b>23:11</b>	<b>1-8</b>	<b>.125</b>	<b>0-5</b>	<b>.000</b>	<b>0-0</b>	<b>.000</b>	<b>1</b>	<b>2</b>	<b>3</b>	<b>0.6</b>	<b>4</b>	<b>0</b>	<b>2</b>	<b>0.4</b>

#### Player Averages

Games Played	Minutes/game	Points/game	FG Pct	3FG Pct	FT Pct	Rebounds/game	Assists/game	Turnovers/game	Assist/Turnover ratio	Steals/game	Blocks/game
5	4.6	0.4	12.5	0.0	0.0	0.6	0.0	0.4	0.0	0.0	0.2

### 2019-20 (SOPHOMORE SEASON)

#### #50 KHALIFA, Nesma

Opponent	Date	GS	MIN	Total FG-FGA	PCT	3-Pointers 3FG-FGA	PCT	Free throws FT-FTA	PCT	Rebounds OFF DEF TOT AVG	PF	A	T/O	BLK	STL	PTS	AVG		
Utah	11/05/2019	*	05:03	0-0	.000	0-0	.000	0-0	.000	0	0	0.0	1	0	0	0	0.0		
Saint Louis	11/10/2019		05:51	0-1	.000	0-0	.000	0-0	.000	0	1	1.0	0.5	2	1	0	0	0.0	
Ohio St.	11/13/2019		02:40	0-1	.000	0-1	.000	0-0	.000	0	0	0.3	0	0	0	0	0.0		
Ball St.	11/16/2019		07:39	1-1	1.000	0-0	.000	0-0	.000	1	1	2.0	0.8	1	0	1	2	0.5	
Chattanooga	11/19/2019		04:14	0-0	.000	0-0	.000	0-0	.000	0	0	0.6	2	0	0	0	0	0.4	
vs Iowa	11/27/2019		01:00	0-0	.000	0-0	.000	0-0	.000	0	0	0.5	0	0	1	0	0	0.3	
vs Bucknell	11/28/2019		11:00	1-3	.333	0-1	.000	0-0	.000	1	5	6.3	1.3	1	1	0	2	0.6	
at VCU	12/05/2019		05:08	0-0	.000	0-0	.000	0-0	.000	0	0	1.1	2	0	0	0	0	0.5	
Miami (OH)	12/08/2019		09:16	3-3	1.000	0-0	.000	0-1	.000	0	3	3.3	1.3	3	0	1	1	1.6	
at Xavier	12/14/2019	*	12:41	2-4	.500	0-1	.000	0-0	.000	0	0	1.2	0.2	0	2	0	0	1.4	
Alabama A&M	12/17/2019		05:56	0-0	.000	0-0	.000	0-0	.000	0	0	1.1	1	0	0	0	0	1.3	
Pittsburgh	12/21/2019		04:43	0-0	.000	0-0	.000	0-0	.000	0	1	1.1	1	1	0	0	0	1.2	
Coppin St.	12/30/2019		13:05	2-6	.333	0-0	.000	0-0	.000	1	2	3.2	0.1	1	1	0	0	1.4	
at South Fla.	01/05/2020		02:52	0-0	.000	0-0	.000	0-0	.000	0	0	1.1	0	1	0	0	0	1.3	
at Memphis	01/08/2020		04:26	0-1	.000	0-0	.000	0-0	.000	0	0	1.1	0	2	0	0	0	1.2	
UCF	01/12/2020		01:08	0-1	.000	0-0	.000	0-0	.000	0	0	1.0	0	0	0	0	1	1.1	
Houston	01/22/2020		05:58	2-2	1.000	1-1	1.000	0-0	.000	0	0	0.9	0	0	0	0	0	1.4	
Temple	01/26/2020		01:29	0-0	.000	0-0	.000	0-0	.000	0	1	1.0	0.9	0	0	0	0	1.3	
South Fla.	02/02/2020		02:07	0-1	.000	0-1	.000	0-0	.000	0	0	0.9	0	0	0	0	0	1.2	
at SMU	02/08/2020		03:43	1-2	.500	0-1	.000	0-0	.000	0	0	0.9	0	0	0	0	0	1.3	
Tulsa	02/12/2020		07:53	0-2	.000	0-1	.000	0-0	.000	0	1	1.0	0.9	1	1	0	0	1.2	
at Houston	02/18/2020		01:13	0-0	.000	0-0	.000	0-0	.000	0	0	0.8	0	0	0	0	0	1.1	
Tulane	02/23/2020		04:11	0-0	.000	0-0	.000	0-0	.000	0	1	1.0	0.8	0	0	0	0	1.1	
UConn	02/26/2020		07:13	0-1	.000	0-1	.000	0-0	.000	0	1	1.8	0.8	0	0	0	0	1.0	
at Wichita St.	02/29/2020		02:01	0-0	.000	0-0	.000	0-0	.000	0	0	0.8	0	0	0	0	0	1.0	
East Carolina	03/02/2020		08:52	0-0	.000	0-0	.000	1-2	.500	0	1	1.8	1.0	2	0	0	0	1.0	
vs Memphis	03/07/2020		12:46	1-3	.333	1-2	.500	0-0	.000	1	2	3.0	0.9	4	0	0	2	0	1.1
vs UCF	03/08/2020		01:09	0-0	.000	0-0	.000	0-0	.000	0	0	0.9	1.0	0	0	0	0	1.0	
vs UConn	03/09/2020		01:10	0-2	.000	0-2	.000	0-0	.000	0	0	0.8	1.0	0	0	0	0	1.0	
Totals		2	156:27	13-34	.382	2-12	.167	1-3	.333	4	20	24	0.8	22	8	9	2	1.0	

#### Player Averages

Games Played	Minutes/game	Points/game	FG Pct	3FG Pct	FT Pct	Rebounds/game	Assists/game	Turnovers/game	Assist/Turnover ratio	Steals/game	Blocks/game
29	5.4	1.0	38.2	16.7	33.3	0.8	0.3	0.3	0.9	0.1	0.3

## CAREER STATISTICS

### KHALIFA, Nesma

				Field Goals		3-Point		F-Throws		Rebounds										Scoring	
SEASON	TEAM	GP-GS	MIN/AVG	FG-FGA	FG%	3FG-FGA	3FG%	FT-FTA	FT%	OFF	DEF	TOT	AVG	PF-FO	AST	TO	BLK	STL	PTS	AVG	
2019-20	UC	29-2	156/5.4	13-34	.382	2-12	.167	1-3	.333	4	20	24	0.8	22-0	8	9	8	2	29	1.0	
2020-21	UC	5-0	23/4.6	1-8	.125	0-5	.000	0-0	.000	1	2	3	0.6	4-0	0	2	1	0	2	0.4	
TOTAL		34-2	180/5.3	14-42	.333	2-17	.118	1-3	.333	5	22	27	0.8	26-0	8	11	9	2	31	0.9	

# 2020-21 BOX SCORES

## GAME 1 • NOV. 25, 2020 NKU (67) AT CINCINNATI (73) OT FIFTH THIRD ARENA (CINCINNATI, OHIO)



Official Basketball Box Score - Final  
Northern Ky. at Cincinnati  
11/25/20 Fifth Third Arena, Cincinnati  
2020-21 Women's Basketball

Game Time: 6:00 PM  
Game Duration: 2:14  
Attendance: 57

Officials: Ron Fessler, Darnica Masher, Kiera Negrin

Northern Ky. - 67

Record: 0-1

NO. Name	Min	FG M-A	3P M-A	FT M-A	Rebounds OR DR TOT	Fouls PF	TP	AS	TO	ST	Blocks BS BA	+/-
23 Kailey Coffey	29:23	0-1	0-0	2-4	4 4 8	5	5	2	0	0	1 0	-6
20 Emmry Souder	37:11	4-8	0-1	2-4	1 6 7	2	3	10	0	4	0 0	1
2 Ivy Turner	34:39	4-12	0-1	1-1	1 3 4	1	2	9	4	2	1 0	1
12 Carissa Garcia	24:10	3-9	0-3	2-2	1 3 4	3	3	8	1	2	0 0	2
25 Ally Nece	34:53	7-14	1-4	2-2	1 0 1	3	2	17	2	5	0 0	1
5 Lindsey Duvall	17:46	4-6	0-1	5-6	0 2 2	0	3	13	0	3	0 0	0
10 Grayson Rose	25:38	3-8	2-4	0-2	2 1 3	1	2	8	1	0	2 0	-11
33 Ellie Taylor	17:25	0-1	0-0	0-2	0 3 3	2	3	0	0	1	0 0	-1
21 Tayah Ivin	01:49	0-0	0-0	0-0	0 0 0	0	0	0	0	0	0 0	-4
32 Janna Lewis	02:06	0-0	0-0	0-0	0 0 0	0	0	0	0	0	0 0	4
Team					2 1 3			0	3			
Totals	25:59	3-14	14-23	12	23 35	17	23	67	10	20	1 3	6

Technical Fouls: NONE

Shooting By Period	1st FG%	2nd FG%	3rd FG%	4th FG%	OT FG%
1st FG%	4-13 30.8%				
3PT%	0-2 0.0%				
FT%	3-4 75.0%				
2nd FG%	6-15 40.0%				
3PT%	1-3 33.3%				
FT%	2-3 66.7%				
3rd FG%	7-12 58.3%				
3PT%	1-4 25.0%				
FT%	3-4 75.0%				
4th FG%	3-11 27.3%				
3PT%	1-4 25.0%				
FT%	5-8 62.5%				
OT FG%	5-8 62.5%				
3PT%	0-1 0.0%				
FT%	1-4 25%				
GM FG%	25-59 42.4%				
3PT%	3-14 21.4%				
FT%	14-23 60.9%				

Dead Ball Rebounds: 7, 1

Cincinnati - 73

Record: 1-0

NO. Name	Min	FG M-A	3P M-A	FT M-A	Rebounds OR DR TOT	Fouls PF	TP	AS	TO	ST	Blocks BS BA	+/-
15 Arame Niang	26:48	4-8	0-3	5-5	0 3 3	5	4	13	3	0	2 1	0
23 Ilmarl Thomas	44:02	14-23	1-3	5-6	2 5 7	1	5	34	6	3	0 1	2
2 Destiny Haymer	35:53	3-5	1-3	0-2	0 1 1	4	2	7	3	6	3 1	0
14 Addaya Moore	37:55	3-7	0-1	2-3	3 3 6	2	2	8	3	1	4 1	0
21 Milan Schimmel	32:45	2-8	2-5	2-2	0 3 3	1	1	8	0	4	0 0	9
20 Jillian Hayes	23:44	0-3	0-1	0-0	0 4 4	5	0	2	2	1	1 0	-8
10 Jadyon Scott	14:41	0-1	0-0	3-4	1 2 3	2	2	3	1	1	1 1	9
1 Caitlyn Wilson	03:56	0-1	0-1	0-0	0 0 0	2	0	0	0	0	0 0	-6
50 Nesma Khalifa	01:20	0-1	0-1	0-0	0 1 1	0	0	0	0	0	0 0	-4
33 Sofia Gritzali	03:56	0-0	0-0	0-2	0 1 1	1	1	0	0	0	0 0	-2
Team					2 1 3			0	1			
Totals	26:57	4-18	17-24	8	24 32	23	17	18	18	11	6 3	6

Technical Fouls: NONE

Shooting By Period	1st FG%	2nd FG%	3rd FG%	4th FG%	OT FG%
1st FG%	3-11 27.3%				
3PT%	1-5 20.0%				
FT%	1-1 100%				
2nd FG%	4-12 33.3%				
3PT%	0-4 0.0%				
FT%	1-4 25.0%				
3rd FG%	9-17 52.9%				
3PT%	1-5 20.0%				
FT%	1-1 100%				
4th FG%	6-10 60.0%				
3PT%	1-3 33.3%				
FT%	6-9 66.7%				
OT FG%	4-7 57.1%				
3PT%	1-1 100.0%				
FT%	8-9 88.9%				
GM FG%	26-57 45.6%				
3PT%	4-18 22.2%				
FT%	17-24 70.8%				

Dead Ball Rebounds: 6, 0

	NKU	CIN
Biggest lead	13 (2nd 6:07)	9 (1st OT 2:28)
Best Scoring Run	14 (2nd 6:53)	8 (1st OT 2:28)
Lead Changes	5	8
Times Tied	5	8
Time with Lead	34:03	08:12

Points from	NKU	CIN
Turnovers	16	22
Paint	42	34
Second Chance	11	8
Fast Breaks	8	11
Bench	21	3

Period by Period Scoring	1st	2nd	3rd	4th	OT	TOT
NKU	11	15	18	12	11	67
CIN	8	9	20	19	17	73

## GAME 3 • DEC. 10, 2020 MARQUETTE (86) AT CINCINNATI (75) FIFTH THIRD ARENA (CINCINNATI, OHIO)



Official Basketball Box Score - Final  
Marquette at Cincinnati  
12/10/20 Fifth Third Arena, Cincinnati  
2020-21 Women's Basketball

Game Time: 2:00 PM  
Game Duration: 1:55  
Attendance: 200

Officials: Bryan Brunette, Brandon Entinre, Kelsey Reynolds

Marquette - 86

Record: 3-1

NO. Name	Min	FG M-A	3P M-A	FT M-A	Rebounds OR DR TOT	Fouls PF	TP	AS	TO	ST	Blocks BS BA	+/-
15 Camryn Taylor	18:40	4-11	0-0	2-4	4 2 6	4	4	10	1	0	1 0	1
42 Lauren Van Kleunen	27:01	5-9	0-0	5-7	0 3 3	0	5	15	2	3	2 0	0
52 Chloe Marotta	29:49	2-5	0-0	4-4	3 5 8	3	2	8	4	3	2 1	1
23 Jordan King	31:12	4-11	1-5	6-8	2 6 8	2	4	15	2	1	1 0	1
24 Selena Lott	33:49	11-14	1-3	3-4	0 3 3	3	5	26	3	3	2 0	0
5 Taylor Valladay	14:13	1-4	0-1	0-0	1 2 3	1	0	2	3	4	0 0	-2
32 Liza Karlen	16:29	2-2	1-1	2-2	2 0 2	2	3	7	1	2	0 0	-13
4 Antwanette Walker	05:00	0-2	0-0	0-0	1 1 2	1	0	0	0	0	0 0	-7
10 Claire Kailes	15:12	1-2	1-2	0-0	1 0 1	0	0	3	1	0	1 0	0
3 Rose Nkumu	07:33	0-1	0-0	0-0	0 1 1	0	0	3	1	0	0 0	-9
0 Julianna Okosun	01:02	0-0	0-0	0-0	1 0 1	0	0	0	0	1	0 0	-4
Team					1 1 2			0	0			
Totals	30:61	4-12	22-29	16	21 37	16	23	86	20	18	9 1	3

Technical Fouls: NONE

Shooting By Period	1st FG%	2nd FG%	3rd FG%	4th FG%	OT FG%
1st FG%	5-12 41.7%				
3PT%	1-3 33.3%				
FT%	4-4 100%				
2nd FG%	8-14 57.1%				
3PT%	1-3 33.3%				
FT%	5-8 62.5%				
3rd FG%	5-9 55.6%				
3PT%	0-1 0.0%				
FT%	6-9 66.7%				
4th FG%	6-18 33.3%				
3PT%	2-5 40.0%				
FT%	7-10 70%				
GM FG%	30-61 49.2%				
3PT%	4-12 33.3%				
FT%	22-29 75.9%				

Dead Ball Rebounds: 4, 0

Cincinnati - 75

Record: 1-2

NO. Name	Min	FG M-A	3P M-A	FT M-A	Rebounds OR DR TOT	Fouls PF	TP	AS	TO	ST	Blocks BS BA	+/-
15 Arame Niang	22:10	1-7	1-2	0-2	1 1 2	3	2	3	1	3	3 1	0
23 Ilmarl Thomas	36:47	9-11	0-0	14-16	3 5 8	1	8	32	2	2	2 1	0
2 Destiny Haymer	28:21	6-10	1-4	0-0	0 1 1	4	0	13	3	1	2 0	0
14 Addaya Moore	29:10	3-7	0-1	2-2	3 2 5	3	2	6	0	3	4 1	0
21 Milan Schimmel	34:18	3-9	0-3	1-2	2 3 5	3	2	7	4	3	2 0	0
20 Jillian Hayes	18:48	2-5	0-0	0-0	3 3 6	4	0	4	0	2	2 0	-12
33 Sofia Gritzali	09:19	0-2	0-0	1-2	1 1 2	2	1	1	0	1	1 0	-4
10 Jadyon Scott	18:02	4-7	0-0	1-2	2 2 4	3	1	9	0	2	0 0	-2
50 Nesma Khalifa	02:55	0-2	0-1	0-0	0 0 0	0	0	0	0	0	0 0	-1
Team					3 0 3			0	1			
Totals	28:60	2-11	17-26	15	18 33	23	16	75	10	18	16 3	1

Technical Fouls: NONE

Shooting By Period	1st FG%	2nd FG%	3rd FG%	4th FG%	OT FG%
1st FG%	5-12 41.7%				
3PT%	0-2 0.0%				
FT%	2-2 100%				
2nd FG%	6-16 37.5%				
3PT%	0-3 0.0%				
FT%	6-8 75%				
3rd FG%	7-18 38.9%				
3PT%	1-2 50.0%				
FT%	5-10 50%				
4th FG%	10-14 71.4%				
3PT%	1-4 25.0%				
FT%	4-6 66.7%				
GM FG%	28-60 46.7%				
3PT%	2-11 18.2%				
FT%	17-26 65.4%				

Dead Ball Rebounds: 5, 0

	MAR	CIN
Biggest lead	21 (3rd 7:58)	0 (1st 10:00)
Best Scoring Run	16 (1st 5:19)	8 (3rd 6:02)
Lead Changes	0	0
Times Tied	0	0
Time with Lead	39:35	00:00

Points from	MAR	CIN
Turnovers	21	16
Paint	48	46
Second Chance	2	10
Fast Breaks	22	16
Bench	12	14

Period by Period Scoring	1st	2nd	3rd	4th	TOT
MAR	27	22	16	21	86
CIN	12	18	20	25	75

## GAME 2 • DEC. 5, 2020 CINCINNATI (58) AT FLORIDA (81) EXACTECH ARENA AT O'CONNELL CENTER (GAINESVILLE, FLA.)



Official Basketball Box Score - Final  
Cincinnati at Florida  
12/05/20 Exactech Arena at Stephen C. O'Connell Center, Gainesville  
2020-21 Women's Basketball

Game Time: 1:00 PM  
Game Duration: 1:45  
Attendance: 528

Officials: Dee Karther, Kevin Pethel, Kareena Tobin

Cincinnati - 58

Record: 1-1

Recon - 1-1												
NO. Name	Min	FG M-A	3P M-A	FT M-A	Rebounds OR DR TOT	Fouls PF	TP	AS	TO	ST	Blocks BS	+/-
15 Arame Niang	28:34	5-11	2-7	0-2	2 11 13	4	2	12	3	2	1 1	0
23 Ilmarl Thomas	39:12	10-17	0-2	3-3	2 3 5	2	4	23	2	3	0 0	-22
2 Destiny Haymer	G 22:22	2-6	0-0	0-0	0 2 2	4	0	4	0	4	0 0	-21
14 Addaya Moore	35:08	2-7	0-0	0-2	4 2 6	3	1	4	4	9	1 1	-18
21 Milan Schimmel	G 25:50	2-6	1-2	0-0	1 2 3	3	0	5	0	2	0 0	-18
10 Jadyon Scott	14:15	1-3	0-0	1-2	1 3 4	4	3	3	2	1	1	0
20 Jillian Hayes	22:01	2-6	0-1	3-4	2 2 4	2	4	7	0	2	0 3	-5
50 Nesma Khalifa	05:51	0-1	0-0	0-0	1 1 0	0	0	0	0	0	1 0	-3
33 Sofia Gritzali	06:47	0-1	0-0	0-0	0 1 1	0	0	0	0	0	0 0	6
Team					1 6 7		0	0				
Totals					24-58 3-13 7-13	14 31 45	22 14	58	9	24	3 7	1-23

# 2020-21 BOX SCORES

## GAME 5 • DEC. 19, 2020 ECU (74) AT CINCINNATI (67) FIFTH THIRD ARENA (CINCINNATI, OHIO)



Official Basketball Box Score - Final  
East Carolina at Cincinnati  
12/20/20 Fifth Third Arena, Cincinnati, Ohio  
2020-21 Women's Basketball

Game Time: 12:00 PM  
Game Duration: 2:01  
Attendance: 300

Officials: Ron Ledington, Bob Ertler, Denise Brooks

East Carolina - 74												
Record: 4-3 (2-0)												
NO.	Name	Min	FG M-A	3P M-A	FT M-A	Rebounds OR DR TOT	Fouls PF FO	TP	AS	TO	ST	Blocks BS BA
14	Maddie Moore	F 19:34	3-5	0-0	4-5	0 1 1	4 3	10	0	2	0	1 0
33	Tiara Chambers	F 25:42	0-3	0-0	3-4	4 2 6	4 3	3	0	1	2	1 0
1	Taniyah Thompson	G 36:27	4-14	1-3	1-2	2 1 3	2 2	10	1	1	0	3 4
2	Lashonda Monk	G 35:52	10-19	3-5	9-10	0 6 6	4 9	32	5	1	4	2 0
20	Sierra DaCosta	G 32:10	2-9	1-4	5-6	0 5 5	0 6	10	3	0	1	0 1
23	Dominique Claytor	22:35	0-0	0-0	3-4	2 2 4	2 4	3	2	2	4	0 0
24	Alexsia Rose	05:24	0-0	0-0	0-0	0 2 2	2 0	0	0	3	0	0 -3
25	Ryann Evans	18:24	1-5	0-0	2-2	3 3	2 1	4	0	2	0	0 1
3	Xianna Josephs	03:52	1-1	0-0	0-0	0 0 0	0 0	2	0	0	0	0 -5
Team						2 0 2		0	0			
Totals		21:56	5-12	27-33	12 20 32	20 26	74	11	12	11	4	5 7

Technical Fouls: NONE

Shooting By Period		
1st FG%	7-12	58.3%
3PT%	3-3	100.0%
FT%	7-8	87.5%
2nd FG%	3-13	23.1%
3PT%	0-3	0.0%
FT%	3-4	75%
3rd FG%	6-20	30.0%
3PT%	0-3	0.0%
FT%	8-11	72.7%
4th FG%	5-11	45.5%
3PT%	2-3	66.7%
FT%	9-10	90%
GM FG%	21-56	37.5%
3PT%	5-12	41.7%
FT%	27-33	81.8%

Dead Ball Rebounds: 6, 0

Cincinnati - 67												
Record: 1-4 (0-1)												
NO.	Name	Min	FG M-A	3P M-A	FT M-A	Rebounds OR DR TOT	Fouls PF FO	TP	AS	TO	ST	Blocks BS BA
10	Jadyn Scott	F 37:11	5-7	0-0	1-1	2 0 2	2 1	11	3	2	0	1 0
15	Arame Niang	F 21:15	1-3	0-1	0-0	1 3 4	4 0	2	1	3	0	1 0
23	Ilmarl Thomas	F 37:16	8-14	0-0	7-7	1 5 6	3 8	23	2	1	0	2 1
20	Jillian Hayes	G 22:38	2-6	0-1	6-10	2 3 5	5 6	10	2	6	2	0 1
21	Milan Schimmel	G 26:52	1-2	1-1	1-2	0 3 3	5 1	4	4	5	3	0 0
1	Caitlyn Wilson	21:04	3-8	2-7	0-0	0 0 0	1 0	8	2	2	2	1 0
50	Nesma Khalifa	05:12	1-3	0-1	0-0	1 0 1	2 0	2	0	1	0	0 -4
3	Jada Scott	15:24	0-3	0-0	0-0	0 1 1	3 1	0	1	3	0	0 1
33	Sofia Gritzali	13:08	1-3	0-0	5-5	0 3 3	3 3	7	3	0	1	0 -1
Team						3 4 7		0	1			
Totals		22:49	3-11	20-25	10 22 32	28 20	67	18	24	8	5	4 -7

Technical Fouls: NONE

Shooting By Period		
1st FG%	5-11	45.5%
3PT%	1-3	33.3%
FT%	6-8	75%
2nd FG%	4-11	36.4%
3PT%	2-5	40.0%
FT%	5-5	100%
3rd FG%	6-14	42.9%
3PT%	0-1	0.0%
FT%	5-8	62.5%
4th FG%	7-13	53.8%
3PT%	0-2	0.0%
FT%	4-4	100%
GM FG%	22-49	44.9%
3PT%	3-11	27.3%
FT%	20-25	80.0%

Dead Ball Rebounds: 2, 1

	ECU	CIN
Biggest lead	15 (4 <sup>th</sup> 5:00)	2 (1 <sup>st</sup> 7:56)
Best Scoring Run	12 (4 <sup>th</sup> 5:00)	12 (4 <sup>th</sup> 1:28)
Lead Changes	7	
Times Tied	4	
Time with Lead	36:12	01:29

Points from	ECU	CIN
Turnovers	30	17
Paint	22	32
Second Chance	10	13
Fast Breaks	12	8
Bench	9	17

Period by Period Scoring	ECU	CIN
1st	24	9
2nd	9	20
3rd	21	74
4th	17	18
TOT	67	67

## GAME 6 • DEC. 22, 2020 NO. 20/24 USF (73) AT CINCINNATI (61) FIFTH THIRD ARENA (CINCINNATI, OHIO)



Official Basketball Box Score - Final  
South Fla. at Cincinnati  
12/22/20 Fifth Third Arena, Cincinnati, Ohio  
2020-21 Women's Basketball

Game Time: 2:00 PM  
Game Duration: 1:58  
Attendance: 300

Officials: Denise Brooks, Sall Esho, Chris Sauteda

South Fla. - 73												
Record: 5-1												
NO.	Name	Min	FG M-A	3P M-A	FT M-A	Rebounds OR DR TOT	Fouls PF FO	TP	AS	TO	ST	Blocks BS BA
20	Bethy Mununga	F 34:15	3-5	0-0	7-10	2 12 14	4 7	13	2	4	0	2 1
21	Shae Leverett	F 22:39	1-2	0-0	2-4	3 3 6	5 2	4	0	1	0	1 0
3	Sydni Harvey	G 27:10	7-15	5-11	2-2	2 0 2	0 6	21	1	2	2	0 2
4	Elisa Pinzan	G 38:50	2-7	0-3	0-5	0 3 3	1 5	4	11	1	2	0 0
5	Elena Tsineke	G 14:37	3-5	0-0	1-2	0 0 0	2 1	7	0	1	0	0 1
31	Beatriz Jordao	13:29	1-1	0-0	0-0	0 2 2	0 0	2	1	1	0	1 0
1	Maria Alvarez	17:46	2-4	2-4	2-2	0 3 3	1 2	8	0	3	0	0 7
12	Cristina Bermejo	04:32	0-0	0-0	0-0	1 0 1	2 0	0	1	0	0	0 4
0	Tereza Vitulova	08:03	1-2	0-1	2-2	0 1 1	0 1	4	0	0	0	0 2
22	Kristyna Brabencova	17:46	3-8	1-2	3-4	3 3 6	1 2	10	0	1	0	0 10
2	Mihaela Lazic	00:53	0-0	0-0	0-0	0 0 0	0 0	0	0	1	0	0 -1
Team						2 0 2		0	1			
Totals		23:49	8-21	19-31	13 27 40	16 26	73	16	16	4	4	12

Technical Fouls: NONE

Shooting By Period		
1st FG%	9-15	60.0%
3PT%	3-6	50.0%
FT%	5-7	71.4%
2nd FG%	3-11	27.3%
3PT%	1-4	25.0%
FT%	0-4	0%
3rd FG%	4-11	36.4%
3PT%	2-5	40.0%
FT%	7-12	58.3%
4th FG%	7-12	58.3%
3PT%	2-6	33.3%
FT%	7-8	87.5%
GM FG%	23-49	46.9%
3PT%	8-21	38.1%
FT%	19-31	61.3%

Dead Ball Rebounds: 8, 0

Cincinnati - 61												
Record: 1-5												
NO.	Name	Min	FG M-A	3P M-A	FT M-A	Rebounds OR DR TOT	Fouls PF FO	TP	AS	TO	ST	Blocks BS BA
15	Arame Niang	F 28:38	6-7	0-0	0-0	1 2 3	5 1	12	0	4	1	0 2
23	Ilmarl Thomas	F 40:00	13-20	0-2	6-10	0 6 6	2 8	32	5	0	4	1 1
2	Destiny Haymer	G 22:17	2-4	0-0	0-0	0 2 2	5 0	4	4	2	2	0 -2
20	Jillian Hayes	G 36:41	0-8	0-2	4-8	2 4 6	4 5	4	1	1	0	2 -6
21	Milan Schimmel	G 35:55	2-5	1-1	0-0	2 2 4	3 0	5	0	3	1	0 -1
50	Nesma Khalifa	07:53	0-1	0-1	0-0	0 0 0	2 0	0	1	0	0	-15
1	Caitlyn Wilson	02:56	0-2	0-2	0-0	0 0 0	1 0	0	0	0	0	-9
10	Jadyn Scott	11:20	1-3	0-0	0-0	1 0 1	1 1	2	0	1	2	0 -5
33	Sofia Gritzali	09:49	0-3	0-1	2-2	1 0 1	2 1	2	0	0	0	1 -6
3	Jada Scott	04:31	0-0	0-0	0-0	0 0 0	1 0	0	0	1	0	0 -6
Team						0 0 0		0	1			
Totals		24:53	1-9	12-20	7 16 23	26 16	61	10	14	10	4	12

Technical Fouls: NONE

Shooting By Period		
1st FG%	4-12	33.3%
3PT%	0-2	0.0%
FT%	5-9	55.6%
2nd FG%	8-14	57.1%
3PT%	0-2	0.0%
FT%	0-0	0%
3rd FG%	7-11	63.6%
3PT%	1-1	100.0%
FT%	4-8	50%
4th FG%	5-16	31.3%
3PT%	0-4	0.0%
FT%	3-3	100%
GM FG%	24-53	45.3%
3PT%	1-9	11.1%
FT%	12-20	60.0%

Dead Ball Rebounds: 3, 1

	USF	CIN
Biggest lead	16 (1 <sup>st</sup> 0:53)	1 (3 <sup>rd</sup> 3:59)
Best Scoring Run	11 (1 <sup>st</sup> 0:53)	9 (2 <sup>nd</sup> 6:31)
Lead Changes	4	
Times Tied	4	
Time with Lead	36:22	00:40

Points from	USF	CIN
Turnovers	6	18
Paint	22	42
Second Chance	9	3
Fast Breaks	18	16
Bench	24	4

Period by Period Scoring	USF	CIN
1st	26	7
2nd	17	23
3rd	13	61
4th	19	13
TOT	61	61

## GAME 7 • JAN. 2, 2021 CINCINNATI AT WICHITA STATE CHARLES KOCH ARENA (WICHITA, KAN.)

## GAME 8 • JAN. 6, 2021 TULSA AT CINCINNATI FIFTH THIRD ARENA (CINCINNATI, OHIO)



# 2020-21 Cincinnati Women's Basketball Combined Team Statistics All games

Page 1/1  
as of Dec 22, 2020

## Game Records

Record	Overall	Home	Away	Neutral
ALL GAMES	1-5	1-3	0-2	0-0
CONFERENCE	0-2	0-2	0-0	0-0
NON-CONFERENCE	1-3	1-1	0-2	0-0

## Score by Periods

Team	1st	2nd	3rd	4th	OT	TOT
Cincinnati	87	89	103	100	17	396
Opponents	130	91	108	120	11	460

## Team Box Score

No.	Player				Total		3-Point		F-Throw		Rebounds													
		GP-GS	MIN	AVG	FG-FGA	FG%	3FG-FGA	3FG%	FT-FTA	FT%	OFF	DEF	TOT	AVG	PF	DQ	A	TO	BLK	STL	PTS	AVG		
23	THOMAS, Ilmar'I	6-6	233:10	38.9	65-101	.644	1-7	.143	38-46	.826	13	27	40	6.7	10	0	19	11	5	7	169	28.2		
15	NIANG, Arame	6-6	152:35	25.4	20-45	.444	5-18	.278	5-9	.556	6	23	29	4.8	22	2	10	12	5	7	50	8.3		
2	HAYMER, Destiny	5-5	130:07	26.0	15-33	.455	4-11	.364	0-2	.000	0	9	9	1.8	22	2	12	15	1	8	34	6.8		
14	MOORE, Addaya	4-4	119:03	29.8	10-29	.345	0-2	.000	3-10	.300	7	10	17	4.3	9	0	9	14	3	10	23	5.8		
20	HAYES, Jillian	6-2	147:26	24.6	9-36	.250	0-6	.000	15-24	.625	11	21	32	5.3	24	2	5	15	8	6	33	5.5		
10	SCOTT, Jadyn	6-2	123:13	20.5	13-23	.565	0-0	.000	6-9	.667	9	6	15	2.5	15	0	5	9	5	4	32	5.3		
21	SCHIMMEL, Milan	6-5	172:48	28.8	10-32	.313	5-14	.357	4-6	.667	5	14	19	3.2	17	1	9	18	0	6	29	4.8		
1	WILSON, Caitlyn	4-0	47:37	11.9	5-21	.238	4-20	.200	0-0	.000	0	1	1	0.3	6	0	2	4	2	2	14	3.5		
33	GRITZALI, Sofia	6-0	47:45	8.0	1-10	.100	0-2	.000	8-11	.727	2	6	8	1.3	8	0	3	1	0	2	10	1.7		
50	KHALIFA, Nesma	5-0	23:11	4.6	1-8	.125	0-5	.000	0-0	.000	1	2	3	0.6	4	0	0	2	1	0	2	0.4		
3	SCOTT, Jada	3-0	28:05	9.4	0-4	.000	0-0	.000	0-0	.000	1	4	5	1.7	6	0	2	5	0	0	0	0.0		
Team											11	11	22					4						
Total		6	1225		149-342	.436	19-85	.224	79-117	.675	66	134	200	33.3	143	7	76	110	30	52	396	66.0		
Opponents		6	1225		152-348	.437	40-109	.367	116-159	.730	72	144	216	36.0	93	2	80	89	15	47	460	76.7		

## Team Statistics

	UC	OPP
<b>Scoring</b>	<b>396</b>	<b>460</b>
Points per game	66.0	76.7
Scoring margin	-10.7	-
<b>Field goals-att</b>	<b>149-342</b>	<b>152-348</b>
Field goal pct	.436	.437
<b>3 point fg-att</b>	<b>19-85</b>	<b>40-109</b>
3-point FG pct	.224	.367
3-pt FG made per game	3.2	6.7
<b>Free throws-att</b>	<b>79-117</b>	<b>116-159</b>
Free throw pct	.675	.730
F-Throws made per game	13.2	19.3
<b>Rebounds</b>	<b>200</b>	<b>216</b>
Rebounds per game	33.3	36.0
Rebounding margin	-2.7	-
<b>Assists</b>	<b>76</b>	<b>80</b>
Assists per game	12.7	13.3
<b>Turnovers</b>	<b>110</b>	<b>89</b>
Turnovers per game	18.3	14.8
Turnover margin	-3.5	-
Assist/turnover ratio	0.7	0.9
<b>Steals</b>	<b>52</b>	<b>47</b>
Steals per game	8.7	7.8
<b>Blocks</b>	<b>30</b>	<b>15</b>
Blocks per game	5.0	2.5
<b>Winning streak</b>	<b>0</b>	<b>-</b>
Home win streak	0	-
<b>Attendance</b>	<b>887</b>	<b>928</b>
Home games-Avg/Game	4-222	2-464
Neutral site-Avg/Game	-	0-0

## Team Results

Date	Opponent		Score	Att.
11/25/2020	Northern Ky.	Wot	73-67	87
12/05/2020	at Florida	L	58-81	928
12/10/2020	Marquette	L	75-86	200
12/12/2020	at Central Mich.	L	62-79	0
12/20/2020	East Carolina	L	67-74	300
12/22/2020	South Fla.	L	61-73	300



# 2020-21 Cincinnati Women's Basketball Combined Team Statistics In Conference games

Page 1/1  
as of Dec 22, 2020

## Game Records

Record	Overall	Home	Away	Neutral
ALL GAMES	0-2	0-2	0-0	0-0
CONFERENCE	0-2	0-2	0-0	0-0
NON-CONFERENCE	0-0	0-0	0-0	0-0

## Score by Periods

Team	1st	2nd	3rd	4th	OT	TOT
Cincinnati	30	31	36	31	0	128
Opponents	50	16	37	44	0	147

## Team Box Score

No.	Player				Total		3-Point		F-Throw		Rebounds													
		GP-GS	MIN	AVG	FG-FGA	FG%	3FG-FGA	3FG%	FT-FTA	FT%	OFF	DEF	TOT	AVG	PF	DQ	A	TO	BLK	STL	PTS	AVG		
23	THOMAS, Ilmar'I	2-2	77:16	38.6	21-34	.618	0-2	.000	13-17	.765	1	11	12	6.0	5	0	7	1	3	4	55	27.5		
20	HAYES, Jillian	2-2	59:19	29.7	2-14	.143	0-3	.000	10-18	.556	4	7	11	5.5	9	1	3	7	2	2	14	7.0		
15	NIANG, Arame	2-2	49:53	24.9	7-10	.700	0-1	.000	0-0	.000	2	5	7	3.5	9	1	1	7	2	1	14	7.0		
10	SCOTT, Jadya	2-1	48:31	24.3	6-10	.600	0-0	.000	1-1	1.000	3	0	3	1.5	3	0	3	3	1	2	13	6.5		
21	SCHIMMEL, Milan	2-2	62:47	31.4	3-7	.429	2-2	1.000	1-2	.500	2	5	7	3.5	8	1	4	8	0	4	9	4.5		
33	GRITZALI, Sofia	2-0	22:57	11.5	1-6	.167	0-1	.000	7-7	1.000	1	3	4	2.0	5	0	3	0	0	1	9	4.5		
1	WILSON, Caitlyn	2-0	24:00	12.0	3-10	.300	2-9	.222	0-0	.000	0	0	0	0.0	2	0	2	2	1	2	8	4.0		
2	HAYMER, Destiny	1-1	22:18	22.3	2-4	.500	0-0	.000	0-0	.000	0	2	2	2.0	5	1	4	2	0	2	4	4.0		
50	KHALIFA, Nesma	2-0	13:05	6.5	1-4	.250	0-2	.000	0-0	.000	1	0	1	0.5	4	0	0	2	0	0	2	1.0		
3	SCOTT, Jada	2-0	19:55	10.0	0-3	.000	0-0	.000	0-0	.000	0	1	1	0.5	4	0	1	4	0	0	0	0.0		
Team											3	4	7					2						
Total		2	400		46-102	.451	4-20	.200	32-45	.711	17	38	55	27.5	54	4	28	38	9	18	128	64.0		
Opponents		2	400		44-105	.419	13-33	.394	46-64	.719	25	47	72	36.0	36	1	27	28	8	15	147	73.5		

## Team Statistics

	UC	OPP
<b>Scoring</b>	<b>128</b>	<b>147</b>
Points per game	64.0	73.5
Scoring margin	-9.5	-
<b>Field goals-att</b>	<b>46-102</b>	<b>44-105</b>
Field goal pct	.451	.419
<b>3 point fg-att</b>	<b>4-20</b>	<b>13-33</b>
3-point FG pct	.200	.394
3-pt FG made per game	2.0	6.5
<b>Free throws-att</b>	<b>32-45</b>	<b>46-64</b>
Free throw pct	.711	.719
F-Throws made per game	16.0	23.0
<b>Rebounds</b>	<b>55</b>	<b>72</b>
Rebounds per game	27.5	36.0
Rebounding margin	-8.5	-
<b>Assists</b>	<b>28</b>	<b>27</b>
Assists per game	14.0	13.5
<b>Turnovers</b>	<b>38</b>	<b>28</b>
Turnovers per game	19.0	14.0
Turnover margin	-5.0	-
Assist/turnover ratio	0.7	1.0
<b>Steals</b>	<b>18</b>	<b>15</b>
Steals per game	9.0	7.5
<b>Blocks</b>	<b>9</b>	<b>8</b>
Blocks per game	4.5	4.0
<b>Winning streak</b>	<b>0</b>	<b>-</b>
Home win streak	0	-
<b>Attendance</b>	<b>600</b>	<b>0</b>
Home games-Avg/Game	2-300	0-0
Neutral site-Avg/Game	-	0-0

## Team Results

Date	Opponent		Score	Att.
12/20/2020	East Carolina	L	67-74	300
12/22/2020	South Fla.	L	61-73	300





**2020-21 Cincinnati Women's Basketball**  
**Team Game-by-Game**  
**All games**

Page 1/1  
as of Dec 22, 2020

				Total		3-Pointers		Free throws		Rebounds											
Opponent	Date	Score		FG-FGA	PCT	3FG-FGA	PCT	FT-FTA	PCT	OFF	DEF	TOT	AVG	PF	A	TO	BLK	STL	PTS	AVG	
Northern Ky.	11/25/2020	73-67	Wot	26-57	.456	4-18	.222	17-24	.708	8	24	32	32.0	23	18	18	6	11	73	73.0	
at Florida	12/05/2020	58-81	L	24-58	.414	3-13	.231	7-13	.538	14	31	45	38.5	22	9	24	7	3	58	65.5	
Marquette	12/10/2020	75-86	L	28-60	.467	2-11	.182	17-26	.654	15	18	33	36.7	23	10	18	3	16	75	68.7	
at Central Mich.	12/12/2020	62-79	L	25-65	.385	6-23	.261	6-9	.667	12	23	35	36.3	21	11	12	5	4	62	67.0	
East Carolina	12/20/2020	67-74	L	22-49	.449	3-11	.273	20-25	.800	10	22	32	35.4	28	18	24	5	8	67	67.0	
South Fla.	12/22/2020	61-73	L	24-53	.453	1-9	.111	12-20	.600	7	16	23	33.3	26	10	14	4	10	61	66.0	
Total		396		149-342	.436	19-85	.224	79-117	.675	66	134	200	33.3	143	76	110	30	52	396	66.0	
Opponents		460		152-348	.437	40-109	.367	116-159	.730	72	144	216	36.0	93	80	89	15	47	460	76.7	

**Cincinnati Averages**

Games Played	Points/game	FG Pct	3FG Pct	FT Pct	Rebounds/game	Assists/game	Turnovers/game	Assist/Turnover ratio	Steals/game	Blocks/game
6	66.0	43.6	22.4	67.5	33.3	12.7	18.3	0.7	8.7	5.0



**2020-21 Cincinnati Women's Basketball  
Opponents Game-by-Game  
All games**

Page 1/1  
as of Dec 22, 2020

				Total		3-Pointers		Free throws		Rebounds											
Opponent	Date	Score		FG-FGA	PCT	3FG-FGA	PCT	FT-FTA	PCT	OFF	DEF	TOT	AVG	PF	A	TO	BLK	STL	PTS	AVG	
Northern Ky.	11/25/2020	73-67	Wot	25-59	.424	3-14	.214	14-23	.609	12	23	35	35.0	17	10	20	3	1	67	67.0	
at Florida	12/05/2020	58-81	L	29-67	.433	7-20	.350	16-21	.762	10	23	33	34.0	14	9	10	1	15	81	74.0	
Marquette	12/10/2020	75-86	L	30-61	.492	4-12	.333	22-29	.759	16	21	37	35.0	16	20	18	1	9	86	78.0	
at Central Mich.	12/12/2020	62-79	L	24-56	.429	13-30	.433	18-22	.818	9	30	39	36.0	10	14	13	2	7	79	78.3	
East Carolina	12/20/2020	67-74	L	21-56	.375	5-12	.417	27-33	.818	12	20	32	35.2	20	11	12	4	11	74	77.4	
South Fla.	12/22/2020	61-73	L	23-49	.469	8-21	.381	19-31	.613	13	27	40	36.0	16	16	16	4	4	73	76.7	
Total		460		152-348	.437	40-109	.367	116-159	.730	72	144	216	36.0	93	80	89	15	47	460	76.7	
Cincinnati		396		149-342	.436	19-85	.224	79-117	.675	66	134	200	33.3	143	76	110	30	52	396	66.0	

**Opponents Averages**

Games Played	Points/game	FG Pct	3FG Pct	FT Pct	Rebounds/game	Assists/game	Turnovers/game	Assist/Turnover ratio	Steals/game	Blocks/game
6	76.7	43.7	36.7	73.0	36.0	13.3	14.8	0.9	7.8	2.5



2020-21 Cincinnati Women's Basketball  
Season Schedule/Results & Leaders  
All games

Page 1/1  
as of Dec 22, 2020

### Game Records

Record	Overall	Home	Away	Neutral
ALL GAMES	1-5	1-3	0-2	0-0
CONFERENCE	0-2	0-2	0-0	0-0
NON-CONFERENCE	1-3	1-1	0-2	0-0

### Team Results

Date	Opponent		Score	Att.	High Points	High Rebounds
11/25/2020	Northern Ky.	Wot	73-67	87	(34) THOMAS, Ilmar'I	(7) THOMAS, Ilmar'I
12/05/2020	at Florida	L	58-81	928	(23) THOMAS, Ilmar'I	(13) NIANG, Arame
12/10/2020	Marquette	L	75-86	200	(32) THOMAS, Ilmar'I	(8) THOMAS, Ilmar'I
12/12/2020	at Central Mich.	L	62-79	0	(25) THOMAS, Ilmar'I	(8) THOMAS, Ilmar'I
12/20/2020	East Carolina	L	67-74	300	(23) THOMAS, Ilmar'I	(6) THOMAS, Ilmar'I
12/22/2020	South Fla.	L	61-73	300	(32) THOMAS, Ilmar'I	(6) THOMAS, Ilmar'I
						(6) HAYES, Jillian

### Attendance Summary

	Games	Attend	Avg/Game
Home	4	887	222
Away	2	928	464
Neutral	0	0	0
<b>Total</b>	<b>6</b>	<b>1815</b>	<b>303</b>



2020-21 Cincinnati Women's Basketball  
Points-rebounds-assists  
All games

Page 1/1  
as of Dec 22, 2020

Opponent	Date	Score		1 WILSON, CAI	2 HAYMER, DES	3 SCOTT, JADA	10 SCOTT, JADY	14 MOORE, ADDA	15 NIANG, ARAM	20 HAYES, JILL	21 SCHIMMEL, M	23 THOMAS, IIM	33 GRITZALI, S	50 KHALIFA, NE
NKU	11/25/2020	73-67	Wot	0-0-0	7-1-3	DNP	3-3-1	8-6-3	13-3-3	0-4-2	8-3-0	34-7-6	0-1-0	0-1-0
at UF	12/05/2020	58-81	L	DNP	4-2-0	DNP	3-3-0	4-6-4	12-13-3	7-4-0	5-3-0	23-5-2	0-1-0	0-1-0
Marq	12/10/2020	75-86	L	DNP	13-1-3	DNP	9-4-0	6-2-0	3-2-1	4-6-0	7-5-4	32-8-2	1-2-0	0-0-0
at CMU	12/12/2020	62-79	L	6-1-0	6-3-2	0-4-1	4-2-1	5-3-2	8-4-2	8-7-0	0-1-1	25-8-2	0-0-0	DNP
ECU	12/20/2020	67-74	L	8-0-2	DNP	0-1-1	11-2-3	DNP	2-4-1	10-5-2	4-3-4	23-6-2	7-3-3	2-1-0
USF	12/22/2020	61-73	L	0-0-0	4-2-4	0-0-0	2-1-0	DNP	12-3-0	4-6-1	5-4-0	32-6-5	2-1-0	0-0-0