

## 2022-23 SCHEDULE

Record: 2-0 (0-0 MAC)

DATE	OPPONENT	TIME
OCT. 30	FERRIS STATE ^	W, 87-43
NOV. 7	WRIGHT STATE	W, 88-56
NOV. 11	CANISIUS	W, 93-66
Nov. 16	at Cincinnati	11:00 a.m.
NOV. 20	DUKE	1:00 P.M.
Nov. 25	vs. Penn State &	1:15 p.m.
Nov. 26	vs. UT Arlington &	1:15 p.m.
Nov. 30	at Loyola Maryland	11:30 a.m.
DEC. 4	MISSOURI STATE	1:00 P.M.
Dec. 8	at Michigan	7:00 p.m.
DEC. 11	DAYTON	2:00 P.M.
DEC. 21	OAKLAND	7:00 P.M.
JAN. 4	WESTERN MICHIGAN*	7:00 P.M.
Jan. 7	at Northern Illinois*	1:00 p.m. CT
JAN. 11	BALL STATE*	7:00 P.M.
Jan. 14	at Kent State*	2:00 p.m.
Jan. 18	at Bowling Green*	7:00 p.m.
JAN. 21	AKRON*	2:00 P.M.
JAN. 25	MIAMI*	7:00 P.M.
Jan. 28	at Eastern Michigan*	1:00 p.m.
Feb. 1	at Central Michigan*	7:00 p.m.
FEB. 4	OHIO*	2:00 P.M.
FEB. 8	BUFFALO*	7:00 P.M.
Feb. 11	at Miami*	1:00 p.m.
Feb. 15	at Western Michigan*	7:00 p.m.
FEB. 18	EASTERN MICHIGAN*	2:00 P.M.
Feb. 22	at Akron*	7:00 p.m.
Feb. 25	at Ball State*	1:00 p.m.
MARCH 1	KENT STATE*	7:00 P.M.
MARCH 4	BOWLING GREEN*	2:00 P.M.
March 8-11	MAC Tournament %	TBD

\* MAC Game  
 ^ Exhibition  
 & Daytona Beach Invitational  
 % Cleveland, Ohio  
 ALL TIMES ARE ET

## ATHLETIC COMMUNICATIONS

**WBB Contact:** Chris Cullum  
**Email:** christopher.cullum@utoledo.edu  
**Cell:** (630) 220-4147  
**Work:** (419) 530-4913  
**Twitter:** @ToledoWBB  
**Facebook:** /ToledoWBB

## GAME 3: TOLEDO AT CINCINNATI



**Toledo Rockets**  
 (2-0, 0-0 MAC)  
 Head Coach: Tricia Cullop

### Game Information

**Date:** Wednesday, November 16, 2022  
**Time:** 11:00 a.m.  
**Location:** Cincinnati, Ohio  
**Venue:** Fifth Third Arena  
**TV:** ESPN+  
**Radio:** WCWA 1230 AM



**Cincinnati Bearcats**  
 (2-1, 0-0 AAC)

Head Coach: Michelle Clark-Heard

## Opening Tip

- Toledo hits the road for the first time this year to face in-state foe Cincinnati on Wednesday, Nov. 16 at 11:00 a.m.
- This will be the second of three matinee weekday games the Rockets will play this year. They opened up their season last Monday, Nov. 7 at home against Wright State in their annual Education Day game, and they'll also play at Loyola Maryland on Nov. 30 in an 11:30 a.m. contest.
- Toledo enters the game at 2-0 and has outscored its opponents by an averaged of 29.5 in both games.
- Most recently, UT defeated Canisius 93-66 at home on Friday. The 93 points scored were the highest since scoring 99 in a win over Madonna on Dec. 4, 2016.
- Senior guard Quinesha Lockett scored 27 points and grabbed 10 rebounds against the Golden Griffins, her fifth career double-double.
- Lockett was named to the preseason watch list for the Becky Hammon Mid-Major Player of the Year Award. She and fellow guard Sophia Wiard were both named preseason First-Team All-MAC.
- The Rockets were picked to repeat as MAC Champions in the annual preseason coaches poll, receiving 11 of 12 first-place votes.
- Last season, UT won its 10th MAC Regular Season Championship in program history.
- Toledo's 29 wins tied a school record, matching the 2010-11 and 2012-13 teams. UT was one of just 10 Division teams to win at least 29 games last season.
- Overall, Toledo returns 97.6 percent of its minutes played and 98.7 percent of its offensive production from a year ago
- The Rockets improved their win total by 17 games from 2020-21 to 2021-22, tied for LSU for the largest one-year jump last season.
- Next up for Toledo is a marquee home game vs. Duke on Sunday, Nov. 20 at 1:00 p.m.

## POSSIBLE STARTERS



**SOPHIA  
WIARD**

PPG: 11.0  
 RPG: 3.0  
 APG: 5.5  
 SPG: 1.5  
 FG%: 63.6%  
 3FG%: 100%  
 FT%: 100%



**QUINESHA  
LOCKETT**

PPG: 18.5  
 RPG: 7.0  
 APG: 5.0  
 SPG: 1.5  
 FG%: 46.9%  
 3FG%: 30.0%  
 FT%: 66.7%



**KHERA  
GOSS**

PPG: 9.5  
 RPG: 1.0  
 APG: 1.0  
 SPG: 0.5  
 FG%: 53.8%  
 3FG%: 37.5%  
 FT%: 100%



**SAMMI  
MIKONOWICZ**

PPG: 6.5  
 RPG: 7.5  
 APG: 0.5  
 SPG: 0.5  
 FG%: 41.7%  
 3FG%: 25.0%  
 FT%: 100%



**JESSICA  
COOK**

PPG: 12.5  
 RPG: 6.0  
 APG: 1.5  
 SPG: 0.5  
 FG%: 68.8%  
 3FG%: N/A  
 FT%: 75.0%

## ROCKETS' PRACTICE/GAME SCHEDULE — NOVEMBER 14-20

MONDAY 14	TUESDAY 15	WEDNESDAY 16	THURSDAY 17	FRIDAY 18	SATURDAY 19	SUNDAY 20
<b>PRACTICE</b> 3:00-6:00 p.m. Savage Arena	<b>PRACTICE</b> 3:30-5:00 p.m. Savage Arena	<b>GAME</b> at Cincinnati 11:00 a.m.	<b>PRACTICE</b> 3:30-5:00 p.m. Savage Arena	<b>PRACTICE</b> 1:00-3:00 p.m. Savage Arena	<b>PRACTICE</b> 8:00-10:00 a.m. Savage Arena	<b>GAME</b> vs. Duke 1:00 p.m.

## 2022-23 ROSTER

#	NAME	POS.	HT.	YR.	HOMETOWN / HIGH SCHOOL / PREVIOUS
1	Nan Garcia	G/F	6-0	Jr.	Jeffersonville, Ind. / Jeffersonville / Penn State
2	Sophia Wiard*	G	5-7	Sr.	Muskegon, Mich. / Oakridge
3	Ella Doherty	G	5-11	So.	Powmill, Scotland
4	Soleil Barnes	G	5-6	Sr.	Southfield, Mich. / Southfield H.S. for Arts & Technology
5	Quinesha Lockett*	G	5-10	Sr.	Omaha, Neb. / Benson
10	Justina King	G	5-8	Sr.	Scarborough, Ont. / Ribet Academy / Long Beach State
12	Jayda Jansen	G	5-9	Sr.	Sun Prairie, Wis. / Sun Prairie / Maryville (Mo.) University
13	Lonasia Brewer	F	5-11	Jr.	Akron, Ohio / Archbishop Hoban / Akron
22	Khera Goss*	G	5-9	Jr.	Indianapolis, Ind. / Ben Davis
24	Yaniah Curry	G/F	5-8	Jr.	Cottleville, Mo. / Francis Howell Central
33	Sammi Mikonowicz	G/F	5-10	Jr.	Rossford, Ohio / Rossford
34	Jessica Cook	F	6-2	So.	Clay, N.Y. / Cicero-North Syracuse
51	Hannah Noveroske	C	6-5	Sr.	Michigan City, Ind. / Michigan City / Indiana

\* - Team Captain

**HEAD COACH:** Tricia Cullop (15th season, Purdue '93)

**ASSOCIATE HEAD COACH:** Jessie Ivey (3rd season, West Florida '10)

**ASSISTANT COACH/RECRUITING COORDINATOR:** Mark Stephens (4th season, Morehead St. '02)

**ASSISTANT COACH:** Danielle Page (5th season, Nebraska '08)

**DIRECTOR OF OPERATIONS:** Meghan Thornburg (1st season, Purdue '17)

**ATHLETIC TRAINER:** Brad Pierson (10th season, Alderson-Broadbudd College '09)

**TEAM PHYSICIAN:** Dr. Matt Rennels, DO

**STRENGTH & CONDITIONING COACH:** Brandon Hannum

## PRONUNCIATION GUIDE

Soleil Barnes (so-LAY), Lonasia Brewer (luh-NASIA), Tricia Cullop (CULL-up), Yaniah Curry (yuh-NIE-uh), Khera Goss (CARE-uh), Sammi Mikonowicz (mih-CON-oh-witz), Hannah Noveroske (no-vrr-AH-ski), Quinesha Lockett (quin-EE-shuh), Sophia Wiard (like wired)

## MEDIA INFORMATION

### WEBSITE

- For the most complete information on Toledo, log on to the official athletic web-site, [UTROCKETS.COM](http://UTROCKETS.COM).
- The website is updated daily and features roster, statistics, photos, interviews, features and allows fans to purchase basketball tickets online.

### ROCKET SPORTS RADIO NETWORK

- Rocket fans can listen to their favorite team on the Rocket Sports Radio Network presented by The University of Toledo.
- The 2022-23 season will mark the 20th year that Toledo games will be broadcast on WCWA (1230 AM).

- For every Rockets' contest, WCWA will carry a 30-minute pre-game show and a 15-minute post-game show.
- Jim Heller enters his 12th year as the "Voice of the Rockets."

### MEDIA INTERVIEW POLICY

- The Toledo locker room is closed to all members of the media.
- Practices are open to the media but please contact Associate Athletic Communications Director Chris Cullum (419) 530-4913 or [christopher.cullum@utoledo.edu](mailto:christopher.cullum@utoledo.edu) ahead of time if you plan to attend a practice and wish to interview Coach Cullop or a player.

### SOCIAL MEDIA

**TWITTER:** @ToledoWBB, @CoachCullop, @ToledoRockets  
**FACEBOOK:** [UTRockets](https://www.facebook.com/UTRockets), [ToledoWBB](https://www.facebook.com/ToledoWBB)  
**YOUTUBE:** [UTRockets](https://www.youtube.com/UTRockets)  
**INSTAGRAM:** [utrockets](https://www.instagram.com/utrockets), [toledo\\_wbb](https://www.instagram.com/toledo_wbb)  
**TIKTOK:** [utrockets](https://www.tiktok.com/utrockets)



# 2022-23 ROSTER

1		<b>Nan Garcia • Jr. • G/F • 6-0 • Jeffersonville, Ind.</b> <b>MPG</b> 11.6 <b>PPG</b> 7.0 <b>RPG</b> 3.5 <b>APG</b> 0.0 <b>FG%</b> .600 <b>3FG%</b> .500 <b>FT%</b> .000 6/10 2/4 0/0	<ul style="list-style-type: none"> <li>- Season-high 10 points vs. Wright State in season opener (11/7).</li> <li>- Played in 26 games last season; missed eight games due to injury.</li> <li>- Scored in double figure six times in 2021-22.</li> <li>- Career-high 20 points vs. St. Francis (12/8/21).</li> <li>- Transferred to Toledo after one season at Penn State.</li> </ul>
2		<b>Sophia Wiard (C) • Sr. • G • 5-7 • Muskegon, Mich.</b> <b>MPG</b> 25.3 <b>PPG</b> 11.0 <b>RPG</b> 3.0 <b>APG</b> 5.5 <b>FG%</b> .636 <b>3FG%</b> 1.000 <b>FT%</b> 1.000 7/11 4/4 4/4	<ul style="list-style-type: none"> <li>- 20 points vs. Canisius, made 4-of-4 three-pointers (11/11)</li> <li>- 2022-23 Preseason First-Team All-MAC.</li> <li>- 2021-22 Second Team All-MAC &amp; MAC All-Tournament Team.</li> <li>- Has led MAC in assist/turnover ratio each of last two seasons.</li> <li>- Tied school record with 42 points at NIU (12/10/20).</li> </ul>
3		<b>Ella Doherty • So. • G • 5-11 • Powmill, Scotland</b> <b>MPG</b> 0.0 <b>PPG</b> 0.0 <b>RPG</b> 0.0 <b>APG</b> 0.0 <b>FG%</b> .000 <b>3FG%</b> .000 <b>FT%</b> .000 0/0 0/0 0/0	<ul style="list-style-type: none"> <li>- Has missed the first two games of the season due to injury.</li> <li>- Played in 10 games last year; season-high six points vs. St. Francis (12/8/21).</li> <li>- Competed for the Great Britain National Team at the 2019 FIBA U-16 Women's European Championships (Division B).</li> </ul>
4		<b>Soleil Barnes • Sr. • G • 5-6 • Southfield, Mich.</b> <b>MPG</b> 12.6 <b>PPG</b> 3.0 <b>RPG</b> 3.5 <b>APG</b> 0.5 <b>FG%</b> .286 <b>3FG%</b> .400 <b>FT%</b> .000 2/7 2/5 0/0	<ul style="list-style-type: none"> <li>- Season-high nine points at EMU last year (2/26/22)</li> <li>- Six points and season-high 16:26 of playing time at CMU (2/23/22).</li> <li>- Made season debut vs. CMU (1/12/22), playing 13:59 off the bench.</li> <li>- Missed first 13 games of the 2021-22 season</li> <li>- Previously missed 19 games (end of 2019-20, beginning of 2020-21) due to injury.</li> </ul>
5		<b>Quinesha Lockett (C) • Sr. • G • 5-10 • Omaha, Neb.</b> <b>MPG</b> 24.6 <b>PPG</b> 18.5 <b>RPG</b> 7.0 <b>APG</b> 5.0 <b>FG%</b> .469 <b>3FG%</b> .300 <b>FT%</b> .667 15/32 3/10 4/6	<ul style="list-style-type: none"> <li>- Double-double vs. Canisius (11/11); 27 points, 10 rebounds</li> <li>- 17th all-time in career points at UT; 16 points away from moving in 16th place.</li> <li>- Named to Becky Hammon Mid-Major Player of the Year preseason watch list.</li> <li>- 2022-23 Preseason First-Team All-MAC.</li> <li>- 2021-22 First-Team All-MAC; averaged 17.9 PPG.</li> </ul>
10		<b>Justina King • Sr. • G • 5-8 • Scarborough, Ont.</b> <b>MPG</b> 21.5 <b>PPG</b> 7.5 <b>RPG</b> 2.0 <b>APG</b> 1.0 <b>FG%</b> .214 <b>3FG%</b> .167 <b>FT%</b> .889 3/14 1/6 8/9	<ul style="list-style-type: none"> <li>- 10 points vs. Canisius, shot 8-of-9 from the free throw line (11/11).</li> <li>- Transferred to Toledo after playing four seasons at Long Beach State</li> <li>- Three-time All-Big West Selection</li> <li>- Two-time Big West All-Defensive Team</li> <li>- 1,313 career points ranks 11th all-time at Long Beach State</li> </ul>
12		<b>Jayda Jansen • Sr. • G • 5-9 • Sun Prairie, Wis.</b> <b>MPG</b> 17.3 <b>PPG</b> 8.0 <b>RPG</b> 1.5 <b>APG</b> 1.5 <b>FG%</b> .556 <b>3FG%</b> .667 <b>FT%</b> 1.000 5/9 2/3 4/4	<ul style="list-style-type: none"> <li>- 12 points, 4-of-4 shooting vs. Wright State in season opener (11/7)</li> <li>- Made first start as a Rocket vs. CMU (1/12) scoring season-high 14 points.</li> <li>- Cracked 25:00 of playing time 10 times last season.</li> <li>- Transferred to Toledo after three seasons at Maryville (Mo.) University.</li> <li>- 2020-21 Great Lakes Valley Conference (GLVC) Defensive Player of the Year.</li> </ul>
13		<b>Lonasia Brewer • Jr. • F • 5-11 • Akron, Ohio</b> <b>MPG</b> 14.4 <b>PPG</b> 3.5 <b>RPG</b> 5.5 <b>APG</b> 1.0 <b>FG%</b> .500 <b>3FG%</b> .000 <b>FT%</b> .375 2/4 0/0 3/8	<ul style="list-style-type: none"> <li>- Transferred to Toledo after playing three years at Akron, playing in 78 contests for the Zips</li> <li>- Started 26 games last year, averaging 7.6 PPG and 4.9 RPG</li> <li>- Nine double-digit scoring efforts in 2021-22</li> <li>- Six career games played against Toledo; scored 21 points in Jan. 2, 2021.</li> </ul>
22		<b>Khera Goss (C) • Jr. • G • 5-9 • Indianapolis, Ind.</b> <b>MPG</b> 18.7 <b>PPG</b> 9.5 <b>RPG</b> 1.0 <b>APG</b> 1.0 <b>FG%</b> .538 <b>3FG%</b> .375 <b>FT%</b> 1.000 7/13 3/8 2/2	<ul style="list-style-type: none"> <li>- 2022-23 Team Captain</li> <li>- 2021-22 MAC All-Defense Team</li> <li>- Starter in all 35 games last season.</li> <li>- Tied career high with 13 points vs. CMU (1/12/22).</li> <li>- Voted Toledo's Defensive Player of the Year in 2020-21 and 2021-22</li> </ul>
24		<b>Yaniah Curry • Jr. • G/F • 5-8 • Cottleville, Mo.</b> <b>MPG</b> 13.5 <b>PPG</b> 3.5 <b>RPG</b> 2.0 <b>APG</b> 1.5 <b>FG%</b> .400 <b>3FG%</b> .000 <b>FT%</b> .750 2/5 0/1 3/4	<ul style="list-style-type: none"> <li>- Scored seven points in season opener vs. Wright State (11/7)</li> <li>- Made first career start vs. St. Francis (12/8/21).</li> <li>- 2021-22 Team Captain.</li> <li>- Two-time Academic All-MAC.</li> <li>- Career-high eight points at Kent State (2/8/21)</li> </ul>
33		<b>Sammi Mikonowicz • Jr. • G/F • 5-10 • Rossford, Ohio</b> <b>MPG</b> 26.5 <b>PPG</b> 6.5 <b>RPG</b> 7.5 <b>APG</b> 0.5 <b>FG%</b> .417 <b>3FG%</b> .250 <b>FT%</b> 1.000 5/12 1/4 2/2	<ul style="list-style-type: none"> <li>- Has started every game of her career.</li> <li>- Tied school record with 22 rebounds against Ohio (1/26/22).</li> <li>- Team-best eight double-doubles last season.</li> <li>- Averaged 9.5 PPG and 8.4 RPG in MAC play last year.</li> <li>- Threw out first pitch at a Toledo Mud Hens game (9/25/22)</li> </ul>
34		<b>Jessica Cook • So. • F • 6-2 • Clay, N.Y.</b> <b>MPG</b> 13.9 <b>PPG</b> 12.5 <b>RPG</b> 6.0 <b>APG</b> 1.5 <b>FG%</b> .688 <b>3FG%</b> .000 <b>FT%</b> .750 11/16 0/0 3/4	<ul style="list-style-type: none"> <li>- Fourth career double-double in season opener (11/7); 19 points, 10 rebounds</li> <li>- 2021-22 MAC All-Freshman Team</li> <li>- Started 25 games last year.</li> <li>- Career-high 13 rebounds at Bowling Green (1/29/22).</li> <li>- Back-to-back double-doubles to begin her collegiate career last year.</li> </ul>
51		<b>Hannah Noveroske • Sr. • C • 6-5 • Michigan City, Ind.</b> <b>MPG</b> 0.0 <b>PPG</b> 0.0 <b>RPG</b> 0.0 <b>APG</b> 0.0 <b>FG%</b> .000 <b>3FG%</b> .000 <b>FT%</b> .000 0/0 0/0 0/0	<ul style="list-style-type: none"> <li>- Will miss 2022-23 season due to injury</li> <li>- 2021-22 MAC Sixth Player of the Year</li> <li>- Nursing major; received her white coat at halftime of Ohio game (1/26).</li> <li>- First career double-double at Akron on Feb. 12 (19 pts/10 reb).</li> <li>- Transferred to Toledo after two seasons at Indiana.</li> </ul>



## All-Time Series vs. Cincinnati

### CINCINNATI

#### CINCINNATI LEADS 8-3

At Cincinnati: Cincinnati leads 4-0

At Toledo: Toledo leads 3-1

At Neutral Site: Cincinnati leads 1-0

Current Streak: Toledo — 1

Most UT Points: 76 (76-62) on 3/13/98

Most UC Points: 79 (55-79) on 1/19/80

Combined Points: 141 (65-76) on 12/30/82

Biggest UT Win: 21 (72-51) on 3/19/12

Biggest UC Win: 46 (36-82) on 1978-79

1978-79	L	36-82	A
Jan. 19, 1980	L	55-79	H
1980-81	L	50-67	N/A
March 2, 1981	L	56-78	N/A
Dec. 30, 1982@	L	65-76	N
March 13, 1998%	W	76-62	H
Jan. 4, 2003	L	57-64	A
Nov. 19, 2004	W	62-57	H
Dec. 20, 2005	L	60-70	A
Nov. 23, 2008	L	59-60	A
March 19, 2012%	W	72-51	H

% - Postseason WNIT (Toledo, Ohio)

@ - Wolverine Classic (Ann Arbor, Mich.)

## TOLEDO vs. CINCINNATI BY THE NUMBERS

CATEGORY	UT	UC
Scoring Offense	90.5	66.0
Scoring Defense	61.0	65.7
Scoring Margin	+29.5	+0.3
Field Goal Pct.	.489	.381
FG% Defense	.354	.378
3FG%	.400	.477
3FG% Defense	.340	.292
3FG/Game	9.0	7.0
Opp. 3FG/Game	8.5	6.3
FT%	.767	.650
FT Made/Game	16.5	13.0
Rebounds/Game	47.0	38.3
Rebound Margin	+18.5	-4.0
Assists/Game	19.0	12.3
Turnovers/Game	9.0	17.7
Turnover Margin	4.0	1.0
Assist/Turnover Ratio	2.1	0.7
Steals/Game	7.5	7.7
Blocks/Game	1.5	4.7

### Series History vs. Cincinnati

- Cincinnati leads the all-time series 8-3, but Toledo won the last meeting in 2012 in WNIT play.

### Tricia Cullop vs. Cincinnati

- Under her watch, Toledo has a 1-1 record against the Bearcats.

### Last Meeting: March 19, 2012

- Toledo dominated all facets of the game and secured a 72-51 victory over Cincinnati in the second round of the WNIT inside Savage Arena.

- Senior Courtney Ingersoll paced the reigning WNIT champs with a career-high 24 points. The fourth-year letter-winner drilled a collegiate-best 6-of-9 shots from beyond the arc to help Toledo extend its home win streak in postseason action to nine consecutive games.

- Ingersoll also appeared in her 131st career game wearing the Midnight Blue & Gold in the game, equaling former teammates Melissa Goodall and Jessica Williams for the most games played in school history.

- UT shot an impressive 47.4 percent (27-of-57) from the field and 81.8 percent (9-of-11) from the charity stripe to surpass the 70-point plateau for

the 10th-time this season. The 2011-12 Mid-American Conference West Division co-champs also finished with a decisive 43-30 edge on the glass.

- Toledo did not trail in the contest and opened with its guns blazing, scoring the first 10 points. Four different Rockets tallied points in the opening burst, including Ingersoll with back-to-back layups.

- Dayeesha Hollins paced Cincinnati with 17 points. The Bearcats ended their season with a 16-16 mark.





#### LAST TIME OUT:

#### TOLEDO 93, CANISIUS 66

- Toledo improved to 2-0 on the season with a 93-66 win over Canisius at Savage Arena on Friday evening.
- The Rockets stormed out to a 23-6 lead after one quarter of play, but saw its lead dip back down to seven points, 36-28, after the Golden Griffins put together a 14-4 run midway through the second quarter. UT quickly rebounded and pushed its lead back to double digits, maintaining control for the remainder of the game.
- Quinesha Lockett scored a game-high 27 points and added 10 rebounds for her fifth career double-double.
- Sophia Wiard stuffed the box score on Friday, scoring 20 points while adding four rebounds and six assists.
- Khera Goss (10 points) and Justina King (10) both cracked double figures in scoring as well, while Lonasia Brewer contributed seven rebounds, five on the offensive end.
- Toledo shot 45.3 percent from the floor and made 10-of-24 three-pointers (41.7 percent) while also taking care of business from the free throw line. UT made 25-of-31 free throws on Friday, the most made free throws in a game since Feb. 1, 2020 vs. Kent State. The Rockets also outrebounded Canisius, 47-30, and held their opponents to 20-of-56 shooting (35.7 percent).

#### ROCKET NOTES

- Head Coach Tricia Cullop won her 298<sup>th</sup> career game as the Rockets' head coach on Friday, putting her just three victories away from 300 for her career at Toledo. She is the program's all-time leader in coaching wins.
- Quinesha Lockett's 1,421 career points are 16<sup>th</sup> all-time and just four away from moving past Inma Zanoguera (2011-15) into 15<sup>th</sup> place all-time.
- Few teams in the country have been stronger offensively than Toledo, which ranks 12<sup>th</sup> nationally in points per game (90.5).
- No team in the MAC had a better start to the year than the Rockets, who rank first in the league in scoring (90.5 PPG),

scoring margin (+29.5), and rebounding margin (+18.5) and are tied for first in scoring defense (56.0 PPG).

- Jessica Cook also had a double-double in the first game of the year last season, and followed up that performance with another one against Wright State the next game. Two of her four career double-doubles have come against the Raiders.
- Jayda Jansen had a perfect shooting day against Wright State, connecting on 4-of-4 shots from the floor, including two three-pointers, while making 2-of-2 free throws.
- Toledo scored 30 points in the third quarter against Canisius. The last time UT scored at least 30 points in a quarter was Dec. 10, 2020 at Northern Illinois when it scored 30 in the fourth quarter. Sophia Wiard tied the program's single-game scoring record that game.
- UT held Wright State to three points in first quarter, the fewest by an opponent since allowing two points in the second quarter vs. Iona on Nov. 14, 2018 (which is school record)
- Toledo has now won four straight season openers and six of its last seven. UT also improved to 33-15 all-time in home openers.

#### ROCKETS PICKED TO REPEAT AS MAC CHAMPIONS

- The Toledo women's basketball team was picked to finish first in the Mid-American Conference Preseason Coaches Poll.
- The Rockets received 143 points in the preseason poll, ahead of second-place Ball State (130) and third-place Bowling Green (109). Toledo received 11 of 12 possible first-place votes, with the other vote going to Ball State.
- In addition, seniors Quinesha Lockett and Sophia Wiard were both named preseason First-Team All-MAC.

#### TOLEDO PUTS TOGETHER TOUGHEST NON-CONFERENCE SCHEDULE IN RECENT MEMORY

- The most ambitious non-conference slate in Cullop's tenure includes home contests against NCAA Tournament

## QUICK FACTS

### — CHAMPIONSHIPS —

**WNIT:** 2010-11

**MAC Tournament:** 1990-91, 1991-92, 1994-95, 1995-96, 1996-97, 1998-99, 2000-01, 2016-17

**MAC Regular Season:** 1990-91, 1991-92, 1994-95, 1996-97, 1998-99, 2000-01, 2002-03, 2010-11, 2012-13, 2021-22.

### — GENERAL —

**Location:** Toledo, Ohio 43606-3390

**Population:** 285,937 (city); 654,696 (metro)

**Founded:** 1872

**Enrollment:** 18,438

**Nickname:** Rockets

**Colors:** Midnight Blue (PMS 289) & Gold (PMS 116)

**Mascot:** Rockets

**Arena (Built):** John F. Savage Arena (1976)

**Capacity:** 7,014

**Conference:** Mid-American (West Division)

**President:** Dr. Gregory Postel

**Vice President & Athletic Director:** Bryan Blair

**Senior Associate Athletic Director/SWA:** Kelly Andrews

**NCAA Faculty Representative:** Kim Nigem

### — COACHING STAFF —

**Head Coach:** Tricia Cullop (Purdue '93)

**Record at Toledo (Years):** 298-158 (15th year)

**Career Record (Years):** 421-268 (23rd season)

**Twitter:** @CoachCullop

**Associate Head Coach:** Jessie Ivey 3rd season, West Florida '10)

**Twitter:** @CoachIveyUT

**Assistant Coach/Recruiting Coordinator:**

Mark Stephens (4th season, Morehead St. '02)

**Twitter:** @newerabasketbal

**Assistant Coach:** Danielle Page (5th season, Nebraska '08)

**Twitter:** @DPage52

**Basketball Office Phone:** (419) 530-2363

### — SUPPORT STAFF —

**Director of Operations:**

Meghan Thornburg (1st season, Purdue '17)

**Assistant Director of Sports Medicine:**

Brad Pierson (10th season, Alderson-Broadus College '09)

**Assistant Strength & Conditioning Coach:**

Brandon Hannum (6th season, Ohio St. '11)

**Assistant Director for Academic Services:**

Tony Belt (2nd season, Louisville '10)

**Head Equipment Manager:**

Brandon Norris (8th season, Toledo '13)

**Digital Media Graduate Assistant:**

Erin Fankhauser (2nd season, Calvin University, '21)

### — ATHLETIC COMMUNICATIONS —

**Associate Athletic Communications Director:**

Chris Cullum (6th year)

**Email:** christopher.cullum@utoledo.edu

**Office Number:** (419) 530-4913

**Mobile Number:** (630) 220-4147

**Savage Arena Press Row Phone Number:** (419) 530-2027

**Official Athletics Website:** UTRockets.com

**Twitter:** @ToledoWBB

**Facebook:** /ToledoWBB

**Instagram:** Toledo\_wbb





**Back Row (L-R):** Student Manager Caitlin Tudor, Assistant Coach Mark Stephens, Associate Head Coach Jessie Ivey, Head Coach Tricia Cullop, Nan Garcia, Jessica Cook, Hannah Noveroske, Lonasia Brewer, Ella Doherty, Sammi Mikonowicz, Assistant Coach Danielle Page, Assistant Athletic Director for Sports Medicine Brad Pierson, Director of Women's Basketball Operations Meghan Thornburg, Digital Media Graduate Assistant Erin Fankhauser.

**Front Row (L-R):** Yaniah Curry, Soleil Barnes, Sophia Wiard, Jayda Jansen, Quinesha Lockett, Khera Goss, Justina King.

regulars Duke, Dayton and Missouri State, and road games at Cincinnati and Michigan. The Rockets will also play two neutral site games at the Daytona Beach Invitational in Daytona Beach, Fla. during Thanksgiving weekend against Penn State and UT Arlington.

- Toledo, which finished the 2021-22 season ranked No. 63 in the final NET Rankings on April 3, will face four other teams that ended the year in the Top 65: Michigan (17), Dayton (43), Missouri State (44), and Duke (52). Michigan, Dayton, and Missouri State all won games in last season's NCAA Tournament, and Michigan advanced to the Elite Eight.

#### ROCKETS RELOAD FOR 2022-23

- The Rockets return 97.6 percent of their minutes played and 98.7 percent of their offensive production from a year ago  
 - Toledo returns all five starters from last season - Sophia Wiard, Quinesha Lockett, Khera Goss, Sammi Mikonowicz, and Jessica Cook - and also added two transfers that were starters for their teams in 2021-22 in Justina King (Long Beach State) and Lonasia Brewer (Akron):

#### JUSTINA KING

- A three-time All-Big West Conference selection at Long Beach State, King averaged 11.9 PPG in four seasons with the Beach in

110 career games.

- She was a first-team all-conference selection in 2020-21 when she led the team in scoring (13.7) and assists (3.7).

- King has 11 20-point games in her career, including a high of 29 in a game against Montana State as a freshman.

- A terrific defender as well, King is a two-time Big West All-Defensive Team honoree, earning that distinction in 2019-20 and 2020-21.

### 2022-23 MAC PRESEASON COACHES POLL & ALL-MAC SQUADS

#### COACHES POLL

1.	<b>TOLEDO (11)</b>	<b>143</b>
2.	Ball State (1)	130
3.	Bowling Green	109
4.	Kent State	103
5.	Northern Illinois	99
6.	Western Michigan	91
7.	Ohio	61
8.	Akron	50
9.	Eastern Michigan	46
10.	Buffalo	40
11.	Miami	35
12.	Central Michigan	29

#### 1ST TEAM

<b>QUINESHA LOCKETT</b>	<b>GUARD</b>	<b>TOLEDO</b>
A'Jah Davis	Forward	Northern Illinois
Ally Becki	Guard	Ball State
Peyton Scott	Guard	Miami
<b>SOPHIA WIARD</b>	<b>GUARD</b>	<b>TOLEDO</b>

#### 2ND TEAM

Lauren Ross	Guard	Western Michigan
Chelby Koker	Guard	Northern Illinois
Lexi Fleming	Guard	Bowling Green
Reagan Bass	Forward	Akron
Kadie Hempfling	Forward	Bowling Green

#### LONASIA BREWER

- A 6-0 forward from Akron, Ohio, Brewer played in all 28 games for the Zips this past season, starting 26 contests. She averaged 7.6 PPG and 4.9 RPG, reaching double figures in scoring nine times.

- She scored a career-high 22 points on 9-of-15 shooting in Akron's 88-77 win at Ohio on Feb. 26. Brewer notched her first career double-double on Nov. 29 against Detroit Mercy, scoring 14 points while grabbing 12 rebounds. In MAC play, she averaged 7.8 PPG and 4.8 RPG while averaging 22.1 minutes per contest.

- As a freshman in 2019-20, Brewer played in 28 games and averaged 2.1 PPG and 1.1 RPG while playing an average of just over eight minutes per game.

#### 2022-23 TEAM CAPTAINS



## CAREER GAMES PLAYED/STARTED

PLAYER	GAMES PLAYED	GAMES STARTED
Justina King*	112	110
Jayda Jansen*	112	52
Quinesha Lockett	92	85
Sophia Wiard	91	58
Lonasia Brewer*	80	48
Sammi Mikonowicz	61	61
Khera Goss	61	60
Hannah Noveroske*	57	5
Yaniah Curry	51	1
Soleil Barnes	48	0
Nan Garcia*	41	4
Jessica Cook	32	27
Ella Doherty	10	0

\* Includes games at previous institution

## SCORING IN DOUBLE FIGURES

PLAYER	2022-23	CAREER
Quinesha Lockett	2	73
Justina King*	1	72
Jayda Jansen*	1	61
Sophia Wiard	1	44
Sammi Mikonowicz	0	25
Lonasia Brewer*	0	20
Khera Goss	1	15
Jessica Cook	1	13
Hannah Noveroske	0	7
Nan Garcia	1	7
Soleil Barnes	0	3
Yaniah Curry	0	0
Ella Doherty	0	0

\* Includes games at previous institution

## NOTABLE PERFORMANCES/ GAME LEADERS

**10+ Points:** Quinesha Lockett (2), Jessica Cook (1), Nan Garcia (1), Jayda Jansen (1), Justina King (1), Sophia Wiard (1), Khera Goss (1)

**10+ Rebounds:** Jessica Cook (1), Quinesha Lockett (1)

**Double-Doubles:** Jessica Cook (1), Quinesha Lockett (1)

**\*UT Scoring Leader:** Jessica Cook (1), Quinesha Lockett (1)

**\*UT Rebounding Leader:** Jessica Cook (1), Quinesha Lockett (1)

**\*UT Assists Leader:** Sophia Wiard (2), Quinesha Lockett (1)

**\*UT Steals Leader:** Sophia Wiard (1), Quinesha Lockett (1)

**\*UT Blocks Leader:** Khera Goss (1), Sammi Mikonowicz (1)

NOTE: \* - Includes Sharing Team Lead

## 2022-23 MISCELLANEOUS STATS

<b>Largest Halftime Lead:</b>	33, 49-16 vs. Wright State (11/7/22)
<b>Largest Halftime Deficit:</b>	
<b>Largest Halftime Lead Surrendered to Lose:</b>	
<b>Largest Halftime Deficit Overcome to Win:</b>	
<b>Largest Lead at Any Time:</b>	37, 8:33 of 3rd quarter vs. Wright State (11/7/22)
<b>Largest Deficit at Any Time:</b>	3, 9:34 of 1st quarter vs. Wright State (11/7/22)
<b>Largest Lead Surrendered to Lose:</b>	
<b>Largest Deficit Overcome to Win:</b>	3 vs. Wright State (11/7/22)
<b>Largest Margin of Victory:</b>	32, 88-56, vs. Wright State (11/7/22)
<b>Largest Margin of Defeat:</b>	
<b>Most Points Scored in a Quarter:</b>	30, 3rd quarter vs. Canisius (11/11/22)
<b>Fewest Points Scored in a Quarter:</b>	15, 3rd quarter vs. Wright State (11/7/22)
<b>Most Points Allowed in a Quarter:</b>	24, 2nd quarter vs. Canisius (11/11/22)
<b>Fewest Points Allowed in a Quarter:</b>	3, 1st quarter vs. Wright State (11/7/22)

- The Toledo women's basketball team has voted on its 2022-23 team captains, selecting junior Khera Goss and seniors Quinesha Lockett and Sophia Wiard.

- This marks the third time Lockett and Wiard have been named team captains and the first such honor for Goss.

- Head Coach Tricia Cullop: *"Our team picks our captains every year and, once again, they nailed it! These three choices are incredible people who will run through a wall for our team. Sophia, Quinesha, and Khera are wonderful ambassadors of our culture on and off the court. I look forward to witnessing their leadership."*

## QUINESHA LOCKETT NAMED TO BECKY HAMMON MID-MAJOR PLAYER OF THE YEAR PRE-SEASON WATCH LIST

- Senior guard Quinesha Lockett has been named to the preseason watch list for the Becky Hammon Mid-Major Player of the Year Award presented by Her Hoop Stats.

- Lockett was one of 25 players to make the list and one of four MAC players to be selected.

- A two-time All-MAC honoree and team captain, Lockett was named First-Team All-MAC last year after averaging 17.9 PPG, 5.6 RPG, and 1.8 SPG. One of the best scorers in the MAC, Lockett joined the 1,000 career points club last season and scored 626 points on the year, good for fifth-most in a season by a Rocket. She turned in 15 20-plus point performances, including a ca-

reer-best 37 points in Toledo's thrilling WNIT win at Marquette.

## ROCKETS INK TWO TO NLIs FOR 2023-23

- The Toledo women's basketball team signed two student-athletes to National Letters of Intent on National Signing Day. Cadence Dykstra (Grand Rapids, Mich.) and Macey Fegan (Bentley, Mich.) will both join the Rocket Basketball program next season.

- Dykstra is a three-time all-conference at Grand Rapids West Catholic High School, where she has helped lead her team to a 58-4 combined record the last three seasons. A two-time team captain, Dykstra has earned all-state honors from the Basketball Coaches Association of Michigan (BCAM) each of the last two seasons

- Fegan is a two-time AP First-Team All-State selection at Standish-Sterling Central High School. She averaged 29.9 PPG as a junior in 2021-22 and helped lead her team to a 17-6 record and a fourth consecutive district championship. Fegan will enter her senior season with 1,577 career points, just 22 shy of the school record (Kelly Walker, 1996-99). She is a three-time all-conference honoree

## OCT. 30 EXHIBITION GAME VS. FERRIS STATE

- Toledo defeated the defending GLI-AC Champions, 87-43.

- The Rockets scored the first 22 points of the game and led 24-4 at the end of the first quarter. The lead grew to 27 points at halftime, 40-13, but didn't





budge much in the third quarter as the Bulldogs nearly kept pace with Toledo (22-19). The Rockets ended the game by shooting 61.1 percent in the fourth quarter.

- Quinesha Lockett led Toledo with 26 points, including 12 in the first quarter, and Sammi Mikonowicz added 16 points to help the cause.

#### HANNAH NOVEROSKE TO MISS 2022-23 SEASON DUE TO INJURY

- Hannah Noveroske will miss the entire 2022-23 season due to a knee injury.

- Noveroske has already undergone surgery for her injury and began the rehabilitation process. The senior center is expected to return for the 2023-24 season.

- In her first season with the Rockets in 2021-22, Noveroske was named MAC Sixth Player of the Year after averaging 6.7 PPG, 4.1 RPG, and 1.1 BPG in 32 games.

### QUINESHA LOCKETT ON THE ALL-TIME SCORING LIST

1.	Kim Knuth	1995-99	2,509
2.	Mimi Olson	1993-97	2,144
3.	Angela Drake	1993-97	1,952
4.	Dana Drew	1990-95	1,919
5.	Naama Shafir	2008-13	1,874
6.	Kim Sekulski	1987-91	1,684
7.	Kelly Savage	1986-90	1,677
8.	Kaayla McIntyre	2015-19	1,572
9.	Linda Janicki	1980-84	1,477
10.	Latoja Harris	1991-94	1,466
11.	Danielle Bishop	2003-07	1,462
12.	Andola Dortch	2010-14	1,454
12.	Jay-Ann Bravo-Harriott	2014-18	1,454
14.	Liz Meiring	1982-86	1,435
15.	Inma Zanoguera	2011-15	1,424
16.	<b>QUINESHA LOCKETT</b>	<b>2019-PRES.</b>	<b>1,421</b>
17.	Lucretia Legault	1988-92	1,409
18.	Kahli Carter	1997-01	1,258
19.	Mikaela Boyd	2014-19	1,212
20.	Janice Monakana	2013-17	1,172
21.	Kris Finefrock	1987-91	1,163
22.	Jenni Heisler	1979-83	1,155
23.	Melissa Goodall	2007-11	1,131
24.	Mitzi Hallinan	1981-84	1,124
25.	Mariella Santucci	2016-20	1,103

#### PUTTING IN THE WORK IN THE CLASSROOM!

- A school-record eight members of the Toledo women's basketball team were named Academic All-MAC at the end of last season.

- Yaniah Curry, Nan Garcia, Khera Goss, Halle Idowu, Jayda Jansen, Sammi Mikonowicz, Hannah Noveroske, and Sophia Wiard were all named Academic All-MAC honorees. This marks the second career honor for Curry and Wiard, and the first for the other six student-athletes.

- Eight Academic All-MAC honorees are the most in program history and tied for second-most in the MAC this season. The previous school record was seven honorees set by the 2001-02 team.

- Mikonowicz was one of just six women's basketball student-athletes in the MAC with a perfect 4.0 GPA.

- Toledo also set a program record with a 3.585 team GPA during the 2022 Spring semester and received Special Mention distinctions from the WBCA in the organization's Academic Honor Roll.

#### ROAD WARRIORS

- Toledo ended last season with 11 straight road wins, which is the longest active road winning streak in the country entering the 2022-23 season

- Toledo was 13-2 in road games this season. Its 13 road victories were more than any other team in the country.

- Toledo's two road losses came against two teams inside the Top 45 of the NCAA's NET rankings: No. 43 Missouri

State and No. 44 Dayton.

#### TOLEDO'S HISTORIC 2021-22 SEASON

- The 2021-22 season was one of the best for the Rockets in recent memory.

- They won their 10th MAC Regular Season Championship in program history (1990-91, 1991-92, 1994-95, 1996-97, 1998-99, 2000-01, 2002-03, 2010-11, 2012-13).

- Toledo posted an overall record of 29-6 was 19-1 in MAC play.

- 29 wins tied a school record (2010-11 and 2012-13) and marked the 12th season with at least 25 win season in school history. and the first since 2016-17.

- UT was one of 10 Division I teams to win at least 29 games last season.

- The 19 MAC wins are a new conference record, besting the league win totals by the previous record holders: the 1983-84 Central Michigan team and the 1997-98 Kent State squad.

- Toledo's previous program record for most conference wins was 16 by the 1996-97 team (16-2).

- UT made its 13th WNIT appearance, advancing out of the first round for the 12th time and making it to the quarter-finals (Elite 8) for the third time.

- Toledo led the MAC statistically in five categories last season: Scoring Defense (61.06), Scoring Margin (+11.34), Field Goal Percentage Defense (37.5%), Rebounding Margin (+6.83), Defensive Rebounds per Game (29.57).

- Entering the MAC Tournament, Toledo received votes in four straight AP polls, peaking with 15 votes on March 1.

- From 2020-21 to 2021-22, the Rockets improved their win total by 17 games, tied with LSU for the largest win increase last season.

- Toledo won 12 straight games from Jan. 29-March 9, its second winning streak of at least eight games of the season. Only the 2012-13 and 1996-97 teams have won at least eight games in a row twice in the same season.

- The Rockets beat every other school in the MAC at least once last season, the first time they have done that since 2012-13

- The Rockets were 14-2 at home and 13-2 on the road, the only team in the country with at least 13 wins at home and 13 on the road.

- Perennially among the national leaders in attendance, Toledo was right back near the top of Division I again in 2021-22. UT averaged 3,351 fans per game in 16 home games, which ranked 28th in the nation in average atten-





dance.

- In fact, Toledo's average home attendance was higher than all other Division I schools in Ohio; Ohio State was second with an averaged of 3,274 fans per game.

#### 2021-22 PLAYER NOTES

- Nobody in program history played more in a season than Sophia Wiard did last year. She was on the court for 1,213 minutes, topping Courtney Ingersoll (1,189/2011-12) for most minutes played in a season. Quinesha Lockett entered the top five after playing 1,164 minutes.
- Lockett scored 626 points this year and connected on 219 field goals, both of which are now the fifth-highest totals in school history. She also broke the single-season field goal attempts record (544).
- Lockett became the 31st member of the 1,000 Point Club on Jan. 8 against Central Michigan.
- Wiard led the MAC in assist/turnover ratio for the second straight season (2.49) and ranked 16th in the country.

#### NO PLACE LIKE HOME

- The Rockets once again led the MAC in average attendance in 2021-22 and ended the season ranked 28th in the country in that category.
- Toledo led the MAC in attendance an unprecedented 31st-consecutive season in 2021-22 (not including the 2020-21 season during which fans were not allowed in Savage Arena).
- The Rockets have ranked in the Top 30 nationally in home attendance in nine of the last 10 years under head coach Tricia Cullop (not including the 2020-21 season, during which fans were not allowed in Savage Arena). Toledo also finished No. 28 (3,748) in 2011-12, No. 25 (4,012) in 2012-13, No. 24 (3,932) in 2013-14, No. 28 (3,636) in 2014-15, No. 24 (4,050) in 2015-16, No. 27 (3,744) in 2016-17, No. 31 (3,420) in 2017-18, No. 30 (3,728) in 2018-19, No. 26 in 2019-20 (3,844), and No. 28 in 2021-22 (3,351).

#### JESSIE IVEY NAMED ONE OF MOST IMPACTFUL MID-MAJOR ASSISTANTS

- Toledo women's basketball associate head coach Jessie Ivey has been named one of Most Impactful Mid-Major Assistant Coaches in NCAA Division I Women's Basketball by Silver Waves Media. Ivey has previously been named the WBCA NCAA Division II Assistant Coach of the Year (2015-16) and was a WBCA Thirty Under 30 recipient as well.

### Colleg Insider.com NCAA Women's Basketball Mid Major Top 25 (Nov. 1)

1	South Dakota State	0-0	Summit
2	FGCU	0-0	ASUN
3	Princeton	0-0	Ivy League
4	Gonzaga	0-0	West Coast
5	<b>TOLEDO</b>	<b>0-0</b>	<b>MID-AMERICAN</b>
6	Belmont	0-0	Missouri Valley
7	Drexel	0-0	Colonial
8	Quinnipiac	0-0	Metro Atlantic
9	Columbia	0-0	Ivy League
10	Youngstown State	0-0	Horizon
11	Troy	0-0	Sun Belt
12	Jackson State	0-0	SWAC
13	Liberty	0-0	ASUN
14	<b>Ball State</b>	<b>0-0</b>	<b>Mid-American</b>
15	Stephen F. Austin	0-0	Western Athletic
16	Green Bay	0-0	Horizon
17	Tennessee Tech	0-0	Ohio Valley
18	Portland	0-0	West Coast
19	Albany	0-0	America East
20	<b>Kent State</b>	<b>0-0</b>	<b>Mid-American</b>
21	Illinois State	0-0	Missouri Valley
22	BYU	0-0	West Coast
23	South Dakota	0-0	Summit
24	<b>UT Arlington</b>	<b>0-0</b>	<b>Western Athletic</b>
25	Boston University	0-0	Patriot

**OTHERS RECEIVING VOTES:** Howard 109, Drake 69, Cleveland State 55, **Bowling Green 52**, Texas A&M Corpus Christi 47, Mercer 46, **Missouri State 44**, Delaware 39, Grand Canyon 39, Montana State 31, Hawaii 28, Towson 28, Stony Brook 26, Jacksonville State 25, Little Rock 25, Manhattan 21, Gardner Webb 19, James Madison 19, Northern Iowa 19, **Buffalo 17**, High Point 17, Old Dominion 16, Fairfield 15, Louisiana 13, **Northern Illinois 13**, Southern Mississippi 13, Wagner 13, UT Martin 12, Yale 7, American 6, Lehigh 6, Cal Baptist 5, UC Santa Barbara 5, Fairleigh Dickinson 4, **Western Michigan 4**, Holy Cross 3, Charleston 2, Stetson 1.

#### 2022-23 Opponent



## 2022-23 MAC STANDINGS & STATS

TEAM	MAC			OVERALL		
	W	L	PCT	W	L	PCT
Toledo	0	0	.000	2	0	1.000
Bowling Green	0	0	.000	2	0	1.000
Eastern Michigan	0	0	.000	2	0	1.000
Akron	0	0	.000	1	1	.500
Ball State	0	0	.000	1	1	.500
Buffalo	0	0	.000	1	1	.500
Kent State	0	0	.000	1	0	.500
Miami	0	0	.000	1	1	.500
Northern Illinois	0	0	.000	1	1	.500
Central Michigan	0	0	.000	0	2	.000
Ohio	0	0	.000	0	2	.000
Western Michigan	0	0	.000	0	2	.000

### RECENT RESULTS

#### Saturday, Nov. 12

Northern Illinois 86, DePaul 79

Oakland 71, Central Michigan 60

#### Sunday, Nov. 13

Michigan State 97, Western Michigan 49

Eastern Michigan 71, SIU Edwardsville 62

Akron 85, Dayton 69

Kent State 77, Northern Kentucky 54

#### Monday, Nov. 14

Ball State 105, Indiana University East 51

Bowling Green 102, Wright State 72

Buffalo 62, Stonehill 56

### UPCOMING GAMES

#### Tuesday, Nov. 15

Southern Indiana at Northern Illinois, Noon

#### Wednesday, Nov. 16

Toledo at Cincinnati, 11:00 a.m.

Central Michigan at Indiana State, 6:00 p.m.

Western Michigan at Michigan, 7:00 p.m.

Miami at Memphis, 8:00 p.m.

#### Thursday, Nov. 17

Butler at Ball State, 6:30 p.m.

Bowling Green at Indiana, 7:00 p.m.

Western Illinois at Northern Illinois, 7:00 p.m.

Ohio State at Ohio, 7:00 p.m.

Kent State at Arkansas, 8:00 p.m.

## TOLEDO IN MAC RANKINGS

### OFFENSIVE CATEGORIES

Scoring Offense	1st	90.50 PPG
Scoring Margin	1st	+29.50
Field-Goal Percentage	2nd	48.9%
Three-Point FG%	2nd	40.0%
Three-Point Field-Goals Made	T-1st	9.00/game
Free Throw Percentage	7th	66.7%
Rebounding Margin	1st	+18.50
Assists	2nd	19.00 APG
Turnover Margin	4th	+4.00
Assist/Turnover Ratio	1st	2.11
Offensive Rebounds	5th	14.00 ORPG

### DEFENSIVE CATEGORIES

Scoring Defense	T-1st	56.00 PPG
FG% Defense	3rd	35.4%
Three-Point FG% Defense	8th	34.0%
Blocked Shots	9th	1.50 BPG
Steals	T-6th	7.50 SPG
Defensive Rebounds	1st	33.00 DRPG

### INDIVIDUALS

Scoring	Quinesha Lockett - 3rd (18.50 PPG)
Rebounding	Sammi Mikonowicz - T-7th (7.50 RPG)
	Quinesha Lockett - T-10th (7.00 RPG)
FG Percentage	Jessica Cook - T-1st (68.8%)
FT Percentage	Justina King - 2nd (88.9%)
Assists	Sophia Wiard - T-1st (5.50 APG)
	Quinesha Lockett - T-3rd (5.00 APG)
Assist/Turnover Ratio	Sophia Wiard - 2nd (5.50)
	Quinesha Lockett - 3rd (5.00)
Offensive Rebounds	Lonasia Brewer - T-2nd (4.00)
Defensive Rebounds	Sammi Mikonowicz - T-2nd (7.00)
	Quinesha Lockett - T-8th (5.00)



## TOLEDO SPECIALTY STATS (TOLEDO/OPPONENT)

OPPONENT	POINTS OFF TURNOVERS	POINTS IN THE PAINT	2ND CHANCE POINTS	FAST-BREAK POINTS	BENCH POINTS
WRIGHT STATE	16/5	<b>48</b> /22	16/2	6/6	<b>44</b> /25
CANISIUS	<b>20</b> /7	28/22	<b>18</b> /7	<b>22</b> /5	21/26
at Cincinnati					
DUKE					
vs. Penn State					
vs. UT Arlington					
at Loyola Maryland					
MISSOURI STATE					
at Michigan					
DAYTON					
OAKLAND					
WESTERN MICHIGAN*					
at Northern Illinois*					
BALL STATE*					
at Kent State*					
at Bowling Green*					
AKRON*					
MIAMI*					
at Eastern Michigan*					
at Central Michigan*					
OHIO*					
BUFFALO*					
at Miami*					
at Western Michigan*					
EASTERN MICHIGAN*					
at Akron*					
at Ball State*					
KENT STATE*					
BOWLING GREEN*					

**BOLD** Indicates Season High

## ROCKETS' GAME-BY-GAME STARTERS

OPPONENT	GUARD	GUARD	WING	FORWARD	FORWARD/CENTER
WRIGHT STATE	Sophia Wiard	Quinesha Lockett	Khera Goss	Sammi Mikonowicz	Jessica Cook
CANISIUS	Sophia Wiard	Quinesha Lockett	Khera Goss	Sammi Mikonowicz	Jessica Cook
at Cincinnati					
DUKE					
vs. Penn State					
vs. UT Arlington					
at Loyola Maryland					
MISSOURI STATE					
at Michigan					
DAYTON					
OAKLAND					
WESTERN MICHIGAN*					
at Northern Illinois*					
BALL STATE*					
at Kent State*					
at Bowling Green*					
AKRON*					
MIAMI*					
at Eastern Michigan*					
at Central Michigan*					
OHIO*					
BUFFALO*					
at Miami*					
at Western Michigan*					
EASTERN MICHIGAN*					
at Akron*					
at Ball State*					
KENT STATE*					
BOWLING GREEN*					





# 2022-23 GAME RESULTS

**OVERALL: 2-0**  
**vs. UNRANKED: 2-0**
**MAC: 0-0**  
**vs. RANKED: 0-0**
**HOME: 2-0**  
**LAST FIVE: 2-0**
**AWAY: 0-0**  
**LAST 10: 2-0**
**NEUTRAL: 0-0**  
**STREAK: W2**

DATE	MAC	OPPONENT	SCORE/TIME	HIGH SCORER	HIGH REBOUNDER	ATTENDANCE
NOV. 7	1-0/0-0	WRIGHT STATE	W, 88-56	Jessica Cook (19)	Jessica Cook (19)	4,617
NOV. 11	1-0/0-0	CANISIUS	W, 93-66	Quinesha Lockett (27)	Quinesha Lockett (27)	3,816
Nov. 16		at Cincinnati	11:00 a.m.			
NOV. 20		DUKE	1:00 P.M.			
Nov. 25		vs. Penn State &	1:15 p.m.			
Nov. 26		vs. UT Arlington &	1:15 p.m.			
Nov. 30		at Loyola Maryland	11:30 a.m.			
DEC. 4		MISSOURI STATE	1:00 P.M.			
Dec. 8		at Michigan	7:00 p.m.			
DEC. 11		DAYTON	2:00 P.M.			
DEC. 21		OAKLAND	7:00 P.M.			
JAN. 4		WESTERN MICHIGAN*	7:00 P.M.			
Jan. 7		at Northern Illinois*	1:00 p.m. CT			
JAN. 11		BALL STATE*	7:00 P.M.			
Jan. 14		at Kent State*	2:00 p.m.			
Jan. 18		at Bowling Green*	7:00 p.m.			
JAN. 21		AKRON*	2:00 P.M.			
JAN. 25		MIAMI*	7:00 P.M.			
Jan. 28		at Eastern Michigan*	1:00 p.m.			
Feb. 1		at Central Michigan*	7:00 p.m.			
FEB. 4		OHIO*	2:00 P.M.			
FEB. 8		BUFFALO*	7:00 P.M.			
Feb. 11		at Miami*	1:00 p.m.			
Feb. 15		at Western Michigan*	7:00 p.m.			
FEB. 18		EASTERN MICHIGAN*	2:00 P.M.			
Feb. 22		at Akron*	7:00 p.m.			
Feb. 25		at Ball State*	1:00 p.m.			
March 1		KENT STATE*	7:00 P.M.			
March 4		BOWLING GREEN*	2:00 P.M.			

## — TOLEDO'S 2022-23 RECORD WHEN... —

At home _____	2-0	Toledo outrebounds opponent _____	2-0	Toledo scores less than 60 points _____	0-0
On the road _____	0-0	Opponent outrebounds Toledo _____	0-0	Toledo scores 60-69 points _____	0-0
Neutral site _____	0-0	Rebounds are equal _____	0-0	Toledo scores 70-79 points _____	0-0
In overtime _____	0-0			Toledo scores 80+ points _____	2-0
		Toledo has more turnovers _____	0-0	Toledo allows less than 69 points _____	2-0
Leads at the half _____	2-0	Opponent has more turnovers _____	2-0	Toledo allows 69-79 points _____	0-0
Trails at the half _____	0-0	Turnovers are equal _____	0-0	Toledo allows 80+ points _____	0-0
Tied at halftime _____	0-0				
		Toledo hits eight or more 3PT FGs _____	2-0	Toledo plays in November _____	2-0
Leads w/5:00 remaining _____	2-0	Opponent hits eight or more 3PT FGs _____	2-0	Toledo plays in December _____	0-0
Trails w/5:00 remaining _____	0-0			Toledo plays in January _____	0-0
Tied w/5:00 remaining _____	0-0	No Toledo player w/10+points _____	0-0	Toledo plays in February _____	0-0
		One Toledo player w/10+points _____	0-0	Toledo plays in March _____	0-0
Shoots 45% or above from field _____	2-0	Two Toledo players w/10+points _____	0-0		
Shoots less than 45% from field _____	0-0	Three Toledo players w/10+points _____	0-0	Toledo plays on Monday _____	1-0
Opponent shoots 45% or above _____	0-0	Four Toledo players w/10+points _____	2-0	Toledo plays on Tuesday _____	0-0
Opponent shoots less than 45% _____	2-0	Five-plus Toledo players w/10+points _____	0-0	Toledo plays on Wednesday _____	0-0
				Toledo plays on Thursday _____	0-0
Toledo outshoots opponent _____	2-0	Game decided by 1-5 points _____	0-0	Toledo plays on Friday _____	1-0
Opponent outshoots Toledo _____	0-0	Game decided by 6-10 points _____	0-0	Toledo plays on Saturday _____	0-0
Both teams shoot same from floor _____	0-0	Game decided by 11-15 points _____	0-0	Toledo plays on Sunday _____	0-0
		Game decided by 16+ points _____	2-0		



## 2022-23 GAME-BY-GAME STATS

<u>OPPONENT</u>	<u>FG-FGA</u>	<u>FG%</u>	<u>3FG-FGA</u>	<u>3FG%</u>	<u>FT-FTA</u>	<u>FT%</u>	<u>O-D-T</u>	<u>PF</u>	<u>AST</u>	<u>TO</u>	<u>STL</u>	<u>BLK</u>
WRIGHT STATE	<u>36</u> -69	<u>52.2%</u>	8-21	38.1%	8-12	75.0%	11- <u>36</u> - <u>47</u>	7	<u>21</u>	8	7	1
CANISIUS	29-64	45.3%	<u>10</u> -24	41.7%	<u>25</u> -31	<u>80.6%</u>	<u>17</u> -30- <u>47</u>	20	17	10	<u>8</u>	<u>2</u>

INDICATES SEASON HIGHS



## HEAD COACH TRICIA CULLOP



Entering her 15th season at the helm of the Toledo women's basketball program, head coach Tricia Cullop transformed the program into a nationally-recognized powerhouse.

Under her leadership, Toledo has made nine trips to the postseason and has hung five championship banners, including a postseason WNIT title in 2011, a MAC Cham-

pionship in 2017, and three MAC regular-season championships (2010-11, 2012-13, and 2021-22). The Rockets' 2011 WNIT Championship was the first major postseason tournament title won by a Mid-American Conference team. Cullop has been named MAC Coach of the Year a record-tying four times (2009, 2011, 2013, and 2022).

Under Cullop's guidance, the Midnight Blue & Gold has amassed an impressive 298-158 overall record and a 160-85 conference mark. Her 298 wins are the most in program history. Individually, 13 Rockets have earned All-MAC honors on 30 occasions.

In 2022, Cullop was named the recipient of the WBCA's Carol Eckman Integrity in Coaching Award.

Cullop, who has a 421-267 record in her 22-year coaching career, was named the Toledo head coach on April 18, 2008, becoming the ninth coach in the program's history.

A 1993 graduate of Purdue University, Cullop received a bachelor's degree in communications. As a four-year letterwinner with the Boilermakers, she was part of three-straight NCAA Championship teams (1989-90, 1990-91, 1991-92) that won Purdue's first-ever Big Ten championship. Cullop was a team captain in 1992-93 and a three-time academic All-Big Ten selection under head coach Lin Dunn. A 2018 Indiana Basketball Hall of Fame honoree, she was named the Purdue Mortar Board Female Student-Athlete of the Year in 1993.

A native of Bicknell, Ind., Cullop was a 1989 High School All-American at North Knox High School. She was also a member of the North Squad in the 1991 U.S. Sports Festival.

Cullop, who served as President of the Women's Basketball Coaches Association (WBCA) during the 2019-20 and 2020-21 membership years, is the daughter of the late Theodore and Jannette Cullop, and has two sisters, Tammy and Tracy.

### MAC Brilliance

- The winningest coach in school history, Cullop has led Toledo to one MAC Championship (2017), three MAC regular-season titles (2010-11, 2012-13, 2021-22), four MAC West Division crowns (2009-10, 2010-11, 2011-12, 2012-13) and two championship game appearances (2010, 2017).

- Cullop has won four MAC Coach of the Year awards: 2008-09, 2010-11, 2012-12. and 2021-22

- Cullop is one of three MAC coaches to earn four Coach of the Year awards, joining former Rocket coach Mark Ehlen (four) and former BGSU coach Curt Miller (six).

### Home Court Dominance

- Toledo has been outstanding in Savage Arena under Cullop, compiling a stout 168-55 (.453) ledger.

- The Rockets have also been dominant against MAC opponents on home court, winning 95 of 128 contests (.742).

- Toledo has won at least 11 home contests in 10 of 14 seasons including this year, topping out at a school-record 19 victories during 2010-11 campaign.

- The Rockets have led the MAC in attendance in 31 straight seasons (not including the 2020-21 season) and have also ranked in the Top 30 nationally in average attendance nine of the last 10 seasons (also not including the 2020-21 season).

- Toledo posted school-record and MAC-best 7,301 fans vs. USC in 2011 Postseason WNIT Championship Game.





### Academic Excellence

- Twenty-four Toledo players have been selected Academic All-MAC on 40 occasions and total of 40 players have made Dean's List (3.5 GPA or higher) on 134 occasions.
- Jay-Ann Bravo-Harriott was named 2017-18 first-team Academic All-America, becoming only fourth player in school history to earn this prestigious honor. In addition, Bravo-Harriott was school-record three-time Academic All-District selection.
- Rockets have posted team grade-point average above 3.2 in 18 of 28 semesters.
- Toledo has finished Top 4 of MAC in Academic Progress Rate (APR) in each of last five years, highlighted by flawless four-year mark in 2013-14, 2014-15, 2015-16 and 2016-17.
- Rockets' classroom success has been recognized by WBCA for having Top 25 team GPA nationally, posting 3.443 overall GPA during 2014-15 academic year to rank No. 18.

### Community Involvement

- Rockets have been very active in community during Cullop's time at Toledo, helping with projects such as Connecting Kids to Meals, Habitat for Humanity, Walk to Defeat ALS, Susan G. Komen Race for the Cure, Buddy Walk for Down Syndrome Association of Greater Toledo and Sponsor a Family for Christmas.
- Toledo has also made outstanding contributions at annual "Rockets for the Cure" game, raising at least \$12,000 on eight occasions, including \$15,972 this past year.
- Rockets have raised over \$157,000 for cancer research since 2010.

### DOLLARS RAISED FOR DANA CANCER CENTER & SUSAN G. KOMEN NORTHWEST OHIO

2020 - \$15,972  
 2019 - \$16,224  
 2018 - \$12,315  
 2017 - \$10,488  
 2016 - \$11,016  
 2015 - \$14,893  
 2014 - \$13,582  
 2013 - \$19,845  
 2012 - \$18,010  
 2011 - \$14,366  
 2010 - \$11,393

### ALL-TIME TOLEDO HEAD COACHING WINS

TRICIA CULLOP	2008-PRES.	296
Mark Ehlen	1995-2008	240
Bill Fennelly	1988-95	166
Ethel Allman	1979-84	71
Tim Selgo	1985-88	33
Janet Witker	1976-79	12
Pat Besner	1974-75	7
Steve Mix	1984-85	6
Pauline Bozzo	1975-76	2

### TEAM GPA BY SEMESTER

Fall 2008 - 3.027	Fall 2013 - 3.354	Fall 2018 - 3.280
Spring 2009 - 3.260	Spring 2014 - 3.276	Spring 2019 - 3.182
Fall 2009 - 3.078	Fall 2014 - 3.290	Fall 2019 - 3.189
Spring 2010 - 3.408	Spring 2015 - 3.582	Spring 2020 - 3.588
Fall 2010 - 2.928	Fall 2015 - 3.259	Fall 2020 - 3.349
Spring 2011 - 3.061	Spring 2016 - 3.433	Spring 2021 - 3.154
Fall 2011 - 3.193	Fall 2016 - 3.333	Fall 2022 - 3.462
Spring 2012 - 3.263	Spring 2017 - 3.413	Spring 2022 - 3.585
Fall 2012 - 3.181	Fall 2017 - 3.378	
Spring 2013 - 3.196	Spring 2018 - 3.262	

### PROFESSIONAL PLAYERS COACHED BY TRICIA CULLOP

Melissa Goodall (2007-11): Italy, Spain  
 Naama Shafir (2008-13): Israel  
 Andola Dortch (2010-14): Belarus  
 Inma Zanoguera (2011-15): Italy  
 Brenae Harris (2014-16): Spain  
 Janice Monakana (2013-17): Great Britain  
 Jay-Ann Bravo-Harriott (2014-18): Spain, Great Britain  
 Mariella Santucci (2016-20): Italy  
 Sara Rokkanen (2016-20): Spain

### TRICIA CULLOP YEAR-BY-YEAR

YEAR	SCHOOL	OVERALL	CONFERENCE	PLACE	POSTSEASON
2000-01	Evansville	13-15 (.464)	8-10 (.444)	MVC - T-5th	—
2001-02	Evansville	15-15 (.500)	9-9 (.500)	MVC - T-4th	—
2002-03	Evansville	11-16 (.407)	5-13 (.278)	MVC - T-8th	—
2003-04	Evansville	11-16 (.407)	6-12 (.333)	MVC - 9th	—
2004-05	Evansville	17-11 (.607)	10-8 (.556)	MVC - 5th	—
2005-06	Evansville	16-13 (.552)	11-7 (.611)	MVC - 4th	—
2006-07	Evansville	19-12 (.613)	11-7 (.611)	MVC - T-4th	—
2007-08	Evansville	21-12 (.636)	13-5 (.722)	MVC - T-1st	WNIT
2008-09	TOLEDO	18-13 (.581)	11-5 (.688)	MAC - 2nd (West)	—
2009-10	TOLEDO	25-9 (.735)	12-4 (.750)	MAC - 1st (West)	WNIT
2010-11	TOLEDO	29-8 (.784)	14-2 (.875)	MAC - 1st (West)	WNIT
2011-12	TOLEDO	24-10 (.706)	13-3 (.813)	MAC - T-1st (West)	WNIT
2012-13	TOLEDO	29-4 (.879)	15-1 (.938)	MAC - 1st (West)	WNIT
2013-14	TOLEDO	16-16 (.500)	9-9 (.500)	MAC - T-2nd (West)	—
2014-15	TOLEDO	19-14 (.576)	10-8 (.556)	MAC - 4th (West)	WNIT
2015-16	TOLEDO	17-13 (.567)	12-6 (.667)	MAC - 3rd (West)	—
2016-17	TOLEDO	25-9 (.735)	12-6 (.667)	MAC - T-3rd (West)	NCAA
2017-18	TOLEDO	18-15 (.545)	8-10 (.444)	MAC - 4th (West)	WNIT
2018-19	TOLEDO	21-12 (.636)	11-7 (.611)	MAC - 2nd (West)	WNIT
2019-20	TOLEDO	14-17 (.452)	7-11 (.389)	MAC - T-5th (West)	—
2020-21	TOLEDO	12-12 (.500)	8-12 (.400)	MAC - 9th	—
2021-22	TOLEDO	29-6 (.853)	19-1 (.950)	MAC - 1st	—
2022-23	TOLEDO	2-0 (1.000)	0-0		
<b>Overall / Overall</b>		<b>421-268 (.611)</b>	<b>235-156 (.601)</b>		
<b>Toledo / MAC</b>		<b>298-156 (.656)</b>	<b>161-85 (.654)</b>		



## TRICIA CULLOP VS. DIVISION I OPPONENTS

<b>AKRON</b>	<b>14-8</b>	Michigan State	0-2
Alabama	1-0	Middle Tennessee	0-1
Albany	1-1	Milwaukee	2-1
Arizona	2-1	Mississippi Valley State	1-0
Arkansas-Pine Bluff	1-0	Missouri	0-3
Arkansas State	1-1	<b>MISSOURI STATE</b>	<b>6-12</b>
Auburn	1-0	Morehead State	4-0
Austin Peay	2-4	Nevada	2-0
<b>BALL STATE</b>	<b>18-16</b>	New Mexico	1-0
Belmont	2-0	North Carolina	0-1
<b>BOWLING GREEN</b>	<b>14-6</b>	North Dakota	4-0
Bradley	9-8	<b>NORTHERN ILLINOIS</b>	<b>23-8</b>
<b>BUFFALO</b>	<b>13-7</b>	Northern Iowa	13-7
Butler	5-3	Northwestern	1-3
Cal State Fullerton	1-0	Notre Dame	0-4
<b>CANISIUS</b>	<b>3-0</b>	<b>OAKLAND</b>	<b>4-0</b>
Central Arkansas	2-0	<b>OHIO</b>	<b>16-8</b>
<b>CENTRAL MICHIGAN</b>	<b>18-12</b>	Pacific	1-0
Charlotte	2-0	Penn	1-0
<b>CINCINNATI</b>	<b>2-2</b>	Pittsburgh	1-0
Cleveland State	6-3	Portland State	1-0
Colorado	0-1	Prairie View A&M	1-0
Colorado State	2-1	Purdue	0-3
Columbia	1-0	Radford	2-0
Creighton	5-14	Rhode Island	1-0
Davidson	1-0	Saint Francis (Pa.)	3-0
<b>DAYTON</b>	<b>4-8</b>	Saint Mary's (Calif.)	0-1
Delaware	1-0	Saint Peter's	2-0
Detroit Mercy	7-1	Santa Clara	1-0
Drake	9-10	Seton Hall	1-1
Drexel	0-1	SIU Edwardsville	4-0
Duquesne	<b>2-2</b>	Southeast Missouri State	1-0
East Tennessee State	0-1	Southern	1-0
<b>EASTERN MICHIGAN</b>	<b>18-13</b>	Southern Illinois	12-5
Evansville	1-1	St. Bonaventure	5-1
Fort Wayne	1-1	Stony Brook	1-0
Georgia State	2-0	Syracuse	1-1
Green Bay	0-3	Temple	1-1
Harvard	0-1	Tennessee Tech	4-3
Hawaii	1-1	Texas A&M-Corpus Christi	1-0
Houston Baptist	1-0	Toledo	1-0
Idaho	1-0	Troy	0-1
Idaho State	1-0	UCLA	0-1
Illinois	0-1	UIC	5-0
Illinois State	7-9	UMBC	1-0
Indiana	2-2	UMKC	1-0
Indiana State	6-11	USC	1-0
Iona	4-0	UTEP	0-1
IUPUI	4-2	UT Martin	4-0
Kansas	0-1	Valparaiso	1-2
<b>KENT STATE</b>	<b>13-8</b>	Virginia	1-0
Kentucky	2-0	VCU	2-0
Lipscomb	2-0	Virginia Tech	0-1
Louisiana	1-0	Western Kentucky	1-3
Louisville	1-2	<b>WESTERN MICHIGAN</b>	<b>24-5</b>
<b>LOYOLA (MD.)</b>	<b>1-0</b>	Wichita State	12-5
Loyola Marymount	0-1	Wisconsin	0-1
Madonna	1-0	<b>WRIGHT STATE</b>	<b>3-1</b>
Maine	1-1	Yale	1-0
Marquette	2-3	Youngstown State	2-0
Marshall	1-0		
Memphis	1-1		
<b>MIAMI</b>	<b>13-6</b>		
<b>MICHIGAN</b>	<b>0-2</b>		

**BOLD** Indicates 2022-23 Opponent

## TRICIA CULLOP'S RECORD WHEN...

### 2022-23/OVERALL

At home	2-0/167-55
On the road	0-0/98-86
Neutral site	0-0/28-17
In overtime	0-0/12-8

Leads at the half	2-0/221-31
Trails at the half	0-0/65-123
Tied at halftime	0-0/12-4

Leads w/5:00 remaining	2-0/257-15
Trails w/5:00 remaining	0-0/30-137
Tied w/5:00 remaining	0-0/11-6

Shoots 45% or above from field	2-0/129-24
Shoots less than 45% from field	0-0/168-128
Opponent shoots 45% or above	0-0/24-66
Opponent shoots less than 45%	2-0/273-91

Toledo outshoots opponent	2-0/244-29
Opponent outshoots Toledo	0-0/49-129
Both teams shoot same from floor	0-0/2-0

Toledo outrebounds opponent	2-0/212-60
Opponent outrebounds Toledo	0-0/74-90
Rebounds are equal	0-0/12-8

Toledo has more turnovers	0-0/103-94
Opponent has more turnovers	2-0/170-55
Turnovers are equal	0-0/25-9

Toledo hits eight or more 3PT FGs	2-0/90-32
Opponent hits eight or more 3PT FGs	2-0/40-60

No Toledo player w/10+points	0-0/0-4
One Toledo player w/10+points	0-0/10-15
Two Toledo players w/10+points	0-0/65-46
Three Toledo players w/10+points	0-0/126-6
Four Toledo players w/10+points	2-0/70-24
Five-plus Toledo players w/10+points	0-0/24-5

Games decided by 1-5 points	0-0/66-41
Games decided by 6-10 points	0-0/79-54
Games decided by 11-15 points	0-0/63-29
Games decided by 16+ points	2-0/91-34

Toledo scores less than 60 points	0-0/31-70
Toledo scores 60-69 points	0-0/104-52
Toledo scores 70-79 points	0-0/114-31
Toledo scores 80+ points	2-0/49-5

Toledo allows less than 69 points	2-0/264-50
Toledo allows 69-79 points	0-0/32-70
Toledo allows 80+ points	0-0/3-38

Toledo plays in November	2-0/45-32
Toledo plays in December	0-0/58-25
Toledo plays in January	0-0/77-36
Toledo plays in February	0-0/71-35
Toledo plays in March	0-0/48-30

Toledo plays on Monday	1-0/14-8
Toledo plays on Tuesday	0-0/16-8
Toledo plays on Wednesday	0-0/87-43
Toledo plays on Thursday	0-0/21-9
Toledo plays on Friday	1-0/27-9
Toledo plays on Saturday	0-0/100-58
Toledo plays on Sunday	0-0/34-2



## PLAYER HONORS UNDER COACH CULLOP

### MAC DEFENSIVE PLAYER OF THE YEAR

Andola Dortch \_\_\_\_\_ 2011-12; 2012-13

### MAC FRESHMAN OF THE YEAR

Jay-Ann Bravo-Harriott \_\_\_\_\_ 2014-15

### MAC SIXTH PLAYER OF THE YEAR

Hannah Noveroske \_\_\_\_\_ 2021-22

Kaayla McIntyre \_\_\_\_\_ 2015-16

### ALL-MAC FIRST TEAM

Quinesha Lockett \_\_\_\_\_ 2021-22

Brenae Harris \_\_\_\_\_ 2015-16

Inma Zanoguera \_\_\_\_\_ 2014-15

Andola Dortch \_\_\_\_\_ 2012-13

Naama Shafir \_\_\_\_\_ 2010-11; 2012-13

Tanika Mays \_\_\_\_\_ 2009-10

### SECOND TEAM

Sophia Wiard \_\_\_\_\_ 2021-22

Kaayla McIntyre \_\_\_\_\_ 2018-19

Janice Monakana \_\_\_\_\_ 2016-17

Inma Zanoguera \_\_\_\_\_ 2013-14

Yolanda Richardson \_\_\_\_\_ 2011-12; 2012-13

Andola Dortch \_\_\_\_\_ 2011-12

Naama Shafir \_\_\_\_\_ 2009-10

Tanika Mays \_\_\_\_\_ 2008-09

### THIRD TEAM

Quinesha Lockett \_\_\_\_\_ 2020-21

Kaayla McIntyre \_\_\_\_\_ 2017-18

Mikaela Boyd \_\_\_\_\_ 2016-17; 2017-18

Jay-Ann Bravo-Harriott \_\_\_\_\_ 2016-17

Andola Dortch \_\_\_\_\_ 2013-14

Inma Zanoguera \_\_\_\_\_ 2012-13

Courtney Ingersoll \_\_\_\_\_ 2011-12

Melissa Goodall \_\_\_\_\_ 2010-11

### HONORABLE MENTION

Mikaela Boyd \_\_\_\_\_ 2018-19

Jay-Ann Bravo-Harriott \_\_\_\_\_ 2015-16; 2017-18

Janice Monakana \_\_\_\_\_ 2015-16

Brenae Harris \_\_\_\_\_ 2014-15

Melissa Goodall \_\_\_\_\_ 2009-10

Naama Shafir \_\_\_\_\_ 2008-09

### MAC ALL-DEFENSIVE TEAM

Khera Goss \_\_\_\_\_ 2021-22

Kaayla McIntyre \_\_\_\_\_ 2018-19

Mikaela Boyd \_\_\_\_\_ 2017-18

### MAC ALL-FRESHMAN TEAM

Jessica Cook \_\_\_\_\_ 2021-22

Mariella Santucci \_\_\_\_\_ 2016-17

Kaayla McIntyre \_\_\_\_\_ 2015-16

Jay-Ann Bravo-Harriott \_\_\_\_\_ 2014-15

Andola Dortch \_\_\_\_\_ 2010-11

Naama Shafir \_\_\_\_\_ 2008-09

### MAC TOURNAMENT MVP

Mikaela Boyd \_\_\_\_\_ 2017

### MAC ALL-TOURNAMENT TEAM

Sophia Wiard \_\_\_\_\_ 2022

Mikaela Boyd \_\_\_\_\_ 2017

Mariella Santucci \_\_\_\_\_ 2017

Melissa Goodall \_\_\_\_\_ 2011

Tanika Mays \_\_\_\_\_ 2009; 2010

Naama Shafir \_\_\_\_\_ 2010

### MAC COACH OF THE YEAR

Tricia Cullop \_\_\_\_\_ 2008-09; 2010-11; 2012-13; 2021-22

### ACADEMIC ALL-AMERICA

Jay-Ann Bravo-Harriott (First Team) \_\_\_\_\_ 2017-18

### ACADEMIC ALL-DISTRICT

Jay-Ann Bravo-Harriott \_\_\_\_\_ 2015-16; 2016-17; 2017-18

### ACADEMIC ALL-MAC

Yaniah Curry \_\_\_\_\_ 2020-21

Jaela Johnson \_\_\_\_\_ 2020-21

Mali Morgan-Elliott \_\_\_\_\_ 2020-21

Sophia Wiard \_\_\_\_\_ 2020-21

Mariah Copeland \_\_\_\_\_ 2019-20

Tyra Carlsten-Handberg \_\_\_\_\_ 2018-19

Kaayla McIntyre \_\_\_\_\_ 2018-19

Mae Tshitenge \_\_\_\_\_ 2018-19

Mariella Santucci \_\_\_\_\_ 2017-18; 2018-19; 19-20

Sarah St-Fort \_\_\_\_\_ 2016-17; 2017-18; 2018-19

Mikaela Boyd \_\_\_\_\_ 2016-17; 2018-19

Halee Printz \_\_\_\_\_ 2016-17

Jay-Ann Bravo-Harriott \_\_\_\_\_ 2015-16; 2016-17; 2017-18

Michaela Rasmussen \_\_\_\_\_ 2015-16; 2016-17; 2017-18

Sophie Reeher \_\_\_\_\_ 2015-16; 2016-17

Ana Capotosto \_\_\_\_\_ 2014-15; 2015-16

Brenae Harris \_\_\_\_\_ 2014-15; 2015-16

Inma Zanoguera \_\_\_\_\_ 2012-13; 2013-14; 2014-15

Yolanda Richardson \_\_\_\_\_ 2012-13

Naama Shafir \_\_\_\_\_ 2009-10; 2010-11; 2012-13

Courtney Ingersoll \_\_\_\_\_ 2011-12

Haylie Linn \_\_\_\_\_ 2011-12

Melissa Goodall \_\_\_\_\_ 2010-11

Lisa Johnson \_\_\_\_\_ 2008-09

### WBCA REGION 4 COACH OF THE YEAR

Tricia Cullop \_\_\_\_\_ 2012-13

### STATE FARM COACHES ALL-AMERICA TEAM REGIONAL FINALIST

Naama Shafir \_\_\_\_\_ 2010-11; 2012-13

Tanika Mays \_\_\_\_\_ 2009-10

### WBCA 'SO YOU WANT TO BE A COACH' PARTICIPANT

Nakiah Black \_\_\_\_\_ 2019-20


Arianne Whitaker \_\_\_\_\_ 2019-20

Jay-Ann Bravo-Harriott \_\_\_\_\_ 2017-18

Haylie Linn \_\_\_\_\_ 2011-12







## #1 Nan Garcia

Junior • Guard/Forward • 6-0 • Jeffersonville, Ind. • Jeffersonville HS • Penn State • Major: Business

### Career By The Numbers

Double-Figure Scoring: 7  
Double-Figure Rebounding: 1  
Led UT in Scoring\*: 2  
Led UT in Rebounding\*: 2  
Led UT in Assists\*: 0  
Led UT in Steals\*: 2  
Double-Doubles: 1

\* Includes Tied for Team Lead

### Notes

- 10 points in season opener vs. Wright State
- Played in 26 games last season; missed eight games due to injury.
- Scored in double figure six times last year.
- Played 2020-21 season at Penn State.
- Represented Puerto Rico, her home country, in the summer of 2019 in the FIBA Centrobasket U17 Women's Championships

## Game-by-Game Statistics

### #1 GARCIA, Nan

Opponent	Date	GS	MIN	Total		3-Pointers		Free throws		Rebounds										
				FG-FGA	PCT	3FG-3FGA	PCT	FT-FTA	PCT	OFF	DEF	TOT	AVG	PF	A	TO	BLK	STL	PTS	AVG
Wright St.	11/07/2022		14:08	4-8	.500	2-4	.500	0-0	.000	1	5	6	6.0	1	0	0	0	0	10	10.0
Canisius	11/11/2022		09:08	2-2	1.000	0-0	.000	0-0	.000	0	1	1	3.5	2	0	1	0	0	4	7.0
<b>Totals</b>		<b>0</b>	<b>23:16</b>	<b>6-10</b>	<b>.600</b>	<b>2-4</b>	<b>.500</b>	<b>0-0</b>	<b>.000</b>	<b>1</b>	<b>6</b>	<b>7</b>	<b>3.5</b>	<b>3</b>	<b>0</b>	<b>1</b>	<b>0</b>	<b>0</b>	<b>14</b>	<b>7.0</b>

## SEASON HIGHS

**Points:** 10 vs. Wright State (11/7/22)  
**Rebounds:** 6 vs. Wright State (11/7/22)  
**Assists:** ---  
**Blocks:** ---  
**Steals:** ---  
**Field Goals:** 4 vs. Wright State (11/7/22)  
**Free Throws:** ---  
**3-Point FGs:** 2 vs. Wright State (11/7/22)  
**Minutes:** 14:08 vs. Wright State (11/7/22)


## CAREER HIGHS

**Points:** 20 vs. St. Francis (12/8/21)  
**Rebounds:** 12 vs. Seton Hall (11/26/21)  
**Assists:** 2 vs. Loyola-Maryland (12/11/21)  
**Blocks:** 1 (10 times, last vs. Ohio (3/9/22))  
**Steals:** 2 vs. Houston Baptist (3/18/22)  
**Field Goals:** 8 vs. St. Francis (12/8/21)  
**Free Throws:** 4 (2 times, last at Ohio (2/16/22))  
**3-Point FGs:** 3 vs. St. Francis (12/8/21)  
**Minutes:** 23:56 vs. Loyola-Maryland (12/11/21)

### GARCIA, Nan

				Field Goals		3-Point		F-Throws		Rebounds											Scoring	
SEASON	TEAM	GP-GS	MIN/AVG	FG-FGA	FG%	3FG-3FGA	3FG%	FT-FTA	FT%	OFF	DEF	TOT	AVG	PF-FO	A	TO	BLK	STL	PTS	AVG		
2020-21	PSU	13-0	116/8.9	11-23	.478	6-13	.462	3-8	.375	10	19	29	2.2	12-0	5	8	2	2	31	2.4		
2021-22	UT	26-4	351/13.5	56-142	.394	16-58	.276	21-31	.677	15	72	87	3.3	39-1	8	29	8	13	149	5.7		
2022-23	UT	2-0	23/11.6	6-10	.600	2-4	.500	0-0	.000	1	6	7	3.5	3-0	0	1	0	0	14	7.0		
<b>TOTAL FOR UT</b>		<b>28-4</b>	<b>374/13.4</b>	<b>62-152</b>	<b>.408</b>	<b>18-62</b>	<b>.290</b>	<b>21-31</b>	<b>.677</b>	<b>16</b>	<b>78</b>	<b>94</b>	<b>3.4</b>	<b>42-1</b>	<b>8</b>	<b>30</b>	<b>8</b>	<b>13</b>	<b>163</b>	<b>5.8</b>		
<b>TOTAL</b>		<b>41-4</b>	<b>489/11.9</b>	<b>73-175</b>	<b>.417</b>	<b>24-75</b>	<b>.320</b>	<b>24-39</b>	<b>.615</b>	<b>26</b>	<b>97</b>	<b>123</b>	<b>3.0</b>	<b>54-1</b>	<b>13</b>	<b>38</b>	<b>10</b>	<b>15</b>	<b>194</b>	<b>4.7</b>		





## #2 Sophia Wiard (C) (pronounced like WIRED)

Senior • Guard • 5-7 • Muskegon, Mich. • Oakridge HS • Major: Business

### Career By The Numbers

40+ Point Games: 1  
30+ Point Games: 1  
20+ Point Games: 9  
Double -Doubles: 5  
Double-Figure Scoring: 44  
Double-Figure Rebounding: 4  
Led UT in Scoring\*: 12  
Led UT in Rebounding\*: 15  
Led UT in Assists\*: 45  
Led UT in Steals\*: 18

\* Includes Tied for Team Lead

### Notes

- Preseason First-Team All-MAC
- 2021-22 Second Team All-MAC
- Led MAC in A/T ratio each of last two seasons
- Program's all-time leading FT shooter (83.9%)
- 2022 MAC All-Tournament Team
- 3x Team Captain (2020-21; 2021-22; 2022-23)
- 1x MAC Player of the Week
- 42 points and 16 made field goals at NIU (12/10/20) tied school record

## Game-by-Game Statistics

### #2 WIARD, Sophia

Opponent	Date	GS	MIN	Total		3-Pointers		Free throws		Rebounds				PF	A	TO	BLK	STL	PTS	AVG
				FG-FGA	PCT	3FG-3FGA	PCT	FT-FTA	PCT	OFF	DEF	TOT	AVG							
Wright St.	11/07/2022	*	20:24	1-3	.333	0-0	.000	0-0	.000	0	2	2	2.0	2	5	0	0	3	2	2.0
Canisius	11/11/2022	*	30:11	6-8	.750	4-4	1.000	4-4	1.000	1	3	4	3.0	0	6	2	0	0	20	11.0
<b>Totals</b>			<b>2 50:35</b>	<b>7-11</b>	<b>.636</b>	<b>4-4</b>	<b>1.000</b>	<b>4-4</b>	<b>1.000</b>	<b>1</b>	<b>5</b>	<b>6</b>	<b>3.0</b>	<b>2</b>	<b>11</b>	<b>2</b>	<b>0</b>	<b>3</b>	<b>22</b>	<b>11.0</b>

## SEASON HIGHS

**Points:** 20 vs. Canisius (11/11/22)  
**Rebounds:** 4 vs. Canisius (11/11/22)  
**Assists:** 6 vs. Canisius (11/11/22)  
**Blocks:** ---  
**Steals:** 3 vs. Wright State (11/7/22)  
**Field Goals:** 6 vs. Canisius (11/11/22)  
**Free Throws:** 4 vs. Canisius (11/11/22)  
**3-Point FGs:** 4 vs. Canisius (11/11/22)  
**Minutes:** 30:11 vs. Canisius (11/11/22)

## CAREER HIGHS

**Points:** 42 at Northern Illinois (12/10/20)  
**Rebounds:** 11 (2 times, last at Akron (2/5/22))  
**Assists:** 10 vs. Ohio (3/9/22)  
**Blocks:** 2 (5 times, last vs. Kent State (3/21/22))  
**Steals:** 6 vs. Kent St. (12/13/20)  
**Field Goals:** 16 at Northern Illinois (12/10/20)  
**Free Throws:** 11 at Akron (2/5/22)  
**3-Point FGs:** 7 at Northern Illinois (12/10/20)  
**Minutes:** 43:39 at Kent St. (2/8/21)

### WIARD, Sophia

				Field Goals		3-Point		F-Throws		Rebounds				Scoring						
SEASON	TEAM	GP-GS	MIN/AVG	FG-FGA	FG%	3FG-3FGA	3FG%	FT-FTA	FT%	OFF	DEF	TOT	AVG	PF-FO	A	TO	BLK	STL	PTS	AVG
2019-20	UT	31-0	462/14.9	32-80	.400	7-16	.438	47-55	.855	18	59	77	2.5	37-0	60	37	3	10	118	3.8
2020-21	UT	24-24	858/35.8	101-270	.374	41-111	.369	85-104	.817	10	117	127	5.3	61-0	103	53	11	42	328	13.7
2021-22	UT	34-34	1214/35.7	148-316	.468	40-105	.381	93-110	.845	8	182	190	5.6	60-1	162	65	10	31	429	12.6
2022-23	UT	2-2	51/25.3	7-11	.636	4-4	1.000	4-4	1.000	1	5	6	3.0	2-0	11	2	0	3	22	11.0
<b>TOTAL</b>		<b>91-60</b>	<b>2585/28.4</b>	<b>288-677</b>	<b>.425</b>	<b>92-236</b>	<b>.390</b>	<b>229-273</b>	<b>.839</b>	<b>37</b>	<b>363</b>	<b>400</b>	<b>4.4</b>	<b>160-1</b>	<b>336</b>	<b>157</b>	<b>24</b>	<b>86</b>	<b>897</b>	<b>9.9</b>





## #3 Ella Doherty

Sophomore • Guard • 5-11 • Powmill, Scotland • Major: Business

### Career By The Numbers

Led UT in Scoring\*: 0

Led UT in Rebounding\*: 0

Led UT in Assists\*: 0

\* Includes Tied for Team Lead

### Notes

- Has not played this year due to injury
- Played in 10 games last season
- Competed for the Great Britain National Team at the 2019 FIBA U-16 Women's European Championships (Division B) in Sofia, Bulgaria
- Member of the Perth Phoenix from 2011-19
- U-16 team captured back-to-back Scottish League titles in 2018 and 2019

## Game-by-Game Statistics

### SEASON HIGHS

Points: ---  
Rebounds: ---  
Assists: ---  
Blocks: ---  
Steals: ---  
Field Goals: ---  
Free Throws: ---  
3-Point FGs: ---  
Minutes: ---

### CAREER HIGHS

Points: 6 vs. St. Francis (12/8/21)  
Rebounds: 2 at Central Michigan (2/23/22)  
Assists: N/A  
Blocks: N/A  
Steals: N/A  
Field Goals: 2 vs. St. Francis (12/8/21)  
Free Throws: N/A  
3-Point FGs: 2 vs. St. Francis (12/8/21)  
Minutes: 3:46 vs. St. Francis (12/8/21)

### DOHERTY, Ella

				Field Goals		3-Point		F-Throws		Rebounds										Scoring	
SEASON	TEAM	GP-GS	MIN/AVG	FG-FGA	FG%	3FG-3FGA	3FG%	FT-FTA	FT%	OFF	DEF	TOT	AVG	PF-FO	A	TO	BLK	STL	PTS	AVG	
2021-22	UT	10-0	20/2.0	2-4	.500	2-2	1.000	0-0	.000	0	2	2	0.2	1-0	0	2	0	0	6	0.6	
TOTAL		10-0	20/2.0	2-4	.500	2-2	1.000	0-0	.000	0	2	2	0.2	1-0	0	2	0	0	6	0.6	







## #4 Soleil Barnes

Senior • Guard • 5-6 • Southfield, Mich. • Southfield HS for Arts & Technology • Major: Media Communications

### Career By The Numbers

Double-Figure Scoring: 3  
Led UT in Scoring\*: 1  
Led UT in Rebounding\*: 0  
Led UT in Assists\*: 0  
Led UT in Steals\*: 1

\* Includes Tied for Team Lead

### Notes

- Made at least one three in six of 11 MAC games played last season
- Missed the first 13 games last year due to injury
- Played in 12 games in 2020-21; Missed first 12 games of season due to injury
- Scored career-high 19 points at Buffalo after returning from injury (1/23/21)

## Game-by-Game Statistics

### #4 BARNES, Soleil

Opponent	Date	GS	MIN	Total		3-Pointers		Free throws		Rebounds											
				FG-FGA	PCT	3FG-3FGA	PCT	FT-FTA	PCT	OFF	DEF	TOT	AVG	PF	A	TO	BLK	STL	PTS	AVG	
Wright St.	11/07/2022		16:12	2-5	.400	2-4	.500	0-0	.000	0	4	4	4.0	1	1	1	0	0	6	6.0	
Canisius	11/11/2022		09:02	0-2	.000	0-1	.000	0-0	.000	0	3	3	3.5	1	0	0	0	0	0	3.0	
Totals		0	25:14	2-7	.286	2-5	.400	0-0	.000	0	7	7	3.5	2	1	1	0	0	6	3.0	

## SEASON HIGHS

**Points:** 6 vs. Wright State (11/7/22)  
**Rebounds:** 4 vs. Wright State (11/7/22)  
**Assists:** 1 vs. Wright State (11/7/22)  
**Blocks:** ---  
**Steals:** ---  
**Field Goals:** 2 vs. Wright State (11/7/22)  
**Free Throws:** ---  
**3-Point FGs:** 2 vs. Wright State (11/7/22)  
**Minutes:** 16:12 vs. Wright State (11/7/22)

## CAREER HIGHS

**Points:** 19 at Buffalo (1/23/21)  
**Rebounds:** 5 vs. Bowling Green (1/18/20)  
**Assists:** 3 at Detroit Mercy (12/14/19)  
**Blocks:** 1 vs. Akron (1/15/20)  
**Steals:** 2 vs. Kent State (3/21/22)  
**Field Goals:** 6 at Buffalo (1/23/21)  
**Free Throws:** 2 (3 times, last vs. Buffalo (2/10/21))  
**3-Point FGs:** 5 at Buffalo (1/23/21)  
**Minutes:** 24:51 at Buffalo (1/23/21)

### BARNES, Soleil

				Field Goals		3-Point		F-Throws		Rebounds									Scoring	
SEASON	TEAM	GP-GS	MIN/AVG	FG-FGA	FG%	3FG-3FGA	3FG%	FT-FTA	FT%	OFF	DEF	TOT	AVG	PF-FO	A	TO	BLK	STL	PTS	AVG
2019-20	UT	20-0	201/10.0	23-80	.288	16-64	.250	10-15	.667	5	23	28	1.4	15-0	12	21	1	1	72	3.6
2020-21	UT	12-0	170/14.1	20-58	.345	17-46	.370	5-6	.833	6	14	20	1.7	13-0	2	7	0	5	62	5.2
2021-22	UT	14-0	88/6.3	10-32	.313	9-29	.310	1-2	.500	5	5	10	0.7	4-0	3	4	0	3	30	2.1
2022-23	UT	2-0	25/12.6	2-7	.286	2-5	.400	0-0	.000	0	7	7	3.5	2-0	1	1	0	0	6	3.0
TOTAL		48-0	484/10.1	55-177	.311	44-144	.306	16-23	.696	16	49	65	1.4	34-0	18	33	1	9	170	3.5





## #5 Quinesha Lockett (C)

Senior • Guard/Forward • 5-10 • Omaha, Neb. • Benson HS • Major: University Studies

### Career By The Numbers

30+ Point Games: 5  
20+ Point Games: 30  
Double-Doubles: 5  
Double-Figure Scoring: 73  
Double-Figure Rebounding: 5  
Led UT in Scoring\*: 51  
Led UT in Rebounding\*: 14  
Led UT in Assists\*: 14  
Led UT in Steals\*: 47

\*Includes Tied for Team Lead

### Notes

- Double-double vs. Canisius (27 PTS, 10 REB)
- Becky Hammon Mid-Major POTY Preseason Watch List
- Preseason First-Team All-MAC
- 2021-22 First Team All-MAC
- 16th all-time in scoring in school history; four points away from moving into 15th place (Inma Zanoquera)
- 2x MAC Player of the Week
- 3x Team Captain (2020-21; 2021-22; 2022-23)
- 2020-21 Third Team All-MAC

## Game-by-Game Statistics

### #5 LOCKETT, Quinesha

Opponent	Date	GS	MIN	Total		3-Pointers		Free throws		Rebounds				PF	A	TO	BLK	STL	PTS	AVG
				FG-FGA	PCT	3FG-3FGA	PCT	FT-FTA	PCT	OFF	DEF	TOT	AVG							
Wright St.	11/07/2022	*	21:41	5-13	.385	0-3	.000	0-2	.000	1	3	4	4.0	1	4	1	0	1	10	10.0
Canisius	11/11/2022	*	27:28	10-19	.526	3-7	.429	4-4	1.000	3	7	10	7.0	3	6	1	0	2	27	18.5
<b>Totals</b>		<b>2</b>	<b>49:09</b>	<b>15-32</b>	<b>.469</b>	<b>3-10</b>	<b>.300</b>	<b>4-6</b>	<b>.667</b>	<b>4</b>	<b>10</b>	<b>14</b>	<b>7.0</b>	<b>4</b>	<b>10</b>	<b>2</b>	<b>0</b>	<b>3</b>	<b>37</b>	<b>18.5</b>

## SEASON HIGHS

**Points:** 27 vs. Canisius (11/11/22)

**Rebounds:** 10 vs. Canisius (11/11/22)

**Assists:** 6 vs. Canisius (11/11/22)

**Blocks:** ---

**Steals:** 2 vs. Canisius (11/11/22)

**Field Goals:** 10 vs. Canisius (11/11/22)

**Free Throws:** 4 vs. Canisius (11/11/22)

**3-Point FGs:** 3 vs. Canisius (11/11/22)

**Minutes:** 27:28 vs. Canisius (11/11/22)

## CAREER HIGHS

**Points:** 37 at Marquette (3/24/22)

**Rebounds:** 12 (2 times, last vs. Central Michigan (1/12/22))

**Assists:** 7 vs. Buffalo (1/22/22)

**Blocks:** 3 vs. Ohio (1/26/22)

**Steals:** 5 vs. Bowling Green (2/12/22)

**Field Goals:** 13 (2 times, last at Western Michigan (3/3/21))

**Free Throws:** 9 (2 times, last at Marquette (3/24/22))

**3-Point FGs:** 6 at Ball St. (1/6/21)

**Minutes:** 43:50 at Kent St. (2/8/21)

### LOCKETT, Quinesha

SEASON	TEAM	GP-GS	MIN/AVG	Field Goals		3-Point		F-Throws		Rebounds				Scoring						
				FG-FGA	FG%	3FG-3FGA	3FG%	FT-FTA	FT%	OFF	DEF	TOT	AVG	PF-FO	A	TO	BLK	STL	PTS	AVG
2019-20	UT	31-24	809/26.1	110-279	.394	19-79	.241	49-79	.620	54	50	104	3.4	87-4	43	53	7	36	288	9.3
2020-21	UT	24-24	798/33.3	173-364	.475	46-125	.368	78-96	.813	41	86	127	5.3	67-1	68	65	8	48	470	19.6
2021-22	UT	35-35	1164/33.3	219-544	.403	63-219	.288	125-158	.791	58	139	197	5.6	84-2	99	91	15	62	626	17.9
2022-23	UT	2-2	49/24.6	15-32	.469	3-10	.300	4-6	.667	4	10	14	7.0	4-0	10	2	0	3	37	18.5
<b>TOTAL</b>		<b>92-85</b>	<b>2821/30.7</b>	<b>517-1219</b>	<b>.424</b>	<b>131-433</b>	<b>.303</b>	<b>256-339</b>	<b>.755</b>	<b>157</b>	<b>285</b>	<b>442</b>	<b>4.8</b>	<b>242-7</b>	<b>220</b>	<b>211</b>	<b>30</b>	<b>149</b>	<b>1421</b>	<b>15.4</b>





## #10 Justina King

Senior • Guard • 5-8 • Scarborough, Ont. • Ribet Academy • Long Beach State • Major: Liberal Studies (Masters)

### Career By The Numbers<sup>^</sup>

20+ Point Games: 11  
Double-Figure Scoring: 74  
Led UT in Scoring\*: 0  
Led UT in Rebounding\*: 0  
Led UT in Assists\*: 0  
Led UT in Steals\*: 0

\* Includes Tied for Team Lead

<sup>^</sup> Includes statistics from previous institution

### Notes

- Transferred to Toledo after playing four seasons at Long Beach State
- Three-time All-Big West Selection
- Two-time Big West All-Defensive Team
- 2018-19 Big West Freshman of the Year
- 1,313 career points ranks 11th all-time at Long Beach State

## Game-by-Game Statistics

### #10 KING, Justina

Opponent	Date	GS		MIN	Total		3-Pointers		Free throws		Rebounds				PF		A		TO		BLK		STL		PTS		AVG
					FG-FGA	PCT	3FG-3FGA	PCT	FT-FTA	PCT	OFF	DEF	TOT	AVG													
Wright St.	11/07/2022			21:43	2-8	.250	1-4	.250	0-0	.000	0	2	2	2.0	0	1	1	0	2	5	5.0						
Canisius	11/11/2022			21:13	1-6	.167	0-2	.000	8-9	.889	1	1	2	2.0	0	1	3	0	1	10	7.5						
<b>Totals</b>		<b>0</b>	<b>42:56</b>		<b>3-14</b>	<b>.214</b>	<b>1-6</b>	<b>.167</b>	<b>8-9</b>	<b>.889</b>	<b>1</b>	<b>3</b>	<b>4</b>	<b>2.0</b>	<b>0</b>	<b>2</b>	<b>4</b>	<b>0</b>	<b>3</b>	<b>15</b>	<b>7.5</b>						

## SEASON HIGHS

**Points:** 10 vs. Canisius (11/11/22)  
**Rebounds:** 2 (2 times, last vs. Canisius (11/11/22))  
**Assists:** 1 (2 times, last vs. Canisius (11/11/22))  
**Blocks:** ---  
**Steals:** 2 vs. Wright State (11/7/22)  
**Field Goals:** 2 vs. Wright State (11/7/22)  
**Free Throws:** 8 vs. Canisius (11/11/22)  
**3-Point FGs:** 1 vs. Wright State (11/7/22)  
**Minutes:** 21:43 vs. Wright State (11/7/22)

## CAREER HIGHS

**Points:** 29 at Montana State (11/30/18)  
**Rebounds:** 6 (three times, last at UC Santa Barbara (1/13/22))  
**Assists:** 10 at Cal State Fullerton  
**Blocks:** 1 (14 times, last Oregon State (3/17/22))  
**Steals:** 5 (5 times, last vs. UC Irvine (2/26/22))  
**Field Goals:** 9 vs. Westmont (12/12/20)  
**Free Throws:** 12 vs. Cal State Fullerton (1/9/21)  
**3-Point FGs:** 4 at UCLA (11/14/19)  
**Minutes:** 50:00 at Cal Poly (2/5/22)  
\* Occurred at Long Beach State

### KING, Justina

				Field Goals		3-Point		F-Throws		Rebounds									Scoring	
SEASON	TEAM	GP-GS	MIN/AVG	FG-FGA	FG%	3FG-3FGA	3FG%	FT-FTA	FT%	OFF	DEF	TOT	AVG	PF-FO	A	TO	BLK	STL	PTS	AVG
2018-19	LBSU	31-31	1090/35.2	90-264	.341	34-124	.274	70-98	.714	13	39	52	1.7	49-1	107	90	3	47	284	9.2
2019-20	LBSU	30-30	1131/37.7	136-378	.360	38-139	.273	98-129	.760	17	42	59	2.0	43-1	97	99	1	53	408	13.6
2020-21	LBSU	21-21	789/37.6	100-293	.341	21-78	.269	66-90	.733	22	46	68	3.2	31-0	77	64	4	45	287	13.7
2021-22	LBSU	28-28	1026/36.7	118-355	.332	26-101	.257	72-96	.750	14	51	65	2.3	45-0	123	77	6	57	334	11.9
2022-23	UT	2-0	43/21.5	3-14	.214	1-6	.167	8-9	.889	1	3	4	2.0	0-0	2	4	0	3	15	7.5
TOTAL FOR UT		2-0	43/21.5	3-14	.214	1-6	.167	8-9	.889	1	3	4	2.0	0-0	2	4	0	3	15	7.5
TOTAL		112-110	4080/36.4	447-1304	.343	120-448	.268	314-422	.744	67	181	248	2.2	168-2	406	334	14	205	1328	11.9







## #12 Jayda Jansen

Senior • Guard • 5-9 • Sun Prairie, Wis. • Sun Prairie HS • Maryville (Mo.) • Major: Communications

### Career By The Numbers^

30+ Point Games: 1  
20+ Point Games: 15  
Double-Figure Scoring: 59  
Led UT in Scoring\*: 0  
Led UT in Rebounding\*: 0  
Led UT in Assists\*: 3  
Led UT in Steals\*: 4

\*Includes Tied for Team Lead

^ Includes statistics from previous institution

### Notes

- Scored 12 points in season opener vs. Wright State  
- Played in all 35 games last season, averaging 6.0 PPG and scoring in double figures 10 times  
- Played three seasons at Maryville (Mo.)  
- 2020-21 Great Lakes Valley Conference (GLVC) Defensive Player of the Year  
- Sun Prairie High School's all-time leading scorer

## Game-by-Game Statistics

### #12 JANSEN, Jayda

Opponent	Date	GS	MIN	Total		3-Pointers		Free throws		Rebounds				PF	A	TO	BLK	STL	PTS	AVG
				FG-FGA	PCT	3FG-3FGA	PCT	FT-FTA	PCT	OFF	DEF	TOT	AVG							
Wright St.	11/07/2022		21:43	4-4	1.000	2-2	1.000	2-2	1.000	0	1	1	1.0	0	3	0	0	1	12	12.0
Canisius	11/11/2022		12:56	1-5	.200	0-1	.000	2-2	1.000	2	0	2	1.5	4	0	0	0	1	4	8.0
<b>Totals</b>		<b>0</b>	<b>34:39</b>	<b>5-9</b>	<b>.556</b>	<b>2-3</b>	<b>.667</b>	<b>4-4</b>	<b>1.000</b>	<b>2</b>	<b>1</b>	<b>3</b>	<b>1.5</b>	<b>4</b>	<b>3</b>	<b>0</b>	<b>0</b>	<b>2</b>	<b>16</b>	<b>8.0</b>

## SEASON HIGHS

**Points:** 12 vs. Wright State (11/7/22)  
**Rebounds:** 2 vs. Canisius (11/11/22)  
**Assists:** 3 vs. Wright State (11/7/22)  
**Blocks:** ---  
**Steals:** 1 (2 times, last vs. Canisius (11/11/22))  
**Field Goals:** 4 vs. Wright State (11/7/22)  
**Free Throws:** 2 (2 times, last vs. Canisius (11/11/22))  
**3-Point FGs:** 2 vs. Wright State (11/7/22)  
**Minutes:** 21:43 vs. Wright State (11/7/22)

## CAREER HIGHS

**Points\*:** 32 vs. Truman State (2/27/20)  
**Rebounds\*:** 9 at Rockhurst (1/23/21)  
**Assists\*:** 7 vs. Winona State (11/22/19)  
**Blocks\*:** 4 vs. Truman State (3/8/19)  
**Steals\*:** 6 at Lindenwood (2/11/21)  
**Field Goals\*:** 11 vs. Truman State (2/27/20)  
**Free Throws\*:** 8 vs. Northwest Missouri State (11/17/18)  
**3-Point FGs\*:** 6 vs. Truman State (2/27/20)  
**Minutes\*:** 42:57 vs. Quincy (1/12/21)  
\* Occurred at Maryville

### JANSEN, Jayda

				Field Goals		3-Point		F-Throws		Rebounds				Scoring						
SEASON	TEAM	GP-GS	MIN/AVG	FG-FGA	FG%	3FG-3FGA	3FG%	FT-FTA	FT%	OFF	DEF	TOT	AVG	PF-FO	A	TO	BLK	STL	PTS	AVG
2018-19	Mary	26-2	492/18.9	60-158	.380	12-47	.255	46-61	.754	11	42	53	2.0	48-1	29	32	11	23	178	6.8
2019-20	Mary	28-28	897/32.0	149-374	.398	56-145	.386	44-59	.746	14	61	75	2.7	64-1	86	68	13	29	398	14.2
2020-21	Mary	21-21	729/34.7	154-342	.450	43-110	.391	50-71	.704	6	68	74	3.5	41-1	50	48	8	55	401	19.1
2021-22	UT	35-1	742/21.2	64-164	.390	33-95	.347	49-64	.766	12	46	58	1.7	43-0	53	30	9	18	210	6.0
2022-23	UT	2-0	35/17.3	5-9	.556	2-3	.667	4-4	1.000	2	1	3	1.5	4-0	3	0	0	2	16	8.0
<b>TOTAL FOR UT</b>		<b>37-1</b>	<b>776/21.0</b>	<b>69-173</b>	<b>.399</b>	<b>35-98</b>	<b>.357</b>	<b>53-68</b>	<b>.779</b>	<b>14</b>	<b>47</b>	<b>61</b>	<b>1.6</b>	<b>47-0</b>	<b>56</b>	<b>30</b>	<b>9</b>	<b>20</b>	<b>226</b>	<b>6.1</b>
<b>TOTAL</b>		<b>112-52</b>	<b>2895/25.8</b>	<b>432-1047</b>	<b>.413</b>	<b>146-400</b>	<b>.365</b>	<b>193-259</b>	<b>.745</b>	<b>45</b>	<b>218</b>	<b>263</b>	<b>2.3</b>	<b>200-3</b>	<b>221</b>	<b>178</b>	<b>41</b>	<b>127</b>	<b>1203</b>	<b>10.7</b>





## #13 Lonasia Brewer (luh-NASIA)

Junior • Forward • 5-11 • Akron, Ohio • Archbishop Hoban HS • Akron • Major: Management

### Career By The Numbers<sup>^</sup>

20+ Point Games: 3  
Double-Figure Scoring: 20  
Double-Figure Rebounding: 2  
Double-Doubles: 2  
Led UT in Scoring\*: 0  
Led UT in Rebounding\*: 0  
Led UT in Assists\*: 0  
Led UT in Steals\*: 0

\* Includes Tied for Team Lead

<sup>^</sup> Includes statistics from previous institution

### Notes

- Season-high 7 rebounds last game vs. Canisius
- Transferred to Toledo after playing three years at Akron, playing in 78 contests for the Zips
- Started 26 games last year, averaging 7.6 PPG and 4.9 RPG
- Nine double-digit scoring efforts in 2021-22

## Game-by-Game Statistics

### #13 BREWER, Lonasia

Opponent	Date	GS	MIN	Total		3-Pointers		Free throws		Rebounds				PF	A	TO	BLK	STL	PTS	AVG
				FG-FGA	PCT	3FG-3FGA	PCT	FT-FTA	PCT	OFF	DEF	TOT	AVG							
Wright St.	11/07/2022		11:05	2-2	1.000	0-0	.000	0-0	.000	3	1	4	4.0	0	0	0	0	0	4	4.0
Canisius	11/11/2022		17:48	0-2	.000	0-0	.000	3-8	.375	5	2	7	5.5	3	2	3	0	1	3	3.5
<b>Totals</b>		<b>0</b>	<b>28:53</b>	<b>2-4</b>	<b>.500</b>	<b>0-0</b>	<b>.000</b>	<b>3-8</b>	<b>.375</b>	<b>8</b>	<b>3</b>	<b>11</b>	<b>5.5</b>	<b>3</b>	<b>2</b>	<b>3</b>	<b>0</b>	<b>1</b>	<b>7</b>	<b>3.5</b>

## SEASON HIGHS

**Points:** 4 vs. Wright State (11/7/22)  
**Rebounds:** 7 vs. Canisius (11/11/22)  
**Assists:** 2 vs. Canisius (11/11/22)  
**Blocks:** ---  
**Steals:** 1 vs. Canisius (11/11/22)  
**Field Goals:** 2 vs. Wright State (11/7/22)  
**Free Throws:** 3 vs. Canisius (11/11/22)  
**3-Point FGs:** ---  
**Minutes:** 17:48 vs. Canisius (11/11/22)

## CAREER HIGHS

**Points:** 22 at Ohio (2/26/22)  
**Rebounds:** 12 vs. Detroit Mercy (11/29/21)  
**Assists:** 7 at Ohio (2/26/22)  
**Blocks:** 3 vs. North Carolina A&T (12/16/19)  
**Steals:** 6 at Ball State (2/6/21)  
**Field Goals:** 9 at Ohio (2/26/22)  
**Free Throws:** 7 at Buffalo (12/13/20)  
**3-Point FGs:** 2 at Toledo (1/2/21)  
**Minutes:** 36:42 at Ball State (2/6/21)  
 \* Occurred at Akron

### BREWER, Lonasia

				Field Goals		3-Point		F-Throws		Rebounds				Scoring						
SEASON	TEAM	GP-GS	MIN/AVG	FG-FGA	FG%	3FG-3FGA	3FG%	FT-FTA	FT%	OFF	DEF	TOT	AVG	PF-FO	A	TO	BLK	STL	PTS	AVG
2019-20	UA	28-0	226/8.1	26-63	.413	0-1	.000	7-16	.438	15	17	32	1.1	34-0	4	25	10	6	59	2.1
2020-21	UA	21-21	551/26.2	93-193	.482	6-19	.316	25-36	.694	30	78	108	5.1	50-2	19	44	8	30	217	10.3
2021-22	UA	29-27	631/21.8	91-204	.446	5-20	.250	29-55	.527	52	89	141	4.9	47-1	48	57	13	17	216	7.4
2022-23	UT	2-0	29/14.4	2-4	.500	0-0	.000	3-8	.375	8	3	11	5.5	3-0	2	3	0	1	7	3.5
<b>TOTAL FOR UT</b>		<b>2-0</b>	<b>29/14.4</b>	<b>2-4</b>	<b>.500</b>	<b>0-0</b>	<b>.000</b>	<b>3-8</b>	<b>.375</b>	<b>8</b>	<b>3</b>	<b>11</b>	<b>5.5</b>	<b>3-0</b>	<b>2</b>	<b>3</b>	<b>0</b>	<b>1</b>	<b>7</b>	<b>3.5</b>
<b>TOTAL</b>		<b>80-48</b>	<b>1437/18.0</b>	<b>212-464</b>	<b>.457</b>	<b>11-40</b>	<b>.275</b>	<b>64-115</b>	<b>.557</b>	<b>105</b>	<b>187</b>	<b>292</b>	<b>3.7</b>	<b>134-3</b>	<b>73</b>	<b>129</b>	<b>31</b>	<b>54</b>	<b>499</b>	<b>6.2</b>





## #22 Khera Goss (C) (CARE-uh, Pronounced like BOSS)

Junior • Guard • 5-9 • Indianapolis, Ind. • Ben Davis HS • Major: Psychology

### Career By The Numbers

Double-Figure Scoring: 16

Led UT in Scoring\*: 0

Led UT in Rebounding\*: 0

Led UT in Assists\*: 2

Led UT in Steals\*: 12

\* Includes Tied for Team Lead

### Notes

- Team Captain (2022-23)
- 2021-22 MAC All-Defense Team
- Scored in double figures in 11 games last season, including three postseason games
- Voted team's best defensive player each of last two seasons
- Started 23 games as a true freshman in 2020-21

## Game-by-Game Statistics

### #22 GOSS, Khera

Opponent	Date	GS	MIN	Total		3-Pointers		Free throws		Rebounds							
				FG-FGA	PCT	3FG-3FGA	PCT	FT-FTA	PCT	OFF	DEF	TOT	AVG	PF	A	TO	BLK
Wright St.	11/07/2022	*	18:17	4-7	.571	1-3	.333	0-0	.000	0	1	1	1.0	1	1	0	1
Canisius	11/11/2022	*	19:10	3-6	.500	2-5	.400	2-2	1.000	1	0	1	1.0	3	1	0	1
<b>Totals</b>		<b>2</b>	<b>37:27</b>	<b>7-13</b>	<b>.538</b>	<b>3-8</b>	<b>.375</b>	<b>2-2</b>	<b>1.000</b>	<b>1</b>	<b>1</b>	<b>2</b>	<b>1.0</b>	<b>4</b>	<b>2</b>	<b>0</b>	<b>1</b>

## SEASON HIGHS

**Points:** 10 vs. Canisius (11/11/22)

**Rebounds:** 1 (2 times, last vs. Canisius (11/11/22))

**Assists:** 1 (2 times, last vs. Canisius (11/11/22))

**Blocks:** 1 vs. Wright State (11/7/22)

**Steals:** 1 vs. Canisius (11/11/22)

**Field Goals:** 4 vs. Wright State (11/7/22)

**Free Throws:** 2 vs. Canisius (11/11/22)

**3-Point FGs:** 2 vs. Canisius (11/11/22)

**Minutes:** 19:10 vs. Canisius (11/11/22)

## CAREER HIGHS

**Points:** 13 (2 times, last vs. Central Michigan (1/12/22))

**Rebounds:** 6 at Ball St. (1/6/21)

**Assists:** 4 (2 times, last vs. Ohio (3/9/22))

**Blocks:** 2 vs. St. Francis (12/8/21)

**Steals:** 5 vs. Eastern Michigan (3/6/21)

**Field Goals:** 6 vs. Houston Baptist (3/18/22)

**Free Throws:** 5 (2 times, last vs. Western Michigan (3/5/22))

**3-Point FGs:** 3 vs. Central Michigan (1/12/22)

**Minutes:** 39:00 vs. Kent St. (12/13/20)

### GOSS, Khera

				Field Goals		3-Point		F-Throws		Rebounds								Scoring		
SEASON	TEAM	GP-GS	MIN/AVG	FG-FGA	FG%	3FG-3FGA	3FG%	FT-FTA	FT%	OFF	DEF	TOT	AVG	PF-FO	A	TO	BLK	STL	PTS	AVG
2020-21	UT	24-23	694/28.9	61-128	.477	9-31	.290	22-46	.478	39	27	66	2.8	62-0	30	25	3	31	153	6.4
2021-22	UT	35-35	1023/29.2	99-202	.490	30-88	.341	27-43	.628	34	52	86	2.5	78-2	51	33	9	29	255	7.3
2022-23	UT	2-2	37/18.7	7-13	.538	3-8	.375	2-2	1.000	1	1	2	1.0	4-0	2	0	1	1	19	9.5
TOTAL		61-60	1754/28.8	167-343	.487	42-127	.331	51-91	.560	74	80	154	2.5	144-2	83	58	13	61	427	7.0





## #24 Yaniah Curry (yuh-NIE-uh)

Junior • Guard/Forward • 5-8 • Cottleville, Mo. • Francos Howell Central HS • Major: Spanish

### Career By The Numbers

Led UT in Scoring\*: 0  
Led UT in Rebounding\*: 0  
Led UT in Assists\*: 0  
Led UT in Steals\*: 0

\* Includes Tied for Team Lead

### Notes

- Seven points in season opener, one off career high
- Made first career start vs. St. Francis (12/8/21).
- 2021-22 Team Captain
- Two-time Academic All-MAC
- Missed entire 2019-20 campaign after tearing Achilles tendon in left leg during final high school game

## Game-by-Game Statistics

### #24 CURRY, Yaniah

Opponent	Date	GS	MIN	Total		3-Pointers		Free throws		Rebounds				PF	A	TO	BLK	STL	PTS	AVG
				FG-FGA	PCT	3FG-3FGA	PCT	FT-FTA	PCT	OFF	DEF	TOT	AVG							
Wright St.	11/07/2022		18:03	2-4	.500	0-0	.000	3-4	.750	0	2	2	2.0	0	3	0	0	0	7	7.0
Canisius	11/11/2022		08:52	0-1	.000	0-1	.000	0-0	.000	1	1	2	2.0	0	0	0	0	0	0	3.5
<b>Totals</b>		<b>0</b>	<b>26:55</b>	<b>2-5</b>	<b>.400</b>	<b>0-1</b>	<b>.000</b>	<b>3-4</b>	<b>.750</b>	<b>1</b>	<b>3</b>	<b>4</b>	<b>2.0</b>	<b>0</b>	<b>3</b>	<b>0</b>	<b>0</b>	<b>0</b>	<b>7</b>	<b>3.5</b>

## SEASON HIGHS

**Points:** 7 vs. Wright State (11/7/22)  
**Rebounds:** 2 (2 times, last vs. Canisius (11/11/22))  
**Assists:** 3 vs. Wright State (11/7/22)  
**Blocks:** ---  
**Steals:** ---  
**Field Goals:** 2 vs. Wright State (11/7/22)  
**Free Throws:** 3 vs. Wright State (11/7/22)  
**3-Point FGs:** ---  
**Minutes:** 18:03 vs. Wright State (11/7/22)

## CAREER HIGHS

**Points:** 8 at Kent State (2/8/21)  
**Rebounds:** 5 at Western Michigan (1/8/22)  
**Assists:** 3 vs. Wright State (11/7/22)  
**Blocks:** 1 (3 times, last vs. Bowling Green (2/12/22))  
**Steals:** 1 (4 times, last at Ball State (1/19/22))  
**Field Goals:** 3 (2 times, last vs. St. Francis (12/8/21))  
**Free Throws:** 3 (2 times, last vs. Wright State (11/7/22))  
**3-Point FGs:** N/A  
**Minutes:** 20:37 at Kent State (2/8/21)

### CURRY, Yaniah

				Field Goals		3-Point		F-Throws		Rebounds				Scoring						
SEASON	TEAM	GP-GS	MIN/AVG	FG-FGA	FG%	3FG-3FGA	3FG%	FT-FTA	FT%	OFF	DEF	TOT	AVG	PF-FO	A	TO	BLK	STL	PTS	AVG
2020-21	UT	20-0	116/5.8	8-30	.267	0-1	.000	7-15	.467	11	11	22	1.1	16-0	2	12	1	0	23	1.2
2021-22	UT	29-1	191/6.6	12-35	.343	0-7	.000	7-16	.438	16	21	37	1.3	16-0	7	11	2	4	31	1.1
2022-23	UT	2-0	27/13.5	2-5	.400	0-1	.000	3-4	.750	1	3	4	2.0	0-0	3	0	0	0	7	3.5
<b>TOTAL</b>		<b>51-1</b>	<b>335/6.6</b>	<b>22-70</b>	<b>.314</b>	<b>0-9</b>	<b>.000</b>	<b>17-35</b>	<b>.486</b>	<b>28</b>	<b>35</b>	<b>63</b>	<b>1.2</b>	<b>32-0</b>	<b>12</b>	<b>23</b>	<b>3</b>	<b>4</b>	<b>61</b>	<b>1.2</b>







## #33 Sammi Mikonowicz (mih-CON-oh-wiz)

Junior • Guard/Forward • 5-10 • Rossford, Ohio • Rossford HS • Major: Early Childhood Education

### Career By The Numbers

20+ Point Games: 1  
 Double-Figure Scoring: 25  
 Double-Figure Rebounding: 12  
 Double-Doubles: 8  
 Led UT in Scoring\*: 4  
 Led UT in Rebounding\*: 21  
 Led UT in Assists\*: 5  
 Led UT in Steals\*: 14

\*Includes Tied for Team Lead

### Notes

- Averaged 8.4 RPG in MAC play last year
- Tied for seventh in school history in career rebounding average (7.0).
- Tied school record with 22 rebounds against Ohio (1/26/22).
- Eight career double-doubles are most on the team
- Has started every game of her career

## Game-by-Game Statistics

### #33 MIKONOWICZ, Sammi

Opponent	Date	GS	MIN	Total		3-Pointers		Free throws		Rebounds											
				FG-FGA	PCT	3FG-3FGA	PCT	FT-FTA	PCT	OFF	DEF	TOT	AVG	PF	A	TO	BLK	STL	PTS	AVG	
Wright St.	11/07/2022	*	21:57	2-4	.500	0-1	.000	0-0	.000	1	5	6	6.0	0	0	2	0	0	4	4.0	
Canisius	11/11/2022	*	31:08	3-8	.375	1-3	.333	2-2	1.000	0	9	9	7.5	2	1	0	2	1	9	6.5	
Totals		2	53:05	5-12	.417	1-4	.250	2-2	1.000	1	14	15	7.5	2	1	2	2	1	13	6.5	

## SEASON HIGHS

**Points:** 9 vs. Canisius (11/11/22)  
**Rebounds:** 9 vs. Canisius (11/11/22)  
**Assists:** 1 vs. Canisius (11/11/22)  
**Blocks:** 2 vs. Canisius (11/11/22)  
**Steals:** 1 vs. Canisius (11/11/22)  
**Field Goals:** 3 vs. Canisius (11/11/22)  
**Free Throws:** 2 vs. Canisius (11/11/22)  
**3-Point FGs:** 1 vs. Canisius (11/11/22)  
**Minutes:** 31:08 vs. Canisius (11/11/22)

## CAREER HIGHS

**Points:** 20 at Akron (2/13/21)  
**Rebounds:** 22 vs. Ohio (1/26/22)  
**Assists:** 6 vs. Akron (1/2/21)  
**Blocks:** 1 (20 times, last at Marquette (3/24/22))  
**Steals:** 3 (6 times, last at Northern Illinois (1/15/22))  
**Field Goals:** 6 (5 times, last vs. Middle Tennessee (3/28/22))  
**Free Throws:** 7 at Akron (2/13/21)  
**3-Point FGs:** 4 vs. North Dakota (12/21/20)  
**Minutes:** 45:00 vs. Middle Tennessee (3/28/22)

### MIKONOWICZ, Sammi

				Field Goals		3-Point		F-Throws		Rebounds									Scoring	
SEASON	TEAM	GP-GS	MIN/AVG	FG-FGA	FG%	3FG-3FGA	3FG%	FT-FTA	FT%	OFF	DEF	TOT	AVG	PF-FO	A	TO	BLK	STL	PTS	AVG
2020-21	UT	24-24	727/30.3	78-184	.424	23-73	.315	41-63	.651	39	106	145	6.0	60-1	34	30	5	33	220	9.2
2021-22	UT	35-35	1108/31.7	98-241	.407	38-109	.349	46-66	.697	53	216	269	7.7	77-0	76	57	15	24	280	8.0
2022-23	UT	2-2	53/26.5	5-12	.417	1-4	.250	2-2	1.000	1	14	15	7.5	2-0	1	2	2	1	13	6.5
TOTAL		61-61	1889/31.0	181-437	.414	62-186	.333	89-131	.679	93	336	429	7.0	139-1	111	89	22	58	513	8.4





## #34 Jessica Cook

Sophomore • Forward • 6-2 • Clay, N.Y. • Cicero-North Syracuse HS • Major: Business

### Career By The Numbers

Double-Figure Scoring: 13  
 Double-Figure Rebounding: 5  
 Double -Doubles: 4  
 Led UT in Scoring\*: 3  
 Led UT in Rebounding\*: 5  
 Led UT in Assists\*: 1  
 Led UT in Steals\*: 3

\* Includes Tied for Team Lead

### Notes

- 4th career double-double in season opener;  
 second straight season opening her year with a double-double  
 - Started 25 games as a true freshman  
 - 2021-22 MAC All-Freshman Team  
 - Averaged 8.6 PPG, 6.1 RPG last season  
 - Two double-doubles in first two career games (at Oakland & vs. Wright State)

## Game-by-Game Statistics

### #34 COOK, Jessica

Opponent	Date	GS	MIN	Total		3-Pointers		Free throws		Rebounds				PF	A	TO	BLK	STL	PTS	AVG
				FG-FGA	PCT	3FG-3FGA	PCT	FT-FTA	PCT	OFF	DEF	TOT	AVG							
Wright St.	11/07/2022	*	14:47	8-11	.727	0-0	.000	3-4	.750	4	6	10	10.0	1	3	2	0	0	19	19.0
Canisius	11/11/2022	*	13:04	3-5	.600	0-0	.000	0-0	.000	1	1	2	6.0	2	0	0	0	1	6	12.5
<b>Totals</b>		<b>2</b>	<b>27:51</b>	<b>11-16</b>	<b>.688</b>	<b>0-0</b>	<b>.000</b>	<b>3-4</b>	<b>.750</b>	<b>5</b>	<b>7</b>	<b>12</b>	<b>6.0</b>	<b>3</b>	<b>3</b>	<b>2</b>	<b>0</b>	<b>1</b>	<b>25</b>	<b>12.5</b>

## SEASON HIGHS

**Points:** 19 vs. Wright State (11/7/22)  
**Rebounds:** 10 vs. Wright State (11/7/22)  
**Assists:** 3 vs. Wright State (11/7/22)  
**Blocks:** ---  
**Steals:** 1 vs. Canisius (11/11/22)  
**Field Goals:** 8 vs. Wright State (11/7/22)  
**Free Throws:** 3 vs. Wright State (11/7/22)  
**3-Point FGs:** ---  
**Minutes:** 14:47 vs. Wright State (11/7/22)

## CAREER HIGHS

**Points:** 19 (3 times, last vs. Wright State 11/7/22)  
**Rebounds:** 13 at Bowling Green (1/29/22)  
**Assists:** 4 at Ball State (1/19/22)  
**Blocks:** 1 (8 times, last vs. Ohio (3/9/22)  
**Steals:** 2 (2 times, last vs. Miami (2/3/22)  
**Field Goals:** 9 vs. Wright State (11/13/21)  
**Free Throws:** 5 vs. Houston Baptist (3/18/22)  
**3-Point FGs:** N/A  
**Minutes:** 30:55 vs. Ohio (1/26/22)

### COOK, Jessica

				Field Goals		3-Point		F-Throws		Rebounds				Scoring						
SEASON	TEAM	GP-GS	MIN/AVG	FG-FGA	FG%	3FG-3FGA	3FG%	FT-FTA	FT%	OFF	DEF	TOT	AVG	PF-FO	A	TO	BLK	STL	PTS	AVG
2021-22	UT	33-25	612/18.5	109-216	.505	0-0	.000	51-68	.750	93	90	183	5.5	66-0	28	51	8	11	269	8.2
2022-23	UT	2-2	28/13.9	11-16	.688	0-0	.000	3-4	.750	5	7	12	6.0	3-0	3	2	0	1	25	12.5
<b>TOTAL</b>		<b>35-27</b>	<b>640/18.3</b>	<b>120-232</b>	<b>.517</b>	<b>0-0</b>	<b>.000</b>	<b>54-72</b>	<b>.750</b>	<b>98</b>	<b>97</b>	<b>195</b>	<b>5.6</b>	<b>69-0</b>	<b>31</b>	<b>53</b>	<b>8</b>	<b>12</b>	<b>294</b>	<b>8.4</b>





## #51 Hannah Noveroske (no-vrr-AH-ski)

Senior • Center • 6-5 • Michigan City, Ind. • Michigan City HS • Indiana • Major: Nursing

### Career By The Numbers

Double-Figure Scoring: 7  
 Double-Figure REbounding: 2  
 Double-Doubles: 1  
 Led UT in Scoring\*: 1  
 Led UT in Rebounding\*: 3  
 Led UT in Assists\*: 0  
 Led UT in Steals\*: 3

\* Includes Tied for Team Lead

### Notes

- Will miss 2022-23 season due to injury
- 2021-22 MAC Sixth Player of the Year
- Nursing major; received her white coat at half-time of the Ohio game last year (1/26/22).
- Played two seasons at Indiana.
- Played in 10 games as a sophomore in 2020-21, helping IU advance to the NCAA's Elite Eight for the first time in program history

## Game-by-Game Statistics

***Will miss the 2022-23 season due to injury***

## SEASON HIGHS

Points: ---  
 Rebounds: ---  
 Assists: ---  
 Blocks: ---  
 Steals: ---  
 Field Goals: ---  
 Free Throws: ---  
 3-Point FGs: ---  
 Minutes: ---

## CAREER HIGHS

Points: 19 (2 times, last at Akron (2/5/22))  
 Rebounds: 10 (2 times, last vs. Bowling Green (2/12/22))  
 Assists: 3 vs. Miami (2/3/22)  
 Blocks: 5 (2 times, last vs. Eastern Michigan (1/5/22))  
 Steals\*: 1 (13 times, last vs. Northern Illinois (3/3/22))  
 Field Goals: 9 at Akron (2/5/22)  
 Free Throws: 6 vs. Eastern Michigan (1/5/22)  
 3-Point FGs: N/A  
 Minutes: 23:40 vs. Eastern Michigan (1/5/22)  
 \* Occurred at Indiana

### NOVEROSKE, Hannah

				Field Goals		3-Point		F-Throws		Rebounds										Scoring	
SEASON	TEAM	GP-GS	MIN/AVG	FG-FGA	FG%	3FG-3FGA	3FG%	FT-FTA	FT%	OFF	DEF	TOT	AVG	PF-FO	A	TO	BLK	STL	PTS	AVG	
2019-20	IND	15-0	56/3.7	8-14	.571	0-0	.000	1-7	.143	4	15	19	1.3	8-1	2	3	4	1	17	1.1	
2020-21	IND	10-0	31/3.1	3-8	.375	0-0	.000	3-4	.750	4	6	10	1.0	5-0	0	4	5	2	9	0.9	
2021-22	UT	32-5	367/11.5	88-148	.595	0-0	.000	39-62	.629	42	90	132	4.1	72-0	12	45	34	10	215	6.7	
TOTAL FOR UT		32-5	367/11.5	88-148	.595	0-0	.000	39-62	.629	42	90	132	4.1	72-0	12	45	34	10	215	6.7	
TOTAL		57-5	453/8.0	99-170	.582	0-0	.000	43-73	.589	50	111	161	2.8	85-1	14	52	43	13	241	4.2	



# SCHOOL RECORDS (GAME)

## POINTS

42 \_\_\_\_\_ Kim Sekulski vs. BGSU (2/20/91)  
**42 \_\_\_\_\_ SOPHIA WIARD AT NIU (12/10/20)**  
 40 \_\_\_\_\_ Naama Shafir vs. USC (4/2/11)  
 39 \_\_\_\_\_ Brenae Harris vs. Columbia (12/5/15)  
 39 \_\_\_\_\_ Kim Sekulski vs. WMU (1/3/90)  
 39 \_\_\_\_\_ Kelly Savage vs. EMU (1/13/88)  
 38 \_\_\_\_\_ Mimi Olson vs. Akron (1/8/97)  
 38 \_\_\_\_\_ Mimi Olson vs. MSU (12/9/95)

## FIELD GOALS MADE

16 \_\_\_\_\_ Kim Sekulski vs. BGSU (2/20/91)  
**16 \_\_\_\_\_ SOPHIA WIARD AT NIU (12/10/20)**  
 16 \_\_\_\_\_ Kim Sekulski at WMU (1/3/90)  
 15 \_\_\_\_\_ Latoja Harris at Akron (2/17/93)  
 15 \_\_\_\_\_ Liz Meiring vs. Miami (1/16/85)  
 15 \_\_\_\_\_ Linda Janicki vs. BSU (2/18/84)

## FIELD GOALS ATTEMPTED

29 \_\_\_\_\_ Tanika Mays vs. EMU (1/13/10)  
 27 \_\_\_\_\_ Naama Shafir vs. USC (4/2/11)  
 26 \_\_\_\_\_ Melantha Herron vs. WMU (1/2/02)  
 25 \_\_\_\_\_ Kim Knuth vs. CMU (2/26/99)  
**25 \_\_\_\_\_ SOPHIA WIARD AT NIU (12/10/20)**  
**24 \_\_\_\_\_ QUINESHA LOCKETT AT NIU (1/15/22)**  
 24 \_\_\_\_\_ Brenae Harris at Akron (1/20/16)  
 24 \_\_\_\_\_ Mimi Olson at WMU (2/25/95)  
 24 \_\_\_\_\_ Mimi Olson at BGSU (1/21/95)  
 24 \_\_\_\_\_ Mitzi Hallinan at CSU (1/26/82)

## FIELD-GOAL PERCENTAGE (10 ATT.)

1.000 (10-of-10) \_\_\_\_\_ Linda Janicki vs. Ohio (1/13/82)#  
 .923 (12-of-13) \_\_\_\_\_ Kaayla McIntyre vs. WMU (2/17/18)  
 .917 (11-of-12) \_\_\_\_\_ Angela Drake vs. Akron (2/21/96)  
 .910 (10-of-11) \_\_\_\_\_ Mary Tonjes vs. Defiance (2/11/82)

## THREE-POINT FIELD-GOALS MADE

8 \_\_\_\_\_ Jay-Ann Bravo-Harriott at BGSU (1/27/18)  
 8 \_\_\_\_\_ Kelly Walker vs. Hampton (12/21/02)  
 8 \_\_\_\_\_ Courtney Risinger vs. NIU (2/14/02)  
 8 \_\_\_\_\_ Heather Smith vs. BSU (1/7/95)  
**7 \_\_\_\_\_ SOPHIA WIARD AT NIU (12/10/20)**  
 7 \_\_\_\_\_ Jay-Ann Bravo-Harriott vs. EMU (3/11/15)  
 7 \_\_\_\_\_ Jessica Williams vs. Ohio (3/13/09)  
 7 \_\_\_\_\_ Kelly Savage at EMU (1/13/88)  
 7 \_\_\_\_\_ Kelly Savage vs. Butler (12/21/87)  
**6 \_\_\_\_\_ QUINESHA LOCKETT AT OHIO (2/16/22)**  
**6 \_\_\_\_\_ QUINESHA LOCKETT AT BALL ST. (1/6/21)**  
 6 \_\_\_\_\_ Nakiah Black vs. Ohio (2/13/19)  
 6 \_\_\_\_\_ Nakiah Black vs. BGSU (2/2/19)  
 6 \_\_\_\_\_ Jay-Ann Bravo-Harriott vs. Madonna (12/4/16)  
 6 \_\_\_\_\_ Jay-Ann Bravo-Harriott vs. UCLA (11/25/16)  
 6 \_\_\_\_\_ Ana Capotosto vs. Cleveland St. (12/12/15)  
 6 \_\_\_\_\_ Jay-Ann Bravo-Harriott vs. NIU (2/18/15)  
 6 \_\_\_\_\_ Courtney Ingersoll vs. Cincinnati (3/19/12)  
 6 \_\_\_\_\_ Haylie Linn at CMU (2/15/12)  
 6 \_\_\_\_\_ Jessica Williams vs. Milwaukee (12/19/10)  
 6 \_\_\_\_\_ Jessica Williams vs. UMBC (11/27/10)  
 6 \_\_\_\_\_ Naama Shafir at Michigan (3/21/10)

6 \_\_\_\_\_ Jessica Williams vs. Pittsburgh (3/19/10)  
 6 \_\_\_\_\_ Danielle Bishop vs. BSU (1/5/05)  
 6 \_\_\_\_\_ Kelly Walker at Dayton (12/3/03)  
 6 \_\_\_\_\_ Kelly Walker vs. CMU (3/4/03)  
 6 \_\_\_\_\_ Mimi Olson vs. Akron (1/8/97)  
 6 \_\_\_\_\_ Lucretia LeGault at CMU (2/16/92)  
 6 \_\_\_\_\_ Lucretia LeGault vs. BGSU (1/22/92)  
 6 \_\_\_\_\_ Kelly Savage vs. Kentucky (3/24/90)  
 6 \_\_\_\_\_ Kelly Savage vs. Wyoming (3/22/90)  
 6 \_\_\_\_\_ Kelly Savage vs. Washington St. (11/25/89)  
 6 \_\_\_\_\_ Kelly Savage vs. Murray St. (3/25/89)

## THREE-POINT FIELD-GOALS ATTEMPTED

18 \_\_\_\_\_ Kelly Savage vs. WMU (2/22/89)#  
 16 \_\_\_\_\_ Lucretia LeGault vs. Milwaukee (1/2/92)  
 16 \_\_\_\_\_ Lucretia LeGault at CSU (12/20/90)  
 15 \_\_\_\_\_ Lucretia LeGault vs. BGSU (1/22/92)  
 14 \_\_\_\_\_ Jay-Ann Bravo-Harriott at BGSU (1/27/18)  
 14 \_\_\_\_\_ Jay-Ann Bravo-Harriott vs. Wright St. (3/20/15)  
 14 \_\_\_\_\_ Jay-Ann Bravo-Harriott vs. EMU (3/11/15)  
 14 \_\_\_\_\_ Jessica Williams at Saint Peter's (11/30/10)  
 14 \_\_\_\_\_ Mimi Olson at EMU (1/4/94)  
 14 \_\_\_\_\_ Kelly Savage at Canisius (12/10/88)

## FREE THROWS MADE

16 \_\_\_\_\_ Kim Sekulski vs. Murray St. (3/25/89)  
 16 \_\_\_\_\_ Kim Knuth vs. Akron (2/28/99)  
 16 \_\_\_\_\_ Kim Knuth at BGSU (1/13/99)  
 15 \_\_\_\_\_ Inma Zanoguera vs. Buffalo (1/21/15)  
 14 \_\_\_\_\_ Janice Monakana vs. Buffalo (2/1/17)  
 14 \_\_\_\_\_ Janice Monakana at WMU (2/3/16)  
 14 \_\_\_\_\_ Naama Shafir vs. EMU (2/23/11)  
 14 \_\_\_\_\_ Naama Shafir at Oakland (11/18/09)  
 14 \_\_\_\_\_ Danielle Bishop at WMU (1/17/07)  
 14 \_\_\_\_\_ Mary Blessing vs. Marshall (3/12/03)  
 14 \_\_\_\_\_ Kahli Carter vs. BSU (2/7/01)  
 14 \_\_\_\_\_ Kahli Carter vs. ISU (12/5/00)  
 14 \_\_\_\_\_ Mimi Olson at KSU (1/13/96)  
 14 \_\_\_\_\_ Mimi Olson vs. MSU (12/9/95)

## FREE THROWS ATTEMPTED

21 \_\_\_\_\_ Kim Sekulski vs. Murray St. (3/25/89)  
 20 \_\_\_\_\_ Mary Blessing vs. Marshall (3/12/03)  
 20 \_\_\_\_\_ Kelly Savage vs. BGSU (1/24/90)  
 19 \_\_\_\_\_ Andola Dortch vs. Syracuse (3/24/12)  
 19 \_\_\_\_\_ Angela Drake at Miami (2/7/96)  
 18 \_\_\_\_\_ Naama Shafir vs. USC (4/2/11)

## FREE THROW PERCENTAGE (13 ATT.)

1.000 (16-of-16) \_\_\_\_\_ Kim Knuth vs. Akron (2/28/99)  
 1.000 (15-of-15) \_\_\_\_\_ Inma Zanoguera vs. Buffalo (1/21/15)  
 1.000 (14-of-14) \_\_\_\_\_ Janice Monakana at WMU (2/3/16)  
 1.000 (13-of-13) \_\_\_\_\_ Andola Dortch at WMU 1/5/12  
 1.000 (13-of-13) \_\_\_\_\_ Kim Knuth vs. NIU (1/30/99)  
 1.000 (13-of-13) \_\_\_\_\_ Angela Drake vs. Dayton (12/18/94)

## REBOUNDS

**22 \_\_\_\_\_ SAMMI MIKONOWICZ VS. OHIO (1/26/22)**  
 22 \_\_\_\_\_ Liz Meiring vs. KSU (1/8/85)  
 21 \_\_\_\_\_ Inma Zanoguera vs. Idaho (12/13/14)  
 21 \_\_\_\_\_ Kim Bradley vs. CSU (1/4/93)  
 21 \_\_\_\_\_ Mary Tonjes vs. NMU (12/6/80)  
 19 \_\_\_\_\_ Mikaela Boyd vs. Ohio (1/10/18)  
 19 \_\_\_\_\_ Kahli Carter at CMU (2/17/01)  
 19 \_\_\_\_\_ Angela Drake vs. Miami (3/11/95)  
 19 \_\_\_\_\_ Lucretia LeGault vs. KSU (3/2/91)  
 19 \_\_\_\_\_ Keri Cartwright vs. CMU (1/9/88)

## ASSISTS

16 \_\_\_\_\_ Heather Smith vs. BGSU (1/20/96)  
 16 \_\_\_\_\_ Heather Smith vs. BGSU (2/18/95)  
 16 \_\_\_\_\_ Peg Liberatore vs. Miami (1/16/85)  
 15 \_\_\_\_\_ Dana Drew vs. Detroit (12/3/90)  
 13 \_\_\_\_\_ Inma Zanoguera vs. Akron (1/14/15)  
 13 \_\_\_\_\_ Naama Shafir vs. EMU (2/28/09)  
 13 \_\_\_\_\_ Heather Smith vs. Akron (2/21/96)  
 13 \_\_\_\_\_ Mitzi Hallinan at KSU (1/18/84)

## BLOCKED SHOTS

9 \_\_\_\_\_ Stephanie Vivenot vs. Ohio (1/15/92)#  
 8 \_\_\_\_\_ Yolanda Richardson at WMU (1/20/10)  
 7 \_\_\_\_\_ Stephanie Vivenot at KSU (2/29/92)  
 6 \_\_\_\_\_ Kaayla McIntyre vs. NIU (3/11/17)  
 6 \_\_\_\_\_ Yolanda Richardson at EMU (2/21/12)  
 6 \_\_\_\_\_ Yolanda Richardson at Ohio (1/22/12)  
 6 \_\_\_\_\_ Yolanda Richardson vs. KSU (3/12/10)  
 6 \_\_\_\_\_ Karin Hoogendam vs. Saint Francis (PA) (12/30/04)  
 6 \_\_\_\_\_ Jen Markwood at BGSU (12/19/98)  
 6 \_\_\_\_\_ Stephanie Vivenot at BSU (2/5/92)

## STEALS

12 \_\_\_\_\_ Mitzi Hallinan vs. Xavier (11/26/83)#  
 10 \_\_\_\_\_ Kim Knuth vs. St. John's (11/29/97)  
 10 \_\_\_\_\_ Mitzi Hallinan vs. Akron (2/13/82)  
 10 \_\_\_\_\_ Mitzi Hallinan vs. CMU (1/23/82)  
 10 \_\_\_\_\_ Mitzi Hallinan vs. Dayton (12/5/81)  
 10 \_\_\_\_\_ Mitzi Hallinan vs. Wayne St. (1/20/82)

## MINUTES PLAYED

52 \_\_\_\_\_ Teresa Kahle at Xavier (12/9/01)  
 49 \_\_\_\_\_ Nakiah Black at EMU (3/6/19)  
 49 \_\_\_\_\_ Mariella Santucci at EMU (3/6/19)  
 47 \_\_\_\_\_ Mikaela Boyd at EMU (3/6/19)  
 47 \_\_\_\_\_ Crystal Young at WMU (3/1/06)  
 47 \_\_\_\_\_ Crystal Young vs. WMU (3/8/06)  
**45 \_\_\_\_\_ Sammi Mikonowicz vs. MTSU (3/28/22)**  
 45 \_\_\_\_\_ Heather Smith at Miami (2/7/96)  
 45 \_\_\_\_\_ Dana Drew at BGSU (2/19/92)  
 45 \_\_\_\_\_ Lucretia LeGault vs. BGSU (1/22/92)  
 45 \_\_\_\_\_ Dana Drew vs. BGSU (1/22/92)  
 45 \_\_\_\_\_ Kelly Savage vs. Butler (12/21/87)

# - Mid-American Conference Record  
 INDICATES ON 2022-23 ROSTER





# SCHOOL RECORDS (SEASON)

## POINTS

1.	Kim Knuth	1998-99	788
2.	Kim Knuth	1997-98	681
3.	Dana Drew	1993-94	643
4.	Kim Knuth	1996-97	631
5.	<b>QUINESHA LOCKETT</b>	<b>2021-22</b>	<b>626</b>
6.	Mimi Olson	1994-95	619
7.	Angela Drake	1996-97	584
8.	Mimi Olson	1996-97	582
9.	Angela Drake	1994-95	581
10.	Mimi Olson	1995-96	576

## SCORING AVERAGE

1.	Kim Knuth	1998-99	25.4#
2.	Kim Knuth	1997-98	22.0
3.	Latoja Harris	1992-93	21.1
4.	Kim Knuth	1996-97	20.4
5.	Linda Janicki	1983-84	20.1
6.	Mimi Olson	1994-95	20.0
7.	<b>QUINESHA LOCKETT</b>	<b>2020-21</b>	<b>19.6</b>
	Angela Drake	1995-96	19.6
9.	Dana Drew	1994-95	19.0
10.	Angela Drake	1996-97	18.8
	Mimi Olson	1996-97	18.8

## FIELD GOALS MADE

1.	Kim Knuth	1998-99	270
2.	Kim Knuth	1997-98	254
3.	Kim Knuth	1996-97	232
4.	Latoja Harris	1992-93	221
5.	<b>QUINESHA LOCKETT</b>	<b>2021-22</b>	<b>219</b>
6.	Kaayla McIntyre	2018-19	218
7.	Dana Drew	1993-94	217
8.	Kaayla McIntyre	2017-18	215
9.	Kim Sekulski	1988-89	213
10.	Linda Janicki	1983-84	210

## FIELD GOALS ATTEMPTED

1.	<b>QUINESHA LOCKETT</b>	<b>2021-22</b>	<b>544</b>
2.	Kim Knuth	1998-99	508
3.	Dana Drew	1993-94	503
4.	Kim Knuth	1997-98	480
5.	Mimi Olson	1994-95	479
6.	Mimi Olson	1996-97	440
7.	Kelly Savage	1988-89	425
8.	Naama Shafir	2010-11	414
9.	Lucretia LeGault	1990-91	407
10.	Melissa Goodall	2010-11	405

## FIELD-GOAL PERCENTAGE (100 ATT.)

1.	Kaayla McIntyre	2015-16	.643#
2.	Latoja Harris	1993-94	.638
3.	Latoja Harris	1992-93	.637
4.	Kaayla McIntyre	2017-18	.632
5.	Karen Sekulski	1991-92	.629
6.	Yolanda Richardson	2011-12	.624
7.	Kaayla McIntyre	2016-17	.602
8.	<b>HANNAH NOVEROSKE</b>	<b>2021-22</b>	<b>.595</b>
9.	Yolanda Richardson	2012-13	.586
	Latoja Harris	1991-92	.586

## THREE-POINT FIELD-GOALS MADE

1.	Courtney Ingersoll	2011-12	96
	Kelly Savage	1988-89	96
3.	Kelly Savage	1989-90	88
4.	Jessica Williams	2010-11	84
5.	Jay-Ann Bravo-Harriott	2017-18	79
	Mimi Olson	1994-95	79
7.	Lucretia LeGault	1991-92	78
8.	Kelly Walker	2002-03	77
9.	Jessica Williams	2009-10	76
	Courtney Risinger	2001-02	76

## THREE-POINT FIELD-GOALS ATTEMPTED

1.	Kelly Savage	1988-89	267
2.	Kelly Savage	1989-90	230
3.	Quinesha Lockett	2021-22	219
4.	Courtney Ingersoll	2011-12	217
5.	Lucretia LeGault	1991-92	215
6.	Jessica Williams	2009-10	212
7.	Mimi Olson	1994-95	211
8.	Jay-Ann Bravo-Harriott	2017-18	210
	Jessica Williams	2010-11	210
10.	Kelly Walker	2003-04	194

## THREE-POINT FIELD-GOAL PERCENTAGE (50 ATT.)

1.	Courtney Risinger	2001-02	.450
2.	Courtney Ingersoll	2011-12	.442
3.	Kim Knuth	1996-97	.439
4.	Jessica Williams	2008-09	.434
	Kim Knuth	1998-99	.434
6.	Kelly Savage	1987-88	.430
7.	Kim Knuth	1997-98	.422
8.	Mimi Olson	1996-97	.415
9.	Kelly Walker	2002-03	.414
10.	Jane Roman	1991-92	.412

## FREE THROWS MADE

1.	Kim Knuth	1998-99	199
2.	Angela Drake	1996-97	172
3.	Naama Shafir	2010-11	169
	Angela Drake	1994-95	169
5.	Angela Drake	1995-96	165
6.	Naama Shafir	2009-10	158
7.	Mimi Olson	1995-96	153
8.	Dana Drew	1993-94	149
9.	Latoja Harris	1992-93	148
10.	Andola Dortch	2011-12	132

## FREE THROWS ATTEMPTED

1.	Kim Knuth	1998-99	238
2.	Naama Shafir	2010-11	226
	Angela Drake	1995-96	226
4.	Angela Drake	1994-95	224
5.	Angela Drake	1996-97	211
6.	Naama Shafir	2009-10	200
7.	Latoja Harris	1992-93	199
8.	Mimi Olson	1995-96	194
9.	Andola Dortch	2011-12	193
10.	Dana Drew	1993-94	176

## FREE THROW PERCENTAGE (70 ATT.)

1.	Jane Roman	1991-92	.897
2.	Kelly Savage	1986-87	.886
3.	Brenae Harris	2015-16	.869
4.	Inma Zanoguera	2014-15	.866
5.	Kelly Savage	1988-89	.861
6.	Danielle Bishop	2005-06	.860
7.	Inma Zanoguera	2013-14	.857
8.	Mimi Olson	1995-96	.851
9.	Dana Drew	1993-94	.847
10.	<b>SOPHIA WIARD</b>	<b>2021-22</b>	<b>.845</b>

## REBOUNDS

1.	Angela Drake	1994-95	353
2.	Latoja Harris	1993-94	330
3.	Angela Drake	1996-97	289
	Kim Bradley	1992-93	289
5.	Latoja Harris	1992-93	279
	Linda Janicki	1981-82	279
7.	Inma Zanoguera	2013-14	277
8.	Liz Meiring	1984-85	276
9.	Kahli Carter	2000-01	274
10.	Linda Janicki	1983-84	273

## REBOUND AVERAGE

1.	Angela Drake	1994-95	11.4
2.	Liz Meiring	1984-85	11.0
3.	Linda Janicki	1981-82	10.7
4.	Latoja Harris	1993-94	10.6
5.	Kim Bradley	1992-93	10.3
6.	Latoja Harris	1992-93	10.0
7.	Dee Hayes	1986-87	9.5
8.	Linda Janicki	1983-84	9.4
9.	Angela Drake	1996-97	9.3
10.	Jen Markwood	1999-2000	9.2

## ASSISTS

1.	Heather Smith	1995-96	263
2.	Naama Shafir	2009-10	227
3.	Kelly Savage	1988-89	210
4.	Heather Smith	1994-95	199
5.	Dana Drew	1990-91	197
6.	Naama Shafir	2010-11	188
7.	Andola Dortch	2013-14	178
	Kelly Savage	1989-90	178
9.	Dana Drew	1993-94	176
10.	Inma Zanoguera	2014-15	166

## STEALS

1.	Mitzi Hallinan	1983-84	123
2.	Mitzi Hallinan	1982-83	112
3.	Mitzi Hallinan	1981-82	111
4.	Kim Knuth	1998-99	104
5.	Kim Knuth	1996-97	103
6.	Kim Knuth	1997-98	99
7.	Heather Smith	1995-96	93
8.	Andola Dortch	2012-13	88
9.	Tanika Mays	2008-09	78
10.	Andola Dortch	2013-14	76

## BLOCKED SHOTS

1.	Stephanie Vivenot	1991-92	108#
2.	Yolanda Richardson	2011-12	70
3.	Yolanda Richardson	2009-10	52
4.	Yolanda Richardson	2010-11	49
5.	Kaayla McIntyre	2018-19	48
6.	Kaayla McIntyre	2017-18	46
7.	Karin Hoogendam	2004-05	43
8.	Yolanda Richardson	2012-13	42
9.	Kaayla McIntyre	2016-17	41
10.	Melissa Goodall	2010-11	39

## MINUTES PLAYED

1.	<b>SOPHIA WIARD</b>	<b>2021-22</b>	<b>1,213</b>
2.	Courtney Ingersoll	2011-12	1,189
3.	Inma Zanoguera	2014-15	1,178
4.	Kelly Savage	1988-89	1,172
5.	<b>QUINESHA LOCKETT</b>	<b>2021-22</b>	<b>1,164</b>
6.	Naama Shafir	2010-11	1,141
7.	Melissa Goodall	2010-11	1,140
8.	Inma Zanoguera	2013-14	1,133
9.	Andola Dortch	2011-12	1,131
10.	Andola Dortch	2013-14	1,119

# - Mid-American Conference Record  
INDICATES ON 2022-23 ROSTER



# SCHOOL RECORDS (CAREER)

## POINTS

1.	Kim Knuth	1995-99	2,509
2.	Mimi Olson	1993-97	2,144
3.	Angela Drake	1993-97	1,952
4.	Dana Drew	1990-95	1,919
5.	Naama Shafir	2008-13	1,874
6.	Kim Sekulski	1987-91	1,684
7.	Kelly Savage	1986-90	1,677
8.	Kaayla McIntyre	2015-19	1,572
9.	Linda Janicki	1980-84	1,477
10.	Latoja Harris	1991-94	1,466

## SCORING AVERAGE

1.	Kim Knuth	1995-99	20.2
2.	Mimi Olson	1993-97	17.2
3.	Dana Drew	1990-95	16.3
4.	Latoja Harris	1991-94	16.1
5.	Angela Drake	1993-97	15.9
6.	<b>QUINESHA LOCKETT</b>	<b>2019-PRES.</b>	<b>15.4</b>
7.	Linda Janicki	1980-84	14.6
8.	Kelly Savage	1986-90	14.2
9.	Kim Sekulski	1987-91	13.6
10.	Naama Shafir	2008-13	13.5
	Mitzi Hallinan	1981-84	13.5

## REBOUNDS

1.	Angela Drake	1993-97	1,087
2.	Linda Janicki	1980-84	989
3.	Kim Sekulski	1987-91	907
4.	Lucretia LeGault	1988-92	884
5.	Liz Meiring	1982-86	869
6.	Latoja Harris	1991-94	833
7.	Kaayla McIntyre	2015-19	810
8.	Jen Markwood	1996-2000	808
9.	Yolanda Richardson	2009-13	782
10.	Inma Zanoguera	2011-15	781

## REBOUNDING AVERAGE

1.	Linda Janicki	1980-84	9.8
2.	Latoja Harris	1991-94	9.2
3.	Angela Drake	1993-97	8.8
4.	Liz Meiring	1982-86	7.9
5.	Kim Sekulski	1987-91	7.3
6.	Keri Cartwright	1984-88	7.1
7.	Lucretia LeGault	1988-92	7.0
	<b>SAMMI MIKONOWICZ</b>	<b>2020-PRES.</b>	<b>7.0</b>
9.	Tanika Mays	2008-10	6.8
10.	Jen Markwood	1996-2000	6.6

## GAMES PLAYED

1.	Naama Shafir	2008-13	139
2.	Andola Dortch	2010-14	136
	Yolanda Richardson	2009-13	136
4.	Courtney Ingersoll	2008-12	133
5.	Inma Zanoguera	2011-15	132
6.	Melissa Goodall	2007-11	131
	Jessica Williams	2007-11	131
8.	Mariella Santucci	2016-20	130
9.	Mikaela Boyd	2014-19	129
10.	Lucretia Smith	2009-13	128
	Karen Kopinski	1988-93	128

## FIELD GOALS MADE

1.	Kim Knuth	1995-99	899#
2.	Angela Drake	1993-97	702
3.	Kim Sekulski	1987-91	697
4.	Mimi Olson	1993-97	690
5.	Kaayla McIntyre	2015-19	661
6.	Dana Drew	1990-95	635
7.	Naama Shafir	2008-13	601
8.	Linda Janicki	1980-84	594
9.	Liz Meiring	1982-86	581
10.	Latoja Harris	1991-94	570

## FIELD GOALS ATTEMPTED

1.	Kim Knuth	1995-99	1,648
2.	Mimi Olson	1993-97	1,598
3.	Dana Drew	1990-95	1,505
4.	Naama Shafir	2008-13	1,476
5.	Angela Drake	1993-97	1,349
	Lucretia LeGault	1988-92	1,349
7.	Andola Dortch	2010-14	1,305
8.	Kelly Savage	1986-90	1,294
9.	Kim Sekulski	1987-91	1,287
10.	Danielle Bishop	2003-07	1,234

## FIELD-GOAL PERCENTAGE (500 ATT.)

1.	Latoja Harris	1991-94	.623#
2.	Kaayla McIntyre	2015-19	.609
3.	Karen Sekulski	1988-92	.582
4.	Yolanda Richardson	2009-13	.566
5.	Kim Knuth	1995-99	.546
6.	Kim Sekulski	1987-91	.542
7.	Angela Drake	1993-97	.520
8.	Lucretia Smith	2009-13	.517
9.	Linda Janicki	1980-84	.508
10.	Melantha Herron	2000-02	.482

## THREE-POINT FIELD GOALS MADE

1.	Kelly Savage	1986-90	273
2.	Mimi Olson	1993-97	268
3.	Jay-Ann Bravo-Harriott	2014-18	245
4.	Jessica Williams	2007-11	234
5.	Danielle Bishop	2003-07	182
	Courtney Risinger	1998-2002	182
7.	Courtney Ingersoll	2008-12	176
8.	Kelly Walker	2000-04	175
9.	Dana Drew	1990-95	163
	Kim Knuth	1995-99	163

## THREE-POINT FIELD-GOALS ATTEMPTED

1.	Mimi Olson	1993-97	711
2.	Kelly Savage	1986-90	708
3.	Jay-Ann Bravo-Harriott	2014-18	684
4.	Jessica Williams	2007-11	608
5.	Danielle Bishop	2003-07	548
6.	Dana Drew	1990-95	516
7.	Lucretia LeGault	1988-92	483
8.	Courtney Ingersoll	2008-12	481
	Kelly Walker	2000-04	481
10.	Courtney Risinger	1998-2002	480

## THREE-POINT FIELD-GOAL PERCENTAGE (200 ATT.)

1.	Kim Knuth	1995-99	.426
2.	<b>SOPHIA WIARD</b>	<b>2019-PRES.</b>	<b>.390</b>
3.	Jane Roman	1989-92	.386
	Kelly Savage	1986-90	.386
5.	Jessica Williams	2007-11	.385
6.	Courtney Risinger	1998-02	.379
7.	Mimi Olson	1993-97	.377
8.	Courtney Ingersoll	2008-12	.366
9.	Kelly Walker	2000-04	.364
10.	Denise Pickenpau	1992-96	.360

## FREE THROWS MADE

1.	Angela Drake	1993-97	548
	Kim Knuth	1995-99	548
3.	Naama Shafir	2008-13	538
4.	Mimi Olson	1993-97	496
5.	Dana Drew	1990-95	486
6.	Andola Dortch	2010-14	399
7.	Kelly Savage	1986-90	390
8.	Latoja Harris	1991-94	326
9.	Danielle Bishop	2003-07	316
10.	Janice Monakana	2013-17	313

## FREE THROWS ATTEMPTED

1.	Angela Drake	1993-97	745
2.	Naama Shafir	2008-13	696
3.	Kim Knuth	1995-99	666
4.	Dana Drew	1990-95	599

5.	Mimi Olson	1993-97	597
6.	Andola Dortch	2010-14	566
7.	Latoja Harris	1991-94	489
8.	Kelly Savage	1986-90	474
9.	Linda Janicki	1980-84	448
10.	Lucretia LeGault	1988-92	433

## FREE THROW PERCENTAGE (170 ATT.)

1.	<b>SOPHIA WIARD</b>	<b>2019-PRES.</b>	<b>.839</b>
2.	Jane Roman	1989-92	.832
3.	Mimi Olson	1993-97	.831
4.	Kim Knuth	1995-99	.823
	Kelly Savage	1986-90	.823
6.	Inma Zanoguera	2011-15	.819
7.	Brenae Harris	2014-16	.814
8.	Dana Drew	1990-95	.811
9.	Kelly Walker	2000-04	.781
10.	Janice Monakana	2013-17	.777

## ASSISTS

1.	Naama Shafir	2008-13	722
2.	Dana Drew	1990-95	659
3.	Kelly Savage	1986-90	640
4.	Heather Smith	1992-96	634
5.	Mariella Santucci	2016-20	614
6.	Andola Dortch	2010-14	553
7.	Kim Knuth	1995-99	484
8.	Kristen Tews	1995-99	415
9.	Mitzi Hallinan	1981-84	400
10.	Mary Blessing	2000-04	395

## BLOCKED SHOTS

1.	Yolanda Richardson	2009-13	213
2.	Kaayla McIntyre	2015-19	151
3.	Karin Hoogendam	2001-05	138
4.	Stephanie Vivenot	1992	108
5.	Melissa Goodall	2007-11	83
6.	Jen Markwood	1996-2000	81
7.	Lisa Johnson	2006-10	75
8.	Latoja Harris	1991-94	70
9.	Dee Hayes	1985-89	61
	Kris Finefrock	1987-91	61

## STEALS

1.	Kim Knuth	1995-99	368#
2.	Mitzi Hallinan	1981-84	346
3.	Andola Dortch	2010-14	293
4.	Naama Shafir	2008-13	227
5.	Heather Smith	1992-96	207
6.	Mariella Santucci	2016-20	202
7.	Inma Zanoguera	2011-15	195
8.	Mimi Olson	1993-97	191
9.	Mikaela Boyd	2014-19	189
	Lucretia LeGault	1988-92	189

## MINUTES PLAYED

1.	Naama Shafir	2008-13	4,218
2.	Andola Dortch	2010-14	4,160
3.	Lucretia LeGault	1988-92	3,939
4.	Inma Zanoguera	2011-15	3,936
5.	Mariella Santucci	2016-20	3,878
6.	Dana Drew	1990-95	3,832
7.	Kim Knuth	1995-99	3,731
8.	Kelly Savage	1986-90	3,700
9.	Jay-Ann Bravo-Harriott	2014-18	3,587
10.	Mimi Olson	1993-97	3,500

# - Mid-American Conference Record  
INDICATES ON 2022-23 ROSTER



# LAST TIME IN TOLEDO HISTORY ...

## LAST TIME TOLEDO TEAM ...

Scored 100+ Points at Home	101, vs. Akron, 1/14/15
Scored 100+ Points on Road	104, at Bowling Green, 1/21/95
Scored 30+ Points in Quarter	30 (third), vs. Canisius, 11/11/22
Scored 50+ Points in Half	54 (second), at Miami, 2/5/20
Won Overtime Game	79-72 (OT), vs. Bowling Green, 1/18/20
Lost Overtime Game	71-73 (OT), vs. Middle Tennessee (WNIT), 3/28/22
Won Double-Overtime Game	70-67, at Eastern Michigan, 3/6/19
Lost Double-Overtime Game	86-87, at Western Michigan, 3/1/06
Played Triple-Overtime Game	95-108, at Xavier, 12/9/01
Won NCAA Tournament Game	65-53, vs. Ole Miss, 3/16/96
Won Postseason WNIT Game	92-82, at Marquette, 3/24/22
Won MAC Tournament Game	80-67, vs. Ohio, 3/9/22
Shot 50% From Field	52.2% (36-of-69), vs. Wright State, 11/7/22
Shot 60% From Field	61.1% (33-of-54), vs. Canisius, 12/29/19
Made 40+ Field Goals	40, vs. Ball State, 2/3/96
Made 50+ Field Goals	50, vs. Akron, 2/9/94
Made 10+ Three-Point Field Goals	10, vs. Canisius, 11/11/22
Made 15+ Three-Point Field Goals	16, vs. Akron, 1/14/15
Did Not Make Three-Point Field Goal	0-of-8, at Miami, 2/7/18
Attempted 25+ Three-Pointers	29, at Ohio, 2/16/22
Attempted 30+ Three-Pointers	32, vs. Buffalo, 2/10/21
Shot 50% From Three-Point Range (min. 8)	55.0% (11-of-20), at Marquette (WNIT), 3/24/22
Had 15+ Rebound Margin	17 (47-30), vs. Canisius, 11/11/22
Had 20+ Rebound Margin	20 (47-27), vs. Wright State, 11/7/22
Had 50+ Rebounds	51, at Eastern Michigan, 2/26/22
Had 60+ Rebounds	65, at Northern Illinois, 3/1/17
Attempted 30+ Free Throws	31, vs. Canisius, 11/11/22
Attempted 40+ Free Throws	40, vs. Mississippi Valley State, 11/10/13
Attempted 50+ Free Throws	54, vs. Murray State, 3/25/89
Made 25+ Free Throws	26, vs. Kent State, 2/1/20
Made 30+ Free Throws	30, vs. Ball State, 1/27/04
Made 40+ Free Throws	41, vs. Murray State, 3/25/89
Shot 85% From Free Throw Line (min. 10)	91.7% (11-of-12), at Central Michigan, 2/23/22
Had 20+ Assists	21, vs. Wright State, 11/7/22
Had 25+ Assists	25, vs. Ohio, 2/13/19
Had 30+ Assists	31, vs. Eastern Michigan, 3/4/97
Had Less Than Five Turnovers	3, vs. Charlotte, 3/30/11
Had 25+ Turnovers	25, vs. Bowling Green, 1/16/21
Had 30+ Turnovers	30, vs. Yale, 11/27/09
Forced 25+ Turnovers	26, vs. Miami, 2/17/21
Forced 30+ Turnovers	30, vs. Saint Francis (Pa.), 11/10/17
Forced 35+ Turnovers	35, vs. Western Michigan, 2/16/11
Had 15+ Steals	15, vs. Akron, 1/3/18
Had 20+ Steals	22, vs. Radford, 11/25/00
Had 25+ Steals	26, vs. Akron, 12/8/79
Blocked 10+ Shots	11, at Eastern Michigan, 2/21/12
Scored 50 Points or Less	46, at Eastern Michigan, 2/29/20
Scored 40 Points or Less	39, at Notre Dame, 11/18/15
Scored 50 or Fewer Points & Won	48-38, vs. Eastern Michigan, 3/3/13
Beat Ranked Team	68-65, vs. No. 20 Dayton, 12/9/09
Beat Ranked Team on Road	65-53, vs. No. 24 Ole Miss, 3/16/96
Kept Every Player on Team Out of Double Figures	80-51, vs. Bowling Green, 2/12/22
Had All Five Starters Score in Double Figures	at Eastern Michigan, 2/21/15
Had Five Players Score in Double Figures	at Miami, 2/9/22
Had At Least Six Players Score in Double Figures	6, vs. Valparaiso, 12/6/13
Had No Players Score in Double Figures	45-78, at Central Michigan, 3/9/19
Had Two Players with 20+ Points in Game	Q. Lockett (27) & S. Wiard (20), vs. Canisius, 11/11/22
Had Two Players with 10+ Rebounds	J. Cook (11) & Q. Lockett (12), at Oakland, 11/9/21
Had Two Players with Double-Doubles	S. Wiard (15 P/11 R) & H. Noveroske (19 P/10 R) at Akron, 2/5/22
Overcame 10-Point+ Halftime Deficit to Win	17 (23-40), at Ohio, 2/16/22
Overcame 15-Point+ Halftime Deficit to Win	17 (23-40), at Ohio, 2/16/22
Overcame 20-Point+ Halftime Deficit to Win	25 (15-38), vs. Kent State, 3/10/01



# LAST TIME IN TOLEDO HISTORY ...

## LAST TIME TOLEDO PLAYER ...

Scored 20+ Points .....	Q. Lockett (27) & S. Wiard (20), vs. Canisius, 11/11/22
Scored 30+ Points .....	37, Q. Lockett at Marquette (WNIT), 3/24/22
Scored 40+ Points .....	42, S. Wiard, at Northern Illinois, 12/10/20
Scored 20+ Points in Consecutive Games .....	Q. Lockett; 25 at Kent State (WNIT) (3/21/22) & 37 at Marquette (WNIT) (3/24/22)
Attempted 15+ Field Goals.....	19, Q. Lockett, vs. Canisius, 11/11/22
Attempted 20+ Field Goals.....	23, Q. Lockett, at Marquette (WNIT), 3/24/22
Attempted 25+ Field Goals.....	25, S. Wiard, at Northern Illinois, 12/10/20
Made 10+ Field Goals .....	10, Q. Lockett, vs. Canisius, 11/11/22
Made 15+ Field Goals .....	16, S. Wiard, at Northern Illinois, 12/10/20
Recorded Double-Double .....	Q. Lockett (27 pts. & 10 reb.) vs. Canisius, 11/11/22
Recorded Triple-Double .....	B. Harris (16 pts., 11 reb. & 11 asst.), vs. Wright State, 3/20/15
Had 10+ Assists .....	10, S. Wiard, vs. Ohio (MAC Tournament), 3/9/22
Had 15+ Assists .....	15, D. Drew, vs. Detroit Mercy, 12/3/90
Had 5+ Blocks .....	5, H. Noveroske, vs. Eastern Michigan, 1/5/22
Had 8+ Blocks .....	8, Y. Richardson, at Western Michigan, 1/20/10
Had 5+ Steals .....	5, K. Goss vs. Eastern Michigan, 3/6/21
Had 10+ Steals.....	10, K. Knuth, vs. St. John's, 11/29/97
Had 15+ Rebounds .....	22, S. Mikonowicz, vs. Ohio, 1/26/22
Had 20+ Rebounds .....	22, S. Mikonowicz, vs. Ohio, 1/26/22
Made 10+ Free Throws.....	11, S. Wiard at Akron, 2/5/22
Made 15+ Free Throws.....	15, I. Zanoguera, vs. Buffalo, 1/21/15
Attempted 10+ Free Throws.....	15, S. Wiard at Akron, 2/5/22
Attempted 15+ Free Throws.....	15, S. Wiard at Akron, 2/5/22
Attempted 20+ Free Throws.....	20, M. Blessing, vs. Marshall, 3/12/03
Shot 100% From Free Throw Line (min. 10) .....	N. Black, 10-of-10, vs. Kent State, 2/1/20
Made 5+ Three-Pointers .....	5, Q. Lockett, vs. Loyola (Md.), 12/11/21
Made 8+ Three-Pointers .....	8, J.A. Bravo-Harriott, at Bowling Green, 1/27/18
Attempted 10+ Three-Pointers .....	10, Q. Lockett, at Akron, 2/5/22
Attempted 15+ Three-Pointers .....	15, L. LeGault, vs. Bowling Green, 1/22/92
Recorded Four-Point Play.....	S. Wiard, vs. Central Michigan, 1/27/21
Had 10+ Offensive Rebounds .....	10, S. Reeher, vs. Eastern Michigan, 3/11/15
Had 10+ Defensive Rebounds .....	19, S. Mikonowicz, vs. Ohio, 1/26/22
Had 20+ Points & 20+ Rebounds.....	I. Zanoguera (20&21), vs. Idaho, 12/13/14
Had Double-Double in Consecutive Games .....	J. Cook; 16 P/11 R at Oakland (11/9/21), 19 P/12 R vs. Wright State (11/13/21) (2021-22)
Shot 100% From Floor (min. 8) .....	M. Goodall, 8-of-8, at Central Michigan, 2/24/10
Played All 40 Minutes in Regulation.....	S. Mikonowicz vs. Middle Tennessee (WNIT), 3/28/22
Played Over 40 Minutes .....	S. Mikonowicz (45:00) & S. Wiard (43:00) vs. Middle Tennessee (WNIT), 3/28/22
Played Over 50 Minutes .....	52, T. Kahle, at Xavier, 12/9/01
Fouled Out .....	Q. Lockett vs. Western Michigan, 3/5/22

## LAST TIME TOLEDO OPPONENT ...

Scored 100+ Points .....	102, Akron, 1/14/15
Scored 100+ Points in Toledo .....	102, Akron, 1/14/15
Made 35+ Field Goals .....	35, Central Michigan, 2/10/18
Made 10+ Three-Pointers .....	10, Akron 1/1/22
Did Not Make Three-Pointer .....	0-of-10, Northern Illinois, 1/15/22
Attempted 25+ Three-Point Field Goals .....	29, at Ohio, 2/16/22
Had 50+ Rebounds .....	52, Buffalo, 2/10/21
Had 20+ Rebounding Margin .....	21 (49-28), Miami, 2/17/21
Had 25+ Rebounding Margin .....	25 (53-28), Dayton, 11/9/19
Attempted 30+ Free Throws .....	32, Buffalo, 2/10/21
Attempted 35+ Free Throws .....	40, Kent State, 2/8/21
Made 25+ Free Throws .....	30, Kent State, 2/8/21
Made 30+ Free Throws .....	30, Kent State, 2/8/21
Had 10+ Blocks .....	10, Memphis, 1/4/08
Had 15+ Steals .....	15, Bowling Green, 1/16/21
Had 20+ Assists .....	20, Ohio, 1/9/21
Had 25+ Assists .....	25, Notre Dame, 12/18/16
Scored 50 Points or Less .....	49, Central Michigan, 1/12/22
Scored 40 Points or Less .....	33, St. Francis (Pa.), 12/8/21

## LAST TIME TOLEDO OPPONENT'S PLAYER ...

Scored 40+ Points .....	40, T. James, E. Michigan, 3/2/10
Scored 30+ Points .....	30, A. Davis, Northern Illinois, 3/2/22
Attempted 20+ Field Goals .....	20, A. Boldyreva, Middle Tennessee, 3/28/22
Attempted 25+ Field Goals .....	25, C. Hooks, Ohio, 3/9/22
Made 10+ Field Goals .....	13, A. Boldyreva, Middle Tennessee, 3/28/22
Made 5+ Three-Pointers .....	5, J. Dawson, Akron, 1/1/22
Made 8+ Three-Pointers .....	8, E. Johnson, Ohio, 2/19/20
Attempted 10+ Three-Pointers .....	12, E. Johnson, Ohio, 3/9/22
Made 10+ Free Throws .....	14, D. Fair, Buffalo, 2/10/21
Had 15+ Rebounds .....	15, K. Lewis, Bowling Green, 1/16/21
Had 10+ Assists .....	10, P. Hudson, Central Michigan, 1/23/19
Had 5+ Blocks .....	5, T. Magassa, Dayton, 11/17/21
Had 5+ Steals .....	5, D. Camp, Buffalo, 1/22/22





# 2022-23 STATISTICS



## 2022-23 Toledo Women's Basketball Combined Team Statistics All games

Page 1/1  
as of Nov 15, 2022

### Game Records

Record	Overall	Home	Away	Neutral
ALL GAMES	2-0	2-0	0-0	0-0
CONFERENCE	0-0	0-0	0-0	0-0
NON-CONFERENCE	2-0	2-0	0-0	0-0

### Score by Periods

Team	1st	2nd	3rd	4th	OT	TOT
Toledo	43	50	45	43	0	181
Opponents	9	37	41	35	0	122

### Team Box Score

No.	Player				Total		3-Point		F-Throw		Rebounds											
		GP-GS	MIN	AVG	FG-FGA	FG%	3FG-3FGA	3FG%	FT-FTA	FT%	OFF	DEF	TOT	AVG	PF	DQ	A	TO	BLK	STL	PTS	AVG
5	LOCKETT, Quinesha	2-2	49:09	24.6	15-32	.469	3-10	.300	4-6	.667	4	10	14	7.0	4	0	10	2	0	3	37	18.5
34	COOK, Jessica	2-2	27:51	13.9	11-16	.688	0-0	.000	3-4	.750	5	7	12	6.0	3	0	3	2	0	1	25	12.5
2	WIARD, Sophia	2-2	50:35	25.3	7-11	.636	4-4	1.000	4-4	1.000	1	5	6	3.0	2	0	11	2	0	3	22	11.0
22	GOSS, Khera	2-2	37:27	18.7	7-13	.538	3-8	.375	2-2	1.000	1	1	2	1.0	4	0	2	0	1	1	19	9.5
12	JANSEN, Jayda	2-0	34:39	17.3	5-9	.556	2-3	.667	4-4	1.000	2	1	3	1.5	4	0	3	0	0	2	16	8.0
10	KING, Justina	2-0	42:56	21.5	3-14	.214	1-6	.167	8-9	.889	1	3	4	2.0	0	0	2	4	0	3	15	7.5
1	GARCIA, Nan	2-0	23:16	11.6	6-10	.600	2-4	.500	0-0	.000	1	6	7	3.5	3	0	0	1	0	0	14	7.0
33	MIKONOWICZ, Sammi	2-2	53:05	26.5	5-12	.417	1-4	.250	2-2	1.000	1	14	15	7.5	2	0	1	2	2	1	13	6.5
13	BREWER, Lonasia	2-0	28:53	14.4	2-4	.500	0-0	.000	3-8	.375	8	3	11	5.5	3	0	2	3	0	1	7	3.5
24	CURRY, Yaniah	2-0	26:55	13.5	2-5	.400	0-1	.000	3-4	.750	1	3	4	2.0	0	0	3	0	0	0	7	3.5
4	BARNES, Soleil	2-0	25:14	12.6	2-7	.286	2-5	.400	0-0	.000	0	7	7	3.5	2	0	1	1	0	0	6	3.0
Team											3	6	9					1				
Total		2	400		65-133	.489	18-45	.400	33-43	.767	28	66	94	47.0	27	0	38	18	3	15	181	90.5
Opponents		2	400		40-113	.354	17-50	.340	25-30	.833	9	48	57	28.5	42	1	13	26	3	8	122	61.0

### Team Statistics

	UT	OPP
<b>Scoring</b>	<b>181</b>	<b>122</b>
Points per game	90.5	61.0
Scoring margin	+29.5	-
<b>Field goals-att</b>	<b>65-133</b>	<b>40-113</b>
Field goal pct	.489	.354
<b>3 point fg-att</b>	<b>18-45</b>	<b>17-50</b>
3-point FG pct	.400	.340
3-pt FG made per game	9.0	8.5
<b>Free throws-att</b>	<b>33-43</b>	<b>25-30</b>
Free throw pct	.767	.833
F-Throws made per game	16.5	12.5
<b>Rebounds</b>	<b>94</b>	<b>57</b>
Rebounds per game	47.0	28.5
Rebounding margin	+18.5	-
<b>Assists</b>	<b>38</b>	<b>13</b>
Assists per game	19.0	6.5
<b>Turnovers</b>	<b>18</b>	<b>26</b>
Turnovers per game	9.0	13.0
Turnover margin	+4.0	-
Assist/turnover ratio	2.1	0.5
<b>Steals</b>	<b>15</b>	<b>8</b>
Steals per game	7.5	4.0
<b>Blocks</b>	<b>3</b>	<b>3</b>
Blocks per game	1.5	1.5
<b>Winning streak</b>	<b>2</b>	<b>-</b>
Home win streak	2	-
<b>Attendance</b>	<b>8433</b>	<b>0</b>
Home games-Avg/Game	2-4217	0-0
Neutral site-Avg/Game	-	0-0

### Team Results

Date	Opponent		Score	Att.
11/07/2022	Wright St.	W	88-56	4617
11/11/2022	Canisius	W	93-66	3816



## 2022-23 BOX SCORES

GAME  
#1TOLEDO 88, WRIGHT STATE 56  
NOV. 7 • SAVAGE ARENAOfficial Basketball Box Score - Final  
Wright St. at Toledo  
11/07/22 John F. Savage Arena, Toledo, Ohio  
2022-23 Women's BasketballGame Time: 11:00 AM  
Game Duration: 1:38  
Attendance: 4,617

Officials: Matt Baister, Kerice Murray, Molly Caldwell

Wright St. - 56

Record: 0-1

NO. Name	Min	FG M-A	3P M-A	FT M-A	Rebounds OR DR TOT	Fouls PF FD	TP	AS	TO	ST	Blocks BS BA	+/-
2 Cara Vankampen	F 27:59	0-4	0-1	2-2	0 3 3	2 2	2	0	3	1	2 0	-25
0 Emily Chapman	G 27:24	2-6	0-2	2-2	0 2 2	1 1	6	2	3	0	0 1	-29
1 Isabelle Bolender	G 28:50	3-8	3-6	2-2	0 4 4	0 1	11	2	1	0	0 0	-27
15 Taylor Johnson-Matthews	G 19:16	0-2	0-0	0 1 1	3 0	0 0	0	0	1	0	0 0	-29
24 Kaceo Baumhower	G 32:11	5-13	2-4	0-2	0 5 5	2 1	12	1	1	1	0 0	-36
3 Makiya Miller	18:19	6-11	1-3	1-1	0 0 0	2 2	14	2	1	0	0 0	-8
10 Channing Chappell	13:14	1-3	1-3	0-0	0 3 3	1 0	3	0	2	0	0 0	-4
20 Bryce Nixon	19:03	3-7	2-6	0-0	1 3 4	2 0	8	1	2	2	0 0	-12
11 Rachel Lobbie	11:37	0-2	0-1	0-0	0 2 2	0 0	0	0	0	0	0 0	9
21 Lauren Scott	02:07	0-1	0-1	0-0	0 0 0	0 0	0	0	0	0	0 0	3
Team					1 2 3		0	0	0			
Totals		20-57	9-29	7-9	2 25 27	13 7	56	8	14	4	2 1	-32

Technical Fouls: NONE

Shooting By Period	1st	2nd	3rd	4th	OT
FG%	1-12 8.3%	6-16 37.5%	8-14 57.1%	3-7 42.9%	
3PT%	1-7 14.3%	3-9 33.3%	2-6 33.3%	2-6 33.3%	
FT%	2-2 100%	2-2 100%	2-2 100%	2-2 100%	
GM FG%	20-57 35.1%	9-29 31.0%	7-9 77.8%		

Dead Ball Rebounds: 1, 0

Toledo - 88

Record: 1-0

NO. Name	Min	FG M-A	3P M-A	FT M-A	Rebounds OR DR TOT	Fouls PF FD	TP	AS	TO	ST	Blocks BS BA	+/-
34 Jessica Cook	F 14:47	8-11	0-0	3-4	4 6 10	1 4	19	3	2	0	0 2	13
2 Sophia Wiard	G 20:24	1-3	0-0	0-0	0 2 2	2 0	2	5	0	3	0 0	15
5 Quinesha Lockett	G 21:41	5-13	0-3	0-2	1 3 4	1 1	10	4	1	1	0 0	22
22 Khera Goss	G 18:17	4-7	1-3	0-0	0 1 1	1 0	9	1	0	0	1 0	13
33 Sammi Mikonowicz	G 21:57	2-4	0-1	0-0	1 5 6	0 2	4	0	2	0	0 0	14
1 Nan Garcia	14:08	4-8	2-4	0-0	1 5 6	1 2	10	0	0	0	0 0	12
10 Justina King	21:43	2-8	1-4	0-0	0 2 2	0 1	5	1	1	2	0 0	19
12 Jayda Jansen	21:43	4-4	2-2	2-2	0 1 1	0 1	12	3	0	1	0 0	19
24 Yariah Curry	18:03	2-4	0-0	3-4	0 2 2	2 7	3	0	0	0	0 0	18
13 Lonasia Brewer	11:05	2-2	0-0	0-0	3 1 4	0 0	4	0	0	0	0 0	7
4 Soleil Barnes	16:12	2-5	2-4	0-0	0 4 4	1 0	6	1	1	0	0 0	8
Team					1 4 5		0	1				
Totals		36-69	8-21	8-12	11 36 47	7 13	88	21	8	7	1 2	32

Technical Fouls: NONE

Shooting By Period	1st	2nd	3rd	4th	OT
FG%	8-18 44.4%	1-6 16.7%	3-4 75%	1-3 33.3%	
3PT%	1-3 33.3%	1-3 33.3%	2-6 33.3%	2-6 33.3%	
FT%	3-4 75%	2-2 100%	2-2 100%	2-2 100%	
GM FG%	36-69 52.2%	8-21 38.1%	8-12 66.7%		

Dead Ball Rebounds: 1, 0

	WSU	TOL
Biggest lead	3 (1 <sup>st</sup> 9:34)	37 (3 <sup>rd</sup> 8:33)
Best Scoring Run	6 (2 <sup>nd</sup> 5:27)	30 (2 <sup>nd</sup> 6:27)
Lead Changes	1	
Times Tied	0	
Time with Lead	01:57	37:37

Points from	WSU	TOL
Turnovers	5	16
Paint	22	48
Second Chance	2	16
Fast Breaks	6	6
Bench	25	44

Period by Period Scoring	1st	2nd	3rd	4th	TOT
WSU	3	13	19	21	56
TOL	20	29	15	24	88

GAME  
#2TOLEDO 93, CANISIUS 66  
NOV. 11 • SAVAGE ARENAOfficial Basketball Box Score - Final  
Canisius at Toledo  
11/11/22 John F. Savage Arena, Toledo, Ohio  
2022-23 Women's BasketballGame Time: 5:30 PM  
Game Duration: 2:52  
Attendance: 3,816

Officials: Brad Maxey, Dara Lofton, Nichole Fisher

Canisius - 66

Record: 1-1

NO. Name	Min	FG M-A	3P M-A	FT M-A	Rebounds OR DR TOT	Fouls PF FD	TP	AS	TO	ST	Blocks BS BA	+/-
14 Sisi Eleko	F 25:38	2-8	1-2	1-2	2 6 8	4 3	6	0	1	0	0 0	-23
33 Rhay Porter	F 16:49	0-1	0-0	2-2	1 4 5	3 2	2	1	0	1	0 0	-16
4 Vanessa Garrelts	G 31:07	3-9	1-5	9-9	0 2 2	3 8	16	1	5	0	0 0	-30
5 Athina Lexa	G 25:14	0-5	0-2	1-2	0 1 1	0 1	1	1	0	1	0 0	-26
22 Dani Haskell	G 24:22	6-11	3-7	0-0	0 0 0	4 0	15	1	2	0	0 1	-27
10 Giana Hernandez-Boulden	14:26	3-8	0-1	1-2	0 0 0	4 2	7	0	2	1	0 0	-1
34 Chloe Chard Pelouin	07:31	0-3	0-0	0-0	0 1 1	2 2	0	0	0	0	0 0	2
2 Lydia Gattozzi	20:25	3-4	0-0	4-4	0 1 1	2 2	10	0	0	0	0 0	-10
15 Elia Paez	07:38	0-0	0-0	0-0	0 2 2	1 0	0	0	0	0	1 0	5
20 Jane McCauley	15:48	2-4	2-3	0-0	0 1 1	1 0	6	0	0	0	0 0	-1
0 Brooklyn Thrash	09:37	1-3	1-1	0-0	0 1 1	5 0	3	1	1	1	0 1	-7
13 Xanthippi Karatasios	01:25	0-0	0-0	0-0	0 0 0	0 0	0	0	0	0	0 0	-1
Team					4 4 8		0	1				
Totals		20-56	8-21	18-21	7 23 30	29 20	66	5	12	4	1 2	-27

Technical Fouls: NONE

Dead Ball Rebounds: 2, 0

Toledo - 93

Record: 2-0

NO. Name	Min	FG M-A	3P M-A	FT M-A	Rebounds OR DR TOT	Fouls PF FD	TP	AS	TO	ST	Blocks BS BA	+/-
34 Jessica Cook	F 13:04	3-5	0-0	0-0	1 1 2	2 2	6	0	0	1	0 0	18
2 Sophia Wiard	G 30:11	6-8	4-4	4-4	1 3 4	0 5	20	6	2	0	0 0	30
5 Quinesha Lockett	G 27:28	10-19	3-7	4-4	3 7 10	3 3	27	6	1	2	0 0	24
22 Khera Goss	G 19:10	3-6	2-5	2-2	1 0 1	3 2	10	1	0	1	0 0	30
33 Sammi Mikonowicz	G 31:08	3-8	1-3	2-2	0 9 9	2 7	9	1	0	1	2 0	29
1 Nan Garcia	09:08	2-2	0-0	0-0	0 1 1	2 0	4	0	1	0	0 0	2
10 Justina King	21:13	1-6	0-2	8-9	1 1 2	0 6	10	1	3	1	0 0	-3
12 Jayda Jansen	12:56	1-5	0-1	2-2	2 0 2	4 0	4	0	0	1	0 0	0
13 Lonasia Brewer	17:48	0-2	0-0	3-8	5 2 7	3 4	3	2	3	1	0 1	7
4 Soleil Barnes	09:02	0-2	0-1	0-0	0 3 3	1 0	0	0	0	0	0 0	0
24 Yariah Curry	08:52	0-1	0-1	0-0	1 1 2	0 0	0	0	0	0	0 0	-2
Team					2 2 4		0	0				
Totals		29-64	10-24	25-31	17 30 47	20 29	93	17	10	8	2 1	27

Technical Fouls: NONE

Dead Ball Rebounds: 1, 0

	CAN	TOL
Biggest lead	0 (1 <sup>st</sup> 10:00)	29 (4 <sup>th</sup> 1:14)
Best Scoring Run	9 (2 <sup>nd</sup> 2:19)	11 (3 <sup>rd</sup> 8:06)
Lead Changes	0	
Times Tied	0	
Time with Lead	00:00	39:29

Points from	CAN	TOL
Turnovers	7	20
Paint	22	28
Second Chance	7	18
Fast Breaks	5	22
Bench	26	21

Period by Period Scoring	1st	2nd	3rd	4th	TOT
CAN	6	24	22	14	66
TOL	23	21	30	19	93



# TOLEDO BASKETBALL YEAR-BY-YEAR RESULTS

**ALL-TIME RECORD: 835-540 (.607)**


YEAR	OVERALL			MAC			COACH	MAC FINISH
	W	L	PCT	W	L	PCT		
1974-75	7	4	.636	--	--	--	Pat Besner	--
1975-76	2	7	.222	--	--	--	Pauline Bozzo	--
1976-77	4	8	.333	--	--	--	Janet Witker	--
1977-78	5	9	.357	--	--	--	Janet Witker	--
1978-79	3	15	.167	--	--	--	Janet Witker	--
1979-80	7	17	.292	--	--	--	Ethel Allman	--
1980-81	12	20	.375	--	--	--	Ethel Allman	--
1981-82	14	12	.538	3	6	.333	Ethel Allman	7th
1982-83	20	8	.714	13	5	.722	Ethel Allman	2nd
1983-84	18	11	.621	12	6	.667	Ethel Allman	3rd
1984-85	6	20	.231	4	14	.222	Steve Mix	T-9th
1985-86	7	21	.250	4	14	.222	Tim Selgo	10th
1986-87	12	14	.462	6	10	.375	Tim Selgo	7th
1987-88	14	14	.500	7	9	.438	Tim Selgo	5th
1988-89	25	8	.758	13	3	.813	Bill Fennelly	2nd
1989-90	25	7	.781	13	3	.813	Bill Fennelly	2nd
1990-91 & @	24	7	.774	13	3	.813	Bill Fennelly	1st
1991-92 & @	26	6	.813	15	1	.938	Bill Fennelly	1st
1992-93	18	10	.643	12	6	.667	Bill Fennelly	T-3rd
1993-94	24	8	.750	13	5	.722	Bill Fennelly	2nd
1994-95 & @	24	7	.774	15	3	.833	Bill Fennelly	1st
1995-96 @	25	6	.806	15	3	.833	Mark Ehlen	2nd
1996-97 & @	27	4	.871	16	2	.889	Mark Ehlen	1st
1997-98	24	7	.774	15	3	.833	Mark Ehlen	1st - West
1998-99 & @	25	6	.806	14	2	.875	Mark Ehlen	1st - West
1999-2000	14	15	.483	9	7	.563	Mark Ehlen	2nd - West
2000-01 & @	25	6	.806	15	1	.938	Mark Ehlen	1st - West
2001-02	17	11	.607	12	4	.750	Mark Ehlen	2nd - West
2002-03 &	20	10	.667	12	4	.750	Mark Ehlen	T-1st - West
2003-04	13	16	.448	8	8	.500	Mark Ehlen	4th - West
2004-05	14	15	.483	9	7	.563	Mark Ehlen	4th - West
2005-06	11	18	.379	4	12	.250	Mark Ehlen	6th - West
2006-07	11	19	.367	6	10	.375	Mark Ehlen	T-4th - West
2007-08	14	16	.467	5	10	.333	Mark Ehlen	5th - West
2008-09	18	13	.581	11	5	.688	Tricia Cullop	2nd - West
2009-10	25	9	.735	12	4	.750	Tricia Cullop	1st - West
2010-11 &	29	8	.784	14	2	.875	Tricia Cullop	1st - West
2011-12	24	10	.706	13	3	.813	Tricia Cullop	T-1st - West
2012-13 &	29	4	.779	15	1	.938	Tricia Cullop	1st - West
2013-14	16	16	.500	9	9	.500	Tricia Cullop	T-2nd - West
2014-15	19	14	.576	10	8	.556	Tricia Cullop	4th - West
2015-16	17	13	.576	12	6	.667	Tricia Cullop	3rd - West
2016-17 @	25	9	.735	12	6	.667	Tricia Cullop	T-3rd - West
2017-18	18	15	.545	8	10	.444	Tricia Cullop	4th - West
2018-19	21	12	.636	11	7	.611	Tricia Cullop	2nd - West
2019-20	14	17	.452	7	11	.389	Tricia Cullop	T-5th - West
2020-21	12	12	.500	8	12	.400	Tricia Cullop	9th
2021-22 &	29	6	.829	19	1	.944	Tricia Cullop	1st
2022-23	2	0	1.000	0	0	.000	Tricia Cullop	
<b>TOTALS</b>	<b>835</b>	<b>540</b>	<b>.607</b>	<b>444</b>	<b>246</b>	<b>.644</b>		

& MAC Regular Season Champion

@ MAC Tournament Champion



# 2022-23 Toledo Women's Basketball



**Nan Garcia**  
G/F • 6-0 • Jr.  
Jeffersonville, Ind.



**Sophia Wiard**  
G • 5-7 • Sr.  
Muskegon, Mich.



**Ella Doherty**  
G • 5-11 • So.  
Powmill, Scotland



**Soleil Barnes**  
G • 5-6 • Sr.  
Southfield, Mich.



**Quinesha Lockett**  
G • 5-10 • Sr.  
Omaha, Neb.



**Justina King**  
G • 5-8 • Sr.  
Scarborough, Ont.



**Jayda Jansen**  
G • 5-9 • Sr.  
Sun Prairie, Wis.



**Lonasia Brewer**  
F • 5-11 • Jr.  
Akron, Ohio



**Khera Goss**  
G • 5-9 • Jr.  
Indianapolis, Ind.



**Yaniah Curry**  
G/F • 5-8 • Jr.  
Cottleville, Mo.



**Sammi Mikonowicz**  
G/F • 5-10 • Jr.  
Rossford, Ohio



**Jessica Cook**  
F • 6-2 • So.  
Clay, N.Y.



**Hannah Noveroske**  
C • 6-5 • Sr.  
Michigan City, Ind.



**Tricia Cullop**  
15th Season  
Head Coach



**Jessie Ivey**  
3rd Season  
Associate Head Coach



**Danielle Page**  
5th Season  
Assistant Coach



**Mark Stephens**  
4th Season  
Assistant Coach



**Brad Pierson**  
10th Season  
Athletic Trainer