



# CINCINNATI

2021-22 MEN'S BASKETBALL GAME NOTES



2 NATIONAL TITLES | 6 FINAL FOURS | 8 ELITE EIGHTS | 10 SWEET SIXTEENS | 33 NCAA TOURNAMENTS | 41 CONFERENCE TITLES

## 2021-22 SCHEDULE / RESULTS

DATE	OPPONENT (TV)	TIME (ET)/RES
Nov. 9	Evansville (ESPN+)	7 p.m.
Nov. 13	Georgia (ESPN+)	7 p.m.
Nov. 16	Alabama A&M (ESPN+)	7 p.m.
Nov. 18	Presbyterian (ESPN+)	7 p.m.
Nov. 22	vs. Illinois* (ESPNNews)	6:30 p.m.
Nov. 23	vs. Arkansas/Kansas State	TBA
Nov. 27	Monmouth (ESPN+)	2 p.m.
Dec. 1	at Miami (OH)	TBA
Dec. 5	Bryant (ESPN+)	7 p.m.
Dec. 11	at Xavier (FS1)	8:30 p.m.
Dec. 14	Florida A&M (ESPN+)	7 p.m.
Dec. 18	Texas Southern (ESPN+)	12 p.m.
Dec. 21	Tennessee Tech (ESPN+)	7 p.m.
Dec. 28	at Houston* (ESPN2)	8 p.m.
Jan. 1	Tulane* (ESPN+)	TBA
Jan. 6	SMU* (ESPN2/U)	9 p.m.
Jan. 9	at Memphis* (ABC)	3:30 p.m.
Jan. 12	East Carolina* (ESPN+)	TBA
Jan. 16	at Wichita State* (ESPN/U)	1 p.m.
Jan. 20	Tulsa* (ESPNU)	9 p.m.
Jan. 25	at Temple* (ESPNU)	7 p.m.
Jan. 30	at East Carolina* (ESPNU)	TBA
Feb. 3	Memphis* (ESPN2)	7 p.m.
Feb. 6	Houston* (ESPN2)	6 p.m.
Feb. 9	at South Florida* (ESPN+)	TBA
Feb. 12	at Tulsa* (ESPN+)	TBA
Feb. 17	Wichita State* (ESPN/2)	TBA
Feb. 20	Temple* (ESPN2/U)	2 p.m.
Feb. 23	at UCF* (ESPNU)	9 p.m.
Feb. 26	South Florida* (ESPN+)	TBA
March 3	at SMU* (ESPN2/U)	TBA
March 10-13	AAC Tourney (Fort Worth, Texas)	TBA

## ON THE AIR

### TV: ESPN+

- Play-by-Play ..... Matt Noonan
- Analyst..... Kevin Johnson
- **Online:** ESPNPlus.com **Mobile App:** NBC

### RADIO: BEARCATS SPORTS NETWORK

- Play-by-Play ..... Dan Hoard
- Analyst..... Terry Nelson
- **Local:** 700 WLW AM
- **App:** The Varsity Network: "Search Cincinnati"

## ATHLETICS COMMUNICATIONS

DAVID COHEN ..... Primary Contact  
 Phone (C/C): ..... 817-739-6585  
 Email: ..... David.Cohen@uc.edu  
 Twitter ..... @DavidECohen\_  
 Web: ..... GoBEARCATS.com

## GAME AT A GLANCE

### CINCINNATI

0-0 • 0-0 AAC



### EVANSVILLE

0-0, 0-0 MVC

TUESDAY, NOV. 9, 2021 • 7:00 PM



### CINCINNATI BEARCATS

**Head Coach** Wes Miller

**Record at Cincinnati** 0-0 (First Year)

**Overall Record** 185-135 (11th Year)



### EVANSVILLE PURPLE ACES

**Head Coach** Todd Lickliter

**Record at School** 9-29 (Third Year)

**Overall Record** 169-148 (12th Year)

### GAME INFORMATION

**Facility** Fifth Third Arena

**Capacity** 12,012

**TV** ESPN+

**Radio** 700 WLW AM

**Online** The Varsity Network/TuneIn

**Series Record** Cincinnati leads 3-2

**Home/Away/Neutral** 1-1/1-1/1-0

**Last Meeting** Oct. 20, 1900 (Notre Dame won 58-0)

## THE WES MILLER ERA BEGINS

### WHAT'S IN STORE

The Bearcats begin the Wes Miller era by seeking their second-straight season-opening win. UC returns seven letterwinners, including three of its top four scorers in Jeremiah Davenport (11.7 ppg), David DeJulius (9.1) and Mika Adams-Woods (8.6). The squad also welcomed seven newcomers, including six transfers (Clemson, Mississippi State, Wake Forest, three UNC Greensboro). Hayden Koval (337 blocks) and Abdul Ado (249) enter as the national leaders in career blocked-shots.

Davenport, a Preseason Second-Team All-AAC selection, made the league's All-Tournament team last year after averaging 16.0 ppg on 9-for-20 three-point shooting and 6.0 rpg. He averaged 8.7 ppg prior to New Year's Day and 13.1 ppg the rest of the way.

### INSIDE THE NUMBERS

Cincinnati is home the first four games of the season, its most since doing the same to open the 2018-19 season (3-1). While at UNC Greensboro, Wes Miller won his last three season openers. The Spartans last year were 12th in three-point field goal attempts (763), 12th in rebounds (1,174) and 16th in turnover margin (plus-3.9). The Bearcats ranked in the top-100 for two categories but will look to use a healthy mix of returners and proven transfers to regain its power.

## PROBABLE STARTERS



**Abdul Ado**  
 5.9 ppg | 6.8 rpg  
 6-11 | 255 | Gr.  
 Lagos, Nigeria



**Mike Saunders**  
 3.5 ppg | 1.4 rpg  
 6-0 | 185 | So.  
 Indianapolis, Ind.



**David DeJulius**  
 9.1 ppg | 4.5 rpg  
 6-0 | 190 | Sr.  
 Detroit, Mich.



**John Newman III**  
 9.9 ppg | 9.9 rpg  
 6-5 | 205 | Sr.  
 Greensboro, N.C.



**Jeremiah Davenport**  
 11.7 ppg | 5.0 rpg  
 6-7 | 210 | Jr.  
 Cincinnati, Ohio

## CINCINNATI TRADITION

Cincinnati, ranked the No. 9 basketball program all-time by CBS' Matt Norlander in 2019, boasts 1,848 all-time wins, good for No. 12 nationally. The Bearcats have produced 32 All-Americans (last: Jarron Cumberland in 2019), 86 All-Conference selections, 57 NBA Draft picks (last: Jacob Evans III in 2018) and 54 members of the 1,000-Point Club. The program has spent 434 weeks Ranked in the AP Top 25, 212 in the Top 10 and 45 at No. 1. Jack Twyman and Oscar Robertson are both members of the Basketball Hall of Fame, with Robertson earning a spot on the NBA's 75th-Anniversary Team this fall.

## 2021-22 CINCINNATI NUMERICAL ROSTER

No.	Name	Pos.	Ht.	Wt.	Cl.	Hometown/Previous School
00	Abdul Ado	F	6-11	255	Gr.	Lagos, Nigeria/Mississippi State
2	A.J. McGinnis	G	6-3	180	So.	Huntsville, Ala./UNC Greensboro
3	Mike Saunders Jr.	G	6-0	185	So.	Indianapolis, Ind./Wasatch Academy (Utah)
5	David DeJulius	G	6-0	190	Sr.	Detroit, Mich./Michigan
11	C.J. Anthony	G	6-0	195	Fr.	Columbus, Ohio/Putnam Science Academy (Conn.)
15	John Newman III	W	6-5	205	Sr.	Greensboro, N.C./Clemson
23	Mika Adams-Woods	G	6-3	185	Jr.	Syracuse, N.Y./New Hampton School (N.H.)
24	Jeremiah Davenport	G	6-7	210	Jr.	Cincinnati, Ohio/Hargrave Military Academy (Va.)
25	Hayden Koval	C	7-1	225	Gr.	Prosper, Texas/UNC Greensboro
30	Viktor Lakhin	F	6-11	245	So.	Anapa, Russia/CSKA-2
31	Sam Martin	G	5-10	175	Gr.	Cincinnati, Ohio/Summit Country Day
32	Jarrett Hensley	F	6-8	220	So.	Merriam, Kan./UNC Greensboro
33	Ody Oguama	F	6-9	225	Jr.	Raleigh, N.C./Wake Forest
43	Rob Banks	F	6-5	210	Jr.	Bracknell, England/Gould Academy (Maine)
45	Mason Madsen	G	6-4	200	So.	Rochester, Minn./Mayo Senior HS

### Coaching Staff

**Head Coach:** Wes Miller (first season)

**Assistant Coach:** Mike Roberts (first season)

**Assistant Coach:** Chad Dollar (first season)

**Assistant Coach:** Andre Morgan (first season)

**Chief of Staff:** Chris LePore (first season)

**Director of Player Development:** DerMarr Johnson (first season)

**Associate AD, Sports Performance:** Mike Rehfeldt (first season)

**Director of Operations:** Jake Thelen (first season)

**Video Coordinator:** Kevin Anzenberger (first season)

**Administrative Assistant:** Matt Miller (first season)

**Special Assistant to the Head Coach:** C.B. McGrath (first season)

**Graduate Assistants:** Kyle Washington, Jaylen Stowe, Jordan McKenzie

## PRONUNCIATION

MIKA Adams-Woods	MY-ka
Ody OGUAMA	Oh-Guam-a
Viktor LAKHIN	LOCK-in
Hayden KOVAL	Koh-Vahl

## ROSTER INFORMATION

### By State/Country

Alabama	(1) A.J. McGinnis
England	(1) Rob Banks
Indiana	(1) Mike Saunders Jr.
Kansas	(1) Jarrett Hensley
Mali	(1) Mamoudou Diarra
Michigan	(1) David DeJulius
Minnesota	(1) Mason Madsen
New York	(1) Mika Adams-Woods
North Carolina	(2) John Newman III, Ody Oguama
Ohio	(3) C.J. Anthony, Jeremiah Davenport, Sam Martin
Russia	(1) Viktor Lakhin
Texas	(1) Hayden Koval

### By Class

Freshmen (1)	C.J. Anthony
Sophomore (5)	A.J. McGinnis, Mike Saunders Jr., Viktor Lakhin, Jarrett Hensley, Mason Madsen
Juniors (4)	Mika Adams-Woods, Jeremiah Davenport, Ody Oguama, Rob Banks
Seniors (5)	Abdul Ado, David DeJulius, John Newman III, Hayden Koval, Sam Martin

## CINCINNATI QUICK FACTS

### GENERAL INFORMATION

Location	Cincinnati, OH 45221
Founded	1819
Enrollment	46,798
Nickname	Bearcats
Colors	Red (PMS: 186) and Black
Arena (Capacity)	Fifth Third Arena (12,012)
Affiliation	NCAA Division I
Conference	American Athletic Conference
President	Neville Pinto
Director of Athletics	John Cunningham
Faculty Representative	Brian Hatch
Department of Athletics Phone	(513) 556-4603
Athletics Ticket Office Phone	(877) CATS-TIX

### ATHLETIC COMMUNICATIONS

Primary Basketball Contact	David Cohen
Office/Cell Phone	(513) 556-5182/(817) 739-6585
Email Address	david.cohen@uc.edu
Associate AD/Communications	Zach Stipe
Office/Cell Phone	(513) 556-5186/513-497-3132
Email	stipezd@ucmail.uc.edu

### TEAM INFORMATION

2020-21 Record	12-11
AAC Record (Finish)	8-6 (Fifth)
Starters returning/lost	3/2
Letterwinners returning/lost	9/5
Newcomers	7
Pct. points returning	51.4 percent (815 of 1,585)
Pct. rebounds returning	40.3 percent (336 of 833)
Pct. assists returning	64.4 percent (215 of 334)



**BEARCAT FAMILY RUNS DEEP**

- » Wes Miller has made it a priority to connect several classes and generations of UC basketball alumni, a model which his alma mater, UNC prides itself.
- » DerMarr Johnson was hired as the Director of Player Development. He was the NBA's sixth-overall pick from the vaunted 1999-00 UC team that spent several weeks at No. 1. After an injury-shortened career, he served as a student assistant under Mick Cronin and completed his degree in 2019.
- » Kyle Washington is in his first year as a GA. He played his final two years at UC after transferring from N.C. State, helping the Bearcats to consecutive 30-win seasons for the first time ever (2016-18), averaging 12.1 ppg with 10 double-doubles.

**BIG THREE**

This past summer, Johnson and fellow alum James White took part in the Big3 league which was split among Las Vegas and New Orleans. White was a second-round pick of the Portland Trail Blazers in 2006 after scoring 1,088 points in three years as a Bearcat.

**YOUNG, WILD AND FREE**

Head coach Wes Miller enters the season as the nation's winningest coach under 40. His 185 wins rank ahead of LSU's Will Wade (177) and New Mexico's Richard Pitino (159).

**BLOCK PARTY**

Hayden Koval (337) and Abdul Ado (249) enter the season as the nation's top-two active shot blockers. Koval ranks 48th all-time. Abdul's 59.4-career field goal percentage ranked 22nd nationally as of the end of the 2020-21 season.

**FAMILIAR FACES**

Jarrett Hensley, Hayden Koval and A.J. McGinnis all came from UNCG, while John Newman III was committed as a transfer before ultimately following Miller to the Queen City. Cincinnati is the only team with three transfers from the same school. The former three also all played at Link Year Prep in Missouri.

**AGE IS JUST A NUMBER**

Abdul Ado (Oct. 10, 1997) and Hayden Koval (March 8, 1998) are the 10th and 12th oldest players in Division I. Cincinnati's average age of 21.56 heading into Opening Night ranks fourth behind Drake, Penn State and Chattanooga.

**PRESEASON ALL-AAC**

Jeremiah Davenport earned a second-team nod from the league this season. He also gained recognition on the AAC All-Tournament Team in 2021 after averaging 12.7 points and 6.0 rebounds to go with nine treys as the Bearcats stormed to the championship game.

He collected 12 double-figure scoring games overall.

**SAUNDERS' RECOGNITION**

Sophomore guard Mike Saunders Jr. was named to Jon Rothstein's 20 Under-The-Radar Breakout Players for the 2021-22 season. Noted things to watch were his "major burst on the open floor," and a key cog in rebuilding the program to begin the Wes Miller era.

**ALL IN THE FAMILY**

Davenport is one of four siblings in his family to play collegiate basketball. His mother played at Morehead State, while his brothers Michael (St. Bonaventure), Joshua (Winthrop) and sister Naomi (West Virginia) all played at the Division I level.

**PUBLISHED AUTHOR**

Few coaches, or anyone in particular, can say they published a book while in school. Wes Miller authored "The Road to Blue Heaven," a diary of his senior season as a Tar Heel.

**THE JET SPEAKS TO THE TEAM**

Two-time NBA champion and Emmy winner Kenny Smith (TNT's Inside the NBA) spoke to the team over Zoom on Oct. 25, offering advice on succeeding on and off the court. Smith and Wes Miller are members of the North Carolina Basketball family, and Smith even left Miller a voicemail during his playing days that served as inspiration.

**FULL CIRCLE ON THE STAFF**

C.B. McGrath, the special assistant to the head coach, was an assistant at North Carolina from 2003-17, spanning Miller's entire time as a player. McGrath, a former Kansas team captain, later served as UNC Wilmington's head coach from 2017-20.

**NCAA TOURNAMENT REGULARS**

Cincinnati joins Duke, Gonzaga, Kansas, Michigan State, North Carolina, Michigan, Wisconsin, VCU as programs to make at least nine of the past 10 NCAA Tournaments.

**DECADE IN REVIEW**

- » 257-100 overall record (.720 win percentage)
- » 107 wins in AAC play (league best)
- » Won three AAC regular-season titles (2014, 2018, 2020) and tournament titles (2018, 2019, 2020).
- » 157-29 home record (.844 win percentage)
- » Ranked in the AP Top 25 poll for 71 weeks.
- » 28 all-conference awards won by 13 different players.
- » Five former players signing with NBA teams (Troy Caupain, Gary Clark, Jacob Evans III, Sean Kilpatrick and Trevon Scott).

**RULING THE AAC**

- » UC's road win at SMU (1/7) marked the Bearcats' 100th AAC victory. UC has won more AAC games than any other league member since the conference formed prior to the 2013-14 campaign.
- » The UC men's basketball program has been a member of nine leagues (not including three stints as an independent) during its 120-year history. The Bearcats have 100 or more conference wins in two other leagues: 128 in the Missouri Valley Conference (1957-58 through 1969-70) and 123 in Conference USA (1995-96 through 2004-05).
- » Cincinnati has claimed three AAC regular-season crowns (2014, 2018, 2020) and two AAC Tournament titles (2018, 2019) while winning an AAC-best 100 conference games.

## LAST TIME OUT

**FORT WORTH, Texas** – Cincinnati saw its run through the AAC Championship end with a 91-54 loss to No. 7 Houston in the finals Sunday at Dickies Arena.

Jeremiah Davenport scored a team-high 11 points with a trio of 3-pointers to lead the Bearcats, who were making their fourth consecutive appearance in the league tournament championship game. Mahmoudou Diarra came off the bench to add 10 points and six rebounds. Keith Williams added eight points and five rebounds.

Davenport was named to the AAC Championship All-Tournament Team.

Quentin Grimes led Houston with 21 points and five 3-pointers. Marcus Sasser added 16 points. DeJon Jarreau contributed 10 points and seven assists.

Houston, who fell short to Cincinnati in each of the last two tournament championship games in 2018 and 2019 claimed their first title as a member of the AAC and snapped UC's eight-game win streak in the tournament.

Houston led from the start. After the Cougars jumped out to a 6-0 early lead Davenport and Mika Adams-Woods hit 3-pointers to pull UC within 8-6 four minutes into the game. A jumper from Mason Madsen at 13:27 kept UC within 13-9.

Brisen Gresham hit a 3-pointer and later a jumper to give Houston a 23-13 lead at 8:37 and the Bearcats were never able to cut the deficit inside 10 points the rest of the game.

Houston led by as 18 points in the first half and owned a 41-27 advantage at halftime. A driving layup by Mike Saunders Jr. cut UC's deficit to 41-29 40 seconds into the second half. However, Houston responded with a 12-0 run to take a 53-29 advantage with 15:37 to go and were never threatened afterward.

Houston shot 56.1 percent from the floor while limiting UC to 27.7 percent shooting. The Cougars tallied 32 points in the paint.

Despite the setback, UC finishes the season winning nine of its last 13 games after starting the season 3-7.

## COMPARISON (2020-21)

## Offense

UE	Team	UC
64.8	PPG	68.9
44.0	FG%	42.3
37.7	3FG%	31.1
71.8	FT%	65.6
26.8	RPG	36.2
11.6	APG	15.0
11.0	TOs PG	14.6

## COMPARISON (2020-21)

## Defense

UE	Team	UC
69.6	PPG	72.1
51.4	FG%	43.7
41.0	3FG%	33.6
32.0	RPG	34.5
11.2	APG	13.9
11.6	TOs PG	13.3
2.2	Blocks PG	3.8
4.9	Steals PG	6.7

## EVANSVILLE SERIES HISTORY

- » The Bearcats lead 3-2, with all meetings coming between 1954-90.
- » UC was 3-0 against the Missouri Valley in 2019-20 after not playing one since Dec. 8, 2007.

## ALL-TIME RESULTS

Date	Site	Result
12/29/54	Neutral	W, 82-62
12/20/86	Cincinnati, Ohio	W, 76-62
1/6/88	Evansville, Ind.	L, 75-82
2/13/89	Cincinnati, Ohio	L, 69-83
12/15/90	Evansville, Ind.	W, 58-48



### THE MILLER FILE

- » Hometown: Greensboro, N.C.
- » Alma Mater: North Carolina, 2007

### COACHING EXPERIENCE

- » 2008-09: Elon Assistant Coach
- » 2009-10: High Point Assistant Coach
- » 2010-11: UNC Greensboro Assistant Coach
- » 2011: UNC Greensboro Interim Head Coach
- » 2011-21: UNC Greensboro Head Coach
- » 2021-Present Head Coach, Cincinnati

### PLAYING EXPERIENCE

- » 2002-03 James Madison
- » 2004-07 North Carolina
- » 2007-08 London Capitals (BBL)
- » Member of North Carolina's 2004-05 National Championship Team

## CINCINNATI HEAD COACH WES MILLER

Wes Miller was named the 28th University of Cincinnati men's basketball head coach on April 14, 2021.

Miller comes to UC after a decade as the head coach at UNC Greensboro.

Regarded as one of the top young coaches in college basketball, Miller built the Spartans into perennial championship and NCAA Tournament contenders, was named as ESPN.com's No. 1 Coach Under 40 in May 2020 and also was tabbed for The Athletic's 40 Under 40 list a year ago. His 185-career wins coming into the 2021-22 season also put him in the national lead for coaches under 40, ahead of LSU's Will Wade (177) and New Mexico's Richard Pitino (159).

"I am incredibly excited to welcome Wes into the Bearcats family," Cunningham said. "He is an extremely dynamic coach and mentor who impressed me with his drive, focus and attention to detail. He's a proven winner as a head coach and was able to rebuild a program and lead a remarkable turnaround at UNCG over the last decade. We cast a very wide net in this search and Wes emerged as the right coach to lead the Bearcats into the future."

"I'm absolutely thrilled to be the head coach at the University of Cincinnati," Miller said. "I'm thankful for President Pinto and [AD] John Cunningham for bringing me into the Bearcats family. I am honored to lead such a storied program and excited to get to work. I also can't thank UNCG enough because I wouldn't be here without my players and athletic director Kim Record. This last decade coaching the Spartans has been extremely rewarding."

Miller's collegiate head coach and mentor Roy Williams had high praise for his former player.

"Wes Miller is one of the most outstanding young coaches in our game and what he did at UNC- Greensboro makes me believe he is THE most outstanding," Williams said. "As a player at North Carolina he came closer to reaching his full potential than any player I've ever coached. His energy, his determination, his intelligence and his care for young people convinces me that he will continue at that level. I am so happy for him and the University of Cincinnati Basketball program and I look forward to being in the stands!"

### AT UNCG

• The Spartans all-time winningest head coach, Miller totaled 185 wins in 10 seasons with four Southern Conference Regular-Season Championships. Over the last five years, UNCG has five-straight 20-win seasons, two NCAA Tournament appearances, two NIT appearances, two Southern Conference Tournament Championships, 125 wins and 70-20 record in conference play.

- UNCG won 21 games during the 2020-21 season along with the SoCon regular season and tournament championship and earned its second NCAA Tournament appearance in four years.
- The Spartans won 20 or more games in each of the last five seasons, including a program record 29 in 2018-19. Miller led UNCG to NCAA Tournament appearances in 2017-18 and 2020-21.

### AS AN ASSISTANT COACH

- Miller, who also spent the 2010-11 season as an assistant coach at UNCG, also spent two seasons as an assistant coach at Elon and High Point. Miller also ran his own basketball camps in Charlotte and Greensboro for two summers.

### PLAYING DAYS

- In three seasons as a player at North Carolina under Coach Williams, Miller helped the Tar Heels to the national championship in 2005, two Atlantic Coast Conference regular-season championships and one ACC Tournament title.
- He was team captain as a senior in 2006-07, leading UNC to 31 wins and the NCAA Elite 8 as well as the ACC regular-season and tournament titles, and a final No. 3 national ranking.
- A fan favorite at UNC, Miller authored a book entitled The Road to Blue Heaven, which was published as a diary of his experiences as a North Carolina basketball player.
- In addition to his success on the floor, Miller excelled off the court, earning ACC Academic Honor Roll recognition and the UNC Athletic Director's Scholar Athlete-Award. He earned his degree in political science from North Carolina in 2007.
- Upon his graduation from North Carolina, Miller played one season of professional basketball for the London Capitals of the British Basketball League, where he averaged 19.6 points per game to rank eighth in the league.
- Miller was a prep standout at the New Hampton School in New Hampshire. He earned a scholarship to James Madison University, where he played one season before transferring to North Carolina to become a walk-on for Coach Williams' squad.

## MILLER'S YEARLY COACHING RECORD

SEASON	SCHOOL (CONF.)	OVERALL	LEAGUE (FINISH)	LEAGUE TOURNAMENT (RECORD)	POSTSEASON
2011-12	UNC Greensboro (SoCon)	11-11	10-8 (First, North)	Semifinals	
2012-13	UNC Greensboro (SoCon)	9-22	6-12 (Sixth, North)	Quarterfinals	
2013-14	UNC Greensboro (SoCon)	14-18	7-9 (Sixth)	First Round	
2014-15	UNC Greensboro (SoCon)	11-22	6-12 (Ninth)	Quarterfinals	
2015-16	UNC Greensboro (SoCon)	15-19	10-8 (Sixth)	Quarterfinals	CBI Quarterfinals
2016-17	UNC Greensboro (SoCon)	25-10	14-4 (First)	Runner-Up	NIT First Round
2017-18	UNC Greensboro (SoCon)	27-8	15-3 (First)	Champion	NCAA First Round
2018-19	UNC Greensboro (SoCon)	29-7	15-3 (Second)	Runner-Up	NIT Second Round
2019-20	UNC Greensboro (SoCon)	23-9	13-5 (Third)	Quarterfinals	
2020-21	UNC Greensboro (SoCon)	21-9	13-5 (First)	Championship	NCAA First Round
Head Coaching Totals		185-135	109-69		



## MILLER'S RECORD AGAINST ALL OPPONENTS

Opponent	Record	ETSU	9-8	Liberty	2-0	Ohio	0-1	VCU	0-1
Appalachian State	5-2	Ferrum	1-0	Lipscomb	0-1	Prairie View A&M	1-0	Vermont	1-0
Averett	1-0	Florida State	0-1	Little Rock	1-0	Presbyterian	2-2	Virginia	0-2
Belmont Abbey	2-0	Furman	11-9	Longwood	1-1	Purdue Fort-Wayne	0-1	Virginia Tech	1-1
Campbell	1-0	Georgetown	1-1	Louisiana Tech	2-0	Radford	2-0	VMI	12-2
Chattanooga	14-8	Georgia Southern	1-3	LSU	0-1	Richmond	0-1	West Carolina	11-9
Chowan	3-0	Gonzaga	0-1	Mars Hill	2-0	Rutgers	0-2	William Peace	1-0
Citadel	20-2	Greensboro	4-0	Mercer	11-4	Samford	17-4	Winston-Salem	1-0
Clayton	1-0	High Point	1-4	Miami(FL)	0-1	San Diego	0-1	Winthrop	0-1
College of Charleston	2-1	Houston Baptist	1-0	Montana State	0-1	Southeastern Louisiana	1-0	Wofford	10-12
Coppin State	1-1	Indiana	0-1	Navy	1-1	Southern Wesleyan	1-0	Youngstown State	0-1
Davidson	0-4	Jacksonville	1-0	North Carolina A&T	4-2	Stetson	1-0		
Delaware	2-0	James Madison	1-0	North Dakota State	1-0	Syracuse	0-1		
Duke	0-1	Johnson & Wales	1-0	Norfolk State	1-0	Tenn. Tech	1-0		
Duquesne	0-1	Kansas	0-1	North Alabama	1-0	UCF	0-1		
East Carolina	0-4	Kennesaw State	1-0	North Carolina	0-3	UNC-Asheville	1-1		
Eastern Michigan	0-1	Kentucky	0-1	North Carolina Wesleyan	1-0	UNC-Wilmington	2-2		
Elon	2-8	Lees-McRae	1-0	Northern Kentucky	1-0	USC Upstate	1-0		

## BEARCATS STARTING LINEUPS

Evansville	xxxx	xxxx	xxxx	xxxx	xxxx
------------	------	------	------	------	------

## RADIO/TELEVISION CHART



00

**ABDUL ADO**  
F • 6-11 • 255 • GR  
Lagos, Nigeria



2

**A.J. MCGINNIS**  
G • 6-3 • 180 • SO  
Huntsville, Al.



3

**MIKE SAUNDERS JR.**  
G • 6-0 • 185 • SO  
Indianapolis, Ind.



5

**DAVID DEJUILUS**  
G • 6-0 • 190 • SR  
Detroit, Michigan



11

**C.J. ANTHONY**  
G • 6-0 • 195 • FR  
Columbus, Ohio



15

**JOHN NEWMAN III**  
G • 6-5 • 205 • SR  
Greensboro, NC



23

**MIKA ADAMS-WOODS**  
G • 6-3 • 185 • JR  
Syracuse, N.Y.



24

**JEREMIAH DAVENPORT**  
C • 6-7 • 210 • GR  
Cincinnati, Ohio




25

**HAYDEN KOVAL**  
C • 7-1 • 225 • GR  
Prosper, Texas



30

**VIKTOR LAKHIN**  
F • 6-11 • 245 • SO  
Anapa, Russia



31

**SAM MARTN**  
G • 5-10 • 175 • GR  
Cincinnati, Ohio



32

**JARRETT HENSLEY**  
F • 6-8 • 220 • SO  
Merriam, Kansas



33

**ODY OGUAMA**  
F • 6-9 • 225 • JR  
Raleigh, N.C.




43

**ROB BANKS**  
F • 6-5 • 210 • JR  
Bracknell, England




45

**MASON MADSEN**  
G • 6-4 • 200 • SO  
Rochester, Minn.



**WES MILLER**  
Head Coach  
First Season



**MIKE ROBERTS**  
Assistant Coach  
First Season



**CHAD DOLLAR**  
Assistant Coach  
First Season



**ANDRE MORGAN**  
Assistant Coach  
First Season



# #00 ABDUL ADO

CENTER • 6-11 • 255 • GRAD STUDENT • TR • LAGOS, NIGERIA (MISSISSIPPI STATE)

## CAREER AT MISSISSIPPI STATE

Ado started in 130 of 131 career games over his four seasons ... The 130 starts are most in program history ... His lone appearance off the bench came against Texas A&M (March 9, 2019) when he gave his starting spot to Aric Holman on Senior Day ... Finished his career with 67 consecutive starts ... Totaled 800 points, 806 rebounds and 249 blocks ... Connected on 59.4 percent from the floor (309-of-520) and 58.9 percent at the foul line (182-of-309) ... The 59.4 shooting percentage is first in program history among players who have made at least 300 field goals ... The 249 blocks are tied for second with Erick Dampier (1994-95-96) and trail only the NCAA's all-time leader Jarvis Varnado (2007-08-09-10) ... He and Varnado are the only players to own four seasons of 50-plus blocks in program history ... Ranked among the SEC's top 10 in blocks per game during all four seasons ... Recorded 5-plus blocks in eight games where MSU posted a 6-2 record ... Secured multiple blocks in 72 of his 131 appearances ... The 806 rebounds are ninth in program history ... Hauled down 5-plus rebounds in 90 of his 131 games and led MSU in rebounding 35 times ... Came away with 24 outings in double figures where MSU notched a 15-9 mark ... Surpassed 500 points during his 80th career game against No. 8 Auburn (Jan. 4, 2020) and 500 rebounds in his 87th career game at Florida (Jan. 28, 2020).



## 2020-21 (SENIOR SEASON)

Opponent	Min	FG-FGA	3FG-FGA	FT-FTA	Off-Def-Tot	PF	A	TO	Blk	Stl	Pts
Clemson	16	0-4	0-0	0-0	3-4-7	5	1	3	0	0	0
Liberty	34	5-5	0-0	4-5	1-4-5	3	1	2	1	0	14
Texas State	14	2-2	0-0	3-4	2-3-5	3	1	2	2	0	7
North Texas	27	3-6	0-0	0-0	4-5-9	4	0	1	5	2	6
Jackson State	21	1-3	0-0	2-2	3-5-8	3	2	1	1	0	4
Dayton	31	1-3	0-0	0-0	2-5-7	5	0	1	0	1	2
Central Arkansas	23	3-5	0-0	0-1	2-3-5	2	0	2	2	1	6
Mississippi Valley State	23	2-4	0-0	0-1	1-2-3	2	0	2	1	1	4
Georgia	32	1-3	0-0	3-5	4-4-8	4	2	2	3	2	5
Kentucky	35	2-3	0-0	1-1	1-4-5	3	1	2	4	3	5
Missouri	33	1-4	0-0	4-4	2-5-7	1	1	0	3	0	6
Vanderbilt	34	4-8	0-0	0-0	3-5-8	4	1	0	1	0	8
Texas A&M	30	2-3	0-0	0-0	1-4-5	2	0	2	1	1	4
Florida	34	5-5	0-0	1-2	3-6-9	3	1	0	3	1	11
Ole Miss	35	1-5	0-0	2-2	4-5-9	0	1	1	3	1	4
Alabama	32	3-3	0-0	0-0	0-1-1	0	0	0	3	1	6
Tennessee	32	2-5	0-0	2-5	7-5-12	1	0	4	1	1	6
Iowa State	17	0-1	0-0	0-0	3-4-7	1	1	3	0	0	0
Arkansas	23	1-4	0-0	0-0	0-1-1	0	0	0	2	0	2
South Carolina	28	1-3	0-0	0-0	3-4-7	2	0	2	2	1	2
LSU	25	0-0	0-0	2-2	3-3-6	3	3	2	0	0	2
Vanderbilt	21	2-3	0-0	0-0	0-1-1	2	0	1	2	1	4
Ole Miss	30	4-9	0-0	1-1	4-3-7	3	0	0	2	0	9
South Carolina	23	3-5	0-0	5-6	3-5-8	0	0	2	3	1	11
Alabama	29	4-6	0-0	1-2	2-7-9	0	1	1	4	1	9
Texas A&M	27	4-5	0-0	0-3	3-3-6	1	1	2	5	0	8
Auburn	33	1-2	0-0	3-4	3-2-5	2	2	2	1	0	5
Kentucky	33	6-8	0-0	0-0	4-5-9	3	0	0	1	1	12
Alabama	26	2-4	0-0	2-2	5-6-11	1	0	1	5	0	6
Saint Louis	31	1-2	0-0	2-4	1-6-7	2	0	2	0	0	4
Richmond	26	4-5	0-0	0-2	3-8-11	5	3	1	2	0	8
Louisiana Tech	24	3-5	0-0	2-3	3-4-7	2	1	2	3	0	8
Memphis	32	3-6	0-0	2-2	3-8-11	3	0	3	2	1	8

## SEASON & CAREER STATISTICS

### 2020-21 SEASON

14 vs. Liberty, 11/26/20	Pts	19 at Texas A&M, 2/20/18
9 at Ole Miss, 2/20/21	FG Atts	9, 3x (last at Ole Miss, 2/20/21)
6 vs. Kentucky, 3/11/21	FG Made	8 at Texas A&M, 2/20/18
0	3PT-FG Atts	0
0	3PT-FG Made	0
6 vs. South Carolina, 2/24/21	FT Atts	10 vs. Auburn, 1/26/20
5 vs. South Carolina, 2/24/21	FT Made	7 vs. Radford, 12/18/19
12 at Tennessee, 1/26/21	Rebs	13 vs. Little Rock, 12/20/17
3 vs. Richmond, 3/25/21	Assts	3, 2x (last vs. Richmond, 3/25/21)
3 vs. Kentucky, 1/2/21	Stls	4 at Cincinnati, 12/12/17
5 vs. Alabama, 3/12/21	Blks	9 at Auburn, 1/4/20
35 vs. Ole Miss, 1/19/21	Mins 37, 2x (last at South Carolina, 3/3/20)	

## MISCELLANEOUS STATISTICS

CATEGORY	2017-18	2018-19	2019-20	2020-21	CAREER
Double-Figure Scoring Games	12	4	4	4	24
Double-Figure Rebounding Games	5	2	4	4	15
Double-Double Games	3	0	2	0	5
20-Point Scoring Games	0	0	0	0	0
Games Led Team in Scoring					0
Games Led Team in Rebounding					0
Games Led Team in Assists					0
Games With 3+ Assists	1	0	0	2	3
Games With 3+ Blocks	13	10	9	12	34
Games With 3+ Steals	1	0	1	1	3
Games With 3+ Three-Pointers	0	0	0	0	0

## CAREER STATISTICS

YEAR	GP-GS	MIN-AVG	TOTAL FG-FGA	PCT	3-PTERS FG-FGA	PCT	FT-FTA	PCT	REBOUNDS PCTOFF-DEF-TOT	AVG	PF-FO	AST	TO	BLK	STL	PTS-AVG
2017-18	36-36	953-26.5	112-182	.615	0-0	.000	58-113	.513	103-128-231	6.4	93-2	13	71	67	28	282-7.8
2018-19	31-30	746-24.1	51-83	.614	0-0	.000	43-69	.623	54-86-140	4.5	87-1	13	35	57	20	145-4.7
2019-20	31-31	878-28.3	69-116	.595	0-0	.000	39-64	.609	100-109-209	6.7	82-2	20	42	58	16	177-5.7
2020-21	33-33	915-27.7	77-139	.554	0-0	.000	42-63	.667	86-140-226	6.8	75-3	24	49	67	21	196-5.9
<b>TOTALS</b>	<b>131-130</b>	<b>3,492-26.7</b>	<b>309-520</b>	<b>.594</b>	<b>0-0</b>	<b>.000</b>	<b>182-309</b>	<b>.589</b>	<b>343-463-806</b>	<b>6.2</b>	<b>337-8</b>	<b>70</b>	<b>197</b>	<b>249</b>	<b>85</b>	<b>800-6.1</b>





# #2 A.J. MCGINNIS

GUARD • 6-3 • 180 • SOPHOMORE • TR • HUNTSVILLE, ALA. (UNC GREENSBORO)

**2020-21 (at UNCG)** Averaged 6.1 points per game ... One of three Spartans to make at least 40 3-pointers ... He made a career best four 3-pointers in his collegiate debut against Duquesne ... Also made four 3-pointers in a road win over The Citadel ... Scored in double figures seven times ... Scored a career-high 14 points in 19 minutes on 4-of-6 shooting against The Citadel ... Grabbed five of UNCG's school record 63 rebounds in a win over North Carolina A&T ... Scored 13 points at Samford and against Duquesne ... Had his only blocked shot of the season in a game against The Citadel on Jan. 18.

**HIGH SCHOOL:** McGinnis averaged 22 points and 3.7 rebounds per game at Link Year Prep while shooting 53 percent from three-point distance. During his senior year at James Clemens (Ala.) High School, the 6-foot-3 guard was named to the All-Area Team as he averaged 17.5 points, five rebounds and four assists per game.



## 2020-21 (FRESHMAN SEASON)

Opponent	Min	FG-FGA	3FG-FGA	FT-FTA	Off-Def-Tot	PF	A	TO	Blk	Stl	Pts
Duquesne	17	4-5	4-5	1-4	0-0-0	0	2	0	0	0	13
Coppin State	16	2-6	2-6	0-0	0-3-3	0	0	1	0	0	6
Norfolk State	4	0-3	0-2	0-1	0-0-0	0	0	0	0	0	0
USC Upstate	11	2-7	0-5	0-0	0-1-1	0	0	0	0	0	4
Elon	13	2-4	2-4	0-0	0-0-0	2	0	3	0	1	6
North Carolina A&T	18	4-10	3-8	0-0	1-4-5	1	1	1	0	0	11
ETSU	12	1-3	1-3	0-0	0-1-1	1	0	1	0	0	3
Wofford	11	2-5	2-4	0-0	0-0-0	2	0	0	0	2	6
Wofford	20	1-7	0-5	0-0	1-1-2	0	0	0	0	0	2
Samford	21	4-9	3-8	2-2	0-2-2	0	0	2	0	0	13
Samford	15	2-4	2-4	0-0	0-4-4	3	1	0	0	0	6
Citadel	20	3-8	2-6	0-0	0-1-1	1	1	0	1	1	8
Chattanooga	15	0-4	0-3	0-0	0-1-1	1	1	0	0	1	0
Mercer	21	4-7	2-5	0-0	0-0-0	0	2	1	0	0	10
VMI	12	1-6	1-4	0-0	0-1-1	2	1	1	0	0	3
Citadel	20	4-6	4-6	2-2	0-0-0	2	2	0	0	2	14
Furman	19	1-5	0-3	0-0	1-2-3	3	0	1	0	0	2
Furman	8	0-1	0-1	0-0	0-0-0	0	0	0	0	1	0
Mercer	17	3-8	1-5	0-0	0-2-2	0	1	2	0	1	7
VMI	15	3-4	1-2	0-0	1-0-1	2	0	1	0	0	7
Chattanooga	10	0-0	0-0	0-0	0-1-1	0	0	0	0	0	0
Western Carolina	20	4-10	2-8	0-1	0-2-2	1	1	1	0	0	10
Western Carolina	12	2-4	2-4	0-0	0-0-0	2	0	1	0	1	6
ETSU	17	2-5	1-4	0-0	0-0-0	0	0	0	0	1	5
Citadel	23	4-9	2-5	0-0	0-3-3	0	0	0	0	1	10
ETSU	14	3-7	3-5	0-0	0-0-0	2	0	1	0	0	9
Mercer	12	1-4	0-3	2-2	0-0-0	2	0	0	0	0	4
Florida State	11	1-5	1-4	1-2	0-1-1	1	0	0	0	0	4

## SEASON & CAREER STATISTICS

### 2020-21 SEASON

14 at The Citadel, 2/3/21	Pts	14 at The Citadel, 2/3/21
10, 2x (last at W. Carolina, 2/22/21)	FG Atts	10, 2x (last at W. Carolina, 2/22/21)
4, 7x (last vs. The Citadel, 3/6/21)	FG Made	4, 7x (last vs. The Citadel, 3/6/21)
8, 3x (last at W. Carolina, 2/22/21)	3PT-FG Atts	8, 3x (last at W. Carolina, 2/22/21)
4, 2x (last at The Citadel, 2/3/21)	3PT-FG Made	4, 2x (last at The Citadel, 2/3/21)
4 vs. Duquesne, 12/2/20	FT Atts	4 vs. Duquesne, 12/2/20
2, 3x (last vs. Mercer, 3/8/21)	FT Made	2, 3x (last vs. Mercer, 3/8/21)
5 at NC A&T, 12/22/20	Rebs	5 at NC A&T, 12/22/20
2, 3x (last at Mercer, 2/13/21)	Assts	2, 3x (last at Mercer, 2/13/21)
2, 2x (last at The Citadel, 2/3/21)	Stls	2, 2x (last at The Citadel, 2/3/21)
1 vs. The Citadel, 1/18/21)	Blks	1 vs. The Citadel, 1/18/21)
23 vs. The Citadel, 3/6/21	Mins	23 vs. The Citadel, 3/6/21

## MISCELLANEOUS STATISTICS

CATEGORY	2020-21	CAREER
Double-Figure Scoring Games	7	7
Double-Figure Rebounding Games	0	0
Double-Double Games	0	0
20-Point Scoring Games	0	0
Games Led Team in Scoring		
Games Led Team in Rebounding		
Games Led Team in Assists		
Games With 3+ Assists	0	0
Games With 3+ Blocks	0	0
Games With 3+ Steals	0	0
Games With 3+ Three-Pointers	5	5

## CAREER STATISTICS

YEAR	GP-GS	MIN-AVG	TOTAL		3-PTERS		FT-FTA	REBOUNDS			PF-FO	AST	TO	BLK	STL	PTS-AVG
			FG-FGA	PCT	FG-FGA	PCT		PCTOFF-DEF-TOT	AVG							
2020-21	27-0	413-15.3	59-151	.391	40-118	.339	7-12	.583	4-29-33	1.2	27-0	13	17	1	12	165-6.1
TOTALS	27-0	413-15.3	59-151	.391	40-118	.339	7-12	.583	4-29-33	1.2	27-0	13	17	1	12	165-6.1



# #3 MIKE SAUNDERS JR.

GUARD • 6-0 • 185 • SOPHOMORE • 1L • INDIANAPOLIS, IND. (WASATCH ACADEMY)

**2020-21 Season (Freshman):** Started 10 of 22 games, averaging 3.5 points, 1.4 rebounds and 1.4 assists in 15.3 minutes ... started 10 of last 12 games of the season, averaging 5.5 points and 1.5 assists while shooting 45.7 percent (21 of 46) from the field ... tallied a season-high 19 points on 6-of-8 shooting with a pair of threes against Memphis (2/28) ... registered 12 points on 5-of-6 shooting from the field with six rebounds against SMU (3/12) ... had eight points and four assists vs. USF (12/16).



## 2020-21 (FRESHMAN SEASON)

Opponent	Min	FG-FGA	3FG-FGA	FT-FTA	Off-Def-Tot	PF	A	TO	Blk	Stl	Pts
Lipscomb	4	0-0	0-0	0-0	0-0-0	0	0	1	0	0	0
Xavier	10	1-3	0-1	0-0	0-0-0	0	1	0	0	0	2
Furman	10	0-2	0-1	2-2	0-2-2	0	0	1	0	0	2
Tennessee	12	1-2	0-0	0-0	0-1-1	3	0	0	0	1	2
South Florida	16	2-4	0-0	4-4	0-2-2	2	4	1	0	1	8
Georgia	14	0-2	0-2	0-2	0-0-0	3	2	3	0	1	0
UCF	20	0-3	0-1	2-2	1-3-4	2	3	3	0	1	2
Tulsa	11	0-0	0-0	0-0	0-0-0	1	2	1	0	0	0
SMU	6	0-1	0-0	0-0	0-0-0	1	0	3	0	1	0
Wichita State	6	1-1	0-0	0-0	0-0-0	1	0	0	0	0	2
Temple	15	0-3	0-2	0-0	0-1-1	1	1	1	0	0	0
Tulane	14	0-1	0-0	0-0	0-0-0	0	1	2	0	2	0
Temple	4	0-1	0-1	0-0	0-0-0	0	0	0	0	0	0
UCF	7	0-0	0-0	0-0	0-1-1	0	1	0	0	0	0
Houston	22	1-2	1-1	3-4	1-1-2	5	2	1	0	0	6
Tulsa	8	1-1	1-1	2-2	0-1-1	2	0	1	0	0	5
Tulane	32	3-7	1-3	0-0	0-3-3	1	2	2	0	1	7
Memphis	31	6-8	2-4	5-7	1-2-3	1	2	1	0	1	19
Vanderbilt	17	1-4	0-1	1-2	0-2-2	0	3	3	0	1	3
SMU	32	5-6	0-0	2-3	0-6-6	3	1	4	0	2	12
Wichita State	29	3-9	0-2	0-0	0-0-0	0	4	1	0	1	6
Houston	22	1-7	0-3	0-0	1-2-3	0	2	2	0	0	2

## SEASON & CAREER STATISTICS

2020-21 Season		Career
19 vs. Memphis, 2/28/21	Pts	19 vs. Memphis, 2/28/21
8 vs. Memphis, 2/28/21	FG Atts	8 vs. Memphis, 2/28/21
6 vs. Memphis, 2/28/21	FG Made	6 vs. Memphis, 2/28/21
4 vs. Memphis, 2/28/21	3PT-FG Atts	4 vs. Memphis, 2/28/21
2 vs. Memphis, 2/28/21	3PT-FG Made	2 vs. Memphis, 2/28/21
7 vs. Memphis, 2/28/21	FT Atts	7 vs. Memphis, 2/28/21
5 vs. Memphis, 2/28/21	FT Made	5 vs. Memphis, 2/28/21
6 vs. SMU, 3/12/21	Rebs	6 vs. SMU, 3/12/21
4, 2x (last vs. Wichita State, 3/13/21)	Assts	4, 2x (last vs. Wichita State, 3/13/21)
2, 2x (last vs. SMU, 3/12/21)	Stls	2, 2x (last vs. SMU, 3/12/21)
0	Blks	0
32 vs. SMU, 3/12/21	Mins	32 vs. SMU, 3/12/21

## MISCELLANEOUS STATISTICS

CATEGORY	2020-21	CAREER
Double-Figure Scoring Games	2	2
Double-Figure Rebounding Games	0	0
Double-Double Games	0	0
20-Point Scoring Games	0	0
Games Led Team in Scoring	0	0
Games Led Team in Rebounding	0	0
Games Led Team in Assists	0	0
Games With 3+ Assists	4	4
Games With 3+ Blocks	0	0
Games With 3+ Steals	0	0
Games With 3+ 3-Pointers	0	0

## CAREER STATISTICS

YEAR	GP-GS	MIN-AVG	TOTAL FG-FGA	PCT	3-PTERS FG-FGA	PCT	FT-FTA	PCT	REBOUNDS PCTOFF-DEF-TOT	AVG	PF-FO	AST	TO	BLK	STL	PTS-AVG
2020-21	22-10	337-15.3	26-67	.388	5-23	.217	21-28	.750	4-27-31	1.4	26-1	31	31	0	13	78-3.5
TOTALS	22-10	337-15.3	26-67	.388	5-23	.217	21-28	.750	4-27-31	1.4	26-1	31	31	0	13	78-3.5



# #5 DAVID DeJULIUS

GUARD • 6-0 • 195 • SENIOR • DETROIT, MICH. (MICHIGAN)

**2020-21 Season (Junior):** Played in 19 games with 16 starts averaging 9.1 points, 4.5 rebounds 4.2 assists in 29.6 minutes ... ranked among AAC leaders in assist-to-turnover ratio (second at 2.5), assists (sixth at 4.2), defensive rebounds (10th at 4.2) and minutes (17th at 29.5) ... named to AAC Weekly Honor Roll (2/8) after scoring a season-high 26 points on 10-of-18 shooting with four 3-pointers and three steals at Temple (2/4) ... named to AAC Weekly Honor Roll (12/14) after tallying 11 points, seven assists and three steals at No. 12 Tennessee (12/12) ... posted 16 points on 6-of-11 shooting with six assists and five rebounds vs. Xavier (12/6) ... handed out 12 assists at SMU (1/7), the most by a Bearcat since Steve Logan (16 assists vs. Coppin State in 2001-02) ... grabbed six or more rebounds in seven games, including as many as nine against Furman (12/9) and at SMU (1/7) ... led the team in assists in 12 games.



## 2020-21 (SENIOR SEASON)

Opponent	Min	FG-FGA	3FG-FGA	FT-FTA	Off-Def-Tot	PF	A	TO	Blk	Stl	Pts
Lipscomb	34:24	3-7	2-5	0-0	0-6-6	1	4	0	0	0	8
Xavier	29:17	6-11	0-2	4-4	1-4-5	3	6	0	0	1	16
Furman	30:22	1-5	0-3	5-6	0-9-9	2	5	3	0	0	7
at Tennessee	33:50	5-17	1-6	0-0	1-3-4	1	7	2	0	3	11
South Florida	24:12	2-5	1-4	0-0	0-1-1	2	2	0	1	0	5
at Georgia	27:25	3-9	1-5	0-0	0-3-3	3	1	3	0	1	7
at UCF	27:16	4-8	0-3	1-1	1-2-3	2	5	4	0	0	9
Tulsa	32:52	4-12	1-6	0-0	0-2-2	2	4	1	0	0	9
at SMU	33:42	1-7	0-3	0-0	0-9-9	1	12	3	0	1	2
at Wichita State	32:53	4-11	1-4	3-4	0-6-6	3	7	2	0	0	12
at Temple	35:18	10-18	4-11	2-4	0-4-4	3	3	4	0	3	26
at Tulane	36:20	3-11	2-5	4-4	1-6-7	1	4	3	0	1	12
Temple	33:31	2-10	0-5	5-6	0-8-8	2	4	4	0	2	9
UCF	32:23	6-12	1-5	1-2	0-2-2	1	2	1	0	2	14
at Houston	30:31	2-9	0-2	4-4	1-3-4	2	2	1	0	0	8
at Tulsa	35:13	2-10	0-4	1-3	0-8-8	1	5	1	0	1	5
vs. SMU	8:12	0-1	0-0	1-2	0-1-1	1	1	0	0	0	1
vs. Wichita State	22:57	3-7	1-3	0-0	0-1-1	1	4	0	0	0	7
vs. Houston	21:35	2-5	1-3	0-0	0-2-2	0	2	0	0	0	5

## SEASON & CAREER STATISTICS

2020-21 SEASON	CAREER	
26 at Temple, 2/4/21	Pts	26 at Temple, 2/4/21
10 at Temple, 2/4/21	FG Atts	10 at Temple, 2/4/21
18 at Temple, 2/4/21	FG Made	18 at Temple, 2/4/21
11 at Temple, 2/4/21	3PT-FG Atts	11 at Temple, 2/4/21
4 at Temple, 2/4/21	3PT-FG Made	4, 3x (last at Temple, 2/4/21)
6 2x, (last vs. Temple, 2/12/21)	FT Atts	10 vs. Purdue, 1/9/20
5 2x, (last vs. Temple, 2/12/21)	FT Made	7 vs. Purdue, 1/9/20
9 vs. Furman, 12/9/20	Rebs	9 vs. Furman, 12/9/20
12 at SMU, 1/7/21	Assts	12 at SMU, 1/7/21
3, 2x (last at Temple, 2/4/21)	Stls	3, 2x (last at Temple, 2/4/21)
1 vs. South Florida, 12/16/20	Blks	1, 2x (last vs. South Florida, 12/16/20)
36 at Tulane, 2/7/21	Mins	36 at Tulane, 2/7/21

## MISCELLANEOUS STATISTICS

CATEGORY	2018-19	2019-20	2020-21	CAREER
Double-Figure Scoring Games	0	11	6	17
Double-Figure Rebounding Games	0	0	0	0
Double-Double Games	0	0	0	0
20-Point Scoring Games	0	1	1	2
Games Led Team in Scoring	0	1		1
Games Led Team in Rebounding	0	3		3
Games Led Team in Assists	0	1		1
Games With 3+ Assists	0	8	13	21
Games With 3+ Blocks	0	0	0	0
Games With 3+ Steals	0	0	2	2
Games With 3+ Three-Pointers	0	3	1	4

## CAREER STATISTICS

	TOTAL				3-PTERS		REBOUNDS									
YEAR	GP-GS	MIN-AVG	FG-FGA	PCT	FG-FGA	PCT	FT-FTA	PCT	OFF-DEF-TOT	AVG	PF-FO	AST	TO	BLK	STL	PTS-AVG
2018-19*	25-0	96-3.8	6-30	.200	1-15	.067	1-6	.167	1-11-12	0.5	11-0	5	5	0	5	14-0.6
2019-20*	31-1	647-20.9	75-180	.417	30-83	.361	37-51	.725	7-68-75	2.4	37-0	47	20	1	13	217-7.0
2020-21	19-16	562-29.6	63-175	.360	16-79	.203	31-40	.775	5-80-85	4.5	32-0	80	32	1	15	173-9.1
Total	75-17	1,305-17.4	144-385	.374	47-177	.266	69-97	.711	13-159-172	2.3	80-0	132	57	2	33	404-5.4

\* - Statistics from playing career at Michigan



# #11 C.J. ANTHONY

**GUARD • 6-0 • 195 • FRESHMAN • COLUMBUS, OHIO (PUTNAM SCIENCE ACADEMY)**

**Prior to UC:** Played at Harvest Prep in Canal Winchester ... earned State Player of the Year honors as a junior and senior, finishing as Central Ohio's all-time leading scorer with 2,395 points ... three-time team captain and MVP, as well as making the principal honor roll list ... team won state title as a junior and conference, district titles those two years ... parents are Chris (Sr.) and Kenn Anthony ... has two sisters, Chrissy and Chrissette, and a brother, Christian.



## SEASON & CAREER STATISTICS

2020-21 SEASON	CAREER
0	Pts 0
0	FG Atts 0
0	FG Made 0
0	3PT-FG Atts 0
0	3PT-FG Made 0
0	FT Atts 0
0	FT Made 0
0	Rebs 0
0	Assts 0
0	Stls 0
0	Blks 0
0	Mins 0

## MISCELLANEOUS STATISTICS

CATEGORY	2021-22	CAREER
Double-Figure Scoring Games	0	0
Double-Figure Rebounding Games	0	0
Double-Double Games	0	0
20-Point Scoring Games	0	0
Games Led Team in Scoring		0
Games Led Team in Rebounding		0
Games Led Team in Assists		0
Games With 3+ Assists	0	0
Games With 3+ Blocks	0	0
Games With 3+ Steals	0	0
Games With 3+ Three-Pointers	0	0



# #15 JOHN NEWMAN III

GUARD • 6-5 • 205 • SENIOR • TR • GREENSBORO, N.C. (CLEMSON)

**2020-21 (Junior):** Appeared in 22 games, earning eight starts, and averaging 3.1 ppg and 15.5 mpg... Was recovering from knee injury suffered during 2020 ACC Tournament... Had season-high 12 points against Maryland, Georgia Tech and Florida State... Shot 34.1 percent from the field and was 12-for-13 (92.3 percent) from the foul line... Averaged 2.0 rpg and had 24 assists with 12 steals ... Named to NABC's Honors Court in August 2021 for his academic achievements.

## 2020-21 (JUNIOR SEASON)

Opponent	Min	FG-FGA	3FG-FGA	FT-FTA	Off-Def-Tot	PF	A	TO	Blk	Stl	Pts
Mississippi State	18	0-4	0-1	0-0	1-2-3	2	1	0	0	0	0
Purdue	17	1-5	0-1	0-0	1-0-1	4	1	2	0	1	2
South Carolina State	22	3-5	2-3	0-0	0-1-1	0	3	1	1	2	8
Maryland	24	6-13	0-3	0-0	2-1-3	3	1	1	0	1	12
Alabama	27	2-5	1-3	0-0	0-5-5	3	0	5	1	1	5
Virginia Tech	19	0-1	0-1	2-2	0-3-3	2	0	0	0	1	2
Morehead State	23	0-5	0-3	0-0	0-1-1	1	2	0	0	2	0
Florida State	24	2-7	0-1	2-2	2-5-7	2	4	3	0	1	6
NC State	13	0-3	0-0	0-0	0-1-1	2	1	1	0	0	0
Virginia	10	3-5	1-2	0-0	0-1-1	0	0	1	0	0	7
Georgia Tech	29	5-8	2-2	0-0	3-1-4	3	2	1	0	0	12
Florida State	23	3-5	1-3	5-5	1-3-4	2	1	2	0	0	12
Louisville	22	1-3	0-2	0-0	0-3-3	1	2	4	0	0	2
Duke	12	1-7	0-1	0-0	0-2-2	0	0	1	0	0	2
Syracuse	18	1-4	0-2	3-4	0-3-3	1	5	0	1	1	5
Georgia Tech	7	1-3	0-1	0-0	0-1-1	0	0	0	0	0	2
Wake Forest	8	0-1	0-0	0-0	0-0-0	2	0	1	0	1	0
Miami (FL)	5	0-1	0-1	0-0	0-0-0	0	0	0	0	0	0
Syracuse	7	1-4	1-2	0-0	1-0-1	0	0	0	0	0	3
Pitt	7	1-1	0-0	0-0	0-0-0	1	0	0	0	1	2
Miami (FL)	6	0-0	0-0	0-0	0-0-0	1	1	1	0	0	0
Rutgers	3	0-1	0-0	0-0	0-1-1	1	0	0	0	0	0



## SEASON & CAREER STATISTICS

2020-21 Season	Career
12 vs. Maryland, 12/9/20	Pts 23 vs. Louisville, 2/15/20
13 vs. Maryland, 12/9/20	FG Atts 13, 2x (last vs. Maryland, 12/9/20)
6 vs. Maryland, 12/9/20	FG Made 7, 2x (last vs. Louisville, 2/15/20)
3, 5x (last vs. Fla. State, 1/23/21)	3PT-FG Atts 7 vs. Syracuse, 1/28/20
2 vs. Georgia Tech, 1/20/21	3PT-FG Made 3 vs. Presbyterian, 11/7/20
5 vs. Florida State, 1/23/21	FT Atts 7, 2x (last vs. Louisville, 2/15/20)
5 vs. Florida State, 1/23/21	FT Made 7 vs. Louisville, 2/15/20
7 vs. Florida State, 12/29/20	Rebs 10 at Boston College, 2/22/20
5 vs. Syracuse, 2/6/21	Assts 5 vs. Syracuse, 2/6/21
2, 2x (last vs. Morehead St., 12/21/20)	Stls 4, 2x (last vs. Duke, 1/14/20)
1, 3x (last vs. Syracuse, 2/6/21)	Blks 2, 4x (last vs. Syracuse, 1/28/20)
28 vs. Georgia Tech, 1/20/21	Mins 43 at UNC, 1/11/20

## MISCELLANEOUS STATISTICS

CATEGORY	2018-19	2019-20	2020-21	CAREER
Double-Figure Scoring Games	0	10	3	13
Double-Figure Rebounding Games	0	1	0	1
Double-Double Games	0	1	0	1
20-Point Scoring Games	0	1	0	1
Games Led Team in Scoring				0
Games Led Team in Rebounding				0
Games Led Team in Assists				0
Games With 3+ Assists	0	14	3	17
Games With 3+ Blocks	0	0	0	0
Games With 3+ Steals	0	3	0	3
Games With 3+ 3-Pointers	0	1	0	1

## CAREER STATISTICS

YEAR	GP-GS	MIN-AVG	TOTAL FG-FGA	PCT	3-PTERS FG-FGA	PCT	FT-FTA	PCT	REBOUNDS PCTOFF-DEF-TOT	AVG	PF-FO	AST	TO	BLK	STL	PTS-AVG
2018-19	34-1	407-12.0	28-73	.384	19-45	.422	6-11	.545	15-45-60	1.8	31-0	15	19	5	12	71-2.1
2019-20	31-31	982-31.7	103-234	.44.0	27-89	.30.3	61-84	.72.6	16-106-122	3.9	58-0	68	41	15	31	294-9.5
2020-21	22-8	342-15.5	31-91	.341	8-32	.250	12-13	.923	11-34-45	2.0	31-0	24	24	3	12	82-3.7
<b>TOTAL</b>	<b>87-40</b>	<b>1,731-19.9</b>	<b>162-398</b>	<b>.407</b>	<b>54-166</b>	<b>.325</b>	<b>79-108</b>	<b>.731</b>	<b>42-185-227</b>	<b>2.6</b>	<b>120-0</b>	<b>107</b>	<b>84</b>	<b>23</b>	<b>55</b>	<b>457-5.3</b>





# #23 MIKA ADAMS-WOODS

GUARD • 6-3 • 185 • SOPHOMORE • SYRACUSE, N.Y. (NEW HAMPTON HS [N.H.])

**2020-21 Season (Sophomore):** Started 17 of 23 games played, averaging 8.6 points, 2.5 rebounds, 2.0 assists and 1.0 steals in 29.8 minutes ... ranked among the AAC leaders in free throw percentage (third at .873) and minutes played (16th at 29.7) ... shot 87.3 percent (48 of 55) from the free-throw line for the season, including a stretch of 18 consecutive makes ... tallied a season-high 16 points three times ... registered 16 points with seven assists and a pair of threes against Tulane (2/26) ... scored 16 points on 6-of-9 shooting while playing 40 minutes vs. Vanderbilt (3/4) ... had 16 points on 6-of-14 shooting against Lipscomb (12/2) ... hit a season-high four 3-pointers and scored 14 points at SMU (1/7) ... scored in double figures in nine games.



## 2020-21 (SOPHOMORE SEASON)

Opponent	Min	FG-FGA	3FG-FGA	FT-FTA	Off-Def-Tot	PF	A	TO	Blk	Stl	Pts
Lipscomb	33	6-14	1-5	3-3	1-2-3	1	2	1	0	0	16
Xavier	31	2-8	0-2	1-2	0-1-1	1	3	1	1	2	5
Furman	27	1-3	1-1	4-4	0-1-1	4	1	0	0	0	7
Tennessee	27	3-6	1-2	1-1	0-1-1	2	1	2	0	1	8
South Florida	27	2-7	1-3	0-0	0-0-0	0	1	0	0	0	5
Georgia	26	3-13	0-5	2-2	0-2-2	1	2	0	1	2	8
UCF	29	3-6	1-4	2-2	3-0-3	3	1	3	0	0	2
Tulsa	24	1-7	0-3	3-3	1-1-2	0	1	1	0	0	5
SMU	30	5-6	4-5	0-0	1-3-4	3	2	2	1	2	14
Wichita State	30	0-5	0-2	2-2	0-2-2	1	2	0	0	0	2
Temple	22	0-2	0-1	3-6	0-1-1	1	3	0	0	1	3
Tulane	24	2-4	1-2	0-0	0-1-1	1	1	1	0	2	5
Temple	32	4-8	2-4	2-2	0-5-5	1	1	2	0	2	12
UCF	30	4-8	3-6	2-2	0-5-5	1	1	1	0	1	13
Houston	27	0-3	0-2	0-0	0-0-0	1	0	2	0	1	0
Tulsa	33	3-7	0-4	0-0	2-3-5	2	2	0	1	0	6
Tulane	33	4-8	2-3	6-7	0-3-3	3	7	2	0	2	16
Memphis	34	4-8	0-2	2-2	1-3-4	1	1	2	0	0	10
Vanderbilt	40	6-9	1-3	3-3	0-0-0	4	2	1	0	1	16
East Carolina	38	4-9	2-5	2-2	1-3-4	2	5	1	0	2	12
SMU	31	2-7	2-4	4-4	0-5-5	4	4	1	2	2	10
Wichita State	28	2-7	0-1	2-3	0-4-4	2	1	2	0	2	6
Houston	28	2-6	1-4	4-5	0-1-1	1	1	2	0	0	9

## SEASON & CAREER STATISTICS

2020-21 Season	Career
16, 3x (last vs. Vanderbilt, 3/4/21)	Pts 16, 3x (last vs. Vanderbilt, 3/4/21)
14 vs. Lipscomb, 12/2/20	FG Atts 14 vs. Lipscomb, 12/2/20
6 vs. Vanderbilt, 3/4/21	FG Made 6 vs. Vanderbilt, 3/4/21
6 vs. UCF, 2/14/21	3PT-FG Atts 7 vs. Memphis, 2/13/20
4 at SMU, 1/7/21	3PT-FG Made 4 at SMU, 1/7/21
7 vs. Tulane, 2/26/21	FT Atts 7 vs. Tulane, 2/26/21
6 vs. Tulane, 2/26/21	FT Made 6 vs. Tulane, 2/26/21
5, 4x (last vs. SMU, 3/12/21)	Rebs 6 at ECU, 2/16/20
7 vs. Tulane, 2/26/21	Assts 7 vs. Tulane, 2/26/21
2, 9x (last vs. Wichita State, 3/13/21)	Stls 2, 15x (last vs. Wichita St., 3/13/21)
2 vs. SMU, 3/12/21	Blks 2, 2x (last vs. SMU, 3/12/21)
40 vs. Vanderbilt, 3/4/21	Mins 40, 2x (last vs. Vanderbilt, 3/4/21)

## MISCELLANEOUS STATISTICS

CATEGORY	2019-20	2020-21	CAREER
Double-Figure Scoring Games	7	9	16
Double-Figure Rebounding Games	0	0	0
Double-Double Games	0	0	0
20-Point Scoring Games	0	0	0
Games Led Team in Scoring	0		0
Games Led Team in Rebounding	0		0
Games Led Team in Assists	2		2
Games With 3+ Assists	7	5	12
Games With 3+ Blocks	0	0	0
Games With 3+ Steals	0	0	0
Games With 3+ 3-Pointers	1	2	3

## CAREER STATISTICS

YEAR	GP-GS	MIN-AVG	TOTAL FG-FGA	PCT	3-PTS FG-FGA	PCT	FT-FTA	PCT	OFF-DEF-TOT	AVG	PF-FO	AST	TO	BLK	STL	PTS-AVG
2019-20	29-19	620-21.4	47-110	.427	22-59	.373	30-39	.769	8-56-64	2.2	57-1	45	31	8	17	146-5.0
2020-21	23-17	686-29.8	63-161	.391	23-73	.315	48-55	.873	10-47-57	2.5	40	45	27	6	23	197-8.6
<b>TOTAL</b>	<b>52-36</b>	<b>1,306-25.1</b>	<b>110-271</b>	<b>.406</b>	<b>45-132</b>	<b>.341</b>	<b>78-94</b>	<b>.830</b>	<b>18-103-121</b>	<b>2.3</b>	<b>97</b>	<b>90</b>	<b>58</b>	<b>14</b>	<b>40</b>	<b>343-6.6</b>



# #24 JEREMIAH DAVENPORT

GUARD • 6-7 • 205 • JUNIOR • CINCINNATI, OHIO (HARGRAVE MILITARY ACADEMY)

**2020-21 Season (Sophomore):** Started 14 of 23 games, averaging 11.7 points, 5.0 rebounds, 1.7 assists and 0.8 steals in 28.5 minutes ... finished the season ranked among AAC leaders in 3-pointers made (eighth at 2.1), 3-point field goal percentage (ninth at .378), field goal percentage (11th at .457), points (15th at 11.7), rebounds (17th at 5.0) and minutes played (21st at 28.5) ... named to AAC All-Tournament Team after averaging 12.7 points and 6.0 rebounds with nine 3-pointers in three games ... hit a season-high five 3-pointers and scored 19 points to go with seven rebounds and a season-high four steals against SMU (3/12) ... named to the AAC Weekly Honor Roll after scoring a season-high 27 points vs. Tulane (2/26) on 10-of-16 shooting with four 3-pointers, five rebounds and five assists ... registered his first career double-double with 18 points and 10 rebounds at SMU (1/7) ... tallied 12 points, eight rebounds and six assists vs. Temple (2/12) ... led the Bearcats in scoring eight times, scoring in double figures 12 times, leading UC in rebounds seven times and hitting three or more 3-pointers nine times.



## 2020-21 (SOPHOMORE SEASON)

Opponent	Min	FG-FGA	3FG-FGA	FT-FTA	Off-Def-Tot	PF	A	TO	Blk	Stl	Pts
Lipscomb	14	2-3	0-1	0-0	0-2-2	0	4	2	0	2	4
Xavier	17	2-6	2-4	0-0	1-0-1	3	0	1	0	0	6
Furman	16	3-4	2-3	0-0	1-0-1	2	2	2	0	1	8
Tennessee	26	5-8	4-7	0-1	0-2-2	3	0	0	0	1	14
South Florida	26	2-7	0-3	0-0	1-1-2	2	0	1	0	1	4
Georgia	23	6-13	1-6	5-6	5-1-6	2	0	4	1	1	18
UCF	24	2-5	0-1	3-5	1-5-6	1	2	2	0	0	7
Tulsa	27	6-9	3-4	1-1	3-4-7	2	0	2	0	1	16
SMU	31	7-13	3-8	1-1	1-9-10	1	1	1	0	0	18
Wichita State	29	2-9	0-6	2-2	1-5-6	2	1	2	0	1	6
Temple	36	5-13	3-8	1-3	1-6-7	0	2	1	1	2	14
Tulane	28	2-6	1-3	0-0	1-3-4	1	2	2	0	0	5
Temple	35	5-12	2-7	0-1	1-7-8	2	6	1	0	0	12
UCF	30	1-6	1-5	2-2	1-5-6	2	2	3	0	0	5
Houston	29	4-13	2-8	1-1	0-2-2	1	1	1	0	0	11
Tulsa	28	5-8	4-6	0-0	1-6-7	4	0	3	0	2	14
Tulane	38	10-16	4-7	3-3	2-3-5	2	5	2	0	2	27
Memphis	34	3-8	1-5	2-2	1-2-3	3	2	1	0	0	9
Vanderbilt	37	6-9	3-6	0-0	2-4-6	1	5	1	0	0	15
East Carolina	36	7-15	3-9	2-2	1-5-6	2	2	1	0	0	19
SMU	33	6-10	5-7	2-3	2-5-7	2	2	4	1	4	19
Wichita State	32	1-4	1-3	5-6	1-8-9	3	0	4	0	0	8
Houston	28	4-13	3-10	0-0	1-1-2	1	0	1	0	1	11

## SEASON & CAREER STATISTICS

2020-21 Season		Career
27 vs. Tulane, 2/26/21	Pts	27 vs. Tulane, 2/26/21
16 vs. Tulane, 2/26/21	FG Atts	16 vs. Tulane, 2/26/21
10 vs. Tulane, 2/26/21	FG Made	10 vs. Tulane, 2/26/21
10 vs. Houston, 3/14/21	3PT-FG Atts	10 vs. Houston, 3/14/21
5 vs. SMU, 3/12/21	3PT-FG Made	5 vs. SMU, 3/12/21
6, 2x (last vs. Wichita State, 3/13/21)	FT Atts	6, 3x (last vs. Wichita State, 3/13/21)
5, 2x (last vs. Wichita State, 3/13/21)	FT Made	5, 2x (last vs. Wichita State, 3/13/21)
10 at SMU, 1/7/21	Rebs	10 at SMU, 1/7/21
6 vs. Temple, 2/12/21	Assts	6 vs. Temple, 2/12/21
4 vs. SMU, 3/12/21	Stls	4 vs. SMU, 3/12/21
1, 3x (last vs. Wichita State, 3/13/21)	Blks	1, 3x (last vs. Wichita State, 3/13/21)
37 vs. Vanderbilt (3/4/21)	Mins	37 vs. Vanderbilt (3/4/21)

## MISCELLANEOUS STATISTICS

CATEGORY	2019-20	2020-21	CAREER
Double-Figure Scoring Games	0	12	12
Double-Figure Rebounding Games	0	1	1
Double-Double Games	0	1	1
20-Point Scoring Games	0	1	1
Games Led Team in Scoring	0	7	7
Games Led Team in Rebounding	0	3	3
Games Led Team in Assists	0	2	2
Games With 3+ Assists	0	3	3
Games With 3+ Blocks	0	0	0
Games With 3+ Steals	0	1	1
Games With 3+ 3-Pointers	0	10	10

## CAREER STATISTICS

	TOTAL				3-PTS		REBOUNDS									
YEAR	GP-GS	MIN-AVG	FG-FGA	PCT	FG-FGA	PCT	FT-FTA	PCT	OFF-DEF-TOT	AVG	PF-FO	AST	TO	BLK	STL	PTS-AVG
2019-20	18-0	123-6.8	10-30	.333	2-14	.143	13-17	.765	6-12-18	1.0	18-0	2	11	0	6	35-1.9
2020-21	23-14	656-28.5	96-210	.457	48-127	.378	30-39	.769	29-86-115	5.0	42-0	39	42	3	19	270-11.7
TOTAL	41-14	779-19.0	106-240	.442	50-141	.355	43-56	.768	35-98-133	3.2	60-0	41	53	3	25	305-7.4



# #25 HAYDEN KOVAL

CENTER • 7-1 • 220 • GRAD • PROSPER, TEXAS (UNC GREENSBORO)

**2020-21 (at UNCG):** Averaged 19.7 minutes and 7.1 points per game ... Opened the season with seven blocked shots against Little Rock, the second most in program history in a single game ... It was the eighth time in UNCG history that a player has recorded at least seven blocked shots in a game ... Lead the SoCon and was 26th nationally in blocked shots per game (2.2). He had 337 career blocked shots, which is 48th overall in NCAA history. His 65 blocked shots are 11th in the country ... Scored a UNCG best 17 points against Winthrop ... Scored in double figures eight times this season ... Had at least three blocked shots in 11 games, including six at North Carolina A&T and five at Samford ... Grabbed a season best eight rebounds at VMI ... Has grabbed at least six rebounds eight times ... Has made 26 3-pointers.



## 2020-21 (SENIOR SEASON)

Opponent	Min	FG-FGA	3FG-FGA	FT-FTA	Off-Def-Tot	PF	A	TO	Blk	Stl	Pts
Little Rock	25	3-6	2-5	6-7	2-4-6	1	0	1	7	1	14
Winthrop	25	5-9	3-6	4-4	1-6-7	4	0	1	3	0	17
Duquesne	27	1-5	0-2	1-2	0-4-4	1	0	1	3	0	3
Coppin State	19	0-8	0-7	0-0	3-3-6	3	0	0	0	0	0
Norfolk State	28	2-3	0-1	0-0	1-3-4	3	0	0	4	0	4
USC Upstate	23	3-5	0-2	0-0	0-4-4	1	0	0	2	0	6
Elon	14	0-2	0-0	0-0	0-1-1	0	0	0	0	0	0
North Carolina A&T	21	4-9	1-4	2-3	1-5-6	2	0	0	6	0	11
ETSU	19	1-3	0-1	2-2	1-1-2	4	0	0	4	2	4
Wofford	17	4-4	1-1	1-1	1-1-2	2	1	0	2	0	10
Wofford	20	4-5	1-2	1-2	1-3-4	3	0	0	3	0	10
Samford	17	3-5	2-4	0-0	0-5-5	3	1	0	5	0	8
Samford	19	3-4	1-2	2-2	1-3-4	3	0	1	1	1	9
Citadel	10	1-4	0-3	0-1	0-0-0	2	1	2	1	0	2
Chattanooga	20	4-6	0-1	0-2	1-2-3	2	1	0	2	0	9
Mercer	20	4-8	1-4	2-2	1-4-5	2	0	0	1	0	11
VMI	15	0-1	0-0	0-0	0-2-2	0	0	1	1	1	0
Citadel	16	1-3	1-3	0-0	0-2-2	2	1	0	4	0	3
Furman	21	1-5	0-3	0-0	1-5-6	1	0	0	2	1	2
Furman	13	2-3	2-2	2-4	0-1-1	3	0	0	0	0	8
Mercer	21	4-7	1-2	0-0	3-1-4	1	4	0	0	0	9
VMI	21	3-6	1-3	1-1	3-5-8	3	0	1	0	0	8
Chattanooga	17	3-7	1-5	2-2	1-3-4	0	0	0	2	0	9
Western Carolina	19	4-7	1-4	0-0	2-0-2	2	1	0	0	1	9
Western Carolina	16	1-4	0-2	0-0	2-4-6	2	1	1	2	0	2
ETSU	24	4-6	2-3	3-4	1-2-3	0	2	1	3	1	13
Citadel	20	4-6	3-3	2-2	1-1-2	4	1	0	2	0	13
ETSU	20	2-4	1-2	3-4	1-2-3	1	0	0	1	0	8
Mercer	22	2-5	1-3	0-0	1-3-4	1	0	0	3	1	5
Florida State	18	0-6	0-3	4-4	3-1-4	2	1	0	0	0	4

## SEASON & CAREER STATISTICS

### 2020-21 SEASON

17 vs. Winthrop, 12/1/20	Pts	23 at Houston Baptist, 1/2/20
9, 2x (last at NCAT, 12/22/20)	FG Atts	16 vs. Nicholls, 1/19/19
5 vs. Winthrop, 12/1/20	FG Made	8, 4x (last at Georgetown, 11/10/19)
7 at Coppin State, 12/10/20	3PT-FG Atts	8 at UCLA, 11/15/17
2, 2x (last at ETSU, 2/27/21)	3PT-FG Made	4 at UCLA, 11/15/17
7 vs. Little Rock, 11/27/20	FT Atts	12 at Houston Baptist, 1/2/20
6 vs. Little Rock, 11/27/20	FT Made	10 at Houston Baptist, 1/2/20
8 at VMI, 2/17/21	Rebs	14 vs. Southeastern, 1/29/20
4 at Mercer, 2/13/21	Assts	8 at Cal Baptist, 11/22/19
2 vs. ETSU, 1/2/21	Stls	4 vs. Southeastern La., 3/14/19
7 vs. Little Rock, 11/27/20	Blks	11 at Houston Baptist, 2/7/18
28 vs. Norfolk State, 12/13/20	Mins	39 (2x, last at Houston Baptist, 1/2/20)

## MISCELLANEOUS STATISTICS

CATEGORY	2017-18	2018-19	2019-20	2020-21	CAREER
Double-Figure Scoring Games	12	25	20	8	65
Double-Figure Rebounding Games	2	5	7	0	14
Double-Double Games	2	5	6	0	13
20-Point Scoring Games	1	3	6	0	10
Games Led Team in Scoring				0	0
Games Led Team in Rebounding				0	0
Games Led Team in Assists				0	0
Games With 3+ Assists	1	2	6	0	9
Games With 3+ Blocks	16	13	20	11	60
Games With 3+ Steals	0	1	0	0	1
Games With 3+ Three-Pointers	3	4	3	2	12

## CAREER STATISTICS

	TOTAL				3-PTS		REBOUNDS									
YEAR	GP-GS	MIN-AVG	FG-FGA	PCT	FG-FGA	PCT	FT-FTA	PCT	OFF-DEF-TOT	AVG	PF-FO	AST	TO	BLK	STL	PTS-AVG
2017-18^	34-30	857-25.2	108-238	.454	34-103	.330	47-75	.627	47-134-181	5.3	105-5	29	53	105	13	297-8.7
2018-19^	33-33	954-28.9	140-293	.478	39-108	.361	93-116	.802	55-152-207	6.3	101-2	35	61	72	14	412-12.5
2019-20^	31-31	1,015-32.7	124-270	.459	31-95	.326	98-134	.731	65-170-235	7.6	94-4	45	75	95	18	377-12.2
2020-21*	30-9	587-19.6	73-156	.468	26-83	.313	39-49	.796	33-81-114	3.8	58-0	15	10	65	9	211-7.0
TOTALS	128-103	3,413-26.7	445-957	.465	130-389	33.4	277-374	.741	200-537-737	5.8	358-11	124	199	337	358	1,297-10.1

^Houston Baptist, \*UNC Greensboro



# #30 VIKTOR LAKHIN

FORWARD • 6-11 • 245 • SOPHOMORE • ANAPA, RUSSIA (CSKA-2)

**2020-21 Season (Freshman):** Did not see action.

**Prior to Cincinnati:** Averaged 9.8 points and 7.0 rebounds while shooting 47.2 percent from the field at the 2019 FIBA Under 18 European Championship where he helped guide the Russians to a sixth-place finish ... saw four seasons of play as a member of the CSKA-2 Moscow club team ... averaged 12.0 points, 5.9 rebounds and 1.4 blocks while shooting 47.2 percent from the field in 12 games as a junior playing in the U-21 Youth Championship.

**Personal:** Born July 30, 2001 in Anapa, Russia ... son of Olga and Alexander Lakhin ... has two brothers, Alexander and Vasily ... right-handed.



## SEASON & CAREER STATISTICS

2020-21 SEASON		CAREER
0	Pts	0
0	FG Atts	0
0	FG Made	0
0	3PT-FG Atts	0
0	3PT-FG Made	0
0	FT Atts	0
0	FT Made	0
0	Rebs	0
0	Assts	0
0	Stls	0
0	Blks	0
0	Mins	0

## MISCELLANEOUS STATISTICS

CATEGORY	2021-22	CAREER
Double-Figure Scoring Games	0	0
Double-Figure Rebounding Games	0	0
Double-Double Games	0	0
20-Point Scoring Games	0	0
Games Led Team in Scoring		0
Games Led Team in Rebounding		0
Games Led Team in Assists		0
Games With 3+ Assists	0	0
Games With 3+ Blocks	0	0
Games With 3+ Steals	0	0
Games With 3+ Three-Pointers	0	0



# #31 SAM MARTIN

GUARD • 5-10 • 170 • GRAD STUDENT • 4L • CINCINNATI, OHIO (SUMMIT COUNTRY DAY)

**2020-21 Season (Senior):** Played in five games with one start as a walk-on reserve, averaging 1.7 minutes ... play 90 seconds as a starter against Memphis (2/28) on Senior Day.



## 2020-21 (SENIOR SEASON)

Opponent	Min	FG-FGA	3FG-FGA	FT-FTA	Off-Def-Tot	PF	A	TO	Blk	Stl	Pts
Tulane	4	0-0	0-0	0-0	0-0-0	1	1	1	0	0	0
Tulane	2	0-0	0-0	0-0	0-0-0	0	0	0	0	0	0
Memphis	1	0-0	0-0	0-0	0-0-0	0	0	1	0	0	0
East Carolina	0	0-0	0-0	0-0	0-0-0	1	0	0	0	0	0
Houston	1	0-0	0-0	0-0	0-0-0	0	0	0	0	0	0

## SEASON & CAREER STATISTICS

### 2020-21 SEASON

0	Pts	5 vs. Arkansas-Pine Bluff, 11/27/18
0	FG Atts	2, 2x (last vs. UAPB, 11/27/18)
0	FG Made	2 vs. Arkansas-Pine Bluff, 11/27/18
0	3PT-FG Atts	1, 2x (last vs. UCF, 2/6/18)
0	3PT-FG Made	0
0	FT Atts	2 vs. Richmond, 11/21/17
0	FT Made	2 vs. Richmond, 11/21/17
0	Rebs	1 vs. Temple, 1/24/18
1 at Tulane, 2/7/21	Assts	2 vs. Memphis, 12/31/17
0	Stls	0
0	Blks	0
4 at Tulane, 2/7/21	Mins	5 vs. Arkansas-Pine Bluff, 11/27/18

### CAREER

## MISCELLANEOUS STATISTICS

CATEGORY	2017-18	2018-19	2019-20	2020-21	CAREER
Double-Figure Scoring Games	0	0	0	0	0
Double-Figure Rebounding Games	0	0	0	0	0
Double-Double Games	0	0	0	0	0
20-Point Scoring Games	0	0	0	0	0
Games Led Team in Scoring					0
Games Led Team in Rebounding					0
Games Led Team in Assists					0
Games With 3+ Assists	0	0	0	0	0
Games With 3+ Blocks	0	0	0	0	0
Games With 3+ Steals	0	0	0	0	0
Games With 3+ Three-Pointers	0	0	0	0	0

## CAREER STATISTICS

YEAR	GP-GS	MIN-AVG	TOTAL		3-PTERS		FT-FTA	REBOUNDS		PCTOFF-DEF-TOT	AVG	PF-FO	AST	TO	BLK	STL	PTS-AVG
2017-18	10-0	19-1.9	0-5	.000	0-2	.000	2-2	1.000	0-1-1	0.1	5-0	2	2	0	0	0	2-0.2
2018-19	6-0	13-2.2	2-2	1.000	0-0	.000	1-1	1.000	0-0-0	0.0	2-0	3	0	0	0	0	5-0.8
2019-20	2-0	2-1.0	0-0	.000	0-0	.000	0-0	.000	0-0-0	0.0	0-0	0	0	0	0	0	0-0.0
2020-21	5-1	8-1.7	0-0	.000	0-0	.000	0-0	.000	0-0-0	0.0	2	1	2	0	0	0	0-0.0





# #32 JARRETT HENSLEY

FORWARD • 6-8 • 220 • SOPHOMORE • TR • MERRIAM, KAN. (UNC GREENSBORO)

**2020-21 (at UNCG):** Saw action in 28 games and averaged 1.9 points per game ... Scored a career best 12 points on 5-of-6 shooting in a road win at Chattanooga ... Also delivered five points in the SoCon semi-finals against ETSU ... Scored eight points in a win over VMI ... Grabbed a career-best four rebounds in a game against USC Upstate.



## 2020-21 (FRESHMAN SEASON)

Opponent	Min	FG-FGA	3FG-FGA	FT-FTA	Off-Def-Tot	PF	A	TO	Blk	Stl	Pts
Little Rock	4	1-1	0-0	0-0	0-0-0	0	0	0	0	0	2
Winthrop	11	1-1	1-1	1-2	0-2-2	0	0	0	0	0	4
Duquesne	6	0-1	0-1	0-0	0-0-0	0	0	1	1	0	0
Coppin State	3	0-3	0-3	0-0	1-0-1	1	0	0	0	1	0
Norfolk State	3	0-2	0-2	0-0	0-0-0	0	0	0	0	0	0
USC Upstate	15	2-3	0-1	0-0	0-4-4	1	0	2	1	1	4
Elon	5	1-3	0-2	0-0	1-0-1	0	0	0	0	0	2
North Carolina A&T	6	0-4	0-3	0-0	0-1-1	0	1	1	0	0	0
Wofford	2	1-1	0-0	0-0	0-1-1	0	0	0	0	0	2
Wofford	3	0-2	0-1	0-0	0-1-1	0	0	0	1	0	0
Samford	6	1-1	0-0	2-4	0-1-1	0	0	0	1	0	4
Samford	3	0-0	0-0	0-0	0-0-0	0	0	0	0	0	0
Citadel	6	0-0	0-0	2-2	0-1-1	1	0	0	0	0	2
Chattanooga	13	5-6	2-2	0-0	1-2-3	0	0	0	0	0	12
Mercer	7	0-1	0-1	0-0	1-1-2	0	0	0	0	0	0
VMI	15	2-7	1-5	3-3	0-3-3	1	0	1	1	1	8
Citadel	9	1-3	0-1	0-0	0-1-1	0	0	0	0	0	2
Furman	9	0-0	0-0	4-5	0-0-0	0	0	1	0	0	4
Furman	9	0-0	0-0	0-0	0-0-0	1	1	0	0	0	0
Mercer	10	0-2	0-1	0-0	0-0-0	0	0	0	1	0	0
VMI	7	0-0	0-0	0-0	0-0-0	1	0	0	0	0	0
Chattanooga	4	0-1	0-1	1-2	1-0-1	0	0	0	0	0	1
Western Carolina	11	0-3	0-1	0-0	0-2-2	1	1	0	0	0	0
Western Carolina	6	0-0	0-0	0-0	0-1-1	0	0	0	0	0	0
ETSU	9	0-0	0-0	0-0	0-1-1	0	0	1	0	0	0
Citadel	4	0-1	0-0	0-0	0-0-0	2	1	0	0	1	0
ETSU	4	2-3	1-2	0-0	0-0-0	0	0	0	0	0	5
Mercer	5	0-0	0-0	0-0	0-0-0	0	0	1	1	1	0
Florida State	2	0-0	0-0	0-0	0-0-0	1	1	0	0	0	0

## SEASON & CAREER STATISTICS

### 2020-21 SEASON

12 at Chattanooga, 1/23/21	Pts	12 at Chattanooga, 1/23/21
7 vs. VMI, 1/30/21	FG Atts	7 vs. VMI, 1/30/21
5 at Chattanooga, 1/23/21	FG Made	5 at Chattanooga, 1/23/21
5 vs. VMI, 1/30/21	3PT-FG Atts	5 vs. VMI, 1/30/21
2 at Chattanooga, 1/23/21	3PT-FG Made	2 at Chattanooga, 1/23/21
5 at Furman, 2/8/21	FT Atts	5 at Furman, 2/8/21
4 at Furman, 2/8/21	FT Made	4 at Furman, 2/8/21
4 vs. USC Upstate, 12/15/20	Rebs	4 vs. USC Upstate, 12/15/20
1, 5x (last vs. Florida State, 3/20/21)	Assts	1, 5x (last vs. Florida State, 3/20/21)
1, 5x (last vs. Mercer, 3/8/21)	Stls	1, 5x (last vs. Mercer, 3/8/21)
1, 7x (last vs. Mercer, 3/8/21)	Blks	1, 7x (last vs. Mercer, 3/8/21)
15 vs. VMI, 1/30/21	Mins	15 vs. VMI, 1/30/21

## MISCELLANEOUS STATISTICS

CATEGORY	2020-21	CAREER
Double-Figure Scoring Games	1	1
Double-Figure Rebounding Games	0	0
Double-Double Games	0	0
20-Point Scoring Games	0	0
Games Led Team in Scoring		
Games Led Team in Rebounding		
Games Led Team in Assists		
Games With 3+ Assists	0	0
Games With 3+ Blocks	0	0
Games With 3+ Steals	0	0
Games With 3+ Three-Pointers	0	0

## CAREER STATISTICS

			TOTAL		3-PTERS			REBOUNDS								
YEAR	GP-GS	MIN-AVG	FG-FGA	PCT	FG-FGA	PCT	FT-FTA	PCT	OFF-DEF-TOT	AVG	PF-FO	AST	TO	BLK	STL	PTS-AVG
2020-21	28-0	194-6.9	17-49	.347	5-28	.179	13-18	.722	5-22-27	1.0	9-0	4	8	7	5	52-1.9
TOTALS	28-0	194-6.9	17-49	.347	5-28	.179	13-18	.722	5-22-27	1.0	9-0	4	8	7	5	52-1.9



# #33 ODY OGUAMA

FORWARD • 6-9 • 225 • JUNIOR • TR • RALEIGH, N.C. (WAKE FOREST)

## 2020-21 (SOPHOMORE)

Netted a career-high 14 points vs. Duke (2/17) ... Recorded a double-double 13 points and 10 rebounds vs. Boston College (2/10) ... Scored a season-high 13 points at Notre Dame (2/2) ... Racked up a career-high 12 rebounds vs Miami (1/30) ... Totaled 11 points vs NC State (1/27) ... Scored seven points and racked up 10 rebounds vs Pittsburgh (1/23).



## 2020-21 (SOPHOMORE SEASON- WAKE FOREST)

Opponent	Min	FG-FGA	3FG-FGA	FT-FTA	Off-Def-Tot	PF	A	TO	Blk	Stl	Pts
Catawba	19	2-5	0-0	3-4	3-2-5	2	1	3	0	1	7
at Georgia Tech*	29	6-8	0-0	2-3	1-4-5	0	1	0	0	2	14
at Virginia*	24	4-7	0-0	0-2	1-3-4	3	1	0	0	0	8
at Duke	14	3-5	0-0	3-4	1-0-1	5	1	2	0	1	9
Louisville	30	4-9	0-0	3-4	3-3-6	3	0	2	1	1	11
Virginia Tech	21	4-6	0-0	1-2	2-0-2	3	0	1	0	0	9
at North Carolina	20	2-6	0-0	4-4	5-2-7	4	2	1	0	1	8
Pittsburgh	19	2-4	0-0	3-4	5-5-10	3	2	0	0	0	7
at NC State	25	3-7	0-0	5-7	2-2-4	1	0	0	0	1	11
Miami (FL)	27	2-6	0-0	1-3	3-9-12	2	0	1	0	0	5
at Notre Dame	20	6-12	0-0	1-2	3-3-6	2	0	1	1	0	13
at Boston College	25	4-6	0-0	5-6	3-7-10	4	0	4	1	1	13
at Florida St.	30	2-6	0-0	2-3	3-4-7	5	0	0	0	0	6
Duke	17	5-7	0-0	4-4	2-1-3	2	0	0	1	0	14
NC State	13	1-3	0-0	0-0	2-1-3	4	0	1	0	0	2
Clemson	25	1-3	0-0	1-1	0-2-2	2	0	2	0	0	3
at Virginia Tech	20	0-4	0-0	1-2	3-4-7	3	0	2	1	0	1
at Pittsburgh	23	1-3	0-0	3-4	2-4-6	3	0	2	1	0	5
Georgia Tech	18	1-4	0-0	0-4	1-2-3	2	0	2	0	0	2
vs Notre Dame	20	1-4	0-0	3-4	2-3-5	2	0	1	1	0	5

## SEASON & CAREER STATISTICS

2020-21 Season		Career
14 vs. Duke, 2/17/21	Pts	16 vs. Boston College, 1/19/20
12 at Notre Dame, 2/2/21	FG Atts	12 at Notre Dame, 2/2/21
6 at Notre Dame, 2/2/21	FG Made	6 at Notre Dame, 2/2/21
0	3PT-FG Atts	0
0	3PT-FG Made	0
7 at NC State, 1/27/21	FT Atts	8 vs. Boston College, 1/19/20
5 at Boston College, 2/10/21	FT Made	5 at Boston College, 2/10/21
12 vs. Miami, 1/30/21	Rebs	12 vs. Miami, 1/30/21
2 vs. Pittsburgh, 1/23/21	Assts	2 vs. Pittsburgh, 1/23/21
2 at Georgia Tech, 1/3/21	Stls	2 at Georgia Tech, 1/3/21
1 vs. Notre Dame, 3/9/21	Blks	3 vs. Xavier, 12/14/19
30 at Florida State, 2/13/21	Mins	30 at Florida State, 2/13/21

## MISCELLANEOUS STATISTICS

CATEGORY	2019-20	2020-21	CAREER
Double-Figure Scoring Games	2	6	8
Double-Figure Rebounding Games	1	3	4
Double-Double Games	1	1	2
20-Point Scoring Games	0	0	0
Games Led Team in Scoring			0
Games Led Team in Rebounding			0
Games Led Team in Assists			0
Games With 3+ Assists	0	0	0
Games With 3+ Blocks	3	0	3
Games With 3+ Steals	0	0	0
Games With 3+ 3-Pointers	0	0	0

## CAREER STATISTICS

YEAR	GP-GS	MIN-AVG	TOTAL FG-FGA	PCT	3-PTERS FG-FGA	PCT	FT-FTA	PCT	REBOUNDS PCTOFF-DEF-TOT	AVG	PF-FO	AST	TO	BLK	STL	PTS-AVG
2019-20	31-24	461-14.9	31-57	.544	0-0	.000	29-43	.674	47-73-120	3.9	84-3	3	25	24	9	91-2.9
2020-21	20-18	440-22.0	53-114	.465	0-0	.000	45-67	.672	47-61-108	5.4	55-2	8	25	7	8	151-7.6
<b>TOTALS</b>	<b>51-42</b>	<b>901-17.7</b>	<b>84-171</b>	<b>.491</b>	<b>0-0</b>	<b>.000</b>	<b>74-110</b>	<b>.673</b>	<b>94-134-228</b>	<b>4.5</b>	<b>139-5</b>	<b>11</b>	<b>50</b>	<b>31</b>	<b>17</b>	<b>242-4.7</b>



# #43 ROB BANKS

FORWARD • 6-5 • 210 • JUNIOR • BRACKNELL, ENGLAND (GOULD ACADEMY)

**2020-21 Season (Sophomore):** Played in eight games as a walk-on reserve with one start, averaging 4.7 minutes ... registered first collegiate start at Temple (2/4) with one steal and one rebound in 10 minutes ... recorded an assist in eight minutes at East Carolina (3/7) ... tallied two rebounds, an assist and a steal in five minutes against Houston (3/14).



**2019-20 (FRESHMAN SEASON)**

Opponent	Min	FG-FGA	3FG-FGA	FT-FTA	Off-Def-Tot	PF	A	TO	Blk	Stl	Pts
Drake	1	0-0	0-0	0-0	0-0-0	0	0	0	0	0	0
Alabama A&M	1	0-0	0-0	0-0	0-0-0	0	0	0	0	0	0
SMU	1	0-0	0-0	0-0	0-0-0	1	0	0	0	0	0

**SEASON & CAREER STATISTICS**

2020-21 SEASON	CAREER	
0	Pts	0
3 at Temple, 2/4/21	FG Atts	3 at Temple, 2/4/21
0	FG Made	0
1 at Temple, 2/4/21	3PT-FG Atts	1 at Temple, 2/4/21
0	3PT-FG Made	0
0	FT Atts	0
0	FT Made	0
2 vs. Houston, 3/14/21	Rebs	2 vs. Houston, 3/14/21
1, 2x (last vs. Houston, 3/14/21)	Assts	1, 2x (last vs. Houston, 3/14/21)
1, 3x (last vs. Houston, 3/14/21)	Stls	1, 3x (last vs. Houston, 3/14/21)
0	Blks	0
10 at Temple, 2/4/21	Mins	10 at Temple, 2/4/21

**MISCELLANEOUS STATISTICS**

CATEGORY	2019-20	2020-21	CAREER
Double-Figure Scoring Games	0	0	0
Double-Figure Rebounding Games	0	0	0
Double-Double Games	0	0	0
20-Point Scoring Games	0	0	0
Games Led Team in Scoring	0	0	0
Games Led Team in Rebounding	0	0	0
Games Led Team in Assists	0	0	0
Games With 3+ Assists	0	0	0
Games With 3+ Blocks	0	0	0
Games With 3+ Steals	0	0	0
Games With 3+ Three-Pointers	0	0	0

**CAREER STATISTICS**

YEAR	GP-GS	MIN-AVG	TOTAL		3-PTERS		FT-FTA	REBOUNDS		PF-FO	AST	TO	BLK	STL	PTS-AVG	
			FG-FGA	PCT	FG-FGA	PCT		PCTOFF-DEF-TOT	AVG							
2019-20	3-0	3-1.0	0-0	.000	0-0	.000	0-0	.000	0-0-0	0.0	1-0	0	0	0	0-0.0	
2020-21	8-1	38-4.7	0-5	.000	0-1	.000	0-0	.000	1-2-3	0.4	4	2	1	0	3	0-0.0
TOTAL	11-1	41-3.7	0-5	.000	0-1	.000	0-0	.000	1-2-3	0.3	5	2	1	0	3	0-0.0



# #45 MASON MADSEN

GUARD • 6-4 • 190 • SOPHOMORE • 1L • ROCHESTER, MINN. (MAYO SENIOR HS)

**2020-21 Season (Freshman):** Played in 15 games as a reserve, averaging 6.5 points, 3.0 rebounds and 1.1 assists in 19.6 minutes ... scored a season-high 19 points on 6-of-11 shooting from the field and 5-of-9 shooting from 3-point range with six rebounds and three assists at East Carolina (3/7) ... tallied 11 points with six rebounds and three assists vs. Tulane (2/26) ... scored 10 points with a pair of threes with four rebounds and two steals vs. Wichita State (3/13) ... handed out four assists vs. SMU (3/12).



## 2020-21 (FRESHMAN SEASON)

Opponent	Min	FG-FGA	3FG-FGA	FT-FTA	Off-Def-Tot	PF	A	TO	Blk	Stl	Pts
SMU	3	1-1	1-1	0-0	0-0-0	0	0	0	0	0	3
Wichita State	9	2-3	0-1	0-0	0-1-1	1	0	0	0	0	4
Temple	20	1-2	0-1	0-0	0-4-4	0	0	0	0	0	2
Tulane	19	1-4	1-3	0-1	1-2-3	4	2	1	0	1	3
Temple	17	1-4	0-3	5-7	0-2-2	2	2	1	0	0	7
UCF	15	2-3	1-2	3-4	1-1-2	1	1	1	0	0	8
Houston	14	2-3	1-2	2-3	0-4-4	1	0	1	0	0	7
Tulsa	20	3-5	3-4	0-0	1-1-2	2	0	1	9		
Tulane	25	4-11	2-9	1-1	0-6-6	3	3	2	0	1	11
Memphis	20	2-6	2-4	0-2	0-2-2	3	0	1	0	0	6
Vanderbilt	33	1-11	1-9	0-0	0-3-3	1	0	1	1	3	3
East Carolina	31	6-11	5-9	2-2	0-6-6	3	3	2	1	1	19
SMU	21	1-5	0-3	1-2	1-3-4	3	4	1	0	0	3
Wichita State	26	4-6	2-4	0-0	0-4-4	1	1	1	0	2	10
Houston	21	1-7	0-4	0-0	0-3-3	1	1	1	1	0	2

## SEASON & CAREER STATISTICS

### 2020-21 SEASON

	CAREER
19 at East Carolina, 3/7/21	Pts
11 at East Carolina, 3/7/21	FG Atts
6 at East Carolina, 3/7/21	FG Made
9, 3x (last at East Carolina, 3/7/21)	3PT-FG Atts
5 at East Carolina, 3/7/21)	3PT-FG Made
7 vs. Temple, 2/12/21	FT Atts
5 vs. Temple, 2/12/21	FT Made
6, 2x (last at East Carolina, 3/7/21)	Rebs
4 vs. SMU, 3/12/21	Assts
3 vs. Vanderbilt, 3/5/21	Stls
1, 3x (last vs. Houston, 3/14/21)	Blks
33 vs. Vanderbilt, 3/5/21)	Mins
19 at East Carolina, 3/7/21	
11 at East Carolina, 3/7/21	
6 at East Carolina, 3/7/21	
9, 3x (last at East Carolina, 3/7/21)	
5 at East Carolina, 3/7/21)	
7 vs. Temple, 2/12/21	
5 vs. Temple, 2/12/21	
6, 2x (last at East Carolina, 3/7/21)	
4 vs. SMU, 3/12/21	
3 vs. Vanderbilt, 3/5/21	
1, 3x (last vs. Houston, 3/14/21)	
33 vs. Vanderbilt, 3/5/21)	

## MISCELLANEOUS STATISTICS

CATEGORY	2020-21	CAREER
Double-Figure Scoring Games	3	3
Double-Figure Rebounding Games	0	0
Double-Double Games	0	0
20-Point Scoring Games	0	0
Games Led Team in Scoring		
Games Led Team in Rebounding		
Games Led Team in Assists		
Games With 3+ Assists	3	3
Games With 3+ Blocks	0	0
Games With 3+ Steals	1	1
Games With 3+ Three-Pointers	2	2

## CAREER STATISTICS

YEAR	GP-GS	MIN-AVG	TOTAL		3-PTERS		REBOUNDS									
			FG-FGA	PCT	FG-FGA	PCT	FT-FTA	PCT	OFF-DEF-TOT	AVG	PF-FO	AST	TO	BLK	STL	PTS-AVG
2020-21	15-0	294-19.6	32-82	.390	19-59	.322	14-22	.636	3-42-45	3.0	26-0	17	15	3	9	97-6.5
2020-21	15-0	294-19.6	32-82	.390	19-59	.322	14-22	.636	3-42-45	3.0	26-0	17	15	3	9	97-6.5

THE POLLS

ASSOCIATED PRESS POLL (Preseason)			USA TODAY COACHES POLL (Preseason)		
Rk.	Team	Pts.	Rk.	Team	Pts.
1.	Gonzaga (55)	1562	1.	Gonzaga (29)	771
2.	UCLA (8)	1459	2.	UCLA (2)	709
3.	Kansas	1427	3.	Kansas	705
4.	Villanova	1332	4.	Villanova	658
5.	Texas	1315	5.	Texas	634
6.	Michigan	1255	6.	Michigan	627
7.	Purdue	1213	7.	Purdue	578
8.	Baylor	992	8.	Baylor	542
9.	Duke	963	9.	Duke	490
10.	Kentucky	894	10.	Illinois	466
11.	Illinois	861	11.	Kentucky	438
12.	Memphis	831	12.	Oregon	382
13.	Oregon	775	13.	Alabama	360
14.	Alabama	713	14.	Houston	343
15.	Houston	694	15.	Arkansas	340
16.	Arkansas	673	16.	Memphis	337
17.	Ohio State	581	17.	Tennessee	280
18.	Tennessee	563		Ohio State	280
19.	North Carolina	547	19.	Florida State	225
20.	Florida State	381	20.	North Carolina	224
21.	Maryland	294	21.	Maryland	150
22.	Auburn	267	22.	Auburn	87
23.	St. Bonaventure	238	23.	UConn	73
24.	UConn	161	24.	St. Bonaventure	71
25.	Virginia	125	25.	Virginia	60

**OTHERS RECEIVING VOTES:**  
Michigan State 87, Indiana 41, USC 30, Arizona 26, Virginia Tech 25, Oklahoma State 25, **Xavier 22**, Texas Tech 17, Richmond 13, Rutgers 11, Colorado State 11, Belmont 7, LSU 7, St. John's 5, Mississippi State 5, Syracuse 5, San Diego State 5, Drake 4, Colorado 4, BYU 3, Louisville 3, Notre Dame 3

**OTHERS RECEIVING VOTES:**  
Michigan State 55, Texas Tech 46, USC 38, West Virginia 18, Indiana 13, Loyola Chicago 9, Virginia Tech 9, Oklahoma State 8, Arizona 8, Creighton 7, Syracuse 6, Colorado State 5, Drake 4, Iowa 3, Richmond 3, Notre Dame 3, Rutgers 2, LSU 2, Colorado 2, **Xavier 1**, Nevada 1, Butler 1, Boise State 1

CINCINNATI AGAINST RANKED TEAMS

OPPONENT	SCORE	DATE
at (21) Xavier	L, 76-89	12/2/17
vs. (5) Florida	L, 60-66	12/9/17
<b>(19) Wichita State</b>	<b>L, 72-76</b>	<b>2/18/18</b>
at (11) Wichita State	W, 62-61	3/4/18
vs. (21) Houston	W, 56-55	3/11/18
vs. (24) Nevada	L, 73-75	3/18/18
at (18) Mississippi State	L, 59-70	12/15/18
at (12) Houston	L, 58-65	2/10/19
at (25) UCF	L, 55-58	3/7/19
<b>(12) Houston</b>	<b>L, 69-85</b>	<b>3/10/19</b>
vs. (11) Houston	W, 69-57	3/17/19
at (18) Ohio State	L, 56-64	11/6/19
<b>(21) Tennessee</b>	<b>W, 78-66</b>	<b>12/18/19</b>
at (22) Memphis	L, 49-60	1/16/20
<b>(21) Houston</b>	<b>W, 64-62</b>	<b>2/1/20</b>
at (25) Houston	L, 55-68	3/1/20
at (12) Tennessee	L, 56-65	12/12/20
at (6) Houston	L, 52-90	2/21/21
vs. (7) Houston	L, 54-91	3/14/21

**Overall:** 141-214  
**Top-10 Opponents:** 47-115  
**Vs. Ranked Teams in Fifth Third Arena:** 33-28

AMERICAN ATHLETIC CONFERENCE

2020-21 STANDINGS				
TEAM	AAC	PCT.OVERALL	PCT.	
Wichita State	11-2	.846	16-6	.727
Houston	14-3	.824	28-4	.875
Memphis	11-4	.733	20-8	.714
SMU	7-4	.636	11-6	.647
Cincinnati	8-6	.571	12-11	.522
UCF	8-10	.444	11-12	.478
Tulsa	7-9	.438	11-12	.478
USF	4-10	.286	9-13	.409
Temple	4-10	.286	5-11	.313
Tulane	4-12	.250	10-13	.435
East Carolina	2-10	.167	8-11	.421

**2020-21 AAC TOURNAMENT**

**FIRST ROUND - Thursday, March 11**  
(8) South Florida 73, (9) Temple 71  
(10) Tulane 77, (7) Tulsa 70  
(6) UCF 72, (11) East Carolina 62

**QUARTERFINALS - Friday, March 12**  
(1) Wichita State 68, (8) South Florida 67  
(5) Cincinnati 74, (4) SMU 71  
(2) Houston 77, (10) Tulane 52  
(3) Memphis 70, (6) UCF 62

**SEMIFINALS - Saturday, March 13**  
(5) Cincinnati 60, (1) Wichita State 59  
(2) Houston 76, (3) Memphis 64

**CHAMPIONSHIP - Sunday, March 14**  
(2) Houston 91, (5) Cincinnati 54

2021-22 PRESEASON STANDINGS

2021-22 American Athletic Conference Preseason Poll and Honors

1.	Houston (8)	98
2.	Memphis (3)	92
3.	SMU	77
4.	Wichita State	76
5.	UCF	66
6.	Cincinnati	52
7.	Tulsa	43
8.	Temple	37
T9.	South Florida	25
T9.	Tulane	25
11.	East Carolina	14

**Preseason Player of the Year**  
Tyson Etienne, Wichita State

**Preseason Rookie of the Year**  
Jalen Duren, Memphis

**Preseason All-Conference First Team**  
Marcus Sasser, Jr., G, Houston  
Jalen Duren, Fr., C, Memphis  
Landers Nolley II, R-Jr., G, Memphis  
Kendric Davis, Sr., G, SMU\*  
Tyson Etienne, So., G, Wichita State\*

**Preseason All-Conference Second Team**  
Brandon Mahan, Gr., G, UCF  
Emoni Bates, Fr., F, Memphis  
Deandre Williams, Sr., F, Memphis  
Jeremiah Davenport, Jr., G, Cincinnati  
Jaylen Forbes, So., G, Tulane

\*denotes unanimous selection

CINCINNATI IN THE AMERICAN  
2021-22 STATISTICS

TEAM	STAT	AAC	NCAA
CATEGORY			
Scoring Offense	—	—	—
Scoring Defense	—	—	—
Scoring Margin	—	—	—
Free Throw Pct.	—	—	—
Field Goal Pct.	—	—	—
FG Pct. Defense	—	—	—
3-FG Pct.	—	—	—
3-FG Pct. Defense	—	—	—
Rebounding Offense	—	—	—
Rebounding Defense	—	—	—
Rebound Margin	—	—	—
Blocked Shots	—	—	—
Assists	—	—	—
Steals	—	—	—
Turnover Margin	—	—	—
Assist/TO Ratio	—	—	—
Offensive Rebounds	—	—	—
Defensive Rebounds	—	—	—
3-FG Made	—	—	—
* NCAA rankings list if in Top 50 only			

INDIVIDUAL			
CATEGORY	STAT	AAC	NCAA
* NCAA rankings list if in Top 50 only			



## THE LAST TIME...

### TEAM 100 POINTS

*By UC*  
105 vs. Arkansas-Pine Bluff,  
11/27/18  
*By Opponent*  
104 by UConn (40T), 3/11/16

### 90 POINTS

*By UC*  
92 vs. Memphis, 2/13/20  
*By Opponent*  
91 by Bowling Green, 11/24/19

### 30-PLUS POINT WIN

*By UC*  
31 (75-44) vs. Tulsa, 1/8/20  
*By Opponent*  
38 (90-52) at Houston, 2/21/21

### 60 PERCENT SHOOTING

*By UC*  
.641 vs. Arkansas-Pine Bluff,  
11/27/18  
*By Opponent*  
.674 vs. Pittsburgh, 2/14/09

### 50 PERCENT SHOOTING

*By UC*  
.508 vs Tulane, 2/26/21  
*By Opponent*  
.510 by Vanderbilt, 3/4/21

### 20 ASSISTS

*By UC*  
23 vs. Tulane, 2/26/21  
*By Opponent*  
24 by Houston, 3/14/21

### 10 STEALS

*By UC*  
11 vs. SMU, 3/12/21  
*By Opponent*  
11 by Tulane, 2/7/21

### 10 BLOCKS

*By UC*  
11 at UConn, 2/9/20  
*By Opponent*  
11 by UConn, 2/9/20

### 50 REBOUNDS

*By UC*  
53 vs. Alabama A&M, 11/15/19  
*By Opponent*  
51 by Wichita State, 2/17/19

### CINCINNATI PLAYED A RANKED OPPONENT

54-91 vs. No. 7 Houston, 3/14/21  
*UC Win*  
64-62 vs. No. 21 Houston, 2/1/20

### OVERTIME GAME

70-67 at East Carolina, 2/16/20  
*UC Win*  
70-67 at East Carolina, 2/16/20

### DOUBLE OVERTIME GAME

89-87 (20T) vs. UCF, 2/19/20  
*UC Win*  
72-70 (20T) vs. Georgetown,  
3/8/12

### TRIPLE OVERTIME GAME

104-97 (40T) vs. UConn, 3/11/16  
*UC Win*  
75-73 (70T\*) vs. Bradley, 12/21/81  
\* - NCAA record.

### INDIVIDUAL 40-POINT GAME

*By UC*  
41, Steve Logan vs. Southern  
Miss, 2/15/02  
*By Opponent*  
40, Trevon Bluiett, Xavier, 1/26/17

### 30-POINT GAME

*By UC*  
30, Keith Williams at USF, 3/3/20  
*By Opponent*  
36, Scotty Pippen Jr., Vanderbilt,  
3/4/21

### 20 REBOUNDS BY A PLAYER

*By UC*  
21 by Trevon Scott vs. UCF,  
2/19/20  
*By Opponent*  
four times

### 15 REBOUNDS BY A PLAYER

*By UC*  
19, Trevon Scott vs. Memphis,  
2/13/20  
*By Opponent*  
15, Greg Monroe, vs. Georgetown,  
3/6/10

### TWO PLAYERS WITH 20 OR MORE POINTS IN SAME GAME

*By UC*  
Jeremiah Davenport (27), Tari  
Eason (20) vs. Tulane, 2/26/21  
*By Opponent*  
Daniel Hamilton (32), Jalen  
Adams (22), UConn, 3/11/16

### TWO PLAYERS WITH 10 OR MORE REBOUNDS IN SAME GAME

*By UC*  
Trevon Scott (11), Keith Williams  
(11) vs. East Carolina, 1/19/20  
*By Opponent*  
Ben Moore (11), Sterling Brown  
(11), SMU, 1/12/17

### THREE PLAYERS WITH 10 OR MORE REBOUNDS IN SAME GAME

*By UC*  
Gary Clark (10), Kyle Washington  
(10) & Troy Caupain (10) at Iowa  
State, 12/1/16

### 10 ASSISTS BY A PLAYER

*By UC*  
12, David DeJulius at SMU, 1/7/21  
*By Opponent*  
10, DeAndre Williams vs. Mem-  
phis, 2/28/21

### FIVE STEALS BY A PLAYER

*By UC*  
5, Chris McNeal vs. Iowa, 12/21/19  
*By Opponent*  
6, Tony Johnson Jr., vs. UCF,  
2/19/20

### FIVE BLOCKED SHOTS BY A PLAYER

*By UC*  
6, Chris Vogt vs. Temple, 2/12/21  
*By Opponent*  
5, Tacko Fall, vs. UCF, 2/21/19

### DOUBLE-DOUBLE BY A UC PLAYER

Tari Eason (20 pts, 13 rebs) vs.

Tulane, 2/26/21

### DOUBLE-DOUBLES BY TWO UC PLAYERS

Trevon Scott (15 pts, 10 rebs) &  
Nysier Brooks (12 pts, 10 rebs) vs.  
Milwaukee, 11/16/18

### DOUBLE-DOUBLES BY THREE UC PLAYERS

Troy Caupain (37 pts, 10 rebs),  
Octavius Ellis (13 pts, 10 rebs) &  
Gary Clark (12 pts, 12 rebs) vs.  
UConn, 3/11/16

### TRIPLE-DOUBLE BY A UC PLAYER

Eric Hicks (22 pts., 12 rebs., 10  
blks.) vs. Marquette, 1/7/06

### UC PLAYER LED TEAM IN POINTS, REBOUNDS & ASSISTS

Keith Williams (14 pts, 8 rebs, 4  
assts) vs. UCF, 2/14/21

### A PLAYER WON A GAME IN THE FINAL SECONDS

*By UC*  
Trevon Scott's tip-in with 2.8  
seconds left, UC defeats Temple  
64-63, 3/7/20  
*By Opponent*  
Roosevelt Jones layup with 0.1  
left, Butler defeats UC 78-76,  
12/2/15

### FOUR PLAYERS SCORED IN DOUBLE FIGURES

Jeremiah Davenport (27), Tari  
Eason (20), Mika Adams-Woods  
(16), Mason Madsen (11) vs. Tulane,  
2/26/21

### FIVE PLAYERS SCORED IN DOU- BLE FIGURES

Jeremiah Davenport (18), Mika  
Adams-Woods (14), Tari Eason  
(14), Zach Harvey (13), Keith  
Williams (12) at SMU, 1/7/21

### SIX PLAYERS SCORED IN DOU- BLE FIGURES

Trevon Scott (25), Jarron Cum-  
berland (15), Mika Adams-Woods  
(14), Keith Williams (11), Jaevin  
Cumberland (10), vs. Memphis,  
2/13/20

### SEVEN PLAYERS SCORED IN DOUBLE FIGURES

Kevin Johnson (18), Jacob Evans  
(17),  
Justin Jenifer (13), Kyle Washing-  
ton (12), Jarron Cumberland (11),  
Troy Caupain (10), Tre Scott (10)  
vs. Fairleigh Dickinson, 12/17/16

### EIGHT PLAYERS SCORED IN DOUBLE FIGURES

Farad Cobb (15), Shaq Thomas  
(14), Kevin Johnson (14), Coreon-  
tae DeBerry (12), Justin Jenifer  
(11), Quadri Moore (10), Jacob  
Evans (10), Ocatvius Ellis (10) vs.  
Robert Morris, 11/15/15

## OVERTIME RECORDS

UC'S OVERALL RECORD	62-58
1 OT Games	53-46
2 OT Games	8-9
3 OT Games	0-1
4 OT Games	0-2
7 OT Games	1-0

### RECORDS IN OVERTIME GAMES

Home	31-18	.633
Schmidlapp Gym	3-4	.429
Schmidt Fieldhouse	0-1	.000
Music Hall	0-1	.000
Armory Fieldhouse	5-4	.556
Cincinnati Gardens	3-2	.600
U.S. Bank Arena	3-1	.750
Fifth Third Arena	16-5	.762
Away	19-31	.380
Neutral	12-9	.571

Current Streak: Lost 1  
Longest Winning Streak: 5 (Tay Baker - 1966-67)  
Longest Losing Streak: 4 (Bob Ruess, 1943 - John  
Weithe, 1950)

- Cincinnati's seven overtime games in 2019-20 were a school record (previous record was six during the 1966-67 season), AAC record and are one shy of the NCAA record of eight overtime games set by Western Kentucky (1978), Portland (1984) and Valparaiso (1993).
- Cincinnati's four consecutive overtime games from Feb. 9, 2020 through Feb. 19, 2020 tied the NCAA record set by Jacksonville (1982), Illinois State (1985) and Dayton (1988).
- On Dec. 21, 1981 UC & Bradley played an NCAA-record 70T game (UC won, 75-73)
- Cincinnati has been involved in two of the five NCAA tournament championship games to go into overtime. The Bearcats defeated Ohio State, 70-65, in 1961, but lost to Loyola (Ill.), 60-58, in 1963.
- In 1966-67, Cincinnati played six overtime games, winning five. The Bearcats were 5-0 at home in over-time games that season, an NCAA record.

## UC COACHES IN OVERTIME GAMES

COACH (YEARS)	NO.	RECORD	PCT.
Mick Cronin (2006-2019)	27	15-12	.556
Bob Huggins (1989-2005)	25	14-11	.560
Tay Baker (1965-72)	9	7-2	.778
Ed Jucker (1960-65)	9	4-5	.444
Ed Badger (1978-83)	8	3-5	.375
John Brannen (2019-Present)	7	4-3	.571
Tony Yates (1983-89)	7	2-5	.286
John Wiethe (1946-52)	5	1-4	.200
George Smith (1952-60)	4	3-1	.750
Gale Catlett (1972-78)	4	2-2	.500
Frank Rice (1928-32)	4	1-3	.250
Boyd Chambers (1918-28)	3	3-0	1.000
Clark Ballard (1939-42)	2	2-0	1.000
Andy Kennedy (2005-06)	2	1-1	.250
Tay Brown (1933-37)	2	0-2	.000
John Halliday (1932-33)	1	0-1	.000
Bob Reuss (1942-44)	1	0-1	.000

## SPECIALTY STATISTICS

OPPONENT	RESULT	OFF TO	IN PAINT	2ND CHANCE	FAST BREAK	BENCH
Evansville		0	0	0	0	0
at Cincinnati	7 p.m.	0	0	0	0	0

## UC'S RECORD WHEN

	2021-22
Overall	0-0
Home games	0-0
Away games	0-0
Neutral site games	0-0
Conference games	0-0
vs. Top 25 teams	0-0
Overtime games	0-0
Lead at halftime	0-0
Trail at halftime	0-0
Tied at halftime	0-0
Lead with 10:00 left	0-0
Trail with 10:00 left	0-0
Tied with 10:00 left	0-0
Lead with 5:00 left	0-0
Trail with 5:00 left	0-0
Tied with 5:00 left	0-0
Lead with 2:00 left	0-0
Trail with 2:00 left	0-0
Tied with 2:00 left	0-0
Shoot better FG%	0-0
Shoot worse FG%	0-0
Shoot 50%-plus	0-0
Shoot below 50%	0-0
Opponent shoots 50%-plus	0-0
Opponent shoots below 50%	0-0
Opponent shoots below 40%	0-0
Make 7 or fewer 3FGs	0-0
Make 8 or more 3FGs	0-0
Shoot more FTs than opponent	0-0
Outrebounds opponent	0-0
Opponent outrebounds UC	0-0
Same number of rebounds	0-0
Fewer turnovers than opponent	0-0
More turnovers than opponent	0-0
Commits same turnovers as opponent	0-0
Commits 12 or fewer turnovers	0-0
Outscores opponent bench	0-0
1-3 point games	0-0
4-5 point games	0-0
6-10 point games	0-0
11-19 point games	0-0
20-plus point games	0-0
Scores 59 or fewer points	0-0
Scores 60-69 points	0-0
Scores 70 or more points	0-0
Scores 80 or more points	0-0
Holds opponent to 50 or fewer points	0-0
Holds opponent to 51-60 points	0-0
Holds opponent to 61-70 points	0-0
Opponent scores 70-plus points	0-0
Opponent scores 80-plus points	0-0
November	0-0
December	0-0
January	0-0
February	0-0
March	0-0
Monday	0-0
Tuesday	0-0
Wednesday	0-0
Thursday	0-0
Friday	0-0
Saturday	0-0
Sunday	0-0
After a win	0-0
After a loss	0-0



# 2020-21 Cincinnati Men's Basketball Combined Team Statistics All games

Page 1/1  
as of Mar 14, 2021

## Game Records

Record	Overall	Home	Away	Neutral
ALL GAMES	12-11	5-5	5-5	2-1
CONFERENCE	8-6	3-3	5-3	0-0
NON-CONFERENCE	4-5	2-2	0-2	2-1

## Score by Periods

Team	1st	2nd	OT	TOT
Cincinnati	751	834	0	1585
Opponents	809	850	0	1659

## Team Box Score

No.	Player				Total		3-Point		F-Throw		Rebounds											
		GP-GS	MIN	AVG	FG-FGA	FG%	3FG-FGA	3FG%	FT-FTA	FT%	OFF	DEF	TOT	AVG	PF	DQ	A	TO	BLK	STL	PTS	AVG
2	WILLIAMS, Keith	23-22	629:33	27.4	113-284	.398	25-80	.313	79-121	.653	35	60	95	4.1	63	3	58	51	16	27	330	14.3
24	DAVENPORT, Jeremiah	23-14	655:36	28.5	96-210	.457	48-127	.378	30-39	.769	29	86	115	5.0	42	0	39	42	3	19	270	11.7
00	DEJULIUS, David	19-16	562:12	29.6	63-175	.360	16-79	.203	31-40	.775	5	80	85	4.5	32	0	80	32	1	15	173	9.1
23	ADAMS-WOODS, Mika	23-17	686:10	29.8	63-161	.391	23-73	.315	48-55	.873	10	47	57	2.5	40	0	45	27	6	23	197	8.6
13	EASON, Tari	23-8	449:25	19.5	67-145	.462	7-29	.241	27-47	.574	52	84	136	5.9	60	4	30	50	29	27	168	7.3
45	MADSEN, Mason	15-0	294:11	19.6	32-82	.390	19-59	.322	14-22	.636	3	42	45	3.0	26	0	17	15	3	9	97	6.5
1	HARVEY, Zach	12-0	195:23	16.3	27-54	.500	11-24	.458	12-19	.632	4	10	14	1.2	20	1	8	9	0	5	77	6.4
25	IVANAUSKAS, Rapolas	7-3	149:53	21.4	18-38	.474	4-17	.235	4-6	.667	4	31	35	5.0	19	0	2	15	0	5	44	6.3
33	VOGT, Chris	23-21	445:59	19.4	47-84	.560	0-0	.000	20-57	.351	35	46	81	3.5	73	4	25	28	25	5	114	5.0
3	SAUNDERS JR., Mike	22-10	337:25	15.3	26-67	.388	5-23	.217	21-28	.750	4	27	31	1.4	26	1	31	31	0	13	78	3.5
20	DIARRA, Mamoudou	15-1	133:42	8.9	13-31	.419	4-9	.444	4-8	.500	13	19	32	2.1	26	0	6	12	3	3	34	2.3
55	MADSEN, Gabe	2-0	12:23	6.2	1-3	.333	1-3	.333	0-0	.000	1	1	2	1.0	2	0	0	1	0	1	3	1.5
43	BANKS, Rob	8-1	37:42	4.7	0-5	.000	0-1	.000	0-0	.000	1	2	3	0.4	4	0	2	1	0	3	0	0.0
31	MARTIN, Sam	5-1	08:16	1.7	0-0	.000	0-0	.000	0-0	.000	0	0	0	0.0	2	0	1	2	0	0	0	0.0
44	COOK, Adam	4-1	04:01	1.0	0-0	.000	0-0	.000	0-0	.000	0	0	0	0.0	0	0	0	0	1	0	0	0.0
Team											50	52	102					20				
Total		23	4602		566-1339	.423	163-524	.311	290-442	.656	246	587	833	36.2	435	13	344	336	87	155	1585	68.9
Opponents		23	4600		568-1300	.437	153-456	.336	370-492	.752	199	595	794	34.5	401	3	319	305	84	158	1659	72.1

## Team Statistics

	UC	OPP
<b>Scoring</b>	<b>1585</b>	<b>1659</b>
Points per game	68.9	72.1
Scoring margin	-3.2	-
<b>Field goals-att</b>	<b>566-1339</b>	<b>568-1300</b>
Field goal pct	.423	.437
<b>3 point fg-att</b>	<b>163-524</b>	<b>153-456</b>
3-point FG pct	.311	.336
3-pt FG made per game	7.1	6.7
<b>Free throws-att</b>	<b>290-442</b>	<b>370-492</b>
Free throw pct	.656	.752
F-Throws made per game	12.6	16.1
<b>Rebounds</b>	<b>833</b>	<b>794</b>
Rebounds per game	36.2	34.5
Rebounding margin	+1.7	-
<b>Assists</b>	<b>344</b>	<b>319</b>
Assists per game	15.0	13.9
<b>Turnovers</b>	<b>336</b>	<b>305</b>
Turnovers per game	14.6	13.3
Turnover margin	-1.3	-
Assist/turnover ratio	1.0	1.0
<b>Steals</b>	<b>155</b>	<b>158</b>
Steals per game	6.7	6.9
<b>Blocks</b>	<b>87</b>	<b>84</b>
Blocks per game	3.8	3.7
<b>Winning streak</b>	<b>0</b>	<b>-</b>
Home win streak	0	-
<b>Attendance</b>	<b>6070</b>	<b>13001</b>
Home games-Avg/Game	10-607	10-1300
Neutral site-Avg/Game	-	3-259

## Team Results

Date	Opponent		Score	Att.
12/02/2020	Lipscomb	W	67-55	300
12/06/2020	Xavier	L	69-77	300
12/09/2020	Furman	W	78-73	0
12/12/2020	at Tennessee	L	56-65	4191
12/16/2020	South Fla.	L	71-74	300
12/19/2020	at Georgia	L	68-83	1638
12/22/2020	at UCF	L	70-75	1181
01/02/2021	Tulsa	L	66-70	300
01/07/2021	at SMU	W	76-69	1568
01/10/2021	at Wichita St.	L	76-82	2025
02/04/2021	at Temple	W	63-60	0
02/07/2021	at Tulane	W	64-61	0
02/12/2021	Temple	W	71-69	300
02/14/2021	UCF	W	69-68	300
02/21/2021	at Houston	L	52-90	1859
02/24/2021	at Tulsa	W	70-69	100
02/26/2021	Tulane	W	91-71	1135
02/28/2021	Memphis	L	74-80	1135
03/04/2021	Vanderbilt	L	64-78	2000
03/07/2021	at East Carolina	W	82-69	439
03/12/2021	vs SMU	W	74-71	776
03/13/2021	vs Wichita St.	W	60-59	0
03/14/2021	vs Houston	L	54-91	0



# 2020-21 Cincinnati Men's Basketball Combined Team Statistics In Conference games

Page 1/1  
as of Mar 07, 2021

## Game Records

Record	Overall	Home	Away	Neutral
ALL GAMES	8-6	3-3	5-3	0-0
CONFERENCE	8-6	3-3	5-3	0-0
NON-CONFERENCE	0-0	0-0	0-0	0-0

## Score by Periods

Team	1st	2nd	OT	TOT
Cincinnati	470	525	0	995
Opponents	493	514	0	1007

## Team Box Score

No.	Player				Total		3-Point		F-Throw		Rebounds													
		GP-GS	MIN	AVG	FG-FGA	FG%	3FG-FGA	3FG%	FT-FTA	FT%	OFF	DEF	TOT	AVG	PF	DQ	A	TO	BLK	STL	PTS	AVG		
2	WILLIAMS, Keith	14-13	398:39	28.5	73-183	.399	16-47	.340	45-65	.692	21	44	65	4.6	42	2	39	33	12	18	207	14.8		
24	DAVENPORT, Jeremiah	14-10	429:31	30.7	61-140	.436	27-80	.338	18-23	.783	16	63	79	5.6	25	0	26	23	1	9	167	11.9		
00	DEJULIUS, David	11-11	354:11	32.2	40-113	.354	10-52	.192	21-28	.750	3	51	54	4.9	20	0	50	24	1	10	111	10.1		
1	HARVEY, Zach	7-0	130:25	18.6	22-37	.595	10-16	.625	12-18	.667	3	8	11	1.6	13	0	5	6	0	4	66	9.4		
23	ADAMS-WOODS, Mika	14-8	414:16	29.6	36-88	.409	16-46	.348	24-28	.857	9	30	39	2.8	20	0	28	17	2	13	112	8.0		
13	EASON, Tari	14-6	260:09	18.6	43-84	.512	5-17	.294	20-31	.645	32	49	81	5.8	37	3	18	25	17	17	111	7.9		
45	MADSEN, Mason	11-0	193:45	17.6	25-53	.472	16-39	.410	13-20	.650	2	29	31	2.8	20	0	11	11	1	4	79	7.2		
33	VOGT, Chris	14-12	269:44	19.3	25-54	.463	0-0	.000	19-47	.404	23	28	51	3.6	45	1	15	13	15	4	69	4.9		
25	IVANAUSKAS, Rapolas	2-0	38:12	19.1	4-8	.500	1-4	.250	0-1	.000	0	7	7	3.5	6	0	0	5	0	1	9	4.5		
3	SAUNDERS JR., Mike	13-6	189:15	14.6	14-32	.438	5-13	.385	16-19	.842	3	14	17	1.3	17	1	18	16	0	7	49	3.8		
20	DIARRA, Mamoudou	10-1	81:28	8.1	7-19	.368	1-3	.333	0-1	.000	9	10	19	1.9	14	0	2	8	2	3	15	1.5		
43	BANKS, Rob	6-1	31:36	5.3	0-4	.000	0-1	.000	0-0	.000	0	1	1	0.2	3	0	1	1	0	2	0	0.0		
31	MARTIN, Sam	4-1	07:28	1.9	0-0	.000	0-0	.000	0-0	.000	0	0	0	0.0	2	0	1	2	0	0	0	0.0		
44	COOK, Adam	3-1	03:13	1.1	0-0	.000	0-0	.000	0-0	.000	0	0	0	0.0	0	0	0	0	1	0	0	0.0		
Team											31	33	64					11						
Total		14	2802		350-815	.429	107-318	.336	188-281	.669	152	367	519	37.1	264	7	214	195	52	92	995	71.1		
Opponents		14	2800		346-798	.434	92-280	.329	223-298	.748	126	361	487	34.8	245	1	193	177	56	95	1007	71.9		

## Team Statistics

	UC	OPP
<b>Scoring</b>	<b>995</b>	<b>1007</b>
Points per game	71.1	71.9
Scoring margin	-0.9	-
<b>Field goals-att</b>	<b>350-815</b>	<b>346-798</b>
Field goal pct	.429	.434
<b>3 point fg-att</b>	<b>107-318</b>	<b>92-280</b>
3-point FG pct	.336	.329
3-pt FG made per game	7.6	6.6
<b>Free throws-att</b>	<b>188-281</b>	<b>223-298</b>
Free throw pct	.669	.748
F-Throws made per game	13.4	15.9
<b>Rebounds</b>	<b>519</b>	<b>487</b>
Rebounds per game	37.1	34.8
Rebounding margin	+2.3	-
<b>Assists</b>	<b>214</b>	<b>193</b>
Assists per game	15.3	13.8
<b>Turnovers</b>	<b>195</b>	<b>177</b>
Turnovers per game	13.9	12.6
Turnover margin	-1.3	-
Assist/turnover ratio	1.1	1.1
<b>Steals</b>	<b>92</b>	<b>95</b>
Steals per game	6.6	6.8
<b>Blocks</b>	<b>52</b>	<b>56</b>
Blocks per game	3.7	4.0
<b>Winning streak</b>	<b>1</b>	<b>-</b>
Home win streak	0	-
<b>Attendance</b>	<b>3470</b>	<b>7172</b>
Home games-Avg/Game	6-578	8-897
Neutral site-Avg/Game	-	0-0

## Team Results

Date	Opponent		Score	Att.
12/16/2020	South Fla.	L	71-74	300
12/22/2020	at UCF	L	70-75	1181
01/02/2021	Tulsa	L	66-70	300
01/07/2021	at SMU	W	76-69	1568
01/10/2021	at Wichita St.	L	76-82	2025
02/04/2021	at Temple	W	63-60	0
02/07/2021	at Tulane	W	64-61	0
02/12/2021	Temple	W	71-69	300
02/14/2021	UCF	W	69-68	300
02/21/2021	at Houston	L	52-90	1859
02/24/2021	at Tulsa	W	70-69	100
02/26/2021	Tulane	W	91-71	1135
02/28/2021	Memphis	L	74-80	1135
03/07/2021	at East Carolina	W	82-69	439



# 2020-21 Cincinnati Men's Basketball Combined Team Statistics Specific games

Page 1/1  
as of Mar 14, 2021

## Game Records

Record	Overall	Home	Away	Neutral
ALL GAMES	2-1	0-0	0-0	2-1
CONFERENCE	0-0	0-0	0-0	0-0
NON-CONFERENCE	2-1	0-0	0-0	2-1

## Score by Periods

Team	1st	2nd	OT	TOT
Cincinnati	92	96	0	188
Opponents	96	125	0	221

## Team Box Score

No.	Player				Total		3-Point		F-Throw		Rebounds															
		GP-GS	MIN	AVG	FG-FGA	FG%	3FG-FGA	3FG%	FT-FTA	FT%	OFF	DEF	TOT	AVG	PF	DQ	A	TO	BLK	STL	PTS	AVG				
24	DAVENPORT, Jeremiah	3-3	92:34	30.9	11-27	.407	9-20	.450	7-9	.778	4	14	18	6.0	6	0	2	9	1	5	38	12.7				
2	WILLIAMS, Keith	3-3	74:44	24.9	9-30	.300	3-11	.273	10-17	.588	8	5	13	4.3	4	0	11	5	1	3	31	10.3				
20	DIARRA, Mamoudou	1-0	16:40	16.7	3-6	.500	2-3	.667	2-4	.500	3	3	6	6.0	2	0	1	0	1	0	10	10.0				
13	EASON, Tari	3-0	70:09	23.4	9-27	.333	0-3	.000	7-13	.538	10	14	24	8.0	8	0	3	9	5	4	25	8.3				
23	ADAMS-WOODS, Mika	3-3	87:19	29.1	6-20	.300	3-9	.333	10-12	.833	0	10	10	3.3	7	0	6	5	2	4	25	8.3				
3	SAUNDERS JR., Mike	3-3	82:43	27.6	9-22	.409	0-5	.000	2-3	.667	1	8	9	3.0	3	0	7	7	0	3	20	6.7				
45	MADSEN, Mason	3-0	67:54	22.6	6-18	.333	2-11	.182	1-2	.500	1	10	11	3.7	5	0	6	3	1	2	15	5.0				
00	DEJULIUS, David	3-0	52:43	17.6	5-13	.385	2-6	.333	1-2	.500	0	4	4	1.3	2	0	7	0	0	0	13	4.3				
33	VOGT, Chris	3-3	48:48	16.3	5-8	.625	0-0	.000	1-2	.500	2	4	6	2.0	6	0	0	5	5	0	11	3.7				
31	MARTIN, Sam	1-0	00:48	0.8	0-0	.000	0-0	.000	0-0	.000	0	0	0	0.0	0	0	0	0	0	0	0	0.0				
44	COOK, Adam	1-0	00:48	0.8	0-0	.000	0-0	.000	0-0	.000	0	0	0	0.0	0	0	0	0	0	0	0	0.0				
43	BANKS, Rob	1-0	04:50	4.8	0-1	.000	0-0	.000	0-0	.000	1	1	2	2.0	1	0	1	0	0	1	0	0.0				
Team											10	2	12					3								
Total		3	600		63-172	.366	21-68	.309	41-64	.641	40	75	115	38.3	44	0	44	46	16	22	188	62.7				
Opponents		3	600		82-185	.443	30-75	.400	27-43	.628	33	76	109	36.3	51	1	50	40	14	23	221	73.7				

## Team Statistics

	UC	OPP
<b>Scoring</b>	<b>188</b>	<b>221</b>
Points per game	62.7	73.7
Scoring margin	-11.0	-
<b>Field goals-att</b>	<b>63-172</b>	<b>82-185</b>
Field goal pct	.366	.443
<b>3 point fg-att</b>	<b>21-68</b>	<b>30-75</b>
3-point FG pct	.309	.400
3-pt FG made per game	7.0	10.0
<b>Free throws-att</b>	<b>41-64</b>	<b>27-43</b>
Free throw pct	.641	.628
F-Throws made per game	13.7	9.0
<b>Rebounds</b>	<b>115</b>	<b>109</b>
Rebounds per game	38.3	36.3
Rebounding margin	+2.0	-
<b>Assists</b>	<b>44</b>	<b>50</b>
Assists per game	14.7	16.7
<b>Turnovers</b>	<b>46</b>	<b>40</b>
Turnovers per game	15.3	13.3
Turnover margin	-2.0	-
Assist/turnover ratio	1.0	1.3
<b>Steals</b>	<b>22</b>	<b>23</b>
Steals per game	7.3	7.7
<b>Blocks</b>	<b>16</b>	<b>14</b>
Blocks per game	5.3	4.7
<b>Winning streak</b>	<b>0</b>	<b>-</b>
Home win streak	0	-
<b>Attendance</b>	<b>0</b>	<b>0</b>
Home games-Avg/Game	0-0	0-0
Neutral site-Avg/Game	-	3-259

## Team Results

Date	Opponent		Score	Att.
03/12/2021	vs SMU	W	74-71	776
03/13/2021	vs Wichita St.	W	60-59	0
03/14/2021	vs Houston	L	54-91	0