

2025 SCHEDULE / RESULTS

DATE	OPPONENT	TIME/RESULT
Feb. 14	at #11 Duke	W, 8-3
Feb. 15	at #11 Duke	L, 5-6 (12)
Feb. 16	at #11 Duke	W, 19-5
Feb. 21	at UNLV	W, 6-0
Feb. 22	at UNLV	L, 5-6
Feb. 23	at UNLV	W, 10-9
Feb. 24	at UNLV	L, 7-6
Feb. 27	at UC San Diego	L, 3-4
Feb. 28	at UC San Diego	W, 5-2
March 1	at UC San Diego	W, 2-8
March 2	at UC San Diego	L, 0-5
MARCH 4	TOLEDO	W, 7-5
MARCH 7	CANISIUS (DH)	W, 13-5
MARCH 7	CANISIUS (DH)	W, 7-0
MARCH 8	CANISIUS	W, 10-1
MARCH 9	CANISIUS	W, 12-1 (7)
MARCH 11	MIAMI (OHIO)	W, 12-3
March 14	at Arizona*	L, 3-8
March 15	at Arizona*	L, 2-14
March 16	at Arizona*	L, 1-11 (7)
MARCH 21	BYU* (DH)	L, 5-7
MARCH 21	BYU* (DH)	W, 5-4
MARCH 22	BYU*	L, 2-4
MARCH 25	#18 LOUISVILLE	W, 12-2
MARCH 28	UCF*	W, 6-4
MARCH 29	UCF*	W, 7-6 (10)
MARCH 30	UCF*	W, 10-7
April 1	at Miami (Ohio)	W, 6-4
April 4	at Texas Tech*	W, 8-7 (12)
April 6	at Texas Tech* (DH)	W, 8-1
April 6	at Texas Tech* (DH)	L, 8-12
April 8	vs. Wright State^	L, 3-10
April 9	vs. Miami (Ohio)^	Canceled
APRIL 11	ARIZONA STATE*	6:00 P.M.
APRIL 12	ARIZONA STATE*	3:00 P.M.
APRIL 13	ARIZONA STATE*	1:00 P.M.
APRIL 15	XAVIER	6:00 P.M.
April 17	at West Virginia*	6:30 p.m.
April 18	at West Virginia*	6:30 p.m.
April 19	at West Virginia*	2:00 p.m.
April 22	at Xavier	3:00 p.m.
APRIL 23	UW MILWAUKEE	6:00 P.M.
APRIL 25	OKLAHOMA STATE*	6:00 P.M.
APRIL 26	OKLAHOMA STATE*	3:00 P.M.
APRIL 27	OKLAHOMA STATE*	1:00 P.M.
May 2	at Kansas*	7:00 p.m.
May 3	at Kansas*	3:00 p.m.
May 4	at Kansas*	2:00 p.m.
May 6	at Oral Roberts	6:00 p.m.
May 9	at TCU*	7:00 p.m.
May 10	at TCU*	3:00 p.m.
May 11	at TCU*	2:00 p.m.
MAY 13	INDIANA	6:00 P.M.
MAY 15	KANSAS STATE*	6:00 P.M.
MAY 16	KANSAS STATE*	6:00 P.M.
MAY 17	KANSAS STATE*	1:00 P.M.

2025 Phillips 66 Big 12 Championship

May 21-24 Globe Life Field (Arlington, Texas)

* - BIG 12 game

All times ET

Home games in **BOLD CAPS**

Times and dates subject to change

^ - Joe Nuxhall Classic (Prasco Park)

All home games will be broadcast on ESPN+



CINCINNATI

BEARCATS



ARIZONA STATE

SUN DEVILS



APRIL 11-13 • UC BASEBALL STADIUM • CINCINNATI, OHIO

CINCINNATI

Record..... 19-13, 6-6 Big 12
Head Coach..... Jordan Bischel
Record at UC..... 51-38 (2nd)
Career Record..... 365-194 (11th)

SERIES INFORMATION

Live Stats..... cpaw.me/LiveStats
Watch..... ESPN+
Series History..... First Meeting
Last Meeting..... First Meeting

ARIZONA STATE

Record..... 22-11, 8-4 Big 12
Head Coach..... Willie Bloomquist
School Record..... 112-92 (4th)
Career Record..... Same

WEEKEND PREVIEW

CINCINNATI – The University of Cincinnati baseball team is back home this weekend to host Arizona State for three games at UC Baseball Stadium.

First pitch for the opener on Friday is set for 6:00 p.m., followed by a 3:00 p.m. contest on Saturday and a 1:00 p.m. game on Sunday. All three games will be broadcast on ESPN+.

This marks the first-ever meeting between UC and ASU on the diamond.

Saturday's game will be part of an exciting day on campus, with several events taking place during UC's "Spring Showcase". Because of the increased activity around campus, gates will open 90 minutes prior to first pitch on Saturday as opposed to the usual 60 minutes.

The Spring Showcase, presented by Skyline Chili, will be highlighted by an open football practice at Nippert Stadium beginning at noon, the Saturday battle between UC and ASU at UC Baseball Stadium, and Bearcats at the Ballpark that night at Great American Ballpark. Cincinnati natives Joe Royer and Dontay Corleone will throw out the first pitch and first-year volleyball coach Danijela Tomic will present the game ball at the Reds vs. Pirates game that night.

Following this weekend's action, Cincinnati hosts Xavier on Tuesday, April 15 at 6:00 p.m.

ABOUT ARIZONA STATE

Arizona State enters the weekend with a 22-11 overall record and an 8-4 record in Big 12 play. One of the most successful programs in the history of college baseball, ASU has won five national championships and has been to Omaha 22 times. The Sun Devils are coming off a 20-11 home win vs. Cal State Northridge on Tuesday, but lost two out of three against No. 22 Arizona at home over the weekend. One of the slickest fielding teams in the country, Arizona State leads the Big 12 and ranks eighth nationally with a .983 fielding percentage.

PROJECTED WEEKEND ROTATIONS

GAME 1

RHP Nathan Taylor (UC)
 vs.
 LHP Ben Jacobs (ASU)

GAME 2

LHP Kellen O'Connor (UC)
 vs.
 RHP Jack Martinez (ASU)

GAME 3

TBA (UC)
 vs.
 TBA (ASU)

STATS COMPARISON

BATTING	AVG	OPS	GP	AB	R	H	2B	3B	HR	RBI	TB	SLG%	BB	HBP	SO	GDP	OB%	SF	SH	SB-A			
Cincinnati	.279	.838	32	1,109	215	309	57	8	36	192	490	.442	182	45	317	11	.396	16	14	70-79			
Arizona St.	.316	.919	33	1,138	276	360	87	4	41	248	578	.508	157	41	217	26	.411	22	3	65-81			
PITCHING	ERA	WHIP	W-L	APP	CG	SH	SV	IP	H	R	ER	BB	SO	2B	3B	HR	AB	AVG	WP	HBP	BK	SFA	SHA
Cincinnati	4.79	1.39	19-13	145	1	2	8	281.2	278	170	150	112	272	54	8	44	1,075	.259	26	31	1	8	16
Arizona St.	5.18	1.43	22-11	155	0	2	7	292.0	277	180	168	140	355	61	8	37	1,106	.250	28	27	5	13	10

ROSTER

Numerical								Alphabetical		
#	NAME	YR.	POS.	B/T	HT.	WT.	HOMETOWN/HIGH SCHOOL/PREVIOUS SCHOOLS	#	NAME	POSITION
0	Parker McDaniels	Fr.	C	R/R	6-1	215	Delaware, Ohio/Olentangy Berlin	10	Keegan Allen	RHP
2	Kerrington Cross	R-Sr.	INF	R/R	6-0	215	Brownsburg, Ind./Brownsburg	35	Ty Barnett	LHP
3	Christian Mitchelle	Jr.	INF/RHP	R/R	5-11	200	Romeoville, Ill./ Plainfield East/Central Michigan	18	Max Bergmann	RHP
4	Donovan Ford	Sr.	OF	R/R	5-8	160	Greenville, S.C./Greenville/Newberry	32	Tommy Boba	RHP
5	Dawson Hokuf	R-Sr	IB/C	L/R	6-4	218	Edmond, Okla./South Torrance/LA Harbor CC/Lindenwood	28	Gavin Brewer	C
6	Luke Sefcik	R-Jr.	INF	R/R	5-10	180	Palos Heights, Ill./Marist/Central Michigan	8	Lauden Brooks	INF
7	Jack Natili	So.	C	R/R	6-3	198	Venetia, Pa./Peters Township/Rutgers	31	Adam Buczkowski	RHP
8	Lauden Brooks	Sr.	INF	R/R	5-11	195	Cincinnati, Ohio/McNicholas/Texas Tech	25	Quinton Coats	UTL
9	Maxton Polad	R-Jr.	OF	R/R	6-2	220	Frankfort, Ill./Lincoln Way-East/Southeastern CC/Western Illinois	16	Michael Conte	RHP
10	Keegan Allen	R-Jr.	RHP	R/R	5-11	190	Rogers, Ark./Bentonville/West Virginia	33	Bradley Coulter	RHP
11	Nathan Taylor	So.	RHP	L/R	6-5	230	Amelia, Ohio/West Clermont	2	Kerrington Cross	INF
13	Brandon Scheurer	R-Sr.	RHP/UTL	L/R	6-1	197	Portland, Mich./St. Patrick/Saginaw Valley State	27	Eric De Costa	RHP/INF
14	Landyn Vidourek	Jr.	OF	L/R	6-1	192	Hamilton, Ohio/Badin	24	Carter Earls	LHP
15	Kory Klingenbeck	R-Sr.	C	S/R	5-10	195	Cincinnati, Ohio/Elder/Walters State	55	Michael Fliss	RHP
16	Michael Conte	Sr.	RHP	R/R	6-3	212	Cincinnati, Ohio/Walnut Hills/Central Michigan	4	Donovan Ford	OF
17	Rodney Shultz	Sr.	RHP	R/R	6-1	210	Tyrone, Pa./Tyrone/Pitt-Johnstown	45	Brenden Garula	LHP
18	Max Bergmann	R-Sr.	RHP	R/R	6-3	206	Georgetown, Ind./St. Xavier	5	Dawson Hokuf	IB/C
19	Charlie Niehaus	R-Fr.	INF	R/R	5-10	178	West Chester, Ohio/Archbishop Moeller	26	Chase Horst	LHP
20	Josh Ulery	Sr.	INF	R/R	5-10	185	Latrobe, Pa./Derry Area/Pitt-Johnstown	40	Hudson Johnson	LHP
21	Cal Sefcik	So.	UTL	R/R	6-0	220	Palos Heights, Ill./Marist/Indiana	15	Kory Klingenbeck	C
22	Louis Perona	Sr.	OF	L/R	6-3	203	Chicago, Ill./Lane Tech/Illinois Wesleyan	50	Bryce Koch	RHP
23	Brendin Oliver	Fr.	RHP	R/R	6-3	192	Mooresville, Ind./Mooresville	29	Carson Marsh	RHP
24	Carter Earls	R-Jr.	LHP	L/L	6-4	215	Middletown, Ohio/Bishop Fenwick	0	Parker McDaniels	C
25	Quinton Coats	Fr.	UTL	R/R	6-3	225	Olathe, Kan./Olathe South	3	Christian Mitchelle	INF/RHP
26	Chase Horst	Jr.	LHP	L/L	5-10	185	Lititz, Pa./P27 Academy	41	Adam Mrakitsch	LHP
27	Eric De Costa	Fr.	RHP/INF	R/R	6-5	225	North Aurora, Ill./Wheaton Academy	7	Jack Natili	C
28	Gavin Brewer	Fr.	C	R/R	5-11	190	Knoxville, Tenn./Farragut	19	Charlie Niehaus	INF
29	Carson Marsh	So.	RHP	R/R	5-10	178	West Chester, Ohio/Archbishop Moeller	51	Kellen O'Connor	LHP
30	Ryan Tyranski	Fr.	IB	L/R	6-4	195	Birmingham, Mich./Brother Rice	44	Tommy O'Connor	IB
31	Adam Buczkowski	Fr.	RHP	R/R	6-2	205	Carmel, Ind./Carmel	23	Brendin Oliver	RHP
32	Tommy Boba	Jr.	RHP	R/R	6-2	210	Wheaton, Ill./Wheaton Warrenville South	22	Louis Perona	OF
33	Bradley Coulter	So.	RHP	R/R	6-1	189	Taylorsville, Ky./Spencer County	38	Joel Pineiro	RHP
35	Ty Barnett	Fr.	LHP	L/L	5-11	163	Athens, Tenn./McMinn	42	Derrick Pitts	OF
38	Joel Pineiro	R-Jr.	RHP	R/R	6-1	202	Miami, Fla./Westminster Christian/FIU	9	Maxton Polad	OF
40	Hudson Johnson	Fr.	LHP	L/L	6-1	245	Prior Lake, Minn./Prior Lake	13	Brandon Scheurer	RHP/UTL
41	Adam Mrakitsch	Sr.	LHP	L/L	6-0	168	Howell, Mich./Howell/Central Michigan	21	Cal Sefcik	UTL
42	Derrick Pitts	Fr.	OF	R/R	6-2	198	St. Louis, Mo./Christian Brothers College	6	Luke Sefcik	INF
44	Tommy O'Connor	Sr.	IB	L/L	6-3	235	Martinsville, Ind./Mooresville	17	Rodney Shultz	RHP
45	Brenden Garula	Jr.	LHP	R/L	5-11	195	Mason, Ohio/Mason	11	Nathan Taylor	RHP
50	Bryce Koch	Fr.	RHP	R/R	6-5	203	Barrington, Ill./Barrington/CSU Bakersfield	30	Ryan Tyranski	IB
51	Kellen O'Connor	R-Sr.	LHP	L/L	5-10	185	Portland, Ore./Beaverton	20	Josh Ulery	INF
55	Michael Fliss	Fr.	RHP	R/R	6-6	220	Indianapolis, Ind./North Central	14	Landyn Vidourek	OF

COACHING STAFF

Jordan Bischel - Head Coach (2nd Season)
Tayler Sheriff- Assistant Coach (2nd Season)
Kyle Pettoruto- Assistant Coach (2nd Season)
Tom Winske- Assistant Coach (2nd Season)

SUPPORT STAFF

Kyle Schroeder - Director of Program Development (2nd Season)
Tyler Dellerman - Director of Video (2nd Season)
Chris Krepline- Director of Pitching Development (1st Season)
Zach Malecki- Athletic Trainer (2nd Season)
Cameron Dietz- Assistant Director, Spors Performance (2nd Season)

PRONUNCIATIONS

Jordan BISCHEL: BISH-uhl
Kyle PETTORUTO: pet-ah-ROO-toe
Tom WINSKE: WIN-ski
Kyle SCHROEDER: Shrader

LAUDEN Brooks: LAO-den (like 'ow')
Adam BUCZKOWSKI: butch-COW-ski
Brendan GARULA: guh-ROO-luh
Dawson HOKUF: HOKE-uff
Bryce KOCH: Cook
Christian MITCHELLE: Mitchell

Adam MRAKITSCH: mrr-ACK-itch
Jack NATILI: nah-TILLY
Charlie NIEHAUS: KNEE-house
JOEL PINEIRO: joe-ELL pin-YAIR-oh
Maxton POLAD: POLL-add
Brandon SCHEURER: Shire
Cal SEFCIK/Luke SEFCIK: SEFF-sick
Ryan TYRANSKI: tie-RAN-ski
Josh ULERY: YOU-lurr-ee
Landyn VIDOUREK: VID-er-rick

NAMES TO KNOW

STARTING LINEUP (PROJECTED)

**#7 Jack Natili | C | So. | 6-3, 198 | Venetia, Pa.**

2025 Stats: .330, 3 HR, 27 RBI, 19 R, 18 BB, .477 SLG%, .449 OBP

- DIBaseball Top 50 Catcher rankings (Week 6): Ranked #33
- Walked three times vs. Wright State on Tuesday
- 23 starts behind the plate, most on the team
- 10 multi-hit games are second on the team

**#44 Tommy O'Connor | IB/DH | Sr. | 6-3, 235 | Mooresville, Ind.**

2025 Stats: .220, 4 HR, 15 RBI, 20 R, 10 2B, 18 BB

- 30 starts (24 at IB, 6 at DH), tied for most on the team
- 20 runs scored, which ranks fourth on the team
- Honorable Mention All-Big 12 in 2024

**#8 Lauden Brooks | INF | Sr. | 5-11, 195 | Cincinnati, Ohio**

2025 Stats: .224, 10 RBI, 13 R, 3 2B, 5 SB

- Game-saving diving stop to end game vs. UCF (March 28)
- Pinch-hit, game-tying RBI double at UNLV (Feb. 23)
- Honorable Mention All-Big 12 in 2024
- Father, Marc, played baseball at UC (1984-85)

**#19 Charlie Niehaus | INF | R-Fr. | 5-10, 178 | West Chester, Ohio**

2025 Stats: .282, 1 HR, 15 RBI, 17 R, 6 2B, 3 3B, 14 BB, 11 SB

- 30 starts at SS; most starts at one position by anyone on the team
- 3 triples are tied for third in the Big 12
- High school teammate of Carson Marsh at Moeller

**#2 Kerrington Cross | INF | R-Sr. | 6-2, 215 | Brownsburg, Ind.**

2025 Stats: .429, 7 HR, 21 RBI, 35 R, .705 SLG%, .564 OBP, 7 SB, 26 BB

- Big 12 Co-Player of the Week (March 31)
- Among national leaders in OBP (4th), batting average (16th)
- DIBaseball Top 50 3B rankings (Week 6): Ranked #12
- Two-time all-conference (2023 AAC, 2024 Big 12)

**#3 Christian Michelle | UTL/RHP | Jr. | 5-11, 200 | Romeoville, Ill.**

2025 Hitting Stats: .250, 2 HR, 16 RBI, 15 R, 6 2B, 14 BB, 5 SB

2025 Pitching Stats: 7.36 ERA, 5 APP, 3.2 IP

- 27 starts (13 in LF, 8 at 3B, 2 at 2B, 2 in CF, 2 in RF)
- 5 appearances on the mound, all in relief
- Second Team All-Big 12 in 2024, Second Team All-MAC in 2023

**#4 Donovan Ford | OF | Sr. | 5-8, 160 | Greenville, S.C.**

2025 Stats: .258, 3 HR, 14 RBI, 21 R, 14 BB, 13 HBP

- Has made 29 starts in center field
- 13 HBP ranks first in Big 12; four times has been plunked twice
- Transferred from Newberry, where he was a career .396 hitter

**#14 Landyn Vidourek | OF | Jr. | 6-1, 192 | Hamilton, Ohio**

2025 Stats: .309, 8 HR, 30 RBI, 34 R, .600 SLG%, 26 BB, 20 SB

- 10 games with at least two RBI, most on the team
- Leads Cincinnati with eight home runs
- 20 stolen bases are second in the Big 12
- Multi-sport star in high school, was starting QB for football team

**#21 Cal Sefcik | UTL | So. | 6-0, 220 | Palos Heights, Ill.**

2025 Stats: .324, 4 HR, 25 RBI, 14 R, .480 SLG%, 19 BB


- Career-high three walks vs. Louisville (March 25)
- Hit game-ending home run in run-rule victory vs. Canisius (March 9)
- Six multi-hit efforts in March, including four hits vs. UCF (March 30)
- Younger brother of Luke

WEEKEND ROTATION (BASED OFF MOST STARTS MADE)

**#11 Nathan Taylor | RHP | So. | 6-5, 230 | Amelia, Ohio**


2025 Stats: 4-0, 3.02 ERA, 47 K, 16 BB, 41.2 IP

- Five starts of at least 6.0 IP
- Ranks third in the Big 12 in ERA (2.70), fifth in K's (46)
- 2024 Honorable Mention All-Big 12, All-Freshman Team

**#51 Kellen O'Connor | LHP | RS-Sr. | 5-10, 185 | Portland, Ore.**

2025 Stats: 1-0, 3.98 ERA, 25 K, 9 BB, 31.2 IP


- Threw CG at Texas Tech (April 6), first by a UC pitcher since 2022
- Has started every weekend except vs. Arizona (illness)
- Transferred to UC after five years at CSU Bakersfield

**#41 Adam Mrakitsch | LHP | Sr. | 6-0, 168 | Howell, Mich.**

2025 Stats: 6.35 ERA, 0-3, 29 K, 17 BB, 28.1 IP


- 5.2 IP vs. BYU in game three was longest outing of the year
- 2023 First-Team All-MAC; 2024 DIBaseball MAC Preseason PiOTY
- Transferred from Central Michigan, played under Bischel in 2022-23

TOP BULLPEN ARMS

**#29 Carson Marsh | RHP | So. | 5-0, 170 | West Chester, Ohio**


2025 Stats: 3-1, 5.94 ERA, 19 K, 11 BB, 16.2 IP

- 13 pitching appearances are second on the team
- Earned save at UNLV (Feb. 23)
- Tied for team lead with 24 appearances last season

**#38 Joel Pineiro | RHP | R-Jr. | 6-1, 202 | Miami, Fla.**

2025 Stats: 2-2, 6.29 ERA, 11 APP/4 GS, 18 K, 9 BB, 24.1 IP

- Seven relief appearances, Four starts
- Struck out three in four scoreless innings in UC debut at Duke
- Transferred from FIU, spent three seasons there

**#13 Brandon Scheurer | RHP | R-Sr. | 6-1, 197 | Portland, Mich.**

2025 Stats: 1-0, 4.05 ERA, 3 SV, 20.0 IP, 17 K, 8 BB


- Leads Cincinnati with 15 appearances on the mound and three saves
- Three saves have all come since March 21.
- Played at Saginaw Valley State from 2020-24.

**#40 Hudson Johnson | LHP | Fr. | 6-1, 245 | Prior Lake, Minn.**

2025 Stats: 4-2, 3.81 ERA, 24 K, 9 BB, 26.0 IP


- 12 relief appearances, nine have been at least 2.0 IP
- Season-best five strikeouts in 2.1 IP vs. Miami (March 11)
- Posted a 5-1 record and 0.94 ERA as a senior in high school

OTHER HITTERS OF NOTE

**#15 Kory Klingenberg | C/INF | R-Sr. | 5-10, 195 | Cincinnati, Ohio**

2025 Stats: .234, 4 HR, 8 RBI, 9 R, 7 BB, 3 HBP

- Has made 13 starts (7 at C, 5 at 2B, 1 at DH)
- Homered in back-to-back games at UNLV (Feb. 21-22)
- Opened the year with an XBH in four straight games

**#5 Dawson Hokuf | IB/DH | R-Sr. | 6-4, 218 | Edmond, Okla.**

2025 Stats: .250, 5 RBI, 8 R, 2 2B, 11 BB

- Has made 13 starts (8 at IB, 5 at DH)
- Season-high three hits vs. Canisius on March 8
- Second Team All-OVC selection last year at Lindenwood

QUICK FACTS / NOTES

QUICK FACTS

GENERAL

Location	Cincinnati, OH 45221
Founded	1819
Enrollment	52,000+ (Fall 2024)
Conference	Big 12
Nickname	Bearcats
Colors	Red (PMS 186) & Black
Home Field	UC Baseball Stadium
President	Neville G. Pinto, PhD
Director of Athletics	John Cunningham
Faculty Representative	Brian Hatch, PhD

HISTORY

First Year of Baseball	1886
All-Time Record	1,802-1,944-21
No. Yrs in NCAA Tournament/Last	7/2019
Last NCAA Postseason Opponent	Creighton, L, 1-6

COACHING STAFF

Head Coach	Jordan Bishel (St. Norbert '03)
Overall Record (Year)	365-194 (11th)
Record at Cincinnati (Year)	51-38 (2nd)
Assistant Coach	Kyle Pettoruto (New Haven '12)
Year at Cincinnati	2nd/12th
Assistant Coach	Taylor Sheriff (IUP '18)
Year at Cincinnati	2nd/9th
Assistant Coach	Tom Winske (St. Norbert '03)
Year at Cincinnati	2nd/27th

SUPPORT STAFF

Director of Program Development	Kyle Schroeder (2nd season)
Director of Offensive Skills Development	Tyler Delleman (2nd season)
Director of Pitching Development	Chris Krepline (1st season)
Athletic Trainer	Zach Malecki (2nd season)
Assistant Director, Sports Performance	Cameron Dietz (2nd season)

2024 INFORMATION

Overall Record	32-25
Home	18-8
Road	10-5
Neutral	4-2
2024 Conference Record	17-13
Home	10-5
Road	7-8
Finish	5th

2025 TEAM

Position Starters Returning/Lost	6/3
Pitching Starters Returning/Lost	2/1

2025 SCHEDULE INFORMATION

Home/Away/Neutral Games	25/29/2
Big 12 Home/Away Games	15/15
Non-Conf. Home/Away/Neutral Games	10/14/2

COMMUNICATIONS

Baseball Contact	Chris Cullum
Phone	630-220-4147
Email	cullumcm@ucmail.uc.edu

FOLLOW THE BEARCATS

For all the latest information on Cincinnati baseball, please visit GoBEARCATS.com. For up-to-the-minute updates, follow UC baseball (@GoBearcatsBase) on X/Twitter, Instagram and Facebook.

CINCINNATI AMONG NATION'S BEST AT STEALING BASES

Cincinnati is 70-for-79 on stolen base attempts this season, and ranks second in the Big 12 and tied for sixth among Power Four programs.

Individually, Landyn Vidourek's 20 stolen bases are tied for 24th nationally and tied for fourth among Power Four players.

NCAA Division I Team Stolen Base Leaders (Power 4)

1. West Virginia (Big 12)	82
2. Penn State (Big Ten)	79
3. Boston College (ACC)	77
4. Louisville (ACC)	75
5. Oklahoma (SEC)	74
6. CINCINNATI (BIG 12)	70
Kentucky (SEC)	70
8. Purdue (Big Ten)	68
9. Houston (Big 12)	67
10. Arizona State (Big 12)	65

NCAA Division I Stolen Base Leaders (Power 4)

1. Tre Broussard (Houston)	26
2. Lucas Moore (Louisville)	25
3. Kane Kepley (North Carolina)	20
4. Ryan Weingartner (Purdue)	22
5. LANDYN VIDOUREK (UC)	20

LOCAL PRODUCTS CONTRIBUTING TO BEARCATS' SUCCESS

There is plenty of great baseball being played in the Cincinnati area, and many players with local roots have been major contributors this season. Below is a list of all nine players from Southwest Ohio on UC's roster:

- #8 Lauden Brooks (Cincinnati/McNicholas)
- #11 Nathan Taylor (Amelia/West Clermont)
- #14 Landyn Vidourek (Hamilton/Badin)
- #15 Kory Klingenberg (Cincinnati, Elder)
- #16 Michael Conte (Cincinnati/Walnut Hills)
- #19 Charlie Niehaus (West Chester/Moeller)
- #24 Carter Earls (Middletown/Bishop Fenwick)
- #29 Carson Marsh (West Chester/Moeller)
- #45 Brenden Garula (Mason/Mason)

Brooks, Vidourek, Klingenberg, and Niehaus have combined to make 91 starts this year, and Vidourek and Niehaus rank among the Top 5 hitters on the team according to batting average.

Taylor has been one of the best starting pitchers in the Big 12, sitting among the conference leaders in ERA (3.02, 3rd), strikeouts (47, 9th), and innings pitched (41.2, T-8th). Conte and Marsh have been valuable bullpen pieces, combining to make 25 appearances out of the pen.

LOTS OF NEW FACES ON THE MOUND

Entering play this weekend, eight pitchers have made at least 10 pitching appearances for the Bearcats this season. Of those eight pitchers, only two pitched an inning for UC last season (Carson Marsh and Michael Conte).

New additions Brandon Scheurer (14), Hudson Johnson (12), Joel Pineiro (11), and Adam Buczkowski (11) are among the most-used pitchers on the staff, and redshirt senior Max Bergmann (10) appears on that list as well. Bergmann missed all of the 2024 season due to injury.

In total, 72.0% of the of the 281.2 innings thrown by Cincinnati pitchers this season have been from players who did not appear in a game for UC last season.

RED-HOT KERRINGTON CROSS EXCELS IN THE LEADOFF SPOT

You'd be hard-pressed to find many better leadoff hitters than redshirt senior Kerrington Cross.

An elite player all over the diamond, Cross leads UC and ranks among the Big 12 leaders in batting average (.429, 1st), on-base percentage (.564, 1st), OPS (1.269, 2nd), runs scored (35, T-5th), and hits (45, T-6th).

Among national leaders Cross ranks fourth in on-base percentage and 16th in batting average.

His ability to get on base has proven to be an asset, as his 35 runs scored lead the team. Cross ranks third among active Division I players in career runs scored.

Division I Active Career Leaders - Runs Scored

1. Wyatt Henseler (Texas A&M)	208
2. Jake Hyde (Duke)	201
3. KERRINGTON CROSS (UC)	191
4. Robbie Burnett (Georgia)	187
5. Ben Miller (Duke)	181

Last season he hit .321 with 11 home runs, 53 RBI, 63 runs scored, 46 walks, and 16 stolen bases and led UC in hits (71) and walks. Cross ended the season ranking in the top ten in the Big 12 in walks, runs, and stolen bases.

Cross is the most experienced player (191 career games played) on Cincinnati's roster and also one of its best. His 191 career games played place him among the Top 25 among active leaders in career games played at one school.

Head Coach Jordan Bishel called Cross "one of the most valuable players in college baseball" and he lived up to that name at Duke. Cross hit .438 with two home runs and six RBI that weekend while also stealing two bags and starting all three games.

For his efforts in the season-opening series at Duke, Cross was named to the NCAA's Week 1 Lineup of the Week.

NATHAN TAYLOR OFF TO BLAZING START

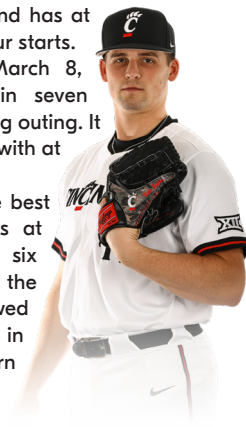
One of the best pitchers in the Big 12 so far this season is Cincinnati sophomore Nathan Taylor. The big right-hander is sporting a 2.70 ERA and has 45 strikeouts in 36.2 innings. He ranks among the Big 12 leaders in ERA (3.02, 3rd), strikeouts (47, 9th), and innings pitched (41.2, T-8th).

Taylor has thrown at least six innings in five of his seven starts this season and has at least seven strikeouts in four starts.

Against Canisius on March 8, Taylor struck out nine in seven innings to tie his career-long outing. It was his third straight start with at least nine strikeouts.

He turned in one of the best outings of his career this at UNLV, striking out 11 in six shutout innings against the Rebels. Taylor then followed that up by striking out nine in seven solid innings to earn the win at UC San Diego.

Taylor was terrific in his first collegiate season last year and was named honorable mention All-Big 12 and earned a spot on the all-freshman team. He made 16 starts and two relief appearances, posting an 8-2 record with 70 strikeouts in 72.2 innings pitched. His eight victories were tied for second in the Big 12 and tied for ninth-most in a season in school history.



NOTES

KERRINGTON CROSS IN THE TOP 10

Kerrington Cross will finish his career ranking inside the Top 10 in program history in several categories. Below are a few lists showing where he stands heading into play this weekend:

Career Runs Scored

1.	279	Kevin Youkilis	1998-01
2.	226	Matt Singer	1998-01
3.	192	Josh Harrison	2006-08
4.	191	KERRINGTON CROSS	2022-PRESENT
5.	190	Craig Tewes	1998-01
6.	165	Steve Barhorst	1993-96
	165	Pat Abbatiello	1984-87
8.	158	Troy Muckerheide	1992-95
9.	155	Chris Peters	2008-11
	155	Justin Glass	2011-14

Career Hits

1.	316	Matt Singer	1998-01
2.	313	Kevin Youkilis	1998-01
3.	287	Justin Glass	2011-14
4.	257	Craig Tewes	1998-01
5.	246	Josh Harrison	2006-08
6.	244	Steve Barhorst	1993-96
7.	236	Mike Kinnett	1984-87
8.	227	Connor McVey	2014-18
9.	226	Chris Peters	2008-11
10.	223	KERRINGTON CROSS	2022-PRESENT

Career Home Runs

1.	53	Kevin Youkilis	1998-01
2.	52	Matt Singer	1998-01
3.	44	Mike Spina	2008-09
4.	38	Chris Hamblen	1999-02
	38	Craig Tewes	1998-01
6.	37	Patt Abbatiello	1984-87
7.	36	KERRINGTON CROSS	2022-PRESENT
8.	34	Griffin Merritt	2019-22
9.	33	Ryan Nicholson	2020-23
10.	32	Cameron Satterwhite	2007-09

Career RBI

1.	239	Matt Singer	1998-01
2.	214	Craig Tewes	1998-01
3.	203	Kevin Youkilis	1998-01
4.	171	Chris Hamblen	1999-02
5.	153	Josh Harrison	2006-08
6.	148	Mike Spina	2008-09
7.	141	KERRINGTON CROSS	2022-PRESENT
	141	Justin Riddell	2008-11
	141	Justin Glass	2011-14
10.	137	Mark Martin	1984-87
	137	Troy Muckerheide	1992-95

Career Walks

1.	206	Kevin Youkilis	1998-01
2.	166	Craig Tewes	1998-01
3.	130	KERRINGTON CROSS	2022-PRESENT
4.	128	Ian Happ	2013-15
5.	122	Matt Singer	1998-01
6.	118	Chris Peters	2008-11
7.	117	Matt Primack	1993-96
8.	107	Chuck Barlage	1988-91
	107	Mark Muscenti	2003-06
10.	106	John Hansberry	1972-75
	106	Rick Linz	1973-76

KELLEN O'CONNOR GOES THE DISTANCE AT TEXAS TECH

Senior left-handed pitcher Kellen O'Connor turned in an incredible outing in game two at Texas Tech on April 6, allowing just one run on six hits while striking out five and walking none in a complete game effort.

It was the first nine-inning complete game by a UC pitcher since Beau Keathley did it against Tulane on May 24, 2022. It was also the first nine-inning complete game by a Big 12 pitcher this season, and the first time an opposing pitcher went the distance against Texas Tech since their 2021 Super Regional vs. Stanford.

O'Connor was one of Cincinnati's biggest gets in the transfer portal this past offseason. The Portland, Ore. Native spent the last five seasons at CSU-Bakersfield, missing the 2023 campaign due to injury. He was Bakersfield's Sunday starter last season, logging a 2.89 ERA and 64 punchouts in 81.0 innings. His best performance of the season was a complete-game victory at UC Davis on May 25 when he allowed just one earned run while scattering eight hits and one walk.

LANDYN VIDOUREK: 5-TOOL PLAYER

Junior Landyn Vidourek has been able to do it all this season and is hitting .309 with eight home runs, 30 RBI, 34 runs scored, eight doubles, 26 walks, and 20 stolen bases.

Vidourek's skills were on display at Texas Tech last weekend, as he homered in both games of Sunday's doubleheader and made several terrific diving catches in right field to rob the Red Raiders of a couple hits.

An integral part of Cincinnati's offense, the team is 18-5 in games this season when Vidourek records a hit and 1-6 when he does not. Vidourek missed one game earlier this season due to illness.

Vidourek is 20-for-21 on stolen base attempts this season and ranks among the national leaders in steals. A full list of NCAA Division I stolen base leaders (Power Four only) can be found on the previous page.

His biggest hit of the year came in game two vs. UCF. With UC trailing 6-5 in the bottom of the 10th inning and down to his last strike, Vidourek ripped a two-run single up the middle for a walk-off base hit to win the game.

Vidourek put together an incredible six-game stretch from March 4-11, hitting .500 (12-for-24) with four home runs, 11 RBI, 11 runs scored, five walks, and seven stolen bases. His two home runs came during the Canisius series and were prodigious, as one hit Fifth Third Arena and the other landed near the entrance to the arena, and he outdid himself on vs. Miami with a two-run home run that registered 116 MPH off the bat.

A local product from Hamilton, Ohio, Vidourek starred at Badin High School in both baseball and football. He was a two-way player on the diamond and the team's starting quarterback on the gridiron.



JACK NATILI GRABS REINS BEHIND THE PLATE

Sophomore Jack Natili is in his first season at Cincinnati, but he's done everything he can to grab onto the starting catcher role. He has made 23 starts behind the plate, by far the most on the team.

Natili is hitting .330, which ranks second on the team, and has three home runs, seven doubles, 27 RBI, and 18 walks.

Natili joined the program from Rutgers, where he spent the 2024 season and started 44 games. Coming out of high school, he was the No. 16-ranked prospect in Pennsylvania and the top prep catcher in his class from the state according to Perfect Game.

SEFCIK BROTHERS REUNITE IN CLIFTON

Neither Luke nor Cal Sefcik began their career at Cincinnati, but the brothers are on the same team once again in 2025.

Luke started his collegiate career at Central Michigan and followed head coach Jordan Bischel to Cincinnati prior to last season. Cal was a freshman at Indiana last year before transferring to UC prior to this season.

Luke and Cal shared a cool moment on Opening Day when they hit back-to-back in the Bearcats' order. Luke hit sixth and started at second base, while Cal hit seventh and started at DH.

Kevin Sefcik, father of Cal and Luke, spent seven years in the big leagues, six with the Philadelphia Phillies. Kevin coached Cal and Luke at Marist High School in suburban Chicago as well.

DONOVAN FORD MAKES IMMEDIATE IMPACT

A transfer from Division II Newberry, Donovan Ford has started 29 games in center field for the Bearcats this season.

Ford started all three games in center field during the opening weekend at Duke and was 5-for-11 at the plate, helping UC win two out of three.

One of Cincinnati's most accomplished transfer portal additions, Ford had an extraordinary career at Newberry. He left as its all-time leader in career batting average (.396) and was second in stolen bases (91). Ford was an ABCA Second Team All-American in 2024 after hitting .421 and getting on-base at a .506 clip. When he got on base he was dangerous, stealing 35 bases. Ford was an All-American in 2023 as well, starting all 58 games while hitting .406 and driving in 70 runs. He had 42 steals and a school-record 86 runs scored in 2023 as well.

TOMMY BOMBS

When senior Tommy O'Connor makes contact, the ball tends to fly. He has four home runs, 10 doubles, and one triple this season, ranking second on the team with 15 extra-base hits.

O'Connor earned honorable mention All-Big 12 honors last season, playing in 55 games while making 52 starts (29 at 1B, 23 at DH). The slugger hit 12 home runs and drove in 43 while tallying 42 walks, eight doubles, and 46 runs scored. He tended to homer in bunches and had three separate occasions where he homered in back-to-back games.

NOTES

FOR JOEL PINEIRO, IT'S IN HIS GENES

Redshirt junior right-handed pitcher Joel Pineiro has been valuable on the mound this season. His ability to both start and come from the bullpen has made him a versatile weapon for the Bearcats, and he has made four starts while coming as a reliever seven times.

In his Cincinnati debut at Duke, he turned in a stellar performance by striking out three in 4.0 shutout frames to earn the win in the 8-3 victory on Opening Day.

Pineiro transferred to UC from FIU, where he started 19 games on the mound.

Pineiro's father, Joel, spent 12 seasons in the major leagues (2000-2011) as a pitcher with the Seattle Mariners, St. Louis Cardinals, Los Angeles Angels, and Boston Red Sox. He won 104 games and collected 1,058 strikeouts in his MLB career.

LAUDEN BROOKS MANNING THE KEYSTONE

Though he has battled injuries early this season, senior Lauden Brooks is an integral part of the Cincinnati lineup when he's in it.

He returned to the lineup vs. Canisius and started two games at second base. Brooks has started five of six Big 12 games at second base.

His biggest hit of the year was a pinch-hit, game-tying double at UNLV on Feb. 23. After missing the previous three games, Brooks entered the game as a pinch hitter and drove in the tying run to help spark a ninth-inning comeback in Vegas.

An honorable mention all-conference selection last season, Brooks made 49 starts (22 at 2B, 21 at SS, six at DH). He hit .301 with two home runs, 34 RBI, 10 doubles, 44 runs scored, and 13 stolen bases. Brooks collected 20 multi-hit efforts, tied for second on the team. His father, Marc Brooks, pitched for the Bearcats in 1984-85.

CARSON MARSH LOOKING TO ANCHOR BACK OF BULLPEN

Sophomore Carson Marsh led UC in appearances last season, and he's second in appearances this year with 13.

Marsh was thrust into a high-leverage bullpen role last season and responded about as well as one could hope for a true freshman. He appeared in 24 games and posted a 4.30 ERA in 44.0 innings of work, striking out 52 while walking 15. The local product made his collegiate debut on Opening Day last season and came up big in one of the most important wins of the season, striking out four in 2.2 scoreless frames against Texas in the Big 12 Tournament.

ADAM MRAKITSCH REUNITES WITH BISCHEL

Senior left-hander Adam Mrakitsch has made seven starts so far, and turned in his best start of the year vs. Canisius. In 4.2 shutout innings of work, he struck out seven and allowed just three hits.

His longest outing of the season came last weekend vs. BYU when he struck out six in 5.2 innings in the finale against the Cougars.

Mrakitsch joined the Bearcats this past offseason from Central Michigan, where he played under Jordan Bischel for two seasons. His best season came in 2023, when he was a First-Team All-MAC honoree after finishing 8-4 with a 3.59 ERA and 80 strikeouts while holding opposing hitters to a miniscule .196 batting average. Mrakitsch was D1Baseball's preseason MAC Pitcher of the Year in 2024 and made nine starts before being shut down with an injury. He fields his position well too, receiving an All-Defensive Team nod in 2023.

SWISS ARMY KNIFE CHRISTIAN MITCHELLE CAN DO IT ALL

Junior Christian Michelle is one of the most versatile players on the diamond whenever he takes the field. He has started 27 games this year at five different positions, and has also pitched in five games. He has also hit up and down the order, hitting in the three, five, six, seven, eight, and nine spots so far this season.

Mitchelle received second-team All-Big 12 distinctions last year as a two-way threat. He started 42 games (25 at SS, 11 at DH, six at 2B) and pitched in 22 games out of the bullpen, and earned a spot on the John Olerud Two-Way Player of the Year Award midseason watch list. Michelle hit .319 at the dish with four home runs, 22 RBI, 34 runs scored, and nine stolen bases. Out of the bullpen, he led UC with six saves and totaled 39.1 innings of work.

At Duke opening weekend, Michelle recorded the final out on the mound in the game one victory and also started all three games in the outfield. He has started games this year in left field and right field and also at third base and second base.

KERRINGTON CROSS NAMED BIG 12 CO-PLAYER OF THE WEEK (MARCH 31)

University of Cincinnati baseball redshirt senior Kerrington Cross was named Co-Player of the Week by the Big 12 Conference on March 31 following his performance last week in games vs. No. 18 Louisville and UCF.

Cross was incredible last week, helping Cincinnati go 4-0 at home against the Cardinals and Knights. He reached base at least four times in all four games, posting a .773 on-base percentage. As UC's leadoff hitter, his ability to get on base was integral to the team's success.

Cross went 3-for-5 at the plate with a double and a home run vs. #18 Louisville to start the week off. He then had a 3-for-3 day with a home run and reached base five times in the series opener vs. UCF, the start of an incredible weekend against the Knights. Cross had two hits and walked twice in game two, adding a sac fly as well, and he reached four times on Sunday (3 HBP, 1 BB) to help the Bearcats complete the sweep.

RANKED!

Following its statement-making series win at No. 11 Duke during opening weekend, Cincinnati was

ranked No. 25 in the D1Baseball Top 25 poll for the first time ever.

The following week, UC moved up two spots to No. 23 in the poll. The Bearcats were the highest-ranked Big 12 team in the poll, just ahead of No. 25 TCU.

NOTING THE UCF SWEEP

Cincinnati notched its first Big 12 sweep of the season March 28-30, winning all three games against UCF:

- The sweep was the first for the Bearcats over the Knights in series history, which began in 2014 when both were members of the American Athletic Conference.
- UC is now 2-0 in weekend series against UCF as members of the Big 12. Cincinnati took two out of three last year in Orlando.
- The Bearcats' ability to withstand adversity and find ways to get on base were the keys to the sweep. UC grabbed the lead in the eighth inning on Sunday and walked off the Knights on Saturday, and shut down a UCF bases-loaded rally in the win on Friday.
- At the plate, Cincinnati walked (.22) more than it struck out (.21) and posted a .457 on-base percentage across all three games.
- Kerrington Cross was unbelievable all weekend long, going 5-for-7 at the plate with four walks and four HBP, posting an otherworldly .813 on-base percentage for the series. While he did not record a hit on Sunday, he reached base four times (three HBP, one walk) to help set the tone for the Cincinnati offense.
- Cincinnati has now played 39 home games under head coach Jordan Bischel and holds a 29-10 record at home.

NOTING THE LOUISVILLE WIN

Cincinnati beat No. 18 Louisville at home on March 26, 12-2, an impressive victory for a number of reasons:

- After allowing two runs in the top of the first inning, Cincinnati's pitching staff clamped down on the Cardinals. The combination of Max Bergmann, Hudson Johnson, and Carson Marsh helped keep the Cardinals hitless until the top of the seventh inning.
- The win was UC's third over a ranked team this season, the most wins against a ranked opponent since 2019.
- The victory was also the third win at home over a ranked Louisville team since 2017. UC defeated the No. 1-ranked Cardinals in 2017 and walked off the No. 5-ranked Cardinals in 2021.
- The 10-run margin of victory was the second-highest against a ranked team since 2000. The largest occurred earlier this season in the 19-5 win at No. 11 Duke.

NOTING THE MARCH 4-11 HOMESTAND

Cincinnati's first homestand was a six-game stretch that began with a midweek contest vs. Toledo on March 5 and was followed by a four-game weekend series vs. Canisius and a game against Miami (Ohio) on March 11. The Bearcats went 6-0 and put up some impressive numbers during their first homestand of the 2025 season:

- The Miami attendance was 2,188, the seventh-largest crowd for a home game at UC Baseball Stadium in program history and the largest since 2023.

NOTES

- Cincinnati won its first six home games to start the season. The last time UC won that many home games in a row to start the year was 2016 when it won its first 10 home games.
- Landyn Vidourek was incredible at the plate, hitting .500 (12-for-24) with four home runs, 11 RBI, and 11 runs scored in six games.
- Cal Sefcik (.579) and Jack Natili (.565) hit better than .500 over the six games.
- Sefcik showed an exceptional eye at the plate, drawing six walks while not striking out once over the last six games.
- UC hit .393 as a team and slugged .621 while posting a 2.60 team ERA.

NOTING THE CANISIUS SERIES

- The four wins combined with the victory vs. Toledo on Tuesday give the Bearcats a 5-0 record at home. The last time UC won that many home games in a row to start the year was 2016 when it won its first 10 home games.
- Cincinnati outscored Canisius 42-7 over the four games, its most runs scored in a four-game series since March 18-20, 2022 against Saint Joseph's (43).
- Its four-game series sweep was its first since taking all four games against North Alabama at home on March 3-5, 2023.
- UC hit .406 for the weekend while holding Canisius to a team batting average of just .181 over the course of the series.
- Cal Sefcik and Landyn Vidourek tied for the team lead over the weekend with eight RBI.
- Vidourek slugged an incredible 1.143, as half of his eight hits went for extra bases. He slugged two home runs and added two doubles as well. Vidourek also led the Bearcats with five stolen bases.
- The pitching staff combined to allow just two runs over the final three games. Canisius managed just three hits on Sunday, tied for the fewest allowed in a game by UC pitchers this season. The last time UC allowed two or fewer combined runs over a three-game stretch was March 11-13, 2011 vs. Cleveland State.

NOTING OPENING WEEKEND AT DUKE

The Bearcats opened the 2025 season in exciting fashion, winning two out of three games at No. 11 Duke. After winning 8-3 on Opening Day and dropping game two in extra innings, Cincinnati exploded for a 19-5 win in game three.

Plenty of impressive notes came out of opening weekend:

- Cincinnati became ranked in the D1Baseball Top 25 for the first time in program history. D1Baseball's Top 25 poll began in 2015. The Bearcats have been nationally ranked before, ending the 1961 (No. 18) and 1971 (No. 13) seasons ranked in the Collegiate Baseball year-end Top 25.
- UC's win on Opening Day was its first victory against a ranked non-conference opponent since March 30, 2021 against No. 5 Louisville.
- In defeating the No. 11 Blue Devils, the Bearcats won a series against a ranked opponent for the first time since No. 22 UConn on April 5-7, 2019.
- Game three's 14-run margin of victory was UC's highest against a ranked opponent since at least 2000.
- Eighteen Bearcats made their Cincinnati debuts during the opening weekend.

BISCHEL BALL ERA ENTERS YEAR TWO

Head Coach Jordan Bischel enters his second season with Cincinnati in 2025.

UC posted a 32-25 overall record and a 17-13 mark in conference play, the program's first 30-win season since 2019. Cincinnati finished the regular season in fifth place in the Big 12 after being picked to finish in last in the preseason coaches poll.

The Bearcats claimed six series wins in conference play including series vs. TCU, West Virginia, and UCF, and also posted an 18-8 record at home.

Bischel helped coach seven All-Big 12 players in 2024, including first-team selection Josh Kross. Christian Mitchell was named to the second team while Nathan Taylor, Lauden Brooks, Kerrington Cross, Josh Hegemann, and Tommy O'Connor were all honorable mention.

Kross was selected by the St. Louis Cardinals in the sixth round of the MLB Draft last summer.

In his first year at UC, Bischel successfully implemented his style of play and saw his players buy in as well. The Bearcats were among the national leaders in walks (320, most in school history) and stolen bases (109) and ranked atop the league in HBP (91). Cincinnati's ability to get on base and take extra bases led to an average of 7.4 runs per game, which ranked fourth in the league.

Cincinnati utilized the bunt as well as anybody in the country last season, leading all Power Five programs in bunt base hits:

Ranking	Team	Bunt Hits
1.	Cincinnati	26
2.	Louisville	22
	Oregon	22
4.	Oregon State	21
	Oklahoma	21

COACHING STAFF UPDATES

Cincinnati had a couple updates to its coaching staff during the offseason. Tayler Sheriff was promoted from director of pitching development to pitching coach, and Chris Krepline joined the program as the new director of pitching development.

During Sheriff's first season with the Bearcats in 2024, the team posted a 32-25 overall record and a 17-13 mark in conference play, the program's first 30-win season since 2019. UC finished the regular season in fifth place in the Big 12 after being picked to finish in last in the preseason coaches poll.

Cincinnati also saw its team ERA drop by nearly a full run in 2024 from the previous season, and it posted its lowest single-season ERA since 2019.

Krepline comes to Cincinnati following a successful stint as the head coach at Lawrence University. From 2019-24, he earned two Midwest Conference Coach of the Year awards and held Lawrence to two conference titles (2022 and 2024).

In 2024, Krepline's squad posted a 31-11 record, the most wins in a season in school history, and four of his student-athletes earned All-America recognitions. His 2022 team won the Midwest Conference and took the conference tournament crown as well, earning the school's first trip to the NCAA Division III Tournament since 1979. He earned D3Baseball and ABCA Region 9 Coach of the Year accolades that season.

CINCINNATI EARNS THREE PRESEASON ALL-BIG 12 HONORS

Three Bearcats were named preseason all-

conference: Kerrington Cross, Christian Mitchell, and Nathan Taylor. Cincinnati was one of just two Big 12 schools with at least three honorees, the other being preseason favorite Oklahoma State.

Below is a look at the Big 12's preseason coaches poll:

1.	Oklahoma State (9)	163
2.	Arizona (4)	152
3.	TCU (1)	149
4.	West Virginia	115
5.	Texas Tech	111
6.	Arizona State	96
7.	UCF	93
8.	Kansas State	88
9.	Kansas	85
10.	Cincinnati	73
11.	Houston	45
12.	Utah	44
13.	Baylor	39
14.	BYU	21

NEW FACES FOR 2025

Cincinnati's roster boasts 24 newcomers in 2025, a total that includes 12 true freshmen and 12 transfer portal additions.

The 13 new freshmen are:

- C Parker McDaniels
- RHP Brendin Oliver
- UTL Quinton Coats
- RHP/INF Eric De Costa
- C Gavin Brewer
- 1B Ryan Tyranski
- RHP Adam Buczkowski
- LHP Ty Barnett
- LHP Hudson Johnson
- OF Derrick Pitts
- RHP Bryce Koch
- RHP Michael Fliss

The 12 transfer portal additions are

- OF Maxton Polad (Western Illinois)
- RHP/UTL Brandon Scheurer (Saginaw Valley State)
- C Jack Natili (Rutgers)
- RHP Rodney Schultz (Pitt-Johnstown)
- INF Josh Ulery (Pitt-Johnstown)
- OF Donovan Ford (Newberry)
- 1B/C Dawson Hokuf (Lindenwood)
- UTL Cal Sefcik (Indiana)
- OF Louis Perona (Illinois Wesleyan)
- RHP Joel Pineiro (Florida International)
- LHP Kellen O'Connor (CSU Bakersfield)
- LHP Adam Mrakitsch (Central Michigan)

COACHING STAFF TIES

Bischel has a long history with assistants Tom Winske and Kyle Schroeder, having spent a lot of time with both of them at different institutions.

Winske and Schroeder were both on staff at Central Michigan with Bischel from 2019-23, helping the Chippewas win four Mid-American Conference championships and earn three NCAA Tournament berths.

Schroeder also coached under Bischel for four years at Northwood University (2015-18) and for two seasons at Midland University (2013-14).

Winske was a successful coach at St. Norbert College in De Pere, Wis. From 1999-2018 and coached Bischel as a player from 2000-03. Bischel also served as an assistant coach under Winske from

NOTES

2007-09.

WINSKE INDUCTED INTO ST. NORBERT COLLEGE ATHLETICS HALL OF FAME

Assistant coach Tom Winske's former school, St. Norbert College, announced that he would be inducted into the athletics department's Hall of Fame later this year.

Winske, who coached at St. Norbert from 1999-2018, compiled a career record of 444-287-1 and led the program to five NCAA Division III berths. His 444 career wins were the most in the history of the Midwest Conference at the conclusion of his tenure, and he was named Midwest Conference North Division Coach of the Year nine times. Winske led St. Norbert to conference titles in 2003, 2012, 2014, and 2017.

PUTTING IN THE WORK IN THE CLASSROOM

Not only have the Bearcats been getting it done on the field, they've gotten it done in the classroom as well. UC received its ninth straight ABCA Team Academic Excellence Award last summer.

Even better, last semester the baseball program posted a cumulative 3.429 GPA, the highest semester GPA in program history. Thirty-four players earned a spot on the Honor Roll with a GPA of 3.0 or higher, 25 made the Dean's List at 3.5 or higher, and five earned a perfect 4.0 semester GPA.

BEARCATS SIGN HIGHEST-RATED RECRUITING CLASS IN PROGRAM HISTORY

Cincinnati's success last season helped pave the way for a successful signing day last fall. The Bearcats added 11 signees during the early signing period, putting together a class that ranked 46th nationally, the highest-rated recruiting class in program history.

The 2025 recruiting class is comprised of pitcher Connor Blue (O'Fallon, Ill.), outfielder/first baseman/pitcher Joe DuSell (Elgin, Ill.), pitcher Scott DiMarco (Medina, Ohio), catcher Enzo Infelise (New Lenox, Ill.), pitcher Tucker King (Western Springs, Ill.), outfielder Luke Kosko (Jefferson Hills, Pa.), first baseman/outfielder Nolan Jaworowski (St. Louis, Mo.), outfielder Quincy Mazeke (Glenoak, Ohio), pitcher Brandon Menser (Sesser, Ill.), infielder Jackson Reardon (Hebron, Ky.), and infielder Ben Voegelé (Hamilton, Ohio).

PHILLIPS 66 BIG 12 CHAMPIONSHIP RETURNS TO ARLINGTON

The Big 12 Conference announced a new championship format last fall.

The top 12 teams in the regular season standings will advance to the 2025 Phillips 66 Big 12 Baseball Championship at Globe Life Field in Arlington, Texas, Wednesday, May 21 to Saturday, May 24. In the new format, the top four seeds will receive a bye while the No. 5-12 seeds play four single elimination games in the first round. The winners will take on the top four seeds in the quarterfinals on Thursday, May 22 with a chance to advance to the semifinals on Friday, May 23. The Championship final will be played on Saturday, May 24. All games in the tournament will be single elimination.


Arlington has hosted the Big 12 Baseball Championship five times, with the event taking place at Globe Life Field each year since 2022. The venue, which is home to the 2023 World Series-champion

Texas Rangers, opened in 2020 and has hosted the 2020 World Series, 2023 World Series, and 2024 MLB All-Star Game. The Big 12 remains the only Conference to crown its postseason champion in a Major League Baseball stadium, as well as in a retractable roof facility.

2025 BIG 12 CONFERENCE STANDINGS

SCHOOL	BIG 12	WIN%	OVERALL	WIN%	H	A	N	STK
Kansas	9-3	.750	27-7	.794	13-3	12-4	2-0	L1
West Virginia	7-3	.700	27-4	.871	12-3	15-1	0-0	W7
TCU	8-4	.667	25-9	.735	14-4	10-3	1-2	L1
Arizona	8-4	.667	23-9	.719	16-2	5-3	2-4	W1
Arizona State	8-4	.667	22-11	.667	16-7	6-4	0-0	W2
Kansas State	8-4	.667	21-11	.656	11-0	4-9	6-2	W1
CINCINNATI	6-6	.500	19-13	.594	11-2	8-10	0-1	L2
Baylor	5-7	.417	21-11	.656	16-6	4-3	1-2	L2
Houston	5-7	.417	19-14	.576	10-8	9-5	0-1	L1
Texas Tech	5-7	.417	9-20	.310	5-7	3-10	1-3	L1
Oklahoma State	4-6	.400	15-15	.500	10-4	1-7	4-4	L1
BYU	4-8	.333	16-14	.533	5-6	11-8	0-0	W1
UCF	3-9	.250	18-14	.562	13-7	5-7	0-0	L4
Utah	2-10	.167	13-16	.448	2-4	9-12	2-0	L7

2025 BIG 12 PLAYERS OF THE WEEK	
Week 1 (Feb. 17) Player: Brandon Compton, OF, ASU Co-Pitcher: Ethan Calder, BAY Co-Pitcher: Colter McAnelly, UTAH Newcomer: Cole Cramer, TCU, INF	Week 8, (April 7) Player: Brady Ballinger, INF, KU Pitcher: Harrison Bodendorf, OSU Newcomer: Sean Youngerman, RHP, OSU
Week 2, (Feb. 24) Co-Player: Nu'u Contrades, INF, ASU Co-Player: Cooper Vest, IB/OF, BYU Pitcher: Colter McAnelly, UTAH Co-Newcomer: Mathis Meurant, INF, UA Co-Newcomer: Lincoln Sheffield, LHP, KSU	
Week 3, (March 3) Player: Maximus Martin, INF, KSU Co-Pitcher: Harrison Bodendorf, OSU Co-Pitcher: Griffin Kirn, WVU Newcomer: Tommy Barth, OF, KU	
Week 4, (March 10) Player: Xavier Perez, OF, HOU Pitcher: Ben Jacobs, ASU Co-Newcomer: Jack Martinez, RHP, ASU Co-Newcomer: Maximus Martin, INF, KSU	
Week 5, (March 17) Player: Jackson Hauge, INF/OF, KU Pitcher: Chase Meyer, WVU Newcomer: AJ Evasco, INF, KSU	
Week 6, (March 24) Player: Sawyer Strosnider, OF, TCU Pitcher: Colter McAnelly, UTAH Newcomer: Sawyer Strosnider, TCU	
Week 7, (March 31) Co-Player: Kerrington Cross, INF, UC Co-Player: Michael Brooks, INF, KU Pitcher: Dominic Voegele, KU Newcomer: Matt King, INF, ASU	



UPCOMING BIG 12 SCHEDULE	
Thursday, April 10 BYU at Utah, 9:00	Monday, April 14 Arizona State at Purdue, Noon
Friday, April 11 Arizona State at Cincinnati, 6:00 Kansas at TCU, 7:00 UCF at Kansas State, 7:00 West Virginia at Houston, 7:30 Baylor at Texas Tech, 7:30 BYU at Utah, 9:00 Oklahoma State at Arizona, 9:00	Tuesday, April 15 Xavier at Cincinnati, 6:00 Kansas State at Northeastern, 2:00 West Virginia at Marshall, 6:00 Florida A&M at UCF, 6:00 Oklahoma at Oklahoma State, 7:00 Dallas Baptist at TCU, 7:00 Wichita State at Kansas, 7:00 Baylor at UT Arlington, 7:00 Houston at Rice, 7:30 Utah Valley at BYU, 8:00 Grand Canyon at Arizona, 9:00
Saturday, April 12 Arizona State at Cincinnati, 3:00 Baylor at Texas Tech, 3:00 Kansas at TCU, 3:00 BYU at Utah, 4:00 UCF at Kansas State, 5:00 West Virginia at Houston, 7:30 Oklahoma State at Arizona, 9:00	Wednesday, April 16 Kansas State at Northeastern, 2:00 ALL TIMES ET
Sunday, April 13 Arizona State at Cincinnati, 1:00 West Virginia at Houston, 12:30 Baylor at Texas Tech, 2:00 Kansas at TCU, 2:00 UCF at Kansas State, 2:00 Oklahoma State at Arizona, 3:00	

THE LAST TIME

THE LAST TIME A BEARCATS PLAYER ...

Hit for the cycle.....	Anthony Snowell, May 7, 1999 vs. Saint Louis
Hit a grand slam.....	Kerrington Cross, April 1, 2025 at Miami (Ohio)
Hit a walk-off home run.....	Kameron Guidry, April 11, 2023 vs. Miami (OH)
Hit a walk-off base hit.....	Landyn Vidourek, March 29, 2025 vs. UCF
Walk-off RBI without a hit.....	Josh Hegemann, bases-loaded HBP; March 2, 2024 vs. Northern Illinois
Led off the game with a home run.....	Kerrington Cross, April 6, 2025 at Texas Tech
Hit back-to-back home runs.....	Kory Klingenberg-Donovan Ford, April 6, 2025 at Texas Tech
Hit back-to-back-to-back home runs.....	Ryan Nicholson-Kerrington Cross-JP Sponseller; May 19, 2022 vs UCF, 3rd inning
Hit two home runs in a game.....	Alec Jones, May 23, 2024 vs. Texas Tech
Hit 3+ home runs in a game.....	Josh Kross, March 22, 2024 at Saint Louis
Hit a home run in two straight games.....	Landyn Vidourek, April 6, 2025 Games 1 & 2 at Texas Tech
Hit a home run in three straight games.....	Landyn Vidourek, March 8-9, 2025 vs. Canisius; March 11, 2025 vs. Miami (Ohio)
Hit an inside-the-park home run.....	Paul Komistek, February 29, 2020 vs. Oakland
Hit two doubles in a game.....	Charlie Niehaus, March 4, 2025 vs. Toledo
Hit three doubles in a game.....	Jace Mercer, May 9, 2021 at Houston
Hit two triples in a game.....	Kerrington Cross, March 19, 2022 vs Saint Joseph's
Had four hits in a game.....	Cal Sefcik, March 30, 2025 vs. UCF
Had five hits in a game.....	Paul Komistek, Feb. 19, 2022 at FGCU
Had 6+ hits in a game.....	Cole Harting, 6; March 20, 2021 at Xavier
Had four RBIs.....	Kerrington Cross, April 1, 2025 at Miami (Ohio)
Had five RBIs.....	Kameron Guidry, March 10, 2024 at Kansas State
Had 6+ RBIs.....	Lauden Brooks; 6; May 11, 2024 at BYU
Scored three runs.....	Christian Michelle and Landyn Vidourek, March 30, 2025 vs. UCF
Scored four runs.....	Landyn Vidourek, March 9, 2025 vs. Canisius
Scored 5+ runs.....	Jace Mercer, 5; February 28, 2020 vs Oakland
Stole 3+ bases.....	Landyn Vidourek, 3, February 16, 2025 at Duke
Walked three times.....	Jack Natili, April 8, 2025 vs. Wright State
Walked four times.....	Josh Hegemann, vs. Butler, March 26, 2023, Game 2
Hit by a pitch twice.....	Donovan Ford, March 21, 2025 vs. BYU
Hit by a pitch three times.....	Kerrington Cross, March 30, 2025 vs. UCF
Had 15+ putouts.....	Tommy O'Connor - 1B, 17; March 28, 2025 vs. UCF
Has 20+ putouts.....	Ryan Noda - 1B, 21; April 12, 2015 vs. Memphis
Had 8+ assists.....	Lauden Brooks - 2B, 8; March 28, 2025 vs. UCF
Had 10+ assists.....	Sean Springer - 2B, 11; May 6, 2023 vs. ECU
Threw a complete game.....	Nathan Taylor, April 7, 2024 vs. TCU (7 innings)/Kellen O'Connor, April 6, 2025 at Texas Tech (9 innings)
Threw a complete-game shutout.....	Dylan Brosky, March 4, 2023 vs. North Alabama (7 innings)/J.T. Perez; April 20, 2018 vs #24 UConn
Threw a complete game in back-to-back appearances.....	Tristan Hammans; April 14/21, 2015 vs. Xavier/Louisville
Two Bearcats threw consecutive complete games.....	Walker/Walsh; April 9/11, 2014, vs. Miami (OH)/UConn
Three Bearcats threw consecutive complete games.....	Orndorff/Zellner/Perez; May 8/13/14, 2016, vs. UCF/ Houston
Logged 10 or more strikeouts.....	Nathan Taylor, 11, February 22, 2025 at UNLV
Pitched more than 9 innings in a game.....	B.J. Borsa, 9.2; May 18, 2002 vs. Saint Louis
Struck out four batters in an inning.....	Tony Cento; May 7, 1999 vs. Saint Louis
Threw a no-hitter.....	Chris Murphy; April 15, 1995 vs IUPUI

THE LAST TIME UC ...

Had 15-19 hits.....	15 at Texas Tech, April 4, 2025
Had 20+ hits.....	20 at Kansas State, March 10, 2024
Scored 10-14 runs.....	12 vs. #18 Louisville, March 25, 2025
Scored 15-19 runs.....	19 at Duke, February 16, 2025
Scored 20+ runs.....	22 at Xavier, March 20, 2021
Scored 10+ runs in one inning.....	10 runs, 6th inning vs. Oakland, March 19, 2006
Hit 5+ doubles.....	5 at UNLV, February 23, 2025
Hit 3+ triples.....	3 vs. Miami, April 10, 2019
Hit three home runs.....	vs. UCF, March 28, 2025
Hit four home runs.....	at BYU, May 11, 2024
Hit 5+ home runs.....	8 at Saint Louis, March 22, 2024
Hit two grand slams.....	Kameron Guidry & Kory Klingenberg; at Xavier March 22, 2023
Stole five bases.....	Game 1 at Texas Tech, April 6, 2025
Stole six bases.....	vs. UCF, March 29, 2025
Stole 7+ bases.....	8, at Duke, February 16, 2025
Played 10 innings.....	vs. UCF, March 29, 2025
Played 11 innings.....	vs. UCF, May 21, 2024
Played 12+ innings.....	12, at Texas Tech, April 4, 2025
Swept a 3-game series.....	vs. UCF, March 28-30, 2025
Was swept in a 3-game series.....	at Arizona, March 14-16, 2025
Swept a 4-game series.....	vs. Canisius, March 7-9, 2025
Was swept in a 4-game series.....	at #11 ECU, April 1-3, 2021
Swept a doubleheader.....	vs. Canisius, March 7, 2025
Was swept in a doubleheader.....	vs. #12 Oklahoma, May 16, 2024
Turned a triple play.....	8-6-3; at Miami, May 7, 2019

HEAD COACH JORDAN BISCHEL



JORDAN BISCHEL • HEAD COACH • SECOND SEASON • ST. NORBERT '03

Jordan Bischel is entering his second season as the head coach at Cincinnati in 2025.

The 2024 season was Bischel's first at Cincinnati, and he led the Bearcats to a terrific year in their inaugural Big 12 campaign.

UC posted a 32-25 overall record and a 17-13 mark in conference play, the program's first 30-win season since 2019. Cincinnati finished the regular season in fifth place in the Big 12 after being picked to finish in last in the preseason coaches poll.

The Bearcats claimed six series wins in conference play including series vs. TCU, West Virginia, and UCF, and also posted an 18-8 record at home.

Bischel helped coach seven All-Big 12 players in 2024, including first-team selection Josh Kross. Christian Mitchelle was named to the second team while Nathan Taylor, Lauden Brooks, Kerrington Cross, Josh Hegemann, and Tommy O'Connor were all honorable mention.

In his first year at UC, Bischel successfully implemented his style of play and saw his players buy in as well. The Bearcats were among the national leaders in walks (320, most in school history) and stolen bases (109) and ranked atop the league in HBP (91). Cincinnati's ability to get on base and take extra bases led to an average of 7.4 runs per game, which ranked fourth in the league.

Bischel was announced as the 33rd head coach in program history on June 18, 2023.

The Green Bay, Wis., native came to UC from Central Michigan, where he served as head coach for five seasons. He also spent four seasons as head coach of Northwood, an NCAA Division II program in Midland, Mich., and two seasons at the helm of NAIA program Midland University in Fremont, Neb.

He has previously won eight conference championships: four at Central Michigan, four at Northwood.

Bischel led the Chippewas to four Mid-American Conference (MAC) championships -- two regular season and two tournament -- and three NCAA Regionals. The Chippewas went 177-80 (.689) during Bischel's tenure.

In five seasons as head coach at CMU, Bischel had a 102-32 MAC record and posted three consecutive 40-win full seasons for the first time since 1986-88. His teams won a combined 132 games in 2019, '21 and '22, the winningest three-year stretch in program history.

Bischel's CMU teams went a combined 31-8 against the five other Michigan Division I programs, Michigan, Michigan State, Eastern Michigan, Western Michigan and Oakland, and Bischel led his Chippewas to 12 victories over opponents from Power 5 conferences.

In 2022, the Chippewas finished 43-19, including 30-7 and in second place in the MAC. They made a remarkable run to the league tournament crown, starting 1-1 and then winning three consecutive elimination games, the final two against host and regular season champion Ball State. That put the Chippewas in the NCAA Tournament for the third straight season, where they went 1-2 and bowed to No. 13-ranked Florida in the Gators' home stadium in Gainesville.

The Chippewas posted a 42-18 ledger in 2021, capped by a 2-2 finish in the NCAA Regional in South Bend, Ind. The Chippewas were the No. 4 seed in the four-team tournament and posted victories over No. 2 Michigan and No. 3 UConn.

Bischel electrified CMU baseball from the word go in 2019, leading it to its first MAC Tournament championship and its first NCAA Tournament berth since

1995. The 2019 squad posted a 47-14 mark -- an 18-win improvement over the 2018 squad -- and a dramatic 6-5 victory over Miami (Fla.) in an NCAA Regional game in Starkville, Miss. It was CMU's first NCAA Tournament victory since 1988.

The Chippewas earned their first MAC regular season title since 2015, tied the program record for victories in a season (47), and its .770-win percentage was fifth best in the nation.


Prior to his time at CMU, Bischel was the head coach of Northwood from 2014 to 2018. The Timberwolves posted a combined 137-76 record and won two Great Lakes Intercollegiate Athletic Conference (GLIAC) Championships as well as two GLIAC Tournament titles. Over his last two seasons, Northwood won 84 games -- the best two-year stretch prior to Bischel's arrival featured 55 wins (1989-90).

Before Northwood, Bischel coached at Midland University in Fremont, Neb., for two seasons, leading the Warriors to a combined 74-45 record. In his first year at Midland, the Warriors won 31 games, an 18-victory improvement over the previous year.

Bischel also coached in the Northwoods League for five seasons, four with the Green Bay Bullfrogs and one with the Wisconsin Woodchucks. He also served as the pitching coach for three seasons at Northwest Missouri State and was an assistant coach at John Carroll University in Ohio and at St. Norbert College in Wisconsin.

Bischel was an academic all-conference first baseman and pitcher at St. Norbert from 2000 to 2003. He earned all-conference honors and served as the team captain as a senior.

Bischel and his wife Katie have three sons, twins Luke and Parker, and Chase.



THE BISCHEL FILE

Hometown: Green Bay, Wisconsin

Wife: Katie

Children: Luke, Parker, Chase

Education: St. Norbert '03

Playing Career: St. Norbert - 2000-03 (First base/Pitcher)

COACHING CAREER

YEAR	SCHOOL	POSITION
2004-06	St. Norbert	Assistant Coach
2007-09	John Carroll	Assistant Coach
2010-12	Northwest Missouri State	Assistant Coach
2013-14	Midland	Head Coach
2015-18	Northwood	Head Coach
2018-23	Central Michigan	Head Coach
2024-Present	Cincinnati	Head Coach

CAREER ACCOMPLISHMENTS

- MAC Coach of the Year (2019, 2021)
- GLIAC Coach of the Year (2017, 2018)

CHAMPIONSHIPS

- MAC Tournament Championship (2019, 2022)
- MAC Regular Season Championship (2019, 2021)
- GLIAC Tournament Championship (2017, 2018)
- GLIAC Regular Season Championship (2017, 2018)
- GPAC Tournament Championship (2014)

NCAA DIVISION I TOURNAMENT APPEARANCES

- 2022 NCAA Regional (Gainesville, Fla.); 1-2
- 2021 NCAA Regional (South Bend, Ind.); 2-2
- 2019 NCAA Regional (Starkville, Miss.); 1-2

BISCHEL YEAR-BY-YEAR RECORD

OVERALL					CONFERENCE				
YEAR	SCHOOL	W	L	PCT	W	L	PCT	FINISH	POSTSEASON
2013	Midland	31	26	.544	9	11	.450	6th	NAIA Opening Round
2014	Midland	43	19	.693	16	4	.800	3rd	NAIA Opening Round
MIDLAND TOTALS		74	45	.622	25	15	.625		1-4
YEAR	SCHOOL	W	L	PCT	W	L	PCT	FINISH	POSTSEASON
2015	Northwood	28	23	.549	20	12	.625	3rd	
2016	Northwood	25	24	.510	14	16	.467	3rd	
2017	Northwood	46	13	.780	26	6	.813	1st	NCAA Midwest Regional
2018	Northwood	28	16	.636	21	7	.750	1st	NCAA Tournament Qualifier
NORTHWOOD TOTALS		137	76	.643	81	41	.664		3-4
YEAR	SCHOOL	W	L	PCT	W	L	PCT	FINISH	POSTSEASON
2019	CMU	47	14	.770	22	5	.815	1st*	NCAA Regional
2020	CMU	11	6	.647	0	0	.000	N/A	
2021	CMU	41	18	.694	31	9	.775	1st	NCAA Regional
2022	CMU	43	19	.693	30	7	.811	2nd*	NCAA Regional
2023	CMU	34	23	.596	19	11	.633	3rd	
CMU TOTALS		177	80	.688	101	32	.759		4-6
YEAR	SCHOOL	W	L	PCT	W	L	PCT	FINISH	POSTSEASON
2024	Cincinnati	32	25	.561	17	13	.567	5th	
2025	Cincinnati	19	13	.594	6	6	.500		
CINCINNATI TOTALS		51	38	.573	23	19	.548		
NCAA CAREER TOTALS		365	194	.653	230	107	.683		8-14

ASSISTANT COACHES

**TAYLER SHERIFF**

PITCHING COACH / ASSISTANT COACH

Tayler Sheriff is entering his second season with Cincinnati in 2025. He was promoted to serve as the team's pitching coach in August 2024 after spending the previous season as the director of pitching development.

During his first season with the Bearcats in 2024, the team posted a 32-25 overall record and a 17-13 mark in conference play, the program's first 30-win season since 2019. UC finished the regular season in fifth place in the Big 12 after being picked to finish in last in the preseason coaches poll.

The Bearcats claimed six series wins in conference play including series vs. TCU, West Virginia, and UCF, and also posted an 18-8 record at home.

Working with the pitching staff, Sheriff helped mentor freshman right-hander Nathan Taylor to an All-Big 12 campaign. Taylor was named to the league's all-freshman team and was an honorable mention all-conference selection.

In addition to Taylor, Sheriff helped two-way player Christian Michelle to a Second-Team All-Big 12 accolade. Michelle appeared in 22 games on the mound and totaled six saves, while throwing 39.1 innings for the Bearcats.

Cincinnati also saw its team ERA drop by nearly a full run in 2024 from the previous season, and it posted its lowest single-season ERA since 2019.

Sheriff came to UC from Western Illinois where he served as interim head coach of the baseball program for the 2023 season. He was the pitching coach and recruiting coordinator during the 2022 season, which was his first with the program.

In his first season, the Leathernecks saw an improvement in overall wins, Summit League victories and conference finish. Western Illinois also had improvements in nearly every major statistical category.

Prior to joining Western Illinois, Sheriff spent three years working for the baseball program at Spalding University as a pitching coach and recruiting coordinator. He oversaw three pitchers who were named All-SLIAC in 2019.

In 2017-18, Sheriff contributed as a volunteer assistant coach at Indiana University of Pennsylvania. Prior to that, he worked nearby at Penn State - New Kensington as an assistant coach.

Since 2014, Sheriff has spent his summer days functioning as a general manager and head coach for Paul Carpenter Capital Advisors AAABA Baseball in his home state of Pennsylvania. He started his coaching career in 2015 with United High School in Armagh, Pa.

**KYLE PETTORUTO**

ASSISTANT COACH / RECRUITING COORDINATOR

Kyle Pettoruto is in his second season with the Bearcats in 2025.

His roles include overseeing the recruiting efforts of the program, instructing infield play, and assisting in all areas of the offense.

UC posted a 32-25 overall record in 2024 and a 17-13 mark in conference play, the program's first 30-win season since 2019. Cincinnati finished the regular season in fifth place in the Big 12 after being picked to finish in last in the preseason coaches poll.

The Bearcats claimed six series wins in conference play including series vs. TCU, West Virginia, and UCF, and also posted an 18-8 record at home.

Six hitters earned All-Big 12 honors in 2024, including first-team selection Josh Kross. Two-way performer Christian Michelle was named to the second team while Lauden Brooks, Kerrington Cross, Josh Hegemann, and Tommy O'Connor were all honorable mention.

Under Pettoruto's tutelage, UC scored 423 runs in 2024, the highest single-season total since 2008. UC averaged 7.4 runs per game, which ranked fourth in the Big 12. The Bearcats were also among the national leaders in walks (320, most in school history) and stolen bases (109) and ranked atop the league in HBP (91).

Pettoruto officially joined the Cincinnati baseball program on July 11, 2023. He came to UC after following a four-year stint as the hitting coach/assistant coach for Rutgers University (2020-23).

Pettoruto helped lead Rutgers to back-to-back top-5 league finishes, rebuilding a program that had not finished better than 10th in its entire Big Ten history prior to his arrival. The Scarlet Knights went 77-38 (.670) overall and 31-17 (.646) in the Big Ten over 2022 and 2023.

Under Pettoruto's guidance in 2022, Rutgers had one of the most prolific lineups in all of college baseball. The Scarlet Knights led the country with 9.6 runs per game and were top-5 nationally in runs (565) and doubles (147). In addition, the 2022 recruiting class was ranked No. 25 by D1Baseball.com and Top 35 by Baseball America.

Prior to his time at Rutgers, Pettoruto spent six seasons at Bryant and was a part of six straight Northeast Conference regular season championships and two NCAA Tournament appearances.

He played a role in producing 40 All-NEC selections, 46 All-New England selections, six ABCA All-Northeast selections, two NEC and New England Players of the Year, four NEC Rookies of the Year, two New England Rookies of the Year, one Collegiate Baseball Freshman Player of the Year and four Freshman All-Americans in his six seasons at Bryant.

Prior to Bryant, Pettoruto worked as an assistant coach with the North Shore Navigators in the Futures Collegiate Baseball League in the summer of the 2012. Following the summer, Pettoruto was hired as an assistant coach at Merrimack. He worked with the outfielders and the hitters, helping the Warriors set a school record for wins in the spring of 2013.

Pettoruto was a four-year letterwinner at the University of New Haven and helped the Chargers earn a spot in the 2010 NCAA Tournament. He also played for the Joplin Outlaws of the MINK League and the Rome Thunderbolts during the summer.

**TOM WISKE**

ASSISTANT COACH

Tom Wiske is in his second season as an assistant coach with Cincinnati. He works with the Bearcat catchers and outfielders as well as oversee bunting and baserunning.

UC posted a 32-25 overall record and a 17-13 mark in conference play, the program's first 30-win season since 2019. Cincinnati finished the regular season in fifth place in the Big 12 after being picked to finish in last in the preseason coaches poll.

The Bearcats claimed six series wins in conference play including series vs. TCU, West Virginia, and UCF, and also posted an 18-8 record at home.

Wiske helped mentor one of the most exciting offenses in the Big 12 in 2024. The Bearcats were among the national leaders in walks (320, most in school history) and stolen bases (109) and ranked atop the league in HBP (91). Cincinnati's ability to get on base and take extra bases led to an average of 7.4 runs per game, which ranked fourth in the league.

His work with outfielder Josh Hegemann led to an honorable mention all-conference accolade for the senior, one of seven Bearcats to earn All-Big 12 honors in 2024.

UC collected 109 stolen bases in 2024, the most in a single season since swiping a school-record 133 in 2008.

Wiske was hired as an assistant coach on July 11, 2023, resuming his longtime affiliation with head coach Jordan Bischel when the latter was named to lead the Cincinnati baseball program.

Wiske came to Cincinnati from Central Michigan, where he served as a volunteer assistant coach from 2019 to 2023. He combined with Bischel to lead the Chippewas to four Mid-American Conference (MAC) championships -- two regular season and two tournament -- and three NCAA Tournament berths.

With Wiske on the coaching staff, the Chippewas compiled an 102-32 MAC record and posted three consecutive 40-win full seasons for the first time since 1986-88. They won a combined 132 games in 2019, '21 and '22, marking the winningest three-year stretch in program history.

Wiske came to CMU after a highly successful two-decade run as the head coach at NCAA Division III St. Norbert College in De Pere, Wis. He amassed a 444-287-1 career mark from 1999 to 2018 and is the Midwest Conference's all-time leader in both conference and overall wins. In January 2025, he was inducted into the St. Norbert College Athletics Hall of Fame.

Wiske was named the Midwest Conference North Division Coach of the Year nine times in his 20 years at St. Norbert and led the Green Knights to four conference championships and five NCAA Tournament berths. His 2017 team won 30 games, the most victories in a season by any men's athletics team in St. Norbert history.

Bischel, a pitcher, played for Wiske at St. Norbert from 2000 to 2003 and served as an assistant under his mentor from 2007-09.

SUPPORT STAFF

**KYLE SCHROEDER**

DIRECTOR OF PROGRAM DEVELOPMENT

Kyle Schroeder is in his second season as the director of program development for Cincinnati Baseball. He joined the Bearcats prior to the 2024 season after a four-year stint as an assistant coach at Central Michigan.

Schroeder is considered one of the top catching instructors in college baseball, having worked with college catchers for over 16 years. In just the last five seasons he has mentored four catchers who are now playing professional baseball, including former Bearcat and 2024 MLB Draft selection Josh Kross.

During his first season with the Bearcats in 2024, the team posted a 32-25 overall record and a 17-13 mark in conference play, the program's first 30-win season since 2019. UC finished the regular season in fifth place in the Big 12 after being picked to finish in last in the preseason coaches poll.

The Bearcats claimed six series wins in conference play including series vs. TCU, West Virginia, and UCF, and also posted an 18-8 record at home.

Schroeder played a major role in helping lead CMU to four Mid-American Conference championships -- two regular season and two tournament -- and three NCAA Tournament berths.

He previously served under Bischel for four years at Northwood University, where they combined to lead the program to unprecedented success, capped by back-to-back Great Lakes Intercollegiate Athletic Conference regular season and tournament championships in 2017 and 2018.

Prior to his four years at Northwood, Schroeder served as an assistant under Bischel at Midland University in 2013-14. Together, they led Midland to a league championship and an appearance in the NAIA National Tournament.

Schroeder began his coaching career as an assistant in 2008 at Luther College, worked as a graduate assistant at Northwest Missouri State and served as an assistant with the Green Bay Bullfrogs of the Northwoods League.

As a player at Luther from 2004 to 2007, Schroeder led the Norse to Iowa Intercollegiate Athletic Conference regular season and tournament championships during his senior year. He was named the 2007 IIAAC Most Valuable Player and remains the program leader in several offensive categories, including career home runs (30) and career RBI (172).

Schroeder earned a bachelor's degree from Luther and a master's from Northwest Missouri State.

**CHRIS KREPLINE**

DIRECTOR OF PITCHING DEVELOPMENT

Chris Krepline joined the Cincinnati Baseball coaching staff as the director of pitching development in September 2024.

Krepline comes to Cincinnati following a successful stint as the head coach at Lawrence University. From 2019-24, he earned two Midwest Conference Coach of the Year awards and held Lawrence to two conference titles (2022 and 2024).

This past season, Krepline's squad posted a 31-11 record, the most wins in a season in school history, and four of his student-athletes earned All-America recognitions. Outfielder Jacob Charon was named the league's player of the year and pitcher Quinn Berglin was named the pitcher of the year.

His 2022 team also won the Midwest Conference and took the conference tournament crown as well, earning the school's first trip to the NCAA Division III Tournament since 1979. He earned D3Baseball and ABCA Region 9 Coach of the Year accolades that season.

Overall, Krepline coached 21 all-conference players and had 12 all-region selections during his time at Lawrence.

Krepline, who also had a stint as an assistant coach at Lawrence in 2013 and 2014, was an assistant coach at St. Norbert college from 2015-18. During that time, he coached six All-Midwest Conference and four All-Central Region pitchers. St. Norbert also won three Midwest Conference North Division titles, a Midwest Conference championship and played in the NCAA Division III Regional Tournament.

His previous experience also includes coaching the Green Bay Rockets of the Northwoods League and a stint at Reedsville High School from 2011-13.

Krepline is a 2009 graduate of Carthage College, where he earned his bachelor's degree in exercise and sport science. He received a master's degree in applied exercise science from Concordia University in 2015.

He was a pitcher at Carthage, helping lead his team to the finals of the NCAA Division III Baseball Championship in 2007. A two-sport star, Krepline was also a wide receiver on the football team and won a CCIW Championship in 2004.

Krepline played professional baseball for two years with stints on the Lake County Fielders, Macon Pinetoppers, Saskatchewan Silver Sox and Rockford River Hawks.

Krepline and his wife, Bri, have two sons, Boe and Crewe, and a daughter, Sadie.

**TYLER DELLERMAN**

DIRECTOR OF OFFENSIVE SKILL DEVELOPMENT

Tyler Dellerman is in his second season with the Bearcats in 2025. He serves as the program's offensive skills coordinator.

His duties include assisting with baserunning and hitting scouting reports and working with infielders and catchers.

During his first season with the Bearcats in 2024, the team posted a 32-25 overall record and a 17-13 mark in conference play, the program's first 30-win season since 2019. UC finished the regular season in fifth place in the Big 12 after being picked to finish in last in the preseason coaches poll.

The Bearcats claimed six series wins in conference play including series vs. TCU, West Virginia, and UCF, and also posted an 18-8 record at home.

Prior to his arrival at UC, Dellerman starred at the University of Charleston for three seasons. In 153 games he hit .371 and tallied 38 home runs, 167 RBI, 49 doubles, and 157 runs scored while slugging .704. He was named Mountain East Conference Player of the Year in 2023 and was a NCBWA Division II All-American. He also holds the program's single-season RBI record (67), which he set in 2022.

Dellerman played at Urbana University in 2019-20, earning MEC Freshman of the Year honors in 2019. In 57 games spread across two seasons he hit .315 with 10 home runs and 50 RBI.

Dellerman is from Maineville, Ohio and attended St. Xavier High School.



#2 KERRINGTON CROSS

R/R • 6-1 • 215

POSITION: **INF**CLASS: **RS-SENIOR**HOMETOWN: **BROWNSBURG, IND.**HIGH SCHOOL: **BROWNSBURG**

SEASON HIGHS

3, last vs. UCF (3/28/25)
 1, last at Texas Tech (4/4/25)
 1 vs. Canisius (3/7/25)
 1, last at Texas Tech (4/6/25)
 7 vs. Louisville (3/25/25)
 4, last at Miami (Ohio) (4/1/25)
 3, last vs. Louisville (3/25/25)
 3 at Texas Tech (4/4/25)
 3 vs. UCF (3/30/25)
 2, last vs. Canisius (3/8/25)

H
2B
3B
HR
TB
RBI
R
BB
HBP
SB

CAREER HIGHS

4 at BYU (5/11/24)
 2, last vs. Xavier (4/17/24)
 2 vs. St. Joseph's (3/19/22)
 2, last vs. Oklahoma (5/16/24)
 8, last vs. UCF (5/13/23)
 5 vs. Indiana (4/19/23)
 4, last vs. Akron (3/6/24)
 3, last at Texas Tech (4/4/25)
 3 vs. UCF (3/30/25)
 2, last vs. Canisius (3/8/25)

YEAR	AVG	GP-GS	AB	R	H	2B	3B	HR	RBI	TB	SLG%	OB%	BB	HBP	SB
2022	.291	52-50	196	44	57	9	5	9	30	103	.526	.386	28	3	17
2023	.262	54-48	191	49	50	10	1	9	37	89	.466	.367	30	3	14
2024	.321	57-57	221	63	71	10	2	11	53	118	.534	.451	46	8	16
2025	.429	29-28	105	35	45	6	1	7	21	74	.705	.564	26	8	7
Career	.313	192-183	713	191	223	35	9	36	141	384	.539	.431	130	22	54



#3 CHRISTIAN MITCHELLE

R/R • 6-0 • 200

POSITION: **INF/RHP**CLASS: **JUNIOR**HOMETOWN: **ROMEOVILLE, ILL.**HIGH SCHOOL: **PLAINFIELD EAST**PREVIOUS: **CENTRAL MICHIGAN**

SEASON HIGHS

3 at UNLV (2/23/25)
 1, last at Texas Tech (4/4/25)
 -
 1, last at Texas Tech (4/6/25)
 5 vs. Miami (Ohio) (3/11/25)
 3, last vs. UCF (3/30/25)
 3, last vs. UCF (3/30/25)
 2 vs. Louisville (3/25/25)
 1 at Duke (2/16/25)
 1, last vs. UCF (3/29/25)
 1.0, last vs. Canisius (3/7/25)
 1 at UNLV (2/22/25)
 1 at Duke (2/14/25)
 6 vs. Canisius (3/7/25)

H
2B
3B
HR
TB
RBI
R
BB
HBP
SB

IP
BB
K
BF

CAREER HIGHS

4, last vs. South Dakota State (5/19/22)
 2, last vs. Tulane (4/22/23)
 1, last vs. Central Arkansas (3/15/22)
 1, last at Texas Tech (4/6/25)
 7 at Omaha (5/15/21)
 5 vs. Butler (3/25/23)
 3, last vs. UCF (3/30/25)
 3 at Memphis (4/8/23)
 2, last vs. Little Rock (3/16/22)
 2 at Memphis (4/8/23)
 3.2 vs. Miami (Ohio) (4/30/23)
 3 at Oklahoma State (4/12/24)
 4 vs. TCU (4/6/24)
 14, last at Oklahoma State (4/12/24)

YEAR	AVG	GP-GS	AB	R	H	2B	3B	HR	RBI	TB	SLG%	OB%	BB	HBP	SB
2023 (CMU)	.307	56-53	189	53	58	13	0	3	29	80	.423	.418	28	11	23
2024	.319	50-42	163	34	52	4	0	4	22	68	.417	.371	10	4	9
2025	.250	31-27	116	15	29	6	0	2	16	41	.353	.336	14	1	5
Career	.297	137-122	468	102	139	23	0	9	67	189	.404	.383	52	16	37

YEAR	ERA	W-L	SV	APP	GS	IP	H	R	ER	BB	SO	WP	HB
2023 (CMU)	3.18	1-0	1	11	0	17.0	16	6	6	2	10	0	0
2024	4.12	0-3	6	22	0	39.1	43	20	18	10	27	1	2
2025	7.36	0-1	2	5	0	3.2	6	3	3	1	1	0	0
Career	4.05	1-4	9	38	0	60.0	65	29	27	13	38	1	2



#4 DONOVAN FORD

R/R • 5-8 • 160

POSITION: **OF**CLASS: **SENIOR**HOMETOWN: **GREENVILLE, S.C.**HIGH SCHOOL: **GREENVILLE**PREVIOUS: **NEWBERRY**

SEASON HIGHS

3 at Duke (2/15/25)
 1, last at Texas Tech (4/6/25)
 1 at Duke (2/15/25)
 1, last at Texas Tech (4/6/25)
 6 at Texas Tech (4/6/25)
 3 at Duke (2/16/25)
 2, last at Texas Tech (4/6/25)
 2, last vs. UCF (3/29/25)
 2, last at Texas Tech (4/6/25)
 1, last at Texas Tech (4/6/25)

H
2B
3B
HR
TB
RBI
R
BB
HBP
SB

CAREER HIGHS

4, last vs. Lenoir-Rhyne (4/6/24)
 2, last at UVA-Wise (3/19/23)
 2 vs. Wingate (2/17/22)
 1, last at Texas Tech (4/6/25)
 9, last at UVA-Wise (3/19/23)
 5 at UVA-Wise (3/19/23)
 4, last at UVA-Wise (3/19/23)
 3 vs. Lincoln Memorial (5/8/23)
 3 at Francis Marion (2/2/24)
 4 vs. Findlay (3/2/24)

YEAR	AVG	GP-GS	AB	R	H	2B	3B	HR	RBI	TB	SLG%	OB%	BB	HBP	SB
2022 (Newberry)	.292	32-21	72	21	21	4	1	0	11	27	.375	.441	13	7	9
2023 (Newberry)	.405	58-58	242	86	98	14	6	4	40	136	.562	.490	29	14	45
2024 (Newberry)	.421	53-53	214	73	90	14	7	1	32	121	.565	.506	18	22	35
2025	.258	29-29	97	21	25	3	1	3	14	39	.402	.413	14	13	7
Career	.374	172-161	625	201	234	35	15	8	97	323	.517	.476	74	56	96



#5 DAWSON HOKUF

L/R • 6-4 • 218

POSITION: **1B/C**CLASS: **RS-SENIOR**HOMETOWN: **EDMOND, OKLA.**HIGH SCHOOL: **SOUTH TORRANCE**PREVIOUS: **LA HARBOR CC/LINDENWOOD**

SEASON HIGHS

3 vs. Canisius (3/8/25)
 1 vs. Canisius (3/7/25)
 -
 -
 3, last vs. Canisius (3/8/25)
 3 at Duke (2/16/25)
 3 at Duke (2/16/25)
 2, last vs. Miami (Ohio) (3/11/25)
 1, last vs. BYU (3/21/25)
 1 at Duke (2/15/25)

H
2B
3B
HR
TB
RBI
R
BB
HBP
SB

CAREER HIGHS

4 at Morehead State (4/19/24)
 2 at Tennessee Tech (4/7/23)
 1 at Texas A&M-Corpus Christi (3/4/23)
 1, last at Morehead State (4/21/24)
 8 at Morehead State (4/19/24)
 4 vs. SIUE (5/19/23)
 3, last at Duke (2/16/25)
 4 vs. Eastern Illinois (5/16/24)
 3 at Francis Marion (2/2/24)
 1 at Duke (2/15/25)

YEAR	AVG	GP-GS	AB	R	H	2B	3B	HR	RBI	TB	SLG%	OB%	BB	HBP	SB
2023 (Lindenwood)	.274	50-46	175	26	48	9	1	5	26	74	.423	.348	13	8	0
2024 (Lindenwood)	.344	52-50	180	25	62	16	0	6	33	96	.533	.448	21	16	0
2025	.250	19-13	52	8	13	2	0	0	5	15	.288	.403	11	3	1
Career	.302	121-109	407	59	123	27	1	11	64	185	.455	.401	45	27	1



#6 LUKE SEFTIK

L/R • 6-4 • 218

POSITION: **INF**CLASS: **RS-JUNIOR**HOMETOWN: **PALOS HEIGHTS, ILL.**HIGH SCHOOL: **MARIST**PREVIOUS: **CENTRAL MICHIGAN**

SEASON HIGHS

1, last vs. Canisius (3/9/25)
 1 at UNLV (2/21/25)
 -
 -
 2 at UNLV (2/21/25)
 1, last vs. Canisius (3/7/25)
 1, last at UNLV (2/21/25)
 2, last at Duke (2/16/25)
 1 at Duke (2/16/25)
 1 at UNLV (2/22/25)

H
2B
3B
HR
TB
RBI
R
BB
HBP
SB

CAREER HIGHS

5 at Northern Illinois (4/8/23)
 2 vs. Northern Illinois (3/2/24)
 1 vs. Eastern Michigan (5/7/23)
 1, last vs. Eastern Michigan (5/7/23)
 8 at Eastern Michigan (5/7/23)
 4, last vs. Eastern Michigan (5/6/23)
 3, last vs. Ball State (4/15/23)
 3 at Ohio State (4/30/24)
 1, last at Duke (2/16/25)
 3, last vs. Northern Illinois (3/3/24)

YEAR	AVG	GP-GS	AB	R	H	2B	3B	HR	RBI	TB	SLG%	OB%	BB	HBP	SB
2023 (CMU)	.315	41-39	146	29	46	6	1	3	32	63	.432	.408	20	5	13
2024	.297	37-27	101	19	30	5	0	0	17	34	.347	.408	19	2	7
2025	.167	10-7	30	3	5	1	0	0	3	6	.200	.306	5	1	1
Career	.292	88-73	275	51	81	12	1	3	52	104	.375	.397	44	8	21



#7 JACK NATILI

R/R • 6-3 • 198

POSITION: **C**CLASS: **SOPHOMORE**HOMETOWN: **VENETIA, PA.**HIGH SCHOOL: **PETERS TOWNSHIP**PREVIOUS: **RUTGERS**

SEASON HIGHS


4 vs. Canisius (3/9/25)
 2 at UC San Diego (2/28/25)
 -
 1, last at Texas Tech (4/6/25)
 5, last vs. Canisius (3/9/25)
 3, last at Texas Tech (4/4/25)
 3 at Duke (2/16/25)
 3 vs. Wright State (4/8/25)
 1, last vs. UCF (3/30/25)
 1 vs. Canisius (3/9/25)

H
2B
3B
HR
TB
RBI
R
BB
HBP
SB

CAREER HIGHS

4 vs. Canisius (3/9/25)
 2 at UC San Diego (2/28/25)
 1 at Delaware (3/15/24)
 1, last at Texas Tech (4/6/25)
 6 vs. UConn (3/23/24)
 3, last at Texas Tech (4/4/25)
 3, last at Duke (2/16/25)
 3 vs. Wright State (4/8/25)
 2, last at Penn State (5/10/24)
 1, last vs. Canisius (3/9/25)

YEAR	AVG	GP-GS	AB	R	H	2B	3B	HR	RBI	TB	SLG%	OB%	BB	HBP	SB
2024 (Rutgers)	.230	47-44	139	32	32	2	1	5	18	51	.367	.386	12	24	2
2025	.330	30-26	109	19	36	7	0	3	27	52	.477	.449	18	7	1
Career	.274	77-70	248	51	68	9	1	8	45	103	.415	.413	30	31	3



#8 LAUDEN BROOKS

R/R • 5-10 • 190

POSITION: **INF**CLASS: **SENIOR**HOMETOWN: **CINCINNATI, OHIO**HIGH SCHOOL: **McNICHOLAS**PREVIOUS SCHOOL: **TEXAS TECH**

SEASON HIGHS

3 at Texas Tech (4/4/25)
 1, last vs. UCF (3/30/25)
 -
 -
 3 at Texas Tech (4/4/25)
 3 vs. Miami (Ohio) (3/11/25)
 2, last at Texas Tech (4/4/25)
 1, last vs. Wright State (4/8/25)
 1, last at Texas Tech (4/6/25)
 2 at Texas Tech (4/6/25)

H
2B
3B
HR
TB
RBI
R
BB
HBP
SB

CAREER HIGHS

3, last at Texas Tech (4/4/25)
 2, last vs. Miami (Ohio) (3/11/25)
 1, last vs. Western Illinois (3/12/24)
 2 at BYU (5/11/24)
 8 at BYU (5/11/24)
 6 at BYU (5/11/24)
 4 at Saint Louis (3/23/24)
 2, last at BYU (5/9/24)
 1, last at Texas Tech (4/6/25)
 3, last vs. Western Illinois (3/12/24)

YEAR	AVG	GP-GS	AB	R	H	2B	3B	HR	RBI	TB	SLG%	OB%	BB	HBP	SB
2022 (TTECH)	.188	12-0	16	5	3	0	0	0	1	3	.188	.263	2	0	1
2023	.231	40-38	121	25	28	3	1	2	19	39	.322	.361	21	4	14
2024	.301	51-49	193	44	58	10	3	2	34	80	.415	.391	24	6	13
2025	.224	22-18	76	13	17	3	0	0	10	20	.263	.298	6	2	5
Career	.261	125-104	406	87	106	16	4	4	64	142	.350	.360	53	12	33



#11 NATHAN TAYLOR

L/R • 6-4 • 220

POSITION: **RHP**CLASS: **SOPHOMORE**HOMETOWN: **AMELIA, OHIO**HIGH SCHOOL: **WEST CLERMONT**

SEASON HIGHS

7.0, last vs. Canisius (3/8/25)
 5 at Duke (2/15/25)
 11 at UNLV (2/22/25)
 29 vs. UCF (3/28/25)

IP
 BB
 K
 BF

CAREER HIGHS

7.0, last vs. Canisius (3/8/25)
 5, last at Duke (2/15/25)
 11 at UNLV (2/22/25)
 29, last vs. UCF (3/28/25)

YEAR	ERA	W-L	SV	APP	GS	IP	H	R	ER	BB	SO	WP	HB
2024	5.45	8-2	0	18	16	72.2	75	48	44	33	70	5	7
2025	3.02	4-0	0	7	7	41.2	38	17	14	16	47	4	1
Career	4.57	12-2	0	25	23	114.1	113	65	58	49	117	9	8



#13 BRANDON SCHEURER

L/R • 6-1 • 197

POSITION: **RHP/UTIL**CLASS: **REDSHIRT SENIOR**HOMETOWN: **PORTLAND, MICH.**HIGH SCHOOL: **ST. PATRICK**PREVIOUS: **SAGINAW VALLEY STATE**

SEASON HIGHS

-
 -
 -
 -
 -
 -
 -
 -
 -

2.2, last at Arizona (3/14/25)
 3, last at Texas Tech (4/4/25)
 5 vs. Miami (Ohio) (3/11/25)
 11 at UNLV (2/23/25)


H
 2B
 3B
 HR
 TB
 RBI
 R
 BB
 HBP
 SB

CAREER HIGHS

3, last vs. Wisconsin-Parkside (5/4/24)
 2 vs. Grand Valley State (4/27/24)
 3 at Davenport (3/29/24)
 1 vs. Hillsdale (3/13/24)
 9 at Davenport (3/29/24)
 5 at Wisconsin-Parkside (4/11/21)
 4, last vs. Purdue Northwest (3/30/24)
 4 at Wisconsin Parkside (4/11/21)
 2, last vs. Findlay (2/18/24)
 2, last vs. Wisconsin-Parkside (5/4/24)

YEAR	AVG	GP-GS	AB	R	H	2B	3B	HR	RBI	TB	SLG%	OB%	BB	HBP	SB
2020 (SVSU)	.205	12-12	44	10	9	2	0	0	7	11	.250	.327	5	4	1
2021 (SVSU)	.307	32-32	114	23	35	4	1	0	18	41	.360	.423	20	3	5
2022 (SVSU)	.286	4-2	7	2	2	0	0	0	1	2	.286	.500	2	1	0
2023 (SVSU)	.299	51-44	154	28	46	3	2	0	18	53	.344	.404	22	6	2
2024 (SVSU)	.366	59-58	213	84	78	10	8	1	31	107	.502	.509	51	14	13
2025	.000	15-1	4	0	0	0	0	0	0	0	.000	.000	0	0	0
Career	.317	172-149	536	147	170	19	11	1	75	214	.399	.445	100	28	21

YEAR	ERA	W-L	SV	APP	GS	IP	H	R	ER	BB	SO	WP	HB
2022 (SVSU)	0.00	0-0	0	1	0	1.0	0	0	0	0	3	0	0
2023 (SVSU)	8.00	0-2	0	7	0	9.0	15	8	8	4	10	0	1
2024 (SVSU)	4.50	3-0	3	14	0	20.0	20	10	10	7	31	1	0
2025	4.05	1-0	3	15	2	20.0	16	10	9	8	17	1	0
Career	4.86	4-2	6	37	2	50.0	51	28	27	19	61	2	1



#14 LANDYN VIDOUREK

L/R • 6-2 • 188

POSITION: **OF**CLASS: **JUNIOR**HOMETOWN: **HAMILTON, OHIO**HIGH SCHOOL: **BADIN**

SEASON HIGHS


3, last vs. UCF (3/29/25)
 1, last at Texas Tech (4/6/25)
 -
 1, last at Texas Tech (4/6/25)
 6, last at Texas Tech (4/6/25)
 3, last at Texas Tech (4/6/25)
 4 vs. Canisius (3/9/25)
 3, last at Texas Tech (4/6/25)
 1, last vs. UCF (3/30/25)
 3 at Duke (2/16/25)

H
 2B
 3B
 HR
 TB
 RBI
 R
 BB
 HBP
 SB

CAREER HIGHS

3, last vs. UCF (3/29/25)
 2 vs. Kansas (3/15/24)
 1, last at BYU (5/9/24)
 2 vs. Northern Kentucky (2/20/24)
 9 vs. Northern Kentucky (2/20/24)
 5 vs. North Alabama (3/4/23)
 4 vs. Canisius (3/9/25)
 3, last at Texas Tech (4/6/25)
 1, last vs. UCF (3/30/25)
 3 at Duke (2/16/25)

YEAR	AVG	GP-GS	AB	R	H	2B	3B	HR	RBI	TB	SLG%	OB%	BB	HBP	SB
2023	.248	42-37	133	25	33	2	1	4	20	49	.368	.359	22	1	8
2024	.247	53-43	146	34	36	10	1	6	31	66	.452	.418	39	6	18
2025	.309	31-30	110	34	34	8	0	8	30	66	.600	.443	26	2	20
Career	.265	126-110	389	93	103	20	2	18	81	181	.465	.406	87	9	46



#15 KORY KLINGENBECK

S/R • 5-10 • 205

POSITION: **C**CLASS: **RS-SENIOR**HOMETOWN: **CINCINNATI, OHIO**HIGH SCHOOL: **ELDER**

SEASON HIGHS

2 at UNLV (2/21/25)
 1 at Duke (2/16/25)
 1 at Duke (2/15/25)
 1, last at Texas Tech (4/6/25)
 5 at UNLV (2/21/25)
 2 at UNLV (2/21/25)
 2 at Duke (2/16/25)
 2 at Arizona (3/25/25)
 1, last vs. Canisius (3/9/25)
 1, last vs. Canisius (3/7/25)

H
2B
3B
HR
TB
RBI
R
BB
HBP
SB

CAREER HIGHS

2 at UNLV (2/21/25)
 1, last at Duke (2/16/25)
 1 at Duke (2/15/25)
 1, last at Texas Tech (4/6/25)
 5 at UNLV (2/21/25)
 4 at Xavier (3/22/23)
 2, last at Duke (2/16/25)
 2 at Arizona (3/15/25)
 2 vs. Northern Illinois (3/2/24)
 1, last vs. Canisius (3/7/25)

YEAR	AVG	GP-GS	AB	R	H	2B	3B	HR	RBI	TB	SLG%	OB%	BB	HBP	SB
2023	.114	17-14	44	6	5	3	0	1	7	11	.250	.264	7	2	0
2024	.067	12-3	15	0	1	0	0	0	0	1	.067	.263	1	3	0
2025	.234	20-13	47	9	11	1	1	4	8	26	.563	.368	7	3	2
Career	.160	48-30	106	15	17	4	1	5	15	38	.358	.310	15	8	2



#19 CHARLIE NIEHAUS

R/R • 5-10 • 178

POSITION: **INF**CLASS: **RS-FRESHMAN**HOMETOWN: **WEST CHESTER, OHIO**HIGH SCHOOL: **ARCHBISHOP MOELLER**

SEASON HIGHS

3, last vs. Canisius (3/8/25)
 2 vs. Toledo (3/4/25)
 1, last vs. Louisville (3/25/25)
 1 vs. Miami (Ohio) (3/11/25)
 6 vs. Canisius (3/8/25)
 4 vs. Miami (Ohio) (3/11/25)
 4 vs. Canisius (3/7/25)
 2 vs. Canisius (3/7/25)
 1 at Duke (2/16/25)
 2 vs. Canisius (3/7/25)

H
2B
3B
HR
TB
RBI
R
BB
HBP
SB

CAREER HIGHS

3, last vs. Canisius (3/8/25)
 2 vs. Toledo (3/4/25)
 1, last vs. Louisville (3/25/25)
 1 vs. Miami (Ohio) (3/11/25)
 6 vs. Canisius (3/8/25)
 4 vs. Miami (Ohio) (3/11/25)
 4 vs. Canisius (3/7/25)
 2 vs. Canisius (3/7/25)
 1 at Duke (2/16/25)
 2 vs. Canisius (3/7/25)

YEAR	AVG	GP-GS	AB	R	H	2B	3B	HR	RBI	TB	SLG%	OB%	BB	HBP	SB
2025	.282	32-30	103	17	29	6	3	1	15	44	.427	.364	14	1	11
Career	.282	32-30	103	17	29	6	3	1	15	44	.427	.364	14	1	11



#21 CAL SEFTIK

R/R • 6-0 • 220

POSITION: **UTL**CLASS: **SOPHOMORE**HOMETOWN: **PALOS HEIGHTS, ILL.**HIGH SCHOOL: **MARIST**PREVIOUS SCHOOL: **INDIANA**

SEASON HIGHS

4 vs. UCF (3/30/25)
 1 at UNLV (2/24/25)
 1 vs. Miami (Ohio) (3/11/25)
 1, last vs. Canisius (3/9/25)
 6 vs. Canisius (3/9/25)
 4 vs. Canisius (3/9/25)
 2, last vs. Canisius (3/9/25)
 3 vs. Louisville (3/25/25)
 1 at UNLV (2/24/25)
 1, last at Texas Tech (4/6/25)

H
2B
3B
HR
TB
RBI
R
BB
HBP
SB

CAREER HIGHS

4 vs. UCF (3/30/25)
 1 at UNLV (2/24/25)
 1 vs. Miami (Ohio) (3/11/25)
 1, last vs. Canisius (3/9/25)
 6 vs. Canisius (3/9/25)
 4 vs. Canisius (3/9/25)
 3 vs. Rutgers (4/28/24)
 3 vs. Louisville (3/25/25)
 1 at UNLV (2/24/25)
 1, last at Texas Tech (4/6/25)

YEAR	AVG	GP-GS	AB	R	H	2B	3B	HR	RBI	TB	SLG%	OB%	BB	HBP	SB
2024 (Indiana)	.167	26-9	48	6	8	0	0	2	10	14	.292	.232	5	0	1
2025	.324	29-27	102	14	33	2	1	4	25	49	.480	.427	19	1	4
Career	.273	56-36	147	20	41	2	1	6	35	63	.420	.367	24	1	5



#26 CHASE HORST

L/L • 5-10 • 185

POSITION: **LHP**CLASS: **JUNIOR**HOMETOWN: **LITITZ, PA.**HIGH SCHOOL: **P27 ACADEMY**

SEASON HIGHS

1.0, last at Texas Tech (4/6/25)
 1 at UC San Diego (3/1/25)
 2 at Texas Tech (4/6/25)
 3, last at Texas Tech (4/6/25)

IP
BB
K
BF

CAREER HIGHS

5.2 at Wofford (3/11/23)
 4 vs. Princeton (3/17/23)
 7 vs. Butler (3/26/23)
 26 at Wofford (3/11/23)

YEAR	ERA	W-L	SV	APP	GS	IP	H	R	ER	BB	SO	WP	HB
2023	4.99	3-4	0	18	8	48.2	55	34	27	23	47	3	15
2024	9.82	3-0	0	14	3	18.1	25	21	20	15	13	2	7
2025	0.00	1-0	0	6	0	4.1	0	0	0	1	3	1	1
Career	5.93	7-4	0	38	11	70.1	80	55	47	39	63	6	23

**#29 CARSON MARSH**

R/R • 5-10 • 178

POSITION: **RHP**CLASS: **SOPHOMORE**HOMETOWN: **WEST CHESTER, OHIO**HIGH SCHOOL: **ARCHBISHOP MOELLER****SEASON HIGHS**

1.2, last at Texas Tech (4/4/25)
 3 at Arizona (3/16/25)
 2, last at Texas Tech (4/4/25)
 8 at Texas Tech (4/4/25)

IP
BB
K
BF

CAREER HIGHS

4.0 vs. Xavier (4/9/24)
 3, last at Arizona (3/16/24)
 6, last vs. Xavier (4/9/24)
 14, last at Baylor (3/29/24)

YEAR	ERA	W-L	SV	APP	GS	IP	H	R	ER	BB	SO	WP	HB
2024	4.30	5-2	1	24	1	44.0	37	21	21	15	52	3	4
2025	5.94	3-1	1	13	0	16.2	12	11	11	11	19	3	2
Career	4.75	8-3	2	37	1	60.2	49	32	32	26	71	6	6

**#31 ADAM BUCZKOWSKI**

R/R • 6-2 • 205

POSITION: **RHP**CLASS: **FRESHMAN**HOMETOWN: **CARMEL, IND.**HIGH SCHOOL: **CARMEL****SEASON HIGHS**

3.2 vs. Canisius (3/7/25)
 2, last at Arizona (3/15/25)
 5 vs. Canisius (3/7/25)
 17 vs. Canisius (3/7/25)

IP
BB
K
BF

CAREER HIGHS

3.2 vs. Canisius (3/7/25)
 2, last at Arizona (3/15/25)
 5 vs. Canisius (3/7/25)
 17 vs. Canisius (3/7/25)

YEAR	ERA	W-L	SV	APP	GS	IP	H	R	ER	BB	SO	WP	HB
2025	5.79	1-0	0	11	0	14.0	16	10	9	9	18	1	6
Career	5.79	1-0	0	11	0	14.0	16	10	9	9	18	1	6

**#38 JOEL PINEIRO**

R/R • 6-1 • 202

POSITION: **RHP**CLASS: **RS-JUNIOR**HOMETOWN: **MIAMI, FLA.**HIGH SCHOOL: **WESTMINSTER CHRISTIAN**PREVIOUS SCHOOL: **FIU****SEASON HIGHS**

4.0, last vs. Canisius (3/9/25)
 2 at Duke (2/14/25)
 4 at UNLV (2/21/25)
 17 at Duke (2/14/25)

IP
BB
K
BF

CAREER HIGHS

6.2 vs. Seton Hall (3/3/24)
 4, last at Liberty (5/3/24)
 8 at Jacksonville State (4/6/24)
 24 at Seton Hall (3/3/24)

YEAR	ERA	W-L	SV	APP	GS	IP	H	R	ER	BB	SO	WP	HB
2023 (FIU)	4.91	0-2	0	4	4	7.1	8	5	4	2	9	3	3
2024 (FIU)	7.80	2-4	0	16	15	57.2	66	54	50	35	53	3	7
2025	6.29	2-2	0	11	4	24.1	29	18	17	9	18	6	4
Career	7.15	4-8	0	31	23	89.1	103	77	71	46	80	12	14

**#40 HUDSON JOHNSON**

L/L • 6-1 • 245

POSITION: **LHP**CLASS: **FRESHMAN**HOMETOWN: **PRIOR LAKE, MINN.**HIGH SCHOOL: **PRIOR LAKE****SEASON HIGHS**

3.2 at UNLV (2/24/25)
 2, last vs. UCF (3/28/25)
 5 vs. Miami (Ohio) (3/11/25)
 15 vs. UNLV (2/24/25)

IP
BB
K
BF

CAREER HIGHS

3.2 at UNLV (2/24/25)
 2, last vs. UCF (3/28/25)
 5 vs. Miami (Ohio) (3/11/25)
 15 vs. UNLV (2/24/25)

YEAR	ERA	W-L	SV	APP	GS	IP	H	R	ER	BB	SO	WP	HB
2025	3.81	4-2	1	12	0	26.0	26	13	11	9	24	3	0
Career	3.81	4-2	1	12	0	26.0	26	13	11	9	24	3	0



#41 ADAM MRAKITSCH

L/L • 6-0 • 168

POSITION: LHP

CLASS: SENIOR

HOMETOWN: HOWELL, MICH.

HIGH SCHOOL: HOWELL

PREVIOUS SCHOOL: CENTRAL MICHIGAN

SEASON HIGHS

5.2 vs. BYU (3/22/25)
 4, last vs. Wright State (4/8/25)
 7 vs. Canisius (3/7/25)
 23, last vs. Wright State (4/8/25)

IP
 BB
 K
 BF

CAREER HIGHS

9.0 vs. Ball State (4/14/23)
 4, last vs. Wright State (4/8/25)
 11, last at Eastern Michigan (3/28/24)
 33 at Miami (Ohio) (3/15/24)

YEAR	ERA	W-L	SV	APP	GS	IP	H	R	ER	BB	SO	WP	HB
2022 (CMU)	2.37	7-1	1	17	5	49.1	48	15	13	18	42	3	3
2023 (CMU)	3.59	8-4	0	15	15	92.2	66	39	37	33	80	3	3
2024 (CMU)	4.44	2-5	0	9	9	46.2	45	28	23	22	66	2	2
2025	6.35	0-3	0	8	7	28.1	38	23	20	17	29	2	2
Career	3.86	17-13	1	49	36	217.0	197	105	93	90	217	10	15



#44 TOMMY O'CONNOR

L/L • 6-3 • 235

POSITION: IB

CLASS: SENIOR

HOMETOWN: MARTINSVILLE, IND.

HIGH SCHOOL: MOORESVILLE

SEASON HIGHS


2, last at Texas Tech (4/4/25)
 1, last at Texas Tech (4/6/25)
 1 at UNLV (2/23/25)
 1, last vs. BYU (3/21/25)
 6, last vs. BYU (3/21/25)
 3 vs. Canisius (3/7/25)
 2, last vs. UCF (3/29/25)
 2, last vs. UCF (3/30/25)
 1 at Duke (2/14/25)
 1, last vs. UCF (3/28/25)

H
 2B
 3B
 HR
 TB
 RBI
 R
 BB
 HBP
 SB

CAREER HIGHS

4 vs. Northern Illinois (3/2/24)
 1, last vs. UCF (3/29/25)
 1, last at UNLV (2/23/25)
 2 at Baylor (3/28/24)
 8 at Baylor (3/28/24)
 5 vs. Tulane (4/23/23)
 3, last at Saint Louis (3/23/24)
 3, last vs. Houston (4/19/24)
 1, last at Duke (2/14/25)
 2 at Saint Louis (3/23/24)

YEAR	AVG	GP-GS	AB	R	H	2B	3B	HR	RBI	TB	SLG%	OB%	BB	HBP	SB
2022	.000	4-0	0	0	0	0	0	0	0	0	.000	.000	0	0	0
2023	.303	33-26	76	17	23	2	2	8	19	53	.697	.454	20	1	4
2024	.276	55-52	196	46	54	8	2	12	43	102	.520	.412	42	5	7
2025	.220	30-30	118	20	26	10	1	4	15	50	.424	.321	18	1	5
Career	.264	121-107	390	83	103	20	5	24	77	205	.526	.394	80	7	16



#51 KELLEN O'CONNOR

L/L • 5-10 • 185

POSITION: LHP

CLASS: RS-SENIOR

HOMETOWN: PORTLAND, ORE.

HIGH SCHOOL: BEAVERTON

PREVIOUS SCHOOL: CSU BAKERSFIELD

SEASON HIGHS

9.0 at Texas Tech (4/6/25)
 4 vs. Canisius (3/7/25)
 5, last at Texas Tech (4/6/25)
 34 at Texas Tech (4/6/25)

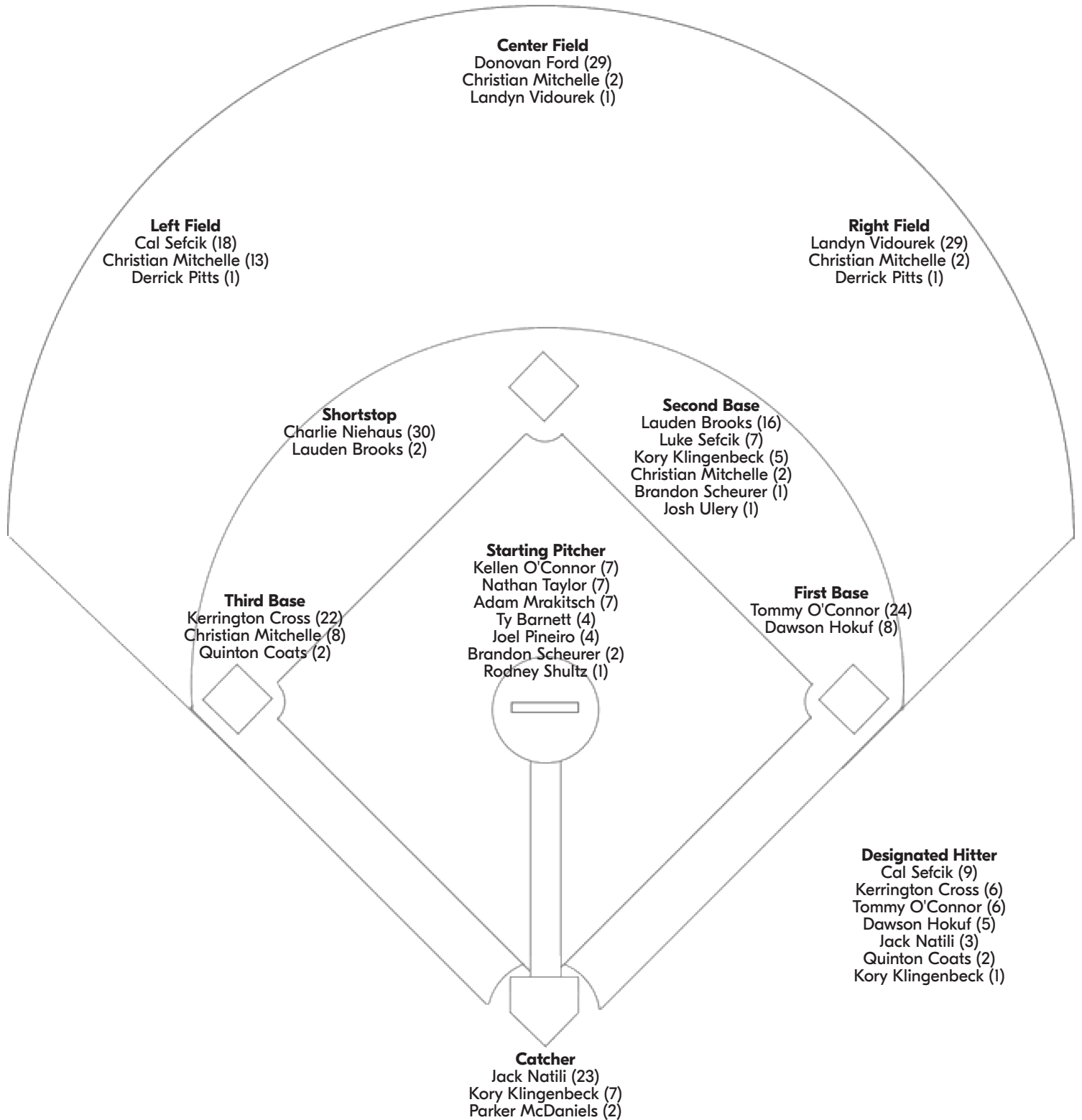
IP
 BB
 K
 BF

CAREER HIGHS

9.0, last at Texas Tech (4/6/25)
 4 vs. Canisius (3/7/25)
 10 vs. San Francisco (3/3/24)
 35 at UC Davis (5/25/24)

YEAR	ERA	W-L	SV	APP	GS	IP	H	R	ER	BB	SO	WP	HB
2020 (CSUB)	2.53	1-1	0	7	0	10.2	13	6	3	4	11	0	1
2021 (CSUB)	4.38	1-2	2	10	0	24.2	24	13	12	6	23	4	1
2022 (CSUB)	3.79	4-4	0	12	11	54.2	65	30	23	14	56	2	4
2024 (CSUB)						DNP (Injury)							
2024 (CSUB)	2.89	2-4	0	13	13	81.0	79	33	26	24	64	3	5
2025	3.98	1-0	0	7	7	31.2	27	16	14	9	25	1	3
Career	3.46	9-11	2	49	31	202.2	208	98	78	57	179	10	14

STARTERS BY POSITION



OVERALL STATISTICS



2025 Cincinnati Baseball
Overall Statistics for Cincinnati (as of Apr 10, 2025)
(All games Sorted by Batting avg)



Record: 19-13 Home: 11-2 Away: 8-10 Neutral: 0-1 BIG 12: 6-6

Player	avg	gp-gs	ab	r	h	2b	3b	hr	rbi	tb	slg%	bb	hp	so	gdp	ob%	sf	sh	sb-att	po	a	e	fld%
2 Cross, Kerrington	.429	29-28	105	35	45	6	1	7	21	74	.705	26	8	13	1	.564	1	0	7-9	13	37	2	.962
7 Natili, Jack	.330	30-26	109	19	36	7	0	3	27	52	.477	18	7	32	4	.449	2	0	1-1	189	24	2	.991
21 Sefcik, Cal	.324	29-27	102	14	33	2	1	4	25	49	.480	19	1	20	2	.427	2	0	4-4	28	0	1	.966
14 Vidourek, Landyn	.309	31-30	110	34	34	8	0	8	30	66	.600	26	2	35	0	.443	2	0	20-21	51	0	1	.981
19 Niehaus, Charlie	.282	32-30	103	17	29	6	3	1	15	44	.427	14	1	29	0	.364	3	5	11-13	43	75	4	.967
4 Ford, Donovan	.258	29-29	97	21	25	3	1	3	14	39	.402	14	13	31	0	.413	2	2	7-11	78	4	0	1.000
3 Mitchell, Christian	.250	30-27	116	15	29	6	0	2	16	41	.353	14	1	26	1	.336	0	2	5-5	41	23	1	.985
5 Hokuf, Dawson	.250	19-13	52	8	13	2	0	0	5	15	.288	11	3	14	1	.403	1	0	1-1	69	3	1	.986
8 Brooks, Lauden	.224	22-18	76	13	17	3	0	0	10	20	.263	6	2	19	1	.298	0	3	5-5	25	56	4	.953
44 O'Connor, Tommy	.220	30-30	118	20	26	10	1	4	15	50	.424	18	1	43	1	.321	3	0	5-5	179	7	2	.989

0 McDaniels, Parker	.333	7-2	3	0	1	0	0	0	0	1	.333	0	0	2	0	.333	0	0	0-0	12	0	0	1.000
15 Klingenberg, Kory	.234	20-13	47	9	11	1	1	4	8	26	.553	7	3	23	0	.368	0	0	2-2	68	17	1	.988
25 Coats, Quinton	.222	9-4	18	3	4	2	0	0	2	6	.333	3	0	7	0	.333	0	0	0-0	12	3	1	.938
6 Sefcik, Luke	.167	10-7	30	3	5	1	0	0	3	6	.200	5	1	8	0	.306	0	2	1-1	9	16	0	1.000
42 Pitts, Derrick	.077	17-2	13	3	1	0	0	0	1	1	.077	0	2	9	0	.200	0	0	1-1	15	0	0	1.000
20 Ulery, Josh	.000	11-1	5	1	0	0	0	0	0	0	.000	1	0	3	0	.167	0	0	0-0	2	5	0	1.000
13 Scheurer, Brandon	.000	1-1	4	0	0	0	0	0	0	0	.000	0	0	2	0	.000	0	0	0-0	0	4	0	1.000
9 Polad, Maxton	.000	1-0	1	0	0	0	0	0	0	0	.000	0	0	1	0	.000	0	0	0-0	0	0	0	.000
Totals	.279	32	1109	215	309	57	8	36	192	490	.442	182	45	317	11	.396	16	14	70-79	845	310	28	.976
Opponents	.259	32	1075	170	278	54	8	44	156	480	.447	112	31	272	19	.343	8	16	16-27	844	235	37	.967

LOB - Team (307), Opp (228). DPs turned - Team (26), Opp (15). CI - Team (1), Natili 1. IBB - Team (4), Cross 3, Natili 1, Opp (1). Picked off - Ford 2, Cross 2, Mitchell 1, Sefcik, C 1, Vidourek 1, Niehaus 1.

(All games Sorted by Earned run avg)

Player	era	w-l	app	gs	cg	sho	sv	ip	h	r	er	bb	so	2b	3b	hr	b/avg	wp	hp	bk	sfa	sha
11 Taylor, Nathan	3.02	4-0	7	7	0	0/0	0	41.2	38	17	14	16	47	7	1	5	.245	4	1	0	0	1

26 Horst, Chase	0.00	1-0	6	0	0	0/0	0	4.1	0	0	0	1	3	0	0	0	.000	1	1	0	0	0
10 Allen, Keegan	0.00	0-0	1	0	0	0/0	0	0.1	0	0	0	0	0	0	0	0	.000	0	0	0	0	0
16 Conte, Michael	2.84	0-0	12	0	0	0/0	0	12.2	10	4	4	1	14	2	0	2	.217	0	0	0	0	0
40 Johnson, Hudson	3.81	4-2	12	0	0	0/0	1	26.0	26	13	11	9	24	3	2	3	.252	3	0	1	1	0
51 O'Connor, Kellen	3.98	1-0	7	7	1	0/1	0	31.2	27	16	14	9	25	5	0	7	.233	1	3	0	1	4
13 Scheurer, Brandon	4.05	1-0	15	2	0	0/1	3	20.0	16	10	9	8	17	3	1	5	.229	1	0	0	1	1
18 Bergmann, Max	4.50	1-1	10	0	0	0/1	0	14.0	12	7	7	6	15	2	0	1	.235	3	4	0	0	1
35 Barnett, Ty	4.82	1-2	8	4	0	0/0	0	9.1	9	9	5	3	7	2	1	1	.250	0	1	0	0	1
17 Shultz, Rodney	4.88	0-1	12	1	0	0/0	0	24.0	27	16	13	6	20	9	0	2	.281	0	3	0	2	2
31 Buczkowski, Adam	5.79	1-0	11	0	0	0/1	0	14.0	16	10	9	9	18	4	0	1	.286	1	6	0	0	0
29 Marsh, Carson	5.94	3-1	13	0	0	0/1	1	16.2	12	11	11	11	19	3	2	1	.200	3	2	0	0	2
38 Pineiro, Joel	6.29	2-2	11	4	0	0/1	0	24.1	29	18	17	9	18	5	0	5	.293	6	4	0	1	2
41 Mrakitsch, Adam	6.35	0-3	8	7	0	0/1	0	28.1	38	23	20	17	29	4	0	6	.328	2	2	0	2	0
3 Mitchell, Christian	7.36	0-1	5	0	0	0/0	2	3.2	6	3	3	1	1	2	0	1	.375	0	0	0	0	0
23 Oliver, Brendin	10.97	0-0	7	0	0	0/0	1	10.2	12	13	13	6	15	3	1	4	.286	1	4	0	0	2
Totals	4.79	19-13	32	32	1	2/2	8	281.2	278	170	150	112	272	54	8	44	.259	26	31	1	8	16
Opponents	5.98	13-19	32	32	0	1/1	3	281.1	309	215	187	182	317	57	8	36	.279	30	45	1	16	14

PB - Team (2), Natili 1, Klingenberg 1, Opp (6). Pickoffs - Team (2), Taylor 1, Klingenberg 1, Opp (8). SBA/ATT - Natili (12-20), O'Connor, K (3-6), Klingenberg (4-5), Taylor (3-5), Mrakitsch (2-4), Conte (2-3), Bergmann (1-2), Shultz (2-2), Marsh (1-1), Scheurer (1-1), Johnson (0-1), Pineiro (1-1), Oliver (0-1).

FIELDING STATISTICS



2025 Cincinnati Baseball
Overall Statistics for Cincinnati (as of Apr 10, 2025)
(All games Sorted by Fielding pct)



Player	c	po	a	e	fld%	dp	sba	csb	sba%	pb	ci
4 Ford, Donovan	82	78	4	0	1.000	0	0	0	---	0	0
6 Sefcik, Luke	25	9	16	0	1.000	7	0	0	---	0	0
42 Pitts, Derrick	15	15	0	0	1.000	0	0	0	---	0	0
51 O'Connor, Kellen	13	4	9	0	1.000	0	3	3	.500	0	0
0 McDaniels, Parker	12	12	0	0	1.000	0	0	0	---	0	0
20 Ulery, Josh	7	2	5	0	1.000	0	0	0	---	0	0
38 Pineiro, Joel	4	3	1	0	1.000	0	1	0	1.000	0	0
13 Scheurer, Brandon	4	0	4	0	1.000	0	1	0	1.000	0	0
23 Oliver, Brendin	4	1	3	0	1.000	0	0	1	.000	0	0
29 Marsh, Carson	3	1	2	0	1.000	0	1	0	1.000	0	0
31 Buczkowski, Adam	3	0	3	0	1.000	0	0	0	---	0	0
11 Taylor, Nathan	3	1	2	0	1.000	0	3	2	.600	0	0
16 Conte, Michael	1	0	1	0	1.000	0	2	1	.667	0	0
7 Natili, Jack	215	189	24	2	.991	2	12	8	.600	1	1
44 O'Connor, Tommy	188	179	7	2	.989	19	0	0	---	0	0
15 Klingenberg, Kory	86	68	17	1	.988	2	4	1	.800	1	0
5 Hokuf, Dawson	73	69	3	1	.986	5	0	0	---	0	0
3 Michelle, Christian	65	41	23	1	.985	0	0	0	---	0	0
14 Vidourek, Landyn	52	51	0	1	.981	0	0	0	---	0	0
19 Niehaus, Charlie	122	43	75	4	.967	19	0	0	---	0	0
21 Sefcik, Cal	29	28	0	1	.966	0	0	0	---	0	0
2 Cross, Kerrington	52	13	37	2	.962	3	0	0	---	0	0
8 Brooks, Lauden	85	25	56	4	.953	11	0	0	---	0	0
25 Coats, Quinton	16	12	3	1	.938	0	0	0	---	0	0
40 Johnson, Hudson	8	0	6	2	.750	0	0	1	.000	0	0
18 Bergmann, Max	9	1	5	3	.667	0	1	1	.500	0	0
17 Shultz, Rodney	5	0	3	2	.600	0	2	0	1.000	0	0
41 Mrakitsch, Adam	2	0	1	1	.500	0	2	2	.500	0	0
35 Barnett, Ty	0	0	0	0	.000	0	0	0	---	0	0
9 Polad, Maxton	0	0	0	0	.000	0	0	0	---	0	0
10 Allen, Keegan	0	0	0	0	.000	0	0	0	---	0	0
26 Horst, Chase	0	0	0	0	.000	0	0	0	---	0	0
Totals	1183	845	310	28	.976	26	16	11	.593	2	1
Opponents	1116	844	235	37	.967	15	70	9	.886	6	0

Hitting minimums - 1 Games 1% of Games 1 AB 1.0 AB/Game 1 TPA 2.0 TPA/Game

Pitching minimums - 1 Games 1.0 IP/Game



2025 Cincinnati Baseball
Conference statistics for Cincinnati (as of Apr 10, 2025)
(BIG 12 games only Sorted by Batting avg)



Record: 6-6 Home: 4-2 Away: 2-4 BIG 12: 6-6

Player	avg	gp-gs	ab	r	h	2b	3b	hr	rbi	tb	slg%	bb	hp	so	gdp	ob%	sf	sh	sb-att	po	a	e	fld%
2 Cross, Kerrington	.474	12-12	38	13	18	4	0	3	6	31	.816	15	4	3	0	.638	1	0	2-3	5	18	2	.920
21 Sefcik, Cal	.308	10-9	39	3	12	0	0	0	8	12	.308	3	0	8	1	.357	0	0	2-2	6	0	0	1.000
14 Vidourek, Landyn	.275	12-12	40	12	11	3	0	2	8	20	.500	14	2	14	0	.474	1	0	6-7	25	0	1	.962
3 Michelle, Christian	.267	12-11	45	4	12	2	0	1	8	17	.378	4	0	4	1	.327	0	2	1-1	18	3	0	1.000
44 O'Connor, Tommy	.237	11-11	38	6	9	5	0	2	4	20	.526	11	0	14	1	.408	0	0	2-2	92	2	0	1.000
8 Brooks, Lauden	.227	12-11	44	8	10	1	0	0	3	11	.250	4	1	10	1	.306	0	2	3-3	18	35	4	.930
4 Ford, Donovan	.206	12-12	34	10	7	1	0	2	3	14	.412	8	7	10	0	.449	0	0	3-5	46	2	0	1.000
19 Niehaus, Charlie	.190	12-12	42	1	8	0	0	0	3	8	.190	4	0	14	0	.255	1	3	2-3	18	32	3	.943
7 Natili, Jack	.186	12-11	43	4	8	1	0	2	13	15	.349	4	3	16	1	.294	1	0	0-0	53	11	0	1.000

15 Klingenberg, Kory	.333	4-2	6	1	2	0	0	1	2	5	.833	2	0	3	0	.500	0	0	0-0	16	3	0	1.000
5 Hokuf, Dawson	.125	6-3	16	0	2	0	0	0	0	2	.125	0	1	6	1	.176	0	0	0-0	8	0	0	1.000
6 Sefcik, Luke	.000	2-1	5	0	0	0	0	0	0	0	.000	0	0	2	0	.000	0	0	0-0	1	2	0	1.000
25 Coats, Quinton	.000	2-1	4	1	0	0	0	0	0	0	.000	1	0	2	0	.200	0	0	0-0	1	1	0	1.000
42 Pitts, Derrick	.000	4-0	2	2	0	0	0	0	0	0	.000	0	1	2	0	.333	0	0	1-1	2	0	0	1.000
0 McDaniels, Parker	.000	2-0	2	0	0	0	0	0	0	0	.000	0	0	2	0	.000	0	0	0-0	6	0	0	1.000
Totals	.249	12	398	65	99	17	0	13	58	155	.389	70	19	110	6	.383	4	7	22-27	318	123	13	.971
Opponents	.303	12	429	85	130	27	6	14	77	211	.492	42	11	76	8	.377	3	9	6-11	320	96	14	.967

LOB - Team (113), Opp (91). DPs turned - Team (9), Opp (6). IBB - Team (3), Cross 3, Opp (1). Picked off - Cross 2, Niehaus 1, Vidourek 1, Ford 1.

(BIG 12 games only Sorted by Earned run avg)

Player	era	w-l	app	gs	cg	sho	sv	ip	h	r	er	bb	so	2b	3b	hr	b/avg	wp	hp	bk	sfa	sha
51 O'Connor, Kellen	4.26	1-0	3	3	1	0/0	0	19.0	18	10	9	2	12	4	0	4	.254	0	2	0	1	3
11 Taylor, Nathan	5.09	2-0	3	3	0	0/0	0	17.2	22	13	10	7	12	5	1	3	.310	2	1	0	0	1
41 Mrakitsch, Adam	6.39	0-1	3	2	0	0/0	0	12.2	19	9	9	6	10	2	0	1	.358	0	0	0	1	0

13 Scheurer, Brandon	0.00	1-0	5	1	0	0/0	3	7.0	2	0	0	4	5	0	0	0	.091	0	0	0	0	0
26 Horst, Chase	0.00	1-0	3	0	0	0/0	0	2.1	0	0	0	0	3	0	0	0	.000	0	0	0	0	0
16 Conte, Michael	1.42	0-0	6	0	0	0/0	0	6.1	4	1	1	0	6	0	0	1	.190	0	0	0	0	0
17 Shultz, Rodney	3.09	0-0	5	0	0	0/0	0	11.2	10	4	4	0	8	7	0	0	.233	0	2	0	1	2
40 Johnson, Hudson	7.20	1-2	6	0	0	0/0	0	10.0	17	10	8	5	5	1	2	1	.370	2	0	0	0	0
31 Buczkowski, Adam	11.57	0-0	4	0	0	0/0	0	2.1	4	4	3	5	3	1	0	1	.364	1	1	0	0	0
38 Pineiro, Joel	11.74	0-1	4	2	0	0/0	0	7.2	16	10	10	3	2	3	0	3	.421	1	1	0	0	0
29 Marsh, Carson	12.60	0-0	4	0	0	0/0	0	5.0	5	7	7	4	4	2	1	0	.250	1	1	0	0	2
35 Barnett, Ty	18.00	0-1	1	1	0	0/0	0	1.0	5	6	2	1	0	1	1	0	.556	0	0	0	0	0
18 Bergmann, Max	22.50	0-1	3	0	0	0/0	0	2.0	4	5	5	2	3	0	0	0	.444	1	2	0	0	1
23 Oliver, Brendin	40.50	0-0	2	0	0	0/0	0	1.1	4	6	6	3	3	1	1	0	.500	0	1	0	0	0
Totals	6.28	6-6	12	12	1	0/0	3	106.0	130	85	74	42	76	27	6	14	.303	8	11	0	3	9
Opponents	4.72	6-6	12	12	0	0/0	3	106.2	99	65	56	70	110	17	0	13	.249	13	19	0	4	7

PB - Team (2), Natili 1, Klingenberg 1, Opp (1). Pickoffs - Team (0), Opp (5). SBA/ATT - Natili (6-9), Taylor (2-3), Conte (1-2), O'Connor, K (1-2), Johnson (0-1), Scheurer (1-1), Bergmann (1-1), Klingenberg (0-1), Mrakitsch (0-1).



2025 Cincinnati Baseball
Conference statistics for Cincinnati (as of Apr 10, 2025)
(BIG 12 games only Sorted by Fielding pct)



Player	c	po	a	e	fld%	dp	sba	csb	sba%	pb	ci
44 O'Connor, Tommy	94	92	2	0	1.000	8	0	0	---	0	0
7 Natili, Jack	64	53	11	0	1.000	1	6	3	.667	1	0
4 Ford, Donovan	48	46	2	0	1.000	0	0	0	---	0	0
3 Mitchell, Christian	21	18	3	0	1.000	0	0	0	---	0	0
15 Kligenbeck, Kory	19	16	3	0	1.000	0	0	1	.000	1	0
5 Hokuf, Dawson	8	8	0	0	1.000	0	0	0	---	0	0
51 O'Connor, Kellen	7	2	5	0	1.000	0	1	1	.500	0	0
21 Sefcik, Cal	6	6	0	0	1.000	0	0	0	---	0	0
0 McDaniels, Parker	6	6	0	0	1.000	0	0	0	---	0	0
6 Sefcik, Luke	3	1	2	0	1.000	1	0	0	---	0	0
25 Coats, Quinton	2	1	1	0	1.000	0	0	0	---	0	0
11 Taylor, Nathan	2	1	1	0	1.000	0	2	1	.667	0	0
42 Pitts, Derrick	2	2	0	0	1.000	0	0	0	---	0	0
31 Buczkowski, Adam	1	0	1	0	1.000	0	0	0	---	0	0
16 Conte, Michael	1	0	1	0	1.000	0	1	1	.500	0	0
29 Marsh, Carson	1	0	1	0	1.000	0	0	0	---	0	0
14 Vidourek, Landyn	26	25	0	1	.962	0	0	0	---	0	0
19 Niehaus, Charlie	53	18	32	3	.943	9	0	0	---	0	0
8 Brooks, Lauden	57	18	35	4	.930	5	0	0	---	0	0
2 Cross, Kerrington	25	5	18	2	.920	0	0	0	---	0	0
40 Johnson, Hudson	3	0	2	1	.667	0	0	1	.000	0	0
17 Shultz, Rodney	3	0	2	1	.667	0	0	0	---	0	0
18 Bergmann, Max	2	0	1	1	.500	0	1	0	1.000	0	0
41 Mrakitsch, Adam	0	0	0	0	.000	0	0	1	.000	0	0
13 Scheurer, Brandon	0	0	0	0	.000	0	1	0	1.000	0	0
35 Barnett, Ty	0	0	0	0	.000	0	0	0	---	0	0
26 Horst, Chase	0	0	0	0	.000	0	0	0	---	0	0
23 Oliver, Brendin	0	0	0	0	.000	0	0	0	---	0	0
38 Pineiro, Joel	0	0	0	0	.000	0	0	0	---	0	0
Totals	454	318	123	13	.971	9	6	5	.545	2	0
Opponents	430	320	96	14	.967	6	22	5	.815	1	0

Hitting minimums - 1 Games 1% of Games 1 AB 1.0 AB/Game 1 TPA 2.0 TPA/Game

Pitching minimums - 1 Games 1.0 IP/Game

SUMMARY STATS



2025 Cincinnati Baseball
Games Summary for Cincinnati (as of Apr 10, 2025)
(All games)



Score by innings	1	2	3	4	5	6	7	8	9	EX	Total
Cincinnati	26	24	30	16	30	26	38	14	8	3	215
Opponents	26	20	16	15	19	30	11	26	5	2	170
Record when ...											
Overall	19-13				After 6 leading				14-2		
Conference	6-6			 trailing				4-9		
Non-Conference	13-7			 tied				1-2		
Home games	11-2				After 7 leading				14-3		
Away games	8-10			 trailing				2-7		
Neutral site	0-1			 tied				2-2		
Day games	13-6				After 8 leading				15-1		
Night games	6-7			 trailing				2-9		
vs Left starter	5-1			 tied				1-2		
vs Right starter	14-12										
1-Run games	4-4				Hit 0 home runs				5-7		
2-Run games	3-2				... 1 home run				6-4		
5+Run games	10-6				... 2+ home runs				8-2		
Extra innings	2-1										
Shutouts	2-1				Opponent 0 home runs				6-3		
				 1 home run				6-5		
Scoring 0-2 runs	0-5			 2+ HRs				7-5		
..... 3-5 runs	2-6										
..... 6-9 runs	9-2				Made 0 errors				13-2		
..... 10+ runs	8-0			 1 error				3-5		
				 2+ errors				3-6		
Opponent 0-2 runs	7-0										
..... 3-5 runs	8-4				Opp. made 0 errors				6-3		
..... 6-9 runs	4-5			 1 error				6-7		
..... 10+ runs	0-4			 2+ errors				7-3		
Scored in 1st inning	12-4				Out-hit opponent				12-1		
Opp. scored in 1st	6-4				Out-hit by opponent				4-11		
Scores first	12-7				Hits are tied				3-1		
Opp. scores first	7-6										

Record when team scores:

Runs	0	1	2	3	4	5	6	7	8	9	10+
W-L	0-1	0-1	0-3	0-3	0-1	2-2	3-1	3-0	3-1	0-0	8-0

Record when opponent scores:

Runs	0	1	2	3	4	5	6	7	8	9	10+
W-L	2-0	3-0	2-0	2-0	3-2	3-2	1-1	2-2	0-2	1-0	0-4

Record when leading after:

Inn.	1	2	3	4	5	6	7	8
W-L	10-3	12-5	14-6	14-4	15-5	14-2	14-3	15-1

Record when trailing after:

Inn.	1	2	3	4	5	6	7	8
W-L	4-4	4-5	3-5	3-7	2-7	4-9	2-7	2-9

Record when tied after:

Inn.	1	2	3	4	5	6	7	8
W-L	5-6	3-3	2-2	2-2	2-1	1-2	2-2	1-2

Current losing streak: 2
 Longest winning streak: 7
 Longest losing streak: 4

Home attendance : 11835 (13 dates avg = 910)
 Away attendance : 20331 (18 dates avg = 1129)
 Total attendance: 32166 (31 dates avg = 1037)

TEAM GAME HIGHS



2025 Cincinnati Baseball
Season Game Highs for Cincinnati (as of Apr 10, 2025)
(All games)



TEAM GAME HIGHS

Batting

At bats:	49	-	at Texas Tech (Apr 04, 2025)
Runs scored:	19	-	at Duke (Feb 16, 2025)
Hits:	16	-	at Duke (Feb 16, 2025)
	16	-	vs Canisius (Mar 09, 2025)
RBI's:	19	-	at Duke (Feb 16, 2025)
Doubles:	5	-	at UNLV (Feb 23, 2025)
	5	-	vs Canisius (Mar 07, 2025)
Triples:	2	-	at Duke (Feb 15, 2025)
Home runs:	4	-	at Texas Tech (Apr 06, 2025)
Total bases:	26	-	vs Canisius (Mar 09, 2025)
Walks:	12	-	at Duke (Feb 16, 2025)
Strikeouts:	17	-	at UNLV (Feb 22, 2025)
Sac hits:	3	-	at Miami (Apr 01, 2025)
Sac flies:	4	-	vs Canisius (Mar 07, 2025)
Stolen bases:	8	-	at Duke (Feb 16, 2025)
Hit by pitch:	5	-	vs UCF (Mar 30, 2025)
Caught stealing:	1	-	(9 times)
Runners LOB:	16	-	at Duke (Feb 16, 2025)
	16	-	vs Louisville (Mar 25, 2025)
Hit into DP:	2	-	(4 times)

Fielding

Putouts:	36	-	at Texas Tech (Apr 04, 2025)
Assists:	18	-	vs UCF (Mar 29, 2025)
Errors:	3	-	at Arizona (Mar 15, 2025)
	3	-	at Texas Tech (Apr 04, 2025)
Passed balls:	1	-	at Arizona (Mar 15, 2025)
	1	-	at Arizona (Mar 16, 2025)
DPs turned:	3	-	at Duke (Feb 14, 2025)

Pitching

Innings pitched:	12.0	-	at Texas Tech (Apr 04, 2025)
Runs allowed:	14	-	at Arizona (Mar 15, 2025)
Earned runs:	12	-	at Texas Tech (Apr 06, 2025)
Walks allowed:	9	-	at Duke (Feb 15, 2025)
Strikeouts:	16	-	vs Miami (Mar 11, 2025)
Hits allowed:	16	-	at Texas Tech (Apr 06, 2025)
Doubles allowed:	4	-	at UNLV (Feb 23, 2025)
	4	-	at Arizona (Mar 15, 2025)
	4	-	vs UCF (Mar 29, 2025)
Triples allowed:	2	-	at Arizona (Mar 15, 2025)
	2	-	at Arizona (Mar 16, 2025)
Homers allowed:	6	-	at UNLV (Feb 23, 2025)
Wild pitches:	5	-	at UC San Diego (Mar 1, 2025)
Hit batters:	3	-	at UC San Diego (Mar 1, 2025)
	3	-	at Arizona (Mar 15, 2025)

INDIVIDUAL GAME HIGHS



2025 Cincinnati Baseball
Season Game Highs for Cincinnati (as of Apr 10, 2025)
(All games)



INDIVIDUAL GAME HIGHS

Batting

At bats:	7	-	Natili, Jack at Texas Tech (Apr 04, 2025)
	7	-	Brooks, Lauden at Texas Tech (Apr 04, 2025)
Runs scored:	4	-	Niehaus, Charlie vs Canisius (Mar 07, 2025)
	4	-	Vidourek, Landyn vs Canisius (Mar 09, 2025)
Hits:	4	-	Natili, Jack vs Canisius (Mar 09, 2025)
	4	-	Sefcik, Cal vs UCF (Mar 30, 2025)
RBIs:	4	-	(4 times)
Doubles:	2	-	Natili, Jack at UC San Diego (Feb 28, 2025)
	2	-	Niehaus, Charlie vs Toledo (Mar 04, 2025)
Triples:	1	-	(8 times)
Home runs:	1	-	(36 times)
Total bases:	7	-	Cross, Kerrington vs Louisville (Mar 25, 2025)
Walks:	3	-	(5 times)
Strikeouts:	4	-	O'Connor, Tommy vs Louisville (Mar 25, 2025)
	4	-	Natili, Jack vs UCF (Mar 29, 2025)
Sac hits:	2	-	Niehaus, Charlie vs UCF (Mar 29, 2025)
Sac flies:	2	-	Sefcik, Cal at Duke (Feb 14, 2025)
	2	-	O'Connor, Tommy vs Canisius (Mar 07, 2025)
Stolen bases:	3	-	Vidourek, Landyn at Duke (Feb 16, 2025)
Hit by pitch:	3	-	Cross, Kerrington vs UCF (Mar 30, 2025)
Caught stealing:	1	-	(9 times)
Runners LOB:	10	-	O'Connor, Tommy vs Louisville (Mar 25, 2025)

Fielding

Putouts:	17	-	O'Connor, Tommy vs UCF (Mar 28, 2025)
Assists:	8	-	Brooks, Lauden vs UCF (Mar 28, 2025)
Errors:	3	-	Niehaus, Charlie at Texas Tech (Apr 04, 2025)
Passed balls:	1	-	Klingenbeck, Kory at Arizona (Mar 15, 2025)
	1	-	Natili, Jack at Arizona (Mar 16, 2025)

Pitching

Innings pitched:	9.0	-	O'Connor, Kellen at Texas Tech (Apr 06, 2025)
Runs allowed:	6	-	Oliver, Brendin at Arizona (Mar 15, 2025)
	6	-	Barnett, Ty at Arizona (Mar 15, 2025)
	6	-	Taylor, Nathan at Texas Tech (Apr 04, 2025)
Earned runs:	6	-	Oliver, Brendin at Arizona (Mar 15, 2025)
Walks allowed:	5	-	Taylor, Nathan at Duke (Feb 15, 2025)
Strikeouts:	11	-	Taylor, Nathan at UNLV (Feb 22, 2025)
Hits allowed:	10	-	Mrakitsch, Adam vs UCF (Mar 30, 2025)
Doubles allowed:	2	-	(8 times)
Triples allowed:	1	-	(8 times)
Homers allowed:	3	-	Mrakitsch, Adam at UNLV (Feb 23, 2025)
Wild pitches:	3	-	Pineiro, Joel at UC San Diego (Mar 1, 2025)
Hit batters:	2	-	Oliver, Brendin at UC San Diego (Mar 1, 2025)
	2	-	Pineiro, Joel vs Canisius (Mar 09, 2025)

2025 CINCINNATI BASEBALL

GAME-BY-GAME HITTING STATISTICS

2025 Cincinnati Baseball Team Game-by-Game for Cincinnati (as of Apr 10, 2025) Batting (All games)

Date	Opponent	ab	r	h	rbi	2b	3b	hr	tb	bb	ibb	sb	cs	hbp	sac	sf	gdp	k	po	a	e	lob	avg
Feb 14	at Duke	32	8	7	7	0	0	2	13	2	0	1	0	3	1	2	0	11	27	9	0	5	.219
Feb 15	at Duke	43	5	9	4	1	2	1	17	6	0	1	1	1	0	0	0	13	34	10	1	9	.213
Feb 16	at Duke	43	19	16	19	2	0	1	21	12	0	8	0	4	2	1	0	13	27	12	0	16	.271
Feb 21	at UNLV	36	6	9	5	1	0	2	16	6	0	4	0	1	0	0	0	10	27	8	0	10	.266
Feb 22	at UNLV	32	4	7	4	3	0	2	16	6	0	4	1	0	0	0	0	17	24	9	0	7	.258
Feb 23	at UNLV	39	10	14	10	5	1	1	24	4	0	1	0	3	0	2	0	9	27	15	0	11	.276
Feb 24	at UNLV	35	6	7	4	1	0	0	8	5	0	0	1	1	0	1	0	14	24	7	2	9	.265
Feb 27	at UC San Diego	30	3	5	2	1	0	1	9	8	0	1	0	0	1	0	2	8	25	9	2	9	.255
Feb 28	at UC San Diego	38	5	10	5	3	0	2	19	5	1	2	0	1	0	0	0	12	27	5	0	12	.256
Mar 1	at UC San Diego	35	2	9	1	2	0	0	11	2	0	0	0	0	0	0	2	14	24	7	1	8	.256
Mar 2	at UC San Diego	32	0	5	0	1	0	0	6	2	0	0	0	1	0	0	0	8	24	13	2	8	.248
Mar 04	TOLEDO	35	7	13	5	4	0	2	23	4	0	5	0	0	0	1	0	3	27	15	0	9	.258
Mar 07	CANISIUS	32	13	15	12	5	1	0	22	9	0	3	1	2	0	4	1	8	27	11	1	10	.273
Mar 07	CANISIUS	35	7	12	7	3	1	0	17	5	0	5	0	1	0	1	0	12	27	10	0	11	.278
Mar 08	CANISIUS	41	10	15	8	1	1	1	21	5	0	5	0	0	0	0	0	5	27	8	1	12	.284
Mar 09	CANISIUS	35	12	16	11	1	0	3	26	4	0	5	0	2	0	0	0	8	21	9	0	9	.295
Mar 11	MIAMI	36	12	13	12	0	1	3	24	7	0	1	0	2	0	0	0	9	27	4	1	9	.299
*Mar 14	at Arizona	32	3	6	2	2	0	0	8	6	0	0	1	4	0	0	1	11	24	5	1	12	.293
*Mar 15	at Arizona	34	2	9	2	1	0	0	10	5	0	1	0	1	0	1	1	13	24	10	3	12	.292
*Mar 16	at Arizona	23	1	3	1	0	0	1	6	5	0	1	1	0	0	0	0	8	18	6	1	6	.287
*Mar 21	BYU	33	5	9	4	1	0	0	10	4	0	2	0	4	1	0	0	7	27	9	2	10	.286
*Mar 21	BYU	31	5	7	5	3	0	1	13	8	0	1	1	0	0	0	0	7	27	11	0	10	.283
*Mar 22	BYU	32	2	6	1	0	0	1	9	1	0	0	1	1	1	0	0	10	27	13	1	6	.280
Mar 25	LOUISVILLE	40	12	15	9	3	1	1	23	10	0	1	0	2	0	0	0	14	27	7	2	16	.284
*Mar 28	UCF	32	6	9	6	1	0	3	19	6	0	1	0	1	0	0	1	7	27	14	0	9	.284
*Mar 29	UCF	35	7	10	5	2	0	0	12	9	1	6	0	1	2	1	1	10	30	18	2	12	.284
*Mar 30	UCF	29	10	10	10	2	0	0	12	7	0	1	0	5	1	1	0	4	27	10	0	9	.286
Apr 01	at Miami	32	6	8	6	1	0	1	12	3	0	1	0	1	3	0	0	12	27	11	0	6	.285
*Apr 04	at Texas Tech	49	8	15	8	2	0	0	17	9	1	3	1	0	1	0	2	14	36	11	3	15	.286
*Apr 06	at Texas Tech	34	8	7	7	2	0	3	18	4	0	5	0	2	0	1	0	9	27	8	0	6	.283
*Apr 06	at Texas Tech	34	8	8	7	1	0	4	21	6	1	1	0	0	1	0	0	10	24	8	0	6	.282
Apr 08	vs Wright State	30	3	5	3	2	0	0	7	7	0	0	0	1	0	0	0	7	27	8	2	8	.279
Totals		1109	215	309	192	57	8	36	490	182	4	70	9	45	14	16	11	317	845	310	28	307	.279

2025 CINCINNATI BASEBALL

GAME-BY-GAME PITCHING STATISTICS

2025 Cincinnati Baseball Team Game-by-Game for Cincinnati (as of Apr 10, 2025) Pitching (All games)

Date	Opponent	ip	h	r	er	bb	so	2b	3b	hr	wp	bk	hbp	dp	ibb	score	w-l	sv	era
Feb 14	at Duke	9.0	8	3	3	5	9	2	0	3	1	0	0	3	0	8-3	1-0	0	3.00
Feb 15	at Duke	11.1	11	6	6	9	14	1	0	1	2	0	2	0	0	5-6	1-1	0	3.98
Feb 16	at Duke	9.0	6	5	5	4	9	0	1	3	1	0	1	2	0	19-5	2-1	0	4.30
Feb 21	at UNLV	9.0	3	0	0	2	12	0	0	0	2	0	1	0	0	6-0	3-1	0	3.29
Feb 22	at UNLV	8.0	5	5	5	4	15	0	0	1	0	0	1	0	0	4-5	3-2	0	3.69
Feb 23	at UNLV	9.0	14	9	9	3	6	4	0	6	1	0	0	0	0	10-9	4-2	1	4.55
Feb 24	at UNLV	8.0	11	7	6	1	6	2	0	2	1	1	0	0	0	6-7	4-3	1	4.83
Feb 27	at UC San Diego	8.1	5	4	3	3	8	2	0	1	0	0	2	0	0	3-4	4-4	1	4.65
Feb 28	at UC San Diego	9.0	7	2	2	1	12	2	0	1	0	0	0	1	0	5-2	5-4	2	4.35
Mar 1	at UC San Diego	8.0	10	8	8	3	8	2	0	3	5	0	3	0	0	2-8	5-5	2	4.77
Mar 2	at UC San Diego	8.0	9	5	4	0	6	2	0	2	2	0	1	1	0	0-5	5-6	2	4.75
Mar 04	TOLEDO	9.0	9	5	5	3	7	3	0	2	0	0	1	0	0	7-5	6-6	3	4.77
Mar 07	CANISIUS	9.0	8	5	5	6	9	3	0	1	0	0	0	1	0	13-5	7-6	3	4.79
Mar 07	CANISIUS	9.0	8	0	0	4	13	0	0	0	0	0	1	2	0	7-0	8-6	3	4.44
Mar 08	CANISIUS	9.0	3	1	1	2	13	0	0	1	0	0	0	2	0	10-1	9-6	3	4.21
Mar 09	CANISIUS	7.0	2	1	1	1	8	0	0	0	0	0	2	1	0	12-1	10-6	4	4.06
Mar 11	MIAMI	9.0	5	3	3	4	16	1	0	1	2	0	0	1	0	12-3	11-6	4	4.00
*Mar 14	at Arizona	8.0	10	8	8	8	5	2	0	1	1	0	0	0	0	3-8	11-7	4	4.25
*Mar 15	at Arizona	8.0	12	14	9	6	8	4	2	0	0	0	3	0	0	2-14	11-8	4	4.54
*Mar 16	at Arizona	6.0	12	11	11	4	1	1	2	0	1	0	0	2	0	1-11	11-9	4	4.96
*Mar 21	BYU	9.0	10	7	6	2	8	1	1	3	2	0	1	1	0	5-7	11-10	4	5.01
*Mar 21	BYU	9.0	10	4	4	3	9	2	0	1	1	0	1	1	0	5-4	12-10	5	4.96
*Mar 22	BYU	9.0	8	4	4	2	8	2	0	0	0	0	0	2	0	2-4	12-11	5	4.92
Mar 25	LOUISVILLE	9.0	5	2	2	1	11	1	0	0	0	0	1	1	0	12-2	13-11	5	4.79
*Mar 28	UCF	9.0	10	4	4	6	6	2	1	0	0	0	0	0	0	6-4	14-11	6	4.76
*Mar 29	UCF	10.0	10	6	5	2	4	4	0	2	0	0	1	1	0	7-6	15-11	6	4.75
*Mar 30	UCF	9.0	15	7	7	1	5	2	0	2	0	0	2	0	0	10-7	16-11	7	4.83
Apr 01	at Miami	9.0	8	4	4	6	4	1	0	1	0	0	2	2	0	6-4	17-11	8	4.80
*Apr 04	at Texas Tech	12.0	11	7	3	5	8	2	0	2	1	0	1	2	1	8-7	18-11	8	4.68
*Apr 06	at Texas Tech	9.0	6	1	1	0	5	2	0	0	0	0	1	0	0	8-1	19-11	8	4.56
*Apr 06	at Texas Tech	8.0	16	12	12	3	9	3	0	3	2	0	1	0	0	8-12	19-12	8	4.82
Apr 08	vs Wright State	9.0	11	10	4	8	10	1	1	1	1	0	2	0	0	3-10	19-13	8	4.79
Totals		281.2	278	170	150	112	272	54	8	44	26	1	31	26	1	215-170	19-13	8	4.79

2025 CINCINNATI BASEBALL

OPPONENT GAME-BY-GAME HITTING STATISTICS

2025 Cincinnati Baseball Opponent Game-by-Game for Cincinnati (as of Apr 10, 2025) Batting (All games)

Date	Opponent	ab	r	h	rbi	2b	3b	hr	tb	bb	ibb	sb	cs	hbp	sac	sf	gdp	k	po	a	e	lob	avg
Feb 14	at Duke	32	3	8	3	2	0	3	19	5	0	0	0	0	0	0	3	9	27	7	2	7	.250
Feb 15	at Duke	42	6	11	6	1	0	1	15	9	0	1	0	2	0	1	0	14	36	11	1	14	.257
Feb 16	at Duke	31	5	6	5	0	1	3	17	4	0	0	0	1	0	0	2	9	27	9	3	4	.238
Feb 21	at UNLV	30	0	3	0	0	0	0	3	2	0	0	0	1	0	0	0	12	27	5	0	6	.207
Feb 22	at UNLV	29	5	5	5	0	0	1	8	4	0	0	0	1	0	0	0	15	27	4	1	5	.201
Feb 23	at UNLV	38	9	14	8	4	0	6	36	3	0	0	0	0	1	1	0	6	27	8	1	7	.233
Feb 24	at UNLV	35	7	11	5	2	0	2	19	1	0	3	0	0	1	0	0	6	27	7	3	6	.245
Feb 27	at UC San Diego	29	4	5	4	2	0	1	10	3	0	0	1	2	2	0	0	8	27	8	1	7	.237
Feb 28	at UC San Diego	33	2	7	2	2	0	1	12	1	0	0	1	0	0	0	0	12	27	5	2	5	.234
Mar 1	at UC San Diego	34	8	10	8	2	0	3	21	3	0	1	0	3	1	1	0	8	27	7	1	10	.240
Mar 2	at UC San Diego	32	5	9	3	2	0	2	17	0	0	0	0	1	0	0	1	6	27	8	0	4	.244
Mar 04	TOLEDO	35	5	9	5	3	0	2	18	3	0	0	0	1	0	1	0	7	24	9	0	8	.245
Mar 07	CANISIUS	34	5	8	5	3	0	1	14	6	0	3	1	0	0	0	1	9	24	5	1	8	.244
Mar 07	CANISIUS	32	0	8	0	0	0	0	8	4	0	0	1	1	0	0	2	13	24	3	1	10	.245
Mar 08	CANISIUS	29	1	3	1	0	0	1	6	2	0	0	0	0	0	0	1	13	24	7	2	3	.236
Mar 09	CANISIUS	21	1	2	1	0	0	0	2	1	0	0	0	2	1	0	1	8	20	9	1	3	.231
Mar 11	MIAMI	32	3	5	3	1	0	1	9	4	0	0	0	0	0	0	0	16	24	7	0	6	.226
*Mar 14	at Arizona	32	8	10	7	2	0	1	15	8	0	1	0	0	0	0	0	5	27	6	1	8	.231
*Mar 15	at Arizona	37	14	12	12	4	2	0	20	6	0	0	0	3	0	0	0	8	27	5	1	8	.237
*Mar 16	at Arizona	28	11	12	9	1	2	0	17	4	0	0	0	0	0	0	2	1	21	7	2	3	.245
*Mar 21	BYU	35	7	10	6	1	1	3	22	2	0	0	1	1	1	0	1	8	27	9	0	5	.247
*Mar 21	BYU	33	4	10	4	2	0	1	15	3	0	1	1	1	1	0	1	9	24	6	1	7	.250
*Mar 22	BYU	34	4	8	4	2	0	0	10	2	0	0	1	0	0	0	1	8	27	7	2	5	.249
Mar 25	LOUISVILLE	29	2	5	2	1	0	0	6	1	0	1	1	1	1	0	0	11	24	2	3	4	.246
*Mar 28	UCF	37	4	10	4	2	1	0	14	6	0	1	0	0	0	0	0	6	24	10	0	12	.247
*Mar 29	UCF	37	6	10	5	4	0	2	20	2	0	0	0	1	3	1	1	4	29	6	1	8	.248
*Mar 30	UCF	40	7	15	7	2	0	2	23	1	0	1	1	2	0	1	0	5	24	11	0	10	.254
Apr 01	at Miami	32	4	8	4	1	0	1	12	6	0	0	0	2	0	0	0	4	27	9	0	9	.254
*Apr 04	at Texas Tech	47	7	11	7	2	0	2	19	5	1	1	0	1	1	0	2	8	36	13	3	11	.253
*Apr 06	at Texas Tech	31	1	6	1	2	0	0	8	0	0	1	0	1	1	1	0	5	27	9	2	6	.251
*Apr 06	at Texas Tech	38	12	16	11	3	0	3	28	3	0	0	1	1	2	0	0	9	27	7	1	8	.257
Apr 08	vs Wright State	37	10	11	9	1	1	1	17	8	0	1	1	2	0	1	0	10	27	9	0	11	.259
Totals		1075	170	278	156	54	8	44	480	112	1	16	11	31	16	8	19	272	844	235	37	228	.259

2025 CINCINNATI BASEBALL


OPPONENT GAME-BY-GAME PITCHING STATISTICS

2025 Cincinnati Baseball Opponent Game-by-Game for Cincinnati (as of Apr 10, 2025) Pitching (All games)


Date	Opponent	ip	h	r	er	bb	so	2b	3b	hr	wp	bk	hbp	dp	ibb	score	w-l	sv	era
Feb 14	at Duke	9.0	7	8	6	2	11	0	0	2	0	0	3	0	0	3-8	0-1	0	6.00
Feb 15	at Duke	12.0	9	5	4	6	13	1	2	1	0	0	1	1	0	6-5	1-1	0	4.29
Feb 16	at Duke	9.0	16	19	16	12	13	2	0	1	1	0	4	0	0	5-19	1-2	0	7.80
Feb 21	at UNLV	9.0	9	6	5	6	10	1	0	2	0	0	1	0	0	0-6	1-3	0	7.15
Feb 22	at UNLV	9.0	7	4	4	6	17	3	0	2	1	0	0	0	0	5-4	2-3	0	6.56
Feb 23	at UNLV	9.0	14	10	10	4	9	5	1	1	0	0	3	0	0	9-10	2-4	0	7.11
Feb 24	at UNLV	9.0	7	6	3	5	14	1	0	0	3	1	1	0	0	7-6	3-4	0	6.55
Feb 27	at UC San Diego	9.0	5	3	2	8	8	1	0	1	1	0	0	2	0	4-3	4-4	0	6.00
Feb 28	at UC San Diego	9.0	10	5	3	5	12	3	0	2	0	0	1	0	1	2-5	4-5	0	5.68
Mar 1	at UC San Diego	9.0	9	2	2	2	14	2	0	0	0	0	0	2	0	8-2	5-5	0	5.32
Mar 2	at UC San Diego	9.0	5	0	0	2	8	1	0	0	0	0	1	0	0	5-0	6-5	0	4.85
Mar 04	Toledo	8.0	13	7	7	4	3	4	0	2	1	0	0	1	0	5-7	6-6	0	5.07
Mar 07	Canisius	8.0	15	13	12	9	8	5	1	0	0	0	2	1	0	5-13	6-7	0	5.64
Mar 07	Canisius	8.0	12	7	7	5	12	3	1	0	1	0	1	0	0	0-7	6-8	0	5.79
Mar 08	Canisius	8.0	15	10	8	5	5	1	1	1	1	0	0	0	0	1-10	6-9	0	5.98
Mar 09	Canisius	6.2	16	12	11	4	8	1	0	3	0	0	2	0	0	1-12	6-10	0	6.40
Mar 11	Miami	8.0	13	12	12	7	9	0	1	3	0	0	2	0	0	3-12	6-11	0	6.78
*Mar 14	at Arizona	9.0	6	3	1	6	11	2	0	0	0	0	4	1	0	8-3	7-11	1	6.45
*Mar 15	at Arizona	9.0	9	2	1	5	13	1	0	0	1	0	1	1	0	14-2	8-11	1	6.16
*Mar 16	at Arizona	7.0	3	1	1	5	8	0	0	1	1	0	0	0	0	11-1	9-11	1	5.96
*Mar 21	BYU	9.0	9	5	5	4	7	1	0	0	3	0	4	0	0	7-5	10-11	2	5.91
*Mar 21	BYU	8.0	7	5	4	8	7	3	0	1	1	0	0	0	0	4-5	10-12	2	5.85
*Mar 22	BYU	9.0	6	2	1	1	10	0	0	1	0	0	1	0	0	4-2	11-12	3	5.63
Mar 25	Louisville	8.0	15	12	10	10	14	3	1	1	6	0	2	0	0	2-12	11-13	3	5.85
*Mar 28	UCF	8.0	9	6	6	6	7	1	0	3	2	0	1	1	0	4-6	11-14	3	5.88
*Mar 29	UCF	9.2	10	7	6	9	10	2	0	0	3	0	1	1	1	6-7	11-15	3	5.87
*Mar 30	UCF	8.0	10	10	10	7	4	2	0	0	1	0	5	0	0	7-10	11-16	3	6.06
Apr 01	at Miami	9.0	8	6	6	3	12	1	0	1	2	0	1	0	0	4-6	11-17	3	6.05
*Apr 04	at Texas Tech	12.0	15	8	7	9	14	2	0	0	0	0	0	2	1	7-8	11-18	3	6.02
*Apr 06	at Texas Tech	9.0	7	8	6	4	9	2	0	3	0	0	2	0	0	1-8	11-19	3	6.02
*Apr 06	at Texas Tech	9.0	8	8	8	6	10	1	0	4	1	0	0	0	1	12-8	12-19	3	6.08
Apr 08	vs Wright State	9.0	5	3	3	7	7	2	0	0	0	0	1	2	0	10-3	13-19	3	5.98
Totals		281.1	309	215	187	182	317	57	8	36	30	1	45	15	4	170-215	13-19	3	5.98

2025 CINCINNATI BASEBALL

HEADSHOT ROSTER



PARKER MCDANIELS
C | R/R | Delaware, Ohio




KERRINGTON CROSS
INF | R/R | Brownsburg, Ind.



CHRISTIAN MITCHELLE
INF/RHP | R/R | Romeoville, Ill.




DONOVAN FORD
OF | R/R | Greenville, S.C.




DAWSON HOKUF
1B/C | L/R | Edmond, Okla.



LUKE SEFCIK
INF | R/R | Palos Heights, Ill.



JACK NATILI
C | R/R | Venetia, Pa.



LAUDEN BROOKS
INF | R/R | Cincinnati, Ohio



MAXTON POLAD
OF | R/R | Frankfort, Ill.




KEEGAN ALLEN
RHP | R/R | Rogers, Ark.




NATHAN TAYLOR
RHP | R/R | Amelia, Ohio




BRANDON SCHEURER
RHP/UTL | L/R | Portland, Mich.




LANDYN VIDOUREK
OF | L/R | Hamilton, Ohio



KORY KLINGENBECK
C | S/R | Cincinnati, Ohio



MICHAEL CONTE
RHP | R/R | Cincinnati, Ohio



RODNEY SHULTZ
RHP | R/R | Tyrone, Pa.




MAX BERGMANN
RHP | R/R | Georgetown, Ind.




CHARLIE NIEHAUS
INF | R/R | West Chester, Ohio




JOSH ULERY
INF | R/R | Latrobe, Pa.



CAL SEFCIK
UTL | R/R | Palos Heights, Ill.



LOUIS PERONA
OF | L/R | Chicago, Ill.



BRENDIN OLIVER
RHP | R/R | Mooresville, Ind.



CARTER EARLS
LHP | L/L | Middletown, Ohio




QUINTON COATS
UTL | R/R | Olathe, Kan.



CHASE HORST
LHP | L/L | Lititz, Pa.




ERIC DE COSTA
RHP/INF | R/R | North Aurora, Ill.



GAVIN BREWER
C | R/R | Knoxville, Tenn.



CARSON MARSH
RHP | R/R | West Chester, Ohio



RYAN TYRANSKI
1B | L/R | Birmingham, Mich.




ADAM BUCZKOWSKI
RHP | R/R | Carmel, Ind.




TOMMY BOBA
RHP | R/R | Wheaton, Ill.



BRADLEY COULTER
RHP | R/R | Taylorsville, Ky.




TY BARNETT
LHP | L/L | Athens, Tenn.



JOEL PINEIRO
RHP | R/R | Miami, Fla.



HUDSON JOHNSON
LHP | L/L | Prior Lake, Minn.



ADAM MRAKITSCH
LHP | L/L | Howell, Mich.




DERRICK PITTS
OF | R/R | St. Louis, Mo.



TOMMY O'CONNOR
1B | L/L | Martinsville, Ind.



BRENDEN GARULA
LHP | R/L | Mason, Ohio



BRUCE KOCH
RHP | R/R | Barrington, Ill.



KELLEN O'CONNOR
LHP | L/L | Portland, Ore.



MICHAEL FLISS
RHP | R/R | Indianapolis, Ind.