



# CINCINNATI

## 2021 BASEBALL GAME NOTES




### SCHEDULE / RESULTS

DATE	OPPONENT	TIME
02/19	@ 25 Clemson (ACCNX)	L, 5-0
02/20	@ 25 Clemson (ACCNX)	L, 5-2
02/21	@ 25 Clemson (ACCNX)	L, 8-7 (10)
02/26	@ Western Kentucky	L, 5-4 (12)
02/27	@ Western Kentucky	L, 5-4
02/27	@ Western Kentucky	W, 11-3
03/04	@ UNC Wilmington (SDN)	L, 14-10
03/05	@ UNC Wilmington (SDN)	W, 7-4
03/06	@ UNC Wilmington (FloBaseball)	W, 5-4
03/07	@ UNC Wilmington (FloBaseball)	L, 9-8
03/12	<b>WESTERN MICHIGAN</b> (ESPN+)	W, 5-1
03/13	<b>WESTERN MICHIGAN</b> (ESPN+)	W, 7-5
03/14	<b>WESTERN MICHIGAN</b> (ESPN+)	W, 5-4
03/19	<b>XAVIER</b> (ESPN+)	L, 2-1
03/20	@ Xavier	W, 22-7
03/21	@ Xavier	L, 16-8
03/22	<b>XAVIER</b> (ESPN+)	W, 7-2
03/26	<b>SAINT LOUIS</b> (ESPN+)	W, 8-4
03/27	<b>SAINT LOUIS</b> (ESPN+)	W, 8-5
03/28	<b>SAINT LOUIS</b> (ESPN+)	L, 21-6
03/30	5 <b>LOUISVILLE</b> (ESPN+)	W, 13-12 (10)
04/01	@ 11 ECU * (ESPN+)	L, 5-4
04/02	@ 11 ECU * (ESPN+)	L, 7-0
04/03	@ 11 ECU * (ECUPirates.com)	L, 13-3
04/03	@ 11 ECU * (ECUPirates.com)	L, 2-0
04/09	<b>UCF</b> * (ESPN+)	1 p.m.
04/09	<b>UCF</b> * (ESPN+)	TBA
04/10	<b>UCF</b> * (ESPN+)	4 p.m.
04/11	<b>UCF</b> * (ESPN+)	1 p.m.
04/16	@ Memphis *	1 p.m.
04/16	@ Memphis *	TBA
04/17	@ Memphis *	2 p.m.
04/18	@ Memphis *	1 p.m.
04/23	<b>WICHITA STATE</b> * (ESPN+)	1 p.m.
04/23	<b>WICHITA STATE</b> * (ESPN+)	TBA
04/24	<b>WICHITA STATE</b> * (ESPN+)	4 p.m.
04/25	<b>WICHITA STATE</b> * (ESPN+)	1 p.m.
04/30	@ USF * (ESPN+)	4 p.m.
04/30	@ USF *	TBA
05/01	@ USF * (ESPN+)	3 p.m.
05/02	@ USF * (ESPN+)	11 a.m.
05/07	@ Houston * (ESPN+)	3 p.m.
05/07	@ Houston * (ESPN+)	TBA
05/08	@ Houston * (ESPN+)	3 p.m.
05/09	@ Houston * (ESPN+)	1 p.m.
05/14	<b>ECU</b> * (ESPN+)	1 p.m.
05/14	<b>ECU</b> * (ESPN+)	TBA
05/15	<b>ECU</b> * (ESPN+)	4 p.m.
05/16	<b>ECU</b> * (ESPN+)	1 p.m.
05/20	<b>TULANE</b> * (ESPN+)	1 p.m.
05/20	<b>TULANE</b> * (ESPN+)	TBA
05/21	<b>TULANE</b> * (ESPN+)	6 p.m.
05/22	<b>TULANE</b> * (ESPN+)	1 p.m.

### AAC CHAMPIONSHIP

- May 25-30 (Clearwater, Florida • Spectrum Stadium)

\* - AAC game; Home games, in **BOLD CAPS**, played at UC Baseball Stadium. Times and dates subject to change.




## CINCINNATI

**BEARCATS (11-14, 0-4 AAC)**

vs

## UCF

**KNIGHTS (12-16, 2-2 AAC)**



APRIL 9-11, 2021 • UC BASEBALL STADIUM

CINCINNATI	SERIES INFORMATION	UCF
2021 Record.....11-14, 0-4 AAC	Live Stats.....BearcatStats.com	2021 Record.....12-16, 2-2 AAC
Head Coach.....Scott Googins	Watch.....ESPN+	Head Coach.....Greg Lovelady
Record at UC.....77-81 (4th)	Series Record.....UCF leads 11-6	Record at UCF.....138-84 (5th)
Career Record.....418-438 (16th)	Last Meeting.....UC 10-6, 5/25/19	Career Record.....262-140 (8th)

### PROBABLE STARTING PITCHERS

FRIDAY, APRIL 9	FRIDAY, APRIL 9	SATURDAY, APRIL 10	SUNDAY, APRIL 11
1 p.m. • ESPN+	4:30 p.m. • ESPN+	4 p.m. • ESPN+	1 p.m. • GoBEARCATS.com
RHP <b>Zach Segal</b>	LHP <b>Garrett Schoenle</b>	TBD	TBD
vs. LHP <b>Colton Gordon</b>	vs. RHP <b>Kenny Serwa</b>	vs. RHP <b>AJ Jones</b>	vs. RHP <b>Jack Sinclair</b>

**CINCINNATI** - The University of Cincinnati baseball team returns to UC Baseball Stadium for a four-game set against UCF this weekend. The Bearcats and Knights will play a doubleheader on Friday starting at 1 p.m. ET. Saturday's matchup will start at 4 p.m. while the Sunday finale features a 1 p.m. first pitch.

Friday and Saturday's games will air on ESPN+ while Sunday's game features an audio-only radio stream on GoBEARCATS.com. Live stats for all four games will be available on BearcatStats.com.

### ABOUT THE BEARCATS

- The Bearcats (11-14) walked off No. 5 Louisville 13-12 and dropped a four-game series at No. 11 ECU last week.
- The Tuesday win came on a one-out single from Louisville native Ryan Nicholson in the bottom of the 10th inning. The Bearcats trailed 8-2 in the middle of the fourth and 12-11 in the middle of the 10th. It was UC's first win over a ranked foe since Oregon State in the NCAA Regional on June 1, 2019.
- UC has turned an NCAA-best 29 doubles plays this season.
- Ten of UC's 25 games have been decided by two runs or less.
- As a team, UC is hitting at a .266 clip with 37 doubles and 31 home runs with double-digit hits in 14 games.
- Wyatt Stapp's 30 hits and 20 runs batted in leads the squad.
- Jace Mercer has hit .314 with 27 hits, five home runs, 14 RBIs and eight stolen bases.
- Freshman Cole Harting has hit .313 on the season from the leadoff spot, belting six homers, 17 RBIs and six stolen bases.
- Griffin Merritt has drawn a team-best 13 walks along with 23 hits, 20 runs scored, five doubles and two home runs.
- On the mound, UC has a team ERA of 6.01 with 191 strikeouts over 116 walks.
- UC's hurlers have struck out five or more batters combined in all but one game this season (Feb. 20 at Clemson).
- Starters Dean McCarthy (36.2), Garrett Schoenle (32.1) and Evan Shawver (31.0) lead the way in innings pitched.
- Friday starter Zach Segal made his first career start at No. 11 ECU last week and has pitched 16 innings in relief.
- Max Bergmann, Beau Keathley, Jackson Murphy, Nathan Moore have all made 10 appearances out of the bullpen.
- Murphy has pitched 13.1 innings with 12 strikeouts to lead the relief pitchers.

### PROBABLE STARTING LINEUP

NO.	NAME (B/T)	POS	HT	WT	YR	HOMETOWN	AVG	GP-GS	R	H	RBI	SB
15	Joe Powell (R/R)	C	5-10	160	So.	Mason, Ohio	.208	17-14	10	10	8	2
44	Ryan Nicholson (L/L)	1B	6-3	215	So.	Louisville, Ky.	.191	23-19	11	13	9	0
3	Jace Mercer (B/R)	2B	5-10	190	Gr.	Johns Creek, Ga.	.314	23-23	15	27	14	8
16	Joey Bellini (R/R)	SS	6-2	190	Gr.	Winter Park, Fla.	.265	24-24	13	26	11	3
10	Eric Santiago (R/R)	3B	6-1	190	Gr.	Bethlehem, Pa.	.250	24-23	17	24	11	4
14	Wyatt Stapp (L/R)	LF	6-1	205	Sr.	Keller, Texas	.306	25-24	12	30	20	4
40	Cole Harting (R/R)	CF	5-11	205	Fr.	West Chester, Ohio	.313	23-21	18	25	17	6
32	Paul Komistek (R/R)	RF	6-2	200	Jr.	Knoxville, Tenn.	.340	17-16	9	18	15	0
8	Griffin Merritt (R/R)	1B	6-2	225	Jr.	Cincinnati, Ohio	.288	23-22	20	2	11	2

\* based on previous games



### THE AMERICAN ON ESPN+

With the AAC starting a new TV deal, in 2020, hundreds of AAC events will air on ESPN+ digital platform.

Visit [ESPNPlus.com](https://ESPNPlus.com) to subscribe



### IN MEMORY: RUSS ANDERSON

Russ Anderson, Associate Executive Director for the National Collegiate BB Writer's Association passed away unexpectedly last weekend. The longtime publicist and lover of all things baseball also worked for Conference USA for 25 years.

## SERIES ROTATION

## FRIDAY

## GAME 1


**ZACH SEGAL** RHP  
 2021 STATS: 1-2, 4.09 ERA

#43

**Height:** 6-0  
**Weight:** 170  
**B/T:** R/R

**Year:** Sophomore  
**Hometown:** Loveland, Ohio  
**High School:** Loveland

## LAST START

Made his first career start at ECU on April 1 and went 6.0 innings in a no decision, giving up two runs on eight hits, striking out six and walking three.

## 2020 RECAP

Had 5 appearances out of the bullpen... pitched 8.1 innings with 6 strikeouts and an ERA of 5.40... recorded 3 strikeouts vs Oakland (2/29).

## GAME 2


**GARRETT SCHOENLE** LHP #11  
 2021 STATS: 1-1, 6.12 ERA

**Height:** 6-5  
**Weight:** 185  
**B/T:** L/L

**Year:** Senior  
**Hometown:** Fort Wayne, Ind.  
**High School:** Northrop

## LAST START

## 2020 RECAP

Four appearances with 2 starts ... recorded 10 strikeouts in 12.1 IP with an 8.76 ERA ... had his best outing at Indiana (3/11) where he pitched 6 innings with 7 strikeouts.

## SATURDAY

TBA

## SUNDAY

TBA

## 2021 GAME LOG (10 G/1 GS/1 QS)

BEARCATS RECORD: 4-6

DATE	OPP	DEC	IP	H	R	ER	HR	BB	K	NP	ERA
02/20	@ 25 Clemson	ND, L 5-2	0.2	1	0	0	0	0	0	-	0.00
02/21	@ 25 Clemson	ND, L 8-7	0.0	1	0	0	0	0	0	-	0.00
02/26	@ WKU	L, 5-4	2.2	2	2	2	0	3	1	41	6.75
03/05	@ UNCW	SV, W 7-4	3.0	1	0	0	0	0	1	-	0.00
03/07	@ UNCW	L, 9-8	1.1	1	1	1	1	1	0	-	6.75
03/12	W. MICHIGAN	ND, W 5-1	1.0	1	0	0	0	0	1	26	0.00
03/14	W. MICHIGAN	SV, W 5-4	1.0	1	0	0	0	0	2	13	0.00
03/22	XAVIER	W, 7-2	5.0	2	1	1	0	0	6	66	1.80
03/28	SAINT LOUIS	ND, L 21-6	1.1	5	4	4	0	1	1	36	27.00
04/01	@ 11 ECU	ND, L 5-4	6.0	8	2	2	0	3	6	96	3.00
<b>TOTALS</b>		<b>1-2</b>	<b>22.0</b>	<b>23</b>	<b>10</b>	<b>10</b>	<b>1</b>	<b>8</b>	<b>18</b>	<b>278</b>	<b>4.09</b>

## 2021 GAME LOG (7 G/7 GS/1 QS)

BEARCATS RECORD: 3-4

DATE	OPP	DEC	IP	H	R	ER	HR	BB	K	NP	ERA
02/21	@ 25 Clemson	ND, L 8-7	3.1	6	6	6	3	0	5	--	16.20
02/27	@ WKU	W, 11-3	5.0	7	3	3	1	1	8	79	5.40
03/07	@ UNCW	ND, L 9-8	5.0	2	1	1	0	2	11	--	1.80
03/14	W. MICHIGAN	ND, W 5-4	4.0	4	4	3	1	2	6	80	6.75
03/21	@ Xavier	ND, L 16-8	5.0	6	5	5	2	2	4	91	9.00
03/27	SAINT LOUIS	ND, W 8-5	5.0	6	3	2	0	0	5	91	3.60
04/03	@ 11 ECU	L, 0-2	5.0	7	2	2	0	1	6	90	3.60
<b>TOTALS</b>		<b>1-1</b>	<b>32.1</b>	<b>38</b>	<b>24</b>	<b>22</b>	<b>7</b>	<b>8</b>	<b>45</b>	<b>431</b>	<b>6.12</b>

## QUICK FACTS

## GENERAL

Location.....Cincinnati, OH 45221  
 Founded.....1819  
 Enrollment.....46,798  
 Conference.....American Athletic  
 Nickname.....Bears  
 Colors.....Red (PMS 186) & Black  
 Home Field.....UC Baseball Stadium  
 President.....Neville G. Pinto, PhD  
 Director of Athletics.....John Cunningham  
 Faculty Representative.....Brian Hatch, PhD

## HISTORY

First Year of Baseball.....1888  
 All-Time Record.....1,611-1776-21  
 No. Yrs in NCAA Tournament/Last.....6/2019  
 Last NCAA Post-Season Opponent.....Creighton  
 Result.....L, 6-1

## COACHING STAFF

Head Coach.....Scott Googins (Ohio Wesleyan '91)  
 Overall Record (Year).....418-438 (16th)  
 Record at Cincinnati (Year).....77-81 (4th)  
 Assistant Coach.....JD Heilmann (Cincinnati '97)  
 Year at Cincinnati.....Fourth/Ninth  
 Assistant Coach.....Kyle Sprague (Malone '11)  
 Year at Cincinnati.....Fourth  
 Volunteer Assistant.....Lee Sponseller (Ohio Dominican '17)  
 Year at Cincinnati.....First

## SUPPORT STAFF

Director of Operations.....Andy Nagel (6th season)  
 Athletic Trainer.....Mary Ankrom (1st season)  
 Strength & Conditioning.....Chaz Calloway (1st season)

## 2020 INFORMATION

Overall Record.....7-8  
 Home.....7-0  
 Road.....0-8  
 Neutral.....0-0  
 2019 Conference Record.....13-11  
 Home.....6-6  
 Road.....7-5  
 Finish.....2nd  
 2019 AAC Championship.....4-0

## 2021 TEAM

Position Starters Returning/Lost.....9/1  
 Pitching Starters Returning/Lost.....3/1

## 2021 SCHEDULE INFORMATION

Home/Away, Neutral Games:.....25/28  
 American Home/Away Games:.....16/16  
 Non-Conf. Home/Away, Neutral Games:.....9/12

## COMMUNICATIONS

Baseball Contact.....Ryan Koslen  
 Phone.....513-497-3132  
 Email.....ryan.koslen@uc.edu

## FOLLOW THE BEARCATS

For all the latest information on Cincinnati baseball, please visit GoBEARCATS.com. For up-to-the-minute updates, follow UC baseball (@GoBearsBase) on Twitter, Instagram and Facebook.

## MATCHING THEM UP

BATTING	AVG	OPS	P-S	AB	R	H	2B	3B	HR	RBI	TB	SLG%	BB	HBP	SO	GDP	OB%	SF	SH	SB-A
Cincinnati	.266	.778	25-25	865	155	230	37	6	31	140	372	.430	98	18	236	7	.348	13	7	36-46
UCF	.253	.767	28-28	958	160	242	37	6	32	144	387	.404	132	37	283	12	.363	6	8	41-52

PITCHING	ERA	WHIP	W-L	A-S	CG	SH	SV	IP	H	R	ER	BB	SO	2B	3B	HR	AB	AVG	WP	HBP	BK	SFA	SHA
Cincinnati	6.25	1.62	11-14	101-25	0	0	4	217.1	218	168	151	135	221	50	4	26	817	.267	22	44	3	12	10
UCF	4.57	1.41	12-16	112-28	1	3	4	244.1	250	153	124	94	248	43	2	27	962	.260	20	45	2	6	13

## YOU LOOK FAMILIAR ...

- UC hitting coach Kyle Sprague was at UCF from 2014-15, working with the outfielders and coaching first base as the Knights ascended to No. 6 in the nation in 2015.
- UCF Head Coach Greg Lovelady was at Wright State from 2005-16, serving as an assistant (2005-06), associate head coach (2007-13) and head coach (2014-16).
- UCF assistant Ted Tom was at UC from 2015-17, serving as director of operations (2015), assistant coach (2016-17) and UC's interim head coach at the close of 2017.
- UCF pitching coach Nick Otte spent nine seasons at Xavier from 2010-18, serving on UC Head Coach Scott Googins' staff for eight of his nine seasons across town.

## TRENDING UPWARDS ...

- Paul Komistek hit .667 in three games vs. XU, tallying six hits, seven RBI, four runs scored and three walks.
- Tanner Holen batted .455 with five hits, seven runs, two homers, seven RBIs, two walks and a stolen base.
- Cole Harting hit .412, also with a pair of home runs, seven hits, seven RBI and four walks.
- Jace Mercer joined the double homer parade, hitting .333 over four games, batting in seven runs, scoring four to go with his fives hits, four walks and pair of stolen bases.

## HARTING MAKES HIS MARK

- Cole Harting had the best day of his young career in the Saturday matchup at Xavier as the freshman went 6-for-6 with two home runs, five RBIs and a double.
- He tied the school record for hits in a game, the sixth player to accomplish the feat, the first since Logan Parker had six against West Virginia on May 13, 2006.

## STAPP SNAGS AAC WEEKLY NOD

- DH Wyatt Stapp was tabbed for the AAC weekly honor roll following the Bearcats series sweep of Western Michigan.
- Stapp hit .600 from the plate (6-10) with three runs scored, a double, a home run and four runs driven in during the three wins over the Broncos.

## SCHOENLE ON THE HONOR ROLL

- LHP Garrett Schoenle, Sunday's starter at UNCW, earned a spot on the AAC honor roll.
- Schoenle went five innings at UNCW Sunday, allowing a run on two hits, fanning 11 and walking two. He did not factor in the decision; a 9-8 Seahawks win in the series finale. The UC senior was one off his career high mark of 12 strikeouts, set in 2019.
- He is 1-0 on the season, pitching 13.1 innings in three starts, allowing 10 runs on 15 hits and striking out 24.

## CHART TOPPING

- LHP Evan Shawver has been named one of the Top 100 prospects in the 2021 Major League Baseball Draft according to D1 Baseball. Listed at No. 45, the Amherst, Ohio,

native ranks as the AAC's top pitcher. Shawver posted a 1.59 ERA in four starts during 2020, recording 35 strikeouts in 22.2 innings.

## PRESEASON HONORS APLENTY

- LHP Evan Shawver, 3B Eric Santiago and DH Wyatt Stapp were preseason All-American Athletic Conference selections, the first time in UC history three players earned preseason honors. Stapp is a two-time preseason all-conference honoree while Santiago and Shawver were tabbed for the first time.
- Stapp batted .283 in 46 at-bats with 13 hits, 11 RBIs, eight runs, two doubles and two stolen bases in 2020.
- Santiago started all 15 games for UC last season, posting a .314 batting average with 16 hits, one home run, nine RBIs, seven runs and three doubles in 51 at-bats.

## FLASHBACK TO 2019

- Head Coach Scott Googins led the Bearcats to one of the most successful seasons in program history in 2019. The Bearcats won the American Athletic Conference Tournament title and advanced to the NCAA Baseball Tournament for the first time in 45 years.

## PROGNOSTICATING THE PROGNOSTICATORS

- The AAC's preseason poll, released on Dec. 30, 2020, tabbed the Bearcats to finish sixth. The conference will feature four-game home series this year with one day featuring a twin bill DH.

## LET'S. GET. ACADEMIC!

- Baseball earned a 3.345 team GPA in the fall of 202 with six players, Joey Bellini, Deondrae Bremner, Wyatt Geesaman, Tanner Holen, Griffin Merritt and Zach Segal named TOP CATS for 4.0 GPAs.

## CURRENT PRO PLAYERS

## MAJOR LEAGUE BASEBALL

NAME	TEAM
Ian Happ	Chicago
Josh Harrison	Washington

## MINOR LEAGUE BASEBALL

NAME	TEAM
Cam Alldred	Bradenton (Pittsburgh)
AJ Bumpass	TBA (Cincinnati)
Kyle Mottice	Sacramento (San Francisco)
Ryan Noda	TBA (Los Angeles)
JT Perez	Fort Myers (Minnesota)
Manny Rodriguez	Brooklyn (NY Mets)
Joey Weimer	TBA (Milwaukee)

## NUMBER CRUNCHING

### INNING-BY-INNING SUMMARY

	1	2	3	4	5	6	7	8	9	EX	TOTAL
Cincinnati	16	20	10	14	30	30	16	12	4	3	155
Opponents	16	25	11	29	23	10	29	13	8	4	168

### RECORD WHEN TEAM SCORES:

RUNS	0	1	2	3	4	5	6	7	8	9	10+
W-L	0-3	0-1	0-1	0-1	0-3	3-0	0-1	3-1	2-2	0-0	3-1

### RECORD WHEN OPPONENT SCORES:

RUNS	0	1	2	3	4	5	6	7	8	9	10+
W-L	0-0	1-0	1-2	1-0	4-0	2-5	0-0	1-1	0-1	0-1	1-4

### RECORD WHEN LEADING AFTER:

INN.	1	2	3	4	5	6	7	8
W-L	6-2	4-2	5-3	6-3	6-5	9-4	10-1	9-0

### RECORD WHEN TRAILING AFTER:

INN.	1	2	3	4	5	6	7	8
W-L	1-4	5-7	3-7	3-8	2-9	1-10	0-11	0-9

### RECORD WHEN TIED AFTER:

INN.	1	2	3	4	5	6	7	8
W-L	4-8	2-5	3-4	2-3	3-0	1-0	1-1	2-4



#BearcatsUnited was established this past spring in light of a number of continued injustices towards people of color., a combined departmental effort to increase awareness of social justice and inequality issues.

The baseball team is wearing a #BearcatsUnited patch on its caps this season. The football team wore a decal on the rear helmet bumper and other UC have worn patches on their uniforms and worn a combination of t-shirts with messages to show the combined unity of our community.

Baseball student-athlete Nate Moore helped lead the charge to rename UC's baseball stadium in June 2020. Moore and baseball Coach Scott Googins were featured on the Behind the Bearcats podcast to talk about how the name change push came together.

Following the renaming of the baseball stadium, SAAC made a formal statement which stated its goals for the 2020-21 year, including: establishing a mandatory day off for athletic-related activities on Voting Day, creating a Black Student-Athlete Association, supporting racial equality across campus, bringing awareness to gender discrimination, standing alongside the LGBTQ+ community, promoting local businesses across the University, implementing Bias Training and Educational Classes and celebrating Black History Month.

To date, SAAC has created the Bearcast Your Vote initiative, which has successfully assisted in getting nearly 100% of UC's student-athletes registered to vote in their respective home states.

The Black Student-Athlete Association was implemented in September and will be led by Arthur Greenlee IV from men's track and field and Shannon Williams from volleyball, with coaches and staff members serving as advisors.

### POWERFUL MINDS WEEK

- The American Athletic Conference's Pow6rful Minds Week takes place Oct. 4-10, coinciding with Mental Illness Awareness Week.
- With the inception of its Pow6rful Minds Campaign in the fall of 2017, The AAC SAAC has helped create awareness to mental health issues and the resources available for student-athletes.
- The definitive goal has been to end the stigma related to seeking help and promoting academic and personal success through a healthy, powerful mind.

### AAC RACIAL EQUALITY ACTION GROUP

- The AAC has created content online regarding the AAC REAG, which contains important information and updates from schools across the conference footprint.
- Niki Cianciola, UC's Director of Sport Services, track and field student-athlete Arthur Greenlee IV and women's basketball student-athlete Zenzele Apesemaka-Vital were elected to the AAC REAG board.

The department created its own social justice statement, which now hangs proudly on the main floor of the Richard E. Lindner Center.

### UC ATHLETICS SOCIAL JUSTICE STATEMENT

The University of Cincinnati Department of Athletics is committed to the advancement of all student-athletes, coaches, and staff members. The core belief is a point of pride for our department and our university.

As One Team, we strive to create a welcoming culture of equality, inclusiveness and social justice for all races, ethnicities and genders. Our department has a responsibility to promote the wellbeing of all student-athletes, coaches, staff, students, and guests regardless of their sex, race, ethnicity, national origin, religion, creed, sexual orientation, disability, gender identity and expression, as well as other dimensions of diversity.

We seek to value each individual's unique differences and to ensure our student-athletes, coaches, and staff members receive the full opportunity to achieve their goals and change the world.


**ONE TEAM | ONE FAMILY | MANY PEOPLE | ALL EQUAL**

## THE LAST TIME A BEARCATS PLAYER ...

Hit for the cycle.....	Anthony Snowell; May 7, 1999 vs. Saint Louis
Hit a grand slam.....	A.J. Bumpass; April 28, 2017 at UConn
Hit a walk-off homerun.....	Joey Wiemer, April 13, 2019 Game 2 vs UCF
Hit a walk-off base hit.....	Ryan Nicholson vs. #5 Louisville, March 29, 2021
Walk-off RBI without a hit.....	bases-loaded HBP; Feb. 24, 2013 vs. Western Carolina
Led off the game with a homerun.....	Eric Santiago, March 7, 2021 at UNCW
Hit back-to-back homeruns.....	Komistek-Harting, 7th inning at Xavier, March 20, 2021
Hit back-to-back-to-back homeruns.....	Singer-McMillin-Hinton; April 21, 1999 vs Ohio, 9th inning
Hit two homeruns in a game.....	Eric Santiago vs. #5 Louisville, March 29, 2021
Hit 3+ homeruns in a game.....	Cameron Satterwhite; 3; April 17, 2007 vs. Ohio
Hit a homerun in two straight games.....	Jace Mercer vs. Xavier, March 20, and at Xavier, March 21, 2021
Hit a homerun in three straight games.....	Justin Glass; April 11, 12, 13, 2014 vs. UConn
Hit an inside-the-park homerun.....	Paul Komistek; March 29, 2020 vs Oakland
Hit two doubles in a game.....	Eric Santiago at WKU, February 27, 2021; Jake Hansen vs. Xavier, March 22, 2021
Hit three doubles in a game.....	Logan Parker; May 13, 2006 vs. West Virginia
Hit two triples in a game.....	A.J. Bumpass; April 10, 2019 vs Miami
Had four hits in a game.....	Wyatt Stapp; March 7, 2021 at UNCW
Had five hits in a game.....	Kyle Mottice, April 23, 2016 vs. Memphis
Had 6+ hits in a game.....	Cole Harting, 6 at Xavier, March 20, 2021
Had four RBIs.....	Wyatt Stapp; March 7, 2021 at UNCW
Had five RBIs.....	Wyatt Stapp; February 28, 2020 vs Oakland
Had 6+ RBIs.....	Paul Komistek, 7 at Xaview, March 20, 2021
Scored three runs.....	Ryan Nicholson; March 5, 2021 at UNCW
Scored four runs.....	Tanner Holen and Cole Harting at Xavier, March 20, 2021
Scored 5+ runs.....	Jace Mercer, 5; February 28, 2020 vs Oakland
Stole 3+ bases.....	Jace Mercer, 4; February 28, 2020 vs Oakland
Walked three times.....	Ryan Nicholson; March 7, 2021 at UNCW
Walked four times.....	Griffin Merrittvs vs. #5 Louisville, March 29, 2021
Had 15+ putouts.....	Cam Scheler - C, 16; Feb. 27, 2021 at WKU (Game 2)
Has 20+ putouts.....	Ryan Noda - 1B, 21; April 12, 2015 vs. Memphis
Had 8+ assists.....	Manny Rodriguez - SS, 9; April 28, 2017 at UConn
Threw a complete game.....	J.T. Perez; April 20, 2018 vs #24 UConn
Threw a complete-game shutout.....	J.T. Perez; April 20, 2018 vs #24 UConn
Threw a complete game in back-to-back appearances.....	Tristan Hammans; April 14/21, 2015 vs. Xavier/Louisville
Two Bearcats threw consecutive complete games.....	Walker/Walsh; April 9/11, 2014, vs. Miami (OH)/UConn
Three Bearcats threw consecutive complete games.....	Orndorff/Zellner/Perez; May 8/13/14, 2016, vs. UCF/ Houston
Threw 10 or more strikeouts.....	Garrett Schoenle, 11; March 7, 2021 at UNCW
Pitched more than 9 innings in a game.....	B.J. Borsa, 9.2; May 18, 2002 vs. Saint Louis
Struck out four batters in an inning.....	Tony Cento; May 7, 1999 vs. Saint Louis
Threw a no-hitter.....	Chris Murphy; April 15, 1995 vs IUPUI

## THE LAST TIME UC ...

Had 15-19 hits.....	20 at Xavier, March 21, 2021
Had 20+ hits.....	20 at Xavier, March 21, 2021
Scored 10-14 runs.....	13 vs. #5 Louisville, March 29, 2021
Scored 15-19 runs.....	18; February 28, 2020 vs Oakland
Scored 20+ runs.....	22; May 26, 2019 vs. UConn
Scored 10+ runs in one inning.....	10 runs, 6th inning; March 19, 2006 vs. Oakland
Hit 5+ doubles.....	6; April 22, 2018 vs #24 UConn
Hit 3+ triples.....	3; April 10, 2019 vs Miami
Hit three homeruns.....	vs. #5 Louisville, March 29, 2021
Hit four homeruns.....	May 26, 2019 vs UConn
Hit 5+ homeruns.....	5 at Xavier, March 20, 2021
Stole five bases.....	at Xavier, March 21, 2021
Stole six bases.....	March 24, 2019 at USF
Stole 7+ bases.....	8; February 28, 2020 vs Oakland
Played 10 innings.....	vs. #5 Louisville, March 29, 2021
Played 11 innings.....	April 10, 2019 vs Miami
Played 12+ innings.....	12; February 26, 2021 at WKU
Swept a 3-game series.....	vs. Western Michigan, March 12-14, 2021
Was swept in a 3-game series.....	February 19-21, 2021 at #25 Clemson
Swept a 4-game series.....	February 28-March 1, 2020 vs Oakland
Was swept in a 4-game series.....	April 1-3, 2021 at #11 ECU
Swept a double-header.....	March 7, 2020 vs EMU
Was swept in a double-header.....	April 3, 20221 at #11 ECU
Turned a triple play.....	8-6-3; at May 7, 2019 at Miami



OPENED: 2004

CAPACITY: 3,085

DIMENSIONS: 325-370-400-370-325

SURFACE: Motz Group TriplePlay HP

UC Baseball Stadium has been the home of the Cincinnati Bearcats baseball team since the end of the 2004 season.

The first game played at the 3,085-seat, on-campus facility occurred on May, 20 2004 when the Bearcats hosted UAB in the final series of 2004. The opening game was played on a Thursday night, before a crowd of 2,200.

Since its opening, the stadium has seen a UC great recognized within the facility. In May 2005, coaching legend Glenn Sample was honored with the walkway outside the field being named Glenn Sample Way.

The stadium, which was voted the favorite road stadium in the BIG EAST Conference to visit, is located directly east of the spot where Johnny Bench Field, the Bearcats' previous home, sat for a number of years.

Acting on a recommendation by President Neville G. Pinto, the UC Board of Trustees unanimously voted on June 23, 2020 to remove the name of the late Cincinnati Reds owner and philanthropist Marge Schott from the university's baseball stadium and a second space. The stadium held the name of Marge Schott Stadium from 2006-2020.

## FEATURES

- Batting Cages
- Indoor batting cages and pitcher's mound
- A fully equipped press box with private viewing areas
- A player's clubhouse and lounge
- Dressing rooms for coaches
- Full laundry and equipment facilities
- State-of-the-art training room
- Fully-lighted playing field

## YEAR-BY-YEAR RECORD - UC BASEBALL STADIUM

YEAR	W	L	YEAR	W	L
2004	1	2	2014	13	9
2005	16	13	2015	10	14
2006	22	10	2016	18	7
2007	20	10	2017	15	11
2008	23	11	2018	19	11
2009	21	13	2019	16	12
2010	18	12	2020	7	0
2011	19	1	2021	7	2
2012	10	20	<b>TOTAL</b>	<b>274</b>	<b>174</b>
2013	19	16	(610 winning percentage)		



ROSTER

ALPHABETICAL

#	NAME	POS.	HT.	WT.	B/T	YR	HOMETOWN/PREVIOUS SCHOOL
19	Drake Batcho	LHP	6-4	215	L/L	Jr.	Warren, Ohio/Champion
2	Joey Bellini	INF	6-2	190	R/R	Gr.	Winter Park, Fla./St. John's River State CC
18	Max Bergmann	RHP	6-3	195	R/R	Fr.	Georgetown, Ind./St. Xavier (Ky.)
41	Aiden Bradbury	RHP	6-4	195	R/R	Fr.	Carmel, Ind./Carmel
16	Dondrae Bremner	INF	6-2	195	L/R	R-Jr.	Toronto, Canada/Bill Crothers Secondary
28	Kerrington Cross	INF	6-1	190	R/R	Fr.	Brownsburg, Ind./Brownsburg
33	Wyatt Geesaman	RHP	6-5	210	R/R	So.	Redkey, Ind./Jay County
13	Jose Guzman	RHP	6-4	205	R/R	Fr.	Indianapolis, Ind./Ben Davis
45	Colby Haines	RHP	6-3	185	R/R	Fr.	Union, Ky. /Ryle
29	Jake Hansen	INF	6-1	175	L/R	Sr.	Westchester, Ill./North Iowa Area CC
40	Cole Harting	OF	5-11	205	R/R	Fr.	West Chester, Ohio/Mason
38	Josh Hegemann	OF	6-0	160	L/L	Fr.	Liberty Township, Ohio/Badin
26	Tanner Holen	C	6-0	190	R/R	Gr.	Manhattan, Kan./Kentucky
9	Beau Keathley	RHP	6-1	165	R/R	Jr.	Taylor, Mich./Oakland
0	Evan Kemp	LHP	6-4	195	L/L	So.	Mason, Ohio/Mason
32	Paul Komistek	OF	6-2	200	R/R	Jr.	Knoxville, Tenn./Tennessee
30	Mike Koszewski	OF	5-11	180	L/L	Fr.	Oak Brook, Ill./Montini Catholic
34	Bobby Lane	OF	6-0	190	L/L	Fr.	Trafford, Pa./Penn Trafford
42	Conner Linn	LHP	6-3	200	L/L	Fr.	Kokomo, Ind./Western
46	Dean McCarthy	LHP	5-11	195	L/L	Gr.	White Plains, N.Y./Elon
24	Sean McLaughlin	INF	6-1	220	R/R	Jr.	Hendersonville, Tenn./Knights Academy
3	Jace Mercer	INF	5-10	185	B/R	Gr.	Johns Creek, Ga./Johns Creek
8	Griffin Merritt	INF	6-2	205	R/R	Jr.	Cincinnati, Ohio/La Salle
35	Jacob Meyer	RHP	6-0	175	R/R	Sr.	Spencerville, Ohio/Georgia Highlands CC
31	Nathan Moore	RHP	6-1	205	R/R	Gr.	Columbus, Ohio/Bishop Hartley
20	Jackson Murphy	RHP	6-2	205	R/R	Jr.	Cincinnati, Ohio/IMG Academy
21	Jake Murray	OF	5-10	190	L/R	Gr.	Cincinnati, Ohio/NKU
17	Nick Murray	RHP	6-6	220	R/R	Jr.	Tyngsboro, Mass./St. Mark's School
44	Ryan Nicholson	INF	6-3	215	L/L	So.	Louisville, Ky./St. Xavier
15	Joe Powell	C	5-10	160	R/R	So.	Mason, Ohio/Mason
10	Eric Santiago	INF	6-1	190	R/R	Gr.	Bethlehem, Pa./Notre Dame Green Pond
5	Cam Scheler	C	6-1	205	R/R	So.	Louisville, Ky./St. Xavier
11	Garrett Schoenle	LHP	6-5	185	L/L	Sr.	Fort Wayne, Ind./Northrop
43	Zach Segal	RHP	6-0	170	R/R	So.	Loveland, Ohio/Loveland
6	Evan Shawver	LHP	6-0	175	R/L	Jr.	Amherst, Ohio/Amherst Steele
77	Alex Shea	LHP	6-4	185	L/L	So.	Union, Ky./St. Henry
22	Brett Souder	RHP	6-3	230	R/R	Jr.	South Lebanon, Ohio/Sinclair CC
4	Sean Springer	INF	5-10	170	L/R	Fr.	Strongsville, Ohio/Holy Name
14	Wyatt Stapp	INF	6-1	205	L/R	Sr.	Keller, Texas/Tennessee
37	Alex Streitenberger	INF	5-8	175	R/R	Fr.	Gahanna, Ohio/Lincoln
23	Ben Vore	RHP	6-3	210	R/R	So.	Lexington, Ohio/Lexington
25	Jalen Wade	RHP	6-4	215	R/R	R-Jr.	West Chester, Pa./Malvern Prep

NUMERICAL

#	NAME	POS.
0	Evan Kemp	LHP
2	Joey Bellini	INF
3	Jace Mercer	INF
4	Sean Springer	INF
5	Cam Scheler	C
6	Evan Shawver	LHP
8	Griffin Merritt	INF
9	Beau Keathley	RHP
10	Eric Santiago	INF
11	Garrett Schoenle	LHP
13	Jose Guzman	RHP
14	Wyatt Stapp	INF
15	Joe Powell	C
16	Dondrae Bremner	INF
17	Nick Murray	RHP
18	Max Bergmann	RHP
19	Drake Batcho	LHP
20	Jackson Murphy	RHP
21	Jake Murray	OF
22	Brett Souder	RHP
23	Ben Vore	RHP
24	Sean McLaughlin	INF
25	Jalen Wade	RHP
26	Tanner Holen	C
28	Kerrington Cross	INF
29	Jake Hansen	INF
30	Mike Koszewski	OF
31	Nathan Moore	RHP
32	Paul Komistek	OF
33	Wyatt Geesaman	RHP
34	Bobby Lane	OF
35	Jacob Meyer	RHP
37	Alex Streitenberger	INF
38	Josh Hegemann	OF
40	Cole Harting	OF
41	Aiden Bradbury	RHP
42	Conner Linn	LHP
43	Zach Segal	RHP
44	Ryan Nicholson	INF
45	Colby Haines	RHP
46	Dean McCarthy	LHP
77	Alex Shea	LHP

COACHING STAFF

7	Scott Googins - Head Coach (4th Season)
13	JD Heilmann - Pitching Coach/Recruiting Coordinator (4th Season)
9	Kyle Sprague - Hitting Coach/Infielders (4th Season)
27	Lee Sponseller - Volunteer Assistant/Outfielders (1st Season)

SUPPORT STAFF

Andy Nagel - Director of Baseball Operations (6th Season)
Mary Ankrom - Athletic Trainer (1st Season)
Chaz Calloway - Strength & Conditioning (1st Season)

PRONUNCIATIONS

Batcho: like batch of cookies
Schoenle: SHANE-lee
Scheler: SHE-ler
Segal: SEE-gull

ROSTER BY POSITION

RHP.....	14
INF.....	12
LHP.....	7
OF.....	6
C.....	3

ROSTER BY CLASS

Freshmen.....	12
Redshirt Freshmen.....	0
Sophomores.....	8
Redshirt Sophomores.....	0
Juniors.....	9
Redshirt Junior.....	2
Seniors.....	4
Graduates.....	7

ROSTER BY STATE

Ohio.....	16
Indiana.....	7
Kentucky.....	4
Pennsylvania.....	3
Illinois.....	2
Tennessee.....	2

One Each: Canada, Florida, Georgia, Kansas, Massachusetts, Michigan, New York, Texas
--

ROSTER BY COUNTRY

Canada.....	1
United States.....	41



0

**EVAN KEMP**  
LHP • L/L • MASON, OHIO



2

**JOEY BELLINI**  
INF • R/R • WINTER PARK, FLA.



3

**JACE MERCER**  
INF • B/R • JOHNS CREEK, GA.



4

**SEAN SPRINGER**  
INF • L/R • STRONGSVILLE, OHIO



5

**CAM SCHELER**  
C • R/R • LOUISVILLE, KY.



6

**EVAN SHAWVER**  
LHP • R/L • AMHERST, OHIO



8

**GRIFFIN MERRITT**  
INF • R/R • CINCINNATI, OHIO



10

**ERIC SANTIAGO**  
INF • R/R • BETHLEHEM, PA.



11

**GARRETT SCHOENLE**  
LHP • L/L • FORT WAYNE, IND.



13

**JOSE GUZMAN**  
RHP • R/R • INDIANAPOLIS, IND.



14

**WYATT STAPP**  
INF • L/R • KELLER, TEXAS



15

**JOE POWELL**  
C • R/R • MASON, OHIO



16

**DONDRAE BREMNER**  
INF • L/R • TORONTO, ONTARIO, CANADA



17

**NICK MURRAY**  
RHP • R/R • TYNGSBORO, MASS.



18

**MAX BERGMANN**  
RHP • R/R • GEORGETOWN, IND.



19

**DRAKE BATCHO**  
LHP • L/L • WARREN, OHIO



20

**JACKSON MURPHY**  
RHP • R/R • CINCINNATI, OHIO



21

**JAKE MURRAY**  
OF • L/R • CINCINNATI, OHIO



22

**BRETT SOUDER**  
RHP • R/R • SOUTH LEBANON, OHIO



23

**BEN VORE**  
RHP • R/R • LEXINGTON, OHIO



24

**SEAN MCLAUGHLIN**  
INF • R/R • HENDERSONVILLE, TENN.



25

**JALEN WADE**  
RHP • R/R • WEST CHESTER, PA.



26

**TANNER HOLEN**  
C • R/R • MANHATTAN, KAN.



28

**KERRINGTON CROSS**  
INF • R/R • BROWNSBURG, IND.



29

**JAKE HANSEN**  
INF • L/R • WESTCHESTER, ILL.



30

**MIKE KOSZEWSKI**  
OF • L/L • OAK BROOK, ILL.



31

**NATHAN MOORE**  
RHP • R/R • COLUMBUS, OHIO




32

**PAUL KOMISTEK**  
OF • R/R • KNOXVILLE, TENN.



33

**WYATT GEESAMAN**  
RHP • R/R • REDKEY, IND.



34

**BOBBY LANE**  
OF • L/L • TRAFFORD, PA.



35

**JACOB MEYER**  
RHP • R/R • SPENCERVILLE, OHIO




37

**ALEX STREITENBERGER**  
INF • R/R • GAHANNA, OHIO



38

**JOSH HEGEMANN**  
OF • L/L • LIBERTY TOWNSHIP, OHIO



9

**BEAU KEATHLEY**  
RHP • R/R • TAYLOR, MICH.



40

**COLE HARTING**  
OF • R/R • WEST CHESTER, OHIO



41

**AIDEN BRADBURY**  
RHP • R/R • CARMEL, IND.



42

**CONNER LINN**  
LHP • L/L • KOKOMO, IND.



43

**ZACH SEGAL**  
RHP • R/R • LOVELAND, OHIO



44

**RYAN NICHOLSON**  
INF • L/L • LOUISVILLE, KY.



45

**COLBY HAINES**  
RHP • R/R • UNION, KY.



46

**DEAN MCCARTHY**  
LHP • L/L • WHITE PLAINS, N.Y.



77

**ALEX SHEA**  
LHP • L/L • UNION, KY.

COACHING STAFF



7

**SCOTT GOOGINS**  
HEAD COACH • 4TH SEASON



13

**JD HEILMANN**  
PITCHING COACH



9

**KYLE SPRAGUE**  
HITTING COACH / OUTFIELDERS



27

**LEE SPONSELLER**  
VOLUNTEER ASSISTANT / OUTFIELDERS

## HEAD COACH SCOTT GOOGINS



## SCOTT GOOGINS • HEAD COACH • FOURTH SEASON • OHIO WESLEYAN '92

Scott Googins was named the 28th head baseball coach at the University of Cincinnati on June 6, 2017 and will enter his fourth season in the spring of 2021.

Prior to a pandemic-shortened 2020, Googins led the Bearcats to one of the most successful seasons in program history in 2019.

Despite a slow 1-9 start, UC found itself as the No. 2 seed in the American Athletic Conference Tournament where they were yet to win a game. After winning its first three, UC went on to trounce UConn 22-5 to win the AAC Tournament title and advance to the NCAA postseason for the first time in 45 years.

With the automatic bid, the Bearcats were shipped west to reigning CWS champion Oregon State for NCAA Regional action. On the big stage the win streak continued with a dramatic 7-6 victory over the national-host Beavers.

The magic came to an end with a loss the next day to eventual CWS runner-up Michigan. UC's historic 2019 season came to a close with a 31-31 final tally.

The team broke numerous records during the campaign. Six Bearcats earned All-AAC Tournament honors with AJ Bumpass being named the tournament MVP. Three players were named to the Corvallis Regional All-Tournament Team. Bumpass was later drafted by the Cincinnati Reds. The win over Oregon State marked Googins' 400th in his storied career.

In his first season, Googins guided UC to its best finish since 2011 as the Bearcats finished at 28-28 overall and an even 12-12 in AAC play, one of the toughest RPI conferences in the nation. UC led the nation in double plays, turned a triple-play for the fifth time in school history and earned numerous individual achievements.

Shortstop Manny Rodriguez was drafted in the tenth round while pitchers Cam Alldred and J.T. Perez also were selected in the MLB draft. All three were all-conference honorees (Rodriguez and Perez on First Team, Alldred on Second), marking the first time UC has ever had two first team honorees and three total honorees in AAC history. Nine different players earned weekly conference accolades throughout the season.

Googins made the move across town after 12 seasons as the head coach at Xavier. The all-time winningest coach at XU, he compiled a 341-357 record with four NCAA Tournament appearances including back-to-back regional finals berths (2016 & 2017) and six regular season or conference tournament championships.

Before taking the head coaching role at Xavier, Googins served as an assistant at Miami (OH) and Indiana.

The native of Granville, Ohio played catcher at Ohio Wesleyan from 1989-92, moving into a coaching role as a senior and staying on after graduation.

Googins and his wife, Jody – a former volleyball standout at Xavier – live in West Chester, Ohio, with their daughter, Ellie, and two sons, Tommy and Charlie.

## THE GOOGINS FILE

**Hometown:** Granville, Ohio  
**Wife:** Jody  
**Children:** Ellie, Tommy, Charlie  
**Education:** Ohio Wesleyan '92  
**Playing Career:** Ohio Wesleyan – 1989-92 (Catcher)

## COACHING CAREER

YEAR	SCHOOL	POSITION
1992-1999	Indiana	Assistant Coach
2000-04	Miami (OH)	Assistant Coach
2005	Xavier	Assistant Coach
2006-17	Xavier	Head Coach
2018-	Cincinnati	Head Coach

## CAREER ACCOMPLISHMENTS

- 2016 BIG EAST Coaching Staff of the Year
- 2009 ABCA Midwest Region Coach of the Year
- 2008 Atlantic 10 Coach of the Year
- Five NCAA Appearances (2009, 2014, 2016, 2017, 2019)
- Six 30-win seasons (2019, 2016, 2014, 2013, 2011, 2009)

## CHAMPIONSHIPS

- AAC Tournament Championship (2019)
- Three BIG EAST Tournament Championships (2014, 2016, 2017)
- BIG EAST Regular Season Championship (2016)
- Atlantic 10 Tournament Championship (2009)
- Atlantic 10 Regular Season Championship (2008)

## MILESTONE WINS

**FIRST WIN**.....@ ETSU, 10-5 (02/16/06)  
**100TH WIN**.....Saint Joseph's, 6-6 (05/01/09)  
**FIRST NCAA WIN**.....vs. Sam Houston St., 9-6 (05/30/09)  
**200TH WIN**.....@ UAB, 12-4 (02/24/13)  
**300TH WIN**.....Villanova, 1-0 (05/19/16)  
**400TH WIN**.....Oregon State, 7-6 (05/31/19)

## GOOGINS YEAR-BY-YEAR RECORD

YEAR	SCHOOL	OVERALL			CONFERENCE			FINISH	POSTSEASON
		W	L	PCT	W	L	PCT		
2006	Xavier	19	37	.339	9	18	.333	t-12th	
2007	Xavier	29	31	.483	17	10	.630	4th	
2008	Xavier	27	31	.466	19	8	.704	t-1st	
2009	Xavier	39	21	.650	18	9	.667	3rd	NCAA Regionals (1-2)
2010	Xavier	26	32	.448	18	9	.667	2nd	
2011	Xavier	30	27	.536	14	10	.583	4th	
2012	Xavier	28	28	.500	13	11	.542	7th	
2013	Xavier	32	26	.552	16	8	.667	4th	NCAA Regionals (1-2)
2014	Xavier	30	29	.508	8	10	.444	4th	
2015	Xavier	15	38	.283	3	15	.167	7th	NCAA Regionals (2-2)
2016	Xavier	32	30	.516	14	4	.778	1st	NCAA Regionals (2-2)
2017	Xavier	34	27	.557	10	6	.625	1st	
<b>XAVIER TOTALS</b>		<b>341</b>	<b>357</b>	<b>.489</b>	<b>159</b>	<b>118</b>	<b>.571</b>		<b>6-8 (.429)</b>
YEAR	SCHOOL	W	L	PCT	W	L	PCT	FINISH	POSTSEASON
2018	Cincinnati	28	28	.500	12	12	.500	6th	
2019	Cincinnati	31	31	.500	13	11	.542	2nd	NCAA Regionals (1-2)
2020	Cincinnati	7	8	.467	0	0	.000	n/a	
2021	Cincinnati	11	14	.440	0	4	.000		
<b>CINCINNATI TOTALS</b>		<b>77</b>	<b>81</b>	<b>.487</b>	<b>25</b>	<b>27</b>	<b>.480</b>		<b>1-2 (.333)</b>
<b>CAREER TOTALS</b>		<b>418</b>	<b>438</b>	<b>.488</b>	<b>184</b>	<b>145</b>	<b>.559</b>		<b>7-10 (.412)</b>



13

**JD HEILMANN**

PITCHING COACH / RECRUITING COORDINATOR

J.D. Heilmann began his third stint as an assistant coach at Cincinnati in 2017.

Heilmann is regarded as one of the top pitching coaches in college baseball and is known for his ability to develop and relate to pitchers.

He previously coached at UC from 2009-13, serving as the Bearcats pitching coach and recruiting coordinator and was responsible for bringing former All-American and current Chicago Cubs infielder Ian Happ to the Queen City.

Heilmann joined Head Coach Scott Googins' staff after working as the general manager of the Midland Baseball program, overseeing 18 amateur teams with ages ranging from 8-18. He also served as Prep Baseball Report's scouting supervisor (2016-17) and Scouting Director (2014-16) and was an associate scout for the Atlanta Braves (2015-17).

Under Heilmann's tutelage, seven Bearcats have gone on to pitch in professional baseball. Six were selected in the Major League Baseball Draft - right-handers Connor Walsh (2014), Zach Isler (2012), Christian McElroy (2012) and Dan Jensen (2011). Brian Garman (2010) and Kevin Johnson (2010) and Ryan Atkinson (2015) signed a free-agent contract with the Arizona Diamondbacks.

Prior to Cincinnati, Heilmann served as the pitching coach and recruiting coordinator at Xavier University for seven seasons and in 2009, he helped the Musketeers to a school record for wins en route to their first Atlantic-10 Tournament Championship and NCAA appearance.

Prior to coaching at Xavier, Heilmann briefly coached at Division II Northern Kentucky University and at local Division III power Mount St. Joseph. At both stops, Heilmann was in charge of the development of the pitching staff, as well as assisting in recruiting. While at Mount St. Joseph, Heilmann played a key role in the Lions' success, which included a Heartland Conference Championship in 2000 and a NCAA Regional runner-up finish in 2000.

In addition to his years on the collegiate level, Heilmann spent five summers as both an assistant and head coach in the nationally recognized Midland summer baseball organization. He helped guide his teams to success on the national level, evidenced by a fourth-place finish in 1999 and two second-place finishes in 1997 and 2002.

Heilmann played for the Bearcats in 1997 earned a communications degree while completing his eligibility at UC following a transfer from Ball State.

A 1993 Moeller High School graduate, Heilmann helped the Crusaders capture a State Baseball Championship, while earning All-City and All-League honors.

Heilmann and his wife Raegene have two children, Dax and Ryley.

9

**KYLE SPRAGUE**

HITTING COACH / INFELDERS

Kyle Sprague joined the University of Cincinnati baseball staff in the summer of 2017.

His work on offense came through the loudest during the team's historic 2019 season when the Bearcats' bats went on a torrential pace during the postseason. During the 4-0 AAC Tournament run, UC broke the tournament records for runs (51), RBI (47) and hits (60). Seven homeruns and four in the championship game were also AAC Tournament records. The 22-5 title win over UConn was the largest margin of victory ever in the tournament while they tied for the most number of hits in a game. Eleven different players got a hit during the 4-0 tournament week. All six all-tournament honorees were offensive players with slugger AJ Bumpass named tournament MVP.

During the pandemic-shortened 2020 season, UC ranked 12th in the nation in triples per game, 14th in doubles per game, 21st in on-base percentage, 30th in scoring and 31st in slugging percentage.

Sprague came to UC after two seasons on Head Coach Scott Googins' staff at Xavier University as the volunteer assistant coach. Sprague directed XU's camps, assisted in all facets of the program and coached first base during games.

During his two seasons at Xavier, the Musketeers won a BIG EAST Conference regular season championship (2016), two-straight league tournament championships (2016 & 17) and played in consecutive regional finals in the NCAA Championship (2016 & 17).

Sprague worked with hitters and infielders and assisted with outfielders at Xavier. The Musketeers set a school record with a .977 fielding percentage in 2017 after tying the previous record with a .974 mark in 2016.

Sprague has previous experience in the American Athletic Conference having served as a volunteer assistant coach at UCF from 2014-2015. UCF achieved a program-best No. 6 ranking during the 2015 campaign.

Before coming to Orlando, Sprague held the volunteer assistant position during the 2012-13 season at Gardner-Webb. While with the Runnin' Bulldogs, catcher John Harris was a Johnny Bench Award nominee and the team set a program best in fielding pct. at .969.

Sprague has extensive experience as a camp instructor, working at the Marc Wilkins Baseball Academy from 2007-12 and for Cal Ripken Baseball in 2009. He also has served as a camp instructor at Clemson, Vanderbilt, Tennessee, LSU and Mississippi State, among others.

The Mansfield, Ohio, native graduated from Malone (Ohio) University with degrees in business administration and sports management. He played collegiately at Malone and Tiffin University.

Sprague and his wife Erin live in Cincinnati.

27

**LEE SPONSELLER**

VOLUNTEER ASSISTANT / OUTFELDERS

Lee Sponseller rejoined the Cincinnati baseball staff in August 2020 as the volunteer assistant coach.

He will work with the outfielders as well as the hitters and perform other duties necessary for the advanced development of the student-athletes.

He also had a short stint as UC's volunteer director of player development.

Sponseller previously coached at Ohio Dominican, serving as the volunteer assistant coach, handling the team's hitting and outfielders as well as assisting with base running. He played at Ohio Dominican, finishing his career with a .367 batting average with 26 homeruns and 108 RBI.

From there, he spent one year as a graduate transfer at Coastal Carolina, hitting .290 during the season with six homeruns and 42 RBI, including three grand slams.

Sponseller earned a bachelor's degree in finance and economics from Ohio Dominican in May 2017 and graduated with an MBA from Coastal Carolina in August 2018. He currently resides in Mason, Ohio.

## 2021 STATISTICS

2021 RECORD: 11-14 (HOME: 7-2; ROAD: 4-12; NEUTRAL: 0-0)

DATE	OPPONENT	SCORE	INNS	OVERALL	AAC	PITCHER OF RECORD	ATTEND	TIME
02/19/21	@ 25 Clemson	L 0-5	9	0-1	-	Moore (L 0-1)	1280	3:06
02/20/21	@ 25 Clemson	L 2-5	9	0-2	-	McCarthy (L 0-1)	1280	2:46
02/21/21	@ 25 Clemson	L 7-8	(10)	0-3	-	Moore (L 0-2)	1280	3:31
02/26/21	@ Western Kentucky	L 4-5	(12)	0-4	-	Segal (L 0-1)	92	3:59
02/27/21	@ Western Kentucky	L 4-5	9	0-5	-	Batcho (L 0-1)	114	2:45
02/27/21	@ Western Kentucky	W 11-3	9	1-5	-	Schoenle (W 1-0)	132	3:22
03/04/21	@ UNC Wilmington	L 10-14	9	1-6	-	Batcho (L 0-2)	492	3:05
03/05/21	@ UNC Wilmington	W 7-4	9	2-6	-	Shawver (W 1-0)	492	2:29
03/06/21	@ UNC Wilmington	W 5-4	9	3-6	-	Moore (W 1-2)	492	2:49
03/07/21	@ UNC Wilmington	L 8-9	9	3-7	-	Segal (L 0-2)	492	3:43
03/12/21	<b>WESTERN MICHIGAN</b>	W 5-1	9	4-7	-	Shawver (W 2-0)	365	2:43
03/13/21	<b>WESTERN MICHIGAN</b>	W 7-5	9	5-7	-	Bradbury (W 1-0)	356	2:55
03/14/21	<b>WESTERN MICHIGAN</b>	W 5-4	9	6-7	-	Wade (W 1-0)	307	2:53
03/19/21	<b>XAVIER</b>	L 1-2	9	6-8	-	Shawver (L 2-1)	365	2:15
03/20/21	@ Xavier	W 22-7	9	7-8	-	Bradbury (W 2-0)	132	3:45
03/21/21	@ Xavier	L 8-16	9	7-9	-	Murphy (L 0-1)	132	4:03
03/22/21	<b>XAVIER</b>	W 7-2	9	8-9	-	Segal (W 1-2)	533	2:41
03/26/21	<b>SAINT LOUIS</b>	W 8-4	9	9-9	-	McCarthy (W 1-1)	300	2:50
03/27/21	<b>SAINT LOUIS</b>	W 8-5	9	10-9	-	Murphy (W 1-1)	807	3:25
03/28/21	<b>SAINT LOUIS</b>	L 6-21	9	10-10	-	Batcho (L 0-3)	228	3:45
03/30/21	5 <b>LOUISVILLE</b>	W 13-12	(10)	11-10	-	Keathley (W 1-0)	815	4:08
04/01/21	@ 11 ECU *	L 4-5	9	11-11	0-1	Linn (L 0-1)	1,163	2:46
04/02/21	@ 11 ECU *	L 0-7	9	11-12	0-2	McCarthy (L 1-2)	1,199	2:51
04/03/21	@ 11 ECU *	L 3-13	7	11-13	0-3	Bergmann (L 0-1)	1,251	3:04
04/03/21	@ 11 ECU *	L 0-2	7	11-14	0-4	Schoenle (L 1-1)	1,251	2:40
04/09/21	<b>UCF *</b>							
04/09/21	<b>UCF *</b>							
04/10/21	<b>UCF *</b>							
04/11/21	<b>UCF *</b>							
04/16/21	@ Memphis *							
04/16/21	@ Memphis *							
04/17/21	@ Memphis *							
04/18/21	@ Memphis *							
04/23/21	<b>WICHITA STATE *</b>							
04/23/21	<b>WICHITA STATE *</b>							
04/24/21	<b>WICHITA STATE *</b>							
04/25/21	<b>WICHITA STATE *</b>							
04/30/21	@ USF *							
04/30/21	@ USF *							
05/01/21	@ USF *							
05/02/21	@ USF *							
05/07/21	@ Houston *							
05/07/21	@ Houston *							
05/08/21	@ Houston *							
05/09/21	@ Houston *							
05/14/21	<b>EAST CAROLINA *</b>							
05/14/21	<b>EAST CAROLINA *</b>							
05/15/21	<b>EAST CAROLINA *</b>							
05/16/21	<b>EAST CAROLINA *</b>							
05/20/21	<b>TULANE *</b>							
05/20/21	<b>TULANE *</b>							
05/21/21	<b>TULANE *</b>							
05/22/21	<b>TULANE *</b>							

BATTING (SORTED BY BATTING AVERAGE)

#	PLAYER	AVG	GP	GS	AB	R	H	2B	3B	HR	RBI	TB	SLG%	BB	HBP	SO	GDP	OB%	SF	SH	SB	ATT	PO	A	E	FLD%
26	HOLEN, Tanner	.344	11	9	32	10	11	2	1	2	8	21	.656	3	2	4	1	.421	1	0	0	0	58	3	1	.984
32	KOMISTEK, Paul	.340	17	16	53	9	18	2	0	2	15	26	.491	8	1	22	1	.429	1	0	0	0	24	4	0	1.000
3	MERCER, Jace	.314	23	23	86	15	27	2	0	5	14	44	.512	10	4	25	1	.406	1	2	8	9	46	53	0	1.000
40	HARTING, Cole	.313	23	21	80	18	25	6	0	6	17	49	.613	9	0	25	1	.382	0	1	6	7	45	1	1	.979
14	STAPP, Wyatt	.306	25	24	98	12	30	6	0	2	20	42	.429	6	2	18	1	.352	2	1	4	5	15	9	0	1.000
8	MERRITT, Griffin	.288	23	22	80	20	23	5	2	2	11	38	.475	13	3	22	1	.402	1	0	2	3	60	2	1	.984
2	BELLINI, Joey	.265	24	24	98	13	26	2	1	0	11	30	.306	8	3	16	1	.336	1	0	3	4	20	29	3	.942
10	SANTIAGO, Eric	.250	24	23	96	17	24	7	0	4	11	43	.448	6	1	15	0	.301	0	0	4	5	17	47	7	.901
29	HANSEN, Jake	.229	16	9	35	4	8	4	0	0	9	12	.343	3	1	12	0	.300	1	1	2	4	18	17	2	.946
15	POWELL, Joe	.208	17	14	48	10	10	0	0	4	8	22	.458	7	0	20	0	.304	1	0	2	2	116	13	2	.985
21	MURRAY, Jake	.206	21	17	68	12	14	0	2	2	6	24	.353	6	1	27	0	.280	0	2	5	6	37	2	1	.975
44	NICHOLSON, Ryan	.191	23	19	68	11	13	0	0	2	9	19	.279	13	0	16	0	.306	4	0	0	0	143	11	2	.987
5	SCHELER, Cam	.071	8	4	14	2	1	1	0	0	1	2	.143	5	0	11	0	.316	0	0	0	0	45	3	1	.980
16	BREMNER, Dondrae	.000	4	0	4	0	0	0	0	0	0	0	.000	1	0	2	0	.200	0	0	0	0	0	1	0	1.000
38	HEGEMANN, Josh	.000	9	0	3	2	0	0	0	0	0	0	.000	0	0	0	0	.000	0	0	0	1	0	0	0	.000
24	MCLAUGHLIN, Sean	.000	1	0	2	0	0	0	0	0	0	0	.000	0	0	1	0	.000	0	0	0	0	0	0	0	.000
TOTALS		.266	25	25	865	155	230	37	6	31	140	372	.430	98	18	236	7	.348	13	7	36	46	652	227	22	.976
OPPONENTS		.267	25	25	817	168	218	50	4	26	158	354	.433	135	44	221	23	.394	12	10	19	26	664	218	29	.968

LOB - Team { 184}, Opp { 198}. DPs turned - Team {29}, Opp {9}. CI - Team {0}, Opp {2}. IBB - Team {2}, STAPP 1, MERCER 1, Opp {5}. Picked off - STAPP 2, MERCER 1.

PITCHING (SORTED BY EARNED RUN AVERAGE)

#	PLAYER	ERA	W	L	APP	GS	CG	SHO	CBO	SV	IP	H	R	ER	BB	SO	2B	3B	HR	AB	B/AVG	WP	HBP	BK	SFA	SHA
13	GUZMAN, Jose	0.00	0	0	1	0	0	0	0	0	2.0	0	0	0	2	4	0	0	0	5	.000	1	2	0	0	0
77	SHEA, Alex	0.00	0	0	2	0	0	0	0	0	1.1	1	0	0	2	1	0	0	0	5	.200	1	1	0	0	0
17	MURRAY, Nick	0.00	0	0	1	0	0	0	0	0	1.0	0	0	0	1	1	0	0	0	3	.000	1	0	0	0	0
20	MURPHY, Jackson	0.68	1	1	10	0	0	0	0	0	13.1	13	8	1	11	12	2	0	0	47	.277	1	3	0	0	0
6	SHAWVER, Evan	1.74	2	1	6	6	0	0	0	0	31.0	24	8	6	11	34	5	0	2	110	.218	2	2	0	0	0
39	KEATHLEY, Beau	3.72	1	0	10	0	0	0	0	1	9.2	7	6	4	10	11	1	0	1	34	.206	2	3	0	1	0
43	SEGAL, Zach	4.09	1	2	10	1	0	0	0	2	22.0	23	10	10	8	18	4	0	1	81	.284	2	2	0	0	5
11	SCHOENLE, Garrett	6.12	1	1	7	7	0	0	0	0	32.1	38	24	22	8	45	11	0	7	131	.290	2	6	0	2	1
46	MCCARTHY, Dean	6.14	1	2	7	7	0	0	0	0	36.2	37	28	25	23	33	8	0	4	141	.262	0	3	2	2	3
41	BRADBURY, Aiden	8.38	2	0	8	0	0	0	0	0	9.2	7	9	9	6	8	1	1	1	35	.200	0	3	1	0	1
31	MOORE, Nathan	9.24	1	2	10	0	0	0	0	0	12.2	14	13	13	9	12	2	1	4	48	.292	2	3	0	2	0
18	BERGMANN, Max	9.98	0	1	10	0	0	0	0	1	15.1	19	17	17	10	11	5	1	2	60	.317	2	6	0	3	0
19	BATCHO, Drake	10.03	0	3	7	3	0	0	0	0	11.2	6	14	13	18	11	2	0	1	38	.158	4	4	0	0	0
25	WADE, Jalen	11.42	1	0	5	1	0	0	0	0	8.2	10	11	11	8	8	3	1	1	33	.303	0	2	0	0	0
0	KEMP, Evan	15.00	0	0	2	0	0	0	0	0	3.0	4	5	5	4	5	2	0	1	12	.333	0	1	0	0	0
42	LINN, Conner	16.88	0	1	3	0	0	0	0	0	5.1	14	10	10	1	3	4	0	1	27	.519	2	1	0	2	0
23	VORE, Ben	27.00	0	0	2	0	0	0	0	0	1.2	1	5	5	3	4	0	0	0	7	.143	0	2	0	0	0
TOTALS		6.25	11	14	25	25	0	0	0	4	217.1	218	168	151	135	221	50	4	26	817	.267	22	44	3	12	10
OPPONENTS		5.20	14	11	25	25	0	3	3	5	221.1	230	155	128	98	236	37	6	31	865	.266	24	18	2	13	7

PB - TEAM {5}, HOLEN 3, POWELL 1, SCHELER 1, OPP {8}. PICKOFFS - TEAM {3}, MCCARTHY 2, POWELL 1, OPP {3}. SBA/ATT - POWELL {8-13}, SCHELER {7-8}, WADE {6-6}, HOLEN {4-4}, MCCARTHY {2-4}, MOORE {3-3}, SHAWVER {1-3}, MURPHY {1-3}, SCHOENLE {1-2}, BATCHO {2-2}, BERGMANN {1-1}, BRADBURY {1-1}, SHEA {1-1}.

2021 STATISTICS

FIELDING (SORTED BY FIELDING PCT)

PLAYER	C	PO	A	E	FLD%	DPS	SBA	CSB	SBA%	PB	CI
3 MERCER, Jace	99	46	53	0	1.000	21	0	0	-	0	0
32 KOMISTEK, Paul	28	24	4	0	1.000	0	0	0	-	0	0
14 STAPP, Wyatt	24	15	9	0	1.000	1	0	0	-	0	0
46 MCCARTHY, Dean	10	0	10	0	1.000	0	2	2	.500	0	0
43 SEGAL, Zach	9	2	7	0	1.000	0	0	0	-	0	0
41 BRADBURY, Aiden	4	1	3	0	1.000	0	1	0	1.000	0	0
18 BERGMANN, Max	4	1	3	0	1.000	0	1	0	1.000	0	0
42 LINN, Conner	3	0	3	0	1.000	0	0	0	-	0	0
19 BATCHO, Drake	3	1	2	0	1.000	1	2	0	1.000	0	0
31 MOORE, Nathan	2	2	0	0	1.000	1	3	0	1.000	0	0
6 SHAWVER, Evan	2	0	2	0	1.000	0	1	2	.333	0	0
16 BREMNER, Dondrae	1	0	1	0	1.000	0	0	0	-	0	0
44 NICHOLSON, Ryan	156	143	11	2	.987	24	0	0	-	0	0
15 POWELL, Joe	131	116	13	2	.985	1	8	5	.615	1	0
8 MERRITT, Griffin	63	60	2	1	.984	3	0	0	-	0	0
26 HOLEN, Tanner	62	58	3	1	.984	0	4	0	1.000	3	0
5 SCHELER, Cam	49	45	3	1	.980	0	7	1	.875	1	0
40 HARTING, Cole	47	45	1	1	.979	0	0	0	-	0	0
21 MURRAY, Jake	40	37	2	1	.975	1	0	0	-	0	0
29 HANSEN, Jake	37	18	17	2	.946	8	0	0	-	0	0
2 BELLINI, Joey	52	20	29	3	.942	9	0	0	-	0	0
10 SANTIAGO, Eric	71	17	47	7	.901	5	0	0	-	0	0
11 SCHOENLE, Garrett	4	1	2	1	.750	0	1	1	.500	0	0
23 VORE, Ben	0	0	0	0	.000	0	0	0	-	0	0
77 SHEA, Alex	0	0	0	0	.000	0	1	0	1.000	0	0
24 MCLAUGHLIN, Sean	0	0	0	0	.000	0	0	0	-	0	0
17 MURRAY, Nick	0	0	0	0	.000	0	0	0	-	0	0
0 KEMP, Evan	0	0	0	0	.000	0	0	0	-	0	0
39 KEATHLEY, Beau	0	0	0	0	.000	0	0	0	-	0	0
38 HEGEMANN, Josh	0	0	0	0	.000	0	0	0	-	0	0
25 WADE, Jalen	0	0	0	0	.000	0	6	0	1.000	0	0
20 MURPHY, Jackson	0	0	0	0	.000	0	1	2	.333	0	0
13 GUZMAN, Jose	0	0	0	0	.000	0	0	0	-	0	0
TOTALS	901	652	227	22	.976	29	19	7	.731	5	0
OPPONENTS	911	664	218	29	.968	9	36	10	.783	8	2

MISCELLANEOUS STATS

MULTIPLE HIT GAMES	2	3	4	5+	Tot
14 STAPP, Wyatt	6	2	1	-	9
3 MERCER, Jace	7	2	-	-	9
10 SANTIAGO, Eric	7	1	-	-	8
32 KOMISTEK, Paul	5	-	1	-	6
8 MERRITT, Griffin	3	2	1	-	6
2 BELLINI, Joey	4	1	1	-	6
40 HARTING, Cole	4	-	-	1	5
44 NICHOLSON, Ryan	3	-	-	-	3
29 HANSEN, Jake	3	-	-	-	3
21 MURRAY, Jake	3	-	-	-	3
26 HOLEN, Tanner	1	1	-	-	2
15 POWELL, Joe	1	-	-	-	1
TEAM	47	9	4	1	61

MULTIPLE RBI GAMES	2	3	4	5+	Tot
14 STAPP, Wyatt	1	2	1	-	4
3 MERCER, Jace	2	1	1	-	4
8 MERRITT, Griffin	3	1	-	-	4
40 HARTING, Cole	2	-	-	1	3
26 HOLEN, Tanner	2	1	-	-	3
32 KOMISTEK, Paul	1	1	-	1	3
15 POWELL, Joe	1	1	-	-	2
29 HANSEN, Jake	1	1	-	-	2
44 NICHOLSON, Ryan	1	-	-	-	1
2 BELLINI, Joey	-	1	-	-	1
10 SANTIAGO, Eric	-	-	-	1	1
TEAM	14	9	2	3	28

HITTING STREAKS	LONGEST	CURRENT
26 HOLEN, Tanner	7	-
3 MERCER, Jace	7	7
40 HARTING, Cole	7	-
2 BELLINI, Joey	6	-
14 STAPP, Wyatt	6	-
8 MERRITT, Griffin	5	-
21 MURRAY, Jake	4	-
44 NICHOLSON, Ryan	4	2
29 HANSEN, Jake	4	-
15 POWELL, Joe	4	1
10 SANTIAGO, Eric	4	2
32 KOMISTEK, Paul	3	2
5 SCHELER, Cam	1	-

REACHED BASE STREAKS	LONGEST	CURRENT
32 KOMISTEK, Paul	13	2
14 STAPP, Wyatt	13	-
2 BELLINI, Joey	11	-
3 MERCER, Jace	10	10
40 HARTING, Cole	10	-
10 SANTIAGO, Eric	7	2
26 HOLEN, Tanner	7	-
44 NICHOLSON, Ryan	6	6
8 MERRITT, Griffin	6	-
15 POWELL, Joe	5	1
21 MURRAY, Jake	4	-
29 HANSEN, Jake	4	-
16 BREMNER, Dondrae	1	-
5 SCHELER, Cam	1	1



## TEAM GAME-BY-GAME STATISTICS

BATTING (ALL GAMES)

DATE	OPPONENT	AB	R	H	RBI	2B	3B	HR	TB	BB	IBB	SB	CS	HBP	SAC	SF	GDP	K	PO	A	E	LOB	AVG
02/19/21	at Clemson	29	0	2	0	0	0	0	2	1	0	0	0	0	0	0	0	15	24	13	1	3	.069
02/20/21	at Clemson	33	2	7	2	2	0	1	12	1	0	1	0	1	0	0	0	9	24	13	0	6	.145
02/21/21	at Clemson	39	7	10	6	0	0	0	10	5	0	1	1	0	0	0	1	8	27	11	1	7	.188
02/26/21	at WKU	43	4	10	3	1	1	1	16	3	0	0	1	0	1	1	0	15	34	8	1	8	.201
02/27/21	at WKU	33	4	5	3	3	0	0	8	1	0	1	0	0	0	1	0	8	26	6	0	4	.192
02/27/21	at WKU	39	11	14	7	3	2	0	21	7	0	1	1	0	0	0	0	12	27	3	0	8	.222
03/04/21	at UNCW	39	10	13	10	3	0	3	25	3	0	2	0	1	0	0	1	6	24	4	2	6	.239
03/05/21	at UNCW	33	7	6	7	1	0	3	16	6	0	2	1	0	0	0	0	12	27	8	1	5	.233
03/06/21	at UNCW	37	5	10	5	2	0	1	15	1	0	1	0	0	0	1	0	12	27	10	2	7	.237
03/07/21	at UNCW	35	8	11	9	2	0	3	22	8	1	1	2	0	0	1	1	8	25	10	3	9	.244
03/12/21	WMU	30	5	11	4	2	0	1	16	3	0	2	1	0	1	1	1	5	27	10	0	6	.254
03/13/21	WMU	32	7	10	7	2	1	2	20	4	0	1	1	2	0	2	0	5	27	13	0	9	.258
03/14/21	WMU	27	5	6	5	0	1	0	8	5	0	4	0	1	1	1	0	6	27	5	2	6	.256
03/19/21	XAVIER	29	1	3	1	0	0	1	6	1	0	0	0	0	1	0	0	10	27	11	1	3	.247
03/20/21	at Xavier	46	22	20	21	1	0	5	36	11	0	0	0	1	0	1	0	6	27	8	1	10	.263
03/21/21	at Xavier	35	8	8	5	2	0	1	13	11	0	5	0	2	1	0	0	11	24	12	3	14	.261
03/22/21	XAVIER	33	7	9	6	2	1	1	16	4	1	2	0	2	0	1	0	7	27	13	0	9	.262
03/26/21	SAINT LOUIS	33	8	12	6	4	0	0	16	4	0	5	0	2	0	2	1	7	27	10	0	9	.267
03/27/21	SAINT LOUIS	36	8	15	8	1	0	4	28	2	0	1	2	0	0	0	1	7	27	8	1	6	.275
03/28/21	SAINT LOUIS	33	6	7	5	2	0	0	9	2	0	1	0	3	1	1	0	11	27	6	0	7	.272
03/30/21	LOUISVILLE	43	13	14	13	1	0	4	27	6	0	1	0	1	0	0	0	10	30	11	0	10	.275
04/01/21	at ECU	34	4	8	4	1	0	0	9	1	0	2	0	0	1	0	0	12	24	11	1	5	.274
04/02/21	at ECU	32	0	4	0	0	0	0	4	3	0	0	0	1	0	0	0	16	24	10	2	9	.268
04/03/21	at ECU	30	3	9	3	2	0	0	11	4	0	2	0	1	0	0	0	7	18	6	0	12	.269
04/03/21	at ECU	32	0	6	0	0	0	0	6	1	0	0	0	0	0	0	1	11	24	7	0	6	.266
<b>TOTALS</b>		<b>865</b>	<b>155</b>	<b>230</b>	<b>140</b>	<b>37</b>	<b>6</b>	<b>31</b>	<b>372</b>	<b>98</b>	<b>2</b>	<b>36</b>	<b>10</b>	<b>18</b>	<b>7</b>	<b>13</b>	<b>7</b>	<b>236</b>	<b>652</b>	<b>227</b>	<b>22</b>	<b>184</b>	<b>.266</b>

PITCHING (ALL GAMES)

DATE	OPPONENT	IP	H	R	ER	BB	SO	2B	3B	HR	WP	BK	HBP	DP	IBB	SCORE	W	L	SV	ERA
02/19/21	at Clemson	8.0	10	5	5	6	6	2	0	1	1	0	2	2	0	0-5	0	1	0	5.62
02/20/21	at Clemson	8.0	6	5	5	6	2	1	0	0	0	0	0	2	0	2-5	0	2	0	5.62
02/21/21	at Clemson	9.0	11	8	8	1	7	1	0	3	1	0	2	1	0	7-8	0	3	0	6.48
02/26/21	at WKU	11.1	5	5	4	11	14	1	0	0	1	0	5	1	2	4-5	0	4	0	5.45
02/27/21	at WKU	8.2	7	5	5	6	7	2	0	1	1	0	1	0	1	4-5	0	5	0	5.40
02/27/21	at WKU	9.0	8	3	3	4	15	4	0	1	1	0	3	2	0	11-3	1	5	0	5.00
03/04/21	at UNCW	8.0	12	14	13	6	9	2	0	3	3	0	1	0	0	10-14	1	6	0	6.24
03/05/21	at UNCW	9.0	7	4	3	2	9	1	0	1	0	0	0	1	0	7-4	2	6	1	5.83
03/06/21	at UNCW	9.0	7	4	3	3	9	1	0	0	0	2	1	2	0	5-4	3	6	2	5.51
03/07/21	at UNCW	8.1	6	9	6	9	11	1	0	2	0	0	2	3	1	8-9	3	7	2	5.60
03/12/21	WMU	9.0	8	1	1	0	9	4	0	0	0	0	0	0	0	5-1	4	7	2	5.18
03/13/21	WMU	9.0	5	5	5	8	8	1	1	1	0	0	3	1	0	7-5	5	7	3	5.16
03/14/21	WMU	9.0	6	4	3	4	14	4	0	1	1	0	2	1	0	5-4	6	7	4	4.99
03/19/21	XAVIER	9.0	7	2	1	3	5	0	0	1	0	0	1	2	0	1-2	6	8	4	4.71
03/20/21	at Xavier	9.0	10	7	6	5	12	3	0	1	0	0	0	1	0	22-7	7	8	4	4.79
03/21/21	at Xavier	8.0	12	16	11	8	8	2	0	4	3	0	2	0	1	8-16	7	9	4	5.22
03/22/21	XAVIER	9.0	4	2	2	4	9	1	0	0	1	0	1	1	0	7-2	8	9	4	5.03
03/26/21	SAINT LOUIS	9.0	9	4	4	4	8	1	1	3	0	0	0	1	0	8-4	9	9	4	4.97
03/27/21	SAINT LOUIS	9.0	10	5	4	8	10	2	0	0	1	0	1	0	0	8-5	10	9	4	4.92
03/28/21	SAINT LOUIS	9.0	17	21	21	11	12	3	0	0	3	0	9	1	0	6-21	10	10	4	5.73
03/30/21	LOUISVILLE	10.0	15	12	12	7	7	6	1	1	1	0	6	1	0	13-12	11	10	4	6.01
04/01/21	at ECU	8.0	11	5	5	4	6	2	0	1	2	0	0	2	0	4-5	11	11	4	5.99
04/02/21	at ECU	8.0	7	7	6	5	7	1	0	0	1	0	1	1	0	0-7	11	12	4	6.02
04/03/21	at ECU	6.0	7	13	13	9	7	2	1	1	1	1	1	2	0	3-13	11	13	4	6.41
04/03/21	at ECU	8.0	11	2	2	1	10	2	0	0	0	0	0	1	0	0-2	11	14	4	6.25
<b>TOTALS</b>		<b>217.1</b>	<b>218</b>	<b>168</b>	<b>151</b>	<b>135</b>	<b>221</b>	<b>50</b>	<b>4</b>	<b>26</b>	<b>22</b>	<b>3</b>	<b>44</b>	<b>29</b>	<b>5</b>	<b>155-168</b>	<b>11</b>	<b>14</b>	<b>4</b>	<b>6.25</b>

\* = Conference game

## 2021 STATISTICS

## TEAM GAME HIGHS

## BATTING

At bats:	46	at Xavier (03/20/21)
Runs scored:	22	at Xavier (03/20/21)
Hits:	20	at Xavier (03/20/21)
RBI's:	21	at Xavier (03/20/21)
Doubles:	4	vs Saint Louis (03/26/21)
Triples:	2	at WKU (02/27/21)
Home runs:	5	at Xavier (03/20/21)
Total bases:	36	at Xavier (03/20/21)
Walks:	11	at Xavier (03/20/21)
	11	at Xavier (03/21/21)
Strikeouts:	16	at ECU (04/02/21)
Sac hits:	1	(7 games )
Sac flies:	2	vs WMU (03/13/21)
	2	vs Saint Louis (03/26/21)
Stolen bases:	5	at Xavier (03/21/21)
	5	vs Saint Louis (03/26/21)
Hit by pitch:	3	vs Saint Louis (03/28/21)
Caught stealing:	2	at UNCW (03/07/21)
	2	vs Saint Louis (03/27/21)
Runners LOB:	14	at Xavier (03/21/21)
Hit into DP:	1	(9 games )

## FIELDING

Putouts:	34	at WKU (02/26/21)
Assists:	13	(4 games )
Errors:	3	at UNCW (03/07/21)
	3	at Xavier (03/21/21)
Passed balls:	1	(5 games )
DPs turned:	3	at UNCW (03/07/21)

## PITCHING

Innings pitched:	11.1	at WKU (02/26/21)
Runs allowed:	21	vs Saint Louis (03/28/21)
Earned runs:	21	vs Saint Louis (03/28/21)
Walks allowed:	11	at WKU (02/26/21)
	11	vs Saint Louis (03/28/21)
Strikeouts:	15	at WKU (02/27/21)
Hits allowed:	17	vs Saint Louis (03/28/21)
Doubles allowed:	6	vs Louisville (03/30/21)
Triples allowed:	1	(4 games )
Homers allowed:	4	at Xavier (03/21/21)
Wild pitches:	3	at UNCW (03/04/21)
	3	at Xavier (03/21/21)
	3	vs Saint Louis (03/28/21)
Hit batters:	9	vs Saint Louis (03/28/21)

## INDIVIDUAL GAME HIGHS

## BATTING

At bats:	6	(7 games )
Runs scored:	4	HOLEN, Tanner at Xavier (03/20/21)
	4	HARTING, Cole at Xavier (03/20/21)
Hits:	6	HARTING, Cole at Xavier (03/20/21)
RBI's:	7	KOMISTEK, Paul at Xavier (03/20/21)
Doubles:	2	SANTIAGO, Eric at WKU (02/27/21)
	2	HANSEN, Jake vs Xavier (03/22/21)
Triples:	1	(6 games )
Home runs:	2	(4 games )
Total bases:	13	HARTING, Cole at Xavier (03/20/21)
Walks:	4	MERRITT, Griffin vs Louisville (03/30/21)
Strikeouts:	4	MURRAY, Jake at UNCW (03/06/21)
	4	MURRAY, Jake vs Xavier (03/19/21)
Sac hits:	1	(7 games )
Sac flies:	2	NICHOLSON, Ryan vs WMU (03/13/21)
Stolen bases:	2	(4 games )
Hit by pitch:	2	BELLINI, Joey vs Saint Louis (03/26/21)
Caught stealing:	1	(10 games )
Runners LOB:	6	MERRITT, Griffin at Xavier (03/21/21)
	6	BELLINI, Joey at ECU (04/03/21)
	6	POWELL, Joe at ECU (04/03/21)

## FIELDING

Putouts:	16	SCHELER, Cam at WKU (02/27/21)
Assists:	5	MERCER, Jace vs Xavier (03/22/21)
	5	MERCER, Jace vs Louisville (03/30/21)
Errors:	2	POWELL, Joe at UNCW (03/04/21)
	2	NICHOLSON, Ryan at UNCW (03/07/21)
	2	BELLINI, Joey at Xavier (03/21/21)
Passed balls:	1	(5 games )

## PITCHING

Innings pitched:	7.0	SHAWVER, Evan vs WMU (03/12/21)
	7.0	MCCARTHY, Dean vs Saint Louis (03/26/21)
Runs allowed:	8	BATCHO, Drake at UNCW (03/04/21)
Earned runs:	7	BATCHO, Drake at UNCW (03/04/21)
	7	WADE, Jalen vs Louisville (03/30/21)
Walks allowed:	6	MCCARTHY, Dean vs WMU (03/13/21)
Strikeouts:	11	SCHOENLE, Garrett at UNCW (03/07/21)
Hits allowed:	8	WADE, Jalen vs Louisville (03/30/21)
	8	SEGAL, Zach at ECU (04/01/21)
Doubles allowed:	3	SCHOENLE, Garrett at WKU (02/27/21)
	3	SHAWVER, Evan vs WMU (03/12/21)
Triples allowed:	1	(4 games )
Homers allowed:	3	SCHOENLE, Garrett at Clemson (02/21/21)
Wild pitches:	2	BERGMANN, Max at UNCW (03/04/21)
	2	KEATHLEY, Beau at Xavier (03/21/21)
Hit batters:	3	BERGMANN, Max vs Saint Louis (03/28/21)

## WIN-LOSS SUMMARY

Total.....	11-14
Conference.....	0-4
Non-Conf.....	11-10
Home.....	7-2
Away.....	4-12
Neutral.....	0-0
Day.....	10-14
Night.....	1-0
vs Left.....	1-5
vs Right.....	10-9
1-Run games.....	3-6
2-Run games.....	1-1
5+Run games.....	3-5
Extra innings.....	1-2
Shutouts.....	0-3
Scoring 0-2 runs.....	0-5
Scoring 3-5 runs.....	3-4
Scoring 6-9 runs.....	5-4
Scoring 10+ runs.....	3-1
Opponent 0-2 runs.....	2-2
Opponent 3-5 runs.....	7-5
Opponent 6-9 runs.....	1-3
Opponent 10+ runs.....	1-4
Scored in 1st inning.....	7-2
Scores first.....	7-6
Opp. scores first.....	4-8
After 6 leading.....	9-4
After 6 trailing.....	1-10
After 6 tied.....	1-0
After 7 leading.....	10-1
After 7 trailing.....	0-11
After 7 tied.....	1-1
After 8 leading.....	9-0
After 8 trailing.....	0-9
After 8 tied.....	2-4
Hit 0 home runs.....	3-8
Hit 1 home run.....	3-4
Hit 2+ home runs.....	5-2
Opponent 0 home runs.....	4-5
Opponent 1 home run.....	6-5
Opponent 2+ HRs.....	1-4
Made 0 errors.....	6-5
Made 1 error.....	3-5
Made 2+ errors.....	2-4
Opp. made 0 errors.....	1-5
Opp. made 1 error.....	5-7
Opp. made 2+ errors.....	5-2
Out-hit opponent.....	8-5
Out-hit by opponent.....	2-9
Hits are tied.....	1-0

2021 CINCINNATI BASEBALL

CAREER STATS - BATTING

#2	JOEY BELLINI										INF		6-2		190		R/R		GR.		WINTER PARK, FLA.						
YEAR	AVG	GP	GS	AB	R	H	2B	3B	HR	RBI	TB	SLG%	BB	HBP	SO	GDP	OB%	SF	SH	SB	ATT	PO	A	E	FLD%		
2019	.289	55	53	218	34	63	15	0	2	27	84	.385	20	8	34	8	.367	2	3	2	2	76	114	8	.960		
2020	.429	8	8	28	3	12	4	0	0	8	16	.571	5	2	6	0	.528	1	0	0	2	5	4	3	.750		
2021	.265	24	24	98	13	26	2	1	0	11	30	.306	8	3	16	1	.336	1	0	3	4	20	29	3	.942		
TOTAL	.294	87	85	344	50	101	21	1	2	46	130	.378	33	13	56	9	.373	4	3	5	8	101	147	14	.947		

#16	DONDRAE BREMNER								INF		6-2		195		L/R		R-JR.		TORONTO, ONTARIO, CANADA							
YEAR	AVG	GP	GS	AB	R	H	2B	3B	HR	RBI	TB	SLG%	BB	HBP	SO	GDP	OB%	SF	SH	SB	ATT	PO	A	E	FLD%	
2018	.167	30	24	84	17	14	4	0	0	6	18	.214	16	1	36	0	.301	2	1	1	1	50	15	2	.970	
2019	.244	14	13	45	4	11	3	3	1	6	23	.511	1	1	14	0	.277	0	0	2	2	17	27	3	.936	
2020	.158	9	5	19	6	3	1	1	1	3	9	.474	3	3	9	0	.360	0	0	0	0	26	7	1	.971	
2021	.000	4	0	4	0	0	0	0	0	0	0	.000	1	0	2	0	.200	0	0	0	0	0	1	0	1.000	
TOTAL	.184	57	42	152	27	28	8	4	2	15	50	.329	21	5	61	0	.300	2	1	3	3	93	50	6	.960	

#29	JAKE HANSEN								INF		6-1		175		L/R		SR.		WESTCHESTER, ILL.							
YEAR	AVG	GP	GS	AB	R	H	2B	3B	HR	RBI	TB	SLG%	BB	HBP	SO	GDP	OB%	SF	SH	SB	ATT	PO	A	E	FLD%	
2020	.278	8	5	18	3	5	1	1	1	8	11	.611	4	0	5	1	.409	0	0	1	1	6	8	1	.933	
2021	.229	16	9	35	4	8	4	0	0	9	12	.343	3	1	12	0	.300	1	1	2	4	18	17	2	.946	
TOTAL	.245	24	14	53	7	13	5	1	1	17	23	.434	7	1	17	1	.339	1	1	3	5	24	25	3	.942	

#40	COLE HARTING								OF		5-11		205		R/R		FR.		WEST CHESTER, OHIO						
YEAR	AVG	GP	GS	AB	R	H	2B	3B	HR	RBI	TB	SLG%	BB	HBP	SO	GDP	OB%	SF	SH	SB	ATT	PO	A	E	FLD%
2021	.313	23	21	80	18	25	6	0	6	17	49	.613	9	0	25	1	.382	0	1	6	7	45	1	1	.979
TOTAL	.313	23	21	80	18	25	6	0	6	17	49	.613	9	0	25	1	.382	0	1	6	7	45	1	1	.979

#38	JOSH HEGEMANN								OF		6-0		160		L/L		FR.		LIBERTY TOWNSHIP, OHIO						
YEAR	AVG	GP	GS	AB	R	H	2B	3B	HR	RBI	TB	SLG%	BB	HBP	SO	GDP	OB%	SF	SH	SB	ATT	PO	A	E	FLD%
2021	.000	9	0	3	2	0	0	0	0	0	0	.000	0	0	0	0	.000	0	0	0	1	0	0	0	.000
TOTAL	.000	9	0	3	2	0	0	0	0	0	0	.000	0	0	0	0	.000	0	0	0	1	0	0	0	.000

#26	TANNER HOLEN								C		6-0		190		R/R		GR.		MANHATTAN, KAN.							
YEAR	AVG	GP	GS	AB	R	H	2B	3B	HR	RBI	TB	SLG%	BB	HBP	SO	GDP	OB%	SF	SH	SB	ATT	PO	A	E	FLD%	
2019 *	.000	5	1	6	0	0	0	0	0	0	0	.000	0	0	5	1	.000	0	0	0	0	12	1	0	1.000	
2020 *	.286	8	5	14	2	4	0	0	0	3	4	.286	0	1	1	1	.313	1	0	0	0	46	5	1	.981	
2021	.344	11	9	32	10	11	2	1	2	8	21	.656	3	2	4	1	.421	1	0	0	0	58	3	1	.984	
TOTAL	.288	24	15	52	12	15	2	1	2	11	25	.481	3	2	14	3	.345	1	0	0	0	82	5	3	.967	

\* - SET WHILE PLAYING AT KENTUCKY

#32	PAUL KOMISTEK										OF		6-2		200		R/R		JR.		KNOXVILLE, TENN.						
YEAR	AVG	GP	GS	AB	R	H	2B	3B	HR	RBI	TB	SLG%	BB	HBP	SO	GDP	OB%	SF	SH	SB	ATT	PO	A	E	FLD%		
2020	.277	14	13	47	13	13	2	0	3	4	24	.511	6	2	12	1	.382	0	0	2	3	17	1	2	.900		
2021	.340	17	16	53	9	18	2	0	2	15	26	.491	8	1	22	1	.429	1	0	0	0	24	4	0	1.000		
TOTAL	.310	31	29	100	22	31	4	0	5	19	50	.500	14	3	34	2	.407	1	0	2	3	41	5	2	.958		

#24	SEAN MCLAUGHLIN										INF		6-1		220		R/R		JR.		HENDERSONVILLE, TENN.							
YEAR	AVG	GP	GS	AB	R	H	2B	3B	HR	RBI	TB	SLG%	BB	HBP	SO	GDP	OB%	SF	SH	SB	ATT	PO	A	E	FLD%			
2019	.053	10	3	19	2	1	1	0	0	2	2	.105	1	0	9	0	.100	0	0	0	0	1	1	0	1.000			
2021	.000	1	0	2	0	0	0	0	0	0	0	.000	0	0	1	0	.000	0	0	0	0	0	0	0	.000			
TOTAL	.048	11	3	21	2	1	1	0	0	2	2	.095	1	0	10	0	.091	0	0	0	0	1	1	0	1.000			

#3	JACE MERCER								INF		5-10		185		B/R		GR.		JOHNS CREEK, GA.							
YEAR	AVG	GP	GS	AB	R	H	2B	3B	HR	RBI	TB	SLG%	BB	HBP	SO	GDP	OB%	SF	SH	SB	ATT	PO	A	E	FLD%	
2017	.273	52	46	176	28	48	8	2	1	29	63	.358	13	8	23	1	.345	3	5	10	12	43	36	1	.988	
2018	.049	24	12	41	6	2	0	0	0	2	2	.049	6	3	16	3	.212	2	2	2	3	16	15	3	.912	
2019	.285	56	56	214	43	61	13	1	3	26	85	.397	34	10	57	1	.407	0	2	20	28	105	118	6	.974	
2020	.288	15	15	52	18	15	4	1	1	10	24	.462	15	1	6	0	.456	0	0	7	8	16	37	1	.981	
2021	.314	23	23	86	15	27	2	0	5	14	44	.512	10	4	25	1	.406	1	2	8	9	46	53	0	1.000	
TOTAL	.269	170	152	569	110	153	27	4	10	81	218	.383	78	26	127	6	.378	6	11	47	60	226	259	11	.978	

#8	GRIFFIN MERRITT										INF		6-2		205		R/R		JR.		CINCINNATI, OHIO						
YEAR	AVG	GP	GS	AB	R	H	2B	3B	HR	RBI	TB	SLG%	BB	HBP	SO	GDP	OB%	SF	SH	SB	ATT	PO	A	E	FLD%		
2019	.210	37	26	100	11	21	3	0	2	12	30	.300	9	2	33	2	.278	4	1	1	1	186	11	0	1.000		
2020	.333	13	12	42	14	14	3	1	3	11	28	.667	8	2	12	1	.462	0	0	0	0	85	3	1	.989		
2021	.288	23	22	80	20	23	5	2	2	11	38	.475	13	3	22	1	.402	1	0	2	3	60	2	1	.984		
TOTAL	.261	73	60	222	45	58	11	3	7	34	96	.432	30	7	67	4	.360	5	1	3	4	331	16	2	.994		

#21	JAKE MURRAY								OF		5-10		190		L/R		GR.		CINCINNATI, OHIO							
YEAR	AVG	GP	GS	AB	R	H	2B	3B	HR	RBI	TB	SLG%	BB	HBP	SO	GDP	OB%	SF	SH	SB	ATT	PO	A	E	FLD%	
2019 *	.256	27	25	90	15	23	4	2	3	13	40	.444	11	2	28	1	.350	0	1	3	5	52	1	3	.946	
2020 *	.310	17	17	71	11	22	5	0	2	7	33	.465	7	0	15	0	.367	1	0	4	9	51	2	1	.981	
2021	.206	21	17	68	12	14	0	2	2	6	24	.353	6	1	27	0	.280	0	2	5	6	37	2	1	.975	
TOTAL	.258	65	59	229	38	59	9	4	7	26	97	.424	24	3	70	1	.335	1	3	12	23	140	5	5	.967	

\* - SET WHILE PLAYING AT NORTHERN KENTUCKY

#44	RYAN NICHOLSON								INF		6-3		215		L/L		SO.				LOUISVILLE, KY.							
YEAR	AVG	GP	GS	AB	R	H	2B	3B	HR	RBI	TB	SLG%	BB	HBP	SO	GDP	OB%	SF	SH	SB	ATT	PO	A	E	FLD%			
2020	.400	9	2	15	3	6	1	0	0	2	7	.467	2	0	5	1	.471	0	0	0	0	12	0	0	1.000			
2021	.191	23	19	68	11	13	0	0	2	9	19	.279	13	0	16	0	.306	4	0	0	0	143	11	2	.987			
TOTAL	.229	32	21	83	14	19	1	0	2	11	26	.313	15	0	21	1	.333	4	0	0	0	155	11	2	.988			

#15	JOE POWELL								C		5-10		160		R/R		SO.		MASON, OHIO							
YEAR	AVG	GP	GS	AB	R	H	2B	3B	HR	RBI	TB	SLG%	BB	HBP	SO	GDP	OB%	SF	SH	SB	ATT	PO	A	E	FLD%	
2020	.235	10	9	34	6	8	2	1	0	9	12	.353	2	1	8	1	.289	1	0	0	1	84	7	2	.978	
2021	.208	17	14	48	10	10	0	0	4	8	22	.458	7	0	20	0	.304	1	0	2	2	116	13	2	.985	
TOTAL	.220	27	23	82	16	18	2	1	4	17	34	.415	9	1	28	1	.298	2	0	2	3	200	20	4	.982	

#10	ERIC SANTIAGO								INF		6-1		190		R/R		GR.		BETHLEHEM, PA.							
YEAR	AVG	GP	GS	AB	R	H	2B	3B	HR	RBI	TB	SLG%	BB	HBP	SO	GDP	OB%	SF	SH	SB	ATT	PO	A	E	FLD%	
2017	.234	50	46	167	26	39	5	2	1	28	51	.305	15	3	30	4	.308	0	7	5	6	90	79	3	.983	
2018	.275	47	44	149	21	41	6	2	3	24	60	.403	11	3	34	2	.335	1	5	5	7	241	19	4	.985	
2019	.256	61	60	227	31	58	14	2	0	24	76	.335	27	3	47	4	.337	4	2	11	12	81	90	1	.994	
2020	.314	15	15	51	7	16	3	0	1	9	22	.431	7	2	11	1	.410	1	0	2	4	11	28	2	.951	
2021	.250	24	23	96	17	24	7	0	4	11	43	.448	6	1	15	0	.301	0	0	4	5	17	47	7	.901	
TOTAL	.258	197	188	690	102	178	35	6	9	96	252	.365	66	12	137	11	.331	6	14	27	34	440	263	17	.976	

#5	CAM SCHELER										C		6-1		205		R/R		SO.		LOUISVILLE, KY.							
YEAR	AVG	GP	GS	AB	R	H	2B	3B	HR	RBI	TB	SLG%	BB	HBP	SO	GDP	OB%	SF	SH	SB	ATT	PO	A	E	FLD%			
2020	.143	8	3	14	1	2	0	0	0	1	2	.143	2	0	7	0	.250	0	0	0	0	27	4	1	.969			
2021	.071	8	4	14	2	1	1	0	0	1	2	.143	5	0	11	0	.316	0	0	0	0	45	3	1	.980			
TOTAL	.107	16	7	28	3	3	1	0	0	2	4	.143	7	0	18	0	.286	0	0	0	0	72	7	2	.975			

#14	WYATT STAPP								INF		6-1		205		L/R		SR.		KELLER, TEXAS							
YEAR	AVG	GP	GS	AB	R	H	2B	3B	HR	RBI	TB	SLG%	BB	HBP	SO	GDP	OB%	SF	SH	SB	ATT	PO	A	E	FLD%	
2018 *	.256	30	27	86	9	22	5	0	0	11	27	.314	18	1	23	2	.390	0	2	0	1	17	42	2	.967	
2019	.294	60	59	235	35	69	8	1	3	35	88	.374	22	4	31	6	.360	3	0	1	2	14	14	1	.966	
2020	.283	13	13	46	8	13	2	0	0	11	15	.326	6	2	8	3	.382	1	0	2	2	0	0	0	.000	
2021	.306	25	24	98	12	30	6	0	2	20	42	.429	6	2	18	1	.352	2	1	4	5	15	9	0	1.000	
TOTAL	.288	128	123	465	64	134	21	1	5	77	172	.370	52	9	80	12	.367	6	3	7	10	46	65	3	.974	

\* - SET WHILE PLAYING AT TENNESSEE



## CAREER STATS - PITCHING

#19	DRAKE BATCHO								LHP		6-4		215		L/L		JR.		WARREN, OHIO							
YEAR	ERA	W	L	APP	GS	CG	SHO	CBO	SV	IP	H	R	ER	BB	SO	2B	3B	HR	BF	B/AVG	WP	HBP	BK	SFA	SHA	
2019	9.27	2	4	14	6	0	0	0	0	33.0	40	38	34	39	29	11	3	5	177	.305	9	6	1	1	0	
2020	2.16	1	1	4	4	0	0	0	0	16.2	9	7	4	16	24	1	0	1	76	.153	7	0	0	0	1	
2021	10.03	0	3	7	3	0	0	0	0	11.2	6	14	13	18	11	2	0	1	60	.158	4	4	0	0	0	
TOTAL	7.48	3	8	25	13	0	0	0	0	61.1	55	59	51	73	64	14	3	7	313	.241	20	10	1	1	1	

#18	MAX BERGMANN								RHP		6-3		195		R/R		FR.		GEORGETOWN, IND.							
YEAR	ERA	W	L	APP	GS	CG	SHO	CBO	SV	IP	H	R	ER	BB	SO	2B	3B	HR	BF	B/AVG	WP	HBP	BK	SFA	SHA	
2021	9.98	0	1	10	0	0	0	0	1	15.1	19	17	17	10	11	5	1	2	79	.317	2	6	0	3	0	
TOTAL	9.98	0	1	10	0	0	0	0	1	15.1	19	17	17	10	11	5	1	2	79	.317	2	6	0	3	0	

#41	AIDEN BRADBURY								RHP		6-4		195		R/R		FR.		CARMEL, IND.						
YEAR	ERA	W	L	APP	GS	CG	SHO	CBO	SV	IP	H	R	ER	BB	SO	2B	3B	HR	BF	B/AVG	WP	HBP	BK	SFA	SHA
2021	8.38	2	0	8	0	0	0	0	0	9.2	7	9	9	6	8	1	1	1	45	.200	0	3	1	0	1
TOTAL	8.38	2	0	8	0	0	0	0	0	9.2	7	9	9	6	8	1	1	1	45	.200	0	3	1	0	1

#33	WYATT GEESAMAN								RHP		6-5		210		R/R		SO.		REDKEY, IND.							
YEAR	ERA	W	L	APP	GS	CG	SHO	CBO	SV	IP	H	R	ER	BB	SO	2B	3B	HR	BF	B/AVG	WP	HBP	BK	SFA	SHA	
2020	27.00	0	0	2	0	0	0	0	0	1.0	3	3	3	2	1	2	0	0	9	.600	0	1	0	1	0	
TOTAL	27.00	0	0	2	0	0	0	0	0	1.0	3	3	3	2	1	2	0	0	9	.600	0	1	0	1	0	

#13	JOSE GUZMAN								RHP		6-4		205		R/R		FR.		INDIANAPOLIS, IND.							
YEAR	ERA	W	L	APP	GS	CG	SHO	CBO	SV	IP	H	R	ER	BB	SO	2B	3B	HR	BF	B/AVG	WP	HBP	BK	SFA	SHA	
2021	0.00	0	0	1	0	0	0	0	0	2.0	0	0	0	2	4	0	0	0	9	.000	1	2	0	0	0	
TOTAL	0.00	0	0	1	0	0	0	0	0	2.0	0	0	0	2	4	0	0	0	9	.000	1	2	0	0	0	

#39	BEAU KEATHLEY								RHP		6-1		165		R/R		JR.		TAYLOR, MICH.							
YEAR	ERA	W	L	APP	GS	CG	SHO	CBO	SV	IP	H	R	ER	BB	SO	2B	3B	HR	BF	B/AVG	WP	HBP	BK	SFA	SHA	
2018 *	7.99	1	3	14	4	0	0	0	2	23.2	26	24	21	19	20	5	1	1	127	.274	8	12	0	0	1	
2019 *	3.77	3	7	14	12	1	1	0	0	71.2	47	38	30	42	83	7	1	4	320	.189	3	22	6	0	6	
2020 *	8.68	0	2	4	4	0	0	0	0	18.2	25	19	18	12	23	5	1	2	96	.321	1	6	0	0	0	
2021	3.72	1	0	10	0	0	0	0	1	9.2	7	6	4	10	11	1	0	1	48	.206	2	3	0	1	0	
TOTAL	5.31	5	12	42	20	1	0	0	3	123.2	105	87	73	83	136	18	3	8	591	.230	14	43	6	1	7	

\* - SET WHILE PLAYING AT OAKLAND UNIVERSITY

#0	EVAN KEMP								LHP		6-4		195		L/L		SO.		MASON, OHIO						
YEAR	ERA	W	L	APP	GS	CG	SHO	CBO	SV	IP	H	R	ER	BB	SO	2B	3B	HR	BF	B/AVG	WP	HBP	BK	SFA	SHA
2020	4.50	0	0	5	0	0	0	0	0	6.0	4	3	3	3	9	1	0	2	27	.200	0	4	0	0	0
2021	15.00	0	0	2	0	0	0	0	0	3.0	4	5	5	4	5	2	0	1	17	.333	0	1	0	0	0
TOTAL	8.00	0	0	7	0	0	0	0	0	9.0	8	8	8	7	14	3	0	3	44	.250	0	5	0	0	0

#42	CONNER LINN								LHP		6-3		200		L/L		FR.		KOKOMO, IND.						
YEAR	ERA	W	L	APP	GS	CG	SHO	CBO	SV	IP	H	R	ER	BB	SO	2B	3B	HR	BF	B/AVG	WP	HBP	BK	SFA	SHA
2021	16.88	0	1	3	0	0	0	0	0	5.1	14	10	10	1	3	4	0	1	31	.519	2	1	0	2	0
TOTAL	16.88	0	1	3	0	0	0	0	0	5.1	14	10	10	1	3	4	0	1	31	.519	2	1	0	2	0

#46	DEAN MCCARTHY								LHP		5-11		195		L/L		GR.		WHITE PLAINS, N.Y.							
YEAR	ERA	W	L	APP	GS	CG	SHO	CBO	SV	IP	H	R	ER	BB	SO	2B	3B	HR	BF	B/AVG	WP	HBP	BK	SFA	SHA	
2017 *	7.36	0	0	5	0	0	0	0	0	3.2	2	3	3	6	4	0	0	1	19	.154	0	0	0	0	0	
2018 *	6.59	1	1	13	1	0	0	0	0	13.2	13	10	10	16	13	1	0	0	70	.250	4	1	0	0	1	
2019 *	3.70	2	3	28	1	0	0	0	0	41.1	36	23	17	25	49	6	0	1	191	.235	4	8	2	2	3	
2020 *	3.92	2	2	4	4	0	0	0	0	20.2	25	10	9	5	25	5	0	0	94	.291	2	1	1	1	1	
2021	6.14	1	2	7	7	0	0	0	0	36.2	37	28	25	23	33	8	0	4	172	.262	0	3	2	2	3	
TOTAL	4.97	6	8	52	13	0	0	0	0	116.0	113	74	64	75	124	20	0	6	546	.255	10	13	5	5	8	

\* - SET WHILE PLAYING AT ELON UNIVERSITY

## 2021 CINCINNATI BASEBALL

## CAREER STATS - PITCHING

#35	JACOB MEYER										RHP		6-0		175		R/R		SR.		SPENCERVILLE, OHIO							
YEAR	ERA	W	L	APP	GS	CG	SHO	CBO	SV	IP	H	R	ER	BB	SO	2B	3B	HR	BF	B/AVG	WP	HBP	BK	SFA	SHA			
2019	27.00	0	1	3	0	0	0	0	0	2.1	4	7	5	3	0	0	1	0	18	.364	1	2	0	0	0			
TOTAL	27.00	0	1	3	0	0	0	0	0	2.1	4	7	7	5	3	0	1	0	18	.364	1	2	0	0	0			
TOTAL	27.00	0	1	3	0	0	0	0	0	2.1	4	7	7	5	3	0	1	0	18	.364	1	2	0	0	0			
#31	NATHAN MOORE										RHP		6-1		205		R/R		GR.		COLUMBUS, OHIO							
YEAR	ERA	W	L	APP	GS	CG	SHO	CBO	SV	IP	H	R	ER	BB	SO	2B	3B	HR	BF	B/AVG	WP	HBP	BK	SFA	SHA			
2019	9.00	0	0	1	0	0	0	0	0	0.0	1	4	2	0	0	0	0	4	.000	0	1	0	0	0	0			
2019	3.76	0	0	26	1	0	0	0	0	40.2	33	18	4	26	38	7	0	1	187	4.229	0	9	0	0	7			
2019	7.56	1	4	2	5	26	0	0	0	18.1	40	29	33	8	18	7	17	5	26	9	38	1	7	0	3			
2020	9.24	5	1	2	10	5	0	0	0	12.2	8.1	14	9	13	8	13	7	9	5	12	9	2	1	1	0			
TOTAL	5.98	6	1	4	2	42	0	0	0	61.2	57	43	43	41	59	12	10	2	4	1	6	4	296	62	252			
TOTAL	5.98	6	4	42	0	0	0	0	0	61.2	57	43	41	42	59	10	4	6	296	.252	14	16	0	9	3			
#20	JACKSON MURPHY										RHP		6-2		205		R/R		JR.		CINCINNATI, OHIO							
YEAR	ERA	W	L	APP	GS	CG	SHO	CBO	SV	IP	H	R	ER	BB	SO	2B	3B	HR	BF	B/AVG	WP	HBP	BK	SFA	SHA			
2019	2.53	0	0	5	0	0	0	0	0	10.2	8	4	3	6	5	3	0	4	43	1.16	0	0	0	0	0			
2019	6.30	2	0	6	5	0	0	0	0	10.0	10	9	8	8	4	7	3	5	6	11	5	3	3	0	1			
2020	0.68	1	2	1	10	6	0	0	0	13.1	10	13	9	8	1	7	11	5	12	11	2	3	0	0	0			
TOTAL	2.91	3	1	2	1	21	0	0	0	34.0	31	30	20	8	11	22	11	28	12	8	2	0	1	0	151			
TOTAL	2.91	3	2	21	0	0	0	0	0	34.0	30	20	11	22	28	8	0	1	151	.242	3	5	0	0	0			
#11	GARRETT SCHOENLE										LHP		6-5		185		L/L		SR.		FORT WAYNE, IND.							
YEAR	ERA	W	L	APP	GS	CG	SHO	CBO	SV	IP	H	R	ER	BB	SO	2B	3B	HR	BF	B/AVG	WP	HBP	BK	SFA	SHA			
2019	3.00	1	0	4	1	0	0	0	2	9.0	1	3	9	13	3	0	0	1	36	1.04	1	0	0	1	1			
2019	5.95	0	1	14	4	12	1	0	0	25.6	9	47	3	37	3	55	9	62	13	4	0	1	0	4	1			
2019	8.76	5	4	1	4	14	2	12	0	12.5	6	12	47	12	39	12	37	10	55	10	62	1	4	0	1			
2020	6.18	7	0	1	7	4	7	2	0	32.1	12	138	12	24	12	22	12	8	10	45	10	11	1	0	7			
TOTAL	6.07	12	1	3	1	29	7	22	2	109.2	21	198	38	78	24	74	22	82	8	130	45	16	11	1	14			
TOTAL	6.07	12	1	3	1	29	7	22	2	109.2	21	198	38	78	24	74	22	82	8	130	45	16	11	1	14			
#43	ZACH SEGAL										RHP		6-0		170		R/R		SO.		LOVELAND, OHIO							
YEAR	ERA	W	L	APP	GS	CG	SHO	CBO	SV	IP	H	R	ER	BB	SO	2B	3B	HR	BF	B/AVG	WP	HBP	BK	SFA	SHA			
2019	5.40	0	0	5	0	0	0	0	0	8.1	10	7	5	5	6	3	0	0	40	1.28	0	2	0	1	1			
2020	4.05	4	0	10	5	1	0	0	2	22.0	8	23	10	7	10	5	8	5	18	6	4	3	0	1	0			
TOTAL	4.45	4	1	2	15	1	0	0	2	30.1	18	33	23	17	10	15	13	8	24	18	7	4	0	1	1			
TOTAL	4.45	1	2	15	1	0	0	0	2	30.1	33	17	15	13	24	7	0	1	136	.295	2	4	2	0	1			
#6	EVAN SHAWVER										LHP		6-0		175		R/L		JR.		AMHERST, OHIO							
YEAR	ERA	W	L	APP	GS	CG	SHO	CBO	SV	IP	H	R	ER	BB	SO	2B	3B	HR	BF	B/AVG	WP	HBP	BK	SFA	SHA			
2019	7.15	3	8	17	10	0	0	0	0	56.1	55	53	49	48	69	15	2	8	290	1.23	4	4	2	0	3			
2019	1.59	2	3	8	4	17	4	10	0	22.6	12	10	55	53	4	49	9	48	35	69	2	15	0	0	1			
2020	1.24	1	2	5	4	5	4	0	0	29.0	22	22	10	6	5	4	4	10	9	30	35	5	2	0	2			
TOTAL	4.53	7	2	9	1	26	5	19	0	113.1	90	87	22	64	6	57	4	67	10	134	30	22	5	0	11			
TOTAL	4.53	7	9	26	19	0	0	1	0	113.1	87	64	57	67	134	22	0	11	492	.210	10	7	2	0	3			
#77	ALEX SHEA										LHP		6-4		185		L/L		SO.		UNION, KY.							
YEAR	ERA	W	L	APP	GS	CG	SHO	CBO	SV	IP	H	R	ER	BB	SO	2B	3B	HR	BF	B/AVG	WP	HBP	BK	SFA	SHA			
2019	0.00	0	0	2	0	0	0	0	0	1.1	1	0	0	2	2	1	0	0	8	.200	1	1	1	0	0			
TOTAL	0.00	0	0	2	0	0	0	0	0	1.1	1	0	0	2	2	1	0	0	8	.200	1	1	1	0	0			
TOTAL	0.00	0	0	2	0	0	0	0	0	1.1	1	0	0	2	2	1	0	0	8	.200	1	1	1	0	0			
#23	BEN VORE										RHP		6-3		210		R/R		SO.		LEXINGTON, OHIO							
YEAR	ERA	W	L	APP	GS	CG	SHO	CBO	SV	IP	H	R	ER	BB	SO	2B	3B	HR	BF	B/AVG	WP	HBP	BK	SFA	SHA			
2019	19.50	0	1	4	1	0	0	0	0	6.0	14	13	5	5	4	2	0	1	38	1.46	0	3	0	0	0			
2020	27.00	0	0	2	4	0	1	0	0	12.6	10	14	5	13	5	4	4	0	12	38	14	3	0	0	0			
TOTAL	21.13	0	1	6	2	1	0	0	0	7.2	12	15	1	18	5	8	3	8	50	12	40	5	2	0	0			
#25	JALEN WADE										RHP		6-4		215		R/R		R-JR.		WEST CHESTER, PA.							
YEAR	ERA	W	L	APP	GS	CG	SHO	CBO	SV	IP	H	R	ER	BB	SO	2B	3B	HR	BF	B/AVG	WP	HBP	BK	SFA	SHA			
2019	6.52	2	3	12	5	0	0	0	0	38.2	55	39	28	13	29	13	1	6	186	1.32	3	4	0	2	1			
2019	36.00	0	1	3	1	12	0	5	0	10.3	8	4	55	4	39	4	28	1	13	1	29	0	13	1	1			
2019	11.43	0	0	5	1	1	0	0	0	8.2	10	10	4	11	4	8	1	8	1	3	0	1	1	1	1			
TOTAL	8.01	3	4	0	18	6	1	0	0	48.1	69	10	54	11	43	11	22	8	38	8	16	3	3	1	8			
TOTAL	8.01	3	4	18	6	0	0	0	0	48.1	69	54	43	22	38	16	3	8	237	.333	4	5	0	2	1			

