

















## 3-5 (0-0 American Athletic)

	2/8	Ohio State	L	6-16
	2/10	Kent State	W	19-8
	2/15	Marquette	W	22-18
	2/20	at Virginia Tech [23]	L	8-19
	2/24	Detroit Mercy	W	18-8
	3/1	at Central Michigan	L	ot 11-12
	3/4	at Michigan [20]	L	9-19
	3/14	at Louisville	L	12-18
	3/22	San Diego State		5 pm
	3/24	Gardner-Webb	WEAR PINK	12 pm
	3/30	UConn •		11 am
	4/2	Butler	WEAR RED	12 pm
	4/6	at ECU •		12 pm
	4/13	Temple •	WEAR WHITE	12 pm
	4/20	Vanderbilt •		1 pm
	4/25	at Stetson		3 pm
	4/27	at #6 Florida •		12 pm
	5/2	AAC Semifinals <sup>1</sup>		TBD
	5/4	AAC Final <sup>1</sup>		TBD

All games times are ET and subject to change  
 All home UC games played at Gettler Stadium  
 [#] IWLCA national ranking at the time of the game  
 • - American Athletic Conference game  
 1 - AAC Tourney at Sheakley Athletic Complex (Cincinnati)



## GAME #9

### SAN DIEGO STATE AZTECS

Opponent Info  
 2019 Record (MPSF) 8-1 (0-0)

Game Info  
 Date / Time Friday, March 22 / 5:00 PM  
 Venue Gettler Stadium (Cincinnati)  
 Stream BearcatsTV via GoBearcats.com  
 Live Stats GoBearcats.com

Series Information  
 Series - Overall SDS leads, 1-0  
 Streak SDS, W1  
 Last Time CIN 9:14 at SDS (2/17/12)  
 Series - at Cincinnati first meeting  
 Streak --  
 Last Time --

Per Game Statistics	Stat	MPSF	NCAA
Scoring Offense (G/gm)	15.56	11 <sup>th</sup>	1 <sup>st</sup>
Scoring Defense (GA/gm)	10.78	39 <sup>th</sup>	1 <sup>st</sup>
Ground Balls	20.56	36 <sup>th</sup>	1 <sup>st</sup>
Caused Turnovers	9.44	52 <sup>nd</sup>	1 <sup>st</sup>
Draw Controls	14.78	21 <sup>st</sup>	2 <sup>nd</sup>



## GAME #10

### GARDNER-WEBB RUNNIN' BULLDOGS

Opponent Info  
 2019 (Bg South) 4-4 (0-0)

Game Info  
 Date / Time Sunday, March 24 / 12:00 PM  
 Venue Gettler Stadium (Cincinnati)  
 Stream BearcatsTV via GoBearcats.com  
 Live Stats GoBearcats.com

Series Information  
 Series - Overall CIN leads, 2-0  
 Streak CIN, W2  
 Last Time CIN 20:9 at GWU (2/16/18)  
 Series - at Cincinnati CIN leads, 1-0  
 Streak CIN, W1  
 Last Time GWU 6:21 at CIN (3/17/17)

Per Game Statistics	Stat	BSC	NCAA
Scoring Offense (G/gm)	11.88	55 <sup>th</sup>	2 <sup>nd</sup>
Scoring Defense (GA/gm)	13.00	81 <sup>st</sup>	3 <sup>rd</sup>
Ground Balls	23.50	5 <sup>th</sup>	1 <sup>st</sup>
Caused Turnovers	8.50	69 <sup>th</sup>	5 <sup>th</sup>
Draw Controls	14.13	28 <sup>th</sup>	2 <sup>nd</sup>

## Lacrosse Returns Home for Two Games this Week

### Bearcats set to face San Diego State (Friday) & Gardner-Webb (Sunday)

#### // THE OPENING DRAW

After playing three road games in the last four three weeks, the University of Cincinnati lacrosse team is back home this week as the Bearcats are set to play host to San Diego State and Gardner-Webb at Gettler Stadium. The Bearcats (3-5) will first take on the Aztecs (8-1) at 5 p.m. Friday before facing the Runnin' Bulldogs (4-4) Sunday at noon.

#### // FOLLOW US

GoBearcats.com is your one-stop destination for all things UC Athletics. Socially, the team can also be followed on Facebook, Twitter and Instagram with all using the handle GoBearcatsLAX. Head Coach Gina Thomas (@GinaOliverUC) also can be followed on Twitter.

#### // GOING LIVE

All 10 home games on the schedule this season will be streamed live by BearcatsTV will all airing free of charge. Visit the lacrosse schedule page on GoBearcats.com and click WATCH next to the game you want to view. A link for live stats can be found on the schedule as well.

#### // EXPERIENCE UC

Once again in 2019, all home games will be part of the Experience UC initiative, which is geared toward inviting the community to campus to see firsthand the great things about and surrounding the university. Experience UC includes complimentary admission for patrons attending women's basketball, lacrosse, volleyball, women's tennis, men's and women's soccer, swimming and diving and track and field home events.

#### // DRESS CODE: WEAR PINK!

Fans are encouraged to join with the Bearcats in wearing pink for Sunday's game against Gardner-Webb. Ahead of the game, which is being presented by UC Health, fans can pick up pink T-shirts and pink poms at the main gate while supplies last.

#### // QUICK SHOTS

- Cincinnati enters the week with a 3-5 record and have lost three in a row, all on the road
- This week's games mark the first and second games in a four-game home stand
- The last time out, UC fell at Louisville, 18-12, with Gysin netting 5 goals and Nause 3
- With her third hat trick in a row (10 goals in 3 games), Nause was named the AAC Freshman of the Week
- Gysin, who scored her second-highest goal total in a game, was named to the AAC Honor Roll
- Heading into the weekend, UC leads the AAC and the NCAA in ground balls per game (28.50) while ranking 5th nationally in caused turnovers (13.00) and 23rd in draw controls (14.25)
- Individually, Borzillo is highly ranked nationally as the AAC leader in points (5.62/gm) and assists (2.75/gm) ranks sixth and seventh, respectively, while sitting 20th in goals/game (2.88), the second-best in the AAC
- So far this year, UC is 3-1 at home, tying for the fourth-most home victories in program history with six more games left on the slate (the record is 5 in a season in both 2018 and 2013)
- In just over six weeks (May 2 & 4), the Bearcats will play host to the inaugural AAC Championship at Gettler Stadium as the Top 4 teams in the final regular season standings will play for an automatic berth into the NCAA Tournament



## FOLLOW US



GoBearcatsLAX  
GoBearcats



## MEDIA RELATIONS

### UC ATHLETICS COMMUNICATIONS

Lacrosse Contact	Alex Ryan
Email	alex.ryan@uc.edu
Phone - Cell	(513) 623-9992
Phone - Office	(513) 556-5181
Twitter	@al3xryan
Mailing Address	UC Athletics Communications Richard E. Lindner Center 2751 O'Varsity Way, Suite 860 Cincinnati, Ohio 45221-0021



GoBEARCATS.com

# BEARCATS NOTES // WEEK #6 • vs. San Diego State & vs. Gardner-Webb

## // SCOUTING: SAN DIEGO STATE

The Aztecs, one of four teams in the Mountain Pacific Sports Federation (MPSF), are off to an 8-1 start with their lone loss coming to #24 USC. SDSU, who defeated fellow AAC member Vanderbilt earlier this year (15-14 in OT), has played away from home three times, but all three were neutral site contests, making Friday's game at UC its first true road contest of 2019. Two Aztecs have scored 20+ goals this year including Taylor Sullivan (25) and Harlowe Steele (22) with three other players have hit double digits as well. Defensively, four goalies have seen minutes with Katy Sharretts earning the start in all nine contests, standing 7-1 on the year with a 10.20 goals against average after saving 89 shots and allowing 83.

## // SERIES HISTORY: BEARCATS vs. AZTECS

Cincinnati and San Diego State have played just once before with the Aztecs taking a 14-9 decision in San Diego during the 2012 season (Feb. 17). Friday's game will be the first played in Cincinnati between the teams.

## // SCOUTING: GARDNER-WEBB

The Runnin' Bulldogs, who open their weekend at Kent State Friday afternoon, are 4-4 on the year and have not played a Big South Conference game in 2019. Abby Hascom leads the offense with 19 goals and 28 points while Jada Preston has 26 points on 12 goals and a team-high 14 assists. Defensively, two goalies have seen action with Katie Sylvester starting seven of the eight games, carrying a 14.85 goals against average while stopping 50 shots and allowing 81 goals.

## // SERIES HISTORY: UC vs. RUNNIN' BULLDOGS

Cincinnati leads the all-time series with Gardner-Webb, winning both of the meetings held over the past two seasons. The Bearcats are 1-0 all-time when the series is played in Cincinnati after winning 21-6 on March 17, 2017, in the first meeting of the two programs. Last year, the Bearcats won in Boiling Springs, N.C., 20-9.

## // QUICK RECAP: BACK AND FORTH

- Cincinnati dropped an 18-12 game at Louisville last Thursday in what was a game of runs
- UL jumped out to a 5-0 lead before UC closed it to 5-4 before UL scored 4 more to end the half up, 9-4
- After UC opened the second half with a goal, UL scored 6 in a row (15-5) before both teams traded goals (16-6) and UC went on a 5-goal run (16-11)
- Taylor Gysin led the way with 5 goals while Kyle Nause scored her third hat trick in a row with Monica Borzillo and Sam Mlkvy each adding three assists

## // QUICK TRICK

After trailing 5-0 in the early going of the game at Louisville, the Bearcats looked for a spark and got one from Gysin, who scored the first, second and fourth goals of the game to not only record her third hat trick of the season, but also put UC on a four-goal run to claw to within one at 5-4. She would later go on to add two more scores to end the day with five, her second-highest single game total behind only the six she scored against Marquette earlier this year.

## // A HAT TRICK OF HAT TRICKS

Once again, Nause found her scoring touch as she tallied three goals in the game, giving her not only her third hat trick of the season, but her third in a row. In the recently completed three-game road swing, Nause went from having two goals to her credit to 12 total after scoring three at Central Michigan, four at #20 Michigan and three at Louisville.

## // 2019 BEARCATS • NUMERICAL ROSTER

No.	Name	Pos.	Ht.	Class	Hometown / High School [Last School]
0	Madison Foery	G	5-2	Jr.	Washington, D.C. / Georgetown Visitation Preparatory
2	Maria Colacchi	A	5-2	Sr.	Parkton, Md. / Hereford
3	Taylor Kozloski	D	5-8	Jr.	Glenview, Ill. / Loyola Academy
4	Zoe Antona	M	5-4	Fr.	Roswell, Ga. / Roswell
5	Kate Carney	A	5-4	So.	Alexandria, Va. / Bishop Ireton
6	Kylie Nause	M	5-11	Fr.	Phoenix, Md. / Hereford
7	Haley Brady	M	5-7	So.	Cleveland, Ohio / Shaker Heights
8	Ali Mazzola	A	5-6	So.	Chagrin Falls, Ohio / Chagrin Falls
9	Monica Borzillo	A	5-5	Jr.	Devon, Pa. / Conestoga
10	Jennie Finotti	A	5-6	So.	Westerville, Ohio / St. Francis DeSalles
11	Morgan Dukes	D	5-4	So.	Bowie, Md. / Elizabeth Seton
12	Gianna Napoletano	A	5-5	Jr.	Hillsborough, N.J. / Hillsborough
14	Amanda Donovan	M	5-10	Sr.	Ellicott City, Md. / Mount de Sales Academy
15	Camille Johnston	M	5-6	Fr.	West Chester, Ohio / Lakota West
16	Anna Platou	M	5-6	Fr.	Naperville, Ill. / Naperville North
17	Brooke Holmstrom	A	5-7	Fr.	Canton, Ga. / Creekview
18	Kate McLoughlin	M	5-4	Fr.*	Medford Lakes, N.J. / Shawnee
19	Adrianna Fess	D	5-2	Jr.	Fayetteville, N.Y. / Christian Brothers Academy
20	Alexandra Fess	D	5-2	Jr.	Fayetteville, N.Y. / Christian Brothers Academy
21	Amanda Fess	M	5-2	Jr.	Fayetteville, N.Y. / Christian Brothers Academy
22	Isabelle Lejeune	D	5-4	Fr.	Williamsburg, Va. / Walsingham Academy
23	Sam Mlkvy	M	5-6	Jr.*	Berlin, N.J. / Eastern Regional
24	Kate Brocato	G	5-8	Fr.	Baltimore, Md. / Garrison Forest School
28	Taylor Gysin	A	5-8	So.	Cazenova, N.Y. / Nobelsville (Ind.)
29	Jayde Sains	M	5-4	Sr.	East Islip, N.Y. / North Babylon [LIU-Brooklyn]
30	Alyssa Adams	M	5-7	So.	York, Pa. / Red Lion Area Senior
35	Lauren Harrison	A	5-4	So.	Oxnard, Calif. / Agoura [Mount St. Mary's]
40	Giuliana Durso	G	5-4	Sr.	Mendham, N.J. / West Morris Mendham

## // 2019 BEARCATS • ALPHABETICAL ROSTER

No.	Name	Pos.	Ht.	Class	Hometown / High School [Last School]
30	Alyssa Adams	M	5-7	So.	York, Pa. / Red Lion Area Senior
4	Zoe Antona	M	5-4	Fr.	Roswell, Ga. / Roswell
9	Monica Borzillo	A	5-5	Jr.	Devon, Pa. / Conestoga
7	Haley Brady	M	5-7	So.	Cleveland, Ohio / Shaker Heights
24	Kate Brocato	G	5-8	Fr.	Baltimore, Md. / Garrison Forest School
5	Kate Carney	A	5-4	So.	Alexandria, Va. / Bishop Ireton
2	Maria Colacchi	A	5-2	Sr.	Parkton, Md. / Hereford
14	Amanda Donovan	M	5-10	Sr.	Ellicott City, Md. / Mount de Sales Academy
11	Morgan Dukes	D	5-4	So.	Bowie, Md. / Elizabeth Seton
40	Giuliana Durso	G	5-4	Sr.	Mendham, N.J. / West Morris Mendham
19	Adrianna Fess	D	5-2	Jr.	Fayetteville, N.Y. / Christian Brothers Academy
20	Alexandra Fess	D	5-2	Jr.	Fayetteville, N.Y. / Christian Brothers Academy
21	Amanda Fess	M	5-2	Jr.	Fayetteville, N.Y. / Christian Brothers Academy
10	Jennie Finotti	A	5-6	So.	Westerville, Ohio / St. Francis DeSalles
0	Madison Foery	G	5-2	Jr.	Washington, D.C. / Georgetown Visitation Preparatory
28	Taylor Gysin	A	5-8	So.	Cazenova, N.Y. / Nobelsville (Ind.)
35	Lauren Harrison	A	5-4	So.	Oxnard, Calif. / Agoura [Mount St. Mary's]
17	Brooke Holmstrom	A	5-7	Fr.	Canton, Ga. / Creekview
15	Camille Johnston	M	5-6	Fr.	West Chester, Ohio / Lakota West
3	Taylor Kozloski	D	5-8	Jr.	Glenview, Ill. / Loyola Academy
22	Isabelle Lejeune	D	5-4	Fr.	Williamsburg, Va. / Walsingham Academy
8	Ali Mazzola	A	5-6	So.	Chagrin Falls, Ohio / Chagrin Falls
18	Kate McLoughlin	M	5-4	Fr.*	Medford Lakes, N.J. / Shawnee
23	Sam Mlkvy	M	5-6	Jr.*	Berlin, N.J. / Eastern Regional
12	Gianna Napoletano	A	5-5	Jr.	Hillsborough, N.J. / Hillsborough
6	Kylie Nause	M	5-11	Fr.	Phoenix, Md. / Hereford
16	Anna Platou	M	5-6	Fr.	Naperville, Ill. / Naperville North
29	Jayde Sains	M	5-4	Sr.	East Islip, N.Y. / North Babylon [LIU-Brooklyn]

## // 2018 BEARCATS COACHING & SUPPORT STAFF

Head Coach	Gina Thomas (Oliver)	7th Year	Ohio State (2005)
Assistant Coach	Shannon Witzel	7th Year	Towson (2007)
Assistant Coach	Caitlin Prince	1st Year	Duquesne (2014)
Student Manager	Ryan Norris		
Athletic Trainer	Jordan Bellomy, ATC		

# BEARCATS NOTES // WEEK #6 • vs. San Diego State & vs. Gardner-Webb

## // 2019 AMERICAN ATHLETIC STANDINGS (as of March 20, 2019)

School	CONF	Win%	O'all	Win%	Home	Away	Neut.	Strk.
Vanderbilt	0-0	.000	7-2	.778	4-0	3-2	0-0	L1
ECU	0-0	.000	5-5	.500	3-2	2-3	0-0	L4
<b>Cincinnati</b>	<b>0-0</b>	<b>.000</b>	<b>3-5</b>	<b>.375</b>	<b>3-1</b>	<b>0-4</b>	<b>0-0</b>	<b>L3</b>
Florida	0-0	.000	3-5	.375	0-3	3-2	0-0	L2
Temple	0-0	.000	3-6	.333	0-3	3-3	0-0	L2
UConn	0-0	.000	1-6	.143	1-2	0-4	0-0	L1

y - clinched AAC Tournament berth (Top 4 teams qualify to Cincinnati, May 2 & 4) // x - eliminated from AAC Tournament contention // (#) AAC Tournament seed

## // FEELING HONORED

Following last week's action, two members of the team were selected for awards by the American with Nause earning her second freshman of the week accolade while Gysin was named to the Honor Roll for the second time. The duo now joins Monica Borzillo as the only Bearcats with multiple awards in 2019 after Borzillo was twice named the attacker of the week earlier this season.

## // RUNNING TOTAL

With the two awards this week, the Bearcats have earned a total of eight accolades so far this year and have had at least one honoree each week the team has played. Along with the double awards for Borzillo, Gysin and Nause, two others have earned one award each as Alyssa Adams was named the midfielder of the week (Feb. 19) and Sam Mlky earned a spot on the Honor Roll (Feb. 12).

## // TRY THESE HATS ON FOR SIZE

Speaking of running totals, the Bearcats have combined to record 18 individual hat tricks in 2019, the fifth-highest total in a season in program history and just six off the all-time record of 24 set in 2017 with nine games remaining on the regular season slate. Averaging 2.25 hat tricks per game, the Bearcats need just two more hat tricks to become the fourth squad at UC with 20 or more in a season to join the 2009, 2017 and 2018 squads.

## // HOME SWEET HOME

So far in 2019, the Bearcats are 3-5 overall with four losses on the road and a 3-1 mark at home. With three wins at home already (and six more scheduled this year), the Bearcats are currently tied for the fourth-most home wins in a season with the 2009, 2014 and 2016 squads. The 2018 and 2013 teams both posted five wins in their campaigns to tie for the record while the 2017 side won four times to sit third on the ledger.

## // TAKE ME TO YOUR LEADER!

On a conference level, the Bearcats rank in the Top 3 in most categories, including third in goals (13.12), assists (5.75) and points (18.88) per game. Individually, Borzillo is currently the AAC leader in both points (5.62) and assists (2.75) per game while ranking second in goals (2.88) per game while ranking sixth, seventh and 20th, respectively, on the NCAA charts. Three other Bearcats are among the Top 25 nationally as well with Amanda Donovan sitting sixth in ground balls (3.88) per game while Borzillo (2.25) and Donovan (2.12) rank 15th and 22nd, respectively, in caused turnovers per game.

## // GETTING GOALS

Last year, the Bearcats scored 201 goals to break a single-season record and become the first UC team to score 200 or more in a single campaign. This year, it doesn't appear the offense is letting off the gas as the team is averaging 13.12 goals per game in 2019 and have scored 18 or more goals in a game three times. To put that in context, the team entered the season having scored 18 or more goals in a game just seven times in the previous 11 seasons.

## PREVIOUSLY NOTED

### // QUICK SCORES

In the Michigan game, Nause scored the first goal of the game just 40 seconds into the contest, a goal that ties for the 10th-fastest scored to open a game in program history and the third this year at or under 40 seconds scored by the Bearcats. Previously, Monica Borzillo scored 20 seconds into the game at #23 Virginia Tech for the third-fastest goal in UC history before Alyssa Adams scored at 39 seconds against Detroit Mercy for the seventh-fastest (tied) in program history.

## // LOTS OF HELPING

In the Michigan game, Borzillo dished out six assists, tying her career high and program single-game record that she had set twice before with both games coming in her freshman season of 2017. Along with those records, her six assists now also rank as the single-game record in the American Athletic Conference, her second such record after setting the single-game points record earlier this year against Kent State with 11.

## // HISTORIC GAME

Previously, the Bearcats scored a 22-18 victory over visiting Marquette, leading to several historical statistics in the process including the most points recorded in a single game with 34 (was 32), tying for the most goals scored in a game with 22 and seeing the most combined goals scored in a game with 40 (was 36). On top of that, the team recorded 12 assists to posted the third-highest single game total (record is 13) as well. Individually, several players recorded career highs in various categories with a trio of sophomores (Adams, Carney and Gysin) collecting several all-time Top 10 marks as well.

## // STATISTICALLY SPEAKING

TEAM	[NCAA] AAC	Stat
Goals/Game	[39th] 3rd	13.12
Assists/Game	[35th] 3rd	5.75
Points/Game	[34th] 3rd	18.88
Ground Balls/Game	[1st] 1st	28.50
Draw Controls/Game	[23rd] 2nd	14.25
Shots/Game	[40th] 3rd	31.00
Shot Percentage	[39th] 3rd	.423
Caused Turnovers/Game	[5th] 2nd	13.00
Goals Against Average	5th	14.61
Saves/Game	3rd	10.38
Save Percentage	5th	.413

## INDIVIDUAL

	[NCAA] AAC	Stat
Goals/Game		
Borzillo, Monica	[20th] 2nd	2.88
Gysin, Taylor	t-6th	2.00

### Assists/Game

Borzillo, Monica	[7th] 1st	2.75
Carney, Kate	t-8th	1.00

### Points/Game

Borzillo, Monica	[6th] 1st	5.62
Gysin, Taylor	t-10th	2.38

### Free-Position Goals/Game

Borzillo, Monica	4th	0.88
------------------	-----	------

### Ground Balls/Game

Donovan, Amanda	[6th] 1st	3.88
Dukes, Morgan	[13th] 2nd	3.62
Borzillo, Monica	4th	2.88
Mlky, Sam	t-5th	2.38

### Shots/Game

Borzillo, Monica	3rd	6.12
------------------	-----	------

### Draw Controls/Game

Mlky, Sam	[38th] 2nd	5.00
-----------	------------	------

### Caused Turnovers/Game

Borzillo, Monica	[15th] 2nd	2.25
Donovan, Amanda	[22nd] 3rd	2.12
Fess, Alexandra	t-5th	1.75
Dukes, Morgan	t-5th	1.75

### Goals Against Average

Brocato, Kate	6th	10.36
Foery, Madison	9th	11.69

### Save Percentage

Duso, Giuliana	10th	.427
----------------	------	------

### Saves/Game

Durso, Giuliana	4th	9.12
Brocato, Kate	10th	2.25

AAC Statistics are as of March 18, 2019

NCAA rankings [x] are as of March 18, 2019

## // AAC RECORD BOOK

### Points in a Game

1.	11	Borzillo	vs. Kent State (2/10/19)
2.	9	Borzillo	vs. Detroit Mercy (2/24/19)
t3.	8	Gysin	vs. Marquette (2/15/19)

### Goals in a Game

2.	7	Borzillo	vs. Kent State (2/10/19)
t3.	6	Borzillo	vs. Detroit Mercy (2/24/19)
t3.	6	Gysin	vs. Marquette (2/15/19)

### Points in a Game

1.	6	Borzillo	at Michigan (3/4/19)
t2.	4	Borzillo	vs. Kent State (2/10/19)
t2.	4	Carney	vs. Marquette (2/15/19)

<b>// 2019 AWARDS &amp; HONORS</b>		
<b>ATHLETIC</b>		
<b>AAC All-Conference Team</b>		
BORZILLO, Monica	Preseason	
DONOVAN, Amanda	Preseason	
MLKVY, Sam	Preseason	
<b>AAC Weekly Awards</b>		
<b>Attacker of the Week</b>		
BORZILLO, Monica	2/12, 2/26	
<b>Midfielder of the Week</b>		
ADAMS, Alyssa	2/19	
<b>Freshman of the Week</b>		
NAUSE, Kylie	3/5, 3/19	
<b>Weekly Honor Roll</b>		
GYSIN, Taylor	2/19, 3/19	
MLKVY, Sam	2/12	

<b>// CINCINNATI'S RECORD WHEN...</b>		
	<b>O'all</b>	<b>AAC</b>
Overall	3-5	0-0
Home (ALL)	3-1	0-0
Home (Gettler)	3-1	0-0
Away	0-4	0-0
Neutral	0-0	0-0
In Overtime	0-1	0-0
vs. IWLCA Top 25 Teams	0-2	0-0
1-3 Goal Margin	0-1	0-0
4-6 Goal Margin	1-1	0-0
7-9 Goal Margin	0-0	0-0
10+ Goal Margin	2-3	0-0
UC scores 0-5 goals	0-0	0-0
UC scores 6-9 goals	0-3	0-0
UC scores 10-14 goals	0-2	0-0
UC scores 15+ goals	3-0	0-0
Opp. scores 0-5 goals	0-0	0-0
Opp. scores 6-9 goals	2-0	0-0
Opp. scores 10-14 goals	0-1	0-0
Opp. scores 15+ goals	1-4	0-0
UC scores first goal	3-2	0-0
Opp. scores first goal	0-3	0-0
UC leads at halftime	3-1	0-0
UC trails at halftime	0-4	0-0
Tied at Halftime	0-0	0-0
UC has more shots	2-0	0-0
Opp has more shots	1-4	0-0
Shots are tied	0-1	0-0
UC has more draw controls	2-1	0-0
Opp has more draw controls	1-3	0-0
Draw controls are tied	0-1	0-0
UC has more ground balls	3-2	0-0
Opp has more ground balls	0-3	0-0
Ground balls are tied	0-0	0-0
<b>Games are Played:</b>		
Monday	0-1	0-0
Tuesday	0-0	0-0
Wednesday	0-1	0-0
Thursday	0-1	0-0
Friday	1-2	0-0
Saturday	0-0	0-0
Sunday	2-0	0-0
<b>Facing a Mascot that is a/an:</b>		
Bird	2-2	0-0
Carnivorous Animal	0-1	0-0
Dog/Canine	0-0	0-0
Nut/Seed	0-1	0-0
Person	1-1	0-0
Reptile	0-0	0-0

// ADAMS ADDS UP

Against the Golden Eagles, Adams scored five goals on seven shots while also collecting seven ground balls to set a trio of career-bests. Her five goals and five points surpass her previous bests of three goals and three points which she tallied twice in her career, most recently last year (April 23) against ECU. One of her goals was a free-position goal, which tied her career-best for the sixth time. In the game, Adams opened the scoring for the Bearcats as she found the back of the cage at 27:38 to stake UC to a 1-0 lead. She scored three times in the second half, including her fifth of the day with 3:51 remaining in the game to push the Bearcats to a five-goal advantage.

// GYSIN GOT GOALS

Similar to Adams, Gysin's day rewrote many of her single-game bests, including points (eight), goals (six), assists (two), shots (six) and caused turnovers (two). Her eight points rank tied for sixth in the program's single-game Top 10 while her six goals tied for the fifth-most in a contest. Gysin's first goal pushed UC to a 2-0 lead with her second snapping a 3-3 tie early on and started a run of seven in a row for the Bearcats with Gysin collecting the seventh in that streak to bring UC to a 10-3 lead. In the second half, she added her fifth at the 22:37 mark to put the Bearcats ahead by eight one again before saving her final goal for the 1:28 mark to push the Bearcats ahead by four late in the game.

// CLASSY

Adams and Gysin combined with fellow sophomore Kate Carney to have a huge day for the Bearcats against Marquette. The three scored 13 of the team's record 22 goals, recorded have of the assists (6-of-12) and tallied 19 of the team's record 34 points. Additionally, they added four ground balls, seven draw controls and two caused turnovers. Along with Gysin's all-time Top 10 single game marks in goals and points, Carney added her name to the assist ledger once again as she helped on four goals, tying for the eighth-most in a game in UC history.

// GAME RECORDS

On a single game level, Borzillo posted four and Sam Mlkvy two marks that landed on the all-time Top 10 as well in the opening weekend. Borzillo's 11 points are the most in a single game, surpassing the 10 she recorded twice previously. Her seven goals tied for second and is one off her own record while her four assists tied her for eighth with all of those coming in the game against KSU. She also added five caused turnovers against the Golden Flashes, tying for the fifth spot all time. Mlkvy's 11 draw controls against Ohio State ranks second all-time in a single game while her 10 shots against KSU tied for the 10th.

// DEBUTANTES

Four players made their Bearcats debuts over opening weekend including a trio of freshmen and one sophomore transfer. Kylie Nause tallied her first collegiate goal in the opener with Ohio State while fellow rookies Zoe Antona and Kate Brocato also saw action, including Brocato halting three shots and allowing two goals in the second half of play against Kent State. Lauren Harrison, who played last year at Mount St. Mary's, also saw her first action with Cincinnati.

// NEW LEAGUE

This year, the Bearcats will play as members of the American Athletic Conference after playing in the BIG EAST the past 10 seasons (UC was an independent in 2008). UC will be joined by fellow full members ECU, Temple and UConn with Florida and Vanderbilt also joining to give the AAC six teams. With lacrosse moving to the AAC, every sport at UC is now a member of the same conference.

// PRESEASON PROGNOSTICATIONS

Ahead of the inaugural season, the AAC announced the results of the coaches' poll with the Bearcats selected to finish fifth. According to the coaches, the predicted finish is Florida (25 points), Vanderbilt (18), UConn (17), Temple (16), UC (9) and ECU (5). In the IWLCA Division I Preseason Poll (January 28), Florida enters the season ranked #6 nationally, the only member of the AAC in the Top 25.

// FEELING HONORED

Ahead of the season, the league coaches also voted for individual honors with three Bearcats being selected to the 2019 Preseason AAC All-Conference Team. That trio includes Monica Borzillo, who was unanimously selected to the list, Amanda Donovan and Sam Mlkvy. The honors are the first preseason awards in each players career with Borzillo (twice) and Donovan (once) previously being selected as BIG EAST All-Conference Second Team with Borzillo's honors coming in 2017 and 2018 and Donovan being selected in 2017.

// FIRST TIME AWARDS

Not only were the selections for those three players the first preseason awards of their careers, they also marked the first preseason awards earned by any Bearcats player in program history. Previously, no UC player had been named to a preseason list in the BIG EAST with Borzillo and Donovan standing as two of just five players to earn postseason accolades.

// CROWNING A CHAMP IN THE QUEEN CITY

The 2019 American Athletic Conference Lacrosse Tournament will be coming to Cincinnati in May with three games being played at the Sheakley Athletics Center on the UC campus. The Top 4 teams in the final regular season standings will play for the postseason crown and a spot in the NCAA Tournament with the AAC semifinals taking place Thursday, May 2, and the final Saturday, May 4. Game times and ticket pricing will be made available closer to the start of the tournament.



**// PLAYING HOST**

While the Bearcats will playing host to their first lacrosse conference tournament in 2019, the University of Cincinnati is no stranger to welcoming the American to town for a conference event as this year's event will mark the third-consecutive academic year UC has held an AAC championship event. It began in the 2016-17 academic year with the 2016 AAC Cross Country Championships being contested at Voice of America MetroPark in West Chester. One academic year later, Gettler Stadium served as the site of the 2018 AAC Outdoor Track & Field Championships.

**// GETTING DEFENSIVE**

Another reason the Bearcats fared well in 2018 was the play of Giuliana Durso in goal. The then junior posted 161 saves, averaging 9.47 per contest to not only lead the BIG EAST, but also rank first in UC's single season history, tying her with Katherine Russo (2009 and 2010 seasons). Durso, who took the season victories record from Russo (7) with eight in 2018, finished the year with 12.95 goals against average and a 44.7 save percentage, the #5 and #4 marks, respectively, in single season history at UC.

**// RECORD SEASON**

Offensively in 2018, the team snapped eight program records and added two more on defense as well. Here is how the Bearcats fared:

- **201 Goals:** The team bettered the previous record by 13 goals (188) they set one year prior and scored 200+ goals in a season for the first time in program history
- **86 Assists:** UC recorded 80+ helpers for the first time ever and surpassed the previous record of 78 that was set in 2010 (the 2017 team had 70, good enough for third)
- **287 Points:** The 287 points broke the previous record of 258 points (2017) by 29
- **504 Shots:** Like its goal total, UC recorded 500+ shots for the first time in program history and beat out the previous mark by 37 attempts (467 in 2017)
- **371 Shots on Goal:** Of those record shots, a record 371 were on frame, an improvement of 26 from last year's record total of 345
- **12 Man-Up Goals:** Not only did UC reach double-digits for the first time in this category, it also doubled the previous record of 6 that was shared by the 2017, 2013 and 2012 teams
- **43 Free-Position Goals:** The 43 FPG edged the 2009 team's record of 42, marking just the second time UC has converted 40+ free-position shots in a season
- **8 Game-winning Goals:** The 2009 and 2013 teams held the record with seven before the 2018 team won a record eight games on the season
- **501 Ground Balls:** The total also led the NCAA last year
- **187 Caused Turnovers:** Not only did the 187 surpass 2017's 169 turnovers by 18, it also marked the fourth year in a row the Bearcats have bettered the previous single season record

**// HELLO! MY NAME IS...**

The team added nine newcomers to the roster prior to this season with eight freshmen and one sophomore transfer. The rookies include Zoe Antona (Roswell, Ga.), Kate Brocato (Baltimore, Md.), Brooke Holmstrom (Canton, Ga.), Camille Johnston (West Chester, Ohio), Isabelle Lejeune (Williamsburg, Va.), Kylie Nause (Phoenix, Md.) and Anna Platou (Naperville, Ill.). The final newcomer to the group is Lauren Harrison, who will be a sophomore this season after playing her freshman season with Mount St. Mary's before transferring to UC.

**// NEW TO THE CREW**

The players are not the only newcomers to the program this year as Caitlin Prince has joined the Bearcats as an assistant coach. Prince, who played collegiately at Duquesne, including her first two years under then assistant coach Gina Thomas, comes to Cincinnati after serving as an assistant at her Alma Mater from 2017 to 2018. Prior to that, she served as an assistant at Robert Morris (2015-16).

**// LAST GO AROUND**

As with every season, several Bearcats will be suiting up for the final time in 2019 as four players are entering their senior seasons. The Class of 2019 includes Maria Collacchi (Parkton, Md.), Amanda Donovan (Ellicott City, Md.), Giuliana Durso (Mendham, N.J.) and Jayde Sains (East Islip, N.Y.). The group will be honored at Senior Day April 20 when the Bearcats play host to Vanderbilt.

**// MAKING THE GRADE**

Following the fall semester, the grades were tabulated and the Bearcats recorded a cumulative team grade-point average of 3.466 as 23 of the players posted at least a 3.0 GPA. To top that off, 15 players held GPAs of 3.4 or better in the semester to be named to the Dean's List while five of those players - Alyssa Adams, Monica Borzillo, Kate Brocato, Maria Collacchi and Alexandra Fess - each were named TopCats as they all posted perfect 4.0 GPAs.

**// NEXT TIME**

Only one game awaits the Bearcats next week, but it will be a big game as Cincinnati will play host to UConn on Saturday, March 30, at 11 a.m. at Gettler Stadium. The game will be the first American Athletic Conference game played for both teams and will be the first started contest in the history of the league as the Florida at Temple game starts one hour later (noon) the same day.

**// NATIONAL RANKINGS**
**IWLCA TOP 25 • Week 5 (MAR. 18)**

Team	Points	Record
1 Boston College (25)	625	9-0
2 Maryland	600	8-0
3 North Carolina	573	7-1
4 Syracuse	552	8-2
5 Northwestern	497	5-3
6 Penn	470	7-1
7 James Madison	469	7-1
8 Virginia	446	7-3
9 Princeton	442	4-1
<b>10 Michigan</b>	<b>401</b>	<b>10-0</b>
11 Loyola	370	4-3
12 Notre Dame	344	8-0
13 Duke	312	6-2
14 Navy	309	6-2
15 Denver	272	7-2
<b>16 Florida</b>	<b>243</b>	<b>3-5</b>
17 Stony Brook	201	4-3
18 Johns Hopkins	176	6-2
19 Stanford	161	6-2
20 USC	150	8-1
<b>21 Virginia Tech</b>	<b>133</b>	<b>6-4</b>
22 Georgetown	105	5-3
23 Penn State	104	4-4
24 High Point	88	4-4
25 Colorado	62	4-4

2019 opponents in **bold red**

**InsideLacrosse.com TOP 20 • Week 6 (MAR. 18)**

Team (FPV)	Record	Points
1 Boston College (21)	9-0	477
2 Maryland (3)	8-0	458
3 North Carolina	7-1	431
4 Syracuse	8-2	409
5 Penn	7-1	342
6 James Madison	7-1	317
7 Virginia	7-3	309
8 Notre Dame	8-0	299
<b>9 Michigan</b>	<b>10-0</b>	<b>298</b>
10 Princeton	4-1	282
11 Northwestern	6-3	262
12 Duke	7-2	182
13 USC	8-1	175
14 Navy	6-2	153
15 Denver	7-2	135
16 Loyola	3-3	129
17 Johns Hopkins	6-2	109
18 Stanford	6-2	98
19 Stony Brook	3-3	47
<b>20 Florida</b>	<b>3-5</b>	<b>35</b>

2019 opponents in **bold red**



CINCINNATI, OHIO • MAY 2 & 4  
SHEAKLEY ATHLETIC COMPLEX

**2019 Cincinnati Lacrosse  
Cincinnati Combined Team Statistics  
All games (as of Mar 17, 2019)**

RECORD:	OVERALL	HOME	AWAY	NEUTRAL
ALL GAMES	3-5	3-1	0-4	0-0
CONFERENCE	0-0	0-0	0-0	0-0
NON-CONFERENCE	3-5	3-1	0-4	0-0

Date	Opponent		Score	Att.
Feb 08	OHIO STATE	L	6-16	152
Feb 10	KENT STATE	W	19-8	215
Feb 15	MARQUETTE	W	22-18	175
Feb 20	at #23 Virginia Tech	L	8-19	89
Feb 24	DETROIT MERCY	W	18-8	103
Mar 1	at Central Michigan	Lot	11-12	211
Mar 04	at #20 Michigan	L	9-19	0
Mar 14	at LOUISVILLE	L	12-18	217

TEAM STATISTICS CIN OPP

## SHOT STATISTICS

SHOT STATISTICS		
Goals-Shot attempts	105-248	118-264
Goals scored per game	13.12	14.75
Shot pct.	.423	.447
Shots on goal-Attempts	186-248	201-264
SOG pct.	.750	.761
Shots/Game	31.0	33.0
Assists	46	30
Free position Made-Att	17-46	28-61
Free position pct.	.370	.459

## MAN-UP OPPORTUNITIES

Goals-Opportunities	3-0	9-0
Conversion Percent	.000	.000

## GOAL BREAKDOWN

Total Goals	105	118
Man-up	3	9
Man-down	0	1
Free-position	17	28
Unassisted	59	88
Overtime	0	1
Goals scored average	13.00	14.61

## GROUND BALLS

DRAW CONTROLS	114	124
TURNOVERS	150	164

## CAUSED TUR

CLEAR PCT.	.725	.744
------------	------	------

PFNAI TIFS

Number	0	0
Minutes	0:00	0:00

## ATTENDANCE

Total	645	517
Dates/Avg Per Date	4/161	4/129
Neutral Site #/Avg	0/0	

#	PLAYER	GP	G	A	Pts	Sh	Gw	Up	Dn	GB	DC	TO	CT
9	BORZILLO, Monica	8	23	22	45	49	1	0	0	23	4	19	18
28	GYSIN, Taylor	8	16	3	19	32	0	2	0	17	1	12	5
23	MLKVY, Sam	8	11	6	17	26	0	0	0	19	40	13	9
30	ADAMS, Alyssa	8	13	1	14	29	1	0	0	8	27	8	0
6	NAUSE, Kylie	8	12	0	12	20	0	0	0	7	9	9	7
14	DOANOVAN, Amand	8	9	3	12	32	1	0	0	31	19	20	17
12	NAPOLETANO, Gianna	8	9	2	11	17	0	0	0	10	0	7	0
5	CARNEY, Kate	7	3	7	10	8	0	0	0	10	0	4	2
29	SAINS, Jayde	8	6	1	7	16	0	1	0	5	12	6	2
8	MAZZOLA, Ali	5	2	0	2	12	0	0	0	3	0	2	1
21	FESS, Amanda	7	1	0	1	4	0	0	0	1	0	3	1
10	FINOTTI, Jennie	6	0	1	1	1	0	0	0	4	0	5	1
7	BRADY, Haley	4	0	0	0	1	0	0	0	0	2	0	0
2	COLLACCHI, Maria	6	0	0	0	1	0	0	0	1	0	2	1
40	DURSO, Giuliana	8	0	0	0	0	0	0	0	15	0	0	1
35	HARRISON, Laure	2	0	0	0	0	0	0	0	0	0	2	0
24	BROCATO, Kate	5	0	0	0	0	0	0	0	2	0	2	1
20	FESS, Alexandra	8	0	0	0	0	0	0	0	16	0	6	14
19	FESS, Adrianna	8	0	0	0	0	0	0	0	13	0	3	7
18	McLOUGHLIN, Kat	2	0	0	0	0	0	0	0	0	0	0	0
15	JOHNSTON, Camill	2	0	0	0	0	0	0	0	1	0	0	0
11	DUKES, Morgan	8	0	0	0	0	0	0	0	29	0	11	14
4	ANTONA, Zoe	8	0	0	0	0	0	0	0	7	0	1	2
3	KOZLOSKI, Taylor	8	0	0	0	0	0	0	0	5	0	7	1
0	FOERY, Madison	3	0	0	0	0	0	0	0	1	0	0	0
	Total	8	105	46	151	248	3	3	0	228	114	150	104
	Opponents	8	118	30	148	264	5	9	1	211	124	164	77

##	Goalie	GP	Min.	GA	GAAvg	Save	Pct	W-L-T
24	BROCATO, Kate	5	97:00	15	9.28	12	.444	0-2-0
0	FOERY, Madison	3	30:47	6	11.69	1	.143	0-0-0
40	DURSO, Giuliana	8	356:47	97	16.31	70	.419	3-3-0
	Total	8	484:34	118	14.61	83	.413	3-5-0
	Opponents	8	484:34	105	13.00	81	.435	5-3-0

Goals by Period	1st	2nd	OT	Total
Cincinnati	57	48	0	105
Opponents	52	65	1	118

<b>Saves by Period</b>	<b>1st</b>	<b>2nd</b>	<b>OT</b>	<b>Total</b>
Cincinnati	43	39	1	83
Opponents	41	39	1	81

<b>Shots by Period</b>	<b>1st</b>	<b>2nd</b>	<b>OT</b>	<b>Total</b>
Cincinnati	133	114	1	248
Opponents	132	129	3	264

<b>Shots on Goal</b>	<b>1st</b>	<b>2nd</b>	<b>OT</b>	<b>Total</b>
Cincinnati	98	87	1	186
Opponents	95	104	2	201

ADAMS, Alyssa • #30													
Year	GP	GS	G	A	Pt	Sh	SOG	GW	UP	DN	GB	DC	CT
2018	17	6	13	2	15	40	30	2	1	0	18	24	5
2019	8	6	13	1	14	29	22	1	0	0	8	27	0
Total	25	12	26	3	29	69	52	3	1	0	26	51	5

2019 Season	Career
P 5 vs. Marquette (2/15/19)	5 vs. Marquette (2/15/19)
G 5 vs. Marquette (2/15/19)	5 vs. Marquette (2/15/19)
A 1 vs. Detroit Mercy (2/24/19)	1, 3x (last vs. Detroit Mercy, 2/24/19)
FPG 1 vs. Marquette (2/15/19)	1, 6x (last vs. Marquette, 2/15/19)
Sh 7 vs. Marquette (2/15/19)	9 vs. ECU (4/23/18)
GB 2 vs. Detroit Mercy (2/24/19)	3 vs. ECU (4/23/18)
DC 7, 2x (last vs. Detroit Mercy, 2/24/19)	8 vs. ECU (4/23/18)
CT -	1, 4x (last at UConn, 4/13/18)

ANTONA, Zoe • #4													
Year	GP	GS	G	A	Pt	Sh	SOG	GW	UP	DN	GB	DC	CT
2019	8	0	0	0	0	-	-	0	0	0	7	0	2
Total	8	0	0	0	0	-	-	0	0	0	7	0	2

2019 Season	Career
P -	-
G -	-
A -	-
FPG -	-
Sh -	-
GB 3 vs. Detroit Mercy (2/24/19)	3 vs. Detroit Mercy (2/24/19)
DC -	-
CT 1, 2x (last vs. Detroit Mercy, 2/24/19)	1, 2x (last vs. Detroit Mercy, 2/24/19)

BORZILLO, Monica • #9													
Year	GP	GS	G	A	Pt	Sh	SOG	GW	UP	DN	GB	DC	CT
2017	17	17	39	34	73	108	81	1	3	0	22	9	12
2018	17	17	42	27	69	103	80	2	3	0	37	2	17
2019	8	8	23	22	45	49	38	1	0	0	23	4	18
Total	42	42	107	83	187	260	199	4	6	0	82	15	47

2019 Season	Career
P 11 vs. Kent State (2/10/19)	11 vs. Kent State (2/10/19)
G 7 vs. Kent State (2/10/19)	8 vs. Central Michigan (3/2/18)
A 6 at #20 Michigan (3/4/19)	6, 3x (last at #20 Michigan, 3/4/19)
FPG 3 vs. Detroit Mercy (2/24/19)	3, 2x (last vs. Detroit Mercy, 2/24/19)
Sh 9 vs. Detroit Mercy (2/24/19)	11 vs. Ohio State (2/26/18)
GB 6, 2x (last vs. Detroit Mercy, 2/24/19)	6, 2x (last vs. Detroit Mercy, 2/24/19)
DC 1, 3x (last at Louisville, 3/14/19)	2, 3x (last at Georgetown, 4/12/17)
CT 5 vs. Kent State (2/10/19)	5 vs. Kent State (2/10/19)

BRADY, Haley • #7													
Year	GP	GS	G	A	Pt	Sh	SOG	GW	UP	DN	GB	DC	CT
2018	6	0	0	0	0	1	0	0	0	0	0	0	0
2019	4	0	0	0	0	1	0	0	0	0	0	2	0
Total	10	0	0	0	0	2	0	0	0	0	0	2	0

2019 Season	Career
P -	-
G -	-
A -	-
FPG -	-
Sh 1 vs. Kent State (2/10/19)	1, 2x (last vs. Kent State, 2/10/19)
GB -	-
DC 1, 2x (last vs. Detroit Mercy, 2/24/19)	1, 2x (last vs. Detroit Mercy, 2/24/19)
CT -	-

CARNEY, Kate • #5													
Year	GP	GS	G	A	Pt	Sh	SOG	GW	UP	DN	GB	DC	CT
2018	17	16	12	1	23	39	30	0	0	0	37	3	6
2019	7	5	3	7	10	8	7	0	0	0	10	0	2
Total	24	21	15	8	33	47	37	0	0	0	47	3	8

2019 Season	Career
P 6 vs. Marquette (2/15/19)	6 vs. Marquette (2/15/19)
G 2 vs. Marquette (2/15/19)	2, 2x (last vs. Marquette, 2/15/19)
A 4 vs. Marquette (2/15/19)	4, 2x (last vs. Marquette, 2/15/19)
FPG -	1 vs. Campbell (3/8/18)
Sh 3 vs. Marquette (2/15/19)	5, 2x (last at Marquette, 3/18/18)
GB 5 vs. Kent State (2/10/19)	8, 2x (last vs. Villanova, 4/29/18)
DC -	1, 3x (last vs. Villanova, 4/29/18)
CT 1, 2x (last vs. Kent State, 2/10/19)	2 at Winthrop (2/18/18)

COLLACCHI, Maria • #2													
Year	GP	GS	G	A	Pt	Sh	SOG	GW	UP	DN	GB	DC	CT
2016	16	8	3	4	7	9	8	0	1	0	8	3	0
2017	15	0	3	0	3	9	7	0	0	0	1	2	0
2018	14	0	5	2	7	17	10	0	1	0	6	0	0
2019	6	0	0	0	0	1	1	0	0	0	1	0	1
Total	51	8	11	6	17	36	26	0	2	0	16	5	1

2019 Season	Career
P -	3 at Presbyterian (2/21/16)
G -	2, 2x (last vs. Central Michigan, 3/2/18)
A -	1, 6x (last at UConn, 4/13/18)
FPG -	1, 4x (last vs. ECU, 4/23/18)
Sh 1 vs. Kent State (2/10/19)	5 at Presbyterian (2/21/16)
GB 1 vs. Ohio State (2/8/19)	3, 2x (last at Marquette, 3/18/18)
DC -	1, 5x (last vs. UConn, 4/15/17)
CT 1 vs. Kent State (2/10/19)	1 vs. Kent State (2/10/19)

DONOVAN, Amanda • #14													
Year	GP	GS	G	A	Pt	Sh	SOG	GW	UP	DN	GB	DC	CT
2016	17	10	11	7	18	26	20	0	0	0	18	8	11
2017	17	17	26	7	33	56	41	2	1	1	33	26	28
2018	17	17	18	7	25	50	31	0	0	0	33	37	20
2019	8	8	9	3	12	32	24	1	0	0	31	19	17
Total	59	52	64	24	88	164	116	3	1	1	115	90	76

2019 Season	Career
P 5 vs. Marquette (2/15/19)	6 vs. Butler (4/1/17)
G 4 vs. Marquette (2/15/19)	5 vs. Butler (4/1/17)
A 1, 3x (last at Louisville, 3/14/19)	2, 3x (last at Campbell, 2/26/17)
FPG -	1, 7x (last vs. #22 Denver, 4/8/18)
Sh 8 vs. Marquette (2/15/19)	8 vs. Marquette (2/15/19)
GB 6, 2x (last at CMU, 3/1/19)	6, 2x (last at CMU, 3/1/19)
DC 6 at Louisville (3/14/19)	6, 2x (last at Louisville, 3/14/19)
CT 4 at Central Michigan (3/1/19)	5 at Louisville (3/1/17)

DUKES, Morgan • #11													
Year	GP	GS	G	A	Pt	Sh	SOG	GW	UP	DN	GB	DC	CT
2018	17	16	0	0	0	1	1	0	0	0	49	3	17
2019	8	8	0	0	0	0	0	0	0	0	29	0	14
Total	25	24	0	0	0	1	1	0	0	0	78	3	31

2019 Season	Career
P -	-
G -	-
A -	-
FPG -	-
Sh -	1 vs. #6 Florida (4/18/18)
GB 6 vs. Ohio State (2/8/19)	6, 4x (last vs. Ohio State, 2/8/19)
DC -	1, 3x (last vs. ECU, 4/23/18)
CT 4 vs. Ohio State (2/8/19)	4 vs. Ohio State (2/8/19)

FESS, Adriana • #19													
Year	GP	GS	G	A	Pt	Sh	SOG	GW	UP	DN	GB	DC	CT
2017	13	0	0	0	0	0	0	0	0	0	8	3	7
2018	17	17	0	0	0	0	0	0	0	0	33	0	16
2019	8	8	0	0	0	0	0	0	0	0	3	0	7
Total	38	25	0	0	0	0	0	0	0	0	54	3	30

2019 Season	Career
P -	-
G -	-
A -	-
FPG -	-
Sh -	-
GB 4 vs. Ohio State (2/8/19)	7 at Butler (4/21/18)
DC -	1, 3x (last vs. UConn, 4/15/17)
CT 3 vs. Detroit Mercy (2/24/19)	3, 3x (last vs. Detroit Mercy, 2/24/19)

FESS, Alexandra • #20													
Year	GP	GS	G	A	Pt	Sh	SOG	GW	UP	DN	GB	DC	CT
2017	16	14	0	0	0	1	1	0	0	0	13	11	12
2018	16	16	0	0	0	0	0	0	0	0	23	2	11
2019	8	8	0	0	0	0	0	0	0	0	16	0	14
Total	40	38	0	0	0	1	1	0	0	0	52	13	37

2019 Season	Career
P -	-
G -	-
A -	-
FPG -	-
Sh -	1 at Ohio State (2/19/17)
GB 5 at #20 Michigan (3/4/19)	5, 2x (last at #20 Michigan, 3/4/19)
DC -	4 at Detroit Mercy (3/10/17)
CT 5 at #20 Michigan (3/4/19)	5 at #20 Michigan (3/4/19)

## 2019 BEARCATS LACROSSE

### INDIVIDUAL SEASON & CAREER GAME HIGHS

FESS, Amanda • #21												
Year	GP	GS	G	A	Pt	Sh	SOG	GW	UP	DN	GB	CT
2017	16	2	9	2	11	23	18	0	0	0	5	7
2018	16	0	3	0	3	6	5	0	0	0	4	3
2019	7	0	1	0	1	4	1	0	0	0	1	0
Total	39	2	13	2	15	33	24	0	0	0	10	10

	2019 Season	Career
P	1 vs. Detroit Mercy (2/24/19)	2 at Louisville (3/1/17)
G	1 vs. Detroit Mercy (2/24/19)	1, 13x (last vs. Detroit Mercy, 2/24/19)
A	-	1, 2x (last vs. UConn, 4/15/17)
FPG	1 vs. Detroit Mercy (2/24/19)	1, 4x (last vs. Detroit Mercy, 2/24/19)
Sh	2 at Central Michigan (3/1/19)	3, 2x (last at Louisville, 3/1/17)
GB	-	2 vs. Gardner-Webb (3/17/17)
DC	-	3 at Detroit Mercy (3/10/17)
CT	1 at Central Michigan (3/1/19)	2 at Detroit Mercy (3/10/17)

FINOTTI, Jennie • #10													
Year	GP	GS	G	A	Pt	Sh	SOG	GW	UP	DN	GB	DC	CT
2018	7	0	1	0	1	5	2	0	0	0	2	1	1
2019	6	0	0	1	1	1	1	0	0	0	4	0	1
<b>Total</b>	<b>13</b>	<b>0</b>	<b>1</b>	<b>1</b>	<b>2</b>	<b>6</b>	<b>3</b>	<b>0</b>	<b>0</b>	<b>0</b>	<b>6</b>	<b>1</b>	<b>2</b>

	<i>2019 Season</i>	<i>Career</i>
P	1 at Central Michigan (3/1/19)	1, 2x (last at CMU, 3/1/19)
G	-	1 vs. Central Michigan (3/2/18)
A	1 at Central Michigan (3/1/19)	1 at Central Michigan (3/1/19)
FPG	-	-
Sh	1 at Central Michigan (3/1/19)	2 vs. Detroit Mercy (3/5/18)
GB	2, 2x (last vs. Kent State, 2/10/19)	2, 2x (last vs. Kent State, 2/10/19)
DC	-	1 vs. #6 Florida (4/18/18)
CT	1 vs. Kent State (2/10/19)	1, 2x (last vs. Kent State, 2/10/19)

GYSIN, Taylor • #28													
Year	GP	GS	G	A	Pt	Sh	SOG	GW	UP	DN	GB	DC	CT
2018	17	10	22	6	28	48	34	2	0	0	21	4	6
2019	8	8	16	3	19	32	26	0	2	0	17	1	5
<b>Total</b>	<b>25</b>	<b>18</b>	<b>38</b>	<b>9</b>	<b>47</b>	<b>80</b>	<b>60</b>	<b>2</b>	<b>2</b>	<b>0</b>	<b>38</b>	<b>5</b>	<b>11</b>

	<i>2019 Season</i>	<i>Career</i>
P	8 vs. Marquette (2/15/19)	8 vs. Marquette (2/15/19)
G	6 vs. Marquette (2/15/19)	6 vs. Marquette (2/15/19)
A	2 vs. Marquette (2/15/19)	2, 2x (last vs. Marquette, 2/15/19)
PG	1 at Louisville (3/14/19)	1, 4x (last at Louisville, 3/14/19)
Sh	8 at Louisville (3/14/19)	8 at Louisville (3/14/19)
GB	2, 3x (last at Louisville, 3/14/19)	5 vs. Detroit Mercy (3/5/18)
DC	1, 2x (last at #23 VaTech, 2/20/19)	2 vs. Central Michigan (3/2/18)
CT	2 vs. Marquette (2/15/19)	2, 2x (last vs. Marquette, 2/15/19)

HARRISON, Lauren • #35													
Year	GP	GS	G	A	Pt	Sh	SOG	GW	UP	DN	GB	DC	CT
* '18	4	0	2	0	2	3	2	0	0	0	1	1	0
2019	2	0	0	0	0	0	0	0	0	0	0	0	0
Total	6	0	2	0	2	3	2	0	0	0	1	1	0

\* with Mount St. Mary's (2018)

	2019 Season	Career (* = w/ Mount St. Mary's)
P	-	1, 2x (last vs. Central Conn., 4/27/18) *
G	-	1, 2x (last vs. Central Conn., 4/27/18) *
A	-	-
FPG	-	1 vs. Central Conn. (4/27/18) *
Sh	-	2 vs. Central Conn. (4/27/18) *
GB	-	1 vs. Central Conn. (4/27/18) *
DC	-	1 at LIU Brooklyn, 4/22/18 *
CT	-	-

[illegible]

	2019 Season	Career
P	-	-
G	-	-
A	-	-
FPG	-	-
Sh	-	-
GB	-	-
DC	-	-
CT	-	-

[illegible]

	2019 Season	Career
P	-	-
G	-	-
A	-	-
FPG	-	-
Sh	-	-
GB	1 vs. Detroit Mercy (2/24/19)	1 vs. Detroit Mercy (2/24/19)
DC	-	-
CT	-	-

[illegible]

	2019 Season	Career
P	-	-
G	-	-
A	-	-
FPG	-	-
Sh	-	-
GB	2, 2x (last vs. Marquette, 2/15/19)	4 vs. #6 Florida (4/18/18)
DC	-	1, 2x (last vs. Campbell, 3/8/18)
CT	1 vs. Ohio State (2/8/19)	2, 2x (last vs. #6 Florida, 4/18/18)

[illegible]

	2019 Season	Career
P	-	-
G	-	-
A	-	-
FPG	-	-
Sh	-	-
GB	-	-
DC	-	-
CT	-	-

MAZZOLA, Ali • #8													
Year	GP	GS	G	A	Pt	Sh	SOG	GW	UP	DN	GB	DC	CT
2018	7	0	1	0	1	6	2	0	0	0	5	0	1
2019	5	3	2	0	2	12	6	0	0	0	3	0	1
<b>Total</b>	<b>12</b>	<b>3</b>	<b>3</b>	<b>0</b>	<b>3</b>	<b>18</b>	<b>8</b>	<b>0</b>	<b>0</b>	<b>0</b>	<b>8</b>	<b>0</b>	<b>2</b>

	<i>2019 Season</i>	<i>Career</i>
P	2 at Central Michigan (3/1/19)	2 at Central Michigan (3/1/19)
G	2 at Central Michigan (3/1/19)	2 at Central Michigan (3/1/19)
A	-	-
FPG	-	-
Sh	4, 2x (last at CMU, 3/1/19)	4, 2x (last at CMU, 3/1/19)
GB	2 vs. Marquette (2/15/19)	2 vs. Marquette (2/15/19)
DC	-	-
CT	1 vs. Kent State (2/10/19)	1, 2x (last vs. Kent State, 2/10/19)

[illegible]

	2019 Season	Career
P	-	-
G	-	-
A	-	-
FPG	-	-
Sh	-	-
GB	-	-
DC	-	-
CT	-	-



MLKVY, Sam • #23													
Year	GP	GS	G	A	Pt	Sh	SOG	GW	UP	DN	GB	DC	CT
2016	15	11	8	2	10	26	19	1	0	0	8	8	4
2018	17	17	36	8	44	79	65	0	2	0	48	70	12
2019	8	8	11	6	17	26	19	0	0	0	19	40	9
Total	40	36	55	16	71	131	103	1	2	0	75	116	25

\*redshirted 2017 season after an injury

2019 Season							Career						
P	5	vs. Kent State (2/10/19)					8	at Butler (4/21/18)					
G	4	vs. Kent State (2/10/19)					7	at Butler (4/21/18)					
A	3	at Louisville (3/14/19)					3, 2x	(last at Louisville, 3/14/19)					
FPG	1	vs. Kent State (2/10/19)					1, 4x	(last vs. Kent State, 2/10/19)					
Sh	10	vs. Kent State (2/10/19)					12	at Butler (4/21/18)					
GB	5	vs. Kent State (2/10/19)					9	vs. ECU (4/23/18)					
DC	11	vs. Ohio State (2/8/19)					11	vs. Ohio State (2/8/19)					
CT	3, 2x	(last at #20 Michigan, 3/4/19)					4	at Marquette (3/18/18)					

NAPOLETANO, Gianna • #12													
Year	GP	GS	G	A	Pt	Sh	SOG	GW	UP	DN	GB	DC	CT
2017	15	1	4	0	4	15	13	0	0	1	3	0	1
2018	16	0	8	2	10	17	11	0	0	0	22	0	0
2019	8	6	9	2	11	17	14	0	0	0	10	0	0
Total	39	7	21	4	25	49	38	0	0	1	35	0	1

2019 Season							Career						
P	5	vs. Kent State (2/10/19)					5	vs. Kent State (2/10/19)					
G	4	vs. Kent State (2/10/19)					4	vs. Kent State (2/10/19)					
A	1	vs. Kent State (2/10/19)					1, 3x	(last vs. Kent State, 2/10/19)					
FPG	1	vs. Kent State (2/10/19)					1, 3x	(last vs. Kent State, 2/10/19)					
Sh	4	vs. Kent State (2/10/19)					6	at Campbell (2/26/17)					
GB	3	vs. Marquette (2/15/19)					5	vs. Detroit Mercy (3/5/18)					
DC	-						-						
CT	-						1	at Ohio State (2/19/17)					

NAUSE, Kylie • #6													
Year	GP	GS	G	A	Pt	Sh	SOG	GW	UP	DN	GB	DC	CT
2019	8	2	12	0	12	20	17	0	0	0	7	9	7
Total	8	2	12	0	12	20	17	0	0	0	7	9	7

2019 Season							Career						
P	4	at #20 Michigan (3/4/19)					4	at #20 Michigan (3/4/19)					
G	4	at #20 Michigan (3/4/19)					4	at #20 Michigan (3/4/19)					
A	-						-						
FPG	1	at Central Michigan (3/1/19)					1	at Central Michigan (3/1/19)					
Sh	7	at Central Michigan (3/1/19)					7	at Central Michigan (3/1/19)					
GB	2	vs. Kent State (2/10/19)					2	vs. Kent State (2/10/19)					
DC	3	at Louisville (3/14/19)					3	at Louisville (3/14/19)					
CT	2	vs. Marquette (2/15/19)					2	vs. Marquette (2/15/19)					

PLATOU, Anna • #16													
Year	GP	GS	G	A	Pt	Sh	SOG	GW	UP	DN	GB	DC	CT
2019	--	--											
Total	--	--											

2019 Season							Career						
P	-						-						
G	-						-						
A	-						-						
FPG	-						-						
Sh	-						-						
GB	-						-						
DC	-						-						
CT	-						-						

SAINS, Jayde • #29													
Year	GP	GS	G	A	Pt	Sh	SOG	GW	UP	DN	GB	DC	CT
* '16	17	9	13	1	14	34	23	0	0	0	26	9	11
2017	15	0	6	1	7	15	10	0	0	0	7	2	4
2018	5	0	0	0	0	3	3	0	0	0	5	0	0
2019	8	2	6	1	7	16	10	0	1	0	5	12	2
Total	45	11	25	3	28	68	46	0	1	0	43	23	17

2019 Season							Career (* = w/ LIU Brooklyn)						
P	3	at Central Michigan (3/1/19)					4	vs. Howard (3/19/16) *					
G	3	at Central Michigan (3/1/19)					3, 2x	(last at CMU, 3/1/19)					
A	1	at Louisville (3/14/19)					1, 3x	(last at Louisville, 3/14/19)					
FPG	1, 2x	(last at CMU, 3/1/19)					1, 6x	(last t CMU, 3/1/19)					
Sh	6	at Central Michigan (3/1/19)					6	at Central Michigan (3/1/19)					
GB	2	vs. Ohio State (2/8/19)					5	at Iona (4/2/16) *					
DC	4, 2x	(last at #20 Michigan, 3/4/19)					4, 2x	(last at #20 Michigan, 3/4/19)					
CT	1, 2x	(last vs. Detroit Mercy, 2/24/19)					3	vs. Sacred Heart (4/22/16) *					
* played 2016 at LIU Brooklyn													

BROCATO, Kate • #24													
Year	GP	GS	Mins	GA	GAA	Svs	Sv%	W	L	T	GB	DC	CT
2019	5	1	97:00	15	9.28	12	.444	0	2	0	2	0	1
Total	5	1	97:00	15	9.28	12	.444	0	2	0	2	0	1

2019 Season							Career						
FGA*	2	vs. Kent State (2/10/19)(30:00)					2	vs. Kent State (2/10/19)(30:00)					
FGA	0	vs. Ohio State (2/8/19)(4:05)					0	vs. Ohio State (2/8/19)(4:05)					
MGA*	11	at #20 Michigan (3/4/19)(41:27)					11	at #20 Michigan (3/4/19)(41:27)					
MGA	1, 2x	(last at CMU, 3/1/19)(15:54)					1, 2x	(last at CMU, 3/1/19)(15:54)					
Svs	6	at #20 Michigan (3/4/19)					6	at #20 Michigan (3/4/19)					
GB	-						-						
CT	-						-						

DURSO, Giuliana • #40													
Year	GP	GS	Mins	GA	GAA	Svs	Sv%	W	L	T	GB	DC	CT
2016	4	0	41:13	4	5.82	4	.500	0	0	0	1	0	1
2018	17	17	922:15	199	12.95	161	.447	8	9	0	19	0	7
2019	8	7	356:47	97	16.31	70	.419	3	3	0	15	0	1
Total	29	24	1320:15	300	13.63	235	.439	11	12	0	35	0	9

2019 Season							Career						
FGA*	7	vs. Detroit Mercy (2/24/19)					2	vs. ECU (4/23/18)(30:00)					
MGA*	18	vs. Marquette (2/15/19)					20	at UConn (4/13/18)(60:00)					
Svs	13	vs. Detroit Mercy (2/24/19)					14, 2x	(last vs. Georgetown, 3/31/18)					
GB	4, 2x	(last vs. Marquette, 2/15/19)					4, 3x	(last vs. Marquette, 2/15/19)					
CT	1	at Central Michigan (3/1/19)					2, 2x	(last vs. Campbell (3/8/18)					

FOERY, Madison • #0													
Year	GP	GS	Mins	GA	GAA	Svs	Sv%	W	L	T	GB	DC	CT
2017	11	2	215:41	52	14.47	17	.246	0	1	0	2	0	0
2018	4	0	92:56	16	10.33	9	.360	0	0	0	5	0	2
2019	3	0	30:47	6	11.69	1	.143	0	0	0	1	0	0
Total	18	2	339:24	74	13.08	27	.267	0	1	0	8	0	2

2019 Season							Career						
FGA*	-						4	at Butler (4/21/18)(30:00)					
FGA	1	vs. Detroit Mercy (2/24/19)(5:54)					1, 4x	(last vs. Detroit Mercy, 2/24/19)(5:54)					
MGA*	-						16	at Campbell (2/26/17)(60:00)					
MGA	3	at Louisville (3/14/19)(16:23)					6	vs. #6 Florida (4/18/18)(29:19)					
Svs	1	vs. Detroit Mercy (2/24/19)					6	at Campbell (2/26/17)					
GB	1	vs. Detroit Mercy (2/24/19)					2, 3x	(last vs. ECU, 4/23/18)					
CT	-						2	vs. ECU (4/23/18)					

FGA - fewest goals allowed • MGA - most goals allowed • \* when playing 30+ minutes in a game

## 2019 SEASON LEADERS

Date	Opponent	Goals	Assists	Points	Draw Controls	Ground Balls	Caused Turnovers
2/8	Ohio State	Mlkvy (3)	Borzillo   Carney (1)	Borzillo   Mlkvy (3)	Mlkvy (11)	Dukes (6)	Dukes (4)
2/10	Kent State	Borzillo (7)	Borzillo (4)	Borzillo (11)	Mlkvy (6)	Borzillo   Gysin (6)	Borzillo (5)
2/15	Marquette	Gysin (6)	Carney (4)	Gysin (8)	Adams (7)	Donovan (6)	Donovan   Al. Fess (4)
2/20	at Virginia Tech	Borzillo (4)	Borzillo   Mlkvy (1)	Borzillo (5)	Adams (5)	Donovan (4)	Borzillo (3)
2/24	Detroit Mercy	Borzillo (6)	Borzillo (3)	Borzillo (9)	Adams (7)	Borzillo (6)	Donovan   Ad. Fess (3)
3/1	at Central Michigan	Nause   Sains (3)	Borzillo   Finotti (1)	Nause   Sains (3)	Adams   Sains (4)	Donovan (6)	Donovan (4)
3/3	at Michigan	Nause (4)	Borzillo (6)	Borzillo (6)	Mlkvy (6)	Fess, Al. (5)	Fess, Al. (5)
3/13	at Louisville	Gysin (5)	Borzillo   Mlkvy (3)	Gysin (6)	Donovan (6)	Dukes (5)	Dukes   Donovan (3)
3/22	San Diego State						
3/24	Gardner-Webb						
3/30	UConn						
4/2	Butler						
4/6	at ECU						
4/13	Temple						
4/20	Vanderbilt						
4/25	at Stetson						
4/27	at Florida						

## MOST GOALS IN A GAME IN 2019

G	Bearcat	Date	Opponent
7	Borzillo	2/10	Kent State
6	Borzillo	2/24	Detroit Mercy
6	Gysin	2/15	Marquette
5	Gysin	3/14	Louisville
5	Adams	2/15	Marquette
4	Nause	3/4	Michigan (20)
4	Borzillo	2/20	Virginia Tech (23)
4	Donovan	2/15	Marquette
4	Mlkvy	2/10	Kent State
4	Napoleitano	2/10	Kent State
3	Nause	3/14	Louisville
3	Adams	2/24	Detroit Mercy
3	Gysin	2/24	Detroit Mercy
3	Mlkvy	2/24	Detroit Mercy
3	Nause	3/1	Central Michigan
3	Sains	3/1	Central Michigan
3	Borzillo	2/15	Marquette
3	Mlkvy	2/8	Ohio Stat

## MOST POINTS IN A GAME IN 2019

P	Bearcat	Date	Opponent
11	Borzillo (7-4)	2/10	Kent State
9	Borzillo (6-3)	2/24	Detroit Mercy
8	Gysin (6-2)	2/15	Marquette
6	Gysin (5-1)	3/14	Louisville
6	Borzillo (0-6)	3/4	Michigan (20)
6	Borzillo (3-3)	2/15	Marquette
6	Carney (2-4)	2/15	Marquette
5	Adams (5-0)	2/15	Marquette
5	Borzillo (4-1)	2/20	Virginia Tech (23)
5	Donovan (4-1)	2/15	Marquette
5	Mlkvy (4-1)	2/10	Kent State
5	Napoleitano (4-1)	2/10	Kent State
4	Mlkvy (1-3)	3/14	Louisville
4	Nause (4-0)	3/4	Michigan (20)
4	Adams (3-1)	2/24	Detroit Mercy

## MOST GROUND BALLS IN A GAME IN 2019

GB	Bearcat	Date	Opponent
6	Donovan	3/1	Central Michigan
6	Borzillo	2/24	Detroit Mercy
6	Borzillo	2/10	Kent State
6	Donovan	2/15	Marquette
6	Dukes	2/8	Ohio State
6	Gysin	2/10	Kent State
5	Dukes	3/14	Louisville
5	Fess, Al.	3/4	Michigan (20)
5	Dukes	3/1	Central Michigan
5	Carney	2/10	Kent State
5	Donovan	2/10	Kent State
5	Mlkvy	2/10	Kent State
5	Napoleitano	2/15	Marquette

## MOST ASSISTS IN A GAME IN 2019

A	Bearcat	Date	Opponent
6	Borzillo	3/4	Michigan (20)
4	Borzillo	2/10	Kent State
4	Carney	2/15	Marquette
3	Borzillo	3/14	Louisville
3	Mlkvy	3/14	Louisville
3	Borzillo	2/24	Detroit Mercy
3	Borzillo	2/15	Marquette
2	Carney	2/24	Detroit Mercy
2	Gysin	2/15	Marquette
1	Donovan	3/14	Louisville
1	Gysin	3/14	Louisville
1	Sains	3/14	Louisville
1	Borzillo	3/1	Central Michigan
1	Finotti	3/1	Central Michigan
1	Borzillo	2/20	Virginia Tech (23)
1	Borzillo	2/8	Ohio State
1	Carney	2/8	Ohio State
1	Donovan	2/15	Marquette
1	Mlkvy	2/20	Virginia Tech (23)
1	Mlkvy	2/15	Marquette
1	Mlkvy	2/10	Kent State
1	Napoleitano	2/10	Kent State
1	Napoleitano	2/15	Marquette

## MOST DRAW CONTROLS IN A GAME IN 2019

DC	Bearcat	Date	Opponent
11	Mlkvy	2/8	Ohio State
7	Adams	2/24	Detroit Mercy
7	Adams	2/15	Marquette
6	Donovan	3/14	Louisville
6	Mlkvy	3/4	Michigan (20)
6	Mlkvy	2/10	Kent State
5	Adams	2/20	Virginia Tech (23)
4	Mlkvy	3/14	Louisville
4	Sains	3/4	Michigan (20)
4	Adams	3/1	Central Michigan
4	Sains	3/1	Central Michigan
4	Mlkvy	2/24	Detroit Mercy
4	Donovan	2/10	Kent State
4	Mlkvy	2/20	Virginia Tech (23)
4	Mlkvy	2/15	Marquette
3	Nause	3/14	Louisville
3	Adams	3/4	Michigan (20)
3	Donovan	3/1	Central Michigan
3	Nause	2/24	Detroit Mercy
3	Donovan	2/15	Marquette
3	Sains	2/10	Kent State

## MOST CAUSED TURNOVERS IN A GAME IN 2019

CT	Bearcat	Date	Opponent
5	Fess, Al.	3/4	Michigan (20)
5	Borzillo	2/10	Kent State
4	Donovan	3/1	Central Michigan
4	Dukes	2/8	Ohio State
3	Donovan	3/14	Louisville
3	Dukes	3/14	Louisville
3	Mlkvy	3/4	Michigan (20)
3	Borzillo	3/1	Central Michigan
3	Dukes	3/1	Central Michigan
3	Donovan	2/24	Detroit Mercy
3	Fess, Ad.	2/24	Detroit Mercy
3	Borzillo	2/20	Virginia Tech (23)
3	Donovan	2/15	Marquette
3	Fess, Al.	2/15	Marquette
3	Mlkvy	2/10	Kent State
2	Fess, Ad.	3/4	Michigan (20)
2	Borzillo	3/14	Louisville
2	Borzillo	2/24	Detroit Mercy
2	Borzillo	2/15	Marquette
2	Donovan	2/8	Ohio State
2	Fess, Al.	2/20	Virginia Tech (23)
2	Fess, Am.	2/8	Ohio State
2	Gysin	2/15	Marquette
2	Nause	2/15	Marquette

updated thru Louisville game (3/14/19)

## OVERALL GOALS SCORED IN PROGRAM HISTORY

Goal	Scorer	Type	Assist	Opponent	Date	H	Clock
1	Lynsey Burton	FPG	--	at Vanderbilt	2/14/08	1	22:10
100	Shannon Lynes		Jess Kazaks	at Louisville	4/29/08	1	19:43
200	Lindsey Marshall	UNA	--	at UConn	3/27/09	1	24:23
300	Katie Liberatore	UNA	--	Presbyterian	3/13/10	1	28:28
400	Laura Simanski		Shannon Lynes	Jacksonville	4/18/10	2	24:37
500	Kylie Ramsland		Katie Liberatore	Stanford (7)	3/22/11	2	15:23
600	Laura Simanski	UNA	--	at Presbyterian	2/26/12	1	18:11
700	Marissa Pierson		Rachel Mercier	at Rutgers	4/15/12	2	5:53
800	Taylor Young	UNA	--	at Georgetown	3/22/13	1	25:49
900	Ashley Helmraht	UNA	--	at Niagara	3/1/14	2	6:50
1000	Sarah Del Bene		Ashley Helmraht	UConn	4/19/14	1	6:45
1100	Courtney Curtis	FPG	--	at Villanova	4/4/15	2	14:50
1200	Megan Bell		Courtney Curtis	Coastal Carolina	3/18/16	1	2:08
1300	Amanda Donovan	DWN	Monica Borzillo	at Detroit Mercy	3/10/17	2	1:39
1400	Elaina Enich		McKenna Rushford	Temple	4/5/17	2	27:06
1500	Sam Mlkvy	UNA	--	Central Michigan	3/2/18	2	29:07
1600	McKenna Rushford		Sam Mlkvy	at Butler	4/21/18	1	11:24
1700	Gianna Napoletano	UNA	--	at Central Michigan	3/1/19	1	14:51
1731	Taylor Gysin		Sam Mlkvy	at Louisville	3/14/19	2	2:22

## HOME GOALS SCORED IN PROGRAM HISTORY

Goal	Scorer	Type	Assist	Opponent	Date	H	Clock
1	Jess Kazaks		Jamie DeSautels	LeMoyne	2/23/08	1	13:51
100	Natalie Starvaggi	FPG	--	Louisville	4/15/09	1	15:50
200	Laura Simanski	FPG	--	UConn	4/25/10	2	8:09
300	Laura Simanski	UNA	--	Syracuse	4/22/12	1	26:03
400	Courtney Curtis	UNA	--	Coastal Carolina	3/14/14	1	18:26
500	Sarah Del Bene	FPG	--	Ohio State	3/18/15	1	25:28
600	Maria Collacchi	FPG	--	Gardner-Webb	3/17/17	1	20:41
700	Monica Borzillo		McKenna Rushford	Louisville	2/9/18	2	29:32
800	Sam Mlkvy		Monica Borzillo	ECU	4/23/18	2	18:17
878	Taylor Gysin		Monica Borzillo	Detroit Mercy	2/24/19	2	11:23

## HOME (AT GETTLER STADIUM ONLY) GOALS SCORED IN PROGRAM HISTORY

Goal	Scorer	Type	Assist	Opponent	Date	H	Clock
1	Courtney Curtis	FPG	--	Coastal Carolina	3/14/14	1	25:15
100	Brooke Kovinsky	UNA	--	Robert Morris	2/8/16	2	12:58
200	Monica Borzillo	UNA	--	Central Michigan	3/2/18	1	20:27
300	Gianna Napoletano		Monica Borzillo	Kent State	2/10/19	2	14:56
345	Taylor Gysin		Monica Borzillo	Detroit Mercy	2/24/19	2	11:23

## HOME (AT SHEAKLEY ATHLETICS CENTER) GOALS SCORED IN PROGRAM HISTORY

Goal	Scorer	Type	Assist	Opponent	Date	H	Clock
1	Katie Kiriazoglou		Ashley Helmraht	Detroit Mercy	3/29/13	1	27:14
100	Skylar DeLemos	UNA	--	Villanova	4/29/16	2	13:09
179	Amanda Donovan		Katie Stegman	Vanderbilt	4/22/17	2	0:03

## ROAD GOALS SCORED IN PROGRAM HISTORY

Goal	Scorer	Type	Assist	Opponent	Date	H	Clock
1	Lynsey Burton	FPG	--	at Vanderbilt	2/14/08	1	22:10
100	Lynsey Burton	UNA	--	at Ohio State	3/11/09	1	27:22
200	Marissa Pierson		Katie Kiriazoglou	at Villanova	4/30/10	2	25:55
300	Marissa Pierson	FPG	--	at Fresno State	2/19/12	2	23:01
400	Kylie Ramsland	UNA	--	at Coastal Carolina	2/5/13	2	25:53
500	Dani Tunnell	FPG	--	at Marquette	3/28/14	1	13:43
600	Sam Mlkvy		Brooke Kovinsky	at UConn	4/2/16	2	22:29
700	Katie Stegmann	FPG	--	at Georgetown	4/12/17	1	19:00
800	Ali Mazzola		Monica Borzillo	at Central Michigan	3/1/19	1	7:00
828	Taylor Gysin		Sam Mlkvy	at Louisville	3/14/19	2	2:22

## NEUTRAL SITE GOALS SCORED IN PROGRAM HISTORY

Goal	Scorer	Type	Assist	Opponent	Date	H	Clock
1	Lindsey Marshall		Shannon Lynes	vs. St. Mary's <sup>1</sup>	3/7/08	1	13:47
34	Laura Simanski	UP	unassisted	vs. Oregon <sup>2</sup>	4/1/12	2	0:00

<sup>1</sup> Annapolis, Md. | <sup>2</sup> Edgewater, Md.

Goal Types: UNA • unassisted | FPG • free-position goal | UP • man-up goal | DWN • man-down goal

## BICENTENNIAL COUNTDOWN

The University of Cincinnati is celebrating its bicentennial in 2019 after the school was established April of 1819. Heading into the season, the Bearcats program had scored 1,626 goals all-time and would need 193 this year to reach 1,819 goals. Below is a countdown for the Bearcats to see if they can score the program's 1,819th goal in the year UC celebrates its origin.

Gm	GS	Opponent	All-Time	Need
0	-	opened season with	1,626	193
1	6	Ohio State	1,632	187
2	19	Kent State	1,651	168
3	22	Marquette	1,673	146
4	8	at Virginia Tech	1,681	138
5	18	Detroit Mercy	1,699	120
6	11	at Central Michigan	1,710	109
7	9	at Michigan	1,719	100
8	12	at Louisville	1,731	88
9		San Diego State		
10		Gardner-Webb		
11		UConn		
12		Butler		
13		at ECU		
14		Temple		
15		Vanderbilt		
16		at Stetson		
17		at Florida		

GS - goals scored in that game

Need - number of goals needed to reach 1,819 goals

## CONSECUTIVE GAMES WITH 1 GOAL SCORED

Gm	Bearcat	Started	Ended
1.	16 Curtis, Courtney	2/13/15	4/19/15
2.	14 Borzillo, Monica	3/31/18	3/1/19
	14 Marshall, Lindsey	3/4/09	4/27/09
4.	13 Donovan, Amanda	2/9/18	4/13/18
5.	12 Helmrath, Ashley	2/21/14	4/11/14
	12 Mercier, Rachel	2/17/12	4/15/12
	12 Simanski, Laura	4/25/10	3/27/11
8.	11 Borzillo, Monica	2/19/17	4/1/17
	11 Bell, Megan	3/29/13	2/23/14
10.	10 Mlkvy, Sam	2/9/18	3/31/18
	10 Bell, Megan	2/19/16	3/22/16
	10 Ramsland, Kylie	2/17/12	4/22/12
	10 Marshall, Lindsey	3/30/08	2/20/09
14.	8 Mlkvy, Sam	4/7/18	2/10/19
	8 Curtis, Courtney	3/22/16	4/29/16
	8 Stegmann, Katie	4/29/16	3/17/17
	8 Curtis, Courtney	2/21/14	3/23/14
	8 Simanski, Laura	2/19/12	4/1/12
	8 Bell, Megan	2/17/12	3/30/12
20.	7 Carney, Kate	3/2/18	4/4/18
	7 Helmrath, Ashley	2/20/15	3/18/15
	7 Ramsland, Kylie	4/30/12	3/17/13
	7 Burton, Lynsey	4/29/08	3/11/09
24.	6 Donovan, Amanda	2/15/19	-
	6 Borzillo, Monica	2/9/18	3/5/18
	6 Fess, Amanda	3/12/17	4/5/17
	6 Donovan, Amanda	2/26/17	3/17/17
	6 Simanski, Laura	4/13/12	4/30/12

highlighted entries indicate active streaks

## CONSECUTIVE GAMES WITH 1 ASSIST

Gm	Bearcat	Started	Ended
1.	10 Borzillo, Monica	2/16/18	4/4/18
2.	9 Borzillo, Monica	4/23/18	--
3.	8 Kiriazoglou, Katie	5/1/11	4/13/12
4.	7 Bell, Megan	3/4/16	4/2/16
5.	6 Helmrath, Ashley	2/15/13	3/17/13
	6 Starvaggi, Natalie	4/18/09	3/13/10
7.	5 Gysin, Taylor	4/7/18	4/23/18
	5 Donovan, Amanda	3/5/18	3/31/18
	5 Rushford, McKenna	3/2/18	3/24/18
	5 Donovan, Amanda	3/6/16	3/22/16
	5 Mercier, Rachel	4/15/12	4/30/12
12.	4 Helmrath, Ashley	3/9/14	2/23/14
	4 Mercier, Rachel	3/3/12	3/30/12
	4 Parsons, Mackenzie	5/1/11	2/26/12
	4 Liberatore, Katie	3/22/11	4/1/11
16.	3 Rushford, McKenna	2/9/18	2/18/18
	3 Borzillo, Monica	3/10/17	3/17/17
	3 Borzillo, Monica	2/19/17	2/24/17
	3 Collacchi, Maria	2/21/16	2/28/16
	3 Miller, Brianna	2/27/15	3/8/15
	3 Helmrath, Ashley	2/22/15	3/4/15
	3 Young, Taylor	4/6/14	4/13/14
	3 Tunnell, Dani	3/30/14	4/11/14
	3 Helmrath, Ashley	2/21/14	3/1/14
	3 Ramsland, Kylie	4/15/11	4/21/11
	3 Kiriazoglou, Katie	4/8/11	4/17/11
	3 Kiriazoglou, Katie	4/30/10	2/13/11
	3 Starvaggi, Natalie	4/25/10	5/2/10
	3 Liberatore, Katie	3/7/10	3/20/10
	3 DeSautels, Jamie	3/7/08	3/16/08

highlighted entries indicate active streaks

## CONSECUTIVE GAMES WITH 1 POINT RECORDED

Gm	Bearcat	Started	Ended
1.	32 Marshall, Lindsey	2/23/08	4/27/09
2.	25 Borzillo, Monica	2/9/18	--
3.	18 Curtis, Courtney	4/19/14	4/19/15
4.	17 Simanski, Laura	4/15/09	4/18/10
5.	16 Borzillo, Monica	2/19/17	4/22/17
	16 Mercier, Rachel	2/17/12	4/30/12
7.	14 Bell, Megan	3/29/13	3/9/14
	14 Ramsland, Kylie	2/17/12	4/22/12
	14 Kiriazoglou, Katie	4/8/11	2/15/13
10.	13 Donovan, Amanda	2/9/18	4/13/18
11.	12 Rushford, McKenna	2/19/17	4/5/17
	12 Bell, Megan	2/19/16	4/9/16
	12 Helmrath, Ashley	2/21/14	4/11/14
	12 Simanski, Laura	4/25/10	3/27/11
	12 Simanski, Laura	2/15/09	4/5/09
16.	11 Mlkvy, Sam	4/7/18	2/24/19
	11 Liberatore, Katie	3/2/11	4/21/11
18.	10 Mlkvy, Sam	2/9/18	3/31/18
	10 Rushford, McKenna	2/9/18	3/31/18
	10 Donovan, Amanda	2/26/17	4/1/17
	10 Stegmann, Katie	4/29/16	3/24/17
	10 Curtis, Courtney	3/13/16	4/29/16
	10 Tunnell, Dani	3/16/14	4/26/14
	10 Simanski, Laura	5/1/11	4/1/12
	9 Carney, Kate	3/2/18	4/13/18
	9 Donovan, Amanda	2/21/16	3/22/16
	9 Bell, Megan	2/17/12	4/1/12
28.	8 Enich, Elaina	3/10/17	4/5/17
	8 Curtis, Courtney	2/21/14	2/23/14
	8 Helmrath, Ashley	2/20/15	3/27/15
	8 Ramsland, Kylie	4/30/12	3/22/13
	8 Ramsland, Kylie	3/22/11	4/21/11
33.	7 Gysin, Taylor	4/4/18	4/29/18
	7 Tunnell, Dani	2/27/15	3/29/15
	7 Young, Taylor	2/15/13	3/22/13
	7 Burton, Lynsey	4/29/08	3/11/09
37.	6 Donovan, Amanda	2/15/19	-
	6 Fess, Amanda	3/12/17	4/5/17
	6 Del Bene, Sarah	3/8/15	3/29/15
	6 Helmrath, Ashley	2/15/13	3/17/13
	6 Simanski, Laura	4/13/12	4/30/12
	6 Parsons, Mackenzie	4/21/11	3/2/12
	6 Doran, Jenn	4/11/09	3/5/10

## HAT TRICKS • TEAM SEASON TOTALS

	#	Year	3	4	5	6	7	8	9
1.	24	2017	15	7	2	0	0	0	-
2.	21	2009	11	6	3	1	0	0	-
3.	20	2018	8	5	3	2	1	1	-
4.	19	2012	7	8	2	2	0	0	-
5.	18	2019	9	4	2	2	1	0	-
6.	17	2013	8	6	3	0	0	0	-
7.	16	2010	11	3	1	0	1	0	-
8.	15	2014	7	6	1	1	0	0	-
9.	11	2011	9	1	0	1	0	0	-
10.	10	2008	8	2	0	0	0	0	-

# columns indicate number of goals scored in 'hat trick'

## HAT TRICKS • INDIVIDUAL CAREER TOTALS

#	Bearcat	
1.	30 Simanski, Laura (09-12)	14-11-3-1-1-0
2.	17 Borzillo, Monica (17-p)	6-5-3-1-1-1
3.	15 Curtis, Courtney (13-16)	8-6-1-0-0-0
4.	13 Mlkvy, Sam (17-pr)	8-4-0-0-1-0
5.	11 Marshall, Lindsey (08-09)	7-3-1-0-0-0
6.	10 Kiriazoglou, Katie (10-13)	8-1-0-1-0-0
	10 Bell, Megan (12-14, 16)	6-2-1-1-0-0
8.	7 Young, Taylor (11-14)	3-4-0-0-0-0
	7 Rushford, McKenna (17-18)	2-2-1-2-0-0
10.	6 Gysin, Taylor (18-p)	2-2-1-1-0-0
	6 Ramsland, Kylie (11-13)	2-2-1-1-0-0

current players out of the Top 10

12.	5 Donovan, Amanda (16-p)	3-1-1-0-0-0
17.	3 Adams, Alyssa (18-p)	2-0-1-0-0-0
	3 Napoletano, Gianna (17-p)	3-0-0-0-0-0
	3 Nause, Kylie (19-p)	1-1-0-0-0-0
--	1 Sains, Jayde (17-p)	1-0-0-0-0-0

#s after names indicate 3g, 4g, etc., hat tricks in her career

# BEARCATS LACROSSE RECORD BOOK

# CAREER INDIVIDUAL RECORDS

## GOALS

1.	153	Laura Simanski	2009-12
2.	104	Monica Borzillo	2017-p
	104	Courtney Curtis	2013-16
4.	91	Megan Bell	2012-16
5.	66	Katie Kiriazoglou	2010-13
6.	64	Amanda Donovan	2016-p
	64	Lindsey Marshall	2008-09
8.	62	Kylie Ramsland	2010-13
9.	58	Marissa Pierson	2010-13
10.	55	Sam Mlkvy	2016-p

## ASSISTS

1.	83	Monica Borzillo	2017-p
2.	64	Katie Kiriazoglou	2010-13
3.	32	Ashley Helmrath	2012-15
4.	27	Megan Bell	2012-16
5.	25	Katie Liberatore	2010-11
6.	24	Amanda Donovan	2016-p
	24	Natalie Starvaggi	2008-11
	24	Rachel Mercier	2009-12
9.	23	Courtney Curtis	2013-16
10.	21	McKenna Rushford	2017-18

## POINTS

1.	187	Monica Borzillo	104g	83a	2017-p
2.	169	Laura Simanski	153g	16a	2009-12
3.	130	Katie Kiriazoglou	66g	64a	2010-13
4.	127	Courtney Curtis	104g	23a	2013-16
5.	118	Megan Bell	91g	27a	2012-16
6.	88	Amanda Donovan	64g	24a	2016-p
7.	79	Kylie Ramsland	62g	17a	2010-13
8.	73	McKenna Rushford	52g	21a	2017-18
9.	71	Sam Mlkvy	55g	16a	2016-p
10.	69	Lindsey Marshall	64g	5a	2008-09
	69	Natalie Starvaggi	45g	24a	2008-11

## SHOTS ATTEMPTED

1.	315	Laura Simanski	153g	2009-12
2.	282	Courtney Curtis	104g	2013-16
3.	260	Monica Borzillo	104g	2017-p
4.	198	Megan Bell	91g	2012-16
5.	164	Amanda Donovan	64g	2016-p
6.	152	MacKenzie Parsons	50g	2009-12
7.	144	Kylie Ramsland	62g	2010-13
8.	140	Lindsey Marshall	64g	2008-09
9.	131	Sam Mlkvy	55g	2016-p
10.	128	Katie Kiriazoglou	66g	2010-13

## SHOTS ON GOAL

1.	246	Laura Simanski	153g	2009-12
2.	210	Courtney Curtis	104g	2013-16
3.	199	Monica Borzillo	104g	2017-p
4.	157	Megan Bell	91g	2012-16
5.	116	Amanda Donovan	64g	2016-p
6.	112	MacKenzie Parsons	50g	2009-12
7.	108	Lindsey Marshall	64g	2008-09
8.	103	Sam Mlkvy	55g	2016-p
9.	101	Katie Kiriazoglou	66g	2010-13
	101	Kylie Ramsland	69g	2010-13

## MAN-UP GOALS

1.	6	Monica Borzillo	2017-p
2.	5	McKenna Rushford	2017-18
	5	Courtney Curtis	2013-16
4.	4	Katie Kiriazoglou	2010-13
5.	3	Marissa Pierson	2010-13
	3	Laura Simanski	2009-12
7.	2	Maria Collacchi	2016-p
	2	Taylor Gysin	2018-p
	2	Sam Mlkvy	2016-p
10.	1	13x	

## MAN DOWN GOALS

1.	3	McKenna Rushford	2017-18
2.	2	Elaina Enich	2014-17
	2	Kylie Ramsland	2010-13
	2	Katie Kiriazoglou	2010-13
5.	1	Sam Mlkvy	2016-p
	1	Amanda Donovan	2016-p
	1	Gianna Napoletano	2017-p
		Bridget Cleary	2015-18
	1	Jenn Doran	2009-12
	1	Gabby Sinmaz	2009-12
	1	Laura Simanski	2009-12

## GAME-WINNING GOALS

1.	4	Monica Borzillo	2017-p
	4	Laura Simanski	2009-12
	4	Kylie Ramsland	2010-13
4.	3	Alyssa Adams	2018-p
	3	Amanda Donovan	2016-p
	3	McKenna Rushford	2017-18
7.	2	10x with 1 active...	
	2	Taylor Gysin	2018-p

## FREE-POSITION GOALS

1.	41	Laura Simanski	2009-12
2.	28	Courtney Curtis	2013-16
3.	27	Monica Borzillo	2017-p
4.	22	Kylie Ramsland	2010-13
5.	21	Lindsey Marshall	2008-09
6.	18	Megan Bell	2012-16
7.	16	Natalie Starvaggi	2008-11
	16	MacKenzie Parsons	2009-12
9.	15	Katie Stegmann	2016-17
10.	12	McKenna Rushford	2017-18
	12	Ashley Helmrath	2012-15

## GROUND BALLS

1.	177	Meg Gulmi	2013-16
2.	115	Amanda Donovan	2016-p
3.	114	Lauren Hudson	2015-18
4.	108	Paige Stratton	2008-11
5.	102	Skylar DeLemos	2014-17
6.	96	Kyara Byner	2013-16
6.	93	MacKenzie Parsons	2009-12
8.	87	Schuyler Nissen	2015-18
9.	84	Laura Simanski	2009-12
10.	82	Monica Borzillo	2017-p
	82	Kelsey Conway	2011-14

## DRAW CONTROLS

1.	204	Megan Bell	2012-16
2.	120	MacKenzie Parsons	2009-12
3.	116	Sam Mlkvy	2016-p
4.	114	Kylie Ramsland	2010-13
5.	113	Skylar DeLemos	2014-17
6.	107	Schuyler Nissen	2015-18
7.	100	Rachel Mercier	2009-12
8.	93	Ali Mattingly	2009-12
9.	90	Amanda Donovan	2016-p
10.	66	Laura Simanski	2009-12

## CAUSED TURNOVERS

1.	98	Kyara Byner	2013-16
2.	81	Lauren Hudson	2015-18
3.	76	Amanda Donovan	2016-p
4.	64	Skylar DeLemos	2014-17
5.	51	MacKenzie Parsons	2009-12
6.	47	Monica Borzillo	2017-p
7.	44	Paige Stratton	2008-11
8.	40	Jillian Magnotta	2012-15
9.	39	Lindsey Marshall	2008-09
	39	Laura Simanski	2009-12

## SAVES

1.	546	Meg Gulmi	747ga	2013-16
2.	347	Katherine Russo	421ga	2009-11
3.	283	Jennifer Walsh	507ga	2011-14
4.	235	Giuliana Durso	300ga	2016-p
5.	113	Jen Mott	157ga	2008-10
6.	105	Alex MacAffer	199ga	2015-18
7.	96	Haley Marvine	151ga	2008-11
8.	27	Madison Foery	71ga	2017-p
9.	12	Kate Brocato	15ga	2019-p
10.	4	Sidonie Turner	11ga	2008

## SAVE PERCENT (min. 50 saves)

1.	.452	Katherine Russo	421ga	347sv	2009-11
2.	.439	Giuliana Durso	300ga	235sv	2016-p
3.	.422	Meg Gulmi	747ga	546sv	2013-16
4.	.419	Jen Mott	157ga	113sv	2008-10
5.	.389	Haley Marvine	151ga	96sv	2008-11
6.	.358	Jennifer Walsh	507ga	283sv	2011-14
7.	.345	Alex MacAffer	199ga	105sv	2015-18

## GOALS AGAINST AVERAGE (min. 200 minutes)

1.	12.39	Meg Gulmi	747ga	3617m	2013-16
2.	12.64	Alex MacAffer	199ga	944m	2015-18
3.	13.08	Madison Foery	74ga	339m	2017-p
4.	13.63	Giuliana Durso	300ga	1320m	2016-p
5.	13.66	Haley Marvine	151ga	663m	2008-11
6.	13.15	Katherine Russo	421ga	1848m	2009-11
7.	14.20	Jen Mott	157ga	664m	2008-10
8.	15.87	Jennifer Walsh	507ga	1917m	2011-14

## MOST WINS

1.	18	Meg Gulmi	18-48	2013-16
2.	12	Katherine Russo	12-19	2009-11
3.	11	Giuliana Durso	11-11	2016-p
4.	5	Alex MacAffer	5-10	2015-18
5.	4	Jennifer Walsh	4-24	2011-14
6.	2	Jen Mott	2-11	2008-10



# BEARCATS LACROSSE RECORD BOOK

# SEASON INDIVIDUAL RECORDS

## GOALS

1.	47	Laura Simanski	2009
2.	42	Monica Borzillo	2018
3.	39	Monica Borzillo	2017
	39	Laura Simanski	2010
5.	38	Laura Simanski	2012
6.	37	Courtney Curtis	2015
7.	36	Sam Mlkvy	2018
8.	34	McKenna Rushford	2018
	34	Lindsey Marshall	2009
10.	30	Lindsey Marshall	2008

## ASSISTS

1.	34	Monica Borzillo	2017
2.	27	Monica Borzillo	2018
	27	Katie Kiriazoglou	2010
4.	22	Monica Borzillo	2019
	22	Rachel Mercier	2012
6.	18	Katie Kiriazoglou	2011
7.	16	McKenna Rushford	2018
8.	15	Ashley Helmrath	2014
	15	Katie Liberatore	2011
	15	Natalie Starvaggi	2010

## POINTS

1.	73	Monica Borzillo	39g	34a	2017
2.	69	Monica Borzillo	42g	27a	2018
3.	52	Laura Simanski	47g	5a	2009
4.	50	McKenna Rushford	34g	16a	2018
5.	47	Katie Kiriazoglou	20g	27a	2010
6.	45	Monica Borzillo	23g	22a	2019
7.	44	Sam Mlkvy	36g	8a	2018
	44	Laura Simanski	38g	6a	2012
	44	Laura Simanski	39g	5a	2010
10.	41	Megan Bell	27g	14a	2016

## SHOTS ATTEMPTED

1.	108	Monica Borzillo	39 goals	2017
2.	103	Monica Borzillo	42 goals	2018
	103	Courtney Curtis	37 goals	2015
4.	92	Laura Simanski	47 goals	2009
5.	88	Laura Simanski	39 goals	2010
6.	79	Sam Mlkvy	36 goals	2018
7.	78	Megan Bell	27 goals	2016
8.	77	Laura Simanski	38 goals	2012
9.	71	McKenna Rushford	34 goals	2018
	71	Lindsey Marshall	30 goals	2008

## SHOTS ON GOAL

1.	81	Monica Borzillo	39 goals	2017
2.	80	Monica Borzillo	42 goals	2018
3.	79	Laura Simanski	47 goals	2009
4.	77	Courtney Curtis	37 goals	2015
5.	65	Sam Mlkvy	36 goals	2018
6.	64	Laura Simanski	39 goals	2010
7.	58	Megan Bell	27 goals	2016
8.	57	Laura Simanski	38 goals	2012
9.	55	Lindsey Marshall	30 goals	2008
10.	54	McKenna Rushford	34 goals	2018

## MAN-UP GOALS

1.	4	McKenna Rushford	2018
	4	Courtney Curtis	2015
3.	3	Monica Borzillo	2018
	3	Monica Borzillo	2017
5.	2	Taylor Gysin	2019
	2	Sam Mlkvy	2018
	2	Laura Simanski	2012
	2	Marissa Pierson	2012
9.	1	23x by 18 Bearcats	
	1	Jayde Sains	2019

## MAN DOWN GOALS

1.	2	McKenna Rushford	2018
	2	Elaina Enich	2016
3.	1	Bridget Cleary	2017
	1	Amanda Donovan	2017
	1	Sam Mlkvy	2017
	1	Gianna Napoletano	2017
	1	McKenna Rushford	2017
	1	Kylie Ramsland	2011 & 2012
	1	Katie Kiriazoglou	2010 & 2012
	1	Laura Simanski	2010
	1	Gabby Sinmaz	2010
	1	Jenn Doran	2010

## GAME-WINNING GOALS

1.	3	Kylie Ramsland	2013
2.	2	Alyssa Adams	2018
	2	Monica Borzillo	2018
	2	Taylor Gysin	2018
	2	McKenna Rushford	2018
	2	Amanda Donovan	2017
	2	Brooke Kovinsky	2016
	2	Sarah Del Bene	2014
	2	Laura Simanski	2009 & 2012
	2	Natalie Starvaggi	2009

## FREE-POSITION GOALS

1.	13	Courtney Curtis	2015
2.	12	Lindsey Marshall	2009
3.	11	McKenna Rushford	2018
	11	Laura Simanski	2011
5.	10	Monica Borzillo	2017 & 2018
	10	Kylie Ramsland	2012
	10	Laura Simanski	2010 & 2012
10.	9	Katie Stegmann	2017
	9	Laura Simanski	2009
	9	Lindsey Marshall	2008
--	7	Monica Borzillo	2019

## GROUND BALLS

1.	61	Meg Gulmi	2015
2.	55	Jen Mott	2008
3.	49	Morgan Dukes	2018
	49	Meg Gulmi	2014
5.	48	Sam Mlkvy	2018
6.	46	Meg Gulmi	2016
7.	43	Lauren Hudson	2017
8.	42	LB Zinkand	2009
9.	41	Schuyler Nissen	2018
10.	39	Kyara Byner	2016

## DRAW CONTROLS

1.	70	Sam Mlkvy	2018
2.	65	Megan Bell	2012
3.	58	Kylie Ramsland	2013
4.	55	Megan Bell	2013
5.	48	Megan Bell	2016
6.	46	Katie Stegmann	2017
7.	44	Rachel Mercier	2012
8.	42	Schuyler Nissen	2018
	42	Schuyler Nissen	2017
10.	40	Sam Mlkvy	2019

## CAUSED TURNOVERS

1.	41	Kyara Byner	2016
2.	36	Kyara Byner	2015
3.	28	Amanda Donovan	2017
4.	25	Lauren Hudson	2016
5.	23	Skylar DeLemos	2016
6.	22	Lauren Kelly	2008
	22	Lindsey Marshall	2009
8.	21	Kyara Byner	2014
9.	20	Amanda Donovan	2018
	20	Lauren Hudson	2017

## SAVES

1.	161	Giuliana Durso	199 ga	2018
	161	Katherine Russo	182 ga	2010
	161	Katherine Russo	208 ga	2009
4.	145	Meg Gulmi	215 ga	2015
5.	142	Meg Gulmi	180 ga	2013
6.	139	Meg Gulmi	161 ga	2016
7.	133	Jennifer Walsh	186 ga	2011
8.	129	Jennifer Walsh	265 ga	2012
9.	120	Meg Gulmi	191 ga	2014
10.	110	Jen Mott	154 ga	2008

## SAVES PER GAME (min. 5 games)

1.	9.47	Giuliana Durso	17 gms	2018
	9.47	Katherine Russo	17 gms	2010
	9.47	Katherine Russo	17 gms	2009
4.	8.88	Meg Gulmi	16 gms	2013
5.	8.87	Jennifer Walsh	15 gms	2011
6.	8.75	Giuliana Durso	8 gms	2019
7.	8.53	Meg Gulmi	17 gms	2015
8.	8.18	Meg Gulmi	17 gms	2016
9.	8.06	Jennifer Walsh	16 gms	2012
10.	7.06	Meg Gulmi	17 gms	2014

## SAVE PERCENT (min. 5 saves)

1.	.500	Katherine Russo	15ga	15sv	2011
2.	.463	Katherine Russo	198ga	171sv	2010
3.	.463	Meg Gulmi	161ga	139sv	2016
4.	.447	Giuliana Durso	199ga	161sv	2018
5.	.444	Kate Brocato	15ga	12sv	2019
6.	.441	Meg Gulmi	180ga	142sv	2013
7.	.436	Katherine Russo	208ga	161sv	2009
8.	.419	Giuliana Durso	97ga	70sv	2019
9.	.417	Jennifer Walsh	186ga	133sv	2011
10.	.417	Jen Mott	154ga	110sv	2008

## GOALS AGAINST AVERAGE (min. 120 minutes)

1.	10.00	Meg Gulmi	161ga	966m	2016
2.	11.32	Hailey Marvine	31ga	164m	2010
3.	12.30	Meg Gulmi	180ga	878m	2013
4.	12.44	Katherine Russo	182ga	878m	2010
5.	12.95	Giuliana Durso	199ga	922m	2018
6.	13.05	Jennifer Walsh	36ga	165m	2014
7.	13.26	Meg Gulmi	191ga	864m	2014
8.	13.35	Alex MacAffer	179ga	804m	2017
9.	13.84	Katherine Russo	208ga	902m	2009
10.	14.18	Meg Gulmi	215ga	910m	2015

## MOST WINS

1.	8	Giuliana Durso	8-9	2018
2.	7	Katherine Russo	7-7	2009
3.	6	Meg Gulmi	6-11	2014
	6	Meg Gulmi	6-9	2013
5.	5	Alex MacAffer	5-10	2017
6.	4	Meg Gulmi	4-13	2016
	4	Katherine Russo	4-12	2010
8.	3	Giuliana Durso	3-2	2019
	3	Jennifer Walsh	3-13	2012
10.	2	Meg Gulmi	2-15	2015
	2	Jen Mott	2-11	2008

**POINTS**

<b>1.</b>	<b>11</b>	<b>Monica Borzillo</b>	<b>2/10/19</b>	<b>Kent State</b>
2.	10	Monica Borzillo	3/2/18	Central Michigan
	10	Monica Borzillo	4/1/17	at Butler
<b>4.</b>	<b>9</b>	<b>Monica Borzillo</b>	<b>2/24/19</b>	<b>Detroit Mercy</b>
	9	McKenna Rushford	2/18/18	at Winthrop
	9	Monica Borzillo	3/17/17	Gardner-Webb
<b>7.</b>	<b>8</b>	<b>Taylor Gysin</b>	<b>2/15/19</b>	<b>Marquette</b>
	8	Sam Mlkvy	4/21/18	at Butler
	8	Monica Borzillo	2/26/18	Ohio State
	8	Monica Borzillo	3/10/17	at Detroit Mercy
	8	Megan Bell	2/21/14	at Stetson
	8	Katie Kiriazoglou	2/26/12	at Presbyterian
	8	Katie Kiriazoglou	4/15/11	Villanova
	8	Katie Kiriazoglou	4/18/10	Jacksonville
	8	Katie Kiriazoglou	3/13/10	Presbyterian

**GOALS**

1.	8	Monica Borzillo	3/2/18	Central Michigan
<b>2.</b>	<b>7</b>	<b>Monica Borzillo</b>	<b>2/10/19</b>	<b>Kent State</b>
	7	Sam Mlkvy	4/21/18	at Butler
	7	Laura Simanski	4/30/10	at Villanova
<b>5.</b>	<b>6</b>	<b>Monica Borzillo</b>	<b>2/24/19</b>	<b>Detroit Mercy</b>
	<b>6</b>	<b>Taylor Gysin</b>	<b>2/15/19</b>	<b>Marquette</b>
	6	McKenna Rushford	2/26/18	Ohio State
	6	McKenna Rushford	2/18/18	at Winthrop
	6	Megan Bell	2/21/14	at Stetson
	6	Katie Kiriazoglou	2/26/12	at Presbyterian
	6	Kylie Ramsland	2/19/12	vs Fresno State
	6	Katie Liberatore	3/11/11	Detroit
	6	Laura Simanski	2/22/09	at Robert Morris

**ASSISTS**

<b>1.</b>	<b>6</b>	<b>Monica Borzillo</b>	<b>3/4/19</b>	<b>at #20 Michigan</b>
	6	Monica Borzillo	4/1/17	Butler
	6	Monica Borzillo	3/17/17	Gardner-Webb
4.	5	Monica Borzillo	3/10/17	at Detroit Mercy
	5	Katie Kiriazoglou	4/15/11	Villanova
	5	Katie Kiriazoglou	4/18/10	Jacksonville
	5	Katie Kiriazoglou	3/23/10	at Fresno State
	5	Katie Kiriazoglou	3/13/10	Presbyterian
<b>9.</b>	<b>4</b>	<b>Kate Carney</b>	<b>2/15/19</b>	<b>Marquette</b>
	<b>4</b>	<b>Monica Borzillo</b>	<b>2/10/19</b>	<b>Kent State</b>
	4	Monica Borzillo	3/5/18	Detroit Mercy
	4	Kate Carney	2/16/18	at Gardner-Webb
	4	Sarah Del Bene	3/8/15	Presbyterian
	4	Courtney Curtis	3/9/14	at Presbyterian
	4	Katie Liberatore	3/13/10	Presbyterian
	4	Lauren Houck	3/25/09	Fresno State
	4	Lauren Houck	2/15/09	at Presbyterian

**SHOTS**

1.	14	Megan Bell	2/21/16	at Presbyterian
2.	13	Lindsey Marshall	4/12/08	UC Davis
3.	12	Sam Mlkvy	4/21/18	at Butler
	12	Laura Simanski	3/5/10	at Detroit
5.	11	McKenna Rushford	3/24/18	at Temple
	11	Monica Borzillo	2/26/18	Ohio State
	11	Curtis Courtney	3/8/15	Presbyterian
	11	Taylor Young	3/5/13	Niagara
	11	Laura Simanski	3/20/10	at Oregon
<b>10.</b>	<b>10</b>	<b>Sam Mlkvy</b>	<b>2/10/19</b>	<b>Kent State</b>
	10	Monica Borzillo	3/2/18	Central Michigan
	10	Monica Borzillo	4/22/17	Vanderbilt
	10	Monica Borzillo	2/26/17	at Campbell

**MAN-UP GOALS SCORED**

1.	2	McKenna Rushford	3/8/18	Campbell
	2	Monica Borzillo	2/19/17	at Ohio State
	2	Courtney Curtis	3/8/15	Presbyterian
4.	1	41x		

**MAN-DOWN GOALS SCORED**

1.	1	16x		
	1	McKenna Rushford (3x)	3/18/18	at Marquette (most recent)

**FREE-POSITION GOALS SCORED**

<b>1.</b>	<b>3</b>	<b>Monica Borzillo</b>	<b>2/24/19</b>	<b>Detroit Mercy</b>
3	3	Monica Borzillo	3/2/18	Central Michigan
3	3	McKenna Rushford	2/18/18	at Winthrop
3	3	Courtney Curtis	3/15/15	at Coastal Carolina
3	3	Megan Bell	2/21/14	at Stetson
3	3	Laura Simanski	3/17/12	Iona
3	3	Kylie Ramsland	2/19/12	vs Fresno State
3	3	Ali Mattingly	4/19/09	vs LeMoyn
9.	2	43x		

**SAVES**

1.	23	Katherine Russo	3/7/10	Duquesne
2.	21	Katherine Russo	4/18/10	Jacksonville
3.	17	Meg Gulmi	4/19/15	Temple
	17	Meg Gulmi	3/29/15	UConn
	17	Jennifer Walsh	2/20/11	at High Point
	17	Katherine Russo	4/3/10	at Loyola (Md.)
	17	Katherine Russo	4/11/09	Loyola (Md.)
	17	Jen Mott	4/11/08	Davidson
9.	16	Meg Gulmi	4/21/13	at Louisville
	16	Katherine Russo	5/2/10	at Rutgers

**GROUND BALLS**

1.	13	Jen Mott	4/11/08	Davidson
2.	11	Laura Simanski	3/5/10	at Detroit Mercy
3.	10	Meg Gulmi	3/30/14	Oregon
4.	9	Sam Mlkvy	4/23/18	ECU
	9	Meg Gulmi	4/19/15	Temple
	9	LB Zinkand	2/22/09	at Robert Morris
7.	8	Kate Carney	4/29/18	Villanova
	8	Kate Carney	4/7/18	Denver
	8	Lauren Hudson	3/12/17	at Central Michigan
10.	7	8x		

**DRAW CONTROLS**

1.	13	Megan Bell	2/21/14	at Stetson
<b>2.</b>	<b>11</b>	<b>Sam Mlkvy</b>	<b>2/8/19</b>	<b>Ohio State</b>
	11	Megan Bell	3/27/12	Louisville
4.	10	Sam Mlkvy	4/21/18	at Butler
	10	Megan Bell	3/4/16	Detroit Mercy
6.	9	Sam Mlkvy	4/4/18	at Vanderbilt
7.	8	Alyssa Adams	4/23/18	ECU
	8	Kylie Ramsland	3/17/13	Presbyterian
	8	Rachel Mercier	3/30/12	at Loyola (Md.)
	8	Rachel Mercier	2/18/11	at Davidson

**CAUSED TURNOVERS**

1.	6	McKenna Rushford	2/26/18	Ohio State
	6	Kyara Byner	4/20/16	Florida
	6	Kyara Byner	2/26/16	at Winthrop
<b>5.</b>	<b>5</b>	<b>Alexandra Fess</b>	<b>3/4/10</b>	<b>at #20 Michigan</b>
	<b>5</b>	<b>Monica Borzillo</b>	<b>2/10/19</b>	<b>Kent State</b>
	5	Amanda Donovan	3/1/17	at Louisville
	5	Skylar DeLemos	4/20/16	Florida
	5	Kyara Byner	4/8/15	Vanderbilt
	5	Kyara Byner	4/25/15	Marquette
	5	Lauren Kelly	2/29/08	Robert Morris
10.	4	17x		

**POINTS**

1.	34	2/15/19	Marquette
2.	32	4/1/17	Butler
3.	31	3/13/10	Presbyterian
4.	30	2/16/18	at Gardner-Webb
	30	3/17/17	Gardner-Webb
	30	3/23/10	at Fresno State
7.	29	3/17/13	Presbyterian
8.	28	2/21/16	at Presbyterian
9.	26	4/23/18	ECU
	26	4/18/10	Jacksonville

**GOALS**

1.	22	2/15/19	Marquette
	22	3/17/13	Presbyterian
3.	21	4/1/17	Butler
	21	3/17/17	Gardner-Webb
5.	20	2/16/18	at Gardner-Webb
	20	2/26/12	at Presbyterian
7.	19	2/10/19	Kent State
8.	18	2/24/19	Detroit Mercy
	18	3/13/10	Presbyterian
	18	3/25/09	Fresno State
11.	17	3/8/18	Campbell
	17	2/26/18	Ohio State
	17	3/24/17	Winthrop
	17	2/26/17	at Campbell
	17	2/21/16	at Presbyterian
	17	2/21/14	at Stetson
	17	2/19/12	vs Fresno State
	17	3/23/10	at Fresno State

**ASSISTS**

1.	13	3/23/10	at Fresno State
	13	3/13/10	Presbyterian
3.	12	2/15/19	Marquette
4.	11	4/1/17	Butler
	11	2/21/16	at Presbyterian
	11	4/18/10	Jacksonville
7.	10	4/23/18	ECU
	10	2/16/18	at Gardner-Webb
9.	9	3/14/19	at Louisville
	9	3/17/17	Gardner-Webb

**SHOTS**

1.	46	4/21/18	at Butler
2.	42	2/16/18	at Gardner-Webb
	42	2/26/17	at Campbell
4.	41	2/21/16	at Presbyterian
5.	40	4/6/08	at Howard
6.	39	2/10/19	Kent State
	39	4/23/18	ECU
8.	38	4/1/17	Butler
	38	3/17/13	Presbyterian
10.	37	3/5/18	Detroit Mercy

**MAN-UP GOALS**

1.	3	3/8/18	Campbell
	3	2/18/18	at Winthrop
	3	3/3/12	at Liberty
4.	2	3/18/18	at Marquette
	2	2/26/18	Ohio State
	2	2/19/17	at Ohio State
	2	2/21/16	at Presbyterian
	2	3/8/15	Presbyterian
	2	3/17/13	Presbyterian
10.	1	26x	3x in 2019

**MAN-DOWN GOALS**

1.	4	3/5/10	at Detroit Mercy
2.	2	3/10/17	at Detroit Mercy
3.	1	3/18/18	at Marquette
	1	3/5/18	Detroit Mercy
	1	4/1/17	Butler
	1	3/19/17	Marquette
	1	2/19/17	at Ohio State
	1	3/13/16	at Niagara
	1	3/6/16	Central Michigan
	1	4/30/12	at Detroit Mercy
	1	4/15/12	at Rutgers
	1	2/20/11	at High Point

**FREE-POSITION GOALS**

1.	7	2/24/19	Detroit Mercy
	7	3/25/09	Fresno State
3.	6	3/8/18	Campbell
	6	2/16/18	at Gardner-Webb
	6	3/4/16	Detroit
	6	2/21/14	at Stetson
	6	4/5/13	Marquette
	6	3/17/12	Iona
	6	3/27/11	at Louisville
	6	4/5/09	Rutgers

**SAVES**

1.	23	3/7/10	Duquesne
2.	21	4/18/10	Jacksonville
3.	17	4/19/15	Temple
	17	3/29/15	UConn
	17	2/20/11	at High Point
	17	4/3/10	at Loyola (Md.)
	17	4/11/09	Loyola (Md.)
	17	4/11/08	Davidson
	17	3/16/08	Duquesne
10.	16	4/21/13	at Louisville
	16	5/2/10	at Rutgers
	16	3/30/08	Syracuse

**GROUND BALLS**

1.	52	3/5/10	at Detroit Mercy
2.	50	4/23/18	ECU
3.	48	2/10/19	Kent State
4.	44	3/5/18	Detroit Mercy
5.	38	4/7/18	Denver
	38	3/8/18	Campbell
7.	36	2/8/19	Ohio State
8.	36	4/29/18	Villanova
	36	4/12/08	UC Davis
10.	35	2/21/16	at Presbyterian

**DRAW CONTROLS**

1.	26	2/26/12	at Presbyterian
2.	20	3/17/13	Presbyterian
3.	19	4/23/18	ECU
	19	4/15/17	UConn
	19	4/1/17	Butler
	19	2/21/16	at Presbyterian
	19	4/30/10	at Villanova
8.	18	3/8/18	Campbell
	18	3/26/17	at Villanova
	18	4/30/12	at Detroit Mercy
	18	2/19/12	vs Fresno State

**CAUSED TURNOVERS**

1.	20	2/22/09	at Robert Morris
2.	18	2/16/18	at Gardner-Webb
3.	17	2/10/19	Kent State
	17	4/22/17	Vanderbilt
	17	3/4/15	Stetson
6.	15	3/5/18	Detroit Mercy
	15	2/21/16	at Presbyterian
	15	3/25/09	Fresno State
	15	4/6/08	at Howard
10.	14	10x	

GOALS		
1.	201	2018
2.	188	2017
3.	167	2010
4.	166	2009
5.	158	2012
6.	144	2013
7.	136	2014
8.	122	2016
9.	120	2011
10.	116	2015
<b>105 2019</b>		

GOALS PER GAME		
1.	13.13	2019 8 gms
2.	11.82	2018 17 gms
3.	11.06	2017 17 gms
4.	9.88	2012 16 gms
5.	9.82	2010 17 gms
6.	9.76	2009 17 gms
7.	9.00	2013 16 gms
8.	8.00	2014 17 gms
	8.00	2011 15 gms
10.	7.18	2016 17 gms
11.	6.82	2015 17 gms

ASSISTS		
1.	86	2018
2.	78	2010
3.	70	2017
4.	58	2012
5.	51	2016
6.	49	2011
7.	46	2019
	46	2013
9.	45	2014
10.	43	2009

ASSISTS PER GAME		
1.	5.75	2019 8 gms
2.	5.06	2018 17 gms
3.	4.59	2010 17 gms
4.	4.12	2017 17 gms
5.	3.62	2012 16 gms
6.	3.27	2011 15 gms
7.	3.00	2016 17 gms
8.	2.88	2013 16 gms
9.	2.65	2014 17 gms
10.	2.53	2009 17 gms
11.	1.75	2008 16 gms

POINTS			
1.	287	2018	201g 86a
2.	258	2017	188g 70a
3.	245	2010	167g 78a
4.	216	2012	158g 58a
5.	209	2009	166g 43a
6.	190	2013	144g 46a
7.	181	2014	136g 45a
8.	173	2016	122g 51a
9.	169	2011	120g 49a
10.	151	2019	105g 46a

POINTS PER GAME		
1.	18.88	2019 8 gms
2.	16.88	2018 17 gms
3.	15.18	2017 17 gms
4.	14.41	2010 17 gms
5.	13.50	2012 16 gms
6.	12.29	2009 17 gms
7.	11.88	2013 16 gms
8.	11.27	2011 15 gms
9.	10.65	2014 17 gms
10.	10.18	2016 17 gms
11.	8.50	2008 16 gms

updated thru Louisville game (3/14/19)

SHOTS ATTEMPTED		
1.	504	2018
2.	467	2017
3.	417	2009
4.	374	2010
5.	354	2012
6.	333	2016
7.	309	2014
8.	307	2008
9.	305	2013
10.	300	2015
<b>248 2019</b>		

SHOTS PER GAME		
1.	31.00	2019 8 gms
2.	29.65	2018 17 gms
3.	27.47	2017 17 gms
4.	24.53	2009 17 gms
5.	22.12	2012 16 gms
6.	22.00	2010 17 gms
7.	19.59	2016 17 gms
8.	19.19	2008 16 gms
9.	19.06	2013 16 gms
10.	18.18	2014 17 gms
11.	17.93	2011 15 gms

SHOTS ON GOAL		
1.	371	2018 201 g
2.	345	2017 188 g
3.	315	2009 166 g
4.	292	2010 167 g
5.	277	2012 158 g
6.	251	2016 122 g
7.	246	2014 136 g
8.	233	2015 116 g
9.	230	2008 108 g
10.	229	2013 144 g
<b>186 2019 105g</b>		

SOG PER GAME		
1.	23.25	2019 7 gms
2.	21.82	2018 17 gms
3.	20.29	2017 17 gms
4.	18.53	2009 17 gms
5.	17.31	2012 16 gms
6.	17.18	2010 17 gms
7.	14.76	2016 17 gms
8.	14.47	2014 17 gms
9.	14.38	2008 16 gms
10.	14.31	2013 16 gms
11.	13.71	2015 17 gms

MAN-UP GOALS		
1.	12	2018
2.	6	2013
	6	2017
	6	2012
5.	4	2015
	4	2016
7.	3	2019
8.	1	2009
	1	2011
	1	2010
	1	2014

MAN DOWN GOALS		
1.	5	2017
2.	4	2010
3.	2	2018
	2	2016
	2	2012
6.	1	2011

GAME-WINNING GOALS		
1.	8	2018
2.	7	2009
	7	2013
4.	6	2014
	6	2017
6.	5	2010
7.	4	2016
8.	3	2019
	3	2012
10.	2	3x... 2015, 2011, 2008

FREE-POSITION GOALS		
1.	43	2018
2.	42	2009
3.	39	2012
4.	37	2017
5.	36	2010
6.	34	2015
	34	2016
8.	33	2014
9.	32	2011
	32	2013
<b>17 2019</b>		

GROUND BALLS		
1.	501	2018
2.	351	2010
3.	347	2017
4.	329	2009
5.	314	2008
6.	306	2015
7.	287	2016
8.	275	2014
9.	255	2012
10.	252	2011
<b>228 2019</b>		

GROUND BALLS PER GAME		
1.	28.50	2019 8 gms
2.	29.47	2018 17 gms
3.	20.65	2010 17 gms
4.	20.41	2017 17 gms
5.	19.62	2008 16 gms
6.	19.35	2009 17 gms
7.	18.00	2015 17 gms
8.	16.88	2016 17 gms
9.	16.80	2011 15 gms
10.	16.18	2014 17 gms
11.	15.94	2012 16 gms

DRAW CONTROLS		
1.	232	2012
2.	228	2017
3.	227	2018
4.	213	2009
5.	189	2010
6.	172	2013
7.	171	2011
8.	165	2008
9.	155	2016
	155	2015
<b>114 2019</b>		

DRAW CONTROLS PER GAME		
1.	14.50	2012 16 gms
2.	14.25	2019 8 gms
3.	13.41	2017 17 gms
4.	13.35	2018 17 gms
5.	12.53	2009 17 gms
6.	11.40	2011 15 gms
7.	11.12	2010 17 gms
8.	10.75	2013 16 gms
9.	10.31	2008 16 gms
10.	9.12	2016 17 gms
	9.12	2015 17 gms

CAUSED TURNOVERS		
1.	187	2018
2.	169	2017
3.	164	2016
4.	153	2015
5.	134	2009
6.	129	2008
7.	121	2010
8.	118	2014
9.	115	2013
10.	104	2019

CAUSED TURNOVERS PER GAME		
1.	13.00	2019 8 gms
2.	11.00	2018 17 gms
3.	9.94	2017 17 gms
4.	9.65	2016 17 gms
5.	9.00	2015 17 gms
6.	8.06	2008 16 gms
7.	7.88	2009 17 gms
8.	7.19	2013 16 gms
9.	7.12	2010 17 gms
10.	6.94	2014 17 gms
11.	6.44	2012 16 gms

SAVES		
1.	189	2010 229 ga
2.	171	2018 216 ga
	171	2011 234 ga
4.	168	2009 220 ga
5.	165	2008 243 ga
6.	151	2013 200 ga
7.	149	2015 233 ga
8.	144	2016 166 ga
9.	132	2014 227 ga
10.	129	2012 269 ga
<b>83 2019 118 ga</b>		

SAVES PER GAME		
1.	11.40	2011 15 gms
2.	11.12	2010 17 gms
3.	10.38	2019 8 gms
4.	10.31	2008 16 gms
5.	10.06	2018 17 gms
6.	9.88	2009 17 gms
7.	9.44	2013 16 gms
8.	8.76	2015 17 gms
9.	8.47	2016 17 gms
10.	8.06	2012 16 gms
11.	7.76	2014 17 gms

SAVE PERCENTAGE			
1.	.465	2016	166 ga 144 sv
2.	.452	2010	229 ga 189 sv
3.	.442	2018	216 ga 171 sv
4.	.433	2009	220 ga 168 sv
5.	.430	2013	200 ga 151 sv
6.	.422	2011	234 ga 171 sv
7.	.413	2019	118 ga 83 sv
8.	.404	2008	243 ga 165 sv
9.	.390	2015	233 ga 149 sv
10.	.368	2014	227 ga 132 sv
11.	.334	2017	231 ga 116 sv

GOALS AGAINST AVERAGE			
1.	9.76	2016	166 ga 1020 m
2.	12.41	2013	200 ga 967 m
3.	12.63	2018	216 ga 1026 m
4.	13.06	2009	220 ga 1011 m
5.	13.18	2010	229 ga 1042 m
6.	13.23	2014	227 ga 1029 m
7.	13.59	2017	231 ga 1020 m
8.	13.63	2015	233 ga 1026 m
9.	14.61	2019	118 ga 485 m
10.	15.19	2008	243 ga 960 m
11.	15.60	2011	234 ga 900 m