



# CINCINNATI

## 2021 BASEBALL GAME NOTES




### SCHEDULE / RESULTS

| DATE  | OPPONENT                        | TIME        |
|-------|---------------------------------|-------------|
| 02/19 | @ Clemson (ACCNX)               | L, 5-0      |
| 02/20 | @ Clemson (ACCNX)               | L, 5-2      |
| 02/21 | @ Clemson (ACCNX)               | L, 8-7 (10) |
| 02/26 | @ Western Kentucky              | L, 5-4 (12) |
| 02/27 | @ Western Kentucky              | L, 5-4      |
| 02/27 | @ Western Kentucky              | W, 11-3     |
| 03/04 | @ UNC Wilmington (SDN)          | L, 14-10    |
| 03/05 | @ UNC Wilmington (SDN)          | W, 7-4      |
| 03/06 | @ UNC Wilmington (FloBaseball)  | W, 5-4      |
| 03/07 | @ UNC Wilmington (FloBaseball)  | L, 9-8      |
| 03/12 | <b>WESTERN MICHIGAN</b> (ESPN+) | W, 5-1      |
| 03/13 | <b>WESTERN MICHIGAN</b> (ESPN+) | W, 7-5      |
| 03/14 | <b>WESTERN MICHIGAN</b> (ESPN+) | W, 5-4      |
| 03/19 | <b>XAVIER</b> (ESPN+)           | L, 2-1      |
| 03/20 | @ Xavier                        | W, 22-7     |
| 03/21 | @ Xavier                        | L, 16-8     |
| 03/22 | <b>XAVIER</b> (ESPN+)           | W, 7-2      |
| 03/26 | <b>SAINT LOUIS</b> (ESPN+)      | 4 p.m.      |
| 03/27 | <b>SAINT LOUIS</b> (ESPN+)      | 2 p.m.      |
| 03/28 | <b>SAINT LOUIS</b> (ESPN+)      | 1 p.m.      |
| 03/30 | <b>LOUISVILLE</b> (ESPN+)       | 6 p.m.      |
| 04/01 | @ ECU *                         | 4 p.m.      |
| 04/02 | @ ECU *                         | 1 p.m.      |
| 04/02 | @ ECU *                         | TBA         |
| 04/03 | @ ECU *                         | Noon        |
| 04/09 | <b>UCF</b> * (ESPN+)            | 1 p.m.      |
| 04/09 | <b>UCF</b> * (ESPN+)            | TBA         |
| 04/10 | <b>UCF</b> * (ESPN+)            | 4 p.m.      |
| 04/11 | <b>UCF</b> * (ESPN+)            | 1 p.m.      |
| 04/16 | @ Memphis *                     | 1 p.m.      |
| 04/16 | @ Memphis *                     | TBA         |
| 04/17 | @ Memphis *                     | 2 p.m.      |
| 04/18 | @ Memphis *                     | 1 p.m.      |
| 04/23 | <b>WICHITA STATE</b> * (ESPN+)  | 1 p.m.      |
| 04/23 | <b>WICHITA STATE</b> * (ESPN+)  | TBA         |
| 04/24 | <b>WICHITA STATE</b> * (ESPN+)  | 4 p.m.      |
| 04/25 | <b>WICHITA STATE</b> * (ESPN+)  | 1 p.m.      |
| 04/30 | @ USF * (ESPN+)                 | 4 p.m.      |
| 04/30 | @ USF *                         | TBA         |
| 05/01 | @ USF * (ESPN+)                 | 3 p.m.      |
| 05/02 | @ USF * (ESPN+)                 | 11 a.m.     |
| 05/07 | @ Houston *                     | 1 p.m.      |
| 05/07 | @ Houston *                     | TBA         |
| 05/08 | @ Houston *                     | 6:30 p.m.   |
| 05/09 | @ Houston *                     | Noon        |
| 05/14 | <b>ECU</b> * (ESPN+)            | 1 p.m.      |
| 05/14 | <b>ECU</b> * (ESPN+)            | TBA         |
| 05/15 | <b>ECU</b> * (ESPN+)            | 4 p.m.      |
| 05/16 | <b>ECU</b> * (ESPN+)            | 1 p.m.      |
| 05/20 | <b>TULANE</b> * (ESPN+)         | 1 p.m.      |
| 05/20 | <b>TULANE</b> * (ESPN+)         | TBA         |
| 05/21 | <b>TULANE</b> * (ESPN+)         | 6 p.m.      |
| 05/22 | <b>TULANE</b> * (ESPN+)         | 1 p.m.      |

### AAC CHAMPIONSHIP

- May 25-30 (Clearwater, Florida • Spectrum Stadium)

\* - AAC game; Home games, in **BOLD CAPS**, played at UC Baseball Stadium. Times and dates subject to change.




## CINCINNATI

### BEARCATS (8-9)

vs

## SAINT LOUIS

### BILLIKENS (6-14)



MARCH 26-28, 2021 • UC BASEBALL STADIUM

| CINCINNATI                   | SERIES INFORMATION                | SAINT LOUIS                        |
|------------------------------|-----------------------------------|------------------------------------|
| 2021 Record.....8-9          | Live Stats.....BearcatStats.com   | 2021 Record.....6-14               |
| Head Coach.....Scott Googins | Watch.....ESPN+                   | Head Coach.....Darin Hendrickson   |
| Record at UC.....74-76 (4th) | Series Record.....UC leads 47-43  | Record at SLU.....406-314-1 (14th) |
| Career Record.....415-433    | Last Meeting.....UC 9-3 (4/10/05) | Career Record.....896-487-1        |

### PROBABLE ROTATION

| FRIDAY, MARCH 26                        | SATURDAY, MARCH 27                           | SUNDAY, MARCH 28                         |
|---|--|--|
| 4 p.m. ET • UC Baseball Stadium • ESPN+ | 2 p.m. ET • UC Baseball Stadium • ESPN+      | 1 p.m. ET • UC Baseball Stadium • ESPN+  |
| LHP <b>Dean McCarthy</b> (0-1, 6.49)    | LHP <b>Garrett Schoenle</b> (1-0, 7.25)      | TBD (0-0, 0.00)                          |
| vs. RHP <b>Matt Boyer</b> (1-1, 5.60)   | vs. RHP <b>Scott Youngbrandt</b> (2-1, 2.77) | vs. LHP <b>Trevor Harris</b> (1-2, 3.50) |

**CINCINNATI** - The University of Cincinnati baseball team plays its final nonconference series of the campaign this weekend, welcoming Saint Louis to UC Baseball Stadium for a three-game set. First pitch is slated for 4 p.m. ET on Friday, 2 p.m. on Saturday and 1 p.m. Sunday.

All three games will air on ESPN+ with live stats on BearcatStats.com.

### TICKETS

- Single-game tickets are available. Fans should visit the baseball ticket page at GoBEARCATS.com for more information or to purchase. Due to current COVID-19 restrictions, 1,000 fans will be allowed in UC Baseball Stadium for game days.

### ABOUT THE BEARCATS

- The Bearcats (8-9) split a four-game series with crosstown rival Xavier last weekend.
- As a team, UC is hitting at a .262 clip with 26 doubles and 23 home runs with double-digit hits in 11 games.
- Cole Harting (.367), Paul Komistek (.348), Tanner Holen (.345) and Wyatt Stapp (.328) top the batting charts.
- Harting has five home runs, three doubles and four swiped bags. He has reached base in 11-straight games and had a seven-game hitting streak snapped last weekend. Komistek has reached base in eight straight contests.
- Holen and Joey Bellini have hit safely in six-straight games.
- Stapp's 22 hits and 16 RBIs leads the squad. Stapp, Griffin Merritt and Eric Santiago have each hit five doubles.
- Bellini has drawn a team-best eight walks, also punching 21 hits, driving in 10 runs.
- UC's three primary starters, LHP Evan Shawver (29.0), LHP Dean McCarthy (23.2) and LHP Garrett Schoenle (22.1) have all eaten up some innings in their five starts and have combined for 84 of the teams 154 punch outs.
- Aiden Bradbury has a 2-0 record in five chances out of the bullpen, striking out eight with a 0.00 ERA in 8.0 IP.
- Zach Segal has made eight relief appearances with two saves and a win over Xavier.
- Nathan Moore, Max Bergmann and sidearm Beau Keathley (5) have all made seven relief stints.
- UC's hurlers have struck out five or more batters combined in all but one game this season (Feb. 20 at Clemson).

### PROBABLE STARTING LINEUP

| NO. | NAME (B/T)            | POS | HT   | WT  | YR  | HOMETOWN           | AVG  | GP-GS | R  | H  | RBI | SB |
|-----|-----------------------|-----|------|-----|-----|--------------------|------|-------|----|----|-----|----|
| 15  | Joe Powell (R/R)      | C   | 5-10 | 160 | So. | Mason, Ohio        | .161 | 11-10 | 6  | 5  | 5   | 1  |
| 8   | Griffin Merritt (R/R) | 1B  | 6-2  | 225 | Jr. | Cincinnati, Ohio   | .286 | 15-15 | 15 | 16 | 8   | 1  |
| 3   | Jace Mercer (B/R)     | 2B  | 5-10 | 190 | Gr. | Johns Creek, Ga.   | .267 | 16-16 | 12 | 16 | 10  | 4  |
| 16  | Joey Bellini (R/R)    | SS  | 6-2  | 190 | Gr. | Winter Park, Fla.  | .296 | 17-17 | 9  | 21 | 10  | 2  |
| 10  | Eric Santiago (R/R)   | 3B  | 6-1  | 190 | Gr. | Bethlehem, Pa.     | .203 | 17-16 | 11 | 14 | 4   | 4  |
| 21  | Jake Murray (L/R)     | LF  | 5-10 | 180 | Gr. | Cincinnati, Ohio   | .217 | 16-15 | 10 | 13 | 6   | 4  |
| 40  | Cole Harting (R/R)    | CF  | 5-11 | 205 | Fr. | West Chester, Ohio | .367 | 15-13 | 13 | 18 | 14  | 4  |
| 32  | Paul Komistek (R/R)   | RF  | 6-2  | 200 | Jr. | Knoxville, Tenn.   | .348 | 9-8   | 5  | 8  | 9   | 0  |
| 14  | Wyatt Stapp (L/R)     | DH  | 6-1  | 205 | Sr. | Keller, Texas      | .328 | 17-16 | 9  | 22 | 16  | 3  |

\* based on previous games



### THE AMERICAN ON ESPN+

With the AAC starting a new TV deal, in 2020, hundreds of AAC events will air on ESPN+ digital platform.

Visit [ESPNPlus.com](https://ESPNPlus.com) to subscribe

### FOLLOW THE BEARCATS

For all the latest information on Cincinnati baseball, please visit GoBEARCATS.com. For up-to-the-minute updates, follow UC baseball (@GoBearcatsBase) on Twitter, Instagram and Facebook.

## SERIES ROTATION

## FRIDAY



## DEAN MCCARTHY LHP #46

2021 STATS: 0-1, 6.46 ERA

Height: 5-11  
Weight: 195  
B/T: L/L

Year: Graduate Student  
Hometown: White Plains, N.Y.  
High School: Harrison

## LAST START

Threw 4.2 innings in a no decision at Xavier on March 20 ... UC won the game 22-7 ... gave up four hits on three earned runs with five walks and eight strikeouts.

## 2020 RECAP

Had a 3.92 ERA in 20.2 IP as the Sunday starter at Elon University ... graduated with bachelor's degree (Finance & Entrepreneurship) ... named to the 2019 CAA All-Tournament Team.

## 2021 GAME LOG (5 G/5 GS/0 QS)

BEARCATS RECORD: 3-2

| DATE          | OPP          | DEC        | IP          | H         | R         | ER        | HR       | BB        | K         | NP         | ERA         |
|---------------|--------------|------------|-------------|-----------|-----------|-----------|----------|-----------|-----------|------------|-------------|
| 02/20         | @ 25 Clemson | L, 5-2     | 4.1         | 5         | 4         | 4         | 0        | 3         | 1         | --         | 8.31        |
| 02/27         | @ WKU        | ND, L 5-4  | 6.2         | 7         | 4         | 4         | 0        | 3         | 5         | 96         | 6.55        |
| 03/06         | @ UNCW       | ND, W 5-4  | 5.0         | 6         | 4         | 3         | 0        | 2         | 5         | --         | 6.19        |
| 03/13         | W. MICHIGAN  | ND, W 7-5  | 3.0         | 2         | 3         | 3         | 0        | 6         | 1         | 74         | 6.63        |
| 03/20         | @ Xavier     | ND, W 22-7 | 4.2         | 4         | 4         | 3         | 1        | 5         | 8         | 96         | 5.79        |
| <b>TOTALS</b> |              | <b>0-1</b> | <b>23.2</b> | <b>24</b> | <b>19</b> | <b>17</b> | <b>2</b> | <b>19</b> | <b>20</b> | <b>266</b> | <b>6.46</b> |

## SATURDAY



## GARRETT SCHOENLE LHP #11

2021 STATS: 1-0, 7.25 ERA

Height: 6-5  
Weight: 185  
B/T: L/L

Year: Senior  
Hometown: Fort Wayne, Ind.  
High School: Northrop

## LAST START

Was part of his fourth straight no decision at Xavier on March 21 ... went 5.0 innings, giving up six hits, five runs with two walks and four strikeouts ... threw a season-high 91 pitches.

## 2020 RECAP

Four appearances with 2 starts ... recorded 10 strikeouts in 12.1 IP with an 8.76 ERA ... had his best outing at Indiana (3/11) where he pitched 6 innings with 7 strikeouts.

## 2021 GAME LOG (5 G/5 GS/0 QS)

BEARCATS RECORD: 2-3

| DATE          | OPP          | DEC        | IP          | H         | R         | ER        | HR       | BB       | K         | NP         | ERA         |
|---------------|--------------|------------|-------------|-----------|-----------|-----------|----------|----------|-----------|------------|-------------|
| 02/21         | @ 25 Clemson | ND, L 8-7  | 3.1         | 6         | 6         | 6         | 3        | 0        | 5         | --         | 16.20       |
| 02/27         | @ WKU        | W, 11-3    | 5.0         | 7         | 3         | 3         | 1        | 1        | 8         | 79         | 5.40        |
| 03/07         | @ UNCW       | ND, L 9-8  | 5.0         | 2         | 1         | 1         | 0        | 2        | 11        | --         | 1.80        |
| 03/14         | W. MICHIGAN  | ND, W 5-4  | 4.0         | 4         | 4         | 3         | 1        | 2        | 6         | 80         | 6.75        |
| 03/21         | @ Xavier     | ND, L 16-8 | 5.0         | 6         | 5         | 5         | 2        | 2        | 4         | 91         | 9.00        |
| <b>TOTALS</b> |              | <b>1-0</b> | <b>22.1</b> | <b>25</b> | <b>19</b> | <b>18</b> | <b>7</b> | <b>7</b> | <b>34</b> | <b>250</b> | <b>7.25</b> |

## SUNDAY

TBA

## NUMBER CRUNCHING

## INNING-BY-INNING SUMMARY

|            | 1  | 2  | 3 | 4  | 5  | 6  | 7  | 8 | 9 | EX | TOTAL |
|------------|----|----|---|----|----|----|----|---|---|----|-------|
| Cincinnati | 8  | 14 | 9 | 8  | 22 | 27 | 11 | 9 | 4 | 1  | 113   |
| Opponents  | 14 | 11 | 6 | 12 | 11 | 6  | 21 | 9 | 6 | 3  | 99    |

## RECORD WHEN TEAM SCORES:

| RUNS | 0   | 1   | 2   | 3   | 4   | 5   | 6   | 7   | 8   | 9   | 10+ |
|------|-----|-----|-----|-----|-----|-----|-----|-----|-----|-----|-----|
| W-L  | 0-1 | 0-1 | 0-1 | 0-0 | 0-2 | 3-0 | 0-0 | 3-1 | 0-2 | 0-0 | 2-1 |

## RECORD WHEN OPPONENT SCORES:

| RUNS | 0   | 1   | 2   | 3   | 4   | 5   | 6   | 7   | 8   | 9   | 10+ |
|------|-----|-----|-----|-----|-----|-----|-----|-----|-----|-----|-----|
| W-L  | 0-0 | 1-0 | 1-1 | 1-0 | 3-0 | 1-4 | 0-0 | 1-0 | 0-1 | 0-1 | 0-2 |

## RECORD WHEN LEADING AFTER:

| INN. | 1   | 2   | 3   | 4   | 5   | 6   | 7   | 8   |
|------|-----|-----|-----|-----|-----|-----|-----|-----|
| W-L  | 3-1 | 2-1 | 4-2 | 5-3 | 5-4 | 7-3 | 7-1 | 7-0 |

## RECORD WHEN TRAILING AFTER:

| INN. | 1   | 2   | 3   | 4   | 5   | 6   | 7   | 8   |
|------|-----|-----|-----|-----|-----|-----|-----|-----|
| W-L  | 1-3 | 4-4 | 2-4 | 2-5 | 2-5 | 0-6 | 0-7 | 0-5 |

## RECORD WHEN TIED AFTER:

| INN. | 1   | 2   | 3   | 4   | 5   | 6   | 7   | 8   |
|------|-----|-----|-----|-----|-----|-----|-----|-----|
| W-L  | 4-5 | 2-4 | 2-3 | 1-1 | 1-0 | 1-0 | 1-1 | 1-4 |

## QUICK FACTS

## GENERAL

Location.....Cincinnati, OH 45221  
 Founded.....1819  
 Enrollment.....46,798  
 Conference.....American Athletic  
 Nickname.....Bears  
 Colors.....Red (PMS 186) & Black  
 Home Field.....UC Baseball Stadium  
 President.....Neville G. Pinto, PhD  
 Director of Athletics.....John Cunningham  
 Faculty Representative.....Brian Hatch, PhD

## HISTORY

First Year of Baseball.....1888  
 All-Time Record.....1,608-1771-21  
 No. Yrs in NCAA Tournament/Last.....6/2019  
 Last NCAA Post-Season Opponent.....Creighton  
 Result.....L, 6-1

## COACHING STAFF

Head Coach.....Scott Googins (Ohio Wesleyan '91)  
 Overall Record (Year).....415-433 (16th)  
 Record at Cincinnati (Year).....74-76 (4th)  
 Assistant Coach.....JD Heilmann (Cincinnati '97)  
 Year at Cincinnati.....Fourth/Ninth  
 Assistant Coach.....Kyle Sprague (Malone '11)  
 Year at Cincinnati.....Fourth  
 Volunteer Assistant.....Lee Sponseller (Ohio Dominican '17)  
 Year at Cincinnati.....First

## SUPPORT STAFF

Director of Operations.....Andy Nagel (6th season)  
 Athletic Trainer.....Mary Ankrom (1st season)  
 Strength & Conditioning.....Chaz Calloway (1st season)

## 2020 INFORMATION

Overall Record.....7-8  
 Home.....7-0  
 Road.....0-8  
 Neutral.....0-0  
 2019 Conference Record.....13-11  
 Home.....6-6  
 Road.....7-5  
 Finish.....2nd  
 2019 AAC Championship.....4-0

## 2021 TEAM

Position Starters Returning/Lost.....9/1  
 Pitching Starters Returning/Lost.....3/1

## 2021 SCHEDULE INFORMATION

Home/Away, Neutral Games:.....25/28  
 American Home/Away Games:.....16/16  
 Non-Conf. Home/Away, Neutral Games:.....9/12

## COMMUNICATIONS

Baseball Contact.....Ryan Koslen  
 Phone.....513-497-3132  
 Email.....ryan.koslen@uc.edu  
 Web Site.....GoBEARCATS.com  
 Twitter.....@GoBearsBASE  
 Facebook...../GoBearsBASE  
 Instagram.....@GoBearsBASE

## MATCHING THEM UP

| BATTING     | AVG  | OPS  | P-S   | AB  | R   | H   | 2B | 3B | HR | RBI | TB  | SLG% | BB  | HBP | SO  | GDP | OB%  | SF | SH | SB-A  |
|-------------|------|------|-------|-----|-----|-----|----|----|----|-----|-----|------|-----|-----|-----|-----|------|----|----|-------|
| Cincinnati  | .262 | .792 | 17-17 | 592 | 113 | 155 | 26 | 6  | 23 | 101 | 262 | .443 | 75  | 10  | 155 | 4   | .349 | 10 | 5  | 24-32 |
| Saint Louis | .242 | .678 | 20-20 | 644 | 85  | 156 | 32 | 1  | 5  | 76  | 205 | .318 | 103 | 20  | 174 | 18  | .360 | 7  | 5  | 7-13  |

| PITCHING    | ERA  | WHIP | W-L  | A-S   | CG | SH | SV | IP    | H   | R   | ER | BB | SO  | 2B | 3B | HR | AB  | AVG  | WP | HBP | BK | SFA | SHA |
|-------------|------|------|------|-------|----|----|----|-------|-----|-----|----|----|-----|----|----|----|-----|------|----|-----|----|-----|-----|
| Cincinnati  | 5.03 | 1.44 | 8-9  | 69-17 | 0  | 0  | 4  | 150.1 | 131 | 99  | 84 | 86 | 154 | 31 | 1  | 20 | 553 | .237 | 13 | 26  | 2  | 2   | 7   |
| Saint Louis | 4.89 | 1.51 | 6-14 | 83-20 | 1  | 1  | 1  | 171.0 | 162 | 108 | 93 | 97 | 142 | 27 | 7  | 11 | 638 | .254 | 14 | 24  | 1  | 6   | 15  |

## TRENDING UPWARDS ...

- Paul Komistek hit .667 in three games vs. XU, tallying six hits, seven RBI, four runs scored and three walks.
- Tanner Holen batted .455 with five hits, seven runs, two homers, seven RBIs, two walks and a stolen base.
- Cole Harting hit .412, also with a pair of home runs, seven hits, seven RBI and four walks.
- Jace Mercer joined the double homer parade, hitting .333 over four games, batting in seven runs, scoring four to go with his five hits, four walks and pair of stolen bases.

## HARTING MAKES HIS MARK

- Cole Harting had the best day of his young career in the Saturday matchup at Xavier as the freshman went 6-for-6 with two home runs, five RBIs and a double.
- He tied the school record for hits in a game, the sixth player to accomplish the feat, the first since Logan Parker had six against West Virginia on May 13, 2006.

## STAPP SNAGS AAC WEEKLY NOD

- DH Wyatt Stapp was tabbed for the AAC weekly honor roll following the Bearcats series sweep of Western Michigan.
- Stapp hit .600 from the plate (6-10) with three runs scored, a double, a home run and four runs driven in during the three wins over the Broncos.

## SCHOENLE ON THE HONOR ROLL

- LHP Garrett Schoenle, Sunday's starter at UNCW, earned a spot on the AAC honor roll.
- Schoenle went five innings at UNCW Sunday, allowing a run on two hits, fanning 11 and walking two. He did not factor in the decision; a 9-8 Seahawks win in the series finale. The UC senior was one off his career high mark of 12 strikeouts, set in 2019.
- He is 1-0 on the season, pitching 13.1 innings in three starts, allowing 10 runs on 15 hits and striking out 24.

## CHART TOPPING

- LHP Evan Shawver has been named one of the Top 100 prospects in the 2021 Major League Baseball Draft according to D1 Baseball. Listed at No. 45, the Amherst, Ohio, native ranks as the AAC's top pitcher. Shawver posted a 1.59 ERA in four starts during 2020, recording 35 strikeouts in 22.2 innings.

## PRESEASON HONORS APLENTY

- LHP Evan Shawver, 3B Eric Santiago and DH Wyatt Stapp were preseason All-American Athletic Conference selections, the first time in UC history three players earned preseason honors. Stapp is a two-time preseason all-conference honoree while Santiago and Shawver were tabbed for the first time.
- Stapp batted .283 in 46 at-bats with 13 hits, 11 RBIs, eight runs, two doubles and two stolen bases in 2020.
- Santiago started all 15 games for UC last season, posting

a .314 batting average with 16 hits, one home run, nine RBIs, seven runs and three doubles in 51 at-bats.

## FLASHBACK TO 2019

- Head Coach Scott Googins led the Bearcats to one of the most successful seasons in program history in 2019. The Bearcats won the American Athletic Conference Tournament title and advanced to the NCAA Baseball Tournament for the first time in 45 years.

## PROGNOSTICATING THE PROGNOSTICATORS

- The AAC's preseason poll, released on Dec. 30, 2020, tabbed the Bearcats to finish sixth. The conference will feature four-game home series this year with one day featuring a twin bill DH.

## LET'S. GET. ACADEMIC!

- Baseball earned a 3.345 team GPA in the fall of 202 with six players, Joey Bellini, Deondrae Bremner, Wyatt Geesaman, Tanner Holen, Griffin Merritt and Zach Segal named TOP CATS for 4.0 GPAs.

## CURRENT PRO PLAYERS

## MAJOR LEAGUE BASEBALL

| NAME          | TEAM       |
|---------------|------------|
| Ian Happ      | Chicago    |
| Josh Harrison | Washington |

## MINOR LEAGUE BASEBALL

| NAME            | TEAM                       |
|-----------------|----------------------------|
| Cam Alldred     | Bradenton (Pittsburgh)     |
| AJ Bumpass      | TBA (Cincinnati)           |
| Kyle Mottice    | Sacramento (San Francisco) |
| Ryan Noda       | TBA (Los Angeles)          |
| JT Perez        | Fort Myers (Minnesota)     |
| Manny Rodriguez | Brooklyn (NY Mets)         |
| Joey Weimer     | TBA (Milwaukee)            |

ROSTER

ALPHABETICAL

| #  | NAME                | POS. | HT.  | WT. | B/T | YR    | HOMETOWN/PREVIOUS SCHOOL                    |
|----|---------------------|------|------|-----|-----|-------|---|
| 19 | Drake Batcho        | LHP  | 6-4  | 215 | L/L | Jr.   | Warren, Ohio/Champion                       |
| 2  | Joey Bellini        | INF  | 6-2  | 190 | R/R | Gr.   | Winter Park, Fla./St. John's River State CC |
| 18 | Max Bergmann        | RHP  | 6-3  | 195 | R/R | Fr.   | Georgetown, Ind./St. Xavier (Ky.)           |
| 41 | Aiden Bradbury      | RHP  | 6-4  | 195 | R/R | Fr.   | Carmel, Ind./Carmel                         |
| 16 | Dondrae Bremner     | INF  | 6-2  | 195 | L/R | R-Jr. | Toronto, Canada/Bill Crothers Secondary     |
| 28 | Kerrington Cross    | INF  | 6-1  | 190 | R/R | Fr.   | Brownsburg, Ind./Brownsburg                 |
| 33 | Wyatt Geesaman      | RHP  | 6-5  | 210 | R/R | So.   | Redkey, Ind./Jay County                     |
| 13 | Jose Guzman         | RHP  | 6-4  | 205 | R/R | Fr.   | Indianapolis, Ind./Ben Davis                |
| 45 | Colby Haines        | RHP  | 6-3  | 185 | R/R | Fr.   | Union, Ky. /Ryle                            |
| 29 | Jake Hansen         | INF  | 6-1  | 175 | L/R | Sr.   | Westchester, Ill./North Iowa Area CC        |
| 40 | Cole Harting        | OF   | 5-11 | 205 | R/R | Fr.   | West Chester, Ohio/Mason                    |
| 38 | Josh Hegemann       | OF   | 6-0  | 160 | L/L | Fr.   | Liberty Township, Ohio/Badin                |
| 26 | Tanner Holen        | C    | 6-0  | 190 | R/R | Gr.   | Manhattan, Kan./Kentucky                    |
| 39 | Beau Keathley       | RHP  | 6-1  | 165 | R/R | Jr.   | Taylor, Mich./Oakland                       |
| 0  | Evan Kemp           | LHP  | 6-4  | 195 | L/L | So.   | Mason, Ohio/Mason                           |
| 32 | Paul Komistek       | OF   | 6-2  | 200 | R/R | Jr.   | Knoxville, Tenn./Tennessee                  |
| 30 | Mike Koszewski      | OF   | 5-11 | 180 | L/L | Fr.   | Oak Brook, Ill./Montini Catholic            |
| 34 | Bobby Lane          | OF   | 6-0  | 190 | L/L | Fr.   | Trafford, Pa./Penn Trafford                 |
| 42 | Conner Linn         | LHP  | 6-3  | 200 | L/L | Fr.   | Kokomo, Ind./Western                        |
| 46 | Dean McCarthy       | LHP  | 5-11 | 195 | L/L | Gr.   | White Plains, N.Y./Elon                     |
| 24 | Sean McLaughlin     | INF  | 6-1  | 220 | R/R | Jr.   | Hendersonville, Tenn./Knights Academy       |
| 3  | Jace Mercer         | INF  | 5-10 | 185 | B/R | Gr.   | Johns Creek, Ga./Johns Creek                |
| 8  | Griffin Merritt     | INF  | 6-2  | 205 | R/R | Jr.   | Cincinnati, Ohio/La Salle                   |
| 35 | Jacob Meyer         | RHP  | 6-0  | 175 | R/R | Sr.   | Spencerville, Ohio/Georgia Highlands CC     |
| 31 | Nathan Moore        | RHP  | 6-1  | 205 | R/R | Gr.   | Columbus, Ohio/Bishop Hartley               |
| 20 | Jackson Murphy      | RHP  | 6-2  | 205 | R/R | Jr.   | Cincinnati, Ohio/IMG Academy                |
| 21 | Jake Murray         | OF   | 5-10 | 190 | L/R | Gr.   | Cincinnati, Ohio/NKU                        |
| 17 | Nick Murray         | RHP  | 6-6  | 220 | R/R | Jr.   | Tyngsboro, Mass./St. Mark's School          |
| 44 | Ryan Nicholson      | INF  | 6-3  | 215 | L/L | So.   | Louisville, Ky./St. Xavier                  |
| 15 | Joe Powell          | C    | 5-10 | 160 | R/R | So.   | Mason, Ohio/Mason                           |
| 10 | Eric Santiago       | INF  | 6-1  | 190 | R/R | Gr.   | Bethlehem, Pa./Notre Dame Green Pond        |
| 5  | Cam Scheler         | C    | 6-1  | 205 | R/R | So.   | Louisville, Ky./St. Xavier                  |
| 11 | Garrett Schoenle    | LHP  | 6-5  | 185 | L/L | Sr.   | Fort Wayne, Ind./Northrop                   |
| 43 | Zach Segal          | RHP  | 6-0  | 170 | R/R | So.   | Loveland, Ohio/Loveland                     |
| 6  | Evan Shawver        | LHP  | 6-0  | 175 | R/L | Jr.   | Amherst, Ohio/Amherst Steele                |
| 77 | Alex Shea           | LHP  | 6-4  | 185 | L/L | So.   | Union, Ky./St. Henry                        |
| 22 | Brett Souder        | RHP  | 6-3  | 230 | R/R | Jr.   | South Lebanon, Ohio/Sinclair CC             |
| 4  | Sean Springer       | INF  | 5-10 | 170 | L/R | Fr.   | Strongsville, Ohio/Holy Name                |
| 14 | Wyatt Stapp         | INF  | 6-1  | 205 | L/R | Sr.   | Keller, Texas/Tennessee                     |
| 37 | Alex Streitenberger | INF  | 5-8  | 175 | R/R | Fr.   | Gahanna, Ohio/Lincoln                       |
| 23 | Ben Vore            | RHP  | 6-3  | 210 | R/R | So.   | Lexington, Ohio/Lexington                   |
| 25 | Jalen Wade          | RHP  | 6-4  | 215 | R/R | R-Jr. | West Chester, Pa./Malvern Prep              |

NUMERICAL

| #  | NAME                | POS. |
|----|---------------------|------|
| 0  | Evan Kemp           | LHP  |
| 2  | Joey Bellini        | INF  |
| 3  | Jace Mercer         | INF  |
| 4  | Sean Springer       | INF  |
| 5  | Cam Scheler         | C    |
| 6  | Evan Shawver        | LHP  |
| 8  | Griffin Merritt     | INF  |
| 10 | Eric Santiago       | INF  |
| 11 | Garrett Schoenle    | LHP  |
| 13 | Jose Guzman         | RHP  |
| 14 | Wyatt Stapp         | INF  |
| 15 | Joe Powell          | C    |
| 16 | Dondrae Bremner     | INF  |
| 17 | Nick Murray         | RHP  |
| 18 | Max Bergmann        | RHP  |
| 19 | Drake Batcho        | LHP  |
| 20 | Jackson Murphy      | RHP  |
| 21 | Jake Murray         | OF   |
| 22 | Brett Souder        | RHP  |
| 23 | Ben Vore            | RHP  |
| 24 | Sean McLaughlin     | INF  |
| 25 | Jalen Wade          | RHP  |
| 26 | Tanner Holen        | C    |
| 28 | Kerrington Cross    | INF  |
| 29 | Jake Hansen         | INF  |
| 30 | Mike Koszewski      | OF   |
| 31 | Nathan Moore        | RHP  |
| 32 | Paul Komistek       | OF   |
| 33 | Wyatt Geesaman      | RHP  |
| 34 | Bobby Lane          | OF   |
| 35 | Jacob Meyer         | RHP  |
| 37 | Alex Streitenberger | INF  |
| 38 | Josh Hegemann       | OF   |
| 39 | Beau Keathley       | RHP  |
| 40 | Cole Harting        | OF   |
| 41 | Aiden Bradbury      | RHP  |
| 42 | Conner Linn         | LHP  |
| 43 | Zach Segal          | RHP  |
| 44 | Ryan Nicholson      | INF  |
| 45 | Colby Haines        | RHP  |
| 46 | Dean McCarthy       | LHP  |
| 77 | Alex Shea           | LHP  |

COACHING STAFF

|    |  |
|----|--|
| 7  | Scott Googins - Head Coach (4th Season)                          |
| 13 | JD Heilmann - Pitching Coach/Recruiting Coordinator (4th Season) |
| 9  | Kyle Sprague - Hitting Coach/Infielders (4th Season)             |
| 27 | Lee Sponseller - Volunteer Assistant/Outfielders (1st Season)    |

SUPPORT STAFF

|   |
|---|
| Andy Nagel - Director of Baseball Operations (6th Season) |
| Mary Ankrom - Athletic Trainer (1st Season)               |
| Chaz Calloway - Strength & Conditioning (1st Season)      |

PRONUNCIATIONS

|                               |
|-------------------------------|
| Batcho: like batch of cookies |
| Schoenle: SHANE-lee           |
| Scheler: SHE-ler              |
| Segal: SEE-gull               |

ROSTER BY POSITION

|          |    |
|----------|----|
| RHP..... | 14 |
| INF..... | 12 |
| LHP..... | 7  |
| OF.....  | 6  |
| C.....   | 3  |

ROSTER BY CLASS

|                          |    |
|--------------------------|----|
| Freshmen.....            | 12 |
| Redshirt Freshmen.....   | 0  |
| Sophomores.....          | 8  |
| Redshirt Sophomores..... | 0  |
| Juniors.....             | 9  |
| Redshirt Junior.....     | 2  |
| Seniors.....             | 4  |
| Graduates.....           | 7  |

ROSTER BY STATE

|                   |    |
|-------------------|----|
| Ohio.....         | 16 |
| Indiana.....      | 7  |
| Kentucky.....     | 4  |
| Pennsylvania..... | 3  |
| Illinois.....     | 2  |
| Tennessee.....    | 2  |

|  |
|--|
| One Each: Canada, Florida, Georgia, Kansas, Massachusetts, Michigan, New York, Texas |
|--|

ROSTER BY COUNTRY

|                    |    |
|--------------------|----|
| Canada.....        | 1  |
| United States..... | 41 |





0

**EVAN KEMP**  
LHP • L/L • MASON, OHIO



2

**JOEY BELLINI**  
INF • R/R • WINTER PARK, FLA.



3

**JACE MERCER**  
INF • B/R • JOHNS CREEK, GA.



4

**SEAN SPRINGER**  
INF • L/R • STRONGSVILLE, OHIO



5

**CAM SCHELER**  
C • R/R • LOUISVILLE, KY.



6

**EVAN SHAWVER**  
LHP • R/L • AMHERST, OHIO



8

**GRIFFITT MERRITT**  
INF • R/R • CINCINNATI, OHIO



10

**ERIC SANTIAGO**  
INF • R/R • BETHLEHEM, PA.



11

**GARRETT SCHOENLE**  
LHP • L/L • FORT WAYNE, IND.



13

**JOSE GUZMAN**  
RHP • R/R • INDIANAPOLIS, IND.



14

**WYATT STAPP**  
INF • L/R • KELLER, TEXAS



15

**JOE POWELL**  
C • R/R • MASON, OHIO



16

**DONDRAE BREMNER**  
INF • L/R • TORONTO, ONTARIO, CANADA



17

**NICK MURRAY**  
RHP • R/R • TYNGSBORO, MASS.



18

**MAX BERGMANN**  
RHP • R/R • GEORGETOWN, IND.



19

**DRAKE BATCHO**  
LHP • L/L • WARREN, OHIO



20

**JACKSON MURPHY**  
RHP • R/R • CINCINNATI, OHIO



21

**JAKE MURRAY**  
OF • L/R • CINCINNATI, OHIO



22

**BRETT SOUDER**  
RHP • R/R • SOUTH LEBANON, OHIO



23

**BEN VORE**  
RHP • R/R • LEXINGTON, OHIO



24

**SEAN MCLAUGHLIN**  
INF • R/R • HENDERSONVILLE, TENN.



25

**JALEN WADE**  
RHP • R/R • WEST CHESTER, PA.



26

**TANNER HOLEN**  
C • R/R • MANHATTAN, KAN.



28

**KERRINGTON CROSS**  
INF • R/R • BROWNSBURG, IND.



29

**JAKE HANSEN**  
INF • L/R • WESTCHESTER, ILL.



30

**MIKE KOSZEWSKI**  
OF • L/L • OAK BROOK, ILL.



31

**NATHAN MOORE**  
RHP • R/R • COLUMBUS, OHIO




32

**PAUL KOMISTEK**  
OF • R/R • KNOXVILLE, TENN.



33

**WYATT GEESAMAN**  
RHP • R/R • REDKEY, IND.



34

**BOBBY LANE**  
OF • L/L • TRAFFORD, PA.



35

**JACOB MEYER**  
RHP • R/R • SPENCERVILLE, OHIO



37

**ALEX STREITENBERGER**  
INF • R/R • GAHANNA, OHIO



38

**JOSH HEGEMANN**  
OF • L/L • LIBERTY TOWNSHIP, OHIO



39

**BEAU KEATHLEY**  
RHP • R/R • TAYLOR, MICH.



40

**COLE HARTING**  
OF • R/R • WEST CHESTER, OHIO



41

**AIDEN BRADBURY**  
RHP • R/R • CARMEL, IND.



42

**CONNER LINN**  
LHP • L/L • KOKOMO, IND.



43

**ZACH SEGAL**  
RHP • R/R • LOVELAND, OHIO



44

**RYAN NICHOLSON**  
INF • L/L • LOUISVILLE, KY.



45

**COLBY HAINES**  
RHP • R/R • UNION, KY.



46

**DEAN MCCARTHY**  
LHP • L/L • WHITE PLAINS, N.Y.



77

**ALEX SHEA**  
LHP • L/L • UNION, KY.

COACHING STAFF



7

**SCOTT GOOGINS**  
HEAD COACH • 4TH SEASON



13

**JD HEILMANN**  
PITCHING COACH



9

**KYLE SPRAGUE**  
HITTING COACH / OUTFIELDERS



27

**LEE SPONSELLER**  
VOLUNTEER ASSISTANT / OUTFIELDERS

## HEAD COACH SCOTT GOOGINS



## SCOTT GOOGINS • HEAD COACH • FOURTH SEASON • OHIO WESLEYAN '92

Scott Googins was named the 28th head baseball coach at the University of Cincinnati on June 6, 2017 and will enter his fourth season in the spring of 2021.

Prior to a pandemic-shortened 2020, Googins led the Bearcats to one of the most successful seasons in program history in 2019.

Despite a slow 1-9 start, UC found itself as the No. 2 seed in the American Athletic Conference Tournament where they were yet to win a game. After winning its first three, UC went on to trounce UConn 22-5 to win the AAC Tournament title and advance to the NCAA postseason for the first time in 45 years.

With the automatic bid, the Bearcats were shipped west to reigning CWS champion Oregon State for NCAA Regional action. On the big stage the win streak continued with a dramatic 7-6 victory over the national-host Beavers.

The magic came to an end with a loss the next day to eventual CWS runner-up Michigan. UC's historic 2019 season came to a close with a 31-31 final tally.

The team broke numerous records during the campaign. Six Bearcats earned All-AAC Tournament honors with AJ Bumpass being named the tournament MVP. Three players were named to the Corvallis Regional All-Tournament Team. Bumpass was later drafted by the Cincinnati Reds. The win over Oregon State marked Googins' 400th in his storied career.

In his first season, Googins guided UC to its best finish since 2011 as the Bearcats finished at 28-28 overall and an even 12-12 in AAC play, one of the toughest RPI conferences in the nation. UC led the nation in double plays, turned a triple-play for the fifth time in school history and earned numerous individual achievements.

Shortstop Manny Rodriguez was drafted in the tenth round while pitchers Cam Alldred and J.T. Perez also were selected in the MLB draft. All three were all-conference honorees (Rodriguez and Perez on First Team, Alldred on Second), marking the first time UC has ever had two first team honorees and three total honorees in AAC history. Nine different players earned weekly conference accolades throughout the season.

Googins made the move across town after 12 seasons as the head coach at Xavier. The all-time winningest coach at XU, he compiled a 341-357 record with four NCAA Tournament appearances including back-to-back regional finals berths (2016 & 2017) and six regular season or conference tournament championships.

Before taking the head coaching role at Xavier, Googins served as an assistant at Miami (OH) and Indiana.

The native of Granville, Ohio played catcher at Ohio Wesleyan from 1989-92, moving into a coaching role as a senior and staying on after graduation.

Googins and his wife, Jody – a former volleyball standout at Xavier – live in West Chester, Ohio, with their daughter, Ellie, and two sons, Tommy and Charlie.

## THE GOOGINS FILE

**Hometown:** Granville, Ohio  
**Wife:** Jody  
**Children:** Ellie, Tommy, Charlie  
**Education:** Ohio Wesleyan '92  
**Playing Career:** Ohio Wesleyan – 1989-92 (Catcher)

## COACHING CAREER

| YEAR      | SCHOOL     | POSITION        |
|-----------|------------|-----------------|
| 1992-1999 | Indiana    | Assistant Coach |
| 2000-04   | Miami (OH) | Assistant Coach |
| 2005      | Xavier     | Assistant Coach |
| 2006-17   | Xavier     | Head Coach      |
| 2018-     | Cincinnati | Head Coach      |

## CAREER ACCOMPLISHMENTS

- 2016 BIG EAST Coaching Staff of the Year
- 2009 ABCA Midwest Region Coach of the Year
- 2008 Atlantic 10 Coach of the Year
- Five NCAA Appearances (2009, 2014, 2016, 2017, 2019)
- Six 30-win seasons (2019, 2016, 2014, 2013, 2011, 2009)

## CHAMPIONSHIPS

- AAC Tournament Championship (2019)
- Three BIG EAST Tournament Championships (2014, 2016, 2017)
- BIG EAST Regular Season Championship (2016)
- Atlantic 10 Tournament Championship (2009)
- Atlantic 10 Regular Season Championship (2008)

## MILESTONE WINS

**FIRST WIN**.....@ ETSU, 10-5 (02/16/06)  
**100TH WIN**.....Saint Joseph's, 6-6 (05/01/09)  
**FIRST NCAA WIN**.....vs. Sam Houston St., 9-6 (05/30/09)  
**200TH WIN**.....@ UAB, 12-4 (02/24/13)  
**300TH WIN**.....Villanova, 1-0 (05/19/16)  
**400TH WIN**.....Oregon State, 7-6 (05/31/19)

## GOOGINS YEAR-BY-YEAR RECORD

| YEAR                     | SCHOOL     | OVERALL    |            |             | CONFERENCE |            |             | FINISH | POSTSEASON           |
|--------------------------|------------|------------|------------|-------------|------------|------------|-------------|--------|----------------------|
|                          |            | W          | L          | PCT         | W          | L          | PCT         |        |                      |
| 2006                     | Xavier     | 19         | 37         | .339        | 9          | 18         | .333        | t-12th |                      |
| 2007                     | Xavier     | 29         | 31         | .483        | 17         | 10         | .630        | 4th    |                      |
| 2008                     | Xavier     | 27         | 31         | .466        | 19         | 8          | .704        | t-1st  |                      |
| 2009                     | Xavier     | 39         | 21         | .650        | 18         | 9          | .667        | 3rd    | NCAA Regionals (1-2) |
| 2010                     | Xavier     | 26         | 32         | .448        | 18         | 9          | .667        | 2nd    |                      |
| 2011                     | Xavier     | 30         | 27         | .536        | 14         | 10         | .583        | 4th    |                      |
| 2012                     | Xavier     | 28         | 28         | .500        | 13         | 11         | .542        | 7th    |                      |
| 2013                     | Xavier     | 32         | 26         | .552        | 16         | 8          | .667        | 4th    | NCAA Regionals (1-2) |
| 2014                     | Xavier     | 30         | 29         | .508        | 8          | 10         | .444        | 4th    |                      |
| 2015                     | Xavier     | 15         | 38         | .283        | 3          | 15         | .167        | 7th    | NCAA Regionals (2-2) |
| 2016                     | Xavier     | 32         | 30         | .516        | 14         | 4          | .778        | 1st    | NCAA Regionals (2-2) |
| 2017                     | Xavier     | 34         | 27         | .557        | 10         | 6          | .625        | 1st    |                      |
| <b>XAVIER TOTALS</b>     |            | <b>341</b> | <b>357</b> | <b>.489</b> | <b>159</b> | <b>118</b> | <b>.571</b> |        | <b>6-8 (.429)</b>    |
| YEAR                     | SCHOOL     | W          | L          | PCT         | W          | L          | PCT         | FINISH | POSTSEASON           |
| 2018                     | Cincinnati | 28         | 28         | .500        | 12         | 12         | .500        | 6th    |                      |
| 2019                     | Cincinnati | 31         | 31         | .500        | 13         | 11         | .542        | 2nd    | NCAA Regionals (1-2) |
| 2020                     | Cincinnati | 7          | 8          | .467        | 0          | 0          | .000        | n/a    |                      |
| 2021                     | Cincinnati | 8          | 9          | .470        | -          | -          | -           |        |                      |
| <b>CINCINNATI TOTALS</b> |            | <b>74</b>  | <b>76</b>  | <b>.493</b> | <b>25</b>  | <b>23</b>  | <b>.520</b> |        | <b>1-2 (.333)</b>    |
| <b>CAREER TOTALS</b>     |            | <b>415</b> | <b>433</b> | <b>.489</b> | <b>184</b> | <b>141</b> | <b>.566</b> |        | <b>7-10 (.412)</b>   |

## THE LAST TIME A BEARCATS PLAYER ...

|  |   |
|--|---|
| Hit for the cycle.....                                 | Anthony Snowell; May 7, 1999 vs. Saint Louis                                    |
| Hit a grand slam.....                                  | A.J. Bumpass; April 28, 2017 at UConn   |
| Hit a walk-off homerun.....                            | Joey Wiemer, April 13, 2019 Game 2 vs UCF                                       |
| Hit a walk-off base hit.....                           | Eric Santiago; March 1, 2020 Game 2 vs Oakland                                  |
| Walk-off RBI without a hit.....                        | bases-loaded HBP; Feb. 24, 2013 vs. Western Carolina                            |
| Led off the game with a homerun.....                   | Eric Santiago, March 7, 2021 at UNCW  |
| Hit back-to-back homeruns.....                         | Komistek-Harting, 7th inning at Xavier, March 20, 2021                          |
| Hit back-to-back-to-back homeruns.....                 | Singer-McMillin-Hinton; April 21, 1999 vs Ohio, 9th inning                      |
| Hit two homeruns in a game.....                        | Joe Powell at UNCW, March 4, 2021; Cole Harting at Xavier, March 20, 2021       |
| Hit 3+ homeruns in a game.....                         | Cameron Satterwhite; 3; April 17, 2007 vs. Ohio                                 |
| Hit a homerun in two straight games.....               | Jace Mercer vs. Xavier, March 20, and at Xavier, March 21, 2021                 |
| Hit a homerun in three straight games.....             | Justin Glass; April 11, 12, 13, 2014 vs. UConn                                  |
| Hit an inside-the-park homerun.....                    | Paul Komistek; March 29, 2020 vs Oakland  |
| Hit two doubles in a game.....                         | Eric Santiago at WKU, February 27, 2021; Jake Hansen vs. Xavier, March 22, 2021 |
| Hit three doubles in a game.....                       | Logan Parker; May 13, 2006 vs. West Virginia                                    |
| Hit two triples in a game.....                         | A.J. Bumpass; April 10, 2019 vs Miami   |
| Had four hits in a game.....                           | Wyatt Stapp; March 7, 2021 at UNCW  |
| Had five hits in a game.....                           | Kyle Mottice, April 23, 2016 vs. Memphis  |
| Had 6+ hits in a game.....                             | Cole Harting, 6 at Xavier, March 20, 2021                                       |
| Had four RBIs.....                                     | Wyatt Stapp; March 7, 2021 at UNCW  |
| Had five RBIs.....                                     | Wyatt Stapp; February 28, 2020 vs Oakland                                       |
| Had 6+ RBIs.....                                       | Paul Komistek, 7 at Xaview, March 20, 2021                                      |
| Scored three runs.....                                 | Ryan Nicholson; March 5, 2021 at UNCW   |
| Scored four runs.....                                  | Tanner Holen and Cole Harting at Xavier, March 20, 2021                         |
| Scored 5+ runs.....                                    | Jace Mercer, 5; February 28, 2020 vs Oakland                                    |
| Stole 3+ bases.....                                    | Jace Mercer, 4; February 28, 2020 vs Oakland                                    |
| Walked three times.....                                | Ryan Nicholson; March 7, 2021 at UNCW   |
| Walked four times.....                                 | Jace Mercer and Joey Wiemer; February 28, 2020 vs. Oakland                      |
| Had 15+ putouts.....                                   | Cam Scheler - C, 16; Feb. 27, 2021 at WKU (Game 2)                              |
| Has 20+ putouts.....                                   | Ryan Noda - 1B, 21; April 12, 2015 vs. Memphis                                  |
| Had 8+ assists.....                                    | Manny Rodriguez - SS, 9; April 28, 2017 at UConn                                |
| Threw a complete game.....                             | J.T. Perez; April 20, 2018 vs #24 UConn   |
| Threw a complete-game shutout.....                     | J.T. Perez; April 20, 2018 vs #24 UConn   |
| Threw a complete game in back-to-back appearances..... | Tristan Hammans; April 14/21, 2015 vs. Xavier/Louisville                        |
| Two Bearcats threw consecutive complete games.....     | Walker/Walsh; April 9/11, 2014, vs. Miami (OH)/UConn                            |
| Three Bearcats threw consecutive complete games.....   | Orndorff/Zellner/Perez; May 8/13/14, 2016, vs. UCF/ Houston                     |
| Threw 10 or more strikeouts.....                       | Garrett Schoenle, 11; March 7, 2021 at UNCW                                     |
| Pitched more than 9 innings in a game.....             | B.J. Borsa, 9.2; May 18, 2002 vs. Saint Louis                                   |
| Struck out four batters in an inning.....              | Tony Cento; May 7, 1999 vs. Saint Louis   |
| Threw a no-hitter.....                                 | Chris Murphy; April 15, 1995 vs IUPUI   |

## THE LAST TIME UC ...

|                                    |   |
|------------------------------------|---|
| Had 15-19 hits.....                | 20 at Xavier, March 21, 2021                    |
| Had 20+ hits.....                  | 20 at Xavier, March 21, 2021                    |
| Scored 10-14 runs.....             | 22 at Xavier, March 21, 2021                    |
| Scored 15-19 runs.....             | 18; February 28, 2020 vs Oakland                |
| Scored 20+ runs.....               | 22; May 26, 2019 vs. UConn                      |
| Scored 10+ runs in one inning..... | 10 runs, 6th inning; March 19, 2006 vs. Oakland |
| Hit 5+ doubles.....                | 6; April 22, 2018 vs #24 UConn                  |
| Hit 3+ triples.....                | 3; April 10, 2019 vs Miami                      |
| Hit three homeruns.....            | March 7, 2021 at UNCW                           |
| Hit four homeruns.....             | May 26, 2019 vs UConn                           |
| Hit 5+ homeruns.....               | 5 at Xavier, March 20, 2021                     |
| Stole five bases.....              | at Xavier, March 21, 2021                       |
| Stole six bases.....               | March 24, 2019 at USF                           |
| Stole 7+ bases.....                | 8; February 28, 2020 vs Oakland                 |
| Played 10 innings.....             | at #25 Clemson, February 21, 2021               |
| Played 11 innings.....             | April 10, 2019 vs Miami                         |
| Played 12+ innings.....            | 12; February 26, 2021 at WKU                    |
| Swept a 3-game series.....         | vs. Western Michigan, March 12-14, 2021         |
| Was swept in a 3-game series.....  | February 19-21, 2021 at #25 Clemson             |
| Swept a 4-game series.....         | February 28-March 1, 2020 vs Oakland            |
| Was swept in a 4-game series.....  | March 18-21, 2015 vs. Nevada                    |
| Swept a double-header.....         | March 7, 2020 vs EMU                            |
| Was swept in a double-header.....  | May 3, 2019 vs #8 ECU                           |
| Turned a triple play.....          | 8-6-3; at May 7, 2019 at Miami                  |



OPENED: 2004

CAPACITY: 3,085

DIMENSIONS: 325-370-400-370-325

SURFACE: Motz Group TriplePlay HP

UC Baseball Stadium has been the home of the Cincinnati Bearcats baseball team since the end of the 2004 season.

The first game played at the 3,085-seat, on-campus facility occurred on May, 20 2004 when the Bearcats hosted UAB in the final series of 2004. The opening game was played on a Thursday night, before a crowd of 2,200.

Since its opening, the stadium has seen a UC great recognized within the facility. In May 2005, coaching legend Glenn Sample was honored with the walkway outside the field being named Glenn Sample Way.

The stadium, which was voted the favorite road stadium in the BIG EAST Conference to visit, is located directly east of the spot where Johnny Bench Field, the Bearcats' previous home, sat for a number of years.

Acting on a recommendation by President Neville G. Pinto, the UC Board of Trustees unanimously voted on June 23, 2020 to remove the name of the late Cincinnati Reds owner and philanthropist Marge Schott from the university's baseball stadium and a second space. The stadium held the name of Marge Schott Stadium from 2006-2020.

## FEATURES

- Batting Cages
- Indoor batting cages and pitcher's mound
- A fully equipped press box with private viewing areas
- A player's clubhouse and lounge
- Dressing rooms for coaches
- Full laundry and equipment facilities
- State-of-the-art training room
- Fully-lighted playing field

## YEAR-BY-YEAR RECORD - UC BASEBALL STADIUM

| YEAR | W  | L  | YEAR                     | W          | L          |
|------|----|----|--------------------------|------------|------------|
| 2004 | 1  | 2  | 2014                     | 13         | 9          |
| 2005 | 16 | 13 | 2015                     | 10         | 14         |
| 2006 | 22 | 10 | 2016                     | 18         | 7          |
| 2007 | 20 | 10 | 2017                     | 15         | 11         |
| 2008 | 23 | 11 | 2018                     | 19         | 11         |
| 2009 | 21 | 13 | 2019                     | 16         | 12         |
| 2010 | 18 | 12 | 2020                     | 7          | 0          |
| 2011 | 19 | 1  | 2021                     | 4          | 1          |
| 2012 | 10 | 20 | <b>TOTAL</b>             | <b>271</b> | <b>173</b> |
| 2013 | 19 | 16 | (610 winning percentage) |            |            |



## 2021 STATISTICS

2021 RECORD: 8-9 (HOME: 4-1; ROAD: 4-8; NEUTRAL: 0-0)

| DATE     | OPPONENT                | SCORE   | INNS | OVERALL | AAC   | PITCHER OF RECORD | ATTEND | TIME |
|----------|-------------------------|---------|------|---------|-------|-------------------|--------|------|
| 02/19/21 | @ 25 Clemson            | L 0-5   | 9    | 0-1-0   | 0-0-0 | Moore (L 0-1)     | 1280   | 3:06 |
| 02/20/21 | @ 25 Clemson            | L 2-5   | 9    | 0-2-0   | 0-0-0 | McCarthy (L 0-1)  | 1280   | 2:46 |
| 02/21/21 | @ 25 Clemson            | L 7-8   | (10) | 0-3-0   | 0-0-0 | Moore (L 0-2)     | 1280   | 3:31 |
| 02/26/21 | @ Western Kentucky      | L 4-5   | (12) | 0-4-0   | 0-0-0 | Segal (L 0-1)     | 92     | 3:59 |
| 02/27/21 | @ Western Kentucky      | L 4-5   | 9    | 0-5-0   | 0-0-0 | Batcho (L 0-1)    | 114    | 2:45 |
| 02/27/21 | @ Western Kentucky      | W 11-3  | 9    | 1-5-0   | 0-0-0 | Schoenle (W 1-0)  | 132    | 3:22 |
| 03/04/21 | @ UNC Wilmington        | L 10-14 | 9    | 1-6-0   | 0-0-0 | Batcho (L 0-2)    | 492    | 3:05 |
| 03/05/21 | @ UNC Wilmington        | W 7-4   | 9    | 2-6-0   | 0-0-0 | Shawver (W 1-0)   | 492    | 2:29 |
| 03/06/21 | @ UNC Wilmington        | W 5-4   | 9    | 3-6-0   | 0-0-0 | Moore (W 1-2)     | 492    | 2:49 |
| 03/07/21 | @ UNC Wilmington        | L 8-9   | 9    | 3-7-0   | 0-0-0 | Segal (L 0-2)     | 492    | 3:43 |
| 03/12/21 | <b>WESTERN MICHIGAN</b> | W 5-1   | 9    | 4-7-0   | 0-0-0 | Shawver (W 2-0)   | 365    | 2:43 |
| 03/13/21 | <b>WESTERN MICHIGAN</b> | W 7-5   | 9    | 5-7-0   | 0-0-0 | Bradbury (W 1-0)  | 356    | 2:55 |
| 03/14/21 | <b>WESTERN MICHIGAN</b> | W 5-4   | 9    | 6-7-0   | 0-0-0 | Wade (W 1-0)      | 307    | 2:53 |
| 03/19/21 | <b>XAVIER</b>           | L 1-2   | 9    | 6-8-0   | 0-0-0 | Shawver (L 2-1)   | 365    | 2:15 |
| 03/20/21 | @ Xavier                | W 22-7  | 9    | 7-8-0   | 0-0-0 | Bradbury (W 2-0)  | 132    | 3:45 |
| 03/21/21 | @ Xavier                | L 8-16  | 9    | 7-9-0   | 0-0-0 | Murphy (L 0-1)    | 132    | 4:03 |
| 03/22/21 | <b>XAVIER</b>           | W 7-2   | 9    | 8-9-0   | 0-0-0 | Segal (W 1-2)     | 533    | 2:41 |
| 03/26/21 | <b>SAINT LOUIS</b>      |         |      |         |       |                   |        |      |
| 03/27/21 | <b>SAINT LOUIS</b>      |         |      |         |       |                   |        |      |
| 03/28/21 | <b>SAINT LOUIS</b>      |         |      |         |       |                   |        |      |
| 03/30/21 | <b>LOUISVILLE</b>       |         |      |         |       |                   |        |      |
| 04/01/21 | @ ECU *                 |         |      |         |       |                   |        |      |
| 04/02/21 | @ ECU *                 |         |      |         |       |                   |        |      |
| 04/02/21 | @ ECU *                 |         |      |         |       |                   |        |      |
| 04/03/21 | @ ECU *                 |         |      |         |       |                   |        |      |
| 04/09/21 | <b>UCF *</b>            |         |      |         |       |                   |        |      |
| 04/09/21 | <b>UCF *</b>            |         |      |         |       |                   |        |      |
| 04/10/21 | <b>UCF *</b>            |         |      |         |       |                   |        |      |
| 04/11/21 | <b>UCF *</b>            |         |      |         |       |                   |        |      |
| 04/16/21 | @ Memphis *             |         |      |         |       |                   |        |      |
| 04/16/21 | @ Memphis *             |         |      |         |       |                   |        |      |
| 04/17/21 | @ Memphis *             |         |      |         |       |                   |        |      |
| 04/18/21 | @ Memphis *             |         |      |         |       |                   |        |      |
| 04/23/21 | <b>WICHITA STATE *</b>  |         |      |         |       |                   |        |      |
| 04/23/21 | <b>WICHITA STATE *</b>  |         |      |         |       |                   |        |      |
| 04/24/21 | <b>WICHITA STATE *</b>  |         |      |         |       |                   |        |      |
| 04/25/21 | <b>WICHITA STATE *</b>  |         |      |         |       |                   |        |      |
| 04/30/21 | @ USF *                 |         |      |         |       |                   |        |      |
| 04/30/21 | @ USF *                 |         |      |         |       |                   |        |      |
| 05/01/21 | @ USF *                 |         |      |         |       |                   |        |      |
| 05/02/21 | @ USF *                 |         |      |         |       |                   |        |      |
| 05/07/21 | @ Houston *             |         |      |         |       |                   |        |      |
| 05/07/21 | @ Houston *             |         |      |         |       |                   |        |      |
| 05/08/21 | @ Houston *             |         |      |         |       |                   |        |      |
| 05/09/21 | @ Houston *             |         |      |         |       |                   |        |      |
| 05/14/21 | <b>EAST CAROLINA *</b>  |         |      |         |       |                   |        |      |
| 05/14/21 | <b>EAST CAROLINA *</b>  |         |      |         |       |                   |        |      |
| 05/15/21 | <b>EAST CAROLINA *</b>  |         |      |         |       |                   |        |      |
| 05/16/21 | <b>EAST CAROLINA *</b>  |         |      |         |       |                   |        |      |
| 05/20/21 | <b>TULANE *</b>         |         |      |         |       |                   |        |      |
| 05/20/21 | <b>TULANE *</b>         |         |      |         |       |                   |        |      |
| 05/21/21 | <b>TULANE *</b>         |         |      |         |       |                   |        |      |
| 05/22/21 | <b>TULANE *</b>         |         |      |         |       |                   |        |      |



BATTING (SORTED BY BATTING AVERAGE)

| PLAYER              | AVG  | GP | GS | AB  | R   | H   | 2B | 3B | HR | RBI | TB  | SLG% | BB | HBP | SO  | GDP | OB%  | SF | SH | SB | ATT | PO  | A   | E  | FLD%  |
|---------------------|------|----|----|-----|-----|-----|----|----|----|-----|-----|------|----|-----|-----|-----|------|----|----|----|-----|-----|-----|----|-------|
| 40 HARTING, Cole    | .367 | 15 | 13 | 49  | 13  | 18  | 3  | 0  | 5  | 14  | 36  | .735 | 5  | 0   | 16  | 0   | .426 | 0  | 1  | 4  | 5   | 32  | 1   | 1  | .971  |
| 32 KOMISTEK, Paul   | .348 | 9  | 8  | 23  | 5   | 8   | 0  | 0  | 2  | 9   | 14  | .609 | 7  | 1   | 11  | 0   | .500 | 1  | 0  | 0  | 0   | 11  | 2   | 0  | 1.000 |
| 26 HOLEN, Tanner    | .345 | 9  | 7  | 29  | 9   | 10  | 1  | 1  | 2  | 8   | 19  | .655 | 2  | 2   | 3   | 1   | .424 | 0  | 0  | 0  | 0   | 47  | 3   | 1  | .980  |
| 14 STAPP, Wyatt     | .328 | 17 | 16 | 67  | 9   | 22  | 5  | 0  | 1  | 16  | 30  | .448 | 6  | 1   | 10  | 0   | .387 | 1  | 0  | 3  | 4   | 4   | 4   | 0  | 1.000 |
| 2 BELLINI, Joey     | .296 | 17 | 17 | 71  | 9   | 21  | 2  | 1  | 0  | 10  | 25  | .352 | 8  | 0   | 11  | 1   | .363 | 1  | 0  | 2  | 3   | 16  | 25  | 2  | .953  |
| 8 MERRITT, Griffin  | .286 | 15 | 15 | 56  | 15  | 16  | 5  | 2  | 0  | 8   | 25  | .446 | 7  | 3   | 13  | 1   | .388 | 1  | 0  | 1  | 1   | 39  | 1   | 1  | .976  |
| 3 MERCER, Jace      | .267 | 16 | 16 | 60  | 12  | 16  | 1  | 0  | 4  | 10  | 29  | .483 | 9  | 2   | 18  | 1   | .380 | 0  | 2  | 4  | 5   | 29  | 39  | 0  | 1.000 |
| 29 HANSEN, Jake     | .222 | 10 | 4  | 18  | 3   | 4   | 3  | 0  | 0  | 4   | 7   | .389 | 2  | 0   | 5   | 0   | .286 | 1  | 0  | 1  | 2   | 11  | 9   | 1  | .952  |
| 21 MURRAY, Jake     | .217 | 16 | 15 | 60  | 10  | 13  | 0  | 2  | 2  | 6   | 23  | .383 | 5  | 0   | 23  | 0   | .277 | 0  | 2  | 4  | 5   | 33  | 2   | 1  | .972  |
| 10 SANTIAGO, Eric   | .203 | 17 | 16 | 69  | 11  | 14  | 5  | 0  | 2  | 4   | 25  | .362 | 4  | 1   | 13  | 0   | .257 | 0  | 0  | 4  | 5   | 11  | 37  | 5  | .906  |
| 5 SCHELER, Cam      | .167 | 4  | 2  | 6   | 2   | 1   | 1  | 0  | 0  | 0   | 2   | .333 | 4  | 0   | 5   | 0   | .500 | 0  | 0  | 0  | 0   | 25  | 1   | 1  | .963  |
| 15 POWELL, Joe      | .161 | 11 | 10 | 31  | 6   | 5   | 0  | 0  | 3  | 5   | 14  | .452 | 7  | 0   | 13  | 0   | .308 | 1  | 0  | 1  | 1   | 80  | 7   | 2  | .978  |
| 44 NICHOLSON, Ryan  | .137 | 16 | 14 | 51  | 8   | 7   | 0  | 0  | 2  | 7   | 13  | .255 | 8  | 0   | 13  | 0   | .238 | 4  | 0  | 0  | 0   | 109 | 8   | 2  | .983  |
| 16 BREMNER, Dondrae | .000 | 2  | 0  | 1   | 0   | 0   | 0  | 0  | 0  | 0   | 0   | .000 | 1  | 0   | 1   | 0   | .500 | 0  | 0  | 0  | 0   | 0   | 0   | 0  | .000  |
| 38 HEGEMANN, Josh   | .000 | 5  | 0  | 1   | 1   | 0   | 0  | 0  | 0  | 0   | 0   | .000 | 0  | 0   | 0   | 0   | .000 | 0  | 0  | 0  | 1   | 0   | 0   | 0  | .000  |
| TOTALS              | .262 | 17 | 17 | 592 | 113 | 155 | 26 | 6  | 23 | 101 | 262 | .443 | 75 | 10  | 155 | 4   | .349 | 10 | 5  | 24 | 32  | 451 | 158 | 18 | .971  |
| OPPONENTS           | .237 | 17 | 17 | 553 | 99  | 131 | 31 | 1  | 20 | 92  | 224 | .405 | 86 | 26  | 154 | 14  | .364 | 2  | 7  | 9  | 12  | 459 | 149 | 19 | .970  |

LOB - Team (120), Opp (124). DPs turned - Team (20), Opp (6). IBB - Team (2), MERCER 1, STAPP 1, Opp (5). Picked off - STAPP 2.

PITCHING (SORTED BY EARNED RUN AVERAGE)

| PLAYER               | ERA   | W | L | APP | GS | CG | SHO | CBO | SV | IP    | H   | R   | ER | BB | SO  | 2B | 3B | HR | AB  | B/AVG | WP | HBP | BK | SFA | SHA |
|----------------------|-------|---|---|-----|----|----|-----|-----|----|-------|-----|-----|----|----|-----|----|----|----|-----|-------|----|-----|----|-----|-----|
| 41 BRADBURY, Aiden   | 0.00  | 2 | 0 | 5   | 0  | 0  | 0   | 0   | 0  | 8.0   | 4   | 0   | 0  | 0  | 8   | 1  | 1  | 0  | 27  | .148  | 0  | 1   | 0  | 0   | 1   |
| 13 GUZMAN, Jose      | 0.00  | 0 | 0 | 1   | 0  | 0  | 0   | 0   | 0  | 2.0   | 0   | 0   | 0  | 2  | 4   | 0  | 0  | 0  | 5   | .000  | 1  | 2   | 0  | 0   | 0   |
| 23 VORE, Ben         | 0.00  | 0 | 0 | 1   | 0  | 0  | 0   | 0   | 0  | 1.0   | 0   | 0   | 0  | 1  | 2   | 0  | 0  | 0  | 4   | .000  | 0  | 0   | 0  | 0   | 0   |
| 77 SHEA, Alex        | 0.00  | 0 | 0 | 1   | 0  | 0  | 0   | 0   | 0  | 1.0   | 1   | 0   | 0  | 0  | 1   | 0  | 0  | 0  | 4   | .250  | 0  | 0   | 0  | 0   | 0   |
| 6 SHAWVER, Evan      | 1.24  | 2 | 1 | 5   | 5  | 0  | 0   | 0   | 0  | 29.0  | 22  | 6   | 4  | 10 | 30  | 5  | 0  | 2  | 102 | .216  | 2  | 2   | 0  | 0   | 0   |
| 20 MURPHY, Jackson   | 1.29  | 0 | 1 | 6   | 0  | 0  | 0   | 0   | 0  | 7.0   | 7   | 8   | 1  | 7  | 6   | 2  | 0  | 0  | 28  | .250  | 1  | 2   | 0  | 0   | 0   |
| 43 SEGAL, Zach       | 2.45  | 1 | 2 | 8   | 0  | 0  | 0   | 0   | 2  | 14.2  | 10  | 4   | 4  | 4  | 11  | 2  | 0  | 1  | 49  | .204  | 1  | 1   | 0  | 0   | 4   |
| 39 KEATHLEY, Beau    | 4.76  | 0 | 0 | 7   | 0  | 0  | 0   | 0   | 1  | 5.2   | 5   | 5   | 3  | 6  | 5   | 0  | 0  | 1  | 21  | .238  | 2  | 1   | 0  | 0   | 0   |
| 25 WADE, Jalen       | 6.35  | 1 | 0 | 4   | 0  | 0  | 0   | 0   | 0  | 5.2   | 2   | 4   | 4  | 4  | 6   | 1  | 0  | 1  | 17  | .118  | 0  | 1   | 0  | 0   | 0   |
| 46 MCCARTHY, Dean    | 6.46  | 0 | 1 | 5   | 5  | 0  | 0   | 0   | 0  | 23.2  | 24  | 19  | 17 | 19 | 20  | 6  | 0  | 2  | 92  | .261  | 0  | 3   | 2  | 1   | 1   |
| 18 BERGMANN, Max     | 6.94  | 0 | 0 | 7   | 0  | 0  | 0   | 0   | 1  | 11.2  | 12  | 9   | 9  | 7  | 7   | 2  | 0  | 2  | 44  | .273  | 2  | 1   | 0  | 1   | 0   |
| 11 SCHOENLE, Garrett | 7.25  | 1 | 0 | 5   | 5  | 0  | 0   | 0   | 0  | 22.1  | 25  | 19  | 18 | 7  | 34  | 7  | 0  | 7  | 89  | .281  | 1  | 6   | 0  | 0   | 1   |
| 19 BATCHO, Drake     | 9.00  | 0 | 2 | 5   | 2  | 0  | 0   | 0   | 0  | 9.0   | 6   | 10  | 9  | 12 | 10  | 2  | 0  | 1  | 32  | .188  | 3  | 2   | 0  | 0   | 0   |
| 31 MOORE, Nathan     | 10.80 | 1 | 2 | 7   | 0  | 0  | 0   | 0   | 0  | 6.2   | 6   | 8   | 8  | 5  | 8   | 0  | 0  | 2  | 25  | .240  | 0  | 3   | 0  | 0   | 0   |
| 42 LINN, Conner      | 13.50 | 0 | 0 | 1   | 0  | 0  | 0   | 0   | 0  | 2.0   | 5   | 3   | 3  | 0  | 1   | 2  | 0  | 0  | 10  | .500  | 0  | 0   | 0  | 0   | 0   |
| 0 KEMP, Evan         | 36.00 | 0 | 0 | 1   | 0  | 0  | 0   | 0   | 0  | 1.0   | 2   | 4   | 4  | 2  | 1   | 1  | 0  | 1  | 4   | .500  | 0  | 1   | 0  | 0   | 0   |
| TOTALS               | 5.03  | 8 | 9 | 17  | 17 | 0  | 0   | 0   | 4  | 150.1 | 131 | 99  | 84 | 86 | 154 | 31 | 1  | 20 | 553 | .237  | 13 | 26  | 2  | 2   | 7   |
| OPPONENTS            | 5.47  | 9 | 8 | 17  | 17 | 0  | 1   | 1   | 3  | 153.0 | 155 | 113 | 93 | 75 | 155 | 26 | 6  | 23 | 592 | .262  | 19 | 10  | 2  | 10  | 5   |

PB - TEAM (5), HOLEN 3, POWELL 1, SCHELER 1, OPP (6). PICKOFFS - TEAM (3), MCCARTHY 2, POWELL 1, OPP (2). SBA/ATT - POWELL (5-7), HOLEN (4-4), SHAWVER (1-3), MOORE (2-2), BATCHO (2-2), MCCARTHY (1-2), BERGMANN (1-1), SHEA (1-1), MURPHY (1-1).

2021 STATISTICS

FIELDING (SORTED BY FIELDING PCT)

| PLAYER               | C   | PO  | A   | E  | FLD%  | DPS | SBA | CSB | SBA%  | PB | CI |
|----------------------|-----|-----|-----|----|-------|-----|-----|-----|-------|----|----|
| 3 MERCER, Jace       | 68  | 29  | 39  | 0  | 1.000 | 14  | 0   | 0   | -     | 0  | 0  |
| 32 KOMISTEK, Paul    | 13  | 11  | 2   | 0  | 1.000 | 0   | 0   | 0   | -     | 0  | 0  |
| 14 STAPP, Wyatt      | 8   | 4   | 4   | 0  | 1.000 | 1   | 0   | 0   | -     | 0  | 0  |
| 43 SEGAL, Zach       | 5   | 1   | 4   | 0  | 1.000 | 0   | 0   | 0   | -     | 0  | 0  |
| 46 MCCARTHY, Dean    | 5   | 0   | 5   | 0  | 1.000 | 0   | 1   | 1   | .500  | 0  | 0  |
| 18 BERGMANN, Max     | 3   | 1   | 2   | 0  | 1.000 | 0   | 1   | 0   | 1.000 | 0  | 0  |
| 41 BRADBURY, Aiden   | 2   | 0   | 2   | 0  | 1.000 | 0   | 0   | 0   | -     | 0  | 0  |
| 19 BATCHO, Drake     | 2   | 1   | 1   | 0  | 1.000 | 1   | 2   | 0   | 1.000 | 0  | 0  |
| 6 SHAWVER, Evan      | 2   | 0   | 2   | 0  | 1.000 | 0   | 1   | 2   | .333  | 0  | 0  |
| 42 LINN, Conner      | 1   | 0   | 1   | 0  | 1.000 | 0   | 0   | 0   | -     | 0  | 0  |
| 44 NICHOLSON, Ryan   | 119 | 109 | 8   | 2  | .983  | 17  | 0   | 0   | -     | 0  | 0  |
| 26 HOLEN, Tanner     | 51  | 47  | 3   | 1  | .980  | 0   | 4   | 0   | 1.000 | 3  | 0  |
| 15 POWELL, Joe       | 89  | 80  | 7   | 2  | .978  | 0   | 5   | 2   | .714  | 1  | 0  |
| 8 MERRITT, Griffin   | 41  | 39  | 1   | 1  | .976  | 1   | 0   | 0   | -     | 0  | 0  |
| 21 MURRAY, Jake      | 36  | 33  | 2   | 1  | .972  | 1   | 0   | 0   | -     | 0  | 0  |
| 40 HARTING, Cole     | 34  | 32  | 1   | 1  | .971  | 0   | 0   | 0   | -     | 0  | 0  |
| 5 SCHELER, Cam       | 27  | 25  | 1   | 1  | .963  | 0   | 0   | 0   | -     | 1  | 0  |
| 2 BELLINI, Joey      | 43  | 16  | 25  | 2  | .953  | 6   | 0   | 0   | -     | 0  | 0  |
| 29 HANSEN, Jake      | 21  | 11  | 9   | 1  | .952  | 4   | 0   | 0   | -     | 0  | 0  |
| 10 SANTIAGO, Eric    | 53  | 11  | 37  | 5  | .906  | 3   | 0   | 0   | -     | 0  | 0  |
| 11 SCHOENLE, Garrett | 4   | 1   | 2   | 1  | .750  | 0   | 0   | 0   | -     | 0  | 0  |
| 23 VORE, Ben         | 0   | 0   | 0   | 0  | .000  | 0   | 0   | 0   | -     | 0  | 0  |
| 31 MOORE, Nathan     | 0   | 0   | 0   | 0  | .000  | 0   | 2   | 0   | 1.000 | 0  | 0  |
| 39 KEATHLEY, Beau    | 0   | 0   | 0   | 0  | .000  | 0   | 0   | 0   | -     | 0  | 0  |
| 38 HEGEMANN, Josh    | 0   | 0   | 0   | 0  | .000  | 0   | 0   | 0   | -     | 0  | 0  |
| 13 GUZMAN, Jose      | 0   | 0   | 0   | 0  | .000  | 0   | 0   | 0   | -     | 0  | 0  |
| 77 SHEA, Alex        | 0   | 0   | 0   | 0  | .000  | 0   | 1   | 0   | 1.000 | 0  | 0  |
| 16 BREMNER, Dondrae  | 0   | 0   | 0   | 0  | .000  | 0   | 0   | 0   | -     | 0  | 0  |
| 20 MURPHY, Jackson   | 0   | 0   | 0   | 0  | .000  | 0   | 1   | 0   | 1.000 | 0  | 0  |
| 0 KEMP, Evan         | 0   | 0   | 0   | 0  | .000  | 0   | 0   | 0   | -     | 0  | 0  |
| 25 WADE, Jalen       | 0   | 0   | 0   | 0  | .000  | 0   | 0   | 0   | -     | 0  | 0  |
| TOTALS               | 627 | 451 | 158 | 18 | .971  | 20  | 9   | 3   | .750  | 5  | 0  |
| OPPONENTS            | 627 | 459 | 149 | 19 | .970  | 6   | 24  | 8   | .750  | 6  | 0  |

MISCELLANEOUS STATS

| MULTIPLE HIT GAMES | 2  | 3 | 4 | 5+ | Tot |
|--------------------|----|---|---|----|-----|
| 14 STAPP, Wyatt    | 3  | 2 | 1 | -  | 6   |
| 3 MERCER, Jace     | 3  | 2 | - | -  | 5   |
| 2 BELLINI, Joey    | 3  | 1 | 1 | -  | 5   |
| 10 SANTIAGO, Eric  | 4  | - | - | -  | 4   |
| 40 HARTING, Cole   | 3  | - | - | 1  | 4   |
| 8 MERRITT, Griffin | 2  | 2 | - | -  | 4   |
| 21 MURRAY, Jake    | 3  | - | - | -  | 3   |
| 26 HOLEN, Tanner   | 1  | 1 | - | -  | 2   |
| 32 KOMISTEK, Paul  | 1  | - | 1 | -  | 2   |
| 29 HANSEN, Jake    | 2  | - | - | -  | 2   |
| 15 POWELL, Joe     | 1  | - | - | -  | 1   |
| 44 NICHOLSON, Ryan | 1  | - | - | -  | 1   |
| TEAM               | 27 | 8 | 3 | 1  | 39  |

| MULTIPLE RBI GAMES | 2  | 3 | 4 | 5+ | Tot |
|--------------------|----|---|---|----|-----|
| 14 STAPP, Wyatt    | 1  | 2 | 1 | -  | 4   |
| 3 MERCER, Jace     | 1  | 1 | 1 | -  | 3   |
| 8 MERRITT, Griffin | 3  | - | - | -  | 3   |
| 26 HOLEN, Tanner   | 2  | 1 | - | -  | 3   |
| 40 HARTING, Cole   | 2  | - | - | 1  | 3   |
| 44 NICHOLSON, Ryan | 1  | - | - | -  | 1   |
| 2 BELLINI, Joey    | -  | 1 | - | -  | 1   |
| 32 KOMISTEK, Paul  | -  | - | - | 1  | 1   |
| 29 HANSEN, Jake    | 1  | - | - | -  | 1   |
| 15 POWELL, Joe     | -  | 1 | - | -  | 1   |
| TEAM               | 11 | 6 | 2 | 2  | 21  |

| HITTING STREAKS    | LONGEST | CURRENT |
|--------------------|---------|---------|
| 40 HARTING, Cole   | 7       | 1       |
| 26 HOLEN, Tanner   | 6       | 6       |
| 2 BELLINI, Joey    | 6       | 6       |
| 14 STAPP, Wyatt    | 6       | -       |
| 8 MERRITT, Griffin | 5       | 3       |
| 10 SANTIAGO, Eric  | 4       | -       |
| 44 NICHOLSON, Ryan | 4       | -       |
| 21 MURRAY, Jake    | 4       | -       |
| 15 POWELL, Joe     | 3       | -       |
| 3 MERCER, Jace     | 3       | -       |
| 32 KOMISTEK, Paul  | 1       | 1       |
| 29 HANSEN, Jake    | 1       | 1       |
| 5 SCHELER, Cam     | 1       | -       |

| REACHED BASE STREAKS | LONGEST | CURRENT |
|----------------------|---------|---------|
| 14 STAPP, Wyatt      | 11      | 11      |
| 40 HARTING, Cole     | 8       | 3       |
| 32 KOMISTEK, Paul    | 8       | 8       |
| 10 SANTIAGO, Eric    | 7       | 1       |
| 3 MERCER, Jace       | 7       | 3       |
| 8 MERRITT, Griffin   | 6       | 3       |
| 2 BELLINI, Joey      | 6       | 6       |
| 26 HOLEN, Tanner     | 6       | 6       |
| 44 NICHOLSON, Ryan   | 5       | -       |
| 15 POWELL, Joe       | 5       | -       |
| 21 MURRAY, Jake      | 4       | -       |
| 5 SCHELER, Cam       | 1       | -       |
| 29 HANSEN, Jake      | 1       | 1       |
| 16 BREMNER, Dondrae  | 1       | 1       |

## TEAM GAME-BY-GAME STATISTICS

BATTING (ALL GAMES)

| DATE          | OPPONENT   | AB         | R          | H          | RBI        | 2B        | 3B       | HR        | TB         | BB        | IBB      | SB        | CS       | HBP       | SAC      | SF        | GDP      | K          | PO         | A          | E         | LOB        | AVG         |
|---------------|------------|------------|------------|------------|------------|-----------|----------|-----------|------------|-----------|----------|-----------|----------|-----------|----------|-----------|----------|------------|------------|------------|-----------|------------|-------------|
| 02/19/21      | at Clemson | 29         | 0          | 2          | 0          | 0         | 0        | 0         | 2          | 1         | 0        | 0         | 0        | 0         | 0        | 0         | 0        | 15         | 24         | 13         | 1         | 3          | .069        |
| 02/20/21      | at Clemson | 33         | 2          | 7          | 2          | 2         | 0        | 1         | 12         | 1         | 0        | 1         | 0        | 1         | 0        | 0         | 0        | 9          | 24         | 13         | 0         | 6          | .145        |
| 02/21/21      | at Clemson | 39         | 7          | 10         | 6          | 0         | 0        | 0         | 10         | 5         | 0        | 1         | 1        | 0         | 0        | 0         | 1        | 8          | 27         | 11         | 1         | 7          | .188        |
| 02/26/21      | at WKU     | 43         | 4          | 10         | 3          | 1         | 1        | 1         | 16         | 3         | 0        | 0         | 1        | 0         | 1        | 1         | 0        | 15         | 34         | 8          | 1         | 8          | .201        |
| 02/27/21      | at WKU     | 33         | 4          | 5          | 3          | 3         | 0        | 0         | 8          | 1         | 0        | 1         | 0        | 0         | 0        | 1         | 0        | 8          | 26         | 6          | 0         | 4          | .192        |
| 02/27/21      | at WKU     | 39         | 11         | 14         | 7          | 3         | 2        | 0         | 21         | 7         | 0        | 1         | 1        | 0         | 0        | 0         | 0        | 12         | 27         | 3          | 0         | 8          | .222        |
| 03/04/21      | at UNCW    | 39         | 10         | 13         | 10         | 3         | 0        | 3         | 25         | 3         | 0        | 2         | 0        | 1         | 0        | 0         | 1        | 6          | 24         | 4          | 2         | 6          | .239        |
| 03/05/21      | at UNCW    | 33         | 7          | 6          | 7          | 1         | 0        | 3         | 16         | 6         | 0        | 2         | 1        | 0         | 0        | 0         | 0        | 12         | 27         | 8          | 1         | 5          | .233        |
| 03/06/21      | at UNCW    | 37         | 5          | 10         | 5          | 2         | 0        | 1         | 15         | 1         | 0        | 1         | 0        | 0         | 0        | 1         | 0        | 12         | 27         | 10         | 2         | 7          | .237        |
| 03/07/21      | at UNCW    | 35         | 8          | 11         | 9          | 2         | 0        | 3         | 22         | 8         | 1        | 1         | 2        | 0         | 0        | 1         | 1        | 8          | 25         | 10         | 3         | 9          | .244        |
| 03/12/21      | WMU        | 30         | 5          | 11         | 4          | 2         | 0        | 1         | 16         | 3         | 0        | 2         | 1        | 0         | 1        | 1         | 1        | 5          | 27         | 10         | 0         | 6          | .254        |
| 03/13/21      | WMU        | 32         | 7          | 10         | 7          | 2         | 1        | 2         | 20         | 4         | 0        | 1         | 1        | 2         | 0        | 2         | 0        | 5          | 27         | 13         | 0         | 9          | .258        |
| 03/14/21      | WMU        | 27         | 5          | 6          | 5          | 0         | 1        | 0         | 8          | 5         | 0        | 4         | 0        | 1         | 1        | 1         | 0        | 6          | 27         | 5          | 2         | 6          | .256        |
| 03/19/21      | XAVIER     | 29         | 1          | 3          | 1          | 0         | 0        | 1         | 6          | 1         | 0        | 0         | 0        | 0         | 1        | 0         | 0        | 10         | 27         | 11         | 1         | 3          | .247        |
| 03/20/21      | at Xavier  | 46         | 22         | 20         | 21         | 1         | 0        | 5         | 36         | 11        | 0        | 0         | 0        | 1         | 0        | 1         | 0        | 6          | 27         | 8          | 1         | 10         | .263        |
| 03/21/21      | at Xavier  | 35         | 8          | 8          | 5          | 2         | 0        | 1         | 13         | 11        | 0        | 5         | 0        | 2         | 1        | 0         | 0        | 11         | 24         | 12         | 3         | 14         | .261        |
| 03/22/21      | XAVIER     | 33         | 7          | 9          | 6          | 2         | 1        | 1         | 16         | 4         | 1        | 2         | 0        | 2         | 0        | 1         | 0        | 7          | 27         | 13         | 0         | 9          | .262        |
| <b>TOTALS</b> |            | <b>592</b> | <b>113</b> | <b>155</b> | <b>101</b> | <b>26</b> | <b>6</b> | <b>23</b> | <b>262</b> | <b>75</b> | <b>2</b> | <b>24</b> | <b>8</b> | <b>10</b> | <b>5</b> | <b>10</b> | <b>4</b> | <b>155</b> | <b>451</b> | <b>158</b> | <b>18</b> | <b>120</b> | <b>.262</b> |

PITCHING (ALL GAMES)

| DATE          | OPPONENT   | IP           | H          | R         | ER        | BB        | SO         | 2B        | 3B       | HR        | WP        | BK       | HBP       | DP        | IBB      | SCORE         | W        | L        | SV       | ERA         |
|---------------|------------|--------------|------------|-----------|-----------|-----------|------------|-----------|----------|-----------|-----------|----------|-----------|-----------|----------|---------------|----------|----------|----------|-------------|
| 02/19/21      | at Clemson | 8.0          | 10         | 5         | 5         | 6         | 6          | 2         | 0        | 1         | 1         | 0        | 2         | 2         | 0        | 0-5           | 0        | 1        | 0        | 5.62        |
| 02/20/21      | at Clemson | 8.0          | 6          | 5         | 5         | 6         | 2          | 1         | 0        | 0         | 0         | 0        | 0         | 2         | 0        | 2-5           | 0        | 2        | 0        | 5.62        |
| 02/21/21      | at Clemson | 9.0          | 11         | 8         | 8         | 1         | 7          | 1         | 0        | 3         | 1         | 0        | 2         | 1         | 0        | 7-8           | 0        | 3        | 0        | 6.48        |
| 02/26/21      | at WKU     | 11.1         | 5          | 5         | 4         | 11        | 14         | 1         | 0        | 0         | 1         | 0        | 5         | 1         | 2        | 4-5           | 0        | 4        | 0        | 5.45        |
| 02/27/21      | at WKU     | 8.2          | 7          | 5         | 5         | 6         | 7          | 2         | 0        | 1         | 1         | 0        | 1         | 0         | 1        | 4-5           | 0        | 5        | 0        | 5.40        |
| 02/27/21      | at WKU     | 9.0          | 8          | 3         | 3         | 4         | 15         | 4         | 0        | 1         | 1         | 0        | 3         | 2         | 0        | 11-3          | 1        | 5        | 0        | 5.00        |
| 03/04/21      | at UNCW    | 8.0          | 12         | 14        | 13        | 6         | 9          | 2         | 0        | 3         | 3         | 0        | 1         | 0         | 0        | 10-14         | 1        | 6        | 0        | 6.24        |
| 03/05/21      | at UNCW    | 9.0          | 7          | 4         | 3         | 2         | 9          | 1         | 0        | 1         | 0         | 0        | 0         | 1         | 0        | 7-4           | 2        | 6        | 1        | 5.83        |
| 03/06/21      | at UNCW    | 9.0          | 7          | 4         | 3         | 3         | 9          | 1         | 0        | 0         | 0         | 2        | 1         | 2         | 0        | 5-4           | 3        | 6        | 2        | 5.51        |
| 03/07/21      | at UNCW    | 8.1          | 6          | 9         | 6         | 9         | 11         | 1         | 0        | 2         | 0         | 0        | 2         | 3         | 1        | 8-9           | 3        | 7        | 2        | 5.60        |
| 03/12/21      | WMU        | 9.0          | 8          | 1         | 1         | 0         | 9          | 4         | 0        | 0         | 0         | 0        | 0         | 0         | 0        | 5-1           | 4        | 7        | 2        | 5.18        |
| 03/13/21      | WMU        | 9.0          | 5          | 5         | 5         | 8         | 8          | 1         | 1        | 1         | 0         | 0        | 3         | 1         | 0        | 7-5           | 5        | 7        | 3        | 5.16        |
| 03/14/21      | WMU        | 9.0          | 6          | 4         | 3         | 4         | 14         | 4         | 0        | 1         | 1         | 0        | 2         | 1         | 0        | 5-4           | 6        | 7        | 4        | 4.99        |
| 03/19/21      | XAVIER     | 9.0          | 7          | 2         | 1         | 3         | 5          | 0         | 0        | 1         | 0         | 0        | 1         | 2         | 0        | 1-2           | 6        | 8        | 4        | 4.71        |
| 03/20/21      | at Xavier  | 9.0          | 10         | 7         | 6         | 5         | 12         | 3         | 0        | 1         | 0         | 0        | 0         | 1         | 0        | 22-7          | 7        | 8        | 4        | 4.79        |
| 03/21/21      | at Xavier  | 8.0          | 12         | 16        | 11        | 8         | 8          | 2         | 0        | 4         | 3         | 0        | 2         | 0         | 1        | 8-16          | 7        | 9        | 4        | 5.22        |
| 03/22/21      | XAVIER     | 9.0          | 4          | 2         | 2         | 4         | 9          | 1         | 0        | 0         | 1         | 0        | 1         | 1         | 0        | 7-2           | 8        | 9        | 4        | 5.03        |
| <b>TOTALS</b> |            | <b>150.1</b> | <b>131</b> | <b>99</b> | <b>84</b> | <b>86</b> | <b>154</b> | <b>31</b> | <b>1</b> | <b>20</b> | <b>13</b> | <b>2</b> | <b>26</b> | <b>20</b> | <b>5</b> | <b>113-99</b> | <b>8</b> | <b>9</b> | <b>4</b> | <b>5.03</b> |

\* = Conference game

## 2021 STATISTICS

## TEAM GAME HIGHS

## BATTING

|                  |    |                       |
|------------------|----|-----------------------|
| At bats:         | 46 | at Xavier (03/20/21)  |
| Runs scored:     | 22 | at Xavier (03/20/21)  |
| Hits:            | 20 | at Xavier (03/20/21)  |
| RBI's:           | 21 | at Xavier (03/20/21)  |
| Doubles:         | 3  | at WKU (02/27/21)     |
|                  | 3  | at WKU (02/27/21)     |
|                  | 3  | at UNCW (03/04/21)    |
| Triples:         | 2  | at WKU (02/27/21)     |
| Home runs:       | 5  | at Xavier (03/20/21)  |
| Total bases:     | 36 | at Xavier (03/20/21)  |
| Walks:           | 11 | at Xavier (03/20/21)  |
|                  | 11 | at Xavier (03/21/21)  |
| Strikeouts:      | 15 | at Clemson (02/19/21) |
|                  | 15 | at WKU (02/26/21)     |
| Sac hits:        | 1  | (5 games )            |
| Sac flies:       | 2  | vs WMU (03/13/21)     |
| Stolen bases:    | 5  | at Xavier (03/21/21)  |
| Hit by pitch:    | 2  | vs WMU (03/13/21)     |
|                  | 2  | at Xavier (03/21/21)  |
|                  | 2  | vs Xavier (03/22/21)  |
| Caught stealing: | 2  | at UNCW (03/07/21)    |
| Runners LOB:     | 14 | at Xavier (03/21/21)  |
| Hit into DP:     | 1  | (6 games )            |

## FIELDING

|               |    |                      |
|---------------|----|----------------------|
| Putouts:      | 34 | at WKU (02/26/21)    |
| Assists:      | 13 | (4 games )           |
| Errors:       | 3  | at UNCW (03/07/21)   |
|               | 3  | at Xavier (03/21/21) |
| Passed balls: | 1  | (5 games )           |
| DPs turned:   | 3  | at UNCW (03/07/21)   |

## PITCHING

|                  |      |                      |
|------------------|------|----------------------|
| Innings pitched: | 11.1 | at WKU (02/26/21)    |
| Runs allowed:    | 16   | at Xavier (03/21/21) |
| Earned runs:     | 13   | at UNCW (03/04/21)   |
| Walks allowed:   | 11   | at WKU (02/26/21)    |
| Strikeouts:      | 15   | at WKU (02/27/21)    |
| Hits allowed:    | 12   | at UNCW (03/04/21)   |
|                  | 12   | at Xavier (03/21/21) |
| Doubles allowed: | 4    | at WKU (02/27/21)    |
|                  | 4    | vs WMU (03/12/21)    |
|                  | 4    | vs WMU (03/14/21)    |
| Triples allowed: | 1    | vs WMU (03/13/21)    |
| Homers allowed:  | 4    | at Xavier (03/21/21) |
| Wild pitches:    | 3    | at UNCW (03/04/21)   |
|                  | 3    | at Xavier (03/21/21) |
| Hit batters:     | 5    | at WKU (02/26/21)    |

## INDIVIDUAL GAME HIGHS

## BATTING

|                  |    |                                       |
|------------------|----|---------------------------------------|
| At bats:         | 6  | (5 games )                            |
| Runs scored:     | 4  | HOLEN, Tanner at Xavier (03/20/21)    |
|                  | 4  | HARTING, Cole at Xavier (03/20/21)    |
| Hits:            | 6  | HARTING, Cole at Xavier (03/20/21)    |
| RBI's:           | 7  | KOMISTEK, Paul at Xavier (03/20/21)   |
| Doubles:         | 2  | SANTIAGO, Eric at WKU (02/27/21)      |
|                  | 2  | HANSEN, Jake vs Xavier (03/22/21)     |
| Triples:         | 1  | (6 games )                            |
| Home runs:       | 2  | POWELL, Joe at UNCW (03/04/21)        |
|                  | 2  | HARTING, Cole at Xavier (03/20/21)    |
| Total bases:     | 13 | HARTING, Cole at Xavier (03/20/21)    |
| Walks:           | 3  | NICHOLSON, Ryan at UNCW (03/07/21)    |
| Strikeouts:      | 4  | MURRAY, Jake at UNCW (03/06/21)       |
|                  | 4  | MURRAY, Jake vs Xavier (03/19/21)     |
| Sac hits:        | 1  | (5 games )                            |
| Sac flies:       | 2  | NICHOLSON, Ryan vs WMU (03/13/21)     |
| Stolen bases:    | 2  | SANTIAGO, Eric vs WMU (03/12/21)      |
|                  | 2  | HARTING, Cole vs WMU (03/14/21)       |
|                  | 2  | MERCER, Jace at Xavier (03/21/21)     |
| Hit by pitch:    | 1  | (10 games )                           |
| Caught stealing: | 1  | (8 games )                            |
| Runners LOB:     | 6  | MERRITT, Griffin at Xavier (03/21/21) |

## FIELDING

|               |    |                                    |
|---------------|----|------------------------------------|
| Putouts:      | 16 | SCHELER, Cam at WKU (02/27/21)     |
| Assists:      | 5  | MERCER, Jace vs Xavier (03/22/21)  |
| Errors:       | 2  | POWELL, Joe at UNCW (03/04/21)     |
|               | 2  | NICHOLSON, Ryan at UNCW (03/07/21) |
|               | 2  | BELLINI, Joey at Xavier (03/21/21) |
| Passed balls: | 1  | (5 games )                         |

## PITCHING

|                  |     |   |
|------------------|-----|---|
| Innings pitched: | 7.0 | SHAWVER, Evan vs WMU (03/12/21)         |
| Runs allowed:    | 8   | BATCHO, Drake at UNCW (03/04/21)        |
| Earned runs:     | 7   | BATCHO, Drake at UNCW (03/04/21)        |
| Walks allowed:   | 6   | MCCARTHY, Dean vs WMU (03/13/21)        |
| Strikeouts:      | 11  | SCHOENLE, Garrett at UNCW (03/07/21)    |
| Hits allowed:    | 7   | MCCARTHY, Dean at WKU (02/27/21)        |
|                  | 7   | SCHOENLE, Garrett at WKU (02/27/21)     |
|                  | 7   | BERGMANN, Max at UNCW (03/04/21)        |
| Doubles allowed: | 3   | SCHOENLE, Garrett at WKU (02/27/21)     |
|                  | 3   | SHAWVER, Evan vs WMU (03/12/21)         |
| Triples allowed: | 1   | BRADBURY, Aiden vs WMU (03/13/21)       |
| Homers allowed:  | 3   | SCHOENLE, Garrett at Clemson (02/21/21) |
| Wild pitches:    | 2   | BERGMANN, Max at UNCW (03/04/21)        |
|                  | 2   | KEATHLEY, Beau at Xavier (03/21/21)     |
| Hit batters:     | 2   | SCHOENLE, Garrett at Clemson (02/21/21) |
|                  | 2   | MOORE, Nathan at WKU (02/26/21)         |
|                  | 2   | GUZMAN, Jose at WKU (02/27/21)          |

## WIN-LOSS SUMMARY

|                           |     |
|---------------------------|-----|
| Total.....                | 8-9 |
| Conference.....           | 0-0 |
| Non-Conf.....             | 8-9 |
| Home.....                 | 4-1 |
| Away.....                 | 4-8 |
| Neutral.....              | 0-0 |
| Day.....                  | 8-9 |
| Night.....                | 0-0 |
| vs Left.....              | 1-2 |
| vs Right.....             | 7-7 |
| 1-Run games.....          | 2-5 |
| 2-Run games.....          | 1-0 |
| 5+Run games.....          | 3-2 |
| Extra inns.....           | 0-2 |
| Shutouts.....             | 0-1 |
| Scoring 0-2 runs.....     | 0-3 |
| Scoring 3-5 runs.....     | 3-2 |
| Scoring 6-9 runs.....     | 3-3 |
| Scoring 10+ runs.....     | 2-1 |
| Opponent 0-2 runs.....    | 2-1 |
| Opponent 3-5 runs.....    | 5-4 |
| Opponent 6-9 runs.....    | 1-2 |
| Opponent 10+ runs.....    | 0-2 |
| Scored in 1st inning..... | 4-1 |
| Scores first.....         | 4-4 |
| Opp. scores first.....    | 4-5 |
| After 6 leading.....      | 7-3 |
| After 6 trailing.....     | 0-6 |
| After 6 tied.....         | 1-0 |
| After 7 leading.....      | 7-1 |
| After 7 trailing.....     | 0-7 |
| After 7 tied.....         | 1-1 |
| After 8 leading.....      | 7-0 |
| After 8 trailing.....     | 0-5 |
| After 8 tied.....         | 1-4 |
| Hit 0 home runs.....      | 2-3 |
| Hit 1 home run.....       | 3-4 |
| Hit 2+ home runs.....     | 3-2 |
| Opponent 0 home runs..... | 3-2 |
| Opponent 1 home run.....  | 5-3 |
| Opponent 2+ HRs.....      | 0-4 |
| Made 0 errors.....        | 4-2 |
| Made 1 error.....         | 2-4 |
| Made 2+ errors.....       | 2-3 |
| Opp. made 0 errors.....   | 0-4 |
| Opp. made 1 error.....    | 5-3 |
| Opp. made 2+ errors.....  | 3-2 |
| Out-hit opponent.....     | 6-4 |
| Out-hit by opponent.....  | 1-5 |
| Hits are tied.....        | 1-0 |



## 2021 CINCINNATI BASEBALL

## CAREER STATS - BATTING

| #2    | JOEY BELLINI |    |    |     |    |    |    |    | INF | 6-2 | 190 | R/R  | GR. | WINTER PARK, FLA. |    |     |      |    |    |    |     |    |     |    |      |
|-------|--------------|----|----|-----|----|----|----|----|-----|-----|-----|------|-----|-------------------|----|-----|------|----|----|----|-----|----|-----|----|------|
| YEAR  | AVG          | GP | GS | AB  | R  | H  | 2B | 3B | HR  | RBI | TB  | SLG% | BB  | HBP               | SO | GDP | OB%  | SF | SH | SB | ATT | PO | A   | E  | FLD% |
| 2019  | .289         | 55 | 53 | 218 | 34 | 63 | 15 | 0  | 2   | 27  | 84  | .385 | 20  | 8                 | 34 | 8   | .367 | 2  | 3  | 2  | 2   | 76 | 114 | 8  | .960 |
| 2020  | .429         | 8  | 8  | 28  | 3  | 12 | 4  | 0  | 0   | 8   | 16  | .571 | 5   | 2                 | 6  | 0   | .528 | 1  | 0  | 0  | 2   | 5  | 4   | 3  | .750 |
| 2021  | .296         | 17 | 17 | 71  | 9  | 21 | 2  | 1  | 0   | 10  | 25  | .352 | 8   | 0                 | 11 | 1   | .363 | 1  | 0  | 2  | 3   | 16 | 25  | 2  | .953 |
| TOTAL | .303         | 80 | 78 | 317 | 46 | 96 | 21 | 1  | 2   | 45  | 125 | .394 | 33  | 10                | 51 | 9   | .382 | 4  | 3  | 4  | 7   | 97 | 143 | 13 | .949 |

| #16   | DONDRAE BREMNER |    |    |     |    |    |    |    | INF |     | 6-2 |      | 195 |     | L/R |     | R-JR. |    | TORONTO, ONTARIO, CANADA |    |     |    |    |   |      |  |
|-------|-----------------|----|----|-----|----|----|----|----|-----|-----|-----|------|-----|-----|-----|-----|-------|----|--------------------------|----|-----|----|----|---|------|--|
| YEAR  | AVG             | GP | GS | AB  | R  | H  | 2B | 3B | HR  | RBI | TB  | SLG% | BB  | HBP | SO  | GDP | OB%   | SF | SH                       | SB | ATT | PO | A  | E | FLD% |  |
| 2018  | .167            | 30 | 24 | 84  | 17 | 14 | 4  | 0  | 0   | 6   | 18  | .214 | 16  | 1   | 36  | 0   | .301  | 2  | 1                        | 1  | 1   | 50 | 15 | 2 | .970 |  |
| 2019  | .244            | 14 | 13 | 45  | 4  | 11 | 3  | 3  | 1   | 6   | 23  | .511 | 1   | 1   | 14  | 0   | .277  | 0  | 0                        | 2  | 2   | 17 | 27 | 3 | .936 |  |
| 2020  | .158            | 9  | 5  | 19  | 6  | 3  | 1  | 1  | 1   | 3   | 9   | .474 | 3   | 3   | 9   | 0   | .360  | 0  | 0                        | 0  | 0   | 26 | 7  | 1 | .971 |  |
| 2021  | .000            | 1  | 0  | 1   | 0  | 0  | 0  | 0  | 0   | 0   | 0   | .000 | 0   | 0   | 1   | 0   | .000  | 0  | 0                        | 0  | 0   | 0  | 0  | 0 | .000 |  |
| TOTAL | .188            | 54 | 42 | 149 | 27 | 28 | 8  | 4  | 2   | 15  | 50  | .336 | 20  | 5   | 60  | 0   | .301  | 2  | 1                        | 3  | 3   | 93 | 49 | 6 | .959 |  |

| #29   | JAKE HANSEN |    |    |    |   |   |    |    | INF | 6-1 |    | 175  |    | L/R |    | SR. |      |    |    | WESTCHESTER, ILL. |     |    |    |   |      |  |
|-------|-------------|----|----|----|---|---|----|----|-----|-----|----|------|----|-----|----|-----|------|----|----|-------------------|-----|----|----|---|------|--|
| YEAR  | AVG         | GP | GS | AB | R | H | 2B | 3B | HR  | RBI | TB | SLG% | BB | HBP | SO | GDP | OB%  | SF | SH | SB                | ATT | PO | A  | E | FLD% |  |
| 2020  | .278        | 8  | 5  | 18 | 3 | 5 | 1  | 1  | 1   | 8   | 11 | .611 | 4  | 0   | 5  | 1   | .409 | 0  | 0  | 1                 | 1   | 6  | 8  | 1 | .933 |  |
| 2021  | .222        | 10 | 4  | 18 | 3 | 4 | 3  | 0  | 0   | 4   | 7  | .389 | 2  | 0   | 5  | 0   | .286 | 1  | 0  | 1                 | 2   | 11 | 9  | 1 | .952 |  |
| TOTAL | .250        | 18 | 9  | 36 | 6 | 9 | 4  | 1  | 1   | 12  | 18 | .500 | 6  | 0   | 10 | 1   | .349 | 1  | 0  | 2                 | 3   | 17 | 17 | 2 | .944 |  |

| #40   | COLE HARTING |    |    |    |    |    |    |    | OF |     | 5-11 |      | 205 |     | R/R |     | FR.  |    | WEST CHESTER, OHIO |    |     |    |   |   |      |
|-------|--------------|----|----|----|----|----|----|----|----|-----|------|------|-----|-----|-----|-----|------|----|--------------------|----|-----|----|---|---|------|
| YEAR  | AVG          | GP | GS | AB | R  | H  | 2B | 3B | HR | RBI | TB   | SLG% | BB  | HBP | SO  | GDP | OB%  | SF | SH                 | SB | ATT | PO | A | E | FLD% |
| 2021  | .367         | 15 | 13 | 49 | 13 | 18 | 3  | 0  | 5  | 14  | 36   | .735 | 5   | 0   | 16  | 0   | .426 | 0  | 1                  | 4  | 5   | 32 | 1 | 1 | .971 |
| TOTAL | .367         | 15 | 13 | 49 | 13 | 18 | 3  | 0  | 5  | 14  | 36   | .735 | 5   | 0   | 16  | 0   | .426 | 0  | 1                  | 4  | 5   | 32 | 1 | 1 | .971 |

| #38   | JOSH HEGEMANN |    |    |    |   |   |    |    | OF |     | 6-0 |      | 160 |     | L/L |     | FR.  |    | LIBERTY TOWNSHIP, OHIO |    |     |    |   |   |      |
|-------|---------------|----|----|----|---|---|----|----|----|-----|-----|------|-----|-----|-----|-----|------|----|------------------------|----|-----|----|---|---|------|
| YEAR  | AVG           | GP | GS | AB | R | H | 2B | 3B | HR | RBI | TB  | SLG% | BB  | HBP | SO  | GDP | OB%  | SF | SH                     | SB | ATT | PO | A | E | FLD% |
| 2021  | .000          | 5  | 0  | 1  | 1 | 0 | 0  | 0  | 0  | 0   | 0   | .000 | 0   | 0   | 0   | 0   | .000 | 0  | 0                      | 0  | 1   | 0  | 0 | 0 | .000 |
| TOTAL | .000          | 5  | 0  | 1  | 1 | 0 | 0  | 0  | 0  | 0   | 0   | .000 | 0   | 0   | 0   | 0   | .000 | 0  | 0                      | 0  | 1   | 0  | 0 | 0 | .000 |

| #26    | TANNER HOLEN |    |    |    |    |    |    |    | C  |     | 6-0 |      | 190 |     | R/R |     | GR.  |    | MANHATTAN, KAN. |    |     |    |   |   |       |
|--------|--------------|----|----|----|----|----|----|----|----|-----|-----|------|-----|-----|-----|-----|------|----|-----------------|----|-----|----|---|---|-------|
| YEAR   | AVG          | GP | GS | AB | R  | H  | 2B | 3B | HR | RBI | TB  | SLG% | BB  | HBP | SO  | GDP | OB%  | SF | SH              | SB | ATT | PO | A | E | FLD%  |
| 2019 * | .000         | 5  | 1  | 6  | 0  | 0  | 0  | 0  | 0  | 0   | 0   | .000 | 0   | 0   | 5   | 1   | .000 | 0  | 0               | 0  | 0   | 12 | 1 | 0 | 1.000 |
| 2020 * | .286         | 8  | 5  | 14 | 2  | 4  | 0  | 0  | 0  | 3   | 4   | .286 | 0   | 1   | 1   | 1   | .313 | 1  | 0               | 0  | 0   | 46 | 5 | 1 | .981  |
| 2021   | .345         | 9  | 7  | 29 | 9  | 10 | 1  | 1  | 2  | 8   | 19  | .655 | 2   | 2   | 3   | 1   | .424 | 0  | 0               | 0  | 0   | 47 | 3 | 1 | .980  |
| TOTAL  | .286         | 22 | 13 | 49 | 11 | 14 | 1  | 1  | 2  | 11  | 23  | .469 | 2   | 2   | 13  | 3   | .340 | 0  | 0               | 0  | 0   | 71 | 5 | 3 | .962  |

\* - SET WHILE PLAYING AT KENTUCKY

| #32   | PAUL KOMISTEK |    |    |    |    |    |    |    | OF |     | 6-2 |      | 200 |     | R/R |     | JR.  |    | KNOXVILLE, TENN. |    |     |    |   |   |       |  |
|-------|---------------|----|----|----|----|----|----|----|----|-----|-----|------|-----|-----|-----|-----|------|----|------------------|----|-----|----|---|---|-------|--|
| YEAR  | AVG           | GP | GS | AB | R  | H  | 2B | 3B | HR | RBI | TB  | SLG% | BB  | HBP | SO  | GDP | OB%  | SF | SH               | SB | ATT | PO | A | E | FLD%  |  |
| 2020  | .277          | 14 | 13 | 47 | 13 | 13 | 2  | 0  | 3  | 4   | 24  | .511 | 6   | 2   | 12  | 1   | .382 | 0  | 0                | 2  | 3   | 17 | 1 | 2 | .900  |  |
| 2021  | .348          | 9  | 8  | 23 | 5  | 8  | 0  | 0  | 2  | 9   | 14  | .609 | 7   | 1   | 11  | 0   | .500 | 1  | 0                | 0  | 0   | 11 | 2 | 0 | 1.000 |  |
| TOTAL | .300          | 23 | 21 | 70 | 18 | 21 | 2  | 0  | 5  | 13  | 38  | .543 | 13  | 3   | 23  | 1   | .425 | 1  | 0                | 2  | 3   | 28 | 3 | 2 | .939  |  |

| #24   | SEAN MCLAUGHLIN |    |    |    |   |   |    |    | INF | 6-1 |    | 220  |    | R/R |    | JR. |      | HENDERSONVILLE, TENN. |    |    |     |    |   |   |       |
|-------|-----------------|----|----|----|---|---|----|----|-----|-----|----|------|----|-----|----|-----|------|-----------------------|----|----|-----|----|---|---|-------|
| YEAR  | AVG             | GP | GS | AB | R | H | 2B | 3B | HR  | RBI | TB | SLG% | BB | HBP | SO | GDP | OB%  | SF                    | SH | SB | ATT | PO | A | E | FLD%  |
| 2019  | .053            | 10 | 3  | 19 | 2 | 1 | 1  | 0  | 0   | 2   | 2  | .105 | 1  | 0   | 9  | 0   | .100 | 0                     | 0  | 0  | 0   | 1  | 1 | 0 | 1.000 |
| TOTAL | .053            | 10 | 3  | 19 | 2 | 1 | 1  | 0  | 0   | 2   | 2  | .105 | 1  | 0   | 9  | 0   | .100 | 0                     | 0  | 0  | 0   | 1  | 1 | 0 | 1.000 |

| #3    | JACE MERCER |     |     |     |     |     |    |    | INF |     | 5-10 |      | 185 |     | B/R |     | GR.  |    | JOHNS CREEK, GA. |    |     |     |     |    |       |  |
|-------|-------------|-----|-----|-----|-----|-----|----|----|-----|-----|------|------|-----|-----|-----|-----|------|----|------------------|----|-----|-----|-----|----|-------|--|
| YEAR  | AVG         | GP  | GS  | AB  | R   | H   | 2B | 3B | HR  | RBI | TB   | SLG% | BB  | HBP | SO  | GDP | OB%  | SF | SH               | SB | ATT | PO  | A   | E  | FLD%  |  |
| 2017  | .273        | 52  | 46  | 176 | 28  | 48  | 8  | 2  | 1   | 29  | 63   | .358 | 13  | 8   | 23  | 1   | .345 | 3  | 5                | 10 | 12  | 43  | 36  | 1  | .988  |  |
| 2018  | .049        | 24  | 12  | 41  | 6   | 2   | 0  | 0  | 0   | 2   | 2    | .049 | 6   | 3   | 16  | 3   | .212 | 2  | 2                | 2  | 3   | 16  | 15  | 3  | .912  |  |
| 2019  | .285        | 56  | 56  | 214 | 43  | 61  | 13 | 1  | 3   | 26  | 85   | .397 | 34  | 10  | 57  | 1   | .407 | 0  | 2                | 20 | 28  | 105 | 118 | 6  | .974  |  |
| 2020  | .288        | 15  | 15  | 52  | 18  | 15  | 4  | 1  | 1   | 10  | 24   | .462 | 15  | 1   | 6   | 0   | .456 | 0  | 0                | 7  | 8   | 16  | 37  | 1  | .981  |  |
| 2021  | .267        | 16  | 16  | 60  | 12  | 16  | 1  | 0  | 4   | 10  | 29   | .483 | 9   | 2   | 18  | 1   | .380 | 0  | 2                | 4  | 5   | 29  | 39  | 0  | 1.000 |  |
| TOTAL | .262        | 163 | 145 | 543 | 107 | 142 | 26 | 4  | 9   | 77  | 203  | .374 | 77  | 24  | 120 | 6   | .374 | 5  | 11               | 43 | 56  | 209 | 245 | 11 | .976  |  |

| #8    | GRIFFIN MERRITT |    |    |     |    |    |    |    | INF |     | 6-2 |      | 205 |     | R/R |     | JR.  |    | CINCINNATI, OHIO |    |     |     |    |   |       |  |
|-------|-----------------|----|----|-----|----|----|----|----|-----|-----|-----|------|-----|-----|-----|-----|------|----|------------------|----|-----|-----|----|---|-------|--|
| YEAR  | AVG             | GP | GS | AB  | R  | H  | 2B | 3B | HR  | RBI | TB  | SLG% | BB  | HBP | SO  | GDP | OB%  | SF | SH               | SB | ATT | PO  | A  | E | FLD%  |  |
| 2019  | .210            | 37 | 26 | 100 | 11 | 21 | 3  | 0  | 2   | 12  | 30  | .300 | 9   | 2   | 33  | 2   | .278 | 4  | 1                | 1  | 1   | 186 | 11 | 0 | 1.000 |  |
| 2020  | .333            | 13 | 12 | 42  | 14 | 14 | 3  | 1  | 3   | 11  | 28  | .667 | 8   | 2   | 12  | 1   | .462 | 0  | 0                | 0  | 0   | 85  | 3  | 1 | .989  |  |
| 2021  | .286            | 15 | 15 | 56  | 15 | 16 | 5  | 2  | 0   | 8   | 25  | .446 | 7   | 3   | 13  | 1   | .388 | 1  | 0                | 1  | 1   | 39  | 1  | 1 | .976  |  |
| TOTAL | .258            | 65 | 53 | 198 | 40 | 51 | 11 | 3  | 5   | 31  | 83  | .419 | 24  | 7   | 58  | 4   | .350 | 5  | 1                | 2  | 2   | 310 | 15 | 2 | .994  |  |

| #21    | JAKE MURRAY |    |    |     |    |    |    |    | OF |     | 5-10 |      | 190 |     | L/R |     | GR.  |    | CINCINNATI, OHIO |    |     |     |   |   |      |  |
|--------|-------------|----|----|-----|----|----|----|----|----|-----|------|------|-----|-----|-----|-----|------|----|------------------|----|-----|-----|---|---|------|--|
| YEAR   | AVG         | GP | GS | AB  | R  | H  | 2B | 3B | HR | RBI | TB   | SLG% | BB  | HBP | SO  | GDP | OB%  | SF | SH               | SB | ATT | PO  | A | E | FLD% |  |
| 2019 * | .256        | 27 | 25 | 90  | 15 | 23 | 4  | 2  | 3  | 13  | 40   | .444 | 11  | 2   | 28  | 1   | .350 | 0  | 1                | 3  | 5   | 52  | 1 | 3 | .946 |  |
| 2020 * | .310        | 17 | 17 | 71  | 11 | 22 | 5  | 0  | 2  | 7   | 33   | .465 | 7   | 0   | 15  | 0   | .367 | 1  | 0                | 4  | 9   | 51  | 2 | 1 | .981 |  |
| 2021   | .217        | 16 | 15 | 60  | 10 | 13 | 0  | 2  | 2  | 6   | 23   | .383 | 5   | 0   | 23  | 0   | .277 | 0  | 2                | 4  | 5   | 33  | 2 | 1 | .972 |  |
| TOTAL  | .262        | 60 | 57 | 221 | 36 | 58 | 9  | 4  | 7  | 26  | 96   | .434 | 23  | 2   | 66  | 1   | .336 | 1  | 3                | 11 | 22  | 136 | 5 | 5 | .966 |  |

\* - SET WHILE PLAYING AT NORTHERN KENTUCKY

| #44   | RYAN NICHOLSON |    |    |    |    |    |    |    | INF |     | 6-3 |      | 215 |     | L/L |     | SO.  |    | LOUISVILLE, KY. |    |     |     |   |   |       |  |
|-------|----------------|----|----|----|----|----|----|----|-----|-----|-----|------|-----|-----|-----|-----|------|----|-----------------|----|-----|-----|---|---|-------|--|
| YEAR  | AVG            | GP | GS | AB | R  | H  | 2B | 3B | HR  | RBI | TB  | SLG% | BB  | HBP | SO  | GDP | OB%  | SF | SH              | SB | ATT | PO  | A | E | FLD%  |  |
| 2020  | .400           | 9  | 2  | 15 | 3  | 6  | 1  | 0  | 0   | 2   | 7   | .467 | 2   | 0   | 5   | 1   | .471 | 0  | 0               | 0  | 0   | 12  | 0 | 0 | 1.000 |  |
| 2021  | .137           | 16 | 14 | 51 | 8  | 7  | 0  | 0  | 2   | 7   | 13  | .255 | 8   | 0   | 13  | 0   | .238 | 4  | 0               | 0  | 0   | 109 | 8 | 2 | .983  |  |
| TOTAL | .197           | 25 | 16 | 66 | 11 | 13 | 1  | 0  | 2   | 9   | 20  | .303 | 10  | 0   | 18  | 1   | .288 | 4  | 0               | 0  | 0   | 121 | 8 | 2 | .985  |  |

| #15   | JOE POWELL |    |    |    |    |    |    |    |    |     | C  |      | 5-10 |     | 160 |     | R/R  |    | SO. |    | MASON, OHIO |     |    |   |      |  |  |  |
|-------|------------|----|----|----|----|----|----|----|----|-----|----|------|------|-----|-----|-----|------|----|-----|----|-------------|-----|----|---|------|--|--|--|
| YEAR  | AVG        | GP | GS | AB | R  | H  | 2B | 3B | HR | RBI | TB | SLG% | BB   | HBP | SO  | GDP | OB%  | SF | SH  | SB | ATT         | PO  | A  | E | FLD% |  |  |  |
| 2020  | .235       | 10 | 9  | 34 | 6  | 8  | 2  | 1  | 0  | 9   | 12 | .353 | 2    | 1   | 8   | 1   | .289 | 1  | 0   | 0  | 1           | 84  | 7  | 2 | .978 |  |  |  |
| 2021  | .161       | 11 | 10 | 31 | 6  | 5  | 0  | 0  | 3  | 5   | 14 | .452 | 7    | 0   | 13  | 0   | .308 | 1  | 0   | 1  | 1           | 80  | 7  | 2 | .978 |  |  |  |
| TOTAL | .200       | 21 | 19 | 65 | 12 | 13 | 2  | 1  | 3  | 14  | 26 | .400 | 9    | 1   | 21  | 1   | .299 | 2  | 0   | 1  | 2           | 164 | 14 | 4 | .978 |  |  |  |

| #10   | ERIC SANTIAGO |     |     |     |    |     |    |    | INF |     | 6-1 |      | 190 |     | R/R |     | GR.  |    |    |    | BETHLEHEM, PA. |     |     |    |      |  |
|-------|---------------|-----|-----|-----|----|-----|----|----|-----|-----|-----|------|-----|-----|-----|-----|------|----|----|----|----------------|-----|-----|----|------|--|
| YEAR  | AVG           | GP  | GS  | AB  | R  | H   | 2B | 3B | HR  | RBI | TB  | SLG% | BB  | HBP | SO  | GDP | OB%  | SF | SH | SB | ATT            | PO  | A   | E  | FLD% |  |
| 2017  | .234          | 50  | 46  | 167 | 26 | 39  | 5  | 2  | 1   | 28  | 51  | .305 | 15  | 3   | 30  | 4   | .308 | 0  | 7  | 5  | 6              | 90  | 79  | 3  | .983 |  |
| 2018  | .275          | 47  | 44  | 149 | 21 | 41  | 6  | 2  | 3   | 24  | 60  | .403 | 11  | 3   | 34  | 2   | .335 | 1  | 5  | 5  | 7              | 241 | 19  | 4  | .985 |  |
| 2019  | .256          | 61  | 60  | 227 | 31 | 58  | 14 | 2  | 0   | 24  | 76  | .335 | 27  | 3   | 47  | 4   | .337 | 4  | 2  | 11 | 12             | 81  | 90  | 1  | .994 |  |
| 2020  | .314          | 15  | 15  | 51  | 7  | 16  | 3  | 0  | 1   | 9   | 22  | .431 | 7   | 2   | 11  | 1   | .410 | 1  | 0  | 2  | 4              | 11  | 28  | 2  | .951 |  |
| 2021  | .203          | 17  | 16  | 69  | 11 | 14  | 5  | 0  | 2   | 4   | 25  | .362 | 4   | 1   | 13  | 0   | .257 | 0  | 0  | 4  | 5              | 11  | 37  | 5  | .906 |  |
| TOTAL | .253          | 190 | 181 | 663 | 96 | 168 | 33 | 6  | 7   | 89  | 234 | .353 | 64  | 12  | 135 | 11  | .328 | 6  | 14 | 27 | 34             | 434 | 253 | 15 | .979 |  |

| #5    | CAM SCHELER |    |    |    |   |   |    |    | C  |     | 6-1 |      | 205 |     | R/R |     | SO.  |    | LOUISVILLE, KY. |    |     |    |   |   |      |  |
|-------|-------------|----|----|----|---|---|----|----|----|-----|-----|------|-----|-----|-----|-----|------|----|-----------------|----|-----|----|---|---|------|--|
| YEAR  | AVG         | GP | GS | AB | R | H | 2B | 3B | HR | RBI | TB  | SLG% | BB  | HBP | SO  | GDP | OB%  | SF | SH              | SB | ATT | PO | A | E | FLD% |  |
| 2020  | .143        | 8  | 3  | 14 | 1 | 2 | 0  | 0  | 0  | 1   | 2   | .143 | 2   | 0   | 7   | 0   | .250 | 0  | 0               | 0  | 0   | 27 | 4 | 1 | .969 |  |
| 2021  | .167        | 4  | 2  | 6  | 2 | 1 | 1  | 0  | 0  | 0   | 2   | .333 | 4   | 0   | 5   | 0   | .500 | 0  | 0               | 0  | 0   | 25 | 1 | 1 | .963 |  |
| TOTAL | .150        | 12 | 5  | 20 | 3 | 3 | 1  | 0  | 0  | 1   | 4   | .200 | 6   | 0   | 12  | 0   | .346 | 0  | 0               | 0  | 0   | 52 | 5 | 2 | .966 |  |

| #14    | WYATT STAPP |     |     |     |    |     |    |    |    |     | INF |      | 6-1 |     | 205 |     | L/R  |    | SR. |    | KELLER, TEXAS |    |    |   |      |  |  |
|--------|-------------|-----|-----|-----|----|-----|----|----|----|-----|-----|------|-----|-----|-----|-----|------|----|-----|----|---------------|----|----|---|------|--|--|
| YEAR   | AVG         | GP  | GS  | AB  | R  | H   | 2B | 3B | HR | RBI | TB  | SLG% | BB  | HBP | SO  | GDP | OB%  | SF | SH  | SB | ATT           | PO | A  | E | FLD% |  |  |
| 2018 * | .256        | 30  | 27  | 86  | 9  | 22  | 5  | 0  | 0  | 11  | 27  | .314 | 18  | 1   | 23  | 2   | .390 | 0  | 2   | 0  | 1             | 17 | 42 | 2 | .967 |  |  |
| 2019   | .294        | 60  | 59  | 235 | 35 | 69  | 8  | 1  | 3  | 35  | 88  | .374 | 22  | 4   | 31  | 6   | .360 | 3  | 0   | 1  | 2             | 14 | 14 | 1 | .966 |  |  |
| 2020   | .283        | 13  | 13  | 46  | 8  | 13  | 2  | 0  | 0  | 11  | 15  | .326 | 6   | 2   | 8   | 3   | .382 | 1  | 0   | 2  | 2             | 0  | 0  | 0 | .000 |  |  |
| 2021   | .299        | 90  | 88  | 348 | 52 | 104 | 15 | 1  | 4  | 62  | 133 | .382 | 34  | 7   | 49  | 9   | .368 | 5  | 0   | 6  | 8             | 18 | 18 | 1 | .973 |  |  |
| TOTAL  | .290        | 120 | 115 | 434 | 61 | 126 | 20 | 1  | 4  | 73  | 160 | .369 | 52  | 8   | 72  | 11  | .373 | 5  | 2   | 6  | 9             | 35 | 60 | 3 | .969 |  |  |

## CAREER STATS - PITCHING

| #19   | DRAKE BATCHO |   |   |     |    |    |     |     | LHP |      | 6-4 |    | 215 |    | L/L |    | JR. |    | WARREN, OHIO |       |    |     |    |     |     |  |
|-------|--------------|---|---|-----|----|----|-----|-----|-----|------|-----|----|-----|----|-----|----|-----|----|--------------|-------|----|-----|----|-----|-----|--|
| YEAR  | ERA          | W | L | APP | GS | CG | SHO | CBO | SV  | IP   | H   | R  | ER  | BB | SO  | 2B | 3B  | HR | BF           | B/AVG | WP | HBP | BK | SFA | SHA |  |
| 2019  | 9.27         | 2 | 4 | 14  | 6  | 0  | 0   | 0   | 0   | 33.0 | 40  | 38 | 34  | 39 | 29  | 11 | 3   | 5  | 177          | .305  | 9  | 6   | 1  | 1   | 0   |  |
| 2020  | 2.16         | 1 | 1 | 4   | 4  | 0  | 0   | 0   | 0   | 16.2 | 9   | 7  | 4   | 16 | 24  | 1  | 0   | 1  | 76           | .153  | 7  | 0   | 0  | 0   | 1   |  |
| 2021  | 9.00         | 0 | 2 | 5   | 2  | 0  | 0   | 0   | 0   | 9.0  | 6   | 10 | 9   | 12 | 10  | 2  | 0   | 1  | 46           | .188  | 3  | 2   | 0  | 0   | 0   |  |
| TOTAL | 7.21         | 3 | 7 | 23  | 12 | 0  | 0   | 0   | 0   | 58.2 | 55  | 55 | 47  | 67 | 63  | 14 | 3   | 7  | 299          | .248  | 19 | 8   | 1  | 1   | 1   |  |

| #18   | MAX BERGMANN |   |   |     |    |    |     |     | RHP |      | 6-3 |   | 195 |    | R/R |    | FR. |    | GEORGETOWN, IND. |       |    |     |    |     |     |  |
|-------|--------------|---|---|-----|----|----|-----|-----|-----|------|-----|---|-----|----|-----|----|-----|----|------------------|-------|----|-----|----|-----|-----|--|
| YEAR  | ERA          | W | L | APP | GS | CG | SHO | CBO | SV  | IP   | H   | R | ER  | BB | SO  | 2B | 3B  | HR | BF               | B/AVG | WP | HBP | BK | SFA | SHA |  |
| 2021  | 6.94         | 0 | 0 | 7   | 0  | 0  | 0   | 0   | 1   | 11.2 | 12  | 9 | 9   | 7  | 7   | 2  | 0   | 2  | 53               | .273  | 2  | 1   | 0  | 1   | 0   |  |
| TOTAL | 6.94         | 0 | 0 | 7   | 0  | 0  | 0   | 0   | 1   | 11.2 | 12  | 9 | 9   | 7  | 7   | 2  | 0   | 2  | 53               | .273  | 2  | 1   | 0  | 1   | 0   |  |

| #41   | AIDEN BRADBURY |   |   |     |    |    |     |     | RHP |     | 6-4 |   | 195 |    | R/R |    | FR. |    | CARMEL, IND. |       |    |     |    |     |     |  |
|-------|----------------|---|---|-----|----|----|-----|-----|-----|-----|-----|---|-----|----|-----|----|-----|----|--------------|-------|----|-----|----|-----|-----|--|
| YEAR  | ERA            | W | L | APP | GS | CG | SHO | CBO | SV  | IP  | H   | R | ER  | BB | SO  | 2B | 3B  | HR | BF           | B/AVG | WP | HBP | BK | SFA | SHA |  |
| 2021  | 0.00           | 2 | 0 | 5   | 0  | 0  | 0   | 0   | 0   | 8.0 | 4   | 0 | 0   | 0  | 8   | 1  | 1   | 0  | 29           | .148  | 0  | 1   | 0  | 0   | 1   |  |
| TOTAL | 0.00           | 2 | 0 | 5   | 0  | 0  | 0   | 0   | 0   | 8.0 | 4   | 0 | 0   | 0  | 8   | 1  | 1   | 0  | 29           | .148  | 0  | 1   | 0  | 0   | 1   |  |

| #33   | WYATT GEESAMAN |   |   |     |    |    |     |     |    |     | RHP |   | 6-5 |    | 210 |    | R/R |    | SO. |       | REDKEY, IND. |     |    |     |     |  |
|-------|----------------|---|---|-----|----|----|-----|-----|----|-----|-----|---|-----|----|-----|----|-----|----|-----|-------|--------------|-----|----|-----|-----|--|
| YEAR  | ERA            | W | L | APP | GS | CG | SHO | CBO | SV | IP  | H   | R | ER  | BB | SO  | 2B | 3B  | HR | BF  | B/AVG | WP           | HBP | BK | SFA | SHA |  |
| 2020  | 27.00          | 0 | 0 | 2   | 0  | 0  | 0   | 0   | 0  | 1.0 | 3   | 3 | 3   | 2  | 1   | 2  | 0   | 0  | 9   | .600  | 0            | 1   | 0  | 1   | 0   |  |
| TOTAL | 27.00          | 0 | 0 | 2   | 0  | 0  | 0   | 0   | 0  | 1.0 | 3   | 3 | 3   | 2  | 1   | 2  | 0   | 0  | 9   | .600  | 0            | 1   | 0  | 1   | 0   |  |

| #13   | JOSE GUZMAN |   |   |     |    |    |     |     |    |     | RHP |   | 6-4 |    | 205 |    | R/R |    | FR. |       | INDIANAPOLIS, IND. |     |    |     |     |  |
|-------|-------------|---|---|-----|----|----|-----|-----|----|-----|-----|---|-----|----|-----|----|-----|----|-----|-------|--------------------|-----|----|-----|-----|--|
| YEAR  | ERA         | W | L | APP | GS | CG | SHO | CBO | SV | IP  | H   | R | ER  | BB | SO  | 2B | 3B  | HR | BF  | B/AVG | WP                 | HBP | BK | SFA | SHA |  |
| 2021  | 0.00        | 0 | 0 | 1   | 0  | 0  | 0   | 0   | 0  | 2.0 | 0   | 0 | 0   | 2  | 4   | 0  | 0   | 0  | 9   | .000  | 1                  | 2   | 0  | 0   | 0   |  |
| TOTAL | 0.00        | 0 | 0 | 1   | 0  | 0  | 0   | 0   | 0  | 2.0 | 0   | 0 | 0   | 2  | 4   | 0  | 0   | 0  | 9   | .000  | 1                  | 2   | 0  | 0   | 0   |  |

| #39    | BEAU KEATHLEY |   |    |     |    |    |     |     | RHP |       | 6-1 |    | 165 |    | R/R |    | JR. |    | TAYLOR, MICH. |       |    |     |    |     |     |  |
|--------|---------------|---|----|-----|----|----|-----|-----|-----|-------|-----|----|-----|----|-----|----|-----|----|---------------|-------|----|-----|----|-----|-----|--|
| YEAR   | ERA           | W | L  | APP | GS | CG | SHO | CBO | SV  | IP    | H   | R  | ER  | BB | SO  | 2B | 3B  | HR | BF            | B/AVG | WP | HBP | BK | SFA | SHA |  |
| 2018 * | 7.99          | 1 | 3  | 14  | 4  | 0  | 0   | 0   | 2   | 23.2  | 26  | 24 | 21  | 19 | 20  | 5  | 1   | 1  | 127           | .274  | 8  | 12  | 0  | 0   | 1   |  |
| 2019 * | 3.77          | 3 | 7  | 14  | 12 | 1  | 1   | 0   | 0   | 71.2  | 47  | 38 | 30  | 42 | 83  | 7  | 1   | 4  | 320           | .189  | 3  | 22  | 6  | 0   | 6   |  |
| 2020 * | 8.68          | 0 | 2  | 4   | 4  | 0  | 0   | 0   | 0   | 18.2  | 25  | 19 | 18  | 12 | 23  | 5  | 1   | 2  | 96            | .321  | 1  | 6   | 0  | 0   | 0   |  |
| 2021   | 4.76          | 0 | 0  | 7   | 0  | 0  | 0   | 0   | 1   | 5.2   | 5   | 5  | 3   | 6  | 5   | 0  | 0   | 1  | 28            | .238  | 2  | 1   | 0  | 0   | 0   |  |
| TOTAL  | 5.42          | 4 | 12 | 39  | 20 | 1  | 0   | 0   | 3   | 119.2 | 103 | 86 | 72  | 79 | 130 | 17 | 3   | 8  | 571           | .233  | 14 | 41  | 6  | 0   | 7   |  |

\* - SET WHILE PLAYING AT OAKLAND UNIVERSITY

| #0    | EVAN KEMP |   |   |     |    |    |     |     | LHP |     | 6-4 |   | 195 |    | L/L |    | SO. |    | MASON, OHIO |       |    |     |    |     |     |
|-------|-----------|---|---|-----|----|----|-----|-----|-----|-----|-----|---|-----|----|-----|----|-----|----|-------------|-------|----|-----|----|-----|-----|
| YEAR  | ERA       | W | L | APP | GS | CG | SHO | CBO | SV  | IP  | H   | R | ER  | BB | SO  | 2B | 3B  | HR | BF          | B/AVG | WP | HBP | BK | SFA | SHA |
| 2020  | 4.50      | 0 | 0 | 5   | 0  | 0  | 0   | 0   | 0   | 6.0 | 4   | 3 | 3   | 3  | 9   | 1  | 0   | 2  | 27          | .200  | 0  | 4   | 0  | 0   | 0   |
| 2021  | 36.00     | 0 | 0 | 1   | 0  | 0  | 0   | 0   | 0   | 1.0 | 2   | 4 | 4   | 2  | 1   | 1  | 0   | 1  | 7           | .500  | 0  | 1   | 0  | 0   | 0   |
| TOTAL | 9.00      | 0 | 0 | 6   | 0  | 0  | 0   | 0   | 0   | 7.0 | 6   | 7 | 7   | 5  | 10  | 2  | 0   | 3  | 34          | .250  | 0  | 5   | 0  | 0   | 0   |

| #42   | CONNER LINN |   |   |     |    |    |     |     | LHP |     | 6-3 |   | 200 |    | L/L |    | FR. |    | KOKOMO, IND. |       |    |     |    |     |     |  |
|-------|-------------|---|---|-----|----|----|-----|-----|-----|-----|-----|---|-----|----|-----|----|-----|----|--------------|-------|----|-----|----|-----|-----|--|
| YEAR  | ERA         | W | L | APP | GS | CG | SHO | CBO | SV  | IP  | H   | R | ER  | BB | SO  | 2B | 3B  | HR | BF           | B/AVG | WP | HBP | BK | SFA | SHA |  |
| 2021  | 13.50       | 0 | 0 | 1   | 0  | 0  | 0   | 0   | 0   | 2.0 | 5   | 3 | 3   | 0  | 1   | 2  | 0   | 0  | 10           | .500  | 0  | 0   | 0  | 0   | 0   |  |
| TOTAL | 13.50       | 0 | 0 | 1   | 0  | 0  | 0   | 0   | 0   | 2.0 | 5   | 3 | 3   | 0  | 1   | 2  | 0   | 0  | 10           | .500  | 0  | 0   | 0  | 0   | 0   |  |

| #46    | DEAN MCCARTHY |   |   |     |    |    |     |     | LHP |       | 5-11 |    | 195 |    | L/L |    | GR. |    | WHITE PLAINS, N.Y. |       |    |     |    |     |     |  |
|--------|---------------|---|---|-----|----|----|-----|-----|-----|-------|------|----|-----|----|-----|----|-----|----|--------------------|-------|----|-----|----|-----|-----|--|
| YEAR   | ERA           | W | L | APP | GS | CG | SHO | CBO | SV  | IP    | H    | R  | ER  | BB | SO  | 2B | 3B  | HR | BF                 | B/AVG | WP | HBP | BK | SFA | SHA |  |
| 2017 * | 7.36          | 0 | 0 | 5   | 0  | 0  | 0   | 0   | 0   | 3.2   | 2    | 3  | 3   | 6  | 4   | 0  | 0   | 1  | 19                 | .154  | 0  | 0   | 0  | 0   | 0   |  |
| 2018 * | 6.59          | 1 | 1 | 13  | 1  | 0  | 0   | 0   | 0   | 13.2  | 13   | 10 | 10  | 16 | 13  | 1  | 0   | 0  | 70                 | .250  | 4  | 1   | 0  | 0   | 1   |  |
| 2019 * | 3.70          | 2 | 3 | 28  | 1  | 0  | 0   | 0   | 0   | 41.1  | 36   | 23 | 17  | 25 | 49  | 6  | 0   | 1  | 191                | .235  | 4  | 8   | 2  | 2   | 3   |  |
| 2020 * | 3.92          | 2 | 2 | 4   | 4  | 0  | 0   | 0   | 0   | 20.2  | 25   | 10 | 9   | 5  | 25  | 5  | 0   | 0  | 94                 | .291  | 2  | 1   | 1  | 1   | 1   |  |
| 2021   | 6.46          | 0 | 1 | 5   | 5  | 0  | 0   | 0   | 0   | 23.2  | 24   | 19 | 17  | 19 | 20  | 6  | 0   | 2  | 116                | .261  | 0  | 3   | 2  | 1   | 1   |  |
| TOTAL  | 4.89          | 5 | 7 | 50  | 11 | 0  | 0   | 0   | 0   | 103.0 | 100  | 65 | 56  | 71 | 111 | 18 | 0   | 4  | 490                | .253  | 10 | 13  | 5  | 4   | 6   |  |

\* - SET WHILE PLAYING AT ELON UNIVERSITY

| #35   | JACOB MEYER |   |   |     |    |    |     |     |    |     | RHP |   | 6-0 |    | 175 |    | R/R |    | SR. |       | SPENCERVILLE, OHIO |     |    |     |     |  |
|-------|-------------|---|---|-----|----|----|-----|-----|----|-----|-----|---|-----|----|-----|----|-----|----|-----|-------|--------------------|-----|----|-----|-----|--|
| YEAR  | ERA         | W | L | APP | GS | CG | SHO | CBO | SV | IP  | H   | R | ER  | BB | SO  | 2B | 3B  | HR | BF  | B/AVG | WP                 | HBP | BK | SFA | SHA |  |
| 2020  | 27.00       | 0 | 1 | 3   | 0  | 0  | 0   | 0   | 0  | 2.1 | 4   | 7 | 7   | 5  | 3   | 0  | 1   | 0  | 18  | .364  | 1                  | 2   | 0  | 0   | 0   |  |
| TOTAL | 27.00       | 0 | 1 | 3   | 0  | 0  | 0   | 0   | 0  | 2.1 | 4   | 7 | 7   | 5  | 3   | 0  | 1   | 0  | 18  | .364  | 1                  | 2   | 0  | 0   | 0   |  |

| #31   | NATHAN MOORE |   |   |     |    |    |     |     | RHP |      | 6-1 |    | 205 |    | R/R |    | GR. |    | COLUMBUS, OHIO |       |    |     |    |     |     |  |
|-------|--------------|---|---|-----|----|----|-----|-----|-----|------|-----|----|-----|----|-----|----|-----|----|----------------|-------|----|-----|----|-----|-----|--|
| YEAR  | ERA          | W | L | APP | GS | CG | SHO | CBO | SV  | IP   | H   | R  | ER  | BB | SO  | 2B | 3B  | HR | BF             | B/AVG | WP | HBP | BK | SFA | SHA |  |
| 2018  | 99.00        | 0 | 0 | 1   | 0  | 0  | 0   | 0   | 0   | 0.0  | 1   | 4  | 4   | 2  | 0   | 0  | 0   | 0  | 4              | 1.000 | 1  | 1   | 0  | 0   | 0   |  |
| 2019  | 3.76         | 4 | 0 | 26  | 0  | 0  | 0   | 0   | 1   | 40.2 | 33  | 18 | 17  | 26 | 38  | 7  | 3   | 1  | 187            | .229  | 6  | 9   | 0  | 7   | 1   |  |
| 2020  | 7.56         | 1 | 2 | 5   | 0  | 0  | 0   | 0   | 0   | 8.1  | 9   | 8  | 7   | 5  | 9   | 1  | 0   | 1  | 43             | .273  | 5  | 3   | 0  | 0   | 2   |  |
| 2021  | 10.80        | 1 | 2 | 7   | 0  | 0  | 0   | 0   | 0   | 6.2  | 6   | 8  | 8   | 5  | 8   | 0  | 0   | 2  | 33             | .240  | 0  | 3   | 0  | 0   | 0   |  |
| TOTAL | 5.82         | 6 | 4 | 39  | 0  | 0  | 0   | 0   | 1   | 55.2 | 49  | 38 | 36  | 38 | 55  | 8  | 3   | 4  | 267            | .241  | 12 | 16  | 0  | 7   | 3   |  |

| #20   | JACKSON MURPHY |   |   |     |    |    |     |     | RHP |      | 6-2 |    | 205 |    | R/R |    | JR. |    | CINCINNATI, OHIO |       |    |     |    |     |     |  |
|-------|----------------|---|---|-----|----|----|-----|-----|-----|------|-----|----|-----|----|-----|----|-----|----|------------------|-------|----|-----|----|-----|-----|--|
| YEAR  | ERA            | W | L | APP | GS | CG | SHO | CBO | SV  | IP   | H   | R  | ER  | BB | SO  | 2B | 3B  | HR | BF               | B/AVG | WP | HBP | BK | SFA | SHA |  |
| 2019  | 2.53           | 0 | 0 | 5   | 0  | 0  | 0   | 0   | 0   | 10.2 | 8   | 4  | 3   | 6  | 5   | 3  | 0   | 0  | 43               | .216  | 2  | 0   | 0  | 0   | 0   |  |
| 2020  | 6.30           | 2 | 1 | 6   | 0  | 0  | 0   | 0   | 0   | 10.0 | 9   | 8  | 7   | 5  | 11  | 3  | 0   | 1  | 47               | .225  | 0  | 2   | 0  | 0   | 0   |  |
| 2021  | 1.29           | 0 | 1 | 6   | 0  | 0  | 0   | 0   | 0   | 7.0  | 7   | 8  | 1   | 7  | 6   | 2  | 0   | 0  | 37               | .250  | 1  | 2   | 0  | 0   | 0   |  |
| TOTAL | 3.58           | 2 | 2 | 17  | 0  | 0  | 0   | 0   | 0   | 27.2 | 24  | 20 | 11  | 18 | 22  | 8  | 0   | 1  | 127              | .229  | 3  | 4   | 0  | 0   | 0   |  |

| #11   | GARRETT SCHOENLE |   |   |     |    |    |     |     | LHP |      | 6-5 |    | 185 |    | L/L |    | SR. |    | FORT WAYNE, IND. |       |    |     |    |     |     |  |
|-------|------------------|---|---|-----|----|----|-----|-----|-----|------|-----|----|-----|----|-----|----|-----|----|------------------|-------|----|-----|----|-----|-----|--|
| YEAR  | ERA              | W | L | APP | GS | CG | SHO | CBO | SV  | IP   | H   | R  | ER  | BB | SO  | 2B | 3B  | HR | BF               | B/AVG | WP | HBP | BK | SFA | SHA |  |
| 2018  | 3.00             | 1 | 0 | 4   | 1  | 0  | 0   | 0   | 2   | 9.0  | 1   | 3  | 3   | 9  | 13  | 0  | 0   | 1  | 36               | .040  | 0  | 1   | 0  | 0   | 1   |  |
| 2019  | 5.95             | 4 | 1 | 14  | 12 | 0  | 0   | 0   | 0   | 56.0 | 47  | 39 | 37  | 55 | 62  | 4  | 1   | 4  | 267              | .234  | 6  | 7   | 1  | 1   | 3   |  |
| 2020  | 8.76             | 0 | 1 | 4   | 2  | 0  | 0   | 0   | 0   | 12.1 | 12  | 12 | 12  | 10 | 10  | 1  | 0   | 2  | 59               | .245  | 2  | 0   | 0  | 0   | 0   |  |
| 2021  | 7.25             | 1 | 0 | 5   | 5  | 0  | 0   | 0   | 0   | 22.1 | 25  | 19 | 18  | 7  | 34  | 7  | 0   | 7  | 103              | .281  | 1  | 6   | 0  | 0   | 1   |  |
| TOTAL | 6.32             | 6 | 2 | 27  | 20 | 0  | 0   | 0   | 2   | 99.2 | 85  | 73 | 70  | 81 | 119 | 12 | 1   | 14 | 465              | .234  | 9  | 14  | 1  | 1   | 5   |  |

| #43   | ZACH SEGAL |   |   |     |    |    |     |     | RHP |      | 6-0 |    | 170 |    | R/R |    | SO. |    | LOVELAND, OHIO |       |    |     |    |     |     |  |
|-------|------------|---|---|-----|----|----|-----|-----|-----|------|-----|----|-----|----|-----|----|-----|----|----------------|-------|----|-----|----|-----|-----|--|
| YEAR  | ERA        | W | L | APP | GS | CG | SHO | CBO | SV  | IP   | H   | R  | ER  | BB | SO  | 2B | 3B  | HR | BF             | B/AVG | WP | HBP | BK | SFA | SHA |  |
| 2020  | 5.40       | 0 | 0 | 5   | 0  | 0  | 0   | 0   | 0   | 8.1  | 10  | 7  | 5   | 5  | 6   | 3  | 0   | 0  | 40             | .323  | 0  | 2   | 0  | 1   | 1   |  |
| 2021  | 2.45       | 1 | 2 | 8   | 0  | 0  | 0   | 0   | 2   | 14.2 | 10  | 4  | 4   | 4  | 11  | 2  | 0   | 1  | 58             | .204  | 1  | 1   | 0  | 0   | 4   |  |
| TOTAL | 3.52       | 1 | 2 | 13  | 0  | 0  | 0   | 0   | 2   | 23.0 | 20  | 11 | 9   | 9  | 17  | 5  | 0   | 1  | 98             | .250  | 1  | 3   | 0  | 1   | 5   |  |

| #6    | EVAN SHAWVER |   |   |     |    |    |     |     | LHP |       | 6-0 |    | 175 |    | R/L |    | JR. |    | AMHERST, OHIO |       |    |     |    |     |     |  |
|-------|--------------|---|---|-----|----|----|-----|-----|-----|-------|-----|----|-----|----|-----|----|-----|----|---------------|-------|----|-----|----|-----|-----|--|
| YEAR  | ERA          | W | L | APP | GS | CG | SHO | CBO | SV  | IP    | H   | R  | ER  | BB | SO  | 2B | 3B  | HR | BF            | B/AVG | WP | HBP | BK | SFA | SHA |  |
| 2019  | 7.15         | 3 | 8 | 17  | 10 | 0  | 0   | 0   | 0   | 61.2  | 55  | 53 | 49  | 48 | 69  | 15 | 0   | 8  | 290           | .234  | 6  | 4   | 2  | 0   | 3   |  |
| 2020  | 1.59         | 2 | 0 | 4   | 4  | 0  | 0   | 1   | 0   | 22.2  | 10  | 5  | 4   | 9  | 35  | 2  | 0   | 1  | 88            | .128  | 2  | 1   | 0  | 0   | 0   |  |
| 2021  | 1.24         | 2 | 1 | 5   | 5  | 0  | 0   | 0   | 0   | 29.0  | 22  | 6  | 4   | 10 | 30  | 5  | 0   | 2  | 114           | .216  | 2  | 2   | 0  | 0   | 0   |  |
| TOTAL | 4.53         | 7 | 9 | 26  | 19 | 0  | 0   | 1   | 0   | 113.1 | 87  | 64 | 57  | 67 | 134 | 22 | 0   | 11 | 492           | .210  | 10 | 7   | 2  | 0   | 3   |  |

| #77   | ALEX SHEA |   |   |     |    |    |     |     | LHP |     | 6-4 |   | 185 |    | L/L |    | SO. |    | UNION, KY. |       |    |     |    |     |     |  |
|-------|-----------|---|---|-----|----|----|-----|-----|-----|-----|-----|---|-----|----|-----|----|-----|----|------------|-------|----|-----|----|-----|-----|--|
| YEAR  | ERA       | W | L | APP | GS | CG | SHO | CBO | SV  | IP  | H   | R | ER  | BB | SO  | 2B | 3B  | HR | BF         | B/AVG | WP | HBP | BK | SFA | SHA |  |
| 2020  | 0.00      | 0 | 0 | 1   | 0  | 0  | 0   | 0   | 0   | 1.0 | 1   | 0 | 0   | 0  | 1   | 0  | 0   | 0  | 4          | .250  | 0  | 0   | 0  | 0   | 0   |  |
| TOTAL | 0.00      | 0 | 0 | 1   | 0  | 0  | 0   | 0   | 0   | 1.0 | 1   | 0 | 0   | 0  | 1   | 0  | 0   | 0  | 4          | .250  | 0  | 0   | 0  | 0   | 0   |  |

| #23   | BEN VORE |   |   |     |    |    |     |     |    |     | RHP |    | 6-3 |    | 210 |    | R/R |    | SO. |       | LEXINGTON, OHIO |     |    |     |     |  |  |  |
|-------|----------|---|---|-----|----|----|-----|-----|----|-----|-----|----|-----|----|-----|----|-----|----|-----|-------|-----------------|-----|----|-----|-----|--|--|--|
| YEAR  | ERA      | W | L | APP | GS | CG | SHO | CBO | SV | IP  | H   | R  | ER  | BB | SO  | 2B | 3B  | HR | BF  | B/AVG | WP              | HBP | BK | SFA | SHA |  |  |  |
| 2020  | 19.50    | 0 | 1 | 4   | 1  | 0  | 0   | 0   | 0  | 6.0 | 14  | 13 | 13  | 5  | 4   | 2  | 0   | 1  | 38  | .467  | 0               | 3   | 0  | 0   | 0   |  |  |  |
| 2021  | 0.00     | 0 | 0 | 1   | 0  | 0  | 0   | 0   | 0  | 1.0 | 0   | 0  | 0   | 1  | 2   | 0  | 0   | 0  | 5   | .000  | 0               | 0   | 0  | 0   | 0   |  |  |  |
| TOTAL | 16.71    | 0 | 1 | 5   | 1  | 0  | 0   | 0   | 0  | 7.0 | 14  | 13 | 13  | 6  | 6   | 2  | 0   | 1  | 43  | .412  | 0               | 3   | 0  | 0   | 0   |  |  |  |

| #25   | JALEN WADE |   |   |     |    |    |     |     | RHP |      | 6-4 |    | 215 |    | R/R |    | R-JR. |    | WEST CHESTER, PA. |       |    |     |    |     |     |  |
|-------|------------|---|---|-----|----|----|-----|-----|-----|------|-----|----|-----|----|-----|----|-------|----|-------------------|-------|----|-----|----|-----|-----|--|
| YEAR  | ERA        | W | L | APP | GS | CG | SHO | CBO | SV  | IP   | H   | R  | ER  | BB | SO  | 2B | 3B    | HR | BF                | B/AVG | WP | HBP | BK | SFA | SHA |  |
| 2018  | 6.52       | 2 | 3 | 12  | 5  | 0  | 0   | 0   | 0   | 38.2 | 55  | 39 | 28  | 13 | 29  | 13 | 1     | 6  | 186               | .329  | 4  | 3   | 0  | 2   | 1   |  |
| 2019  | 36.00      | 0 | 1 | 1   | 0  | 0  | 0   | 0   | 0   | 1.0  | 4   | 4  | 4   | 1  | 1   | 0  | 1     | 1  | 8                 | .571  | 0  | 0   | 0  | 0   | 0   |  |
| 2021  | 6.35       | 1 | 0 | 4   | 0  | 0  | 0   | 0   | 0   | 5.2  | 2   | 4  | 4   | 4  | 6   | 1  | 0     | 1  | 22                | .118  | 0  | 1   | 0  | 0   | 0   |  |
| TOTAL | 7.15       | 3 | 4 | 17  | 5  | 0  | 0   | 0   | 0   | 45.1 | 61  | 47 | 36  | 18 | 36  | 14 | 2     | 8  | 216               | .319  | 4  | 4   | 0  | 2   | 1   |  |



