

CINCINNATI BASKETBALL

GAME 22
SATURDAY, FEBRUARY 8
2 PM CT / 3 PM ET
DALLAS, TX

UC SPORTS COMMUNICATIONS: RICHARD E. LINDNER CENTER // 2751 O'VARSITY WAY SUITE 860 CINCINNATI, OHIO 45221-0021 // GOBEARCATS.COM

SCHEDULE/RESULTS

OCTOBER

29 CHARLESTON (EXH) W 67-52

NOVEMBER

5 UTAH W 68-62
10 SAINT LOUIS L 50-60
13 OHIO STATE L ot 73-78
16 BALL STATE W 63-56
19 CHATTANOOGA W 72-53
27 vs Iowa ¹ L 61-69
28 vs Bucknell ¹ L 48-56

DECEMBER

5 at VCU W 58-56
8 Miami (OH) W 98-68
14 at Xavier W 85-78
17 ALABAMA A&M W 62-47
21 PITTSBURGH W 69-53
30 COPPIN STATE W 86-40

JANUARY

5 at USF * L 68-76
8 at Memphis * W 73-66
12 UCF * W 81-64
18 at Tulane * L 59-64
22 HOUSTON * W 85-66
26 TEMPLE * W 86-81
30 at UConn * L 50-80

FEBRUARY

2 USF * W 60-55
8 at SMU * 3 PM
12 TULSA * ADN 11 AM
15 at UCF * ESPN3 2 PM
18 at Houston * ADN 8 PM
23 TULANE * ESPNU 4 PM
26 UCONN * ESPN3 7 PM
29 at Wichita State * ESPN3 3 PM

MARCH

2 ECU * BearcatsTV 7 PM
6-9 at AAC Championship ² TBD

¹ Puerto Rico Clasico / ² AAC Tournament (Uncasville, Conn.)
* American Athletic Conference game / **BOLD CAPS** - HOME
ALL TIMES ARE LISTED EASTERN

SPORTS COMMUNICATION OFFICE

Richard E. Lindner Center, Suite 860

2751 O'Varsity Way

Cincinnati, OH 45221-0021

PHONE: 513.556.5191

FAX: 513.556.0619

WEBSITE: www.GoBEARCATS.com

Alex Ryan, Director // WBB Contact

CELL: 513.623.9992

EMAIL: alex.ryan@uc.edu

CINCINNATI BEARCATS

LOCATION Cincinnati, Ohio
2019-20 RECORD 14-7
AAC RECORD 5-3
LAST GAME W, 60-55, vs. USF
HEAD COACH Michelle Clark-Heard
CAREER RECORD 216-98 (10th)
RECORD AT UC 38-18 (2nd)

BEARCATS TV ON THE CALL: Matt Noonan

STREAKS, STORYLINES & SIDEBARS

THE GAME: Cincinnati and SMU will meet in an American Athletic Conference contest Saturday at 2 p.m. CT (3 p.m. ET) inside Moody Coliseum in Dallas, Texas. The game can be listened to live on GoBearcats.com with Matt Noonan of BearcatsTV on the call.

THE SERIES: The Bearcats hold a 5-4 advantage in the all-time series thanks to a three-game winning streak. Cincinnati, who won at home last year, 69-57, also won the most recent meeting in Dallas, a 58-40 decision during the 2017-18 season (1/24/18). Overall, the series is tied, 2-2, when played at SMU with the teams rotating wins in each of the four contests.

LAST TIME OUT: Despite trailing by 13 points, Cincinnati came from behind to grab a 60-55 victory at home over visiting USF Sunday (2/2/20) as the Bearcats secured their 10th win in a row at Fifth Third Arena. Three Bearcats scored in double figures with Angle Rizer leading the way with 16. Antoinette Miller scored 14, including 10 in the third quarter, to help mount the comeback as UC scored 22 in the third before limiting the Bulls to just five in the fourth. With the win, the Bearcats moved into a tie for third place in the American standings.

SMU MUSTANGS

LOCATION Dallas, Texas
2019-20 RECORD 9-12
AAC RECORD 3-6
LAST GAME L, 53-55, at Houston (2/5/20)
HEAD COACH Travis Mays
CAREER RECORD 49-66 (4th)
RECORD AT UC 49-66 (4th)

BEARCATS BYTES

- Antoinette Miller was named to this week's AAC Weekly Honor Roll after scoring in double-digits in both games played last week with 19 at UConn and 14 against USF at home. Miller, who earned her second Honor Roll selection of the season (November 11), averaged 16.5 ppg for the week while chipping in 5.5. rpg, 2-5 apg and 4.0 steals per game.
- The Bearcats have created a formidable home-court advantage inside newly-renovated Fifth Third Arena with a 28-4 home record going back to last season. In total, the Red & Black boasts a 76% (52-16) winning percentage on their home floor over the last four seasons. Currently, UC has won 10 in a row at home, last coming up short on Nov. 13, 2019, vs. Ohio State (78-73, ot).
- Ilmar'i Thomas continues to lead the league in scoring as she is currently averaging 19.7 ppg with a league-best 413 points on the year. She also is tops in the AAC in field goal percentage as she has connected on .591 shooting for the season.
- Tickets are now on sale for the AAC Women's Basketball Championships that will be played March 6-9 at the Mohegan Sun Arena in Uncasville, Conn.

CINCINNATI ROSTER

STARTERS LAST TIME OUT

#	Name	Pos.	Ht.	Yr.	Hometown / High School/Last school	2019-20 AVG.
4	Angel Rizer	F	6-0	Sr.	Zebulon, N.C. / East Wake	11.4 PPG 6.3 RPG
11	Sam Rodgers	G	5-10	Sr.	Cincinnati, Ohio / Lakota East	8.6 PPG 4.3 RPG
12	Antoinette Miller	G	5-6	Sr.	Detroit, Mich. / Southfield-Lathrup	16.1 PPG 3.8 RPG
23	Ilmar'i Thomas	F	5-10	Jr.	Oakland, Calif. / Sacred Heart Cathedral Prep	19.7 PPG 8.3 RPG
30	Florence Sifa	G	5-7	Sr.	Bujumbura, Burundi / Jacksonville College	7.5 PPG 2.3 RPG

OFF THE BENCH

#	Name	Pos.	Ht.	Yr.	Hometown / High School/Last school	2019-20 AVG.
2	Aleah Nelson	G	5-6	Fr.	Nottingham, Md. / McDonogh	1.3 PPG 1.3 RPG
3	Jada Scott	G	6-1	Fr.	Townsend, Ga. / Frederica Academy	1.2 PPG 1.1 RPG
5	Jana Abdullah	F	6-2	Fr.	Alexandria, Egypt / King Integrated American School	0.0 PPG 0.0 RPG
10	Jadyn Scott	F	6-1	Fr.	Townsend, Ga. / Frederica Academy	1.3 PPG 1.2 RPG
14	Addaya Moore	G	5-10	So.*	Granite City, Ill. / Granite City / Illinois	3.7 PPG 4.7 RPG
15	Arame Niang	F	6-3	Jr.*	Rufisque, Senegal / Kansai Gaidai Univ. / Western Kentucky	-- --
21	Jordan Tuff	G	5-8	Fr.	Kernersville, N.C. / Connections Academy	2.4 PPG 0.7 RPG
35	Chellia Watson	G	5-8	Fr.	Winder, Ga. / Winder-Barrow	4.4 PPG 1.8 RPG
33	Sofia Gritzali	G	5-7	Fr.	Thessaloniki, Greece / Hellenic College	1.8 PPG 2.4 RPG
50	Nesma Khalifa	C	6-4	So.	Alexandria, Egypt / KGC Kawmya College / Tallahassee CC	1.2 PPG 0.9 RPG



2019-20 NUMERICAL ROSTER

NO.	NAME	POS.	HT.	CL./ELIG.	HOMETOWN/HIGH SCHOOL/LAST SCHOOL
2	Aleah Nelson	G	5-6	FR	Nottingham, Md./McDonogh
3	Jada Scott	F	6-1	FR	Townsend, Ga./Frederica Academy
4	Angel Rizer	F	6-0	SR	Zebulon, N.C./East Wake
5	Jana Abdullah	F	6-2	FR	Alexandria, Egypt/King Integrated American School
10	Jadyn Scott	F	6-1	FR	Townsend, Ga./Frederica Academy
11	Sam Rodgers	G	5-10	SR	Cincinnati, Ohio/Lakota East
12	Antoinette Miller	G	5-6	SR	Detroit, Mich./Southfield-Lathrup
14	Addaya Moore	G	5-10	R-SO	Granite City, Ill./Granite City/Illinois
15	Arame Niang	F	6-3	R-JR	Rufisque, Senegal/Kansai Gaidai University/Western Kentucky
21	Jordan Tuff	G	5-8	FR	Kernersville, N.C./Connections Academy
23	Ilmar'i Thomas	F	5-10	JR	Oakland, Calif./Sacred Heart Cathedral Prep
30	Florence Sifa	G	5-7	SR	Bujumbura, Burundi/Jacksonville College
33	Sofia Gritzali	G	5-6	FR	Thessaloniki, Greece/Hellenic College of Thessaloniki
35	Chellia Watson	G	5-8	FR	Winder, Ga./Winder-Barrow
50	Nesma Khalifa	C	6-4	SO	Alexandria, Egypt/KGC Kawmya Girls College/Tallahassee CC

2019-20 ALPHABETICAL ROSTER

NO.	NAME	POS.	HT.	CL./ELIG.	HOMETOWN/HIGH SCHOOL/LAST SCHOOL
5	Jana Abdullah	F	6-2	FR	Alexandria, Egypt/King Integrated American School
33	Sofia Gritzali	G	5-7	FR	Thessaloniki, Greece/Hellenic College of Thessaloniki
50	Nesma Khalifa	C	6-4	SO	Alexandria, Egypt/KGC Kawmya Girls College/Tallahassee CC
12	Antoinette Miller	G	5-6	SR	Detroit, Mich./Southfield-Lathrup
14	Addaya Moore	G	5-10	R-SO	Granite City, Ill./Granite City/Illinois
2	Aleah Nelson	G	5-6	FR	Nottingham, Md./McDonogh
15	Arame Niang	F	6-3	R-JR	Rufisque, Senegal/Kansai Gaidai University/Western Kentucky
4	Angel Rizer	F	6-0	SR	Zebulon, N.C./East Wake
11	Sam Rodgers	G	5-10	SR	Cincinnati, Ohio/Lakota East
3	Jada Scott	F	6-1	FR	Townsend, Ga./Frederica Academy
10	Jadyn Scott	F	6-1	FR	Townsend, Ga./Frederica Academy
30	Florence Sifa	G	5-7	SR	Bujumbura, Burundi/Jacksonville College
23	Ilmar'i Thomas	F	5-10	JR	Oakland, Calif./Sacred Heart Cathedral Prep
21	Jordan Tuff	G	5-8	FR	Kernersville, N.C./Connections Academy
35	Chellia Watson	G	5-8	FR	Winder, Ga./Winder-Barrow

COACHING STAFF

Head Coach	Michelle Clark-Heard (Western Kentucky, 1990)
Record at UC	37-18 (Two Seasons)
Career Record	215-98 (10 Seasons)
Associate Head Coach	Melissa Kolbe (Wittenberg, 1999)
Year at Cincinnati	Second
Assistant Coach	Heath Alexander (Oregon, 1998)
Year at Cincinnati	Second
Assistant Coach	Surina Dixon (Mississippi Valley State, 1983)
Year at Cincinnati	Second
Video Coordinator	Zach Anderson (Cincinnati, 2014)
Year at Cincinnati	Fifth
Director of Operations	Erica Holmes (Denison, 2017)
Year at Cincinnati	First
Assistant to the Head Coach	Jalynn McClain (Western Kentucky, 2016)
Year at Cincinnati	First
Graduate Assistant	Monique Thompson (N'west Christian, 2018)
Year at Cincinnati	First
Student Assistant Coach	Zenzele Apesemaka-Vital
Year at Cincinnati	Second

PRONUNCIATION GUIDE

Jana Abdullah	jan-uh
Nesma Khalifa	nezz-muh
Addaya Moore	uh-day-uh
Arame Niang	uh-rom
Angel Rizer	rye-zurr
Jadyn Scott	jay-din
Florence Sifa	see-fuh
Ilmar'i Thomas	ee-marr-ee
Chellia Watson	chell-uh
Melissa Kolbe	Coal-bee

QUICK FACTS

GENERAL INFORMATION

Location	Cincinnati, OH 45221
Founded	1819
Enrollment	46,388
Nickname	Bearcats
Colors	Red and Black
Arena	Fifth Third Arena (12,012)
Affiliation	NCAA Division I
Conference	American Athletic
President	Dr. Neville Pinto
Alma Mater	Indian Institute of Technology, New Delhi
Director of Athletics	John Cunningham
Alma Mater	TCU
Faculty Athletics Representative	Brian Hatch
Department of Athletics Phone	(513) 556-4603
Athletics Ticket Office Phone	(877) CATS-TIX
Athletics Website	GoBEARCATS.com
Athletics Twitter Account	@GoBearcats

HISTORY

First year of basketball	1971
All-time record	693-659 (.512)
No. Yrs. in NCAA Tournament/Last	4 / 2003
No. Yrs. in WNIT/Last	9 / 2019
Last Postseason Opponent	TCU
Result	L, 69-55

TEAM INFORMATION

2019-20 Record	14-7
Home	11-2
Road	3-3
Neutral	0-2
American Athletic Record	5-3
Starters Returning/Lost	5/0
<i>(Returning: Miller, Rizer, Rodgers, Sifa, Thomas)</i>	
Letterwinners Returning/Lost	5/8
Newcomers	9
Percent of scoring returning	75.6 percent (1,780 of 2,353)
Percent of rebounding returning	66.7 percent (874 of 1,310)

ATHLETICS COMMUNICATIONS

Director, Sports Comm./WBB Contact	Alex Ryan
Office	(513) 556-5181
Mobile	(513) 623-9992
Email	alex.ryan@uc.edu
Athletics Comm. Staff	Ryan Koslen
	Andre Foushee
	Mollie Radzinski
Website	GoBEARCATS.com

FIFTH THIRD ARENA



After a 20-month, privately-funded \$87-million renovation, Fifth Third Arena reopened prior to the 2018-19 season as the latest marker in the continued growth of University of Cincinnati basketball.

Improvements to the 12,012-seat arena include two 360-degree concourses with court-centric seating, club seats, loge boxes and premium suites. The Arena Club, Champions Club and the Mercedes-Benz Courtside Club provide entertainment options for fans. State-of-the-art videoboards and ribbon boards raise the gameday experience to the next level while increased points-of-sale for concessions feature food options from some of Cincinnati's most famous restaurants.

New student-athlete amenities include new locker rooms, a film room and a hydrotherapy room while the Margaret K. Valentine Classroom creates more learning environments for the University.

Originally tabbed the Myrl H. Shoemaker Center, it was named after the former Ohio lieutenant governor who was instrumental in securing state funding for the building while he was chairman of the Ohio House Finance Appropriations Committee. Shoemaker died in 1985.

Affectionately known as "The Shoe," the arena was renamed Fifth Third Arena at Myrl H. Shoemaker Center in 2004 in recognition of Fifth Third Bank's support of the Varsity Village facilities enhancement project. Fifth Third Bank remains a valued long-term campus-wide partner on numerous initiatives.

ARENA FEATURES

- » Renovation of the building facade, entries and plazas, including the addition of an outdoor videoboard
- » Two 360-degree concourses and permanent lower bowl with court-centric seating and new chairback seating
- » New hospitality areas, including main and upper level concourse bars available to all fans and the addition of three exclusive clubs - the Arena Club, the Champions Club and the Mercedes-Benz Courtside Club
- » New upper-level concourse with its own fan amenities, including new restrooms, concessions and a specialty drink bar
- » Additional bars at the north end of the main and upper concourses - the Armory Bar and the Queen City Bar - that highlight UC Athletics' partnerships with Braxton, MadTree and Rhinegeist
- » New center-hung videoboard, ribbon boards, sound system and LED lighting to enhance game atmosphere
- » Increased points and sale for concessions including some of Cincinnati's favorite food options - Buffalo Wings & Rings, Frisch's, Skyline Chili and Taste of Belgium
- » Open entrance plaza with centralized ticketing and guest services along with the new Fan First Center



TEAM STATISTICS

	CIN	OPP	SMU	OPP
Scoring	1455	1328	1219	1238
Points p/g	69.3	63.2	58.0	59.0
Scoring Margin	+6.0	--	-0.9	--
Field Goals - Att.	563-1332	490-1240	474-1294	452-1225
Field Goal %	.423	.395	.366	.369
3-Point FG - Att.	73-257	121-389	54-224	128-416
3-Point FG %	.284	.311	.241	.308
Free Throws - Att.	256-348	227-351	217-329	206-323
Free Throw %	.736	.647	.660	.638
Rebounds	787	795	880	780
Rebounds p/g	37.5	37.9	41.9	37.1
Assists p/g	17.0	13.7	13.6	15.0
Turnovers p/g	12.5	16.8	19.0	19.1
Steals p/g	7.8	5.7	9.0	8.8
Blocks p/g	3.8	4.6	3.8	6.0

Points	Thomas	19.7	White	10.4
Points	Miller	16.1	Cash	10.1
Rebounds	Thomas	8.3	Cash	8.9
Assists	Miller	4.1	Bradley	4.4
Steals	Miller	1.8	Bradley	2.0
Blocks	Moore	0.9	Cash	1.3

SERIES HISTORY

vs. SMU

Total: Cincinnati leads, 5-4

Streak: Cincinnati, W3

At Cincinnati: Cincinnati leads, 3-2

Streak: Cincinnati, W2

At SMU: Series Tied, 2-2

Streak: Cincinnati, W1

Jan. 6, 2019	H	W	69-57
Jan. 24, 2018	A	W	58-40
Jan. 17, 2017	H	W	67-65
Dec. 31, 2016	A	L	47-64
Jan. 27, 2016	H	L	55-73
Feb. 28, 2015	A	W	56-46
Jan. 28, 2014	A	L	47-66
Jan. 1, 2014	H	L	43-54
Nov. 23, 1979	H	W	61-53

// TICKETS ON SALE

Tickets for the 2020 American Athletic Conference Women's Basketball Championships are on sale now. The tournament will once again be held at the Mohegan Sun Arena in Uncasville, Conn., and will take place March 6-9. To purchase your ticket, visit: https://cpaw.io/wbb20_aactourney.

// ILMAR'I PULLING RANK

On the season, Thomas is averaging an AAC-best 19.7 points per game, including 20.5 per in conference play. Her team-leading 8.3 rebounds each time out ranks as seventh-best in The American and her 59.1% shooting from the field – and 62.4% in league play – also ranks first in the conference. Furthermore on the season, she averages 3.6 offensive rebounds (3rd in AAC) and 80.2% free-throw shooting (8th in AAC). Nationally, the junior ranks 10th in field goals made (162), 12th in field goal percentage (59.1%), and 22nd in total points (413).

// THOMAS JOINS THE CLUB

Needing 10 points to reach 1,000 for her career, Thomas posted 21 points on Dec. 30 against Coppin State to become the 27th member of the UC women's basketball 1,000-point club. Now with 1,175 career points, Thomas currently ranks 16th on the all-time scoring list and is just two points off tying Stephanie Geter (1995-98) for 15th with 1,177 points. The junior was the first Bearcats 1,000-point scorer since guard Ana Owens reached the milestone in 2017.

// MILLER MAKING MOVES

Miller has had a strong senior season to date. After a stellar start to the year, highlighted by six-straight games of double-figure scoring, she was sidelined for four games with injury. Now again in the lineup and back to her usual workload, the senior scored a career-high 27 points at Memphis on Jan. 8 and added team highs of 20, 21, and 19 points, respectively, against Tulane on Jan. 18, Temple on Jan. 26, and at No. 4 UConn, among other solid performances. She also added 14 in the come-from-behind win against USF Feb. 2, scoring 10 of those points in the third quarter to help her earn a spot on the American's Honor Roll for the week. In league play, she is posting 19.3 points each outing, which is second-best in The American, and 3.9 assists per. She recently became the 28th member of the program's 1,000-point club on Jan. 26 vs. Temple.

// HISTORIC WIN

UC's 86-40 defeat of Coppin State on Dec. 30 was the Bearcats' largest margin of victory since Dec. 4, 1982 when they defeated Carlow 101-24 on a neutral floor in Pittsburgh. The win also capped a perfect 6-0 record during the month of December. The last time UC recorded a perfect month of competition came in 2011 when they started the season with a 5-0 record during November.

// RIZOR RISING

Following a career day of 20 points and five steals in the Crosstown Shootout at Xavier on Dec. 14, Rizor was picked for the AAC Weekly Honor Roll on Dec. 16. A week prior, the forward was named to the AAC weekly honor roll after averaging 15.5 points, 6.5 rebounds, 2.5 assists, and 2.5 steals per game as the Bearcats went 2-0. The senior currently is 20th in the conference in scoring (11.4 PPG) and 15th in rebounding (6.3 RPG). She is also third in the league in free-throw shooting (82.8%) and 11th in steals (1.8).

// CLOSING IN

Angel Rizor has accumulated 926 points in her playing career, leaving her 74 points shy of joining the 1,000-point club at UC. Should she reach that milestone, the senior would be the third member of the current team to join with Ilmar'i Thomas (1,175 points) and Antoinette Miller (1,035) previously adding their names to the list earlier this season.

THE LAST TIME ...

UC scored 100 or more points in a game...

vs. Charleston Southern, Nov. 25, 2003 (W, 105-60)

UC played an overtime game...

vs. Ohio State, Nov. 13, 2019 (L, 78-73)

UC played a double-overtime game...

vs. Houston, Jan. 7, 2015 (W, 76-73)

UC won a game by 20 or more points...

vs. Memphis, March 9, 2019 (W, 68-48)

UC won a game by 30 or more points...

vs. Miami (OH), Dec. 8, 2019 (W, 98-68)

UC won a game by 40 or more points...

vs. Coppin State, Dec. 30, 2019 (W, 86-40)

A UC player scored 20 or more points in a game...

vs. Temple, Jan. 26, 2020

Antoinette Miller, 21 pts

Two UC players scored 20 or more points in a game...

at Memphis, Jan. 8, 2020

Antoinette Miller, 27 pts, Ilmar'i Thomas, 23 pts

Three UC players scored 20 or more points in a game...

vs. Houston, Jan. 7, 2017

Ana Owens - 22 pts, Bianca Quisenberry - 22 pts, Shanice Johnson - 21 pts

A UC player scored 30 or more points in a game...

vs. Houston, Jan. 22, 2020

Ilmar'i Thomas, 35 pts

A UC player recorded a double-double in a game...

vs. Temple, Jan. 26, 2020

Sam Rodgers, 13 pts, 10 rbs

Two UC players recorded a double-double in a game...

vs. Ohio State, Nov. 13, 2019

Ilmar'i Thomas - 25 points, 12 rebounds; Angel Rizor - 10 points, 12 rebounds

Three UC players recorded a double-double in the same game...

Jill Stephens (17/12), Tenishia Benson (19/10), Kahla Roudebush (19/11) vs. Central Michigan, Dec. 17, 2007

A UC player recorded a double-double in consecutive games...

Ilmar'i Thomas at Tulane - 12 pts, 11 rbs (Jan. 18, 2020)

vs. Houston - 35 pts, 10 rbs (Jan. 22, 2020)

A UC player recorded a triple-double in a game...

vs. Marquette, Jan. 25, 1992

Jane Anne Preston, 13 pts, 10 rbs, 11 ast

A UC player had 10 or more assists in a game...

at Memphis, Feb. 13, 2019

Antoinette Miller, 11

A UC player had 20 or more rebounds in a game...

McNeese State, Nov. 21, 2007

Jill Stephens, 22

A UC player had five or more steals in a game...

Antoinette Miller vs. USF (2/2/20) - 8

A UC player had five or more blocks in a game...

at Louisville, Jan. 11, 2014

Jeanise Randolph, 6

A UC player had five or more 3-pointers in a game...

vs. Butler, Mar. 28, 2019

Sam Rodgers, 5

2019-20 UC STATISTICAL RANKINGS

CATEGORY	CONFERENCE	NATIONAL
Scoring Offense	3rd 69.3	
Scoring Defense	6th 63.2	
Scoring Margin	3rd +6.0	
Free Throw Pct.	2nd .736	65th .736
FG Pct.	3rd .423	
FG Pct. Defense	7th .395	
3-FG Pct.	8th .284	
3-FG Pct. Defense	6th .311	
Rebound Margin	9th -0.4	
Blocked Shots	6th 3.8	
Assists	2nd 17.0	20th 17.2
Steals	10th 7.8	
Turnover Margin	2nd +4.33	36th +4.33
Assist/Turnover Ratio	1st 1.35	11th 1.35
Offensive Rebounds	8th 13.0	
Defensive Rebounds	7th 24.9	
3-FG Made	11th 3.5	

INDIVIDUAL

SCORING

Ilmar'I Thomas	1st 19.7	17th 19.7
Antoinette Miller	6th 16.1	
Angel Rizor	20th 11.4	

REBOUNDS

Ilmar'I Thomas	7th 8.3	
Angel Rizor	t-15th 6.3	

FIELD GOAL PCT.

Ilmar'I Thomas	1st .591	13th .591
Antoinette Miller	10th .374	

ASSISTS

Antoinette Miller	6th 4.1	
-------------------	-----------	--

FREE THROW PCT.

Angel Rizor	3rd .828	
Ilmar'I Thomas	8th .802	

STEALS

Antoinette Miller	11th 1.8	
Angel Rizor	14th 1.7	

3-PT FIELD GOAL PCT.

Antoinette Miller	t-14th .302	
-------------------	---------------	--

3-PT FIELD GOAL MADE

--		
----	--	--

BLOCKED SHOTS

Addaya Moore	12th 0.9	
Ilmar'I Thomas	t-13th 0.8	

ASSIST/TURNOVER RATIO

Antoinette Miller	3rd 1.7	
Sam Rodgers	4th 1.6	

OFFENSIVE REBOUNDS

Ilmar'I Thomas	3rd 3.6	
Angel Rizor	12th 2.5	

DEFENSIVE REBOUNDS

Ilmar'I Thomas	10th 4.7	
Sam Rodgers	11th 4.2	

MINUTES PLAYED

Sam Rodgers	1st 36.5	25th 36.58
Antoinette Miller	10th 34.4	
Ilmar'I Thomas	14th 33.4	
Angel Rizor	17th 32.6	

2019-20 AAC REGULAR SEASON STANDINGS

	Overall	Conference
UConn	19-2	9-0
Tulane	12-11	7-3
Cincinnati	14-7	5-3
USF	13-9	5-3
UCF	13-8	5-4
Temple	13-9	5-4
Houston	12-11	3-4
Wichita State	13-10	5-5
Memphis	12-10	3-6
SMU	9-12	3-6
ECU	4-17	1-7
Tulsa	6-17	1-9

// RODGERS HONORED

On the heels of back-to-back impressive showings, Rodgers was picked for the AAC Weekly Honor Roll on Monday, Dec. 23. She collected the honor after averaging 15.5 points, 57.1% shooting (5-of-9) from 3-point range, 3.0 assists, and 2.0 steals in helping UC to a pair of wins on the week. The weekly league honor was Rodgers' first of this season and the second of her career. For the season, the Cincinnati native is averaging 8.6 points, 4.3 rebounds, 3.2 assists, and 1.3 steals a contest. In addition, her assist-to-turnover ratio (1.6) is fourth-best in the AAC, while her 36.5 minutes each outing is fourth-most in the league.

// SCORING EXPLOSION

UC's 98-point scoring output vs. Miami (OH) on Dec. 8 was the most since tallying 96 at home vs. Valparaiso (96-69) on Nov. 16, 2007. The last time the Bearcats scored more than 98 was in 2003 when they netted 105 vs. Charleston Southern. UC's record scoring output is 109 at Marquette in 1992.

// MILLER'S MEMORABLE SEASON

Antoinette Miller burst onto the scene in 2018-19, leading the Bearcats to their best season in over 15 years. Individually, she made a mark on the UC record book with a couple notable career statistical jumps. She entered this season ranked 5th all-time in minutes played (1,185) and 3rd all-time in assists (183).

// LAST SEASON NOTABLES

During UC's historic 2018-19 season, the Bearcats left an imprint on the program record book with a number of notable all-time statistical achievements. The notables included second-most wins (24), third-most points (2,353), second-most rebounds (1,310), second-most assists (536), and most blocked shots (121).

// 2020 SIGNING CLASS

Following its best season in over 15 years, University of Cincinnati women's basketball has signed a talented quartet of 2020 recruits, complete with highly-decorated student-athletes Riane Burton, Caitlin Elseser, Jillian Hayes, and Destiny Haymer.

Burton ranks as the No. 88 prospect nationally and a four-star recruit in the 2020 class by Prospects Nation ... Tabbed as the No. 10 wing in the country in her class by ESPN ... Averaged 16 points and 11 rebounds per game as a junior at Cypress Ranch High School ... Three-time First Team All-District honoree ... 2018-19 All-Greater Houston First Teamer and All-State selection.

Elseser averaged 17 points and 7 rebounds per game as a junior at Liberty-Benton High School ... Division III Third Team All-Ohio and Second Team All-Northwest District in 2019 ... First Team Blanchard Valley Conference pick ... Four-year high school volleyball letterwinner who was recently a part of a state championship team.

Hayes ranks as the No. 116 prospect in the 2020 class by Collegiate Girls Basketball Report ... Tabbed as a four-star recruit by Prospects Nation ... Averaged 17 points and 8 rebounds per game as a junior at Loveland High School ... Honorable Mention Division I All-Ohio and Second Team All-Southwest District in 2019 ... Father Jonathan is current head coach of the XFL's St. Louis BattleHawks, her mother, Kristi, a former Missouri Valley Conference Women's Basketball Player of the Year at Drake, and her brother, Jaxson, the 8th overall pick in the 2019 NBA Draft and a current member of the New Orleans Pelicans.

Haymer ranks as the No. 12 junior college recruit in the 2020 class by All Star Girls Report (ASGR) ... First Team All-MACJC and NJCAA All-Region 23 pick in 2019 ... Averaged 12.1 points, 3.9 rebounds, and 3.7 assists in a year ago ... In high school, was tabbed the 2017-18 Gatorade Mississippi Player of the Year ... Averaged 16.9 points, 7.3 rebounds, 4.8 steals and 3.4 assists per game ... Led the Jaguars to the 2016 5A state championship...Had 10 career triple-doubles and one quadruple-double.

BREAKING DOWN 2019-20

CINCINNATI'S RECORD WHEN...

Overall	14-7
Home	11-2
Road	3-3
Neutral	0-2
American	5-3
American Home	4-0
American Road	1-3
Overtime games	0-1
Versus ranked opponents	0-1
Leading at the half	11-0
Trailing at the half	1-7
Tied at the half	2-0
Outshooting its opponent	12-2
Being outshot by its opponent	2-5
Outrebounding its opponent	8-2
Being outrebounded by its opponent	4-5
Rebounds are equal	2-0
Games decided by 10 or fewer points	5-4
Games decided by 5 or fewer points	3-2
Score 50-plus points	1-3
Score 60-plus points	5-2
Score 70-plus points	2-1
Score 80-plus points	5-0
Score 90-plus points	1-0
Opp. score less than 40 points	--
Opp. score less than 50 points	2-0
Opp. score less than 60 points	5-1
Opp. score less than 70 points	5-3
Opp. score less than 80 points	1-2
Opp. score 80-plus points	1-1
Opp. score 90-plus points	--
Commit fewer turnovers than opp.	10-6
Commit more turnovers than opp.	2-1
Turnovers are equal	2-0
On Monday	1-0
On Tuesday	3-0
On Wednesday	3-2
On Thursday	1-2
On Friday	--
On Saturday	3-1
On Sunday	3-2
In November	3-4
In December	6-0
In January	4-3
In February	1-0
In March	--
In White Uniforms	11-2
In Black Uniforms	1-3
In Red Uniforms	2-2
In Pink Uniforms	--
After a Win	8-5
After a Loss	5-2

USA TODAY/WBCA COACHES TOP 25

RK.	SCHOOL (FIRST PLACE)	RECORD	LAST
1	Baylor (18)	19-1	1
2	South Carolina (3)	21-1	2
3	Oregon (1)	20-2	3
4	Louisville	21-1	4
5	Stanford	20-2	6
6	Connecticut	19-2	5
7	NC State	21-1	7
8	Mississippi State	20-3	8
9	Oregon St.	18-4	10
10	UCLA	19-2	9
11	Gonzaga	22-1	11
12	Maryland	18-4	16
12	Arizona	18-3	17
14	DePaul	20-3	12
15	Kentucky	17-4	13
16	Texas A&M	18-4	15
17	South Dakota	21-2	18
18	Florida State	18-4	14
19	Missouri St.	18-3	21
20	Iowa	18-4	19
21	Arizona State	16-6	20
22	Indiana	18-5	23
23	Northwestern	19-3	NR
24	Florida Gulf Coast	22-2	24
25	Tennessee	17-5	22

Others receiving votes: Arkansas 75; Princeton 72; TCU 13; LSU 9; Central Michigan 5; Stony Brook 3; West Virginia 2 (As of Feb. 4)

ASSOCIATED PRESS TOP 25

RK.	SCHOOL	RECORD	LAST
1	South Carolina (26)	21-1	1
2	Baylor (3)	19-1	2
3	Oregon	19-2	3
4	UConn	19-1	4
5	Louisville (1)	21-1	5
6	Stanford	20-2	6
7	NC State	21-1	7
8	Mississippi St.	19-3	9
9	Oregon St.	18-4	10
10	UCLA	19-2	8
11	Gonzaga	22-1	12
12	Arizona	18-3	16
13	Maryland	17-4	17
14	DePaul	20-3	11
15	Kentucky	17-4	13
16	Texas A&M	18-4	15
17	Florida St.	18-4	14
18	Indiana	17-5	20
19	Arizona St.	16-6	19
20	Iowa	18-4	18
21	Northwestern	19-3	23
22	South Dakota	21-2	21
23	Tennessee	17-5	22
24	Missouri St.	18-3	24
25	Arkansas	18-4	25

Others receiving votes: Princeton 48, TCU 25, LSU 13, Florida Gulf Coast 11, Stony Brook 2. (As of Feb. 3)

// THOMAS ON TOP

After shooting 60.4% from the field in 2018-19, Ilmar'i Thomas' career field-goal percentage currently sits at 59.8% which is best in program history, trailed by Linda Norwell who shot 53.4% from 1974-77. Thomas was second in the conference and Top 15 nationally in shooting last season.

// CONTINUING MOMENTUM

UC will aim to continue the momentum from last year's historic season which included consecutive postseason wins for the first time in program history (WNIT quarterfinals), first 20-win season (24) since 2003, first time with 12 conference wins since 1999, and highest-ever finish in the American Athletic Conference (AAC) (3rd).

// THEY'RE BACK

With nine newcomers to the program in 2019-20, the Red & Black returns five starters, as well as Illinois transfer Addaya Moore. Returning senior starters include 2019 second team all-AAC pick Miller, Rizer, and Sam Rodgers. In addition, first team all-conference honoree Thomas and reigning league Newcomer of the Year Florence Sifa are also back.

// UP NEXT

Cincinnati returns to action at home Wednesday with an 11 a.m. tip against visiting Tulsa inside Fifth Third Arena for the Bearcats' annual Education Day. The game will be aired live on the American Digital Network.

2019-20 DOUBLE-DOUBLES

PLAYER	2019-20	CAREER
Ilmar'i Thomas	6	14
Angel Rizer	2	3
Antoinette Miller	1	1
Sam Rodgers	1	1

2019-20 DOUBLE-DIGIT GAMES

PLAYER	2019-20	CAREER
Ilmar'i Thomas	19	58
Antoinette Miller	14	51
Angel Rizer	13	44
Sam Rodgers	10	33
Florence Sifa	2	2
Jordan Tuff	1	1
Chellia Watson	1	1

2019-20 20-PLUS POINT GAMES

PLAYER	2019-20	CAREER
Ilmar'i Thomas	8	13
Antoinette Miller	6	12
Angel Rizer	2	2

2019-20 30-PLUS POINT GAMES

PLAYER	2019-20	CAREER
Ilmar'i Thomas	2	2

CINCINNATI POSTSEASON HISTORY

WNIT ALL-TIME RESULTS		
Year	Opponent	Result
1981 (NWIT)	vs. Drake	L, 76-84
	vs. Tennessee Tech	L, 80-81
	vs. Baylor	W, 94-77
1998	at Toledo	L, 62-76
2000	at Pittsburgh	W, 76-70
	Michigan State	L, 83-88
2001	at Ohio State	L, 60-61
2004	at Western Kentucky	L, 78-80 ^{OT}
2006	at Florida International	L, 75-81
2012	vs. Duquesne	W, 68-63 ^{OT}
	at Toledo	L, 72-51
2018	at Michigan State	L, 81-75
2019	vs. Youngstown State	W, 76-62
	vs. Minnesota	W, 72-65
	vs. Butler	W, 72-65
	at TCU	L, 69-55

NCAA TOURNAMENT ALL-TIME RESULTS

Year	Opponent	Result
1989	Bowling Green	L, 59-69
1999	Oregon	L, 56-65
2002	St. Peter's	W, 76-63 ^{OT}
	South Carolina	L, 56-75
2003	Arkansas	L, 53-72

Total Postseason Appearances: 13
(NCAA - 4, WNIT - 9)

All-Time Postseason Record: 7-13
NCAA Record: 1-4
WNIT Record: 6-10

2019-20 RADIO/TELEVISION CHART



ALEAH NELSON
FR | NOTTINGHAM, MD



JADA SCOTT
FR | TOWNSEND, GA



ANGEL RIZOR
SR | ZEBULON, NC



JANA ABDULLAH
FR | ALEXANDRIA, EGYPT



JADYN SCOTT
FR | TOWNSEND, GA



SAM RODGERS
SR | CINCINNATI, OH



ANTOINETTE MILLER
SR | DETROIT, MI




ADDAYA MOORE
R-SO | GRANITE CITY, IL



ARAME NIANG
R-JR | RUFISQUE, SENEGAL




JORDAN TUFF
FR | KERNERSVILLE, NC




IIMAR'I THOMAS
JR | OAKLAND, CA



FLORENCE SIFA
SR | BUJUMBURA, BURUNDI



SOFIA GRITZALI
FR | THESSALONIKI, GREECE



CHELLIA WATSON
FR | WINDER, GA



NESMA KHALIFA
SO | ALEXANDRIA, EGYPT



MICHELLE CLARK-HEARD
HEAD COACH



MELISSA KOLBE
ASSOCIATE HEAD COACH



SURINA DIXON
ASSISTANT COACH



HEATH ALEXANDER
ASSISTANT COACH

HEAD COACH MICHELLE CLARK-HEARD



Michelle Clark-Heard was named the ninth University of Cincinnati women's basketball coach in March 2018.

Clark-Heard, who was an assistant at UC from 2002-05, spent the previous six seasons as the head coach at Western Kentucky University.

In her first season at the helm at UC in 2018-19, Clark-Heard led the Bearcats to 24 wins -- the most victories in a head coach's first season in program history, and the most triumphs in 17 years. The Red & Black's historic accomplishments also included the first time with consecutive postseason wins in program history (WNIT quarterfinals), its first 20-win season since 2003, first time with 12 conference wins since 1999, highest-ever finish in the American Athletic Conference (third place), and first time with three or more regular-season conference honorees since 2003 (Thomas - First Team All-AAC, Miller - Second Team All-AAC, Sifa - Newcomer of the Year).

In six seasons at WKU, Clark-Heard reached four NCAA Tournaments, won four conference tournament championships and two regular season conference titles while posting 154 wins, becoming the second-fastest Lady Topper coach to reach 100 victories with the program.

Clark-Heard took over a program with a 9-21 record in 2011-12 and she led the Hilltoppers to a 22-11 mark in her first season (2012-13), a 13-win improvement, which was the largest in Sun Belt Conference history.

WKU finished the 2017-18 campaign with a 24-9 record and captured the 2018 Conference USA Tournament championship and qualified for its third NCAA Tournament in four years. Tashia Brown was tabbed as an Associated Press Honorable Mention All-American and the C-USA Player of the Year.

Clark-Heard amassed a 154-47 (.766) record at WKU and a 178-79 (.693) career mark. Clark-Heard has led her teams to six consecutive 20-win seasons and six-straight appearances in the postseason (four NCAA, two WNIT).

The 2016-17 campaign saw WKU claim its second sweep of the C-USA regular season and tournament championships in just three seasons as a member of the league. The Lady Toppers put together a 27-7 record and a 16-2 mark in C-USA play; the team also pieced together a 12-game winning streak entering the NCAA Tournament, culminating in a 67-56 win over Southern Miss in the C-USA championship game on March 11.

Following the season, Clark-Heard was invited to serve as an assistant coach for the United States U-23 National Team in the inaugural Four Nations Tournament in Tokyo, Japan. During her second stint with the red, white and blue, Clark-Heard helped to push the Americans to an undefeated record and the championship in the event, defeating their opponents by an average of 32 points along the way.

Following the 2014-15 season, Clark-Heard was recognized for her outstanding accomplishments, earning Conference USA Coach of the Year and 2015 United States Marine Corps/WBCA NCAA Division I Regional Coach of the Year honors. Her selection as a WBCA Regional Coach of the Year also made her a finalist for the Pat Summitt Trophy, awarded annually to the 2015 United States Marine Corps/WBCA NCAA Division I National Coach of the Year.

MICHELLE CLARK-HEARD

HEAD WOMEN'S BASKETBALL COACH | SECOND SEASON

Clark-Heard was named an assistant coach for the 2015 U.S. Pan American Women's Basketball Team, joining head coach Lisa Bluder of the University of Iowa and fellow assistant coach Scott Rueck of Oregon State University on the 2015 staff. In Toronto, Clark-Heard helped lead the United States to a silver medal in her international assistant coaching debut, falling just short in the gold medal game against the host Canadians.

In 2013-14, Clark-Heard helped WKU win its final seven regular season games before reeling off three straight in New Orleans, La. in March 2014 to win the Sun Belt Conference Championships with a 61-60 win over Arkansas State after WKU faced a 14-point deficit in the second half. The season also saw WKU defeat Georgetown in the Puerto Rico Classic after facing a 16-point deficit in the second half.

The season was capped by a 87-74 loss to fifth-ranked Baylor in Waco, Texas in the opening round of the 2014 NCAA Tournament, ending the longest NCAA Tournament appearance drought in program history.

The run to the tournament helped WKU secure a 24-9 record and finish with 20-wins for the second straight season. Her consecutive 20-win seasons to begin her time at WKU marked the first time in Sun Belt Conference history that a team had won 20 games in back-to-back years following a season in which it had won less than 10 games.

Her success in 2013-14 followed a massive improvement on the floor in 2012-13.

In her first year as a Division One coach in 2012-13, Clark-Heard helped WKU to a 13-win improvement over the 2011-12 season output. It was the largest in Sun Belt Conference history as WKU turned a 9-21 mark into a 22-11 record. WKU's eight win improvement in conference play from five wins to 13 wins was tied for the largest in league history. The Lady Toppers also became the first team in Sun Belt Conference history to win 20 games in the season following a year in which the team won less than 10 games earlier this season.

Her first season at WKU also showcased her ability to develop players. The duo of Chastity Gooch and Alexis Gowan averaged a combined 12.7 ppg in 2011-12 but posted 36.5 per outing in 2012-13. The duo combined for 1,203 points after posting 381 last season. The team also saw major improvement in nearly all statistical categories, including improving free throw shooting by over 11 percent to .739, the third highest mark in school history.

Clark-Heard spent five years as an assistant coach to Jeff Walz at Louisville from 2007-12. During her time with the program, the Cardinals made three Sweet 16 appearances and their first Final Four appearance, finishing as the National Runner-Up in 2009.

Showing her prowess as a recruiter, she was instrumental in bringing in the No. 12 recruiting class to UofL in 2008, then followed with three consecutive Top 10 classes in 2009, 2010 and 2011. The 2010 recruiting class was the highest ranked class in school history, No. 5 nationally.

Among the most notable players Clark-Heard coached at Louisville was overall number one pick in the 2009 WNBA Draft, Angel McCoughtry and overall number eight pick in the 2013 WNBA Draft, Shoni Shimmell. Overall, she coached five players at Louisville that went on to be drafted in the WNBA Draft.



Prior to her time at Louisville, Clark-Heard spent two seasons as the head coach at Kentucky State, taking the reigns of the program in June 2005. She took over a program that had won just one game during the 2004-05 season. In her first season she led the Thorobrettes to a 5-23 record, four of the wins were against Southern Intercollegiate Athletic Conference opponents. Her team was picked to finish 11th in the SIAC but ended the season in ninth place. In her second season at KSU, she guided the Thorobrettes to an impressive 19-9 record, finishing tied for fourth place in the SIAC. Clark-Heard earned SIAC Coach-of-the-Year honors after the impressive turnaround. Her 2006-07 Thorobrettes were the second most improved team in NCAA Division II women's basketball during the 2006-07 season.

Before being named head coach at Kentucky State, Clark-Heard spent three seasons at Cincinnati as an assistant and four years at Nebraska in the same role. The Bearcats advanced to postseason play in two of her three seasons there while she helped Nebraska reach the NCAA Tournament twice during her time with the team. She was also responsible for helping sign McDonald's All-American Janice Bright for the Cornhuskers in 2001 while coaching alongside current Louisville coach Jeff Walz and under former WKU coach Paul Sanderford.

A four-year letterwinner on the Hill (1987-90), Clark-Heard was part of four NCAA Tournament teams during her Lady Topper career. She also helped guide the Lady Toppers to a pair of Sun Belt Conference Tournament championships (1988 and 1989) and two conference regular-season titles (1989 and 1990). She played in 118 games during her four years in the Hill, scoring 790 points and pulling down 615 rebounds. WKU amassed 89 victories during her four years in uniform, winning 70 percent of the games over that span and putting together three 20-win seasons.

Upon graduation from WKU, she spent eight years working within a recreational setting in Kentucky, including five years in Bowling Green and three with the Louisville Metro Parks Department.

While in Louisville, she served as head junior varsity coach and assistant varsity coach at DuPont Manual High School for the 1994-95 season. Additionally, she played professionally with the Kentucky Marauders of the Women's Basketball Association in 1994-95.

The Louisville native earned Kentucky High School State Player of the Year honors in 1986 while playing at Atherton High School and was inducted into the Atherton Hall of Fame in 2003.

She married Luther Heard on August 16, 2003.

HEAD COACH MICHELLE CLARK-HEARD

YEAR-BY-YEAR AS HEAD COACH

	Overall	Home	Away	Neutral
OVERALL	215-98	114-28	76-57	25-13
2019-20	13-7	10-2	3-3	0-2
2018-19	24-11	17-2	6-8	1-1
2017-18	24-9	11-1	6-7	7-1
2016-17	27-7	14-1	9-3	4-3
2015-16	27-7	14-1	12-5	1-1
2014-15	30-5	14-1	12-3	4-1
2013-14	24-9	11-3	8-5	5-1
2012-13	22-11	10-5	10-6	2-0
2006-07	19-9	8-4	10-4	1-1
2005-06	5-23	5-8	0-13	0-2

	Conference	Postseason
OVERALL	118-51	--
2019-20	4-3	--
2018-19	12-4	WNIT Quarterfinals
2017-18	12-4	NCAA First Round
2016-17	16-2	NCAA First Round
2015-16	15-3	WNIT Quarterfinals
2014-15	16-2	NCAA First Round
2013-14	13-5	NCAA First Round
2012-13	13-7	WNIT Second Round
2006-07	13-6	--
2005-06	4-15	--

WNBA DRAFT PICKS COACHED

Asia Taylor (Louisville, 2011-14)	Minnesota Lynx
Antonita Slaughter (Louisville, 2011-14)	Los Angeles Sparks
Shoni Schimmel (Louisville, 2011-14)	Atlanta Dream
Angel McCoughtry (Louisville, 2005-09)	Atlanta Dream
Candycy Bingham (Louisville, 2008-09)	San Antonio Silver Stars
K.B. Sharp (Cincinnati, 2000-03)	New York Liberty
Nicole Kubik (Nebraska, 1995-98)	Los Angeles Sparks

BY THE NUMBERS

Overall Head Coaching Record	215-98
Head Coaching Record Over Last Four Years	88-34
Tournament Titles as Head Coach	4
Overall Postseason Record as Head Coach	21-9
NCAA Tournament Appearances as AC or HC	11
Conference Coach of the Year Selections	2

RETURN TO CINCINNATI

Clark-Heard was a member of Laurie Pirtle's -- the all-time winningest head coach in UC women's basketball history -- staff as an assistant from 2002-05. With Clark-Heard on the sidelines during the 2002-03 season, the Bearcats won 23 games and advanced to the 2003 NCAA Tournament. Overall, the Red & Black won 43 games over the three seasons.



COMMENTS ON COACH CLARK-HEARD

"Michelle brings an impressive, proven record as a head coach. Coupled with our move back to what we believe will be the nation's finest on-campus arena provides for an exciting new era for women's basketball at the University of Cincinnati."

- Mike Bohn, Former Director of Athletics -- University of Cincinnati

"Six years ago, Michelle Clark-Heard inherited a program coming off a school-record 21 losses the prior season. The job she has done has been truly remarkable. Our 154 total wins during her tenure include four NCAA Tournament appearances, four conference tournament championships and two conference regular season championships. Exhibiting a tireless work ethic and daily devotion to her players, she has demanded and delivered excellence on and off the court and represented WKU and the Lady Topper Basketball program with passion, grace and class. As a result, our program is in a significantly better position today than where it was in March of 2012. We truly wish Michelle all the best in her future endeavors."

- Todd Stewart, Director of Athletics Western Kentucky University

"The hallmark of a great university is a leadership that cares for its students, whether that leadership is faculty, staff, administrators or coaches. Hilltopper athletics has been blessed with a cadre of coaches who put the student first in student-athlete, and Coach Clark-Heard is at the forefront. We will always be grateful for what she has meant to the Lady Topper program, from the student-athletes to the loyal fan base. We look forward to following her continued success."

- Dr. Tim Caboni, President Western Kentucky University

"I was fortunate to have worked with Michelle when she was on staff at Louisville. She is a terrific coach, has a great understanding of the game and an unmatched work ethic."

- Jeff Walz, Head Coach University of Louisville





ANTOINETTE MILLER

SENIOR | DETROIT, MICH. | SOUTHFIELD-LATHRUP

2019-20 Season // Senior: Scored a game-high 21 points in the season opener vs. Utah (11/5)... Led all scorers with 21 points vs. St. Louis (11/10)... Scored 20 points vs. Ohio State (11/13)... Added double-double of 14 points and 10 rebounds vs. Ball State (11/16)... Posted 19 points, six rebounds, and four rebounds at USF (1/5)... Scored 27 points at Memphis (1/8)... Recorded 16 points vs. UCF (1/12)... Recorded 20 points at Tulane (1/18)... Posted 18 points, eight assists, and seven rebounds vs. Houston (1/22)... Reached UC's 1,000-point club with a game-high 21 points vs. Temple (1/26)... Added 19 points and eight rebounds at No. 4 UConn (1/30)... scored 14, including 10 in the 3rd quarter, in come-back win over USF (2/2).

2018-19 Season // Junior: Totaled 13 points, six rebounds, and four steals in the season opener vs. Austin Peay (11/6)... Stuffed stat sheet with 12 points, four rebounds, four assists, and four steals vs. ETSU (11/9)... Tallied 10 points, a career-high nine rebounds, six rebounds, and two steals at St. Louis (11/18)... Added 10 points, five assists, two steals, and two rebounds vs. Lipscomb (11/24)... Led UC with 16 points and six assists at Ball State (11/28)... Recorded 10 points and seven rebounds at Ohio State (12/2)... Added 11 points, six assists, and five rebounds vs. VCU (12/7)... Posted 13 points, eight rebounds, and eight assists vs. Xavier (12/16)... Notched 13 points and four assists vs. Howard (12/21)... Contributed 12 points, six assists, and five steals vs. SMU (1/6)... Totaled 16 points, four rebounds, three assists, and two steals at No. 3 UConn (1/9)... Recorded eight points, eight assists, five rebounds, and three steals at UCF (1/13)... Posted his first-career double-double with 12 points and 10 assists vs. Temple (1/16)... Stuffed stat sheet with 15 points, nine rebounds, four assists, and two steals at Tulsa (1/19)... Tallied 21 points, seven rebounds, and four assists vs. Houston (1/23)... Added 11 points and 12 assists vs. Memphis (1/26)... Totaled 12 points, five rebounds, four assists, and two steals at USF (1/30)... Posted 13 points, five rebounds, and five assists vs. No. 2 UConn... Scored 23 points vs. Wichita State (2/10)... Notched double-double of 15 points and 11 assists at Memphis (2/13)... Totaled 16 points, five rebounds, four assists, and two steals at Temple (2/17)... Recorded 17 points, five rebounds, and four assists vs. Tulsa (2/20)... Added 17 points, five rebounds, and four assists at ECU (2/23)... Posted 16 points and six assists at Tulane (3/4)... Posted 11 points, six rebounds, and five assists in the AAC Championship quarterfinals vs. Memphis (3/9)... Tallied 12 points, six assists, and four rebounds in the AAC Championship semifinals vs. UCF (3/10)... Recorded 16 points and five rebounds in the WNIT first round vs. Youngstown State (3/21)... Contributed 20 points, five rebounds, and five assists vs. Minnesota in the WNIT second round (3/24)... Scored 20 points and dished out five assists in the third round of the WNIT (3/28)... Scored a career-high 25 in the WNIT quarterfinals at TCU (3/31).

2017-18 Season // Sophomore: Totaled a career-high 16 points, six rebounds, and four assists vs. Southeastern Louisiana (11/15)... Posted nine points, three steals, and two

assists vs. Southeast Missouri (11/30)... Tallied seven points, three assists, and two rebounds at Xavier (12/10)... Recorded eight points and five rebounds vs. Temple (1/13)... Scored 10 points off the bench at SMU (1/24)... Dished out a game and career-high seven assists vs. ECU (1/27)... Totaled seven rebounds, five points, and four steals vs. UCF (1/30)... Totaled 20 points, including five made 3-pointers, and four steals at No. 1 UConn (2/4)... Posted nine points and three assists at Wichita State (2/7)... Recorded nine points, three assists, and two rebounds vs. Tulane (2/10)... Tallied 11 points and three rebounds vs. Tulsa (2/17)... Totaled 14 points and six rebounds at No. 18 USF (2/24).

2016-17 Season // Freshman: Scored three points and grabbed two rebounds at SEMO in her first game as a Bearcat (11/11)... posted a game-high 16 points vs. Indiana State (11/19)... recorded 10 points and six rebounds at Miami (OH) (11/22)... totaled six points and six assists vs. Clarion (12/18)... tallied nine points, three rebounds, and two assists vs. East Carolina (1/21)... scored 12 points at East Carolina (2/22)... totaled eight points and three assists at No. 20 Temple (2/25).

High School: Helped guide the talent-laden Southfield-Lathrup Chargers to a 23-2 record as a junior and a district championship... the team's leading scorer, Miller was named Third Team MLive Detroit, Fourth Team State Class A, Special Mention Associated Press Class A All-State, Honorable Mention Detroit News -- each as a junior -- and was selected as Third Team Preseason All-Metro by the Detroit Free Press for her senior season... graded as an 89 and a three-star recruit by ESPN, Miller is also successful in the classroom as a member of the National Honor Society and has been an honor roll student throughout her high school career.

Academics: Majoring in Health Education -- Exercise & Fitness.



12

// CAREER HIGHS

Points	27 at Memphis, 1/8/20
Rebounds	10 vs. Ball State, 11/16/19
Assists	12 vs. Memphis, 1/26/19
Steals	6 at Tulane, 3/4/19
Blocks	1, 11x, last vs. Temple, 1/26/20
Field Goals	10 at Memphis, 1/8/20
FG Attempts	27 at Tulane, 1/18/20
3-Pt. FG	5 at No. 1 UConn, 2/4/18
3-Pt. FG Attempts	8, 4x, last at Memphis, 1/8/20
Free Throws	11 vs. Temple, 1/26/20
Free Throw Attempts	14 vs. Temple, 1/26/20
Minutes	42 vs. Ohio State, 11/13/19

// MISCELLANEOUS

	2019-20	CAREER
Double Digit Points	13	50
Double Digit Rebounds	1	1
Double-Doubles	1	4
20-Plus Point Games	6	12
Games Led UC in Points	7	19
Games Led UC in Rebounds	2	4
Games Led UC in Assists	10	41

MILLER CAREER STATISTICS

			Total		3-Point		F-Throws		Rebounds											Scoring	
Season	gp-gs	min/avg	fg-fga	pct	fg-fga	pct	ft-fa	pct	off	def	tot	avg	pf	fo	ast	to	blk	stl	pts	avg	
2016-17	26-0	429/16.5	42-119	.353	3-12	.250	21-49	.429	20	40	60	2.3	40	0	33	36	3	14	108	4.2	
2017-18	32-0	756/23.6	61-182	.335	13-58	.224	44-73	.603	16	80	96	3.0	59	0	59	49	7	35	179	5.6	
2018-19	35-35	1185/33.9	172-465	.370	43-141	.305	88-132	.667	28	135	163	4.7	84	2	183	86	5	66	475	13.6	
2019-20	17-17	584/34.4	98-262	.374	19-63	.302	58-89	.652	13	51	64	3.8	37	0	70	41	4	30	273	16.1	
TOTAL	110-52	2954/26.9	373-1028	.363	78-274	.285	211-343	.615	77	306	383	3.5	220	2	345	212	19	145	1035	9.4	

MILLER GAME-BY-GAME STATISTICS

2019-20 GAME-BY-GAME STATISTICS

Opponent	Date	gs	min	fg-fga	pct	3fg-fga	pct	ft-fa	pct	off	def	tot	avg	pf	a	t/o	blk	stl	pts	avg
UTAH	11/05/19	*	36	7-18	.389	2-6	.333	5-10	.500	1	2	3	3.0	1	4	3	0	3	21	21.0
SAINT LOUIS	11/10/19	*	35	8-24	.333	0-3	.000	5-8	.625	1	2	3	3.0	4	4	1	1	0	21	21.0
OHIO ST.	11/13/19	*	43	6-19	.316	1-4	.250	7-7	1.000	1	4	5	3.7	3	4	6	0	2	20	20.7
BALL ST.	11/16/19	*	37	6-16	.375	0-3	.000	2-4	.500	2	8	10	5.3	0	5	1	0	3	14	19.0
CHATTANOOGA	11/19/19	*	34	5-13	.385	1-2	.500	3-7	.429	0	3	3	4.8	3	4	2	0	2	14	18.0
vs IOWA	11/27/19	*	38	4-21	.190	2-8	.250	0-0	.000	0	2	2	4.3	3	5	2	0	1	10	16.7
vs BUCKNELL	11/28/19	*	32	3-7	.429	0-2	.000	1-3	.333	0	4	4	4.3	1	1	3	0	0	7	15.3
PITTSBURGH	12/21/19	*	16	2-4	.500	1-2	.500	1-2	.500	0	1	1	3.9	0	4	1	0	1	6	14.1
COPPIN ST.	12/30/19	*	21	2-6	.333	0-1	.000	2-2	1.000	0	2	2	2.7	2	8	1	0	2	6	13.2
at South Fla.	01/05/20	*	33	7-12	.583	0-0	.000	5-6	.833	2	2	4	3.7	3	6	3	0	1	19	13.8
at Memphis	01/08/20	*	40	10-22	.455	3-8	.375	4-8	.500	0	1	1	3.5	3	2	6	0	4	27	15.0
UCF	01/12/20	*	33	6-9	.667	3-4	.750	1-2	.500	0	1	1	3.3	4	3	1	0	2	16	15.1
at Tulane	01/18/20	*	39	8-27	.296	2-7	.286	2-3	.667	0	4	4	3.3	2	3	2	0	1	20	15.5
HOUSTON	01/22/20	*	35	8-11	.727	0-0	.000	2-2	1.000	2	5	7	3.6	1	8	3	1	0	18	15.6
TEMPLE	01/26/20	*	38	4-11	.364	2-5	.400	11-14	.786	1	2	3	3.5	1	4	2	1	0	21	16.0
at UConn	01/30/20	*	38	7-22	.318	2-6	.333	3-5	.600	3	5	8	3.8	3	0	1	1	0	19	16.2
SOUTH FLA.	02/02/20	*	36	5-20	.250	0-2	.000	4-6	.667	0	3	3	3.8	3	5	3	0	8	14	16.1
Totals		17	584	98-262	.374	19-63	.302	58-89	.652	13	51	64	3.8	37	70	41	4	30	273	16.1

Games played: 17
Minutes/game: 34.4
Points/game: 16.1
FG Pct: 37.4
3FG Pct: 30.2
FT Pct: 65.2

Rebounds/game: 3.8
Assists/game: 4.1
Turnovers/game: 2.4
Assist/turnover ratio: 1.7
Steals/game: 1.8
Blocks/game: 0.2

2018-19 GAME-BY-GAME STATISTICS

Opponent	Date	gs	min	fg-fga	pct	3fg-fga	pct	ft-fa	pct	off	def	tot	avg	pf	a	t/o	blk	stl	pts	avg	
AUSTIN PEAY	11/06/18	*	28	6-11	.545	0-0	.000	1-2	.500	0	6	6	6.0	0	2	1	1	4	13	13.0	
ETSU	11/09/18	*	21	4-7	.571	0-1	.000	4-7	.571	0	4	4	5.0	4	4	1	0	4	12	12.5	
OLD DOMINION	11/12/18	*	32	2-13	.154	1-2	.500	3-4	.750	0	3	3	4.3	5	6	0	0	6	8	11.0	
at Pitt	11/16/18	*	30	4-11	.364	0-3	.000	0-0	.000	0	6	6	4.8	0	5	1	0	2	8	10.3	
at Saint Louis	11/18/18	*	36	4-10	.400	1-3	.333	1-2	.500	1	5	6	5.0	3	9	2	0	2	10	10.2	
YALE	11/21/18	*	34	2-11	.182	0-1	.000	0-0	.000	0	4	4	4.8	3	4	4	0	1	4	9.2	
LIPSCOMB	11/24/18	*	33	3-11	.273	3-5	.600	1-2	.500	1	1	2	4.4	0	5	1	0	2	10	9.3	
at Ball St.	11/28/18	*	34	5-14	.357	3-7	.429	3-7	.429	1	4	5	4.5	4	6	2	0	3	16	10.1	
at Ohio St.	12/02/18	*	33	3-12	.250	0-2	.000	4-6	.667	2	5	7	4.8	4	3	5	0	0	10	10.1	
at Miami (OH)	12/05/18	*	22	4-7	.571	1-3	.333	1-2	.500	0	2	2	4.5	4	3	2	0	1	10	10.1	
VCU	12/07/18	*	34	3-12	.250	0-3	.000	5-6	.833	3	2	5	4.5	2	6	3	0	0	11	10.2	
XAVIER	12/16/18	*	40	4-14	.286	2-5	.400	3-4	.750	2	6	8	4.8	3	8	2	0	2	13	10.4	
HOWARD	12/21/18	*	26	6-12	.500	0-2	.000	1-1	1.000	2	0	2	4.6	3	4	4	0	1	13	10.6	
SMU	01/06/19	*	33	4-14	.286	0-3	.000	4-5	.800	1	0	1	4.4	3	6	2	0	5	12	10.7	
at UConn	01/09/19	*	37	6-14	.429	2-5	.400	2-2	1.000	0	4	4	4.3	1	3	7	0	2	16	11.1	
at UCF	01/13/19	*	38	3-12	.250	1-3	.333	1-3	.333	0	5	5	4.4	2	8	5	0	3	8	10.9	
TEMPLE	01/16/19	*	36	5-11	.455	1-3	.333	1-4	.250	2	5	7	4.5	1	10	2	0	0	12	10.9	
at Tulsa	01/19/19	*	35	6-15	.400	0-4	.000	3-6	.500	2	7	9	4.8	3	4	1	1	2	15	11.2	
HOUSTON	01/23/19	*	36	5-10	.500	3-4	.750	8-8	1.000	2	5	7	4.9	1	4	3	0	1	21	11.7	
MEMPHIS	01/26/19	*	36	4-13	.308	1-5	.200	2-4	.500	1	3	4	4.9	2	12	2	0	1	11	11.7	
at USF	1/30/19	*	36	5-15	.333	2-5	.400	0-0	.000	1	4	5	4.9	3	4	3	1	2	12	11.7	
UConn	02/02/19	*	37	6-18	.333	1-4	.250	0-0	.000	0	5	5	4.9	3	5	3	0	1	13	11.7	
WICHITA ST.	02/10/19	*	35	8-12	.667	2-3	.667	5-7	.714	0	4	4	4.8	2	3	1	0	2	23	12.2	
at Memphis	02/13/19	*	37	6-15	.400	1-4	.250	2-2	1.000	1	5	6	4.9	3	11	2	0	2	15	12.3	
at Temple	02/17/19	*	28	5-16	.313	2-7	.286	4-8	.500	1	4	5	4.9	5	4	3	0	2	16	12.5	
TULSA	02/20/19	*	29	6-10	.600	1-3	.333	4-6	.667	1	4	5	4.9	1	4	1	0	0	17	12.7	
at ECU	02/23/19	*	37	7-18	.389	2-5	.400	1-2	.500	1	4	5	4.9	2	4	4	0	1	17	12.8	
SOUTH FLA.	03/02/19	*	29	3-13	.231	0-2	.000	3-4	.750	0	2	2	4.8	3	3	2	0	0	9	12.7	
at Tulane	03/04/19	*	39	6-11	.545	2-5	.400	2-3	.667	0	2	2	4.7	2	6	6	0	6	16	12.8	
vs Memphis	03/09/19	*	33	3-10	.300	1-4	.250	4-4	1.000	0	6	6	4.7	2	5	1	0	0	11	12.7	
vs UCF	03/10/19	*	39	5-14	.357	2-8	.250	0-0	.000	0	4	4	4.7	0	6	2	0	2	12	12.7	
YOUNGSTOWN ST.	03/21/19	*	38	6-17	.353	2-5	.400	2-2	1.000	1	4	5	4.7	2	2	1	1	0	16	12.8	
MINNESOTA	03/24/19	*	37	8-23	.348	1-5	.200	3-4	.750	0	5	5	4.7	3	5	2	1	1	20	13.0	
BUTLER	03/28/19	*	39	7-18	.389	3-8	.375	3-4	.750	0	1	1	4.6	2	5	3	0	3	20	13.2	
at TCU	03/31/19	*	38	8-21	.381	2-9	.222	7-11	.636	2	4	6	4.7	3	4	2	0	2	25	13.6	
Totals			35	1185	172-465	.370	43-141	.305	88-132	.667	28	135	163	4.7	84	183	86	5	66	475	13.6

Games played: 35
Minutes/game: 33.9
Points/game: 13.6
FG Pct: 37.0
3FG Pct: 30.5
FT Pct: 66.7

Rebounds/game: 4.7
Assists/game: 5.2
Turnovers/game: 2.5
Assist/turnover ratio: 2.1
Steals/game: 1.9
Blocks/game: 0.1

2017-18 GAME-BY-GAME STATISTICS

Opponent	Date	gs	min	fg-fga	pct	3fg-fga	pct	ft-fa	pct	off	def	tot	avg	pf	a	t/o	blk	stl	pts	avg
at ETSU	11/10/17	17	1-2	.500	0-0	.000	4-6	.667	1	2	3	3.0	4	2	2	0	1	1	6	6.0
SLIPPERY ROCK	11/13/17	21	1-3	.333	0-0	.000	0-3	.000	0	3	3	3.0	2	1	0	0	0	2	4.0	
SOUTHEASTERN LA.	11/15/17	31	5-10	.500	2-5	.400	4-6	.667	1	5	6	4.0	4	4	4	0	0	0	16	8.0
MIAMI	11/18/17	21	0-3	.000	0-2	.000	2-2	1.000	0	2	2	3.5	2	2	1	0	0	2	6.5	
PITTSBURGH	11/21/17	28	2-4	.500	0-2	.000	0-0	.000	1	4	5	3.8	0	1	0	0	0	4	6.5	
EASTERN KENTUCKY	11/25/17	32	1-3	.333	0-0	.000	0-2	.000	0	2	2	3.5	3	1	0	1	2	2	5.3	
SAINT FRANCIS	11/27/17	26	0-4	.000	0-3	.000	1-2	.500	0	0	0	3.0	2	4	1	0	1	1	4.7	
SOUTHEAST MISSOURI	11/30/17	25	4-8	.500	0-0	.000	1-3	.333	0	2	2	2.9	2	1	1	0	1	3	9	5.3
at Old Dominion	12/03/17	22	0-4	.000	0-1	.000	0-0	.000	1	2	3	2.9	2	4	3	1	1	0	4.7	
at Xavier	12/10/17	26	2-6	.333	1-4	.250	2-2	1.000	0	2	2	2.8	1	3	1	0	1	7	4.9	
HOWARD	12/14/17	22	0-3	.000	0-0	.000	2-2	1.000	0	1	1	2.6	1	4	5	0	1	2	4.6	
OHIO STATE	12/17/17	24	2-7	.286	0-1	.000	1-1	1.000	0	1	1	2.5	2	1	2	0	2	5	4.7	
BOWLING GREEN	12/21/17	17	1-6	.167	1-2	.500	0-0	.000	0	1	1	2.4	1	1	0	1	0	2	3	4.5
at ECU	12/30/17	23	0-1	.000	0-1	.000	0-0	.000	0	2	2	2.4	3	2	3	1	1	0	4.2	
USF	01/03/18	16	0-4	.000	0-0	.000	1-4	.250	0	3	3	2.4	1	1	0	0	1	1	4.0	
at Tulsa	01/06/18	15	3-7	.429	0-0	.000	0-0	.000	2	1	3	2.4	2	1	2	0	2	6	4.1	
at Houston	01/10/18	25	3-5	.600	0-1	.000	1-3	.333	0	3	3	2.5	0	1	1	0	0	7	4.3	
TEMPLE	01/13/18	22	1-3	.333	0-0	.000	6-6	1.000	0	5	5	2.6	1	1	2	0	0	8	4.5	
MEMPHIS	01/21/18	25	0-6	.000	0-2	.000	2-2	1.000	1	2	3	2.6	1	3	1	0	3	2	4.4	
at SMU	01/24/18	19	4-6	.667	2-3	.667	0-0	.000	0	3	3	2.7	2	1	0	0	0	10	4.7	
ECU	01/27/18	31	2-8	.250	0-4	.000	2-2	1.000	2	3	5	2.8	3	7	0	0	0	6	4.7	
UCF	01/30/18	30	2-7	.286	0-2	.000	1-1	1.000	3	4	7	3.0	3	1	1	0	4	5	4.7	
at UConn	02/04/18	29	7-16	.438	5-8	.625	1-2	.500	0	1	1	2.9	3	0	2	0	4	20	5.4	
at Wichita State	02/07/18	26	4-6	.667	1-2	.500	0-0	.000	1	1	2	2.8	2	3	5	0	0	9	5.5	
TULANE	02/10/18	18	3-6	.500	0-1	.000	3-3	1.000	0	2	2	2.8	3	3	0	0	1	9	5.7	
TULSA	02/17/18	28	4-5	.800	1-1	1.000	2-6	.333	1	2	3	2.8	2	0	2	1	1	11	5.9	
at Temple	02/21/18	25	1-6	.167	0-3	.000	0-2	.000	1	5	6	2.9	2	3	1	3	1	2	5.7	
at USF	02/24/18	28	5-9	.556	0-1	.000	4-5	.800	0	6	6	3.0	1	1	1	0	0	14	6.0	
HOUSTON	02/26/18	25	2-9	.222	0-3	.000	1-2	.500	0	1	1	3.0	3	1	3	0	1	5	6.0	
vs Tulsa	03/04/18	23	0-4	.000	0-1	.000	2-4	.500	1	4	5	3.0	0	1	1	0	0	2	5.9	
vs UConn	03/05/18	24	1-9	.111	0-4	.000	0-0	.000	0	4	4	3.1	0	1	2	1	1	2	5.7	
at Michigan State	03/15/18	12	0-2	.000	0-0	.000	1-2	.500	0	1	1	3.0	1	1	0	0	0	1	5.6	
Totals		0	756	61-182	335	13-58	224	44-73	603	16	80	96	30	59	59	49	7	35	179	5.6



ADDAYA MOORE

REDSHIRT SOPHOMORE | GRANITE CITY, ILL. | GRANITE CITY | ILLINOIS

2019-20 Season // Redshirt Sophomore: Totaled five rebounds, four points, and two assists in the season opener vs. Utah (11/5) ... Recorded eight points and eight rebounds vs. Ohio State (11/13) ... Added seven rebounds, five points, and four assists vs. Chattanooga (11/19) ... Notched six points, three rebounds, and two blocks vs. Bucknell (11/28) ... Recorded nine rebounds, eight points, and four assists vs. Miami (OH) (12/8) ... Tallied six points, five rebounds, and three blocks at Xavier (12/14) ... Added six points, six rebounds, three steals, and two assists vs. Pittsburgh (12/21) ... Posted eight rebounds, four points, four assists, and two steals vs. Coppin State (12/30) ... Recorded six rebounds and three assists vs. Houston (1/22).

2018-19 Season // Redshirt Sophomore: Sat out due to NCAA transfer rules.

Prior to UC: In her freshman season at Illinois in 2017-18, played in 19 games ... Scored a season-high 10 points, in just 10 minutes of play, in an 81-52 Illini win over Indiana State ... Posted seven points, an assist, and a steal at New Mexico ... Recorded six points and six rebounds in the 2017-18 regular season finale against Minnesota ... Enjoyed a decorated prep career at Granite City High School in Granite City, Illinois ... Averaged 25.0 points, 9.0 rebounds, 3.0 steals, and 4.2 blocks per game during her senior year ... Earned numerous honors and awards in high school including 2016 First-Team All-Southwestern Conference accolades ... Was stellar during tournament play, garnering two-time Carrollton All-Tournament honors as well as All-Tournament distinctions at Orchard Farm and Jerseyville.

Academics: Majoring in Interdisciplinary Studies.



14

// CAREER HIGHS

Points	8, 2x, last vs. Miami (OH), 12/8/19
Rebounds	9 vs. Miami (OH), 12/8/19
Assists	4, 4x, last vs. Coppin State, 12/30/19
Steals	3 vs. Pittsburgh, 12/21/19
Blocks	3 at Xavier, 12/14/19
Field Goals	4, 2x, last vs. Miami (OH), 12/8/19
FG Attempts	10 vs. UCF, 1/12/20
3-Pt. FG	--
3-Pt. FG Attempts	3 vs. Iowa, 11/27/19
Free Throws	2 vs. Utah, 11/5/19
Free Throw Attempts	2, 2x, last vs. VCU, 12/5/19
Minutes	32 vs. Ohio State, 11/13/19

// MISCELLANEOUS

	2019-20	CAREER
Double Digit Points	--	--
Double Digit Rebounds	--	--
Double-Doubles	--	--
20-Plus Point Games	--	--
Games Led UC in Points	--	--
Games Led UC in Rebounds	3	3
Games Led UC in Assists	1	1

				Total		3-Pointers		Free throws		Rebounds											
Opponent	Date	gs	min	fg-fga	pct	3fg-fga	pct	ft-fa	pct	off	def	tot	avg	pf	a	t/o	blk	stl	pts	avg	
UTAH	11/05/19		22	1-4	.250	0-2	.000	2-2	1.000	2	3	5	5.0	2	2	2	0	0	4	4.0	
SAINT LOUIS	11/10/19		32	1-4	.250	0-2	.000	2-2	1.000	2	3	5	5.0	2	1	1	2	1	4	4.0	
OHIO ST.	11/13/19	*	33	4-8	.500	0-0	.000	0-1	.000	2	6	8	6.0	4	1	1	0	2	8	5.3	
BALL ST.	11/16/19	*	27	0-4	.000	0-0	.000	0-0	.000	0	4	4	5.5	2	4	1	0	1	0	4.0	
CHATTANOOGA	11/19/19	*	30	2-5	.400	0-0	.000	1-2	.500	1	6	7	5.8	1	4	1	1	1	5	4.2	
vs IOWA	11/27/19		23	0-5	.000	0-3	.000	0-0	.000	2	1	3	5.3	1	0	2	1	0	0	3.5	
vs BUCKNELL	11/28/19		15	3-6	.500	0-1	.000	0-0	.000	2	1	3	5.0	1	0	1	2	0	6	3.9	
at VCU	12/05/19	*	16	1-5	.200	0-0	.000	1-2	.500	1	2	3	4.8	3	0	1	1	2	3	3.8	
MIAMI (OH)	12/08/19	*	25	4-7	.571	0-0	.000	0-0	.000	3	6	9	5.2	5	4	0	0	1	8	4.2	
at Xavier	12/14/19	*	23	3-6	.500	0-0	.000	0-0	.000	1	4	5	5.2	2	2	1	3	0	6	4.4	
ALABAMA A&M	12/17/19	*	14	0-5	.000	0-0	.000	0-0	.000	1	1	2	4.9	2	1	2	1	0	0	4.0	
PITTSBURGH	12/21/19		21	3-4	.750	0-1	.000	0-0	.000	0	6	6	5.0	1	2	4	1	3	6	4.2	
COPPIN ST.	12/30/19	*	18	2-5	.400	0-1	.000	0-0	.000	3	5	8	5.2	1	4	0	0	2	4	4.2	
at South Fla.	01/05/20	*	16	1-5	.200	0-0	.000	0-0	.000	1	2	3	5.1	4	0	1	0	0	2	4.0	
at Memphis	01/08/20		22	2-6	.333	0-1	.000	0-0	.000	4	2	6	5.1	2	2	1	1	1	4	4.0	
UCF	01/12/20	*	29	3-10	.300	0-0	.000	0-0	.000	2	3	5	5.1	2	0	0	2	2	6	4.1	
at Tulane	01/18/20	*	23	1-3	.333	1-2	.500	0-0	.000	1	2	3	5.0	2	0	1	1	1	3	4.1	
HOUSTON	01/22/20	*	23	1-3	.333	0-0	.000	0-0	.000	0	6	6	5.1	1	3	1	1	0	2	3.9	
TEMPLE	01/26/20		10	0-3	.000	0-0	.000	0-0	.000	0	2	2	4.9	0	0	1	1	0	0	3.7	
at UConn	01/30/20		12	0-2	.000	0-0	.000	0-0	.000	0	2	2	4.8	2	0	2	0	0	0	3.6	
SOUTH FLA.	02/02/20		25	3-4	.750	0-0	.000	0-1	.000	3	1	4	4.7	1	1	0	0	4	6	3.7	
Totals			12	459	35-104	.337	1-13	.077	6-10	.600	31	68	99	4.7	41	31	24	18	21	77	3.7

Games played: 21
Minutes/game: 21.9
Points/game: 3.7
FG Pct: 33.7
3FG Pct: 7.7
FT Pct: 60.0

Rebounds/game: 4.7
Assists/game: 1.5
Turnovers/game: 1.1
Assist/turnover ratio: 1.3
Steals/game: 1.0
Blocks/game: 0.9

2019-20 CINCINNATI BEARCATS



ANGEL RIZER

SENIOR | ZEBULON, N.C. | EAST WAKE

2019-20 Season // Senior: Recorded a double-double of 10 points and 10 rebounds in the season opener vs. Utah (11/5) ... Notched a double-double with 12 rebounds and 10 points vs. Ohio State (11/13) ... Grabbed 12 rebounds vs. Iowa (11/27) ... Scored 14 points vs. Bucknell (11/28) ... Totaled 13 points, six rebounds, four steals, and three assists at VCU (12/5) ... Added 18 points and seven rebounds vs. Miami (OH) (12/8) ... Tallied 20 points and five steals at Xavier (12/14) ... Scored 20 points vs. Coppin State (12/30) ... Posted 12 points, five rebounds, and two blocks vs. USF (1/5) ... Added 10 points and six assists vs. UCF (1/12) ... Scored 14 points at Tulane (1/18) ... Recorded 13 points and seven assists vs. Houston (1/22) ... Tallied 19 points, seven rebounds, and seven assists vs. Temple (1/26) ... Totaled eight points, seven rebounds, four steals, and two assists at No. 4 UConn (1/30).

2018-19 Season // Junior: Totaled 14 points and six rebounds vs. Old Dominion (11/12) ... Tallied 10 points, seven rebounds, and three assists at Pitt (11/16) ... Led UC with 14 points and six rebounds vs. Lipscomb (11/24) ... Paced the Bearcats with 13 points and six rebounds at Miami (OH) (12/5) ... Grabbed eight rebounds vs. VCU (12/7) ... Posted 10 points, eight rebounds, and four assists vs. Howard (12/21) ... Tallied 13 points and a team-best nine rebounds vs. SMU (1/6) ... Recorded 16 points, six rebounds, and six assists at UCF (1/13) ... Totaled 10 points, five rebounds, and three assists at Tulsa (1/19) ... Added 10 points, six rebounds, and two steals vs. Memphis (1/26) ... Posted 10 rebounds and nine points vs. No. 2 UConn (2/2) ... Tallied 10 points and six rebounds vs. Wichita State (2/10) ... Totaled 11 points at Temple (2/17) ... Recorded 12 points, nine rebounds, and four assists at ECU (2/23) ... Contributed 13 points vs. USF (3/2) ... Posted 15 points, eight rebounds, and four assists at Tulane (3/4) ... Tallied 14 points and eight rebounds in the AAC Championship quarterfinals vs. Memphis (3/9) ... Added 14 points and eight rebounds in the WNIT first round vs. Youngstown State (3/21) ... Posted 14 rebounds and 11 assists vs. Minnesota in the WNIT second round (3/24).

2017-18 Season // Sophomore: Tallied six points and five rebounds vs. Slippery Rock (11/13) ... Totaled seven points and six rebounds vs. Southeastern Louisiana (11/15) ... Recorded a career-high nine rebounds as well as eight points vs. Pittsburgh (11/21) ... Scored a career-high 16 points to go along with six rebounds vs. Saint Francis (11/27) ... Recorded her first-career double-double with game highs of 15 points and 12 rebounds at Xavier (12/10) ... Scored 11 points vs. Howard (12/14) ... Totaled 15 points and eight rebounds vs. No. 13 Ohio State (12/17) ... Tallied 14 points, seven rebounds, and three steals at ECU (12/30) ... Led the Bearcats with 13 points as well as six points vs. No. 22 USF (1/3) ... Posted team highs of 10 points and six rebounds at Tulsa (1/6) ... Totaled 18 points and eight rebounds at Houston (1/10) ... Added 14 points, a team-best eight rebounds, and three assists vs. Temple (1/13) ... Recorded 13 points and six rebounds vs. Memphis (1/21) ...

Notched 11 points and seven rebounds vs. ECU (1/27) ... Scored 15 points and grabbed five rebounds in the AAC quarterfinals vs. Tulsa (3/4).

2016-17 Season // Freshman: Grabbed five rebounds at SEMO in her first game as a Bearcat (11/11) ... posted nine points and five rebounds vs. Arkansas-Pine Bluff (11/29) ... recorded six points and three rebounds vs. Clarion (12/18) ... tallied season highs of 10 points and seven rebounds vs. Chicago State (12/28) ... totaled seven points, four rebounds, and three steals vs. UCF (1/4) ... posted four points and five rebounds vs. SMU (1/17) ... recorded nine points and eight rebounds in her first start of the season at UCF (1/24)

... grabbed five rebounds vs. No. 1 UConn (2/7) ... totaled seven points and three rebounds at Tulane (2/15) ... Scored a season-best 12 points vs. Memphis (2/18).

High School: Two-sport star at East Wake High School – named all-conference in volleyball – parlayed a stellar junior season on the basketball court into All-District honors in the Raleigh, North Carolina area ... named all-conference as both a sophomore and junior and provided strong team leadership as the team's most valuable player the past two seasons ... rated a three-star prospect with a grade of 88 from ESPN and is ranked as the No. 238 recruit in the country by Blue Star Basketball ... earned All-Academic Conference honors as a sophomore and junior.

Academics: Majoring in Health Education -- Exercise & Fitness.



// CAREER HIGHS

Points	20, 2x, last vs. Coppin State, 12/30/19
Rebounds	14 vs. Minnesota, 3/24/19
Assists	7, 2x, last vs. Temple, 1/26/20
Steals	5 at Xavier, 12/14/19
Blocks	4 vs. Bowling Green, 12/21/17
Field Goals	8, 3x, last vs. Temple, 1/26/20
FG Attempts	15 at Pitt, 11/16/18
3-Pt. FG	1, 2x, last at Xavier, 12/14/19
3-Pt. FG Attempts	1, 4x, last vs. Temple, 1/26/20
Free Throws	6, 4x, vs. Coppin State, 12/30/19
Free Throw Attempts	8, 3x, last vs. Minnesota, 3/24/19
Minutes	41 vs. Ohio State, 11/13/19

// MISCELLANEOUS

	2019-20	CAREER
Double Digit Points	12	43
Double Digit Rebounds	3	7
Double-Doubles	2	3
20-Plus Point Games	2	2
Games Led UC in Points	--	7
Games Led UC in Rebounds	5	26
Games Led UC in Assists	8	12

RIZER CAREER STATISTICS

			Total		3-Point		F-Throws		Rebounds											Scoring	
Season	gp-gs	min/avg	fg-fga	pct	fg-fga	pct	ft-fa	pct	off	def	tot	avg	pf	fo	ast	to	blk	stl	pts	avg	
2016-17	29-3	432/14.9	49-97	.505	0-0	.000	23-35	.657	53	56	109	3.8	40	0	6	31	14	8	121	4.2	
2017-18	30-25	680/22.7	102-185	.551	0-0	.000	40-60	.667	69	93	162	5.4	53	2	34	53	18	23	244	8.1	
2018-19	35-35	1086/31.0	126-272	.463	1-2	.500	69-98	.704	103	128	231	6.6	60	0	68	52	9	20	322	9.2	
2019-20	21-21	685/32.6	95-221	.430	1-2	.500	48-58	.828	53	80	133	6.3	45	0	60	46	14	36	239	11.4	
TOTAL	115-84	2883/25.1	372-775	.480	2-4	.500	180-251	.717	278	357	635	5.5	198	2	168	182	55	87	926	8.1	

RIZOR GAME-BY-GAME STATISTICS

2019-20 GAME-BY-GAME STATISTICS

Opponent	Date	min	fg-fga	pct	3fg-fga	pct	ft-fa	pct	off	def	tot	avg	pf	a	t/o	blk	stl	pts	avg		
UTAH	11/05/19	*	34	4-7	.571	0-0	2-4	.500	4	6	10	10.0	2	4	2	0	4	10	10.0		
SAINT LOUIS	11/10/19	*	37	1-6	.167	0-0	0-0	.000	3	4	7	8.5	2	2	1	2	1	2	6.0		
OHIO ST.	11/13/19	*	42	5-11	.455	0-0	0-0	.000	6	6	12	9.7	2	4	3	0	2	10	7.3		
BALL ST.	11/16/19	*	28	3-7	.429	0-0	2-2	1.000	1	3	4	8.3	4	5	1	0	0	8	7.5		
CHATTANOOGA	11/19/19	*	30	2-7	.286	0-0	1-2	.500	3	2	5	7.6	4	2	2	1	2	5	7.0		
vs IOWA	11/27/19	*	35	2-7	.286	0-0	3-4	.750	4	8	12	8.3	1	1	0	1	1	7	7.0		
vs BUCKNELL	11/28/19	*	29	6-11	.545	0-0	2-2	1.000	1	2	3	7.6	3	1	0	0	2	14	8.0		
at VCU	12/05/19	*	35	5-11	.455	0-0	3-3	1.000	1	5	6	7.4	3	3	4	0	4	13	8.6		
MIAMI (OH)	12/08/19	*	26	6-12	.500	0-0	6-6	1.000	3	4	7	7.3	2	2	2	1	1	18	9.7		
at Xavier	12/14/19	*	35	7-13	.538	1-1	1.000	5-6	.833	0	2	2	6.8	2	2	6	1	5	20	10.7	
ALABAMA A&M	12/17/19	*	26	0-10	.000	0-0	6-6	1.000	4	4	8	6.9	2	1	1	1	1	6	10.3		
PITTSBURGH	12/21/19	*	37	4-14	.286	0-0	0-0	.000	3	5	8	7.0	1	5	1	1	3	8	10.1		
COPPIN ST.	12/30/19	*	19	7-11	.636	0-0	6-6	1.000	3	1	4	6.8	0	1	0	1	1	20	10.8		
at South Fla.	01/05/20	*	38	5-9	.556	0-0	2-3	.667	1	4	5	6.6	2	1	2	2	0	12	10.9		
at Memphis	01/08/20	*	13	2-5	.400	0-0	2-2	1.000	2	4	6	6.6	4	0	1	0	0	6	10.6		
UCF	01/12/20	*	34	5-11	.455	0-0	0-0	.000	2	1	3	6.4	3	6	4	1	1	10	10.6		
at Tulane	01/18/20	*	38	6-12	.500	0-0	2-4	.500	3	4	7	6.4	3	3	2	0	1	14	10.8		
HOUSTON	01/22/20	*	34	5-13	.385	0-0	3-4	.750	2	2	4	6.3	2	7	6	0	0	13	10.9		
TEMPLE	01/26/20	*	37	8-13	.615	0-1	3-3	1.000	3	4	7	6.3	1	7	1	0	2	19	11.3		
at UConn	01/30/20	*	40	4-11	.364	0-0	0-0	.000	1	6	7	6.4	1	2	3	0	4	8	11.2		
SOUTH FLA.	02/02/20	*	38	8-20	.400	0-0	0-1	.000	3	3	6	6.3	1	1	4	2	1	16	11.4		
Totals			21	685	95-221	.430	1-2	.500	48-58	.828	53	80	133	6.3	45	60	46	14	36	239	11.4

Games played: 21
Minutes/game: 32.6
Points/game: 11.4
FG Pct: 43.0
3FG Pct: 50.0
FT Pct: 82.8

Rebounds/game: 6.3
Assists/game: 2.9
Turnovers/game: 2.2
Assist/turnover ratio: 1.3
Steals/game: 1.7
Blocks/game: 0.7

2018-19 GAME-BY-GAME STATISTICS

Opponent	Date	gs	min	fg-fga	pct	3fg-fga	pct	ft-fa	pct	off	def	tot	avg	pf	a	t/o	blk	stl	pts	avg	
AUSTIN PEAY	11/06/18	*	26	0-3	.000	0-0	.000	4-4	1.000	2	3	5	5.0	1	2	1	0	0	4	4.0	
ETSU	11/09/18	*	25	2-4	.500	0-0	.000	0-1	.000	1	4	5	5.0	3	1	4	0	0	4	4.0	
OLD DOMINION	11/12/18	*	37	5-11	.455	0-0	.000	4-4	1.000	4	2	6	5.3	1	1	1	0	0	14	7.3	
at Pitt	11/16/18	*	30	5-15	.333	0-1	.000	0-0	.000	5	2	7	5.8	2	3	2	0	1	10	8.0	
at Saint Louis	11/18/18	*	35	1-6	.167	0-0	.000	0-0	.000	1	7	8	6.2	1	0	1	1	0	2	6.8	
YALE	11/21/18	*	32	3-6	.500	0-0	.000	0-0	.000	0	4	4	5.8	0	0	1	0	0	6	6.7	
LIPSCOMB	11/24/18	*	22	7-10	.700	0-0	.000	0-1	.000	4	2	6	5.9	2	0	3	0	0	14	7.7	
at Ball St.	11/28/18	*	32	4-8	.500	0-0	.000	1-4	.250	5	3	8	6.1	1	2	1	1	0	9	7.9	
at Ohio St.	12/02/18	*	28	2-5	.400	0-0	.000	3-8	.375	3	2	5	6.0	2	0	2	0	0	7	7.8	
at Miami (OH)	12/05/18	*	31	6-9	.667	0-0	.000	1-2	.500	4	2	6	6.0	0	1	2	1	0	13	8.3	
VCU	12/07/18	*	34	0-8	.000	0-0	.000	4-4	1.000	5	3	8	6.2	2	3	2	0	1	4	7.9	
XAVIER	12/16/18	*	33	2-11	.182	0-0	.000	2-2	1.000	4	3	7	6.3	1	2	3	0	0	6	7.8	
HOWARD	12/21/18	*	30	4-9	.444	0-0	.000	2-3	.667	3	5	8	6.4	0	4	1	0	0	10	7.9	
SMU	01/06/19	*	32	4-7	.571	0-0	.000	5-6	.833	6	3	9	6.6	2	3	0	1	0	13	8.3	
at UConn	01/09/19	*	34	2-5	.400	0-0	.000	0-0	.000	0	3	3	6.3	2	0	1	0	0	4	8.0	
at UCF	01/13/19	*	37	8-11	.727	0-0	.000	0-0	.000	2	4	6	6.3	0	6	2	1	0	16	8.5	
TEMPLE	01/16/19	*	28	4-8	.500	0-0	.000	1-2	.500	2	5	7	6.4	4	0	1	0	2	9	8.5	
at Tulsa	01/19/19	*	36	5-7	.714	0-0	.000	0-1	.000	1	4	5	6.3	3	3	3	0	1	10	8.6	
HOUSTON	01/23/19	*	38	2-7	.286	0-0	.000	4-7	.571	2	5	7	6.3	1	6	0	0	1	8	8.6	
MEMPHIS	01/26/19	*	22	5-13	.385	0-0	.000	0-0	.000	4	2	6	6.3	1	0	0	1	2	10	8.7	
at USF	1/30/19	*	28	0-0	.000	0-0	.000	0-0	.000	1	4	5	6.2	3	2	0	0	0	0	8.2	
UConn	02/02/19	*	34	4-7	.571	1-1	1.000	0-0	.000	3	7	10	6.4	1	2	0	0	0	9	8.3	
WICHITA ST.	02/10/19	*	30	2-3	.667	0-0	.000	6-7	.857	3	3	6	6.4	2	0	2	0	1	0	10	8.3
at Memphis	02/13/19	*	28	3-5	.600	0-0	.000	3-4	.750	2	1	3	6.3	2	1	0	0	1	9	8.4	
at Temple	02/17/19	*	38	4-7	.571	0-0	.000	3-6	.500	1	3	4	6.2	2	2	1	0	2	11	8.5	
TULSA	02/20/19	*	21	4-5	.800	0-0	.000	1-2	.500	1	6	7	6.2	0	2	1	1	0	9	8.5	
at ECU	02/23/19	*	32	5-10	.500	0-0	.000	2-2	1.000	5	4	9	6.3	1	4	3	0	1	12	8.6	
SOUTH FLA.	03/02/19	*	33	6-7	.857	0-0	.000	1-2	.500	2	2	4	6.2	2	0	2	0	2	13	8.8	
at Tulane	03/04/19	*	31	5-10	.500	0-0	.000	5-5	1.000	6	2	8	6.3	1	4	3	0	0	15	9.0	
vs Memphis	03/09/19	*	26	7-12	.583	0-0	.000	0-0	.000	4	4	8	6.3	3	1	2	0	1	14	9.2	
vs UCF	03/10/19	*	36	3-9	.333	0-0	.000	2-2	1.000	4	3	7	6.4	4	2	2	0	0	8	9.1	
YOUNGSTOWN ST.	03/21/19	*	29	5-14	.357	0-0	.000	4-4	1.000	3	5	8	6.4	1	1	1	0	3	14	9.3	
MINNESOTA	03/24/19	*	31	3-6	.500	0-0	.000	5-8	.625	4	10	14	6.6	4	2	2	0	0	11	9.3	
BUTLER	03/28/19	*	34	3-6	.500	0-0	.000	5-5	1.000	3	5	8	6.7	2	4	1	0	1	11	9.4	
at TCU	03/31/19	*	33	1-8	.125	0-0	.000	1-2	.500	3	1	4	6.6	3	1	1	0	1	3	9.2	
Totals		35	1086	126-272	.463	1-2	.500	69-98	.704	103	128	231	6.6	60	68	52	9	20	322	9.2	

Games played: 35
Minutes/game: 31.0
Points/game: 9.2
FG Pct: 46.3
3FG Pct: 50.0
FT Pct: 70.4

Rebounds/game: 6.6
Assists/game: 1.9
Turnovers/game: 1.5
Assist/turnover ratio: 1.3
Steals/game: 0.6
Blocks/game: 0.3

2017-18 GAME-BY-GAME STATISTICS

Opponent	Date	min	fg-fga	pct	3fg-fga	pct	ft-fa	pct	off	def	tot	avg	pf	a	t/o	blk	stl	pts	avg	
at ETSU	11/10/17	* 12	1-1	1.000	0-0	.000	0-0	.000	2	3	5	5.0	4	0	5	0	1	2	2.0	
SLIPPERY ROCK	11/13/17	* 14	3-7	.429	0-0	.000	0-1	.000	3	2	5	5.0	2	0	1	0	0	6	4.0	
SOUTHEASTERN LA.	11/15/17	* 21	3-5	.600	0-0	.000	1-1	1.000	0	6	6	5.3	1	0	2	1	0	7	5.0	
MIAMI	11/18/17	* 19	2-3	.667	0-0	.000	3-4	.750	1	1	2	4.5	2	0	1	0	0	7	5.5	
PITTSBURGH	11/21/17	* 22	2-6	.333	0-0	.000	4-8	.500	5	4	9	5.4	2	2	1	0	0	8	6.0	
EASTERN KENTUCKY	11/25/17	* 18	3-5	.600	0-0	.000	0-0	.000	1	1	2	4.8	2	1	4	1	0	6	6.0	
SAINT FRANCIS	11/27/17	* 21	6-7	.857	0-0	.000	4-4	1.000	5	1	6	5.0	5	2	1	0	1	16	7.4	
SOUTHEAST MISSOURI	11/30/17	* 26	2-4	.500	0-0	.000	0-0	.000	3	2	5	5.0	2	2	3	0	1	4	7.0	
at Old Dominion	12/03/17	* 20	1-1	1.000	0-0	.000	0-1	.000	2	1	3	4.8	5	2	1	0	1	2	6.4	
at Xavier	12/10/17	* 34	6-11	.545	0-0	.000	3-3	1.000	6	6	12	5.5	1	1	0	1	3	15	7.3	
HOWARD	12/14/17	* 23	5-5	1.000	0-0	.000	1-1	1.000	0	2	2	5.2	2	2	0	0	3	11	7.6	
OHIO STATE	12/17/17	* 25	7-12	.583	0-0	.000	1-2	.500	4	4	8	5.4	0	2	3	1	0	15	8.3	
BOWLING GREEN	12/21/17	* 23	3-6	.500	0-0	.000	2-2	1.000	1	4	5	5.4	1	1	2	4	0	8	8.2	
at ECU	12/30/17	* 29	5-10	.500	0-0	.000	4-6	.667	3	4	7	5.5	4	0	3	1	3	14	8.6	
USF	01/03/18	* 23	6-11	.545	0-0	.000	1-1	1.000	3	3	6	5.5	1	0	4	0	0	13	8.9	
at Tulsa	01/06/18	* 27	4-6	.667	0-0	.000	2-2	1.000	3	3	6	5.6	1	1	3	0	0	10	9.0	
at Houston	01/10/18	* 35	8-12	.667	0-0	.000	2-2	1.000	3	5	8	5.7	1	1	2	0	0	18	9.5	
TEMPLE	01/13/18	* 35	6-10	.600	0-0	.000	2-7	.286	5	3	8	5.8	3	3	2	1	0	14	9.8	
MEMPHIS	01/21/18	* 27	6-8	.750	0-0	.000	1-2	.500	2	4	6	5.8	3	1	2	1	1	13	9.9	
at SMU	01/24/18	* 31	4-12	.333	0-0	.000	0-0	.000	3	7	10	6.1	2	3	2	3	1	8	9.9	
ECU	01/27/18	* 35	5-8	.625	0-0	.000	1-2	.500	2	5	7	6.1	1	0	4	0	0	11	9.9	
UCF	01/30/18	* 29	1-4	.250	0-0	.000	0-0	.000	1	4	5	6.0	0	3	1	1	0	2	9.5	
TULANE	02/10/18	9	1-1	1.000	0-0	.000	2-2	1.000	0	2	2	5.9	1	1	1	1	0	4	9.3	
TULSA	02/17/18	9	1-3	.333	0-0	.000	3-4	.750	3	2	5	5.8	1	1	0	0	1	5	9.1	
at Temple	02/21/18	15	1-3	.333	0-0	.000	0-0	.000	2	2	4	5.8	3	2	0	0	1	2	8.8	
at USF	02/24/18	16	0-0	.000	0-0	.000	0	.000	0	2	2	5.6	0	0	1	1	0	0	8.5	
HOUSTON	02/26/18	19	1-4	.250	0-0	.000	1-2	.500	3	3	6	5.6	2	1	0	1	3	3	8.3	
vs Tulsa	03/04/18	* 22	7-10	.700	0-0	.000	1-1	1.000	2	3	5	5.6	1	2	0	0	0	15	8.5	
vs UConn	03/05/18	* 19	1-5	.200	0-0	.000	1-2	.500	0	3	3	5.5	1	0	2	0	1	3	8.3	
at Michigan State	03/15/18	* 22	1-5	.200	0-0	.000	0-0	.000	1	1	2	5.4	0	1	0	0	2	2	8.1	
Totals		25	680	102-185	.551	0-0	.000	40-60	.667	69	93	162	5.4	53	34	53	18	23	244	8.1

2019-20 CINCINNATI BEARCATS



SAM RODGERS

SENIOR | CINCINNATI, OHIO | LAKOTA EAST

2019-20 Season // Senior: Added 12 points and three assists vs. Chattanooga (11/19) ... Totaled 14 points, five rebounds, and three assists vs. Iowa (11/27) ... Recorded eight points, six rebounds, five assists, and three steals vs. Miami (OH) (12/8) ... Notched 11 points, eight rebounds, and six assists at Xavier (12/14) ... Scored 16 points, including four 3-pointers, vs. Alabama A&M (12/17) ... Recorded 15 points, four rebounds, four assists, and three steals vs. Pittsburgh (12/21) ... Scored 10 points at USF (1/5) ... Added 10 points and six assists vs. UCF (1/12) ... Posted 12 points and five rebounds vs. Houston (1/22) ... Tallied 13 points, 10 rebounds, and six assists vs. Temple (1/26).

posted season-best 13 points at No. 20 Temple (2/25).

High School: Catalyst in leading the Lakota East Thunderhawks to a 19-7 overall record and a third-place finish in the always-challenging Greater Miami Conference (GMC) ... named First Team All-GMC, selected to the District 15 All-Star Team, and was Honorable Mention 2015 Associated Press Southwest All-District ... put a dent in the East record book with most three-pointers in a game (5) and became the second all-time leading shot blocker in program history ... graded as an 88 and a three-star recruit by ESPN and rated as No. 297 in the country by Blue Star Basketball.

Academics: Majoring in Dietetics.

11

// CAREER HIGHS

Points	23 vs. Butler, 3/28/19
Rebounds	10 vs. Temple, 1/26/20
Assists	6, 5x, last vs. Temple, 1/26/20
Steals	4, 2x, last vs. Wichita State, 2/10/19
Blocks	2, 2x, last vs. Alabama A&M, 12/17/19
Field Goals	8 vs. Butler, 3/28/19
FG Attempts	16 vs. SMU, 1/6/19
3-Pt. FG	5, 2x, last vs. Butler, 3/28/19
3-Pt. FG Attempts	12 vs. SMU, 1/6/19
Free Throws	5, 2x, last vs. Butler, 3/28/19
Free Throw Attempts	8 vs. Butler, 3/28/19
Minutes	40, 4x, last at Memphis, 1/8/20

// MISCELLANEOUS

	2019-20	CAREER
Double Digit Points	9	32
Double Digit Rebounds	1	1
Double-Doubles	1	1
20-Plus Point Games	--	2
Games Led UC in Points	--	2
Games Led UC in Rebounds	2	5
Games Led UC in Assists	6	19

2018-19 Season // Junior: Scored 10 points in the season opener vs. Austin Peay (11/6) ... Totaled seven points and seven rebounds vs. Yale (11/21) ... Tallied seven points, six assists, five rebounds, and two steals vs. Lipscomb (11/24) ... Led UC with 14 points and four steals at Ohio State (12/2) ... Scored 11 points at Miami (OH) (12/5) ... Added 14 points vs VCU (12/7) ... Posted 14 points and four rebounds vs. Xavier (12/16) ... Scored 20 points -- including five made 3-pointers vs. SMU (1/6) ... Tallied 12 points at Tulsa (1/19) ... Totaled 14 points, six rebounds, and five assists vs. Memphis (1/26) ... Posted eight points and four assists vs. No. 2 UConn (2/2) ... Recorded 15 points -- including four made 3-pointers -- at Memphis (2/13) ... Totaled 11 points, six rebounds, and six assists vs. USF (3/2) ... Added 11 points at Tulane (3/4) ... Scored 10 points in the AAC Championship quarterfinals vs. Memphis (3/9) ... Recorded 13 points in the AAC Championship semifinals vs. UCF (3/10) ... Totaled 10 points, seven rebounds, and five assists vs. Youngstown State in the WNIT first round (3/21) ... Added 18 points, four assists, and two steals in the WNIT second round vs. Minnesota (3/24) ... Scored 23 points, including five 3-pointers, in the WNIT third round vs. Butler (3/28).

2017-18 Season // Sophomore: Scored eight points vs. Southeastern Louisiana (11/15) ... Totaled seven points and two rebounds at Old Dominion (12/3) ... Recorded five points and three rebounds vs. No. 13 Ohio State (12/17) ... Posted 11 points and seven rebounds vs. Bowling Green (12/21) ... Tallied 11 points, five rebounds, four assists, and two steals at Houston (1/10) ... Totaled six points and four rebounds vs. Memphis (1/21) ... Scored nine points at SMU (1/24) ... Recorded 12 points, four rebounds, and two assists vs. Tulane (2/10) ... Tallied seven points, two assists, and two steals vs. Tulsa (2/17) ... Netted seven points at Temple (2/21) ... Totaled career highs of 16 points and seven rebounds vs. Houston (2/26).

2016-17 Season // Freshman: Scored 12 points -- including a pair of three-pointers -- at SEMO in her first game as a Bearcat (11/11) ... totaled 11 points, including three three-pointers, vs. Arkansas-Pine Bluff (11/29) ... scored three points vs. Tulane (1/28) ... made three three-pointers vs. No. 1 UConn (2/7) ...



RODGERS CAREER STATISTICS

			Total		3-Point		F-Throws		Rebounds											Scoring	
Season	gp-gs	min/avg	fg-fga	pct	fg-fga	pct	ft-fa	pct	off	def	tot	avg	pf	fo	ast	to	blk	stl	pts	avg	
2016-17	19-1	272/14.3	25-75	.333	14-47	.298	4-4	1.000	4	19	23	1.2	17	0	15	12	1	6	68	3.6	
2017-18	29-29	658/22.7	48-144	.333	26-70	.371	24-24	1.000	6	64	70	2.4	37	0	40	24	2	12	146	5.0	
2018-19	32-32	1092/34.1	99-289	.343	54-151	.358	41-53	.774	12	114	126	3.9	66	1	87	56	7	35	293	9.2	
2019-20	21-21	766/36.5	59-193	.306	31-103	.301	32-43	.744	3	88	91	4.3	58	2	67	41	8	27	181	8.6	
TOTAL	101-83	2788/27.6	231-701	.330	125-371	.337	101-124	.815	25	285	310	3.1	178	3	209	133	18	80	688	6.8	

RODGERS GAME-BY-GAME STATISTICS

2019-20 GAME-BY-GAME STATISTICS

Opponent	Date	min	fg	fga	pctl	3fg	3fga	pctl	ft	fta	pctl	off	def	tot	avgl	pf	a	tio	blk	stl	pts	avg
UTAH	11/05/19	*	37	2-9	.222	1-4	.250	1-2	.500	0	6	6	6.0	2	3	2	0	1	1	6	6.0	
SAINT LOUIS	11/10/19	*	36	1-12	.083	0-5	.000	1-2	.500	1	4	5	5.5	3	2	0	0	2	3	4.5		
OHIO ST.	11/13/19	*	45	1-10	.100	1-7	.143	1-2	.500	0	2	2	4.3	3	3	1	1	3	4	4.3		
BALL ST.	11/16/19	*	31	1-8	.125	1-4	.250	2-2	1.000	0	3	3	4.0	3	0	3	0	2	5	4.5		
CHATTANOOGA	11/19/19	*	36	4-5	.800	2-3	.667	2-2	1.000	0	2	2	3.6	1	3	4	0	0	12	6.0		
vs IOWA	11/27/19	*	37	5-14	.357	2-10	.200	2-2	1.000	0	5	5	3.8	2	3	2	0	1	14	7.3		
at BUCKNELL	11/28/19	*	40	1-13	.077	0-4	.000	0-0	.000	0	4	4	3.9	4	2	0	0	1	2	6.6		
at VCU	12/05/19	*	38	1-4	.250	1-2	.500	3-4	.750	0	4	4	3.9	4	0	5	0	1	6	6.5		
MIAMI (OH)	12/08/19	*	30	3-8	.375	1-3	.333	1-2	.500	0	6	6	4.1	1	5	2	1	3	8	6.7		
at Xavier	12/14/19	*	40	5-9	.556	1-2	.500	0-0	.000	0	8	8	4.5	1	6	3	0	1	11	7.1		
ALABAMA A&M	12/17/19	*	36	6-9	.667	4-5	.800	0-0	.000	0	3	3	4.4	0	2	0	2	1	16	7.9		
PITTSBURGH	12/21/19	*	39	6-12	.500	1-4	.250	2-2	1.000	0	4	4	4.3	3	4	3	0	3	15	8.5		
COPPIN ST.	12/30/19	*	25	2-8	.250	2-6	.333	0-0	.000	1	3	4	4.3	0	4	0	0	1	6	8.3		
at South Fla.	01/05/20	*	39	3-12	.250	3-6	.500	1-2	.500	1	2	3	4.2	4	3	4	0	1	10	8.4		
at Memphis	01/08/20	*	40	1-8	.125	1-6	.167	4-5	.800	0	4	4	4.2	3	4	1	0	2	7	8.3		
UCF	01/12/20	*	31	3-8	.375	3-6	.500	1-2	.500	0	3	3	4.1	4	6	4	0	0	10	8.4		
at Tulane	01/18/20	*	37	2-12	.167	1-9	.111	3-4	.750	0	5	5	4.2	4	3	1	0	2	8	8.4		
HOUSTON	01/22/20	*	36	4-9	.444	3-5	.600	1-2	.500	0	5	5	4.2	2	2	0	1	0	12	8.6		
TEMPLE	01/26/20	*	40	3-6	.500	2-4	.500	5-6	.833	0	10	10	4.5	5	6	1	1	0	13	8.8		
at UConn	01/30/20	*	40	1-6	.167	1-3	.333	0-0	.000	0	3	3	4.5	4	3	3	0	1	3	8.6		
SOUTH FLA.	02/02/20	*	33	4-11	.364	0-5	.000	2-2	1.000	0	2	2	4.3	5	3	2	1	1	10	8.6		
Totals			21	766	59-193	.306	31-103	.301	32-43	.744	3	88	91	4.3	58	67	41	8	27	181	8.6	

Games played: 21
Minutes/game: 36.5
Points/game: 8.6
FG Pct: 30.6
3FG Pct: 30.1
FT Pct: 74.4

Rebounds/game: 4.3
Assists/game: 3.2
Turnovers/game: 2.0
Assist/turnover ratio: 1.6
Steals/game: 1.3
Blocks/game: 0.4

2018-19 GAME-BY-GAME STATISTICS

Opponent	Date	min	fg-fga	pctl	3fg-fga	pctl	ft-fa	pctl	off	def	tot	avgl	pf	a	tio	blk	stl	pts	avg		
AUSTIN PEAY	11/06/18	*	30	4-10	.400	1-3	.333	1-2	.500	0	2	2	2.0	0	3	0	0	1	10	10.0	
ETSU	11/09/18	*	13	1-5	.200	1-2	.500	2-2	1.000	1	2	3	2.5	0	0	1	0	1	5	7.5	
YALE	11/21/18	*	32	2-12	.167	1-3	.333	2-2	1.000	0	7	7	4.0	3	1	0	0	1	7	7.3	
LIPSCOMB	11/24/18	*	37	2-9	.222	1-5	.200	2-2	1.000	0	5	5	4.3	1	6	3	1	2	7	7.3	
at Ball St.	11/28/18	*	32	4-11	.364	0-4	.000	0-0	.000	0	2	2	3.8	4	4	1	0	1	8	7.4	
at Ohio St.	12/02/18	*	38	5-11	.455	1-4	.250	3-3	1.000	0	4	4	3.8	1	3	1	0	4	14	8.5	
at Miami (OH)	12/05/18	*	36	3-8	.375	1-3	.333	4-4	1.000	0	2	2	3.6	0	2	3	0	0	11	8.9	
VCU	12/07/18	*	33	3-8	.375	3-6	.500	5-6	.833	0	3	3	3.5	4	1	0	0	2	14	9.5	
XAVIER	12/16/18	*	37	5-14	.357	2-7	.286	2-2	1.000	0	4	4	3.6	2	1	1	0	0	14	10.0	
HOWARD	12/21/18	*	32	0-4	.000	0-2	.000	2-4	.500	1	3	4	3.6	2	4	2	1	1	2	9.2	
SMU	01/06/19	*	40	7-16	.438	5-12	.417	1-2	.500	0	1	1	3.4	1	2	2	2	1	20	10.2	
at UConn	01/09/19	*	30	0-7	.000	0-2	.000	0-0	.000	0	4	4	3.4	5	2	4	0	0	0	9.3	
at UCF	01/13/19	*	38	2-8	.250	2-7	.286	0-0	.000	1	2	3	3.4	4	2	7	0	1	6	9.1	
TEMPLE	01/16/19	*	36	1-7	.143	0-3	.000	2-2	1.000	1	4	5	3.5	1	3	2	0	2	4	8.7	
at Tulsa	01/19/19	*	38	4-7	.571	2-3	.667	2-4	.500	0	1	1	3.3	2	1	3	0	1	12	8.9	
HOUSTON	01/23/19	*	21	1-6	.167	1-4	.250	0-0	.000	0	4	4	3.4	4	1	2	1	0	3	8.6	
MEMPHIS	01/26/19	*	37	5-12	.417	4-10	.400	0-0	.000	1	5	6	3.5	0	5	1	1	0	14	8.9	
at USF	1/30/19	*	37	1-8	.125	1-6	.167	0-0	.000	1	4	5	3.6	1	1	1	0	0	3	8.6	
UCONN	02/02/19	*	30	3-8	.375	2-5	.400	0-0	.000	0	2	2	3.5	4	4	1	0	0	8	8.5	
WICHITA ST.	02/10/19	*	33	1-8	.125	0-3	.000	0-0	.000	0	5	5	3.6	3	3	2	0	4	2	8.2	
at Memphis	02/13/19	*	39	5-10	.500	4-7	.571	1-2	.500	0	3	3	3.6	2	3	2	0	1	15	8.5	
at Temple	02/17/19	*	36	2-8	.250	2-4	.500	0-0	.000	0	4	4	3.6	3	4	0	0	2	6	8.4	
TULSA	02/20/19	*	30	3-9	.333	1-5	.200	0-0	.000	1	4	5	3.7	0	4	2	0	1	7	8.3	
at ECU	02/23/19	*	38	1-5	.200	1-4	.250	0-0	.000	0	5	5	3.7	3	4	0	0	2	3	8.1	
SOUTH FLA.	03/02/19	*	36	4-8	.500	2-3	.667	1-2	.500	0	6	6	3.8	2	6	2	0	0	11	8.2	
at Tulane	03/04/19	*	35	3-10	.300	1-6	.167	4-4	1.000	0	4	4	3.8	3	3	0	0	1	11	8.3	
vs Memphis	03/09/19	*	30	4-5	.800	2-3	.667	0-0	.000	1	2	3	3.8	0	2	1	0	0	10	8.4	
vs UCF	03/10/19	*	36	4-12	.333	3-6	.500	2-4	.500	0	2	2	3.7	1	2	4	0	1	13	8.6	
YOUNGSTOWN ST.	03/21/19	*	38	3-8	.375	2-2	1.000	2-2	1.000	2	5	7	3.8	2	5	0	0	0	10	8.6	
MINNESOTA	03/24/19	*	40	7-13	.538	3-5	.600	1-2	.500	0	3	3	3.8	2	4	2	0	2	18	8.9	
BUTLER	03/28/19	*	40	8-15	.533	5-8	.625	2-2	1.000	1	5	6	3.9	2	1	3	1	1	23	9.4	
at TCU	03/31/19	*	34	1-7	.143	0-4	.000	0-0	.000	1	5	6	3.9	4	0	3	0	2	2	9.2	
Totals			32	1092	99-289	.343	54-151	.358	41-53	.774	12	114	126	3.9	66	87	56	7	35	293	9.2

Games played: 32
Minutes/game: 34.1
Points/game: 9.2
FG Pct: 34.3
3FG Pct: 35.8
FT Pct: 77.4

Rebounds/game: 3.9
Assists/game: 2.7
Turnovers/game: 1.8
Assist/turnover ratio: 1.6
Steals/game: 1.1
Blocks/game: 0.2

2017-18 GAME-BY-GAME STATISTICS

Opponent	Date	gs	min	fg-fga	pctl	3fg-fga	pctl	ft-fa	pctl	off	def	tot	avgl	pf	a	tio	blk	stl	pts	avg
at ETSU	11/10/17 *	20	1-3	.333	1-3	.333	0-0	.000	0	1	1	1.0	3	2	1	0	0	0	3	3.0
SLIPPERY ROCK	11/13/17 *	15	1-2	.500	1-2	.500	0-0	.000	0	0	0	0.5	0	2	1	0	0	1	3	3.0
SOUTHEASTERN LA.	11/15/17 *	9	2-3	.667	2-2	1.000	2-2	1.000	0	1	1	0.7	1	0	0	0	0	0	8	4.7
MIAMI	11/18/17 *	5	1-2	.500	1-1	1.000	0-0	.000	0	0	0	0.5	0	0	0	0	0	0	3	4.3
SOUTHEAST MISSOURI	11/30/17 *	19	0-4	.000	0-1	.000	0-0	.000	1	2	3	1.0	2	1	2	1	0	0	0	3.4
at Old Dominion	12/03/17 *	30	3-6	.500	1-3	.333	0-0	.000	0	2	2	1.2	1	1	0	1	0	1	7	4.0
at Xavier	12/10/17 *	25	1-4	.250	0-1	.000	0-0	.000	0	1	1	1.1	0	1	0	0	0	0	2	3.7
HOWARD	12/14/17 *	14	1-3	.333	1-2	.500	3-3	1.000	0	0	0	1.0	1	1	0	1	0	1	6	4.0
OHIO STATE	12/17/17 *	19	2-4	.500	1-2	.500	0-0	.000	0	3	3	1.2	1	1	0	0	0	0	5	4.1
BOWLING GREEN	12/21/17 *	28	4-6	.667	3-3	1.000	0-0	.000	0	7	7	1.8	2	0	1	0	0	0	11	4.8
at ECU	12/30/17 *	29	2-5	.400	1-2	.500	0-0	.000	0	4	4	2.0	0	1	1	0	0	0	5	4.8
USF	01/03/18 *	34	0-4	.000	0-2	.000	2-2	1.000	0	1	1	1.9	2	2	0	0	0	1	2	4.6
at Tulsa	01/06/18 *	31	1-8	.125	1-6	.167	0-0	.000	0	2	2	1.9	2	1	1	0	0	0	3	4.5
at Houston	01/10/18 *	32	4-11	.364	1-5	.200	2-2	1.000	0	5	5	2.1	1	4	1	0	2	2	11	4.9
TEMPLE	01/13/18 *	22	1-5	.200	1-4	.250	0-0	.000	0	2	2	2.1	1	1	1	0	0	0	3	4.8
MEMPHIS	01/21/18 *	26	2-8	.250	1-3	.333	1-1	1.000	2	2	4	2.3	1	1	0	0	1	1	6	4.9
at SMU	01/24/18 *	29	2-7	.286	1-6	.167	4-4	1.000	0	2	2	2.2	4	2	1	0	0	0	9	5.1
ECU	01/27/18 *	18	1-3	.333	0-1	.000	0-0	.000	0	1	1	2.2	1	2	1	0	0	0	2	4.9
UCF	01/30/18 *	14	0-2	.000	0-1	.000	0-0	.000	0	2	2	2.2	1	0	2	0	0	0	0	4.7
at UConn	02/04/18 *	12	0-1	.000	0-1	.000	0-0	.000	0	0	0	2.1	1	1	0	0	0	0	0	4.5
at Wichita State	02/07/18 *	19	0-4	.000	0-2	.000	2-2	1.000	0	1	1	2.0	2	0	0	1	0	0	2	4.3
TULANE	02/10/18 *	29	5-9	.556	2-4	.500	0-0	.000	0	4	4	2.1	2	2	2	2	0	1	12	4.7
TULSA	02/17/18 *	30	2-2	1.000	1-1	1.000	2-2	1.000	0	1	1	2.0	0	2	0	0	2	7	4.8	
at Temple	02/21/18 *	23	3-7	.429	1-2	.500	0-0	.000	0	2	2	2.0	0	2	1	0	0	0	7	4.9
at USF	02/24/18 *	7	0-1	.000	0-0	.000	0-0	.000	0	0	0	2.0	0	1	1	0	0	0	0	4.7
HOUSTON	02/26/18 *	31	5-9	.556	2-2	1.000	4-4	1.000	1	6	7	2.2	1	1	3	0	1	1	16	5.1
vs Tulsa	03/04/18 *	34	2-6	.333	1-3	.333	0-0	.000	0	6	6	2.3	1	3	0	0	0	0	5	5.1
vs UConn	03/05/18 *	29	1-9	.111	1-3	.333	0-0	.000	1	4	5	2.4	3	2	1	0	1	0	3	5.0
at Michigan State	03/15/18 *	25	1-6	.167	1-2	.500	2-2	1.000	1	2	3	2.4	3	2	2	0	0	0	5	5.0
Totals		29	658	48-144	.333	26-70	.371	24-24	1.000	6	64	70	2.4	37	40	24	2	12	146	5.0



FLORENCE SIFA

SENIOR | BUJUMBURA, BURUNDI | JACKSONVILLE COLLEGE

2019-20 Season // Senior: Scored eight points vs. Iowa (11/27) ... Added seven points and two steals at VCU (12/5) ... Recorded 10 points, four assists, three rebounds, and two steals vs. Miami (OH) (12/8) ... Notched 18 points and three assists vs. Alabama A&M (12/17) ... Added eight points and three rebounds vs. Temple (1/26) ... Totaled eight points, three rebounds, and two assists at No. 4 UConn (1/30).

2018-19 Season // Junior: Scored a game-best 14 points in the season opener vs. Austin Peay (11/6) ... Totaled 15 points and six rebounds vs. ETSU (11/9) ... Tallied eight points, six rebounds, and two assists at St. Louis (11/18) ... Added 13 points and four steals vs. Lipscomb (11/24) ... Scored 10 points vs. Xavier (12/16) ... Totaled eight points, three rebounds, and two steals at Tulsa (1/19) ... Recorded 10 points vs. Houston (1/23) ... Posted 10 points, four rebounds, and three assists vs. Memphis (1/26) ... Tallied 12 points, four assists, and three steals vs. Wichita State (2/10) ... Scored 15 points at Memphis (2/13) ... Added 10 points and nine rebounds at Temple (2/17) ... Recorded 14 points, seven rebounds, and six steals vs. Tulsa (2/20) ... Totaled 17 points and five rebounds at ECU (2/23) ... Scored 10 points in the AAC Championship quarterfinals vs. Memphis (3/9).

Prior to UC: Averaged 17.9 points, 5.6 rebounds, and 3.1 assists per game in 2017-18 at Jacksonville College ... NJCAA Region XIV All-Conference honoree as well as an All-Academic awardee ... Represented her home country on the Burundian national team during the Women's Africa Championship Cup.

Academics: Earned an Associate of Science degree at Jacksonville College ... Majoring in Interdisciplinary Studies at UC.



30

// CAREER HIGHS

Points	18 vs. Alabama A&M, 12/17/19
Rebounds	9 at Temple, 2/17/19
Assists	5 at TCU, 3/31/19
Steals	6 vs. Tulsa, 2/20/19
Blocks	2, 2x, last vs. UCF, 3/10/19
Field Goals	9 vs. Alabama A&M, 12/17/19
FG Attempts	20 vs. Alabama A&M, 12/17/19
3-Pt. FG	1 vs. Iowa, 11/27/19
3-Pt. FG Attempts	1 vs. Iowa, 11/27/19
Free Throws	4, 5x, last vs. Tulsa, 2/20/19
Free Throw Attempts	6 at Saint Louis, 11/18/18
Minutes	34 at ECU, 2/23/19

// MISCELLANEOUS

	2019-20	CAREER
Double Digit Points	2	14
Double Digit Rebounds	--	--
Double-Doubles	--	--
20-Plus Point Games	--	--
Games Led UC in Points	1	3
Games Led UC in Rebounds	--	2
Games Led UC in Assists	1	3

Opponent	Date	gs	min	Total		3-Pointers		Free throws		Rebounds								pts	avg
				fg-fga	pct	3fg-fga	pct	ft-fa	pct	off	def	tot	avg	pf	a	t/o	blk	stl	
UTAH	11/05/19	*	17	3-5	.600	0-0	.000	0-0	.000	1	1	2	2.0	5	1	1	0	1	6
SAINT LOUIS	11/10/19	*	5	1-2	.500	0-0	.000	0-0	.000	0	0	0	1.0	2	0	1	0	0	2
vs IOWA	11/27/19	*	17	3-8	.375	1-1	1.000	1-2	.500	1	1	2	1.3	5	0	0	0	0	8
vs BUCKNELL	11/28/19	*	12	1-3	.333	0-0	.000	0-0	.000	0	2	2	1.5	1	1	0	1	0	2
at VCU	12/05/19	*	30	3-4	.750	0-0	.000	1-1	1.000	0	2	2	1.6	3	1	2	1	2	7
MIAMI (OH)	12/08/19	*	21	5-7	.714	0-0	.000	0-0	.000	1	2	3	1.8	3	4	4	0	2	10
ALABAMA A&M	12/17/19	*	31	9-20	.450	0-0	.000	0-1	.000	1	1	2	1.9	0	3	1	0	3	18
TEMPLE	01/26/20	*	14	4-9	.444	0-0	.000	0-2	.000	2	1	3	2.0	5	1	1	0	1	8
at UConn	01/30/20	*	28	4-7	.571	0-1	.000	0-0	.000	2	1	3	2.1	4	2	3	1	1	8
SOUTH FLA.	02/02/20	*	23	2-6	.333	0-0	.000	2-2	1.000	2	2	4	2.3	3	1	2	0	0	6
Totals			198	35-71	.493	1-2	.500	4-8	.500	10	13	23	2.3	31	14	15	3	10	75

Games played: 10
Minutes/game: 19.8
Points/game: 7.5
FG Pct: 49.3
3FG Pct: 50.0
FT Pct: 50.0

Rebounds/game: 2.3
Assists/game: 1.4
Turnovers/game: 1.5
Assist/turnover ratio: 0.9
Steals/game: 1.0
Blocks/game: 0.3

SIFA CAREER STATISTICS

Season	gp-gs	min/avg	Total		3-Point		F-Throws		Rebounds										Scoring	
			fg-fga	pct	fg-fga	pct	ft-fa	pct	off	def	tot	avg	pf	fo	ast	to	blk	stl	pts	avg
2018-19	33-12	667/20.2	98-220	.445	0-0	.000	42-65	.646	48	54	102	3.1	88	3	43	80	7	36	238	7.2
2019-20	10-10	198/19.8	35-71	.493	1-2	.500	4-8	.500	10	13	23	2.3	31	3	14	15	3	10	75	7.5
TOTAL	43-22	865/20.1	133-291	.457	1-2	.500	46-73	.630	58	67	125	2.9	119	6	57	95	10	46	313	7.3

2019-20 CINCINNATI BEARCATS



23

// CAREER HIGHS

Points	35 vs. Houston, 1/22/20
Rebounds	18 vs. Xavier, 12/16/18
Assists	6, 2x, last at Xavier, 12/14/19
Steals	3 vs. Howard, 12/21/18
Blocks	4, 3x, last vs. Butler, 3/28/19
Field Goals	14 vs. Houston, 1/22/20
FG Attempts	22 vs. Houston, 1/22/20
3-Pt. FG	1, 3x, last at Wichita State, 2/7/18
3-Pt. FG Attempts	2 vs. Memphis, 1/21/18
Free Throws	11 vs. Ohio State, 11/13/19
Free Throw Attempts	13 vs. Ohio State, 11/13/19
Minutes	39 vs. Ohio State, 11/13/19

// MISCELLANEOUS

	2019-20	CAREER
Double Digit Points	19	58
Double Digit Rebounds	6	15
Double-Doubles	6	14
30-Plus Point Games	2	2
20-Plus Point Games	8	13
Games Led UC in Points	10	25
Games Led UC in Rebounds	12	43
Games Led UC in Assists	3	6

IIMAR'I THOMAS

JUNIOR | OAKLAND, CALIF. | SACRED HEART CATHEDRAL PREP

2019-20 Season // Junior: Totaled 19 points and eight rebounds in the season opener vs. Utah (11/5) ... Posted a double-double of 16 points and 12 rebounds vs. Saint Louis (11/10) ... Scored a career-high 25 points, to go along with 12 rebounds, vs. Ohio State (11/13) ... Added a career-high 29 points vs. Chattanooga (11/19) ... Notched a double-double of 20 points and 13 rebounds vs. Iowa (11/27) ... Added 24 points, eight rebounds, four assists and three blocks vs. Miami (OH) (12/8) ... Tallied 25 points, eight rebounds, and six assists at Xavier (12/14) ... Led UC with 17 points vs. Pittsburgh (12/21) ... Joined the UC women's basketball 1,000-point club with 21 points vs. Coppin State (12/30) ... Scored 23 points at USF (1/5) ... Netted 23 points and 14 rebounds at Memphis (1/8) ... Posted 32 points vs. UCF (1/12) ... Netted a career-high 35 points vs. Houston (1/22) ... Added 19 points and seven rebounds vs. Temple (1/26).

2018-19 Season // Sophomore: Totaled 10 points and seven rebounds in the season opener vs. Austin Peay (11/6) ... Totaled 10 points and seven rebounds vs. Old Dominion (11/12) ... Led UC with 12 points at Pitt (11/16) ... Scored a team-best 13 points at St. Louis (11/18) ... Recorded double-double of 14 points and 10 rebounds vs. Yale (11/21) ... Scored 10 points at Ohio State (12/2) ... Tallied 12 points and four rebounds at Miami (OH) (12/5) ... Added team bests of 20 points and nine rebounds vs. VCU (12/7) ... Led all scorers and rebounders with 20 points and 18 rebounds vs. Xavier (12/16) ... Totaled 23 points, 17 rebounds, six assists, and three steals vs. Howard (12/21) ... Scored game-best 22 points vs. SMU (1/6) ... Posted double-double of 22 points and 10 rebounds vs. Temple (1/16) ... Tallied 18 points and 10 rebounds at Tulsa (1/19) ... Added 16 points and eight rebounds vs. Houston (1/23) ... Scored 19 points with 9-of-9 shooting from the field vs. Memphis (1/26) ... Led UC with 19 points and seven rebounds at USF (1/30) ... Totaled 19 points and nine rebounds vs. Wichita State (2/10) ... Recorded 12 points and seven rebounds at Memphis (2/13) ... Added 15 points, nine rebounds, four assists, and four blocks at Temple (2/17) ... Totaled 13 points and nine rebounds vs. USF (3/2) ... Notched double-double of 18 points and 12 rebounds at Tulane (3/4) ... Tallied 12 points and eight rebounds in the AAC Championship quarterfinals vs. Memphis (3/9) ... Recorded 16 points and eight rebounds in the AAC Championship semifinals vs. UCF (3/10) ... Notched 13 points and eight rebounds in the WNIT quarterfinals at TCU (3/31).

2017-18 Season // Freshman: Totaled 19 points and eight rebounds in her collegiate debut at ETSU (11/10) ... Tallied 18 points, five rebounds, two assists, and two blocks vs. Slippery Rock (11/13) ... Posted first collegiate double-double with 15 points and 10 rebounds vs. Southeastern Louisiana (11/15) ... Recorded 13 points and seven rebounds vs. Miami (OH) (11/18) ... Totaled 14 points and five rebounds vs. Eastern Kentucky (11/25) ... Posted 12 points and seven rebounds vs. Southeast Missouri (11/30) ... Tallied double-double with 19 points and 11 rebounds vs. Howard (12/14) ... Notched 15 points and nine rebounds vs. No. 13 Ohio State (12/17) ... Totaled 14 points and five rebounds at ECU (12/30) ... Scored 12 points vs. No. 22 USF (1/3) ... Contributed 11 points, six rebounds, and three assists at Houston (1/10) ... Tallied 14 points, seven rebounds, and three assists vs. Temple (1/13) ... Grabbed a game-high 13 rebounds vs. Memphis (1/21) ... Totaled eight points, five

rebounds, and two assists at No. 1 UConn (2/4) ... Posted 14 points and five rebounds at Wichita State (2/7) ... Scored a game-high 18 points vs. Tulane (2/10) ... Recorded nine rebounds and eight points at No. 18 USF (2/24) ... Tallied 10 points, five rebounds, and two assists vs. Tulsa in the AAC quarterfinals (3/4) ... Named 2018 AAC Freshman of the Year.

High School: Averaged 25.0 ppg & 13.4 rpg as a senior at Sacred Heart Cathedral Prep ... Named West Catholic Athletic League (WCAL) Player of the Year, San Francisco Chronicle Player of the Year, Sportstar Magazine NorCal Player of the Year, and NorCalPreps.com NorCal Player of the Year in 2017 ... First Team All-Metro Bay Area selection and a Second Team All-State pick ... Helped lead Sacred Heart to a 2016 California Division III State Championship ... An 1,000-point career scorer at Sacred Heart ... Ranked as a five-star recruit by NorCal Preps and a three-star recruit by ESPN ... Chose UC over Providence.

Personal: Majoring in exploratory studies ... Entered high school at 12 years old and began college at 16 ... Cousin of former NBA player Rod Higgins ... Fluent in American Sign Language.

Academics: Majoring in Sport Administration.



THOMAS CAREER STATISTICS

CROFTS CAREER STATISTICS																					
			Total		3-Point		F-Throws		Rebounds											Scoring	
Season	gp-gs	min/avg	fg-fga	pct	fg-fga	pct	ft-fa	pct	off	def	tot	avg	pf	fo	ast	to	blk	stl	pts	avg	
2017-18	32-1	673/21.0	126-214	.589	3-14	.214	55-75	.733	60	132	192	6.0	48	0	35	37	24	13	310	9.7	
2018-19	35-24	1011/28.9	189-313	.604	0-0	.000	74-103	.718	89	163	252	7.2	64	1	63	49	43	27	452	12.9	
2019-20	21-20	702/33.4	162-274	.591	0-5	.000	89-111	.802	76	99	175	8.3	45	0	45	39	17	14	413	19.7	
TOTAL	88-45	2386/27.1	477-801	.596	3-19	.158	218-289	.754	225	394	619	7.0	157	1	143	125	84	54	1175	13.4	

THOMAS GAME-BY-GAME STATISTICS

2019-20 GAME-BY-GAME STATISTICS

Opponent	Date	gs	min	fg	3fg	pct	ft	pct	off	def	tot	avg	pf	a	t/o	blk	stl	pts	avg		
UTAH	11/05/19	*	33	7-13	538	0-0	.000	5-6	.833	3	5	8	8.0	0	1	0	1	0	19	19.0	
SAINT LOUIS	11/10/19	*	32	7-15	467	0-0	.000	2-2	1.000	7	5	12	10.0	3	1	0	1	0	16	17.5	
OHIO ST.	11/13/19	*	39	7-19	368	0-1	.000	11-13	.846	8	4	12	10.7	2	3	4	0	2	25	20.0	
BALL ST.	11/16/19	*	32	6-10	600	0-0	.000	1-1	1.000	4	5	9	10.3	2	1	2	1	0	13	18.3	
CHATTANOOGA	11/19/19	*	36	12-18	667	0-0	.000	5-7	.714	4	3	7	9.6	3	3	1	1	0	29	20.4	
vs IOWA	11/27/19	*	36	10-12	833	0-0	.000	0-0	.000	8	5	13	10.2	1	1	2	1	0	20	20.3	
vs BUCKNELL	11/28/19	*	29	3-8	375	0-2	.000	2-5	.400	2	5	7	9.7	1	0	2	0	0	8	18.6	
at VCU	12/05/19	*	35	5-8	625	0-0	.000	6-6	1.000	1	5	6	9.3	3	0	2	0	1	16	18.3	
MIAMI (OH)	12/08/19	*	26	10-14	714	0-0	.000	4-5	.800	4	4	8	9.1	1	4	2	3	1	24	18.9	
at Xavier	12/14/19	*	36	9-16	563	0-0	.000	7-8	.875	3	5	8	9.0	3	6	1	2	1	25	19.5	
ALABAMA A&M	12/17/19	*	27	5-11	455	0-0	.000	6-7	.857	3	5	8	8.9	4	2	4	0	1	16	19.2	
PITTSBURGH	12/21/19	*	33	8-14	571	0-0	.000	1-1	1.000	3	2	5	8.6	4	2	2	0	1	17	19.0	
COPPIN ST.	12/30/19	*	19	10-15	667	0-0	.000	1-2	.500	2	4	6	8.4	0	1	1	1	1	21	19.2	
at South Fla.	01/05/20	*	36	10-14	714	0-0	.000	3-5	.600	2	5	7	8.3	3	0	6	1	0	23	19.4	
at Memphis	01/08/20	*	39	8-12	667	0-0	.000	7-8	.875	2	12	14	8.7	1	3	1	0	1	23	19.7	
UCF	01/12/20	*	37	12-13	923	0-0	.000	8-8	1.000	5	3	8	8.6	2	4	2	1	0	32	20.4	
at Tulane	01/18/20	*	37	3-10	300	0-1	.000	6-8	.750	6	5	11	8.8	4	3	2	1	1	12	19.9	
HOUSTON	01/22/20	*	34	14-22	636	0-0	.000	7-8	.875	4	6	10	8.8	1	2	1	2	1	35	20.8	
TEMPLE	01/26/20	*	37	9-11	818	0-1	.000	1-3	.333	2	5	7	8.7	4	3	3	0	1	19	20.7	
at UConn	01/30/20	*	36	4-11	364	0-0	.000	4-4	1.000	0	2	2	8.4	1	3	0	0	2	12	20.3	
SOUTH FLA.	02/02/20	*	33	3-8	375	0-0	.000	2-4	.500	3	4	7	8.3	2	2	1	0	1	8	19.7	
Totals			20	702	162-274	.591	0-5	.000	89-111	.802	76	99	175	8.3	45	45	39	17	14	413	19.7

Games played: 21
Minutes/game: 33.4
Points/game: 19.7
FG Pct: 59.1
3FG Pct: 0.0
FT Pct: 80.2

Rebounds/game: 8.3
Assists/game: 2.1
Turnovers/game: 1.9
Assist/turnover ratio: 1.2
Steals/game: 0.7
Blocks/game: 0.8

2018-19 GAME-BY-GAME STATISTICS

Opponent	Date	gs	min	fg-fga	pctl	3fg-fga	pctl	ft-fa	pctl	off	def	tot	avg	pf	a	t/o	blk	stl	pts	avg	
AUSTIN PEAY	11/06/18		22	5-6	.833	0-0	.000	0-0	.000	1	6	7	7.0	2	0	2	0	0	10	10.0	
ETSU	11/09/18		30	3-8	.375	0-0	.000	0-0	.000	1	7	8	7.5	1	0	0	0	1	2	6	8.0
OLD DOMINION	11/12/18		27	4-9	.444	0-0	.000	2-2	1.000	2	5	7	7.3	5	0	3	1	0	10	8.7	
at Pitt	11/16/18		22	3-4	.750	0-0	.000	6-9	.667	1	2	3	6.3	3	0	1	1	0	12	9.5	
at Saint Louis	11/18/18	*	32	6-10	.600	0-0	.000	1-2	.500	2	1	3	5.6	3	1	2	0	0	13	10.2	
YALE	11/21/18		28	7-8	.875	0-0	.000	0-0	.000	3	7	10	6.3	1	4	3	4	0	14	10.8	
LIPSCOMB	11/24/18		11	0-1	.000	0-0	.000	2-2	1.000	2	2	4	6.0	2	0	2	0	0	2	9.6	
at Ball St.	11/28/18		21	2-2	1.000	0-0	.000	0-2	.000	1	3	4	5.8	0	1	0	0	0	4	8.9	
at Ohio St.	12/02/18		24	5-9	.556	0-0	.000	0-0	.000	2	1	3	5.4	3	0	3	0	1	10	9.0	
at Miami (OH)	12/05/18		16	5-6	.833	0-0	.000	2-3	.667	2	2	4	5.3	1	0	0	0	0	12	9.3	
VCU	12/07/18	*	30	8-12	.667	0-0	.000	4-6	.667	3	6	9	5.6	1	1	0	0	0	20	10.3	
XAVIER	12/16/18	*	32	8-11	.727	0-0	.000	4-7	.571	8	10	18	6.7	1	4	0	0	1	20	11.1	
HOWARD	12/21/18	*	26	10-11	.909	0-0	.000	3-4	.750	4	13	17	7.5	0	6	1	1	3	23	12.0	
SMU	01/06/19	*	34	11-16	.688	0-0	.000	0-0	.000	1	4	5	7.3	1	1	0	1	2	22	12.7	
at UConn	01/09/19	*	32	4-8	.500	0-0	.000	1-2	.500	1	3	4	7.1	2	1	4	1	1	9	12.5	
at UCF	01/13/19	*	27	3-8	.375	0-0	.000	2-2	1.000	2	6	8	7.1	1	2	2	1	0	8	12.2	
TEMPLE	01/16/19	*	26	8-13	.615	0-0	.000	6-7	.857	2	8	10	7.3	1	2	1	2	2	22	12.8	
at Tulsa	01/19/19	*	34	8-11	.727	0-0	.000	2-4	.500	3	7	10	7.4	2	2	5	3	1	18	13.1	
HOUSTON	01/23/19	*	30	7-12	.583	0-0	.000	2-2	1.000	4	4	8	7.5	1	2	2	2	1	16	13.2	
MEMPHIS	01/26/19	*	28	9-9	1.000	0-0	.000	1-2	.500	1	2	3	7.3	3	1	0	1	1	19	13.5	
at USF	1/30/19	*	38	9-14	.643	0-0	.000	1-1	1.000	5	2	7	7.2	2	1	1	3	1	19	13.8	
UCONN	02/02/19	*	31	1-7	.143	0-0	.000	2-4	.500	2	2	4	7.1	2	0	1	1	0	4	13.3	
WICHITA ST.	02/10/19	*	29	8-13	.615	0-0	.000	3-5	.600	3	6	9	7.2	3	3	0	1	0	19	13.6	
at Memphis	02/13/19	*	29	5-10	.500	0-0	.000	2-2	1.000	3	4	7	7.2	2	2	0	0	2	12	13.5	
at Temple	02/17/19	*	37	6-13	.462	0-0	.000	3-6	.500	1	8	9	7.2	2	4	2	4	0	15	13.6	
TULSA	02/20/19	*	27	3-8	.375	0-0	.000	3-4	.750	1	3	4	7.1	2	2	2	0	0	9	13.4	
at ECU	02/23/19		30	2-6	.333	0-0	.000	3-4	.750	3	1	4	7.0	1	2	1	1	1	7	13.1	
SOUTH FLA.	03/02/19	*	32	4-10	.400	0-0	.000	5-5	1.000	2	7	9	7.1	2	1	1	1	1	13	13.1	
at Tulane	03/04/19	*	34	7-11	.636	0-0	.000	4-6	.667	5	7	12	7.2	1	3	4	2	2	18	13.3	
vs Memphis	03/09/19	*	32	6-10	.600	0-0	.000	0-0	.000	2	6	8	7.3	2	3	2	2	1	12	13.3	
vs UCF	03/10/19	*	36	6-9	.667	0-0	.000	4-4	1.000	5	3	8	7.3	2	2	0	1	2	16	13.4	
YOUNGSTOWN ST.	03/21/19		24	3-6	.500	0-0	.000	1-1	1.000	2	4	6	7.3	3	4	1	1	0	7	13.2	
MINNESOTA	03/24/19	*	32	2-4	.500	0-0	.000	2-2	1.000	2	5	7	7.2	2	1	0	2	1	6	12.9	
BUTLER	03/28/19	*	34	5-7	.714	0-0	.000	2-2	1.000	3	2	5	7.2	3	1	4	1	12	12.9		
at TCU	03/31/19	*	34	6-11	.545	0-0	.000	1-1	1.000	4	4	8	7.2	2	4	2	1	0	13	12.9	
Totals		24	1011	189-313	.604	0-0	.000	74-103	.718	89	163	252	7.2	64	63	49	43	27	452	12.9	

Games played: 35
Minutes/game: 28.9
Points/game: 12.9
FG Pct: 60.4
FT Pct: 71.8

Rebounds/game: 7.2
Assists/game: 1.8
Turnovers/game: 1.4
Assist/turnover ratio: 1.3
Steals/game: 0.8
Blocks/game: 1.2

2017-18 GAME-BY-GAME STATISTICS

Opponent	Date	gs	min	fg-fga	pct	3fg-fga	pct	ft-fa	pct	off	def	tot	avg	pf	a	t/o	blk	stl	pts	avg
at ETSU	11/10/17	*	28	8-12	.667	0-0	.000	3-7	.429	4	4	8	8.0	3	1	3	0	0	19	19.0
SLIPPERY ROCK	11/13/17		23	7-10	.700	0-0	.000	4-6	.667	2	3	5	6.5	0	2	1	2	1	18	18.5
SOUTHEASTERN LA.	11/15/17		20	6-6	1.000	0-0	.000	3-5	.600	1	9	10	7.7	0	1	0	1	0	15	17.3
MIAMI	11/18/17		21	4-6	.667	0-1	.000	5-6	.833	1	6	7	7.5	2	2	0	0	2	13	16.3
PITTSBURGH	11/21/17		19	1-4	.250	0-0	.000	1-2	.500	1	4	5	7.0	1	0	3	0	1	3	13.6
EASTERN KENTUCKY	11/25/17		26	6-11	.545	1-1	1.000	1-2	.500	2	3	5	6.7	1	1	2	0	14	13.7	
SAINT FRANCIS	11/27/17		23	2-6	.333	0-1	.000	4-4	1.000	4	2	6	6.6	1	0	1	0	0	8	12.9
SOUTHEAST MISSOURI	11/30/17		21	4-5	.800	0-0	.000	4-4	1.000	2	5	7	6.6	1	0	2	1	0	12	12.8
at Old Dominion	12/03/17		20	1-2	.500	0-1	.000	2-2	1.000	1	1	2	6.1	3	0	0	1	0	4	11.8
at Xavier	12/10/17		24	2-7	.286	0-0	.000	1-1	1.000	2	2	4	5.9	2	0	2	1	2	5	11.1
HOWARD	12/14/17		21	7-12	.583	0-0	.000	5-7	.714	4	7	11	6.4	1	1	0	1	1	19	11.8
OHIO STATE	12/17/17		22	6-6	1.000	1-1	1.000	2-4	.500	3	6	9	6.6	1	0	2	0	0	15	12.1
BOWLING GREEN	12/21/17		20	4-9	.444	0-1	.000	0-0	.000	1	2	3	6.3	2	1	0	1	0	8	11.8
at ECU	12/23/17		21	7-11	.636	0-0	.000	0-0	.000	1	4	5	6.2	2	0	1	1	0	14	11.9
USF	10/13/18		25	4-9	.444	0-1	.000	4-5	.800	2	3	5	6.1	1	1	2	1	0	12	11.9
at Tulsa	11/06/18		17	4-5	.800	0-0	.000	1-1	1.000	3	0	3	5.9	1	1	2	1	0	9	11.8
at Houston	11/10/18		22	4-7	.571	0-1	.000	3-4	.750	1	5	6	5.9	2	3	0	0	0	11	11.7
TEMPLE	11/13/18		23	7-9	.778	0-1	.000	0-0	.000	1	6	7	6.0	3	3	3	0	1	14	11.8
MEMPHIS	11/21/18		22	4-9	.444	0-2	.000	1-1	1.000	4	9	13	6.4	3	1	2	1	0	9	11.7
at SMU	11/24/18		15	0-0	.000	0-0	.000	0-0	.000	1	1	1	6.1	1	1	1	1	0	0	0.11
ECU	11/27/18		22	4-7	.571	0-0	.000	1-2	.500	1	4	5	6.0	3	2	3	1	1	9	11.0
UCF	11/30/18		21	3-5	.600	0-0	.000	2-2	1.000	1	2	3	5.9	1	0	2	0	0	8	10.9
at UConn	02/04/18		14	3-6	.500	0-0	.000	2-2	1.000	2	3	5	5.9	0	2	0	0	0	8	10.7
at Wichita State	02/07/18		21	5-5	1.000	1-1	1.000	3-4	.750	0	5	5	5.8	3	1	1	1	1	14	10.9
TULANE	02/10/18		23	9-10	.900	0-0	.000	0-0	.000	3	5	8	5.9	1	2	1	2	1	18	11.2
TULSA	02/17/18		25	4-10	.400	0-1	.000	1-2	.500	3	6	9	6.0	1	2	0	1	0	9	11.1
at Temple	02/21/18		16	0-3	.000	0-1	.000	0-0	.000	1	7	8	6.1	3	2	0	0	1	0	10.7
at USF	02/24/18		22	4-5	.800	0-0	.000	1-1	1.000	2	7	9	6.2	2	0	4	1	0	8	10.6
HOUSTON	02/26/18		20	2-4	.500	0-0	.000	0-0	.000	1	6	7	6.2	0	1	0	2	0	4	10.3
vs Tulsa	03/04/18		22	4-8	.500	0-0	.000	2-2	1.000	2	3	5	6.2	0	2	0	1	0	10	10.3
vs UConn	03/05/18		17	0-2	.000	0-0	.000	0-0	.000	3	2	5	6.2	2	1	0	0	0	0	10.0
at Michigan State	03/15/18		17	0-3	.000	0-0	.000	0-0	.000	1	0	1	6.0	1	1	0	1	0	1	9.7
Totals		1	673	126-214	.589	3-14	.214	55-75	.733	60	132	192	6.0	48	35	37	24	13	310	9.7

2019-20 CINCINNATI BEARCATS



JANA ABDULLAH

FRESHMAN | ALEXANDRIA, EGYPT | KING INTEGRATED AMERICAN SCHOOL

Prior to UC: Graduate of the NBA Academy Women's Program ... Brings a plethora of international experience to Clifton ... Top scorer in the Egyptian Junior League ... Led the Egyptian National Team to a third-place finish in the 2017 FIBA Africa Championships ... Represented Egypt in the Junior Olympics in 3-on-3 competition ... Helped the U18 National Team to a FIBA Women's African Championship in 2018.

Academics: Majoring in Exploratory Studies.

Opponent	Date	gs	min	Total		3-Pointers		Free throws		Rebounds				pf	a	t/o	blk	stl	pts	avg
				fg-fga	pct	3fg-fga	pct	ft-fa	pct	off	def	tot	avg							
COPPIN ST.	12/30/19	3		0-0	.000	0-0	.000	0-0	.000	0	0	0	0.0	0	0	1	0	0	0	0.0
Totals		0	3	0-0	.000	0-0	.000	0-0	.000	0	0	0	0.0	0	0	1	0	0	0	0.0

Games played: 1
Minutes/game: 3.0

Turnovers/game: 1.0

5



SOFIA GRITZALI

FRESHMAN | THESSALONIKI, GREECE | HELLENIC COLLEGE OF THESSALONIKI

2019-20 Season // Freshman: Scored four points vs. Ball State (11/16) ... Grabbed five rebounds vs. Alabama A&M (12/17).

Prior to UC: Leading scorer for her team throughout her high school career ... Guided Hellenic College of Thessaloniki to three-straight northern Greece championships, two national high school championship runner-up finishes, and a national title as a junior ... Part of multiple championship teams at the club level with Aris Basketball Club of the northern Greek league where she was the leading scorer four-consecutive years and set all time and single-game (59 points) scoring

records ... Member of the Greek national team the last three years ... Represented Greece with the national high school team at the world high school championship in 2019.

Academics: Majoring in Business Pathways.

Opponent	Date	gs	min	Total		3-Pointers		Free throws		Rebounds				pf	a	t/o	blk	stl	pts	avg
				fg-fga	pct	3fg-fga	pct	ft-fa	pct	off	def	tot	avg							
BALL ST.	11/16/19	8		2-2	1.000	0-0	.000	0-0	.000	0	1	1	1.0	2	0	0	0	0	4	4.0
MIAMI (OH)	12/08/19	3		1-1	1.000	1-1	1.000	0-0	.000	0	1	1	1.0	0	0	1	0	0	3	3.5
ALABAMA A&M	12/17/19	12		0-1	.000	0-0	.000	1-2	.500	3	2	5	2.3	3	1	2	0	1	1	2.7
PITTSBURGH	12/21/19	8		0-2	.000	0-0	.000	0-0	.000	1	1	2	2.3	1	0	0	0	0	0	2.0
COPPIN ST.	12/30/19	8		0-0	.000	0-0	.000	1-2	.500	1	2	3	2.4	0	1	0	0	1	1	1.8
Totals		0	39	3-6	.500	1-1	1.000	2-4	.500	5	7	12	2.4	6	2	3	0	2	9	1.8

Games played: 5
Minutes/game: 7.8
Points/game: 1.8
FG Pct: 50.0
3FG Pct: 100.0
FT Pct: 50.0

Rebounds/game: 2.4
Assists/game: 0.4
Turnovers/game: 0.6
Assist/turnover ratio: 0.7
Steals/game: 0.4

33

2019-20 CINCINNATI BEARCATS



50

NESMA KHALIFA

SOPHOMORE | ALEXANDRIA, EGYPT | KGC KAWMYA GIRLS COLLEGE | TALLAHASSEE CC

2019-20 Season // Freshman: Totaled six rebounds and two blocks vs. Bucknell (11/28) ... Added six points and three rebounds vs. Miami (OH) (12/8) ... Tallied four points and two assists at Xavier (12/14) ... Recorded four points and three rebounds vs. Coppin State (12/30) ... Scored five points vs. Houston (1/22).

... Brings a plethora of international experience to Clifton ... Top scorer in the Egyptian Junior League ... Led the Egyptian National Team to a third-place finish in the 2017 FIBA Africa Championships ... Represented Egypt in the Junior Olympics in 3-on-3 competition ... Helped the U18 National Team to a FIBA Women's African Championship in 2018.

Prior to UC: Graduate of the NBA Academy Women's Program

Academics: Majoring in Exploratory Studies.

Opponent	Date	gs	min	Total		3-Pointers		Free throws		Rebounds				pf	a	t/o	blk	stl	pts	avg	
				fg-fga	pct	3fg-fga	pct	ft-fa	pct	off	def	tot	avg								
UTAH	11/05/19	*	5	0-0	.000	0-0	.000	0-0	.000	0	0	0	0.0	1	0	1	0	0	0.0		
SAINT LOUIS	11/10/19		7	0-1	.000	0-0	.000	0-0	.000	0	1	1	0.5	2	1	0	0	0	0.0		
OHIO ST.	11/13/19		2	0-1	.000	0-1	.000	0-0	.000	0	0	0	0.3	0	0	0	0	0	0.0		
BALL ST.	11/16/19		8	1-1	1.000	0-0	.000	0-0	.000	1	1	2	0.8	1	0	1	2	0	2	0.5	
CHATTANOOGA	11/19/19		4	0-0	.000	0-0	.000	0-0	.000	0	0	0	0.6	2	0	0	0	0	0	0.4	
vs IOWA	11/27/19		1	0-0	.000	0-0	.000	0-0	.000	0	0	0	0.5	0	0	1	0	0	0	0.3	
vs BUCKNELL	11/28/19		11	1-3	.333	0-1	.000	0-0	.000	1	5	6	1.3	1	1	0	2	0	2	0.6	
at VCU	12/05/19		5	0-0	.000	0-0	.000	0-0	.000	0	0	0	1.1	2	0	0	0	0	0	0.5	
MIAMI (OH)	12/08/19		9	3-3	1.000	0-0	.000	0-1	.000	0	3	3	1.3	3	0	1	1	1	6	1.1	
at Xavier	12/14/19	*	13	2-4	.500	0-1	.000	0-0	.000	0	0	0	1.2	0	2	0	0	0	4	1.4	
ALABAMA A&M	12/17/19		6	0-0	.000	0-0	.000	0-0	.000	0	0	0	1.1	1	0	0	0	0	0	1.3	
PITTSBURGH	12/21/19		4	0-0	.000	0-0	.000	0-0	.000	0	1	1	1.1	1	1	0	0	0	0	1.2	
COPPIN ST.	12/30/19		13	2-6	.333	0-0	.000	0-0	.000	1	2	3	1.2	0	1	1	0	0	4	1.4	
at South Fla.	01/05/20		3	0-0	.000	0-0	.000	0-0	.000	0	0	0	1.1	0	1	0	0	0	0	1.3	
at Memphis	01/08/20		4	0-1	.000	0-0	.000	0-0	.000	0	0	0	1.1	0	0	2	0	0	0	1.2	
UCF	01/12/20		1	0-1	.000	0-0	.000	0-0	.000	0	0	0	1.0	0	0	0	0	1	0	1.1	
HOUSTON	01/22/20		7	2-2	1.000	1-1	1.000	0-0	.000	0	0	0	0.9	0	0	0	0	0	5	1.4	
TEMPLE	01/26/20		1	0-0	.000	0-0	.000	0-0	.000	0	1	1	0.9	0	0	0	0	0	0	1.3	
SOUTH FLA.	02/02/20		2	0-1	.000	0-1	.000	0-0	.000	0	0	0	0.9	0	0	0	0	0	0	1.2	
Totals			2	106	11-24	.458	1-5	.200	0-1	.000	3	14	17	0.9	14	7	7	5	2	23	1.2

Games played: 19
Minutes/game: 5.6
Points/game: 1.2
FG Pct: 45.8
3FG Pct: 20.0

Rebounds/game: 0.9
Assists/game: 0.4
Turnovers/game: 0.4
Assist/turnover ratio: 1.0
Steals/game: 0.1



2

ALEAH NELSON

FRESHMAN | NOTTINGHAM, MD. | MCDONOGH

2019-20 Season // Freshman: Totaled four rebounds and two assists vs. Bucknell (11/28) ... Recorded two points, two assists, and two rebounds vs. Miami (OH) (12/8) ... Dished out three assists vs. Alabama A&M (12/17) ... Added three points, two assists, and two rebounds vs. Pittsburgh (12/21) ... Scored four points at Memphis (1/8) ... Totaled six points, three assists, three rebounds vs. Temple (1/26).

Prior to UC: Ranked No. 202 in the All-Star Girls Report ... Averaged 12.1 points, 4.6 rebounds, and 3.1 assists per game as a junior at McDonogh ... Second Team Baltimore Sun All-Metro selection ... U.S. Junior Nationals All-Star.

Academics: Majoring in Communication.

		Total			3-Pointers		Free throws		Rebounds											
Opponent	Date	gs	min	fg-fga	pct	3fg-fga	pct	ft-fa	pct	off	def	tot	avg	pf	a	t/o	blk	stl	pts	avg
SAINT LOUIS	11/10/19		8	1-3	.333	0-1	.000	0-0	.000	0	0	0	0.0	1	0	0	0	0	2	2.0
OHIO ST.	11/13/19		3	0-0	.000	0-0	.000	0-0	.000	0	0	0	0.0	0	0	0	0	0	0	1.0
CHATTANOOGA	11/19/19		8	0-1	.000	0-0	.000	0-0	.000	0	0	0	0.0	1	0	0	0	1	0	0.7
vs IOWA	11/27/19		4	1-1	1.000	0-0	.000	0-0	.000	0	0	0	0.0	2	0	0	0	1	2	1.0
vs BUCKNELL	11/28/19		14	1-3	.333	0-0	.000	0-0	.000	1	3	4	0.8	0	2	0	0	0	2	1.2
at VCU	12/05/19		5	0-0	.000	0-0	.000	0-0	.000	1	0	1	0.8	2	0	0	0	0	0	1.0
MIAMI (OH)	12/08/19		13	1-2	.500	0-1	.000	0-0	.000	1	1	2	1.0	0	2	1	0	0	2	1.1
at Xavier	12/14/19		8	0-0	.000	0-0	.000	0-0	.000	0	1	1	1.0	0	2	0	0	0	0	1.0
ALABAMA A&M	12/17/19		19	0-0	.000	0-0	.000	0-0	.000	0	2	2	1.1	1	3	0	0	0	0	0.9
PITTSBURGH	12/21/19		10	1-1	1.000	1-1	1.000	0-0	.000	1	1	2	1.2	0	2	1	0	0	3	1.1
COPPIN ST.	12/30/19		22	1-1	1.000	1-1	1.000	0-0	.000	0	3	3	1.4	2	2	0	0	1	3	1.3
at South Fla.	01/05/20		8	0-0	.000	0-0	.000	0-0	.000	0	0	0	1.3	1	1	0	0	0	0	1.2
at Memphis	01/08/20		18	1-3	.333	0-2	.000	2-2	1.000	1	1	2	1.3	1	1	0	0	1	4	1.4
UCF	01/12/20		5	0-0	.000	0-0	.000	0-0	.000	0	1	1	1.3	0	1	0	0	0	0	1.3
at Tulane	01/18/20		7	0-0	.000	0-0	.000	0-0	.000	1	0	1	1.3	1	0	0	0	0	0	1.2
HOUSTON	01/22/20		10	0-0	.000	0-0	.000	0-0	.000	0	1	1	1.3	0	0	1	0	0	0	1.1
TEMPLE	01/26/20		20	2-4	.500	2-3	.667	0-0	.000	0	3	3	1.4	2	3	0	0	0	6	1.4
at UConn	01/30/20		3	0-0	.000	0-0	.000	0-0	.000	0	0	0	1.3	1	0	0	0	0	0	1.3
Totals		0	185	9-19	.474	4-9	.444	2-2	1.000	6	17	23	1.3	15	19	3	0	4	24	1.3

Games played: 18
Minutes/game: 10.3
Points/game: 1.3
FG Pct: 47.4
3FG Pct: 44.4
FT Pct: 100.0

Rebounds/game: 1.3
Assists/game: 1.1
Turnovers/game: 0.2
Assist/turnover ratio: 6.3
Steals/game: 0.2

2019-20 CINCINNATI BEARCATS



15

ARAME NIANG

REDSHIRT JUNIOR | RUFISQUE, SENEGAL | KANSAI GAIDAI UNIV. | WESTERN KENTUCKY

Prior to UC: Played in 33 games for the Hilltoppers in 2018-19 ... Averaged 5.7 points and 3.6 rebounds in 15.3 minutes per game ... Scored 12 points and grabbed three rebounds in the season opener at Oklahoma ... Had a season-best performance of 15 points and 13 rebounds vs. Morgan State ... Sat out the 2017-18 season at WKU to satisfy NCAA requirements after transferring from Kansai Gaidai University in Hirakata, Japan.

Academics: Majoring in Interdisciplinary Studies.



3

JADA SCOTT

FRESHMAN | TOWNSEND, GA. | FREDERICA ACADEMY

2019-20 Season // Freshman: Added three rebounds and an assist vs. Alabama A&M (12/17) ... Totaled eight points and two assists vs. Pittsburgh (12/21).

Prior to UC: Ranked as the No. 39 wing in the country by ESPN ... Averaged 10.1 rebounds and 9.8 points per game as a junior at Frederica ... Brunswick News Coastal Georgia All-Area Second Team honoree ... Garnered Georgia Independent

School Association (GISA) 3A All-State and All-Region accolades.

Personal: Twin sister of Jadyn Scott ... Sister of Bearcats men's basketball forward Trevon Scott.

Academics: Majoring in Exploratory Studies.

Opponent	Date	gs	min	Total		3-Pointers		Free throws		Rebounds				pf	a	t/o	blk	stl	pts	avg
				fg-fga	pct	3fg-fga	pct	ft-fa	pct	off	def	tot	avg							
at VCU	12/05/19	6	0-0	.000	0-0	.000	0-0	.000	0	1	1	1.0	1	0	0	0	0	0	0	0.0
MIAMI (OH)	12/08/19	9	1-2	.500	0-0	.000	0-0	.000	1	1	2	1.5	1	1	2	0	0	2	1.0	1.0
at Xavier	12/14/19	5	0-1	.000	0-0	.000	0-0	.000	0	1	1	1.3	1	0	0	1	0	0	0	0.7
ALABAMA A&M	12/17/19	7	0-1	.000	0-0	.000	1-2	.500	1	2	3	1.8	1	1	1	0	0	1	0.8	0.8
PITTSBURGH	12/21/19	15	3-6	.500	0-1	.000	2-2	1.000	1	0	1	1.6	2	2	1	0	1	8	2.2	2.2
COPPIN ST.	12/30/19	12	0-3	.000	0-0	.000	0-0	.000	0	1	1	1.5	2	0	2	1	0	0	1.8	1.8
at South Fla.	01/05/20	4	0-1	.000	0-0	.000	0-0	.000	0	0	0	1.3	1	1	0	0	0	0	1.6	1.6
at Memphis	01/08/20 *	9	1-2	.500	0-0	.000	0-0	.000	0	1	1	1.3	4	1	1	0	2	2	1.6	1.6
UCF	01/12/20	6	0-1	.000	0-0	.000	0-0	.000	0	1	1	1.2	2	0	0	0	0	0	1.4	1.4
at Tulane	01/18/20	5	0-0	.000	0-0	.000	0-0	.000	0	0	0	1.1	1	0	0	0	0	0	1.3	1.3
HOUSTON	01/22/20	2	0-0	.000	0-0	.000	0-0	.000	0	1	1	1.1	0	0	0	0	0	0	1.2	1.2
Totals		1	80	5-17	.294	0-1	.000	3-4	.750	3	9	12	1.1	16	6	7	2	3	13	1.2

Games played: 11
Minutes/game: 7.3
Points/game: 1.2
FG Pct: 29.4
3FG Pct: 0.0
FT Pct: 75.0

Rebounds/game: 1.1
Assists/game: 0.5
Turnovers/game: 0.6
Assist/turnover ratio: 0.9
Steals/game: 0.3
Blocks/game: 0.2

2019-20 CINCINNATI BEARCATS



10

JADYN SCOTT

FRESHMAN | TOWNSEND, GA. | FREDERICA ACADEMY

2019-20 Season // Freshman: Scored four points vs. Miami (OH) (12/8) ... Added six points and two rebounds at Xavier (12/14) ... Grabbed six rebounds and dished out two assists vs. Alabama A&M (12/17).

11.2 points and 9.8 rebounds per game last year at Frederica ... GISA 2-3A All-Region selection.

Personal: Twin sister of Jada Scott ... Sister of Bearcats men's basketball forward Trevon Scott.

Prior to UC: Ranked as the No. 33 wing prospect nationally by ESPN and No. 248 overall by All-Star Girls Report ... Averaged

Academics: Majoring in Exploratory Studies.

Opponent	Date	gs	min	Total		3-Pointers		Free throws		Rebounds				pf	a	t/o	blk	stl	pts	avg
				fg-fga	pct	3fg-fga	pct	ft-fa	pct	off	def	tot	avg							
UTAH	11/05/19	7		0-2	.000	0-0	.000	0-0	.000	0	0	0	0.0	4	0	1	0	0	0	0.0
vs IOWA	11/27/19	dnp		-	-	-	-	-	-	-	-	-	-	-	-	-	-	-	-	-
vs BUCKNELL	11/28/19	dnp		-	-	-	-	-	-	-	-	-	-	-	-	-	-	-	-	-
MIAMI (OH)	12/08/19	9		2-5	.400	0-0	.000	0-0	.000	0	1	1	0.5	2	0	0	0	0	4	2.0
at Xavier	12/14/19	14		2-3	.667	0-0	.000	2-2	1.000	0	2	2	1.0	1	1	1	0	1	6	3.3
ALABAMA A&M	12/17/19	16		1-3	.333	0-0	.000	0-0	.000	1	5	6	2.3	2	2	1	2	0	2	3.0
PITTSBURGH	12/21/19	8		1-2	.500	0-0	.000	0-0	.000	0	0	0	1.8	1	0	1	1	0	2	2.8
COPPIN ST.	12/30/19	13		1-6	.167	0-0	.000	1-1	1.000	2	0	2	1.8	3	0	1	1	0	3	2.8
at South Fla.	01/05/20	12		0-0	.000	0-0	.000	0-0	.000	0	1	1	1.7	2	0	0	0	0	0	2.4
at Memphis	01/08/20	8		0-1	.000	0-0	.000	0-0	.000	1	0	1	1.6	1	0	0	0	0	0	2.1
UCF	01/12/20	1		0-0	.000	0-0	.000	0-0	.000	0	0	0	1.4	0	0	1	0	0	0	1.9
at Tulane	01/18/20	7		0-0	.000	0-0	.000	0-0	.000	1	0	1	1.4	1	0	0	0	0	0	1.7
HOUSTON	01/22/20	4		0-1	.000	0-0	.000	0-0	.000	1	0	1	1.4	0	0	0	1	0	0	1.5
TEMPLE	01/26/20	1		0-0	.000	0-0	.000	0-0	.000	0	0	0	1.3	0	0	0	0	0	0	1.4
SOUTH FLA.	02/02/20	5		0-0	.000	0-0	.000	0-0	.000	0	1	1	1.2	1	0	0	0	0	0	1.3
Totals		0	105	7-23	.304	0-0	.000	3-3	1.000	6	10	16	1.2	18	3	6	5	1	17	1.3

Games played: 13
Minutes/game: 8.1
Points/game: 1.3

Rebounds/game: 1.2
Assists/game: 0.2
Turnovers/game: 0.5



21

JORDAN TUFF

FRESHMAN | KERNERSVILLE, N.C. | CONNECTIONS ACADEMY

2019-20 Season // Freshman: Totaled 10 points and two assists vs. Ball State (11/16) ... Recorded eight points and two blocks vs. Miami (OH) (12/8).

ranking by USA Today ... Participated in the Elite Basketball Academy (EBA) All-American Camp.

Academics: Majoring in Exploratory Studies.

Prior to UC: Prospects Nation 3-star recruit ... No. 222-ranked player in the 2019 class by Blue Star ... Averaged 16.0 points, 7.0 rebounds, and 3.0 assists per game as a high school junior ... Recorded a number of achievements including National Independent School Athletic Association (NISAA) Classic Player of the Game, Under Armour All-American team member, and The Mecca Girls High School Basketball Challenge MVP ... Led her high school to a No. 9 national

Opponent	Date	gs	min	Total		3-Pointers		Free throws		Rebounds				pf	a	t/o	blk	stl	pts	avg
				fg-fga	pct	3fg-fga	pct	ft-fa	pct	off	def	tot	avg							
BALL ST.	11/16/19	13		4-8	.500	2-6	.333	0-0	.000	1	0	1	1.0	0	2	1	0	0	10	10.0
CHATTANOOGA	11/19/19	7		0-1	.000	0-0	.000	0-0	.000	0	0	0	0.5	1	0	0	0	0	0	5.0
vs IOWA	11/27/19	3		0-1	.000	0-1	.000	0-0	.000	1	1	2	1.0	0	1	0	0	0	0	3.3
vs BUCKNELL	11/28/19	14		1-4	.250	1-4	.250	0-0	.000	0	1	1	1.0	1	0	0	0	0	3	3.3
at VCU	12/05/19	12		1-4	.250	1-4	.250	0-0	.000	0	0	0	0.8	0	0	0	0	0	3	3.2
MIAMI (OH)	12/08/19	12		3-4	.750	2-2	1.000	0-0	.000	0	0	0	0.7	0	0	1	2	1	8	4.0
at Xavier	12/14/19	3		0-0	.000	0-0	.000	0-0	.000	0	0	0	0.6	0	0	0	0	0	0	3.4
ALABAMA A&M	12/17/19	1		0-0	.000	0-0	.000	0-0	.000	0	0	0	0.5	0	0	0	0	0	0	3.0
COPPIN ST.	12/30/19	7		0-2	.000	0-2	.000	0-0	.000	1	1	2	0.7	0	0	0	1	0	0	2.7
at Memphis	01/08/20	7		0-3	.000	0-3	.000	0-0	.000	0	1	1	0.7	0	0	0	0	0	0	2.4
Totals		0	79	9-27	.333	6-22	.273	0-0	.000	3	4	7	0.7	2	3	3	2	1	24	2.4

Games played: 10
Minutes/game: 7.9
Points/game: 2.4
FG Pct: 33.3
3FG Pct: 27.3

Rebounds/game: 0.7
Assists/game: 0.3
Turnovers/game: 0.3
Assist/turnover ratio: 1.0
Steals/game: 0.1
Blocks/game: 0.2

2018-19 CINCINNATI BEARCATS



CHELLIA WATSON

FRESHMAN | WINDER, GA. | WINDER-BARROW

2019-20 Season // Freshman: Scored six points vs. Ohio State (11/13) ... Added seven points vs. Ball State (11/16) ... Recorded seven points and seven rebounds vs. Chattanooga (11/19) ... Tallied 10 points at VCU (12/5) ... Totaled a game-high nine assists, five points, and four rebounds vs. Miami (OH) (12/8) ... Notched 13 points, six assists, and four rebounds at Xavier (12/14) ... Contributed 18 points, four rebounds, three assists, and three steals vs. Coppin State (12/30) ... Added seven points, five assists, two rebounds, and two steals vs. UCF (1/12).

2017-18 ... Georgia Athletic Coaches Association (GACA) Class 6A North First Team All-State ... Recognized as an Atlanta Journal Constitution 6A Second Team pick ... 8-6A All-Region selection ... Garnered Georgia High School Association (GHSA) Class 6A Preseason First Team All-State honors.

Academics: Majoring in Sport Administration.

Prior to UC: Ranked No. 231 nationally by All-Star Girls Report ... Athens Banner-Herald Co-Player of the Year in

35

Opponent	Date	gs	min	Total		3-Pointers		Free throws		Rebounds				pf	a	t/o	blk	stl	pts	avg
				fg-fga	pct	3fg-fga	pct	ft-fa	pct	off	def	tot	avg							
UTAH	11/05/19	9		1-3	.333	0-0	.000	0-0	.000	0	0	0	0.0	3	0	0	0	0	2	2.0
SAINT LOUIS	11/10/19	8		0-2	.000	0-2	.000	0-0	.000	1	0	1	0.5	0	2	1	0	0	0	1.0
OHIO ST.	11/13/19	18		2-8	.250	0-4	.000	2-2	1.000	0	1	1	0.7	5	0	1	0	0	6	2.7
BALL ST.	11/16/19	16		3-5	.600	1-2	.500	0-0	.000	0	0	0	0.5	1	1	2	0	1	7	3.8
CHATTANOOGA	11/19/19	15		2-7	.286	1-4	.250	2-2	1.000	3	4	7	1.8	1	1	1	0	0	7	4.4
vs IOWA	11/27/19	6		0-2	.000	0-2	.000	0-0	.000	0	1	1	1.7	0	0	1	0	0	0	3.7
vs BUCKNELL	11/28/19	4		1-1	1.000	0-0	.000	0-0	.000	0	0	0	0.4	3	0	0	0	2	2	3.4
at VCU	12/05/19	18		5-11	.455	0-3	.000	0-1	.000	1	1	2	1.5	1	0	3	0	1	10	4.3
MIAMI (OH)	12/08/19	17		2-7	.286	1-2	.500	0-0	.000	2	2	4	1.8	1	9	1	0	1	5	4.3
at Xavier	12/14/19	23		5-10	.500	1-2	.500	2-2	1.000	2	2	4	2.0	3	6	4	0	0	13	5.2
ALABAMA A&M	12/17/19	5		1-4	.250	0-1	.000	0-0	.000	0	0	0	1.8	4	0	1	0	1	2	4.9
PITTSBURGH	12/21/19 *	9		1-4	.250	1-2	.500	1-2	.500	0	2	2	1.8	1	1	2	0	0	4	4.8
COPPIN ST.	12/30/19	20		7-8	.875	2-2	1.000	2-2	1.000	1	3	4	2.0	0	3	1	1	3	18	5.8
at South Fla.	01/05/20	11		1-3	.333	0-0	.000	0-0	.000	0	1	1	1.9	1	0	0	0	0	2	5.6
UCF	01/12/20	23		3-7	.429	1-2	.500	0-2	.000	2	0	2	1.9	0	5	1	0	2	7	5.7
at Tulane	01/18/20	7		1-3	.333	0-0	.000	0-0	.000	0	0	0	1.8	0	0	1	0	0	2	5.4
HOUSTON	01/22/20	15		0-1	.000	0-1	.000	0-2	.000	0	5	5	2.0	3	1	2	0	2	0	5.1
TEMPLE	01/26/20	2		0-1	.000	0-0	.000	0-0	.000	0	1	1	1.9	0	0	0	0	0	0	4.8
at UConn	01/30/20	3		0-3	.000	0-1	.000	0-0	.000	0	0	0	1.8	1	0	0	0	0	0	4.6
Totals		1	229	35-90	.389	8-30	.267	9-15	.600	12	23	35	1.8	28	29	22	1	13	87	4.6

Games played: 19
 Minutes/game: 12.1
 Points/game: 4.6
 FG Pct: 38.9
 3FG Pct: 26.7
 FT Pct: 60.0

Rebounds/game: 1.8
 Assists/game: 1.5
 Turnovers/game: 1.2
 Assist/turnover ratio: 1.3
 Steals/game: 0.7
 Blocks/game: 0.1

2019-20 SEASON STATS

OVERALL STATISTICS



2019-20 Cincinnati Women's Basketball Combined Team Statistics All games

Page 1/1
as of Feb 06, 2020

Game Records

Record	Overall	Home	Away	Neutral
ALL GAMES	14-7	11-2	3-3	0-2
CONFERENCE	5-3	4-0	1-3	0-0
NON-CONFERENCE	9-4	7-2	2-0	0-2

Score by Periods

Team	1st	2nd	3rd	4th	OT	TOT
Cincinnati	358	391	357	338	11	1455
Opponents	348	322	333	309	16	1328

Team Box Score

No.	Player				Total		3-Point		F-Throw		Rebounds											
		GP-GS	MIN	AVG	FG-FGA	FG%	3FG-FGA	3FG%	FT-FTA	FT%	OFF	DEF	TOT	AVG	PF	DQ	A	TO	BLK	STL	PTS	AVG
23	THOMAS, Ilmar'I	21-20	700:38	33.4	162-274	.591	0-5	.000	89-111	.802	76	99	175	8.3	45	0	45	39	17	14	413	19.7
12	MILLER, Antoinette	17-17	582:47	34.3	98-262	.374	19-63	.302	58-89	.652	13	51	64	3.8	37	0	70	41	4	30	273	16.1
4	RIZOR, Angel	21-21	686:07	32.7	95-221	.430	1-2	.500	48-58	.828	53	80	133	6.3	45	0	60	46	14	36	239	11.4
11	RODGERS, Sam	21-21	768:14	36.6	59-193	.306	31-103	.301	32-43	.744	3	88	91	4.3	58	2	67	41	8	27	181	8.6
30	SIFA, Florence	10-10	200:16	20.0	35-71	.493	1-2	.500	4-8	.500	10	13	23	2.3	31	3	14	15	3	10	75	7.5
35	WATSON, Chellia	20-1	235:06	11.8	35-91	.385	8-31	.258	9-15	.600	12	24	36	1.8	30	1	29	22	1	13	87	4.4
14	MOORE, Addaya	21-12	458:03	21.8	35-104	.337	1-13	.077	6-10	.600	31	68	99	4.7	41	1	31	24	18	21	77	3.7
21	TUFF, Jordan	10-0	77:39	7.8	9-27	.333	6-22	.273	0-0	.000	3	4	7	0.7	2	0	3	3	2	1	24	2.4
33	GRITZALI, Sofia	5-0	37:43	7.5	3-6	.500	1-1	1.000	2-4	.500	5	7	12	2.4	6	0	2	3	0	2	9	1.8
2	NELSON, Aleah	18-0	183:60	10.2	9-19	.474	4-9	.444	2-2	1.000	6	17	23	1.3	15	0	19	3	0	4	24	1.3
10	SCOTT, Jady	13-0	103:40	8.0	7-23	.304	0-0	.000	3-3	1.000	6	10	16	1.2	18	0	3	6	5	1	17	1.3
50	KHALIFA, Nesma	19-2	106:16	5.6	11-24	.458	1-5	.200	0-1	.000	3	14	17	0.9	14	0	7	7	5	2	23	1.2
3	SCOTT, Jada	11-1	81:55	7.4	5-17	.294	0-1	.000	3-4	.750	3	9	12	1.1	16	0	6	7	2	3	13	1.2
5	ABDULLAH, Jana	1-0	02:36	2.6	0-0	.000	0-0	.000	0-0	.000	0	0	0	0.0	0	0	0	1	0	0	0	0.0
Team											48	30	78					5				
Total		21	4225		563-1332	.423	73-257	.284	256-348	.736	272	514	786	37.4	358	7	356	263	79	164	1455	69.3
Opponents		21	4225		490-1240	.395	121-389	.311	227-351	.647	264	531	795	37.9	333	6	288	354	96	120	1328	63.2

Team Statistics

	UC	OPP
Scoring	1455	1328
Points per game	69.3	63.2
Scoring margin	+6.0	-
Field goals-att	563-1332	490-1240
Field goal pct	.423	.395
3 point fg-att	73-257	121-389
3-point FG pct	.284	.311
3-pt FG made per game	3.5	5.8
Free throws-att	256-348	227-351
Free throw pct	.736	.647
F-Throws made per game	12.2	10.8
Rebounds	786	795
Rebounds per game	37.4	37.9
Rebounding margin	-0.4	-
Assists	356	288
Assists per game	17.0	13.7
Turnovers	263	354
Turnovers per game	12.5	16.9
Turnover margin	+4.3	-
Assist/turnover ratio	1.4	0.8
Steals	164	120
Steals per game	7.8	5.7
Blocks	79	96
Blocks per game	3.8	4.6
Winning streak	1	-
Home win streak	10	-
Attendance	13039	17262
Home games-Avg/Game	13-1003	6-2877
Neutral site-Avg/Game	-	2-100

Team Results

Date	Opponent		Score	Att.
11/05/2019	Utah	W	68-62	737
11/10/2019	Saint Louis	L	50-60	883
11/13/2019	Ohio St.	Lot	73-78	1219
11/16/2019	Ball St.	W	63-56	960
11/19/2019	Chattanooga	W	72-53	788
11/27/2019	vs Iowa	L	61-69	100
11/28/2019	vs Bucknell	L	48-56	100
12/05/2019	at VCU	W	58-56	438
12/08/2019	Miami (OH)	W	98-68	1057
12/14/2019	at Xavier	W	85-78	5180
12/17/2019	Alabama A&M	W	62-47	718
12/21/2019	Pittsburgh	W	69-53	886
12/30/2019	Coppin St.	W	86-40	1084
01/05/2020	at South Fla.	L	68-76	2204
01/08/2020	at Memphis	W	73-66	411
01/12/2020	UCF	W	81-64	1258
01/18/2020	at Tulane	L	59-64	1003
01/22/2020	Houston	W	85-66	865
01/26/2020	Temple	W	86-81	1443
01/30/2020	at UConn	L	50-80	8026
02/02/2020	South Fla.	W	60-55	1141

2019-20 SEASON STATS

CONFERENCE STATISTICS



2019-20 Cincinnati Women's Basketball Combined Team Statistics In Conference games

Page 1/1
as of Feb 06, 2020

Game Records

Record	Overall	Home	Away	Neutral
ALL GAMES	5-3	4-0	1-3	0-0
CONFERENCE	5-3	4-0	1-3	0-0
NON-CONFERENCE	0-0	0-0	0-0	0-0

Score by Periods

Team	1st	2nd	3rd	4th	OT	TOT
Cincinnati	117	146	150	149	0	562
Opponents	149	102	157	144	0	552

Team Box Score

No.	Player	GP-GS			Total		3-Point		F-Throw		Rebounds											
		GP-GS	MIN	AVG	FG-FGA	FG%	3FG-FGA	3FG%	FT-FTA	FT%	OFF	DEF	TOT	AVG	PF	DQ	A	TO	BLK	STL	PTS	AVG
23	THOMAS, Ilmar'I	8-8	286:48	35.9	63-101	.624	0-2	.000	38-48	.792	24	42	66	8.3	18	0	20	16	6	6	164	20.5
12	MILLER, Antoinette	8-8	291:08	36.4	55-134	.410	12-32	.375	32-46	.696	8	23	31	3.9	20	0	31	21	3	16	154	19.3
4	RIZOR, Angel	8-8	273:06	34.1	43-94	.457	0-1	.000	12-17	.706	17	28	45	5.6	17	0	27	23	5	9	98	12.3
11	RODGERS, Sam	8-8	297:54	37.2	21-72	.292	14-44	.318	17-23	.739	1	34	35	4.4	31	2	30	16	3	7	73	9.1
30	SIFA, Florence	3-3	64:52	21.6	10-22	.455	0-1	.000	2-4	.500	6	4	10	3.3	12	1	4	6	1	2	22	7.3
14	MOORE, Addaya	8-4	159:53	20.0	11-36	.306	1-3	.333	0-1	.000	11	20	31	3.9	14	0	6	7	6	8	23	2.9
35	WATSON, Chellia	7-0	66:54	9.6	5-19	.263	1-5	.200	0-4	.000	2	8	10	1.4	7	0	6	4	0	4	11	1.6
2	NELSON, Aleah	7-0	70:19	10.0	3-7	.429	2-5	.400	2-2	1.000	2	6	8	1.1	6	0	6	1	0	1	10	1.4
50	KHALIFA, Nesma	6-0	18:00	3.0	2-5	.400	1-2	.500	0-0	.000	0	1	1	0.2	0	0	1	2	0	1	5	0.8
3	SCOTT, Jada	5-1	26:56	5.4	1-4	.250	0-0	.000	0-0	.000	0	3	3	0.6	8	0	2	1	0	2	2	0.4
21	TUFF, Jordan	1-0	06:42	6.7	0-3	.000	0-3	.000	0-0	.000	0	1	1	1.0	0	0	0	0	0	0	0	0.0
10	SCOTT, Jadyn	7-0	37:28	5.4	0-2	.000	0-0	.000	0-0	.000	3	2	5	0.7	5	0	0	1	1	0	0	0.0
Team											17	8	25					2				
Total		8	1600		214-499	.429	31-98	.316	103-145	.710	91	180	271	33.9	138	3	133	100	25	56	562	70.3
Opponents		8	1600		208-484	.430	41-133	.308	95-145	.655	105	210	315	39.4	123	2	114	136	34	45	552	69.0

Team Statistics

	UC	OPP
Scoring	562	552
Points per game	70.3	69.0
Scoring margin	+1.3	-
Field goals-att	214-499	208-484
Field goal pct	.429	.430
3 point fg-att	31-98	41-133
3-point FG pct	.316	.308
3-pt FG made per game	3.9	5.1
Free throws-att	103-145	95-145
Free throw pct	.710	.655
F-Throws made per game	12.9	11.9
Rebounds	271	315
Rebounds per game	33.9	39.4
Rebounding margin	-5.5	-
Assists	133	114
Assists per game	16.6	14.3
Turnovers	100	136
Turnovers per game	12.5	17.0
Turnover margin	+4.5	-
Assist/turnover ratio	1.3	0.8
Steals	56	45
Steals per game	7.0	5.6
Blocks	25	34
Blocks per game	3.1	4.3
Winning streak	1	-
Home win streak	4	-
Attendance	4707	11644
Home games-Avg/Game	4-1177	4-2911
Neutral site-Avg/Game	-	0-0

Team Results

Date	Opponent		Score	Att.
01/05/2020	at South Fla.	L	68-76	2204
01/08/2020	at Memphis	W	73-66	411
01/12/2020	UCF	W	81-64	1258
01/18/2020	at Tulane	L	59-64	1003
01/22/2020	Houston	W	85-66	865
01/26/2020	Temple	W	86-81	1443
01/30/2020	at UConn	L	50-80	8026
02/02/2020	South Fla.	W	60-55	1141

2019-20 SEASON STATS

RESULTS

RECORD:	OVERALL	HOME	AWAY	NEUTRAL
ALL GAMES	14-7	11-2	3-3	0-2
CONFERENCE	5-3	4-0	1-3	0-0
NON-CONFERENCE	9-4	7-2	2-0	0-2

Date	Opponent	Score	Att.	High Points	High Rebounds
11/05/19	UTAH	W 68-62	737	(21)Miller,Antoinette	(10)Rizor,Angel
11/10/19	SAINT LOUIS	50-60 L	883	(21)Miller,Antoinette	(12)Thomas,IImar'I
11/13/19	OHIO ST.	73-78 Lot	1219	(25)Thomas,IImar'I	(12)Thomas,IImar'I
					(12)Rizor,Angel
11/16/19	BALL ST.	W 63-56	960	(14)Miller,Antoinette	(10)Miller,Antoinette
11/19/19	CHATTANOOGA	W 72-53	788	(29)Thomas,IImar'I	(7)Watson,Chellia
					(7)Moore,Addaya
					(7)Thomas,IImar'I
11/27/19	vs IOWA	61-69 L	100	(20)Thomas,IImar'I	(13)Thomas,IImar'I
11/28/19	vs BUCKNELL	48-56 L	100	(14)Rizor,Angel	(7)Thomas,IImar'I
12/05/19	at VCU	W 58-56	438	(16)Thomas,IImar'I	(6)Rizor,Angel
					(6)Thomas,IImar'I
12/08/19	MIAMI (OH)	W 98-68	1057	(24)Thomas,IImar'I	(9)Moore,Addaya
12/14/19	at Xavier	W 85-78	5180	(25)Thomas,IImar'I	(8)Thomas,IImar'I
					(8)Rodgers,Sam
12/17/19	ALABAMA A&M	W 62-47	718	(18)Sifa,Florence	(8)Thomas,IImar'I
					(8)Rizor,Angel
12/21/19	PITTSBURGH	W 69-53	886	(17)Thomas,IImar'I	(8)Rizor,Angel
12/30/19	COPPIN ST.	W 86-40	1084	(21)Thomas,IImar'I	(8)Moore,Addaya
01/05/20	*at South Fla.	68-76 L	2204	(23)Thomas,IImar'I	(7)Thomas,IImar'I
01/08/20	*at Memphis	W 73-66	411	(27)Miller,Antoinette	(14)Thomas,IImar'I
01/12/20	*UCF	W 81-64	1258	(32)Thomas,IImar'I	(8)Thomas,IImar'I
01/18/20	*at Tulane	59-64 L	1003	(20)Miller,Antoinette	(11)Thomas,IImar'I
01/22/20	*HOUSTON	W 85-66	865	(35)Thomas,IImar'I	(10)Thomas,IImar'I
01/26/20	*TEMPLE	W 86-81	1443	(21)Miller,Antoinette	(10)Rodgers,Sam
01/30/20	*at UConn	50-80 L	8026	(19)Miller,Antoinette	(8)Miller,Antoinette
02/02/20	*SOUTH FLA.	W 60-55	1141	(16)Rizor,Angel	(7)Thomas,IImar'I

* - Conference game

Attendance Summary	Games	Attend	Avg/Game
Home	13	13039	1003
Away	6	17262	2877
Neutral	2	200	100
Total	21	30501	1452

2019-20 SEASON STATS

COMPARISON / GAME-BY-GAME STATISTICS

Opponent	1st	2nd	Score	Mar	Total FG	FG Pct	3-Pointers	3FG Pct	Free Throws	FT Pct	Rebounds	Assist	T/Over	Block	Steal	Fouls	
UTAH	25/25	43/37	68-62	+6	25-61/21-56	.410/.375	3-12/7-24	.250/.292	15-24/13-18	.625/.722	35/35	-	15/18	12/20	1/2	9/6	20/24
SAINT LOUIS	27/34	23/26	50-60	(10)	20-69/19-53	.290/.358	0-13/6-19	.000/.316	10-14/16-20	.714/.800	35/48	(13)	13/10	5/14	6/7	4/0	19/15
OHIO ST.	29/35	33/27	73-78	(5)	25-76/29-60	.329/.483	2-17/8-20	.118/.400	21-25/12-18	.840/.667	46/38	+8	15/20	16/21	1/9	11/9	19/19
BALL ST.	24/21	39/35	63-56	+7	26-61/21-56	.426/.375	4-15/6-18	.267/.333	7-9/8-19	.778/.421	35/39	(4)	18/8	12/18	3/6	7/6	15/12
CHATTANOOGA	37/26	35/27	72-53	+19	27-57/18-45	.474/.400	4-9/4-16	.444/.250	14-22/13-16	.636/.813	36/24	+12	17/10	11/17	3/3	6/2	17/20
IOWA	23/25	38/44	61-69	(8)	25-71/28-61	.352/.459	5-25/9-27	.200/.333	6-8/4-8	.750/.500	46/36	+10	11/21	10/11	3/2	4/6	15/13
BUCKNELL	29/30	19/26	48-56	(8)	21-59/18-51	.356/.353	1-14/8-22	.071/.364	5-10/12-14	.500/.857	37/39	(2)	8/9	6/10	6/4	5/3	16/11
VCU	24/24	34/32	58-56	+2	21-47/20-50	.447/.400	2-9/4-12	.222/.333	14-17/12-20	.824/.600	27/35	(8)	4/14	17/19	2/2	11/9	22/15
MIAMI (OH)	42/31	56/37	98-68	+30	41-72/26-76	.569/.342	5-9/7-24	.556/.292	11-14/9-15	.786/.600	47/38	+9	31/15	18/18	8/5	11/11	19/16
Xavier	44/37	41/41	85-78	+7	33-62/31-72	.532/.431	3-6/10-27	.500/.370	16-18/6-10	.889/.600	38/34	+4	27/22	16/16	7/7	8/7	13/14
ALABAMA A&M	40/21	22/26	62-47	+15	22-64/17-61	.344/.279	4-6/1-10	.667/.100	14-18/12-19	.778/.632	47/46	+1	16/11	13/15	6/2	8/4	20/22
PITTSBURGH	33/24	36/29	69-53	+16	29-63/20-59	.460/.339	4-11/4-16	.364/.250	7-9/9-21	.778/.429	40/36	+4	23/10	16/17	3/9	12/9	15/14
COPPIN ST.	52/16	34/24	86-40	+46	34-71/14-56	.479/.250	5-13/6-21	.385/.286	13-15/6-8	.867/.750	47/32	+15	25/6	11/22	5/4	12/3	10/15
South Fla.	34/41	34/35	68-76	(8)	27-56/26-62	.482/.419	3-6/8-23	.500/.348	11-16/16-21	.688/.762	27/40	(13)	13/17	16/13	3/3	2/8	21/16
Memphis	32/31	41/35	73-66	+7	25-63/28-58	.397/.483	4-20/1-10	.200/.100	19-25/9-20	.760/.450	39/38	+1	13/14	13/23	1/1	11/4	19/19
UCF	43/30	38/34	81-64	+17	32-60/25-47	.533/.532	7-12/2-4	.583/.500	10-14/12-16	.714/.750	26/24	+2	25/14	13/20	4/2	8/9	17/14
Tulane	17/24	42/40	59-64	(5)	21-67/26-59	.313/.441	4-19/5-14	.211/.357	13-19/7-18	.684/.389	38/46	(8)	12/15	9/18	2/10	6/5	18/15
HOUSTON	47/31	38/35	85-66	+19	34-62/28-77	.548/.364	4-7/4-18	.571/.222	13-18/6-8	.722/.750	45/33	+12	23/13	14/9	6/5	3/6	10/11
TEMPLE	36/27	50/54	86-81	+5	30-58/29-74	.517/.392	6-14/6-23	.429/.261	20-28/17-24	.714/.708	38/43	(5)	24/13	9/6	4/1	3/5	18/22
UConn	31/35	19/45	50-80	(30)	20-62/29-61	.323/.475	3-11/10-24	.273/.417	7-9/12-15	.778/.800	28/47	(19)	10/18	13/16	2/7	8/3	17/10
SOUTH FLA.	23/32	37/23	60-55	+5	25-71/17-46	.352/.370	0-9/5-17	.000/.294	10-16/16-23	.625/.696	30/44	(14)	13/10	13/30	3/5	15/5	18/16

Note: Game totals are displayed in the format TEAM/OPPONENT for each category

TEAM STATISTICS

Opponent	Date	Score		Total		3-Pointers		Free throws		Rebounds											
				fg-fga	pct	3fg-fga	pct	ft-fga	pct	off	def	tot	avg	pf	a	t/o	blk	stl	pts	avg	
UTAH	11/05/19	68-62	W	25-61	.410	3-12	.250	15-24	.625	12	23	35	35.0	20	15	12	1	9	68	68.0	
SAINT LOUIS	11/10/19	50-60	L	20-69	.290	0-13	.000	10-14	.714	15	20	35	35.0	19	13	5	6	4	50	59.0	
OHIO ST.	11/13/19	73-78	Lot	25-76	.329	2-17	.118	21-25	.840	22	24	46	38.7	19	15	16	1	11	73	63.7	
BALL ST.	11/16/19	63-56	W	26-61	.426	4-15	.267	7-9	.778	9	26	35	37.8	15	18	12	3	7	63	63.5	
CHATTANOOGA	11/19/19	72-53	W	27-57	.474	4-9	.444	14-22	.636	13	23	36	37.4	17	17	11	3	6	72	65.2	
vs IOWA	11/27/19	61-69	L	25-71	.352	5-25	.200	6-8	.750	18	28	46	38.8	15	11	10	3	4	61	64.5	
vs BUCKNELL	11/28/19	48-56	L	21-59	.356	1-14	.071	5-10	.500	9	28	37	38.6	16	8	6	6	5	48	62.1	
at VCU	12/05/19	58-56	W	21-47	.447	2-9	.222	14-17	.824	7	20	27	37.1	22	4	17	2	11	58	61.6	
MIAMI (OH)	12/08/19	98-68	W	41-72	.569	5-9	.556	11-14	.786	16	31	47	38.2	19	31	18	8	11	98	65.7	
at Xavier	12/14/19	85-78	W	33-62	.532	3-6	.500	16-18	.889	11	27	38	38.2	13	27	16	7	8	85	67.6	
ALABAMA A&M	12/17/19	62-47	W	22-64	.344	4-6	.667	14-18	.778	17	30	47	39.0	20	16	13	6	8	62	67.1	
PITTSBURGH	12/21/19	69-53	W	29-63	.460	4-11	.364	7-9	.778	12	28	40	39.1	15	23	16	3	12	69	67.2	
COPPIN ST.	12/30/19	86-40	W	34-71	.479	5-13	.385	13-15	.867	20	27	47	39.7	10	25	11	5	12	86	68.7	
at South Fla.	01/05/20	68-76	L	27-56	.482	3-6	.500	11-16	.688	8	19	27	38.8	21	13	16	3	2	68	68.6	
at Memphis	01/08/20	73-66	W	25-63	.397	4-20	.200	19-25	.760	13	26	39	38.8	19	13	13	1	11	73	68.9	
UCF	01/12/20	81-64	W	32-60	.533	7-12	.583	10-14	.714	12	14	26	38.0	17	25	13	4	8	81	69.7	
at Tulane	01/18/20	59-64	L	21-67	.313	4-19	.211	13-19	.684	16	22	38	38.0	18	12	9	2	6	59	69.1	
HOUSTON	01/22/20	85-66	W	34-62	.548	4-7	.571	13-18	.722	12	33	45	38.4	10	23	14	6	3	85	69.9	
TEMPLE	01/26/20	86-81	W	30-58	.517	6-14	.429	20-28	.714	9	29	38	38.4	18	24	9	4	3	86	70.8	
at UConn	01/30/20	50-80	L	20-62	.323	3-11	.273	7-9	.778	8	20	28	37.8	17	10	13	2	8	50	69.8	
SOUTH FLA.	02/02/20	60-55	W	25-71	.352	0-9	.000	10-16	.625	13	17	30	37.5	18	13	13	3	15	60	69.3	
Cincinnati		1455		563-1332	.423	73-257	.284	256-348	.736	272	515	787	37.5	358	356	263	79	164	1455	69.3	
Opponents		1328		490-1240	.395	121-389	.311	227-351	.647	264	531	795	37.9	333	288	353	96	120	1328	63.2	

Games played: 21
Points/game: 69.3
FG Pct: 42.3
3FG Pct: 28.4
FT Pct: 73.6

Rebounds/game: 37.5
Assists/game: 17.0
Turnovers/game: 12.5
Assist/turnover ratio: 1.4
Steals/game: 7.8
Blocks/game: 3.8

2019-20 SEASON STATS

POINTS-REBOUNDS-ASSISTS

2020

Opponent	Date	Score		02	03	04	05	10	11	12
				NELSON,ALE	SCOTT,JADA	RIZOR,ANGE	ABDULLAH,J	SCOTT,JADY	RODGERS,SA	MILLER,ANT
UTAH	11/05/19	68-62	w	DNP	DNP	10-10-4	DNP	0-0-0	6-6-3	21-3-4
SAINT LOUIS	11/10/19	50-60	L	2-0-0	DNP	2-7-2	DNP	DNP	3-5-2	21-3-4
OHIO ST.	11/13/19	73-78	L	0-0-0	DNP	10-12-4	DNP	DNP	4-2-3	20-5-4
BALL ST.	11/16/19	63-56	w	DNP	DNP	8-4-5	DNP	DNP	5-3-0	14-10-5
CHATTANOOGA	11/19/19	72-53	w	0-0-0	DNP	5-5-2	DNP	DNP	12-2-3	14-3-4
vs IOWA	11/27/19	61-69	L	2-0-0	DNP	7-12-1	DNP	DNP	14-5-3	10-2-5
vs BUCKNELL	11/28/19	48-56	L	2-4-2	DNP	14-3-1	DNP	DNP	2-4-2	7-4-1
at VCU	12/05/19	58-56	w	0-1-0	0-1-0	13-6-3	DNP	DNP	6-4-0	DNP
MIAMI (OH)	12/08/19	98-68	w	2-2-2	2-2-1	18-7-2	DNP	4-1-0	8-6-5	DNP
at Xavier	12/14/19	85-78	w	0-1-2	0-1-0	20-2-2	DNP	6-2-1	11-8-6	DNP
ALABAMA A&M	12/17/19	62-47	w	0-2-3	1-3-1	6-8-1	DNP	2-6-2	16-3-2	DNP
PITTSBURGH	12/21/19	69-53	w	3-2-2	8-1-2	8-8-5	DNP	2-0-0	15-4-4	6-1-4
COPPIN ST.	12/30/19	86-40	w	3-3-2	0-1-0	20-4-1	0-0-0	3-2-0	6-4-4	6-2-8
at South Fla.	01/05/20	68-76	L	0-0-1	0-0-1	12-5-1	DNP	0-1-0	10-3-3	19-4-6
at Memphis	01/08/20	73-66	w	4-2-1	2-1-1	6-6-0	DNP	0-1-0	7-4-4	27-1-2
UCF	01/12/20	81-64	w	0-1-1	0-1-0	10-3-6	DNP	0-0-0	10-3-6	16-1-3
at Tulane	01/18/20	59-64	L	0-1-0	0-0-0	14-7-3	DNP	0-1-0	8-5-3	20-4-3
HOUSTON	01/22/20	85-66	w	0-1-0	0-1-0	13-4-7	DNP	0-1-0	12-5-2	18-7-8
TEMPLE	01/26/20	86-81	w	6-3-3	DNP	19-7-7	DNP	0-0-0	13-10-6	21-3-4
at UConn	01/30/20	50-80	L	0-0-0	DNP	8-7-2	DNP	DNP	3-3-3	19-8-0
SOUTH FLA.	02/02/20	60-55	w	DNP	DNP	16-6-1	DNP	0-1-0	10-2-3	14-3-5

Opponent	Date	Score		14	21	23	30	33	35	50
				MOORE,ADDA	TUFF,JORDA	THOMAS,IIM	SIFA,FLORE	GRITZALI,S	WATSON,CHE	KHALIFA,NE
UTAH	11/05/19	68-62	w	4-5-2	DNP	19-8-1	6-2-1	DNP	2-0-0	0-0-0
SAINT LOUIS	11/10/19	50-60	L	4-5-1	DNP	16-12-1	2-0-0	DNP	0-1-2	0-1-1
OHIO ST.	11/13/19	73-78	L	8-8-1	DNP	25-12-3	DNP	DNP	6-1-0	0-0-0
BALL ST.	11/16/19	63-56	w	0-4-4	10-1-2	13-9-1	DNP	4-1-0	7-0-1	2-2-0
CHATTANOOGA	11/19/19	72-53	w	5-7-4	0-0-0	29-7-3	DNP	DNP	7-7-1	0-0-0
vs IOWA	11/27/19	61-69	L	0-3-0	0-2-1	20-13-1	8-2-0	DNP	0-1-0	0-0-0
vs BUCKNELL	11/28/19	48-56	L	6-3-0	3-1-0	8-7-0	2-2-1	DNP	2-0-0	2-6-1
at VCU	12/05/19	58-56	w	3-3-0	3-0-0	16-6-0	7-2-1	DNP	10-2-0	0-0-0
MIAMI (OH)	12/08/19	98-68	w	8-9-4	8-0-0	24-8-4	10-3-4	3-1-0	5-4-9	6-3-0
at Xavier	12/14/19	85-78	w	6-5-2	0-0-0	25-8-6	DNP	DNP	13-4-6	4-0-2
ALABAMA A&M	12/17/19	62-47	w	0-2-1	0-0-0	16-8-2	18-2-3	1-5-1	2-0-0	0-0-0
PITTSBURGH	12/21/19	69-53	w	6-6-2	DNP	17-5-2	DNP	0-2-0	4-2-1	0-1-1
COPPIN ST.	12/30/19	86-40	w	4-8-4	0-2-0	21-6-1	DNP	1-3-1	18-4-3	4-3-1
at South Fla.	01/05/20	68-76	L	2-3-0	DNP	23-7-0	DNP	DNP	2-1-0	0-0-1
at Memphis	01/08/20	73-66	w	4-6-2	0-1-0	23-14-3	DNP	DNP	DNP	0-0-0
UCF	01/12/20	81-64	w	6-5-0	DNP	32-8-4	DNP	DNP	7-2-5	0-0-0
at Tulane	01/18/20	59-64	L	3-3-0	DNP	12-11-3	DNP	DNP	2-0-0	DNP
HOUSTON	01/22/20	85-66	w	2-6-3	DNP	35-10-2	DNP	DNP	0-5-1	5-0-0
TEMPLE	01/26/20	86-81	w	0-2-0	DNP	19-7-3	8-3-1	DNP	0-1-0	0-1-0
at UConn	01/30/20	50-80	L	0-2-0	DNP	12-2-3	8-3-2	DNP	0-0-0	DNP
SOUTH FLA.	02/02/20	60-55	w	6-4-1	DNP	8-7-2	6-4-1	DNP	0-1-0	0-0-0

2019-20 GAME-BY-GAME

BOX SCORES

GAME 1 | NOV. 5, 2019
CINCINNATI 68 | UTAH 62
FIFTH THIRD ARENA | CINCINNATI, OH



Official Basketball Box Score - Final
Utah at Cincinnati
11/05/19 Fifth Third Arena, Cincinnati, Ohio
2019-20 Women's Basketball

Game Time: 7:00 PM
Game Duration: 2:02
Attendance: 737

Officials: Bryan Brunette, Kathleen Lynch, Josh Hall

Record: 0-1												
NO. Name	Min	FG M-A	3P M-A	FT M-A	Rebounds OR DR TOT	Fouls PF	TP	AS	TO	ST	Blocks BS BA	+/-
3 Andrea Torres	F 20:03	0-2	0-2	2-2	1 1 2	3 1	2	2	1	0	0	-12
12 Lola Pendande	F 20:33	6-8	0-0	0-0	0 0 0	3 2	12	1	0	1	0	-7
0 Kiana Moore	G 21:05	3-6	1-3	0-2	0 4 4	3 1	7	1	4	0	0	-7
10 Dru Gyllen	G 29:55	0-6	0-2	3-4	1 4 5	5 7	3	6	3	0	1	-7
11 Brynna Maxwell	G 25:16	4-11	3-9	0-0	1 2 3	3 0	11	2	3	0	1	-4
21 Maureen Corbin	12:58	1-2	0-0	2-2	2 4 6	2 1	4	0	3	0	0	-3
25 Julie Brosseau	12:23	0-1	0-0	0-0	1 1 3	1 0	1	2	2	0	0	3
35 Ola Makurat	19:57	2-5	2-2	2-2	2 3 5	1 2	8	2	2	0	0	6
14 Nyah Becker	20:02	4-10	1-3	4-6	2 0 2	0 5	13	1	0	3	0	-7
15 Kamey Martin	11:19	1-5	0-3	0-0	0 0 0	0 0	2	1	0	0	0	-2
34 Aubri Noti	06:29	0-0	0-0	0-0	1 1 2	1 0	0	0	1	0	0	4
Team					2 3 5							
Totals		21-56	7-24	13-18	12 23 35	24 20	62	18	20	6	2	-6

Technical Fouls: NONE

Record: 2-0												
NO. Name	Min	FG M-A	3P M-A	FT M-A	Rebounds OR DR TOT	Fouls PF	TP	AS	TO	ST	Blocks BS BA	+/-
22 Rachel Kent	F 30:02	2-6	2-5	4-4	0 0 0	3 3	4	3	10	2	0	13
34 Kendra Wilken	F 28:10	4-8	0-0	1-2	4 5 9	1 1	9	1	9	0	1	4
35 Myriama Smith Traore	F 31:58	2-7	1-3	2-2	6 12 18	4 4	4	7	2	0	0	12
22 Myia Clark	G 35:36	6-17	0-3	2-2	0 1 1	1 5	14	3	0	0	1	14
42 Brooke Flowers	G 19:29	3-6	2-4	7-8	1 0 1	3 4	15	0	0	0	0	10
11 Julia Martinez	19:52	0-1	0-0	0-2	1 10 11	0 1	0	1	0	1	0	1
30 Laurny Hughes	23:50	0-5	0-2	0-0	0 1 1	2 1	0	3	4	0	0	2
1 Chloee Rice	06:45	1-1	0-0	0-0	0 0 0	0 0	2	0	2	0	0	-10
Team		15-53	6-19	16-20	14 34 48	15 19	60	10	14	0	7	6
Totals		15-53	6-19	16-20	14 34 48	15 19	60	10	14	0	7	6

Technical Fouls: NONE

Record: 2-0												
NO. Name	Min	FG M-A	3P M-A	FT M-A	Rebounds OR DR TOT	Fouls PF	TP	AS	TO	ST	Blocks BS BA	+/-
22 Rachel Kent	F 30:02	2-6	2-5	4-4	0 0 0	3 3	4	3	10	2	0	13
34 Kendra Wilken	F 28:10	4-8	0-0	1-2	4 5 9	1 1	9	1	9	0	1	4
35 Myriama Smith Traore	F 31:58	2-7	1-3	2-2	6 12 18	4 4	4	7	2	0	0	12
22 Myia Clark	G 35:36	6-17	0-3	2-2	0 1 1	1 5	14	3	0	0	1	14
42 Brooke Flowers	G 19:29	3-6	2-4	7-8	1 0 1	3 4	15	0	0	0	0	10
11 Julia Martinez	19:52	0-1	0-0	0-2	1 10 11	0 1	0	1	0	1	0	1
30 Laurny Hughes	23:50	0-5	0-2	0-0	0 1 1	2 1	0	3	4	0	0	2
1 Chloee Rice	06:45	1-1	0-0	0-0	0 0 0	0 0	2	0	2	0	0	-10
Team		15-53	6-19	16-20	14 34 48	15 19	60	10	14	0	7	6
Totals		15-53	6-19	16-20	14 34 48	15 19	60	10	14	0	7	6

Technical Fouls: NONE

Record: 1-0												
NO. Name	Min	FG M-A	3P M-A	FT M-A	Rebounds OR DR TOT	Fouls PF	TP	AS	TO	ST	Blocks BS BA	+/-
4 Angel Rizzor	F 33:11	4-7	0-0	2-4	4 6 10	2 6	10	4	2	4	0	6
50 Nesma Khalifa	C 05:03	0-0	0-0	0-0	0 0 0	1 0	0	0	1	0	0	-2
11 Sam Rodgers	G 37:20	2-9	1-4	1-2	0 6 6	2 3	8	3	2	1	0	1
12 Antonette Miller	G 36:05	7-18	2-6	5-10	1 2 3	1 7	21	4	3	3	0	0
30 Florence Sifa	G 17:09	3-5	0-0	1-1	1 2 5	1 6	1	1	1	1	0	8
14 Addaya Moore	22:17	1-4	0-2	2-2	2 3 5	2 2	4	2	2	0	0	9
23 Ilmar'i Thomas	32:53	7-13	0-0	5-6	3 5 8	0 5	19	1	0	1	1	0
10 Jashyn Scott	07:23	0-2	0-0	0-0	0 0 0	0 0	1	0	1	0	0	-7
35 Chellia Watson	08:39	1-3	0-0	0-0	0 0 0	3 0	2	0	0	0	0	1
Team					1 0 1		0	0				
Totals		25-61	3-12	15-24	12 23 35	20 24	68	15	12	9	1	2

Technical Fouls: NONE

Record: 1-1												
NO. Name	Min	FG M-A	3P M-A	FT M-A	Rebounds OR DR TOT	Fouls PF	TP	AS	TO	ST	Blocks BS BA	+/-
4 Angel Rizzor	F 37:22	1-6	0-0	0-0	3 4 7	2 0	2	2	1	1	2	-9
23 Ilmar'i Thomas	F 32:43	7-15	0-0	2-2	7 5 12	3 2	16	1	0	1	2	-16
11 Sam Rodgers	G 35:57	1-12	0-5	1-2	1 4 5	3 5	3	2	0	0	3	-12
12 Antonette Miller	G 35:20	8-24	0-3	5-8	1 2 3	4 6	21	4	1	0	1	-10
30 Florence Sifa	G 05:19	1-2	0-0	0-0	0 0 0	2 0	2	0	1	0	0	0
14 Addaya Moore	32:33	1-4	0-2	2-2	2 3 5	2 2	4	1	1	1	2	-8
50 Nesma Khalifa	05:51	0-1	0-0	0-0	0 1 1	2 0	0	1	0	0	0	-1
2 Aleah Nelson	07:33	1-3	0-1	0-0	0 0 0	1 0	2	0	0	0	0	4
35 Chellia Watson	07:22	0-2	0-2	0-0	1 0 1	0 0	0	2	1	0	0	2
Team					0 1 1		0	0				
Totals		20-69	0-13	10-14	15 20 35	19 15	50	13	5	4	6	7

Technical Fouls: NONE

Record: 1-1												
NO. Name	Min	FG M-A	3P M-A	FT M-A	Rebounds OR DR TOT	Fouls PF	TP	AS	TO	ST	Blocks BS BA	+/-
4 Angel Rizzor	F 37:22	1-6	0-0	0-0	3 4 7	2 0	2	2	1	1	2	-9
23 Ilmar'i Thomas	F 32:43	7-15	0-0	2-2	7 5 12	3 2	16	1	0	1	2	-16
11 Sam Rodgers	G 35:57	1-12	0-5	1-2	1 4 5	3 5	3	2	0	0	3	-12
12 Antonette Miller	G 35:20	8-24	0-3	5-8	1 2 3	4 6	21	4	1	0	1	-10
30 Florence Sifa	G 05:19	1-2	0-0	0-0	0 0 0	2 0	2	0	1	0	0	0
14 Addaya Moore	32:33	1-4	0-2	2-2	2 3 5	2 2	4	1	1	1	2	-8
50 Nesma Khalifa	05:51	0-1	0-0	0-0	0 1 1	2 0	0	1	0	0	0	-1
2 Aleah Nelson	07:33	1-3	0-1	0-0	0 0 0	1 0	2	0	0	0	0	4
35 Chellia Watson	07:22	0-2	0-2	0-0	1 0 1	0 0	0	2	1	0	0	2
Team					0 1 1		0	0				
Totals		20-69	0-13	10-14	15 20 35	19 15	50	13	5	4	6	7

Technical Fouls: NONE

	UTA	CIN
Biggest lead	2 (1 st 3:39)	11 (3 rd 0:42)
Best Scoring Run	6 (2 nd 4:09)	8 (2 nd 8:41)
Lead Changes	8	
Times Tied	7	
Time with Lead	03:15	30:43

Points from Turnovers	UTA	CIN
Paint	24	36
Second Chance	11	19
Fast Breaks	6	10
Bench	27	25

Period by Period Scoring	1st	2nd	3rd	4th	TOT
UTA	14	11	17	20	62
CIN	18	7	25	18	68

Dead Ball Rebounds: 10, 1

FIFTH THIRD ARENA

LIVESTATS

GAME 3 | NOV. 13, 2019
CINCINNATI 73 | OHIO STATE 78
FIFTH THIRD ARENA | CINCINNATI, OH



Official Basketball Box Score - Final
Ohio State at Cincinnati
11/13/19 Fifth Third Arena, Cincinnati, Ohio
2019-20 Women's Basketball

Game Time: 7:00 PM
Game Duration: 2:15
Attendance: 1,219

Officials: Joseph Vascely, Mjy Fornsberg, Mark Resch

Record: 2-0												
NO. Name	Min	FG M-A	3P M-A	FT M-A	Rebounds OR DR TOT	Fouls PF	TP	AS	TO	ST	Blocks BS BA	+/-
11 Aixa Wone Aranzaz	F 14:38	1-2	0-1	0-0	0 1 1	1 0	2	1	2	0	0	11
14 Dorka Juhász	F 39:59	5-9	1-1	1-3	3 6 9	0 2	12	0	3	1	1	3
3 Jazari Crooms	G 36:44	2-7	0-2	0-0	1 3 4	3 6	10	12	4	3	3	0
10 Bradin Miller	G 36:24	7-11	3-4	1-1	1 4 5	2 2	18	3	2	4	0	13
24 Kierstan Bell	G 19:50	3-9	1-5	0-0	2 2 2	1 1	7	1	3	0	1	-1
4 Jacy Sheldon	21:46	3-7	1-3	0-0	0 2 2	1 0	7	0	1	0	0	2
0 Madison Greene	21:57	4-6	2-3	3-4	0 1 1	2 4	13	1	1	0	0	-4
5 Kadiyn Satterfield	10:56	0-0	0-0	0-0	1 1 2	3 1	0	0	3	0	0	-9
32 Asiyah Patty	23:44	4-7	0-1	1-2	0 5 5	5 1	9	1	1	0	3	4
23 Rebeka Mikulasikova	08:02	0-2	0-0	0-0	2 2 2	1 0	0	1	1	0	1	-7
Team					2 3 5		0	0				
Totals		29-60	8-20	12-18	8 30 38	19 19	78	20	21	9	1	5

Technical Fouls: NONE

Record: 2-2												
NO. Name	Min	FG M-A	3P M-A	FT M-A	Rebounds OR DR TOT	Fouls PF	TP	AS	TO	ST	Blocks BS BA	+/-
10 Thelma Dis Agustsdottir	F 26:59	2-7	1-5	0-0	2 4 6	0 0	5	1	1	0	2	-15
21 Blake Smith	F 14:37	1-3	0-0	1-4	3 0 3	3 2	3	1	1	0	0	5
32 Oshyn Brown	F 33:16	4-9	0-0	3-9	3 8 11	2 6	11	2	5	0	1	-4
11 Sydney Freeman	G 27:59	4-8	3-5	0-0	0 4 4	3 2	0	11	0	2	0	-3

2019-20 GAME-BY-GAME

BOX SCORES

GAME 5 | NOV. 19, 2019
CINCINNATI 72 | CHATTANOOGA 53
FIFTH THIRD ARENA | CINCINNATI, OH



Official Basketball Box Score - Final
Chattanooga at Cincinnati
11/19/19 Fifth Third Arena, Cincinnati, Ohio
2019-20 Women's Basketball

Game Time: 7:00 PM
Game Duration: 1:44
Attendance: 780

Officials: Kevin Pothol, Bob Ertterline, Talisa Green

Chattanooga - 53

Record: 1-4

NO. Name	Min	FG	3P	FT	Rebounds	Fouls	TP	AS	TO	ST	Blocks	BS	BA	+/-
		M/A	M/A	M/A	OR DR TOT	PF	FD							
3 Eboni Williams	F 17:39	3-7	0-0	0-0	0 5 5	3	0	6	0	3	1	0	0	-5
25 Abbey Cornelius	F 31:00	1-3	0-2	1-2	1 3 4	2	3	3	1	2	0	1	0	-18
12 Bria Dial	G 27:24	1-3	0-2	0-0	0 1 1	3	0	2	0	5	0	0	0	-10
13 Nakela Burks	G 38:16	3-9	0-1	3-4	2 1 3	3	5	9	5	2	1	0	2	-16
33 Lakeyn Bouldin	G 38:39	5-10	0-0	4-4	0 3 3	2	3	17	3	2	0	0	1	-17
10 Dena Jamelle	23:19	2-5	1-3	2-2	0 2 2	2	1	7	1	3	0	0	0	-13
34 Kallie Searcy	13:21	2-5	0-0	1-2	1 2 3	3	3	5	0	0	0	1	0	-9
2 Pare Pare	07:05	0-2	0-2	0-0	0 1 1	1	1	0	0	0	0	0	0	-7
32 Ruona Uwuslaba	03:17	1-1	0-0	2-2	0 0 0	1	1	4	0	0	0	1	0	0
Team					0 2 2			0						
Totals		18-45	4-16	13-18	4 20 24	20	17	53	10	17	2	3	3	-19

Technical Fouls: NONE

Record: 3-2

NO. Name	Min	FG	3P	FT	Rebounds	Fouls	TP	AS	TO	ST	Blocks	BS	BA	+/-
		M/A	M/A	M/A	OR DR TOT	PF	FD							
4 Angel Rizzor	F 29:35	2-7	0-0	1-2	3 2 5	4	1	5	2	2	2	1	0	15
23 Ilmar Thomas	F 35:20	12-18	0-0	5-7	4 3 7	3	7	29	3	1	0	1	2	22
11 Sam Rodgers	G 36:12	4-5	2-3	2-2	0 2 2	1	1	12	3	4	0	0	0	21
12 Antoinette Miller	G 33:52	5-13	1-2	3-7	0 3 3	3	5	14	4	2	2	0	0	14
14 Addaya Moore	G 30:01	2-5	0-0	1-2	1 6 7	1	2	5	4	1	1	1	0	18
2 Aleah Nelson	08:44	0-1	0-0	0-0	0 0 0	1	1	0	0	0	1	0	0	11
35 Chellia Watson	15:47	2-7	1-4	2-2	3 4 7	1	2	7	1	1	0	0	0	-1
50 Nesma Khalifa	04:14	0-0	0-0	0-0	0 0 0	2	1	0	0	0	0	0	0	-3
21 Jordan Tuff	06:15	0-1	0-0	0-0	0 0 0	1	0	0	0	0	0	0	0	-2
Team					2 3 5			0						
Totals		27-57	4-9	14-22	13 23 36	17	20	72	17	11	6	3	3	19

Technical Fouls: NONE

	UTC	CIN	Points from	UTC	CIN	Period by Period Scoring
Biggest lead	2 (1 st 9:37)	21 (4 th 0:34)	Turnovers	9	13	1st 2nd 3rd 4th TOT
Best Scoring Run	9 (3 rd 1:39)	9 (4 th 5:49)	Paint	26	40	UTC 10 16 17 10 53
Lead Changes	1	0	Second Chance	3	18	CIN 14 23 12 23 72
Times Tied	2	0	Fast Breaks	3	8	
Time with Lead	00:27	37:04	Bench	16	7	

Dead Ball Rebounds: 5, 1

FIFTH THIRD ARENA

GAME 7 | NOV. 28, 2019
CINCINNATI 48 | BUCKNELL 56
COLISEO MARIO MORALES | SAN JUAN, PUERTO RICO

Official Basketball Box Score -- Game Totals -- Final Statistics
Cincinnati vs BUCKNELL
11/28/19 3:30 PM at Coliseo Mario Morales

Cincinnati 48 • 3-4

		Total			3-Ptr		Rebounds															
#	Player	FG-FGA	FG-FGA	FT-FTA	Off	Def	Tot	PF	TP	A	TO	Blk	Stl	Min								
04	Rizor,Angel	* 6-11	0-0	2-2	1	2	3	3	14	1	0	0	2	29								
11	Rodgers,Sam	* 1-13	0-4	0-0	0	4	4	4	2	2	0	1	1	40								
12	Miller,Antoinette	* 3-7	0-2	1-3	0	4	4	1	7	1	3	0	0	32								
23	Thomas,IlmarI	* 3-8	0-2	2-5	2	5	7	1	8	0	2	0	0	29								
30	Sifa,Florence	* 1-3	0-0	0-0	0	2	2	1	2	1	0	1	0	12								
02	Nelson,Aleah	1-3	0-0	0-0	1	3	4	0	2	2	0	0	0	14								
14	Moore,Addaya	3-6	0-1	0-0	2	1	3	1	6	0	1	2	0	15								
21	Tuff,Jordan	1-4	1-4	0-0	0	1	1	1	3	0	0	0	0	14								
35	Watson,Chellia	1-1	0-0	0-0	0	0	0	3	2	0	0	0	2	4								
50	Khalifa,Nesma	1-3	0-1	0-0	1	5	6	1	2	1	0	2	0	11								
Team					2	1	3															
Totals		21-59	1-14	5-10	9	28	37	16	48	8	6	6	5	200								
1st - FG %		9-14	64.3%		2nd - 5-16		31.3%		3rd - 5-15		33.3%		4th - 2-14		14.3%		Game: 21-59		35.6%		500	
9FG %		0-2	0.0%		1-4		25.0%		0-3		0.0%		0-5		0.0%		1-14		7.1%		Rebound	
FT %		0-0	0.0%		0-1		0.0%		4-5		80.0%		1-4		25.0%		5-10		50.0%		1	

1st - FG %: 9-14 64.3%
3FG %: 0-2 0.0%
FT %: 0-0 0.0%

2nd: 5-16 31.3%
3FG %: 1-4 25.0%
FT %: 0-1 0.0%

3rd: 5-15 33.3%
3FG %: 0-3 0.0%
FT %: 4-5 80.0%

4th: 2-14 14.3%
3FG %: 0-5 0.0%
FT %: 1-4 25.0%

Game: 21-59 35.6%
3FG %: 1-14 7.1%
FT %: 5-10 50.0%

Deadball Rebounds 1

BUCKNELL 56 • 4-3

#	Player	Total			3-Ptr			Rebounds			PF	TP	A	TO	Blk	Stl	Min
		FG	FGA	FG-FGA	FT	FTA	FT-FTA	Off	Def	Tot							
03	Brugler,Tessa	*	2-4	0-0		4-5		1	2	3	1	8	1	0	0	0	30
12	Walls,Maryl	*	4-12	0-2	0-0		0	5	5	4	8	5	1	0	0	0	34
23	Johnson,Ally	*	4-9	3-7	0-0		0	4	4	2	11	0	2	0	0	3	33
25	Kapp,Abby	*	4-8	3-7	2-2		0	3	3	0	13	1	1	1	1	0	31
40	Mack,Ellie	*	1-8	1-3	3-4		2	10	12	1	6	2	3	2	0	0	35
11	O'Brien,Taylor		2-8	1-3	2-2		1	5	6	1	7	0	3	1	0	0	18
21	Krsul,Carly		0-0	0-0	0-0		0	0	0	1	0	0	0	0	0	0	5
24	Ceppi,Autumn		1-2	0-0	1-1		1	0	1	1	3	0	0	0	0	0	14
	Team						1	4	5								
Totals			18-51	8-22	12-14		6	33	39	11	56	9	10	4	3		200
1st - FG %:		4-13	30.8%	2nd: 6-13	46.2%	3rd: 5-14	35.7%	4th: 3-11	27.3%	Game: 8-21		38.1%	4-14		28.6%	Deadball	
2FG %:		2-4	50.0%	2-4	50.0%	2-4	50.0%	2-4	50.0%	Game: 9-25		36.0%	12-14		85.7%	Rebounds	
FT %:		3-4	75.0%	4-4	100.0%	0-0	0.0%	5-6	83.3%	Game: 12-14		85.7%					

1st - FG %: 4-13 30.8%
3FG %: 1-4 25.0%
FT %: 3-4 75.0%

2nd: 6-13 46.2%
3FG %: 2-4 50.0%
FT %: 4-4 100.0%

3rd: 5-14 35.7%
3FG %: 3-6 50.0%
FT %: 0-0 0.0%

4th: 3-11 27.3%
3FG %: 2-8 25.0%
FT %: 5-6 83.3%

Game: 18-51 35.3%
3FG %: 8-22 36.4%
FT %: 12-14 85.7%

Deadball Rebounds 1

Officials: Kevin Ruland, Keith Miller, Axel Coll
Technical fouls: Cincinnati-None, BUCKNELL-None.
Attendance: 100

Score by periods	1st	2nd	3rd	4th	Total
Cincinnati	18	11	14	5	48
BUCKNELL	12	18	13	13	56

GAME 6 | NOV. 27, 2019
CINCINNATI 61 | IOWA 69
COLISEO RUBEN RODRIGUEZ | SAN JUAN, PUERTO RICO

Official Basketball Box Score -- Game Totals -- Final Statistics
IOWA vs Cincinnati
11.27.19 3.30 PM at Coliseo Ruben Rodriguez

IOWA 69 • 4-1

#	Player	Total		3-Ptr		Rebounds			PF	TP	A	TO	Blk	Stl	Min
		FG-FGA	FG-FGA	FT-FTA	FT-FTA	Off	Def	Tot							
03	Makenzie Meyer	*	2-7	2-6	2-4	1	1	2	0	8	4	5	0	2	34
05	Alexis Sevillian	*	2-7	2-7	0-0	0	2	2	1	6	3	0	1	2	13
22	Kathleen Doyle	*	6-17	1-5	0-0	2	6	8	3	13	6	1	0	0	37
25	Monika Czinano	*	7-8	0-0	2-2	0	4	4	5	16	1	1	1	0	27
43	Amanda Ollinger	*	5-6	0-0	0-0	2	5	7	0	10	4	0	0	1	33
01	Tomi Taiwo		0-0	0-0	0-0	0	1	1	1	0	0	0	0	0	6
14	McKenna Warnock		3-6	1-2	0-0	1	3	4	2	7	2	2	0	0	19
20	Kate Martin		0-2	0-1	0-0	0	1	1	0	0	1	0	0	0	8
24	Gabbie Marshall		3-8	3-6	0-2	1	0	1	1	9	0	2	0	1	23
Team						0	6	6							
Totals			28-61	9-27	4-8	7	29	36	13	69	21	11	2	6	200
1st - FG %:		54.1	35.7%	2nd - 7-13	53.8%	3rd - 7-21	33.3%	4th - 9-13	69.2%	Game: 28-61		45.9%	DeaDoul		
3FG %:		0-5	0.0%	0-3	0.0%	3-10	30.0%	6-9	66.7%	9-27		33.3%	Rebounds		
FT %:		0-0	0.0%	1-1	100.0%	0-0	0.0%	3-7	42.9%	4-8		50.0%	2		

1st - FG %: 5-14 35.7%
3FG %: 0-5 0.0%
FT %: 0-0 0.0%

2nd: 7-13 53.8%
3FG %: 0-3 0.0%
FT %: 1-1 100.0%

3rd: 7-21 33.3%
3FG %: 3-10 30.0%
FT %: 0-0 0.0%

4th: 9-13 69.2%
3FG %: 6-9 66.7%
FT %: 3-7 42.9%

Game: 28-61 45.9%
3FG %: 9-27 33.3%
FT %: 4-8 50.0%

Deadball Rebounds 2

Cincinnati 61 • 3-3

#	Player	Total		3-Ptr		Rebounds			PF	TP	A	TO	Blk	Stl	Min
		FG-FGA	FG-FGA	FT-FTA	Off	Def	Tot								
04	Rizor,Angel	*	2-7	0-0	3-4	4	8	12	1	7	1	0	1	1	35
11	Rodgers,Sam	*	5-14	2-10	2-2	0	5	5	2	14	3	2	0	1	37
12	Miller,Antoinette	*	4-21	2-8	0-0	0	2	2	3	10	5	2	0	1	38
23	Thomas,Ilmar I	*	10-12	0-0	0-0	8	5	13	1	20	1	2	1	0	36
30	Sifa,Florence	*	3-8	1-1	1-2	1	1	2	5	8	0	0	0	0	17
02	Nelson,Aleah		1-1	0-0	0-0	0	0	0	2	2	0	0	0	1	4
14	Moore,Addaya		0-5	0-3	0-0	2	1	3	1	0	0	2	1	0	23
21	Tuff,Jordan		0-1	0-1	0-0	1	1	2	0	0	1	0	0	0	3
35	Watson,Chellia		0-2	0-2	0-0	0	1	1	0	0	0	1	0	0	6
50	Khalifa,Nesma		0-0	0-0	0-0	0	0	0	0	0	0	1	0	0	1
Team						2	4	6							
Totals			25-71	5-25	6-8	18	28	46	15	61	11	10	3	4	200
1st - FG %: 7-18 38.9% 2nd - 4-15 26.7% 3rd - 8-19 42.1% 4th- 6-19 31.6% Game: 25-71 35.2% Deadball Rebounds															
3FG %: 1-7 14.3% 0-3 0.0% 1-4 25.0% 3-11 27.3% 5-25 20.0% 75.0%															
FT %: 0-0 0.0% 0-0 0.0% 1-4 25.0% 4-4 100.0% 6-8 75.0% 20.0%															
1															


1st - FG %: 7-18 38.9%
3FG %: 1-7 14.3%
FT %: 0-0 0.0%

2nd: 4-15 26.7%
3FG %: 0-3

2019-20 GAME-BY-GAME

BOX SCORES

GAME 9 | DEC. 8, 2019
CINCINNATI 98 | MIAMI (OH) 68
FIFTH THIRD ARENA | CINCINNATI, OH



Official Basketball Box Score - Final

Miami (OH) at Cincinnati

12/08/19 Fifth Third Arena, Cincinnati, Ohio

2019-20 Women's Basketball

Game Time: 2:00 PM

Game Duration: 1:45

Attendance: 1,057

Miami (OH) - 68

Record: 4-5

Officials: Patou Gasco-Stephens, Rod Creech, John Capriano

NO.	Name	Min	FG M-A	3P M-A	FT M-A	Rebounds OR DR TOT	Fouls PF	TP	AS	TO	ST	Blocks BS BA	+/-	Shooting By Period			
														FG%	FT%		
32	Savannah Kluesner	F 21:35	4-7	0-0	3-5	0	3	3	1	3	11	2	3	1	4	0	-27
54	Kelly McLaughlin	F 21:57	4-9	0-0	2-2	1	2	3	1	2	10	0	0	0	1	1	-19
13	Lauren Dickerson	G 28:19	5-19	3-10	0-0	2	1	3	1	1	13	2	3	1	0	1	-21
24	Bree Paulson	G 06:06	0-1	0-1	0-0	0	0	0	2	0	0	0	1	0	0	0	-14
25	Peyton Scott	G 27:53	5-13	2-5	1-2	2	1	3	3	2	13	4	3	4	0	2	-24
0	Monique Esbrand	G 22:18	2-9	2-7	0-0	2	0	2	1	1	6	2	0	1	0	1	-9
35	Abbey Hoff	02:47	0-0	0-0	0-0	0	0	0	0	0	0	0	0	0	0	0	-3
4	Vannessa Garrelts	11:12	2-3	0-1	0-0	1	1	2	1	4	4	2	3	3	0	0	-6
34	Anani Freeman	11:14	0-1	0-0	0-0	1	2	3	5	1	0	0	0	0	0	0	5
45	Thaenna Fulton	20:36	1-7	0-0	2-2	2	1	3	1	1	4	0	1	0	1	0	-15
23	Kenzie Schmitz	16:59	1-4	0-0	0	5	1	6	0	1	2	2	2	1	0	2	-12
1	Alexis Straw	09:04	2-3	0-0	1-4	0	4	4	0	2	5	1	0	0	0	0	-5
Team						5	1	6	0	0	0	2					
Totals			26-76	7-24	9-15	21	17	38	16	18	68	15	18	11	5	8	-30

FG% 42.9%

FT% 60.0%

3PT% 24.0%

2nd FG% 52.2%

3PT% 39.3%

FT% 22.000%

3rd FG% 61.7%

3PT% 0.0%

FT% 24.33%

4th FG% 92.3%

3PT% 30.1%

FT% 33.33%

GM FG% 26.76%

3PT% 24.29%

FT% 60.00%

Dead Ball Rebounds: 4

Technical Fouls: NONE

Cincinnati - 98		Record: 5-4																						
NO.	NAME	Min	FG		3P		FT		Rebounds		PF	Fouls	TP	AS	TO	ST	Blocks		+/-	Shooting By Period				
			M	A	M	A	M	A	OR	DR							TOT	BS		BA	1st	2nd	3rd	FT%
4	Angel Rizzor	F 26:19	6	12	0	0	6	6	3	4	7	2	5	18	2	2	1	3	25	1st	FG%	10-19	52.6%	
23	Ilmar'i Thomas	F 26:02	10	14	0	0	4	5	4	4	8	1	6	24	4	2	1	3	0	28	2nd	FG%	22	100%
11	Sam Rodgers	G 29:06	3	8	1	3	1	2	0	6	6	1	1	8	5	2	3	1	0	24	2nd	FG%	81	50.0%
14	Addaya Moore	G 24:36	4	7	0	0	0	0	3	6	9	5	0	8	4	2	1	0	0	23	3PT%	0	1.0%	
30	Florence Sifa	G 22:13	5	7	0	0	0	1	2	3	3	2	10	4	4	2	0	1	24	FT%	3	33%		
3	Jada Scott	08:30	1	2	0	0	0	0	1	1	2	1	0	2	1	2	0	0	0	3	3PT%	9	19.0%	
35	Chellia Watson	16:23	2	7	1	2	0	0	2	2	4	1	0	5	9	1	1	0	1	16	3PT%	0	0.0%	
60	Nesma Khalifa	09:16	3	3	0	0	0	0	1	3	3	1	6	0	1	1	1	0	9	FT%	6	75%		
21	Jordan Tuff	13:15	3	4	2	2	0	0	0	0	0	0	8	0	1	1	2	0	-2	4th	FG%	14-18	77.8%	
2	Aleah Nelson	12:55	1	2	0	0	0	1	1	2	0	1	2	0	0	0	0	3	3	3PT%	45	80.0%		
10	Jadyn Scott	08:31	2	5	0	0	0	0	0	1	1	2	0	4	0	0	0	0	1	FT%	0	1.0%		
33	Sofia Grizali	02:54	1	1	1	1	0	0	0	1	1	0	3	0	1	0	0	0	2	GM FG%	47.2	56.9%		
																			3PT%	5	50.0%			
																			FT%	11-14	78.6%			
Team									1	0	1	0	0	1						Dead Ball Rebounds: 1.0				
Totals			41-72	5-9	11-14	16	31	47	19	16	98	31	18	11	8	5	3	30						

Technical Fouls: Rizzor 3rd 1:56


		MIA	CIN
Biggest lead	0 (1 st 10:00)	30 (4 th 2:32)	
Best Scoring Run	11 (2 nd 3:33)	11 (2 nd 6:23)	
Lead Changes	0	0	
Times Tied	0	0	
Time with Lead	00:00	39:55	

		MIA	CIN
Points from Turnovers		18	19
Paint		28	60
Second Chance		16	22
Fast Breaks		13	33
Bench		21	30

Period by Period Scoring					
	1st	2nd	3rd	4th	TOT
MIA	16	15	14	23	68
CIN	23	19	24	32	98

FIFTH THIRD ARENA

GAME 11 | DEC. 17, 2019
CINCINNATI 62 | ALABAMA A&M 47
FIFTH THIRD ARENA | CINCINNATI, OH



Official Basketball Box Score - Final

Alabama A&M at Cincinnati

12/18/19 Fifth Third Arena, Cincinnati, Ohio

2019-20 Women's Basketball

Game Time: 12:00 AM

Game Duration: 2:04

Attendance: 718

Records: 3-6

Officials: Frank Steratore, Geraldine Smith, Chastity Taylor

NO.	Name	Min	FG M-A	3P M-A	FT M-A	Rebounds OR DR TOT	Fouls PF	TP	AS	TO	ST	Blocks BS BA	+/-					
21	Darionna Lewis	F 17:36	4-5	0-0	0-1	1	5	6	4	1	8	1	0	0	0	1	-4	
50	De'Asia Thomas	F 28:12	2-4	0-0	1-2	0	3	3	3	5	2	1	0	0	0	1	-1	
4	Jamecia Cobb	G 27:33	2-9	0-0	4-4	2	5	7	2	2	8	4	2	0	1	1	-1	
23	Deshawna Harper	G 20:03	1-6	0-0	0-1	1	1	2	1	0	2	4	0	0	0	0	-13	
24	Tierra Dark	G 28:18	2-10	0-1	0-0	1	2	3	3	4	4	0	1	0	0	0	-8	
5	Nigeria Jones	33:57	2-15	1-4	3-6	0	1	1	1	5	8	6	2	1	1	1	-15	
32	Elexis Evans	10:14	2-4	0-0	0-2	4	2	6	3	2	4	0	0	0	0	0	1	
34	Ariana Powe	10:21	0-2	0-0	0-0	1	1	2	2	0	0	1	1	1	0	0	-7	
22	Jasmine Stanley	09:07	2-3	0-0	2-2	5	2	7	0	2	6	0	1	0	0	0	-16	
11	Je'Naiya Davis	10:09	0-2	0-1	2-2	0	0	0	0	1	2	0	0	0	0	0	-10	
12	Kamari Jones	04:30	0-1	0-0	0-0	1	1	2	3	0	0	0	0	0	0	0	-11	
Team						2	5	7	0	0	1							
Totals			17-61	1-10	12-19	18	28	46	22	20	47	11	15	4	2	6	-15	

Technical Fouls: NONE

Shooting By Period

1st FG:	6-16	37.5%
3PT:	0-4	0.0%
FT:	2-2	100%
2nd FG:	2-14	14.3%
3PT:	0-1	0.0%
FT:	3-6	50%
3rd FG:	3-13	23.1%
3PT:	0-1	0.0%
FT:	7-10	70%
4th FG:	6-18	33.3%
3PT:	1-4	25.0%
FT:	0-1	0%
FG PCT:	17-61	27.9%
3PT:	1-10	10.0%
FT:	12-19	63.2%

Technical Fouls: NONE

Records: 7-4													Game Time: 12:00 AM Game Duration: 2:04 Attendance: 718					
NO.	Name	Min	FG M-A	3P M-A	FT M-A	Rebounds OR DR TOT	Fouls PF	TP	AS	TO	ST	Blocks BS BA	+/-					
4	Angel Rizzor	F 25:51	0-10	0-0	6-6	4	4	8	4	6	16	2	4	1	1	0	21	
23	Ilmar'i Thomas	F 26:37	5-11	0-0	6-7	5	6	8	4	6	16	2	4	1	0	0	10	
11	Sam Rodgers	G 36:40	6-9	4-5	0-0	0	3	3	0	3	16	2	0	1	2	0	17	
14	Addaya Moore	G 13:33	0-5	0-0	0-0	1	1	2	2	0	0	1	2	0	1	1	-2	
30	Florence Sifa	G 31:28	9-20	0-0	0-1	1	1	2	0	3	18	3	1	3	0	0	10	
10	Jadyn Scott	16:31	1-3	0-0	0-0	0	5	6	2	2	1	0	2	0	0	0	7	
60	Nesma Khalifa	05:56	0-0	0-0	0-0	0	0	0	0	1	0	0	0	0	0	0	-5	
2	Aleah Nelson	18:26	0-0	0-0	0-0	0	2	2	1	0	0	3	0	0	0	0	18	
33	Sofia Grizali	11:55	0-1	0-0	1-2	3	2	5	3	1	1	1	2	1	0	0	13	
35	Chellia Watson	05:16	1-4	0-1	0-0	0	0	0	4	0	2	0	1	1	0	0	-7	
3	Jada Scott	07:07	0-1	0-0	1-2	1	2	3	1	1	1	1	0	0	0	0	-4	
21	Jordan Tuff	00:40	0-0	0-0	0-0	0	0	0	0	0	0	0	0	0	0	0	-3	
Team						3	4	7	0	0	0							
Totals			22-64	4-6	14-18	17	29	46	20	22	62	16	13	8	6	2	15	

Shooting By Period		
1 st FG%	47.1	23.5%
2 nd FG%	57.7	100%
3 rd FG%	57.1	44.4%
4 th FG%	81.3	61.5%
3PT%	3	100.0%
FT%	7.7	100%
3 rd 3PT%	36.6	33.3%
3PT%	0	0.0%
FT%	2.4	50%
4 th FG%	51.8	27.8%
3PT%	0	0.0%
FT%	0	0.0%
GM FG%	22.64	34.4%
3PT%	4.6	66.7%
FT%	14.18	77.8%


Technical Fouls: NONE

		AAM	CIN
Biggest lead	9 (1 st 3:59)	21 (3 rd 5:47)	
Best Scoring Run	8 (1 st 5:43)	14 (2 nd 8:21)	
Lead Changes	1	0	
Times Tied	1	0	
Time with Lead	09:44	29:51	

		AAM	CIN
Points from Turnovers		9	11
Paint		30	32
Second Chance		8	11
Fast Breaks		4	15
Bench		20	6

Period by Period Scoring					
	1st	2nd	3rd	4th	TOT
AAM	14	7	13	13	47
CIN	14	26	12	10	62

GAME 12 | DEC. 21, 2019
CINCINNATI 69 | PITTSBURGH 53
FIFTH THIRD ARENA | CINCINNATI, OH



Official Basketball Box Score - Final

Pittsburgh at Cincinnati

12/21/19 Fifth Third Arena, Cincinnati, Ohio

2019-20 Women's Basketball

Game Time: 2:00 PM

Game Duration: 1:43

Attendance: 886

Records: 3-8

Officials: Eric Brewton, Mark Resch, Tara Quirk

Pittsburgh - 53

NO.	Name		Min	FG		3P	FT	M.A.	Rebounds	OR	DR	TOT	Fouls	PF	TP	AS	TO	ST	Blocks	BS	BA	+/-	
				M	A																		
11	Cara Jenkins	C	14:45	3	3	0	1	2	3	0	2	7	0	2	0	2	0	2	0	0	0	0	-8
1	Dayshannette Harris	G	22:03	1	5	0	3	4	0	5	1	2	5	1	5	2	0	1	0	1	0	-9	
2	Aysia Bugg	G	28:15	3	15	2	8	0	0	1	1	0	8	4	0	2	1	0	2	1	0	-13	
5	Amber Brown	G	32:10	5	11	0	0	2	11	2	3	5	0	7	12	3	1	2	2	0	0	-13	
12	Gabbie Green	G	24:18	3	7	2	5	0	0	1	3	4	4	0	8	1	2	0	0	0	0	-2	
23	Rita Igboke	G	22:25	2	5	0	0	1	2	5	4	9	2	1	5	0	2	0	4	0	0	-13	
0	Jahany Knight		17:57	0	2	0	0	0	0	0	0	0	2	0	0	0	2	0	1	0	0	-7	
4	Emy Hayford		21:44	1	6	0	2	2	1	2	3	3	4	0	0	2	0	0	0	0	0	-15	
21	Marcella Lamark		05:08	2	3	0	0	0	0	0	0	0	0	4	0	1	1	0	1	0	0	5	
18	Kyla Nelson		05:32	0	1	0	0	0	0	0	0	0	0	0	0	0	1	0	0	0	0	-2	
0	Jermi Priaso		05:43	0	1	0	0	0	0	0	0	0	0	0	0	1	1	0	0	0	0	-2	
Team									3	3	6	0	0	0	0	0	0	0	0	0	0	0	
Totals				20:59	4	16	9	21	23	23	36	14	15	53	10	17	9	9	3	1	0	0	-16

Technical Fouls: NONE

Shooting By Period

1st FG	5-15	33.3%
3PT%	0-3	0.0%
FT%	0-2	0%
2nd FG	4-8	50.0%
3PT%	1-2	50.0%
FT%	5-13	38.5%
3rd FG	7-20	35.0%
3PT%	3-6	50.0%
FT%	1-2	50%
4th FG	4-16	25.0%
3PT%	0-5	0%
FT%	3-4	75%
GM FG	20-59	33.9%
3PT%	4-16	25.0%
FT%	9-21	42.9%

Play By Play

Rebounds: 10

20

2019-20 GAME-BY-GAME

BOX SCORES

GAME 13 | DEC. 30, 2019
CINCINNATI 86 | COPPIN STATE 40
FIFTH THIRD ARENA | CINCINNATI, OH



Official Basketball Box Score - Final
Cincinnati State at Cincinnati
12/30/19 Fifth Third Arena, Cincinnati, Ohio
2019-20 Women's Basketball

Game Time: 7:00 PM
Game Duration: 1:42
Attendance: 1,094

Officials: Norm Jones, Bruce Morris, Tommi Raitis

Coppin State - 40		Record: 6-11																	
NO. Name	Min	FG		3P		FT	Rebounds		Fouls		TP	AS	TO	ST	Blocks		+/-	Shooting By Period	
		M/A	M/A	M/A	M/A		OR	DR	PF	FF					BS	BA			
12 Oluwadamilola Oloyede	F 23:22	0-2	0-0	2-2	5	2	7	2	2	2	1	3	0	0	1	-35	1st FG%	3-15	20.0%
23 Chance Graham	F 26:01	1-7	0-2	0-0	0	3	3	2	1	2	0	1	2	1	0	-47	3PT%	2-7	28.6%
2 Alexandria Hamilton	G 27:16	2-11	1-2	0-0	0	2	2	1	2	5	1	4	0	0	0	-40	2nd FG%	1-12	8.3%
3 Aiyah Lawson	G 16:42	2-8	1-5	0-0	0	0	0	0	2	1	5	1	5	0	0	-30	3PT%	1-2	50.0%
4 Marley Gromway	G 21:10	4-8	3-6	0-0	0	1	1	1	0	11	1	2	0	0	0	-22	FT%	3-4	75%
10 E'Mya Price	24:07	1-3	0-1	0-0	0	3	3	3	0	2	0	2	0	1	1	-22	3rd FG%	5-12	41.7%
45 Jalynda Sallee	15:54	2-4	0-0	2-4	0	3	2	5	0	2	6	0	0	1	1	-7	FT%	2-6	33.3%
0 Tynee Allen	19:51	2-5	1-1	2-2	0	4	4	3	2	7	1	0	0	0	1	-6	4th FG%	5-17	29.4%
15 Unique Meyers	03:11	0-2	0-1	0-0	0	0	0	0	0	0	0	1	0	0	0	-5	3PT%	1-6	16.7%
11 Diamond Adams	12:44	0-3	0-1	0-0	0	0	0	0	0	0	1	1	0	0	0	-6	FT%	1-2	50.0%
11 Abby Weiss	09:52	0-3	0-2	0-0	1	0	1	1	0	0	1	1	0	1	0	-10	GM FG%	14-56	25.0%
Team					4	2	6			0	2						3PT%	6-21	28.6%
Totals		14-56	6-21	6-8	13	19	32	15	10	40	6	22	3	4	5	-46	FT%	6-8	75.0%

Technical Fouls: NONE

Dead Ball Rebounds: 3, 0

Cincinnati - 86		Record: 9-4														
NO. Name	Min	FG M/A	3P M/A	FT M/A	Rebounds OR DR TOT	Fouls PF	TP	AS	TO	ST	Blocks BS BA	+/-	Shooting By Period			
4 Angel Rizzor	F 18:43	7-11	0-0	6-6	3 1 4	0 3 20	1	0	1	1	0	37	1st FG%	9-16	56.3%	
23 Ilmar Thomas	F 19:23	10-15	0-0	1-2	2 4 6	0 1 21	1	1	1	1	1	0	37	3PT%	2-4	50.0%
11 Sam Rodgers	G 25:01	2-8	2-6	0-0	1 3 4	0 1 6	4	0	1	0	1	0	41	2nd FG%	11-22	50.0%
12 Antoinette Miller	G 20:42	2-6	0-1	2-2	0 2 2	2 2 6	1	2	0	1	1	0	32	3PT%	1-2	50.0%
14 Addysa Moore	G 18:36	2-5	0-1	0-0	3 5 8	1 2 4	4	0	2	0	0	33	3rd FG%	2-2	100%	
3 Jada Scott	13:40	0-3	0-0	0-0	0 1 2	0 0 2	0	2	0	1	1	8	FT%	13-24	54.2%	
2 Aleah Nelson	21:26	1-1	1-1	0-0	0 3 3	2 0 3	2	0	1	1	0	16	FT%	1-4	25.0%	
50 Nesma Khalifa	13:05	2-6	0-0	0-0	1 2 3	0 0 4	1	1	0	0	0	8	FT%	0-0	0%	
35 Chellia Watson	19:30	7-8	2-2	2-2	1 3 4	0 3 18	3	1	3	1	0	25	4th FG%	1-9	11.1%	
10 Jady Scott	12:33	1-6	0-0	1-1	2 0 2	3 1 3	0	1	0	1	0	2	3	3PT%	1-3	33.3%
3 Sofia Grizali	08:01	0-0	0-0	1-2	1 2 3	0 2 1	1	1	0	1	0	0	-1	FT%	4-5	80%
21 Jordan Tuff	06:44	0-2	0-2	0-0	1 1 2	0 0 0	0	0	1	0	0	0	-8	GM FG%	34-71	47.9%
5 Jana Abdullah	02:36	0-0	0-0	0-0	0 0 0	0 0 0	0	0	1	0	0	0	-1	3PT%	5-13	38.5%
Team					5 0 5		0	2						FT%	13-15	86.7%
Totals		34-71	5-13	13-15	20 27 47	10 15 86	25	11	12	5	4	46		Dead Ball Rebounds: 1, 0		

Technical Fouls: NONE

Points from		CSU		CIN		Turnovers		Paint		Second Chance		Fast Breaks		Bench		Period by Period Scoring	
Biggest lead	0 (1st 10:00)	56 (4th 7:37)				14	29									1st	2nd
Best Scoring Run	7 (4th 4:45)	20 (3rd 9:50)				10	20									3rd	4th
Lead Changes	0					10	20									10	6
Times Tied	0					0	35									12	12
Time with Lead	00:00	39:56				15	29									27	7

FIFTH THIRD ARENA

GAME 15 | JAN. 8, 2020
CINCINNATI 73 | MEMPHIS 66
ROANE FIELDHOUSE | MEMPHIS, TN



Official Basketball Box Score - Final
Cincinnati at Memphis
01/08/20 Roane Fieldhouse, Memphis
2019-20 Women's Basketball

Game Time: 1:00 PM
Game Duration: 1:28
Attendance: 411

Officials: Norm Jones, Brian Ertter, Fabio Caserio-Seguros

Cincinnati - 73		Record: 10-9 (1-0)																				
NO. Name	Min	FG	3P	FT	Rebounds	Fouls	TP	AS	TO	ST	Blocks	BS	BA	+/-	Shooting By Period							
		M/A	M/A	M/A	OR DR TOT	PF									1st	2nd	3rd	4th	FT	FT%		
4 Angel Rizzor	F 12:56	2-5	0-0	2-2	2 4 6	4 2 8	0	1	0	0	0	1	0	11		1st FG%	6-19	31.6%				
23 Ilmar Thomas	F 37:59	8-12	0-0	7-8	2 12 14	1 4 23	3	1	1	0	1	1	0	11		3PT%	1-7	14.3%				
3 Jada Scott	G 09:11	1-2	0-0	0-0	0 1 1	4 0 2	1	1	2	0	0	0	0	-2		FT%	0-0	0%				
11 Sam Rodgers	G 40:00	1-8	1-6	4-5	0 4 4	3 5 7	4	1	2	0	0	0	0	7		GM FG%	6-17	35.3%				
12 Antoinette Miller	G 40:00	10-22	3-8	4-8	0 1 1	3 5 27	2	6	4	0	0	0	0	7		3PT%	1-6	16.7%				
14 Addysa Moore	21:50	2-6	0-1	0-0	4 2 6	2 1 4	2	1	1	1	0	0	0	3			FT%	6-7	85.7%			
10 Jady Scott	08:52	0-1	0-0	0-0	1 0 1	1 1 0	0	0	0	0	0	0	0	3		3rd FG%	8-15	53.3%				
50 Nesma Khalifa	04:28	0-1	0-0	0-0	0 0 0	0 0 0	0	0	2	0	0	0	0	-5		FT%	2-4	50.0%				
21 Jordan Tuff	06:42	0-3	0-3	0-0	0 1 1	0 0 0	0	0	0	0	0	0	0	9		4th FG%	1-2	50.0%				
2 Aleah Nelson	18:04	1-3	0-2	2-2	1 1 2	1 1 4	1	0	1	0	0	0	0	4		3PT%	0-3	0.0%				
Team					3 0 3		0	0								FT%	13-16	81.3%				
Totals		25-63	4-20	19-28	13 26 39	19 19 73	13	13	13	11	1	1	7			GM FG%	25-63	39.7%				
															Technical Fouls: NONE							

Technical Fouls: NONE

Dead Ball Rebounds: 1, 0

Memphis - 66		Record: 9-6 (0-2)														Dead Ball Rebound: 1			
NO. Name	Min	FG M/A	3P M/A	FT M/A	Rebounds OR DR TOT	Fouls PF	TP	AS	TO	ST	Blocks BS BA	+/-	Shooting By Period						
20 Keke Hunter	F 29:58	5-9	0-0	4-6	3 7 10	2 3 14	0	7	0	0	0	-13	1st FG%	10-15	66.7%				
32 Dulcy Mendjideau Fankam	F 29:39	10-13	0-0	2-6	3 6 9	5 5 22	0	2	0	1	0	-4	3PT%	0-1	0.0%				
3 Gazmyne Herndon	G 31:03	4-7	0-0	0-3	0 7 7	3 3 0	8	5	4	1	0	-9	FT%	2-2	100%				
5 Aerial Wilson	G 21:54	0-2	0-0	0-0	0 3 3	3 0 0	4	2	0	0	0	0	2nd FG%	3-11	27.3%				
23 Jamirah Shutes	G 35:43	4-13	0-3	2-3	0 1 1	0 1 0	2	3	1	0	0	-15	3PT%	0-3	0.0%				
2 Madison Griggs	23:29	1-7	1-7	0-0	0 0 0	3 0 3	3	2	1	0	0	-12	FT%	3-7	42.9%				
33 Alana Davis	17:33	2-5	0-0	1-1	1 1 2	1 3 5	0	1	1	0	0	3	3rd FG%	10-16	62.5%				
35 Julian McDonald	07:51	1-1	0-0	0-0	0 0 0	2 0 2	0	0	0	0	0	15	4th FG%	1-3	33.3%				
53 Lanetta Williams	02:50	1-1	0-0	0-1	0 2 2	0 1 2	0	0	0	0	0	0	3PT%	0-0	0.0%				
Team					3 1 4		0	2					FT%	0-2	0%				
Totals		28-58	1-10	9-20	10 28 38	19 19 66	14	23	4	1	1	7	GM FG%	29-58	48.3%				
														Technical Fouls:	NONE	3PT%	0-1	10.0%	

Technical Fouls: NONE

Dead Ball Rebounds: 4, 2

Points from		CIN		MEM		Turnovers		Paint		Second Chance		Fast Breaks		Bench
-------------	--	-----	--	-----	--	-----------	--	-------	--	---------------	--	-------------	--	-------

2019-20 GAME-BY-GAME

BOX SCORES

GAME 17 | JAN. 18, 2020
CINCINNATI 59 | TULANE 64
DEVLIN FIELDHOUSE | NEW ORLEANS, LA



Official Basketball Box Score - Final
Cincinnati at Tulane
01/18/20 Aaron B. Fogelman Arena in Devlin Fieldhouse, New Orleans
2019-20 Women's Basketball

Game Time: 9:30 PM
Game Duration: 1:56
Attendance: 1,903

Officials: Joseph Vazir, Maj Forsberg, Tara Cruise

Record: 11-6 (2-2)												
NO. Name	Min	FG	3P	FT	Rebounds	Fouls	TP	AS	TO	ST	Blocks	+/-
		M.A.	M.A.	M.A.	OR DR TOT	PF FO					BS BA	
4 Angel Rizzor	F 38:28	6-12	0-0	2-4	3 4 7	3 1	14	3	2	1	0 1	-5
23 Ilmar'i Thomas	F 37:19	3-10	0-1	6-8	6 5 11	4 5	12	3	2	1	1 3	0
11 Sam Rodgers	G 37:07	2-12	1-9	3-4	0 5 5	4 2	8	3	1	2	0 0	-3
12 Antonette Miller	G 38:28	8-27	2-7	2-3	0 4 4	2 5	20	3	2	1	0 3	-5
14 Addaya Moore	G 23:06	1-3	1-2	0-0	1 2 3	2 2	3	0	1	1	1 0	3
2 Aleah Nelson	07:18	0-0	0-0	0-0	1 0 1	1 0	0	0	0	0	0 0	-3
3 Jada Scott	05:11	0-0	0-0	0-0	0 0 0	1 0	0	0	0	0	0 0	-2
10 Jady'n Scott	06:07	0-0	0-0	0-0	1 0 1	1 0	0	0	0	0	0 0	-7
35 Chellia Watson	06:56	1-3	0-0	0-0	0 0 0	0 2	0	1	0	0	1 1	-3
Team					4 2 6	0 0						
Totals		21-67	4-19	13-19	16 22 38	18 15	59	12	9	6	2 10	-5

Technical Fouls: NONE

Shooting By Period		
1st FG%	3-18	16.7%
3PT%	0-5	0.0%
FT%	0-0	0%
2nd FG%	4-13	30.8%
3PT%	1-4	25.0%
FT%	2-4	50%
3rd FG%	7-17	41.2%
3PT%	1-2	50.0%
FT%	6-9	66.7%
4th FG%	7-19	36.8%
3PT%	2-8	25.0%
FT%	5-6	83.3%
GM FG%	21-67	31.3%
3PT%	4-19	21.1%
FT%	13-19	68.4%

Dead Ball Rebounds: 4, 1

Record: 10-8 (5-0)												
NO. Name	Min	FG	3P	FT	Rebounds	Fouls	TP	AS	TO	ST	Blocks	+/-
		M.A.	M.A.	M.A.	OR DR TOT	PF FO					BS BA	
23 Krystal Freeman	F 36:16	2-10	0-0	1-4	1 8 9	2 3	5	4	3	3	1 1	6
42 Mia Heide	F 31:53	2-5	0-0	0-0	6 6 14	4 1	4	0	5	0	5 0	5
00 Anuska Clark	G 35:45	8-19	0-1	2-6	2 7 9	1 4	18	8	3	0	1 0	4
5 Kayla Manuiriangi	G 21:56	3-9	3-8	1-2	1 1 2	1 2	10	0	0	0	0 1	8
12 Sierra Cheatham	G 34:20	2-4	0-1	2-3	0 4 4	1 3	6	1	1	1	2 0	3
1 Kalla Anderson	10:46	0-1	0-1	0-0	0 0 0	1 1	0	1	0	1	0 0	-3
14 Dynah Jones	16:12	7-8	2-3	1-3	2 2 4	4 3	17	1	3	0	0 0	1
21 Irina Parau	06:15	0-0	0-0	0-0	0 0 0	1 1	0	0	0	0	1 0	7
30 Dene' Mimms	06:37	2-3	0-0	0-0	0 0 0	0 0	4	0	0	0	0 0	-6
Team					0 4 4	0 0		0	3			
Totals		26-59	5-14	7-18	14 32 46	15 18	64	15	18	5	10 2	5

Technical Fouls: NONE

Shooting By Period		
1st FG%	4-18	22.2%
3PT%	0-4	0.0%
FT%	3-3	100%
2nd FG%	5-13	38.5%
3PT%	2-4	50.0%
FT%	1-4	25%
3rd FG%	10-17	58.8%
3PT%	2-4	50.0%
FT%	1-2	50%
4th FG%	7-11	63.6%
3PT%	1-2	50.0%
FT%	2-9	22.2%
GM FG%	26-59	44.1%
3PT%	5-14	35.7%
FT%	7-18	38.9%

Dead Ball Rebounds: 7, 0

	CIN	TUL
Biggest lead	1 (1 st 7:44)	12 (3 rd 2:49)
Best Scoring Run	7 (2 nd 3:40)	8 (1 st 1:32)
Lead Changes	6	2
Times Tied	2	0
Time with Lead	01:05	37:54

Points from	CIN	TUL
Turnovers	17	7
Paint	20	38
Second Chance	12	7
Fast Breaks	12	15
Bench	2	21

Period by Period Scoring	1st	2nd	3rd	4th	TOT
CIN	6	11	21	21	59
TUL	11	13	23	17	64

GAME 18 | JAN. 22, 2020
CINCINNATI 85 | HOUSTON 66
FIFTH THIRD ARENA | CINCINNATI, OH



Official Basketball Box Score - Final
Houston at Cincinnati
01/22/20 Fifth Third Arena, Cincinnati, Ohio
2019-20 Women's Basketball

Game Time: 7:00 PM
Game Duration: 1:41
Attendance: 855

Officials: Bryan Brunette, Rustari Spurlock, Luis Gonzalez

Record: 9-10 (2-3)												
NO. Name	Min	FG	3P	FT	Rebounds	Fouls	TP	AS	TO	ST	Blocks	+/-
		M.A.	M.A.	M.A.	OR DR TOT	PF FO					BS BA	
1 Bri'a Patterson	F 21:45	0-3	0-2	0-0	1 1 2	0 1	0	1	2	0	0 0	-4
3 Dorian Branch	F 38:26	6-17	1-8	2-2	2 4 6	0 2	15	4	2	1	0 1	-19
30 Taryana Hill	F 25:07	7-14	0-0	0-1	6 2 8	4 1	14	1	1	2	2 2	-8
5 Dymond Gladney	G 38:30	7-16	3-7	0-0	0 1 1	1 0	17	2	2	0	0 1	-17
22 Julia Blackwell-Fair	G 38:17	6-16	0-1	2-3	1 5 6	2 3	14	4	0	1	0 2	-16
24 Maya Jones	20:10	0-4	0-0	0-0	2 3 5	2 2	0	0	0	0	1 0	-14
44 Jazmaine Lewis	03:32	0-0	0-0	0-0	0 1 1	0 0	0	0	0	0	0 0	-4
22 Keasja Peace	14:13	2-7	0-0	2-2	2 0 2	2 1	6	1	0	2	2 0	-13
Team					2 0 2	0 0		2				
Totals		28-77	4-18	6-8	16 17 33	11 10	66	13	9	6	5 8	-10

Technical Fouls: NONE

Shooting By Period		
1st FG%	9-17	52.9%
3PT%	1-3	33.3%
FT%	1-2	50%
2nd FG%	5-18	27.8%
3PT%	1-8	12.5%
FT%	0-0	0%
3rd FG%	8-20	40.0%
3PT%	0-2	0.0%
FT%	2-2	100%
4th FG%	6-22	27.3%
3PT%	2-5	40.0%
FT%	3-4	75%
GM FG%	28-77	36.4%
3PT%	4-18	22.2%
FT%	6-8	75.0%

Dead Ball Rebounds: 2, 0

Record: 12-6 (3-2)												
NO. Name	Min	FG	3P	FT	Rebounds	Fouls	TP	AS	TO	ST	Blocks	+/-
		M.A.	M.A.	M.A.	OR DR TOT	PF FO					BS BA	
4 Angel Rizzor	F 34:02	5-13	0-0	3-4	2 2 4	2 3	13	7	6	0	0 0	14
23 Ilmar'i Thomas	F 34:25	14-22	0-0	7-8	4 6 10	1 4	35	2	1	1	2 4	22
11 Sam Rodgers	G 36:31	4-9	3-5	1-2	0 5 5	5 2	1	12	2	0	0 1	23
12 Antonette Miller	G 35:19	8-11	0-0	2-2	2 5 7	1 2	16	8	3	0	1 0	14
14 Addaya Moore	G 22:37	1-3	0-0	0-0	0 6 6	1 1	0	2	3	1	0 1	14
2 Aleah Nelson	09:54	0-0	0-0	0-0	0 1 1	0 0	0	0	1	0	0 0	-3
3 Jada Scott	01:58	0-0	0-0	0-0	0 1 1	0 0	0	0	0	0	0 0	-4
35 Chellia Watson	16:38	0-1	0-1	0-2	0 5 6	3 1	0	1	1	2	0 0	9
50 Nesma Khalifa	05:58	2-2	1-1	0-0	0 0 0	0 0	5	0	0	0	0 0	3
10 Jady'n Scott	03:37	0-1	0-0	0-0	1 0 1	0 0	0	0	0	0	1 1	-5
Team					3 2 5	0 0		0	0			
Totals		34-62	4-7	13-18	12 33 45	10 11	85	23	14	3	6 5	19

Technical Fouls: NONE

Shooting By Period		
1st FG%	12-16	75.0%
3PT%	1-1	100.0%
FT%	0-0	0%
2nd FG%	8-16	50.0%
3PT%	2-3	66.7%
FT%	4-6	66.7%
3rd FG%	9-18	50.0%
3PT%	0-2	0.0%
FT%	2-2	100%
4th FG%	5-12	41.7%
3PT%	1-1	100.0%
FT%	7-10	70%
GM FG%	34-62	54.8%
3PT%	4-7	57.1%
FT%	13-18	72.2%

Dead Ball Rebounds: 4, 0

	HOU	CIN
Biggest lead	7 (1 st 4:48)	23 (4 th 6:42)
Best Scoring Run	8 (3 rd 4:51)	16 (2 nd 8:45)
Lead Changes	1	0
Times Tied	0	0
Time with Lead	07:49	31:20

Points from	HOU	CIN
Turnovers	18	18
Paint	38	48
Second Chance	8	11
Fast Breaks	14	13
Bench	6	5

Period by Period Scoring	1st	2nd	3rd	4th	TOT
HOU	20	11	18	17	66
CIN	25	22	20	18	85



GAME 19 | JAN. 26, 2020
CINCINNATI 86 | TEMPLE 81
FIFTH THIRD ARENA | CINCINNATI, OH



Official Basketball Box Score - Final
Cincinnati at Cincinnati
01/26/20 Fifth Third Arena, Cincinnati, Ohio
2019-20 Women's Basketball

Game Time: 2:00 PM
Game Duration: 1:58
Attendance: 1,440

Officials: Julie Geller, Ron Ledington, Linda Miles

Record: 12-8 (4-3)												
NO. Name	Min	FG	3P	FT	Rebounds	Fouls	TP	AS	TO	ST	Blocks	+/-
		M.A.	M.A.	M.A.	OR DR TOT	PF FO					BS BA	
20 Alexa Williamson	F 33:45	3-7	0-0	2-4	2 3 5	3 4	8	1	1	0	1 1	-3
25 Mia Davis	F 38:31	9-13	0-0	5-9	4 7 11	1 8	23	0	2	1	0 0	-3
1 Lena Niang	G 40:00	4-12	1-6	2-2	6 4 10	4 1	11	1	0	1	0 0	-5
2 Alonah Alexander	G 13:12	0-2	0-1	0-0	0 0 0	3 0	0	2	1	0	0 1	-9
5 Marissa Mackins	G 20:27	6-16	4-11	3-4	0 4 4	3 2	19	3	1	2	0 1	5
0 Ashley Jones	25:20	4-14	0-3	5-5	2 4 6	4 3	13	5	1	0	0 1	-16
11 Shannen Atkinson	07:44	1-4	0-0	0-0	1 1 2	2 0	2	0	0	0	0 0	-4
12 Emari Mayo	12:01	2-6	1-2	0-0	1 0 1	2 0	5	1	0	1	0 0	-2
Team					3 1 4	0 0						
Totals		29-74	6-23	17-24	19 24 43	22 18	61	13	6	5	1 4	-5

Technical Fouls: NONE

Shooting By Period			
1 st	FG%	6-20 30.0%	
	3PT%	2-8 25.0%	
	FT%	2-2 100%	
2 nd	FG%	5-18 27.8%	
	3PT%	0-7 0.0%	
	FT%	1-2 50%	
3 rd	FG%	8-20 40.0%	
	3PT%	1-4 25.0%	
	FT%	7-10 70%	
4 th	FG%	10-16 62.5%	
	3PT%	3-4 75.0%	
	FT%	7-10 70%	
GM FG%	29-74 39.2%		
	3PT%	6-23 26.1%	
	FT%	17-24 70.8%	
Dead Ball Rebounds: 4.0			

2019-20 GAME-BY-GAME

BOX SCORES

GAME 21 | FEB. 2, 2020
CINCINNATI 60 | SOUTH FLORIDA 55
FIFTH THIRD ARENA | CINCINNATI, OH



Official Basketball Box Score - Final

USF at Cincinnati

02/02/20 Fifth Third Arena, Cincinnati, Ohio
2019-20 Cincinnati Women's Basketball

Game Time: 5:00 PM

Game Duration: 1:59

Attendance: 1,141

Officials: Ed Sidisky, Fatou Cissoko-Stephens, Chris Saucedo

USF - 55

Record: 13-9 (5-3)

NO.	Name	Min	FG M-A	3P M-A	FT M-A	Rebounds OR DR TOT	Fouls PF FD	TP	AS	TO	ST	Blocks BS BA	+/-
20	Bethy Mununga	F 14:31	0-0	0-0	1-2	2 4 6	4 2	1	1	3	0	0	-10
31	Beatriz Jordao	C 11:14	0-2	0-0	0-0	1 3 4	0 1	0	0	0	0	1	1
3	Sydri Harvey	G 29:50	3-10	1-3	3-6	0 1 1	5 3	10	1	4	0	0	-5
4	Elesa Pinzan	G 40:00	5-10	3-7	6-8	0 4 4	1 5	19	4	6	3	0	-5
5	Elena Tsineke	G 37:21	4-12	1-5	2-2	0 2 2	2 2	11	3	6	1	0	-4
12	Cristina Bermejo	11:14	0-0	0-0	2-2	1 0 1	0 1	2	0	4	0	0	0
21	Shae Leverett	28:46	2-5	0-0	1-2	3 8 11	3 1	5	0	4	1	3	-6
23	Tamara Henshaw	25:29	3-6	0-1	1-1	1 10 11	1 3	7	1	1	0	1	5
0	Enna Pehadzic	01:35	0-1	0-1	0-0	0 0 0	0 0	0	0	0	0	0	-1
Team						1 3 4		0	3				
Totals			17-46	5-17	16-23	9 35 44	16 18	55	10	31	5	3	-5

Technical Fouls: Team 1st 1:36

Shooting By Period			
1 st FG%	7-15	46.7%	
3PT%	2-6	33.3%	
FT%	3-4	75%	
2 nd FG%	5-15	33.3%	
3PT%	2-5	40.0%	
FT%	1-1	100%	
3 rd FG%	3-8	37.5%	
3PT%	1-3	33.3%	
FT%	11-14	78.6%	
4 th FG%	2-8	25.0%	
3PT%	0-3	0.0%	
FT%	1-4	25%	
GM FG%	17-46	37.0%	
3PT%	5-17	29.4%	
FT%	16-23	69.6%	

Dead Ball Rebounds: 7, 1

Cincinnati - 60

Record: 14-7 (5-3)

NO.	Name	Min	FG M-A	3P M-A	FT M-A	Rebounds OR DR TOT	Fouls PF FD	TP	AS	TO	ST	Blocks BS BA	+/-
4	Angel Rizzor	F 38:07	8-20	0-0	0-1	3 3 6	1 2	16	1	4	1	2	10
23	Ilmar'i Thomas	F 32:36	3-8	0-0	2-4	3 4 7	2 2	8	2	1	1	0	17
11	Sam Rodgers	G 33:25	4-11	0-5	2-2	0 2 2	5 2	10	3	2	1	1	-5
12	Antoinette Miller	G 35:50	5-20	0-2	4-6	0 3 3	3 7	14	5	3	8	0	1
30	Florence Sifa	G 22:33	2-6	0-0	2-2	2 2 4	3 2	6	1	2	0	0	3
14	Addaya Moore	24:44	3-4	0-0	0-1	3 1 4	1 1	6	1	0	4	0	2
50	Nesma Khalifa	02:07	0-1	0-1	0-0	0 0 0	0 0	0	0	0	0	0	-7
35	Chellia Watson	05:21	0-1	0-1	0-0	0 1 1	2 0	0	0	0	0	0	5
10	Jadyn Scott	05:17	0-0	0-0	0-0	0 1 1	1 0	0	0	0	0	0	-5
Team						2 0 2		0	1				
Totals			25-71	0-9	10-16	13 17 30	18 16	60	13	13	15	3	5

Technical Fouls: NONE

Shooting By Period			
1 st FG%	5-19	26.3%	
3PT%	0-4	0.0%	
FT%	3-4	75%	
2 nd FG%	5-18	27.8%	
3PT%	0-4	0.0%	
FT%	0-0	0%	
3 rd FG%	9-19	47.4%	
3PT%	0-1	0.0%	
FT%	4-7	57.1%	
4 th FG%	6-15	40.0%	
3PT%	0-0	0.0%	
FT%	3-5	60%	
GM FG%	25-71	35.2%	
3PT%	0-9	0.0%	
FT%	10-16	62.5%	

Dead Ball Rebounds: 3, 3

	USF	CIN	Points from	USF	CIN	Period by Period Scoring					
Biggest lead	13 (2 nd 1:58)	5 (4 th 0:07)	Turnovers	6	16		1st	2nd	3rd	4th	TOT
Best Scoring Run	7 (1 st 3:07)	10 (3 rd 8:28)	Paint	16	28	USF	19	13	18	5	55
Lead Changes	3		Second Chance	11	9						
Times Tied	1		Fast Breaks	7	8	CIN	13	10	22	15	60
Time with Lead	35:43	03:38	Bench	14	6						



GAME 23 | FEB. 12, 2020
TULSA AT CINCINNATI
FIFTH THIRD ARENA | CINCINNATI, OH

GAME 24 | FEB. 15, 2020
CINCINNATI AT UCF
ADDITION FINANCIAL ARENA | ORLANDO, FL