

2022-23 GAME NOTES

2022-23 SCHEDULE

OVERALL: 7-9
CONFERENCE [AAC]: 0-3 | NON-CONFERENCE: 7-6
HOME: 3-3 | AWAY: 3-5 | NEUTRAL: 1-1

DATE	OPPONENT	TV	TIME/RESULT
NOVEMBER [4-3; HOME: 2-1, ROAD: 1-1, NEUTRAL: 1-1]			
2	WITTENBERG (EXH.)		W, 91-45
7	at Louisville	ACCN	L, 68-87
10	TENNESSEE TECH	ESPN+	W, 68-57
13	RADFORD	ESPN+	W, 62-53
16	TOLEDO	ESPN+	L, 71-74 (OT)
21	at Lindenwood	ESPN+	W, 71-80
25	vs. UT Arlington^	FloHoops	W, 72-58
26	vs. Charlotte^	FloHoops	L, 58-59
DECEMBER [3-4; HOME: 1-1, ROAD: 2-3]			
1	at North Carolina A&T	FloHoops	W, 78-73
4	UIC	ESPN+	L, 58-66
9	at Xavier	FloSports	L, 35-48
13	at Ohio	ESPN+	W, 77-44
18	SOUTHERN INDIANA	ESPN+	W, 99-57
21	at Northern Kentucky	ESPN+	L, 52-72
30	at Wichita State*	ESPN+	L, 49-61
JANUARY [0-2; HOME: 0-1, ROAD: 0-1]			
7	TEMPLE*	ESPN+	L, 73-77
10	at SMU*	ESPN+	L, 44-55
14	MEMPHIS*	ESPN+	2 p.m.
18	at East Carolina*	ESPN+	6 p.m.
25	HOUSTON*	ESPN+	7 p.m.
28	WICHITA STATE*	ESPN+	2 p.m.
FEBRUARY			
1	at Tulsa*	ESPN+	7:30 p.m.
4	at Tulane*	ESPN+	3 p.m.
8	UCF*	ESPN+	7 p.m.
11	at Temple*	ESPN+	2 p.m.
15	EAST CAROLINA*	ESPN+	7 p.m.
18	TULANE*	ESPN+	2 p.m.
22	at Memphis*	ESPN+	8 p.m.
25	at UCF*	ESPN+	2 p.m.
MARCH			
1	SOUTH FLORIDA*	ESPN+	7 p.m.
6-9	at AAC Tournament@	ESPN+	TBD

All times Eastern. Home games in **BOLD CAPS**, played in Fifth Third Arena [1989-Present]

* - American Athletic Conference game
^ - Daytona Beach Invitational, played in Daytona Beach, Fla. at Ocean Arena
@ - 2022 American Athletic Women's Basketball Championship, played in Fort Worth, Texas at Dickies Arena

FOLLOW THE BEARCATS

TV: ESPN+
Play-by-Play..... Anthony Mazzini
Analyst..... AB Stocks
Online WatchESPN.com

LIVE STATS: Cincinnati.StatBroadcast.com
WEBSITE: GoBears.com

SOCIAL MEDIA

Twitter/Instagram..... @GoBearsWBB
Facebook..... Cincinnati Bearcats Women's Basketball
Hashtag..... #CHOICES | #BBEFFECT

ATHLETIC COMMUNICATIONS

Women's Basketball SID..... Nate Jarrett
Cell [850] 499-7586
Email jarretne@ucmail.uc.edu

CINCINNATI WOMENS BASKETBALL

GAME 17: MEMPHIS | FIFTH THIRD ARENA | ESPN+ | 2 P.M. ET

CINCINNATI BEARCATS

RECORD 7-9, 0-3 AMERICAN
HEAD COACH Michelle Clark-Heard
RECORD AT UC 72-63 (5th Season)
OVERALL RECORD 250-143 (13th Season)
LEADING SCORER Jillian Hayes (13.9)
LEADING REBOUNDER Jillian Hayes (8.5)
LEADING ASSISTS Mya Jackson (3.1)
LEADING MINUTES Mya Jackson (34.1)



MEMPHIS TIGERS

RECORD 9-8, 1-3 AMERICAN
HEAD COACH Katrina Merriweather
RECORD AT MEM 25-20 (2nd Season)
OVERALL RECORD 138-67 (7th Season)
LEADING SCORER Jamirah Shutes (14.0)
LEADING REBOUNDER Hannah Riddick (5.8)
LEADING ASSISTS Emani Jefferson (2.3)
LEADING MINUTES Madison Griggs (30.2)

CINCINNATI REMAINS HOME TO HOST MEMPHIS

- Cincinnati continues American Athletic Conference action when the Bearcats host Memphis inside Fifth Third Arena on Saturday at 2 p.m. ET.
- This is the second of four home games for the Bearcats in January. The Bearcats are 3-3 at home this season.
- Cincinnati defeated Memphis 71-58 on Senior Night in the last meeting on Feb. 23, 2022. Arame Niang finished with a team-high 19 points, while Akira Levy finished with a point-assist double-double on 13 points and 11 assists. Junior guard Jillian Hayes also finished with 11 points, eight rebounds and three assists in the last meeting.
- Saturday marks the 63rd-ever meeting between the conference opponents. It marks the second longest rivalry in program history in terms of total games. Cincinnati trails in the all-time series 37-25 and is tied 13-13 at home, but has won all but two meetings under head coach Michelle Clark-Heard at 8-2.
- Cincinnati is 33-35 in conference action under Clark-Heard.
- Senior guard Mya Jackson is six points away from 1,000 career points. She totaled 800 in three seasons at Seton Hall and 194 this season.
- Cincinnati is averaging 71.8 points and allowing 64.0 points, a +7.8 margin, at home this season. Junior guard Jillian Hayes leads the Bearcats with 16.5 points and 8.2 rebounds in home contests. Senior guard Mya Jackson's averages increase to 14.8 points and 3.5 assists on 45.9 percent from the field at home.
- Cincinnati is looking for its first conference win this season and to rebound after a loss at SMU last time out on Jan. 10. The Bearcats are 4-4 after a loss this season.
- Memphis head coach Katrina Merriweather played and coached at Cincinnati. Merriweather began her coaching career with the Bearcats as a graduate assistant in 2001-02, helping lead the team to a 26-5 record and the NCAA Tournament Second Round. As a player, she became the first Bearcat to advance to postseason play all four years, competing in the NCAA Tournament in 1999 and the WNIT in 1998, 2000 and 2001. She earned a 83-41 record in her four-year playing career.
- Freshman guard A'riel Jackson was named to the American Athletic Conference Weekly Honor on Monday after her performance against Temple on Jan. 7.






LAST TIME OUT - AT SMU

- Cincinnati fell to SMU 55-44 inside Moody Coliseum on Jan. 10.
- Junior guard Jillian Hayes finished with her fifth double-double of the season on 10 points and 10 rebounds. It marks the first double-double for Hayes since 18 points and 10 rebounds at Xavier on Dec. 9.
- Cincinnati received big-time contributions off the bench from senior guard Sofia Gritzali and sophomore guard Lojain Elfatairy. Gritzali finished with six points, three assists and two rebounds in a season-high 24 minutes, while Elfatairy turned in career highs in rebounds and steals with six rebounds, three steals and an assist in 12 minutes.
- Cincinnati totaled 28 points in the paint. The Bearcats have now scored at least 20-plus paint points in 13 of 16 games and double-digit paint points in all 16 games.
- Cincinnati outscored SMU 15-6 in bench points, the 10th game where it has outscored their opponent's bench.
- Cincinnati only attempted a season-low six free throws but converted on all six. It is the third time that the Bearcats have shot 100.0 percent from the line and the six made are the second most without a miss only behind an 11-11 performance vs. Youngstown State on Mar. 21, 2019 under head coach Michelle Clark-Heard.

BENCH PROVIDING HUGE CONTRIBUTIONS

- Cincinnati has recorded 368 points, 23.0 per game off its bench and is 6-4 when outscoring their opponent in bench points this season.
- 10 of 13 Bearcats are averaging double-digit minutes per game.
- The Bearcats are outscoring their opponents 368-247 in bench points this season, including 75-36 over the last three games.
- Cincinnati finished with 28 bench points vs. Temple and 32 bench points at Wichita State to open conference action. The Bearcats have totaled at least 30 bench points in three of their last six games and at least 20 bench points in 11 of 16 games.
- Cincinnati received a season-high 47 from its bench in their last win vs. Southern Indiana on Dec. 18.
- The Bearcats have had 10 double-digit scoring efforts off its bench this season - Clarissa Craig (3), Caitlyn Wilson (2), Dais'Ja Trotter (1), Malea Williams (2), A'riel Jackson (1) and Jady Scott (1).
- Sophomore forward/center Clarissa Craig is leading the team with 6.3 points per game off the bench this season. (started less than half the games)

PROJECTED STARTING LINEUP (BASED OFF SMU)

				
23	34	20	10	22
MYA JACKSON Wilmington, Ohio G	A'RIEL JACKSON Brooklyn, N.Y. G	JILLIAN HAYES Cincinnati, Ohio G	JADYN SCOTT Townsend, Ga. F	MALEA WILLIAMS Georgetown, Ky. F/C
Minutes - 34.1	Minutes - 12.6	Minutes - 30.1	Minutes - 14.4	Minutes - 17.3
Points - 12.1	Points - 4.4	Points - 13.9	Points - 3.8	Points - 4.8
Assists - 3.1	Rebounds - 2.0	Rebounds - 8.5	Rebounds - 2.8	Rebounds - 4.8
Free Throw % - 80.6	Free Throw % - 75.7	Assists - 2.1	Field Goal % - 44.2	Blocks - 1.7

NOTING MEMPHIS

- The Memphis Tigers are 9-8 overall, 1-3 in the AAC in their second season under head coach Katrina Merriweather.
- The Tigers are averaging 70.0 points and allowing 68.0 in road games. Memphis is 4-3 on the road this season.
- Memphis leads the conference with 22.9 free throw attempts per game, which ranks 15th nationally. The Tigers also lead the conference with 14.5 free throws made per game.
- Fifth year guard Jamirah Shutes leads the Tigers with 14.0 points, 2.5 rebounds and 1.9 assists in 28.4 minutes per game.

JILLIAN HAYES IS A FORCE IN THE POST

- Junior guard Jillian Hayes is leading the team in multiple categories, including points, rebounds, blocks and steals. Hayes is averaging 13.9 points, 8.5 rebounds, 2.1 assists, 1.8 blocks and 1.6 steals in 30.1 minutes per game. She has led team in scoring in eight contests, including seven of the last 12 games.
- Hayes scored in double figures in 12 straight contests from Nov. 10 - Dec. 21. The 12 straight games in double figures are the most since l'mari Thomas did so in 13 straight in 2019-20.
- Hayes has scored in double figures in now 14 of 16 games.
- Hayes is averaging 1.8 blocks per game, which ranks second in the conference and 47th nationally as of Jan. 11. Her 28 blocks ranks 33rd nationally as of Jan. 11. She has recorded multiple blocks in eight of the last ten games.
- Hayes' 88 free throw attempts ranks second in the conference and stands 47th nationally, while her 59 made is second in the conference as of Jan. 11.
- Her 8.5 rebounds per game ranks 72nd nationally and fourth in the conference as of Jan. 11.
- Hayes has posted five double-doubles on the season, already surpassing her total of three in the previous two seasons combined. She has been named to the American Athletic Conference three times this season to extend her career total to four.
- Hayes finished with 16 points and a career-high 14 rebounds vs. UT Arlington on Nov. 25. The 14 rebounds against UT Arlington was the most by a Bearcat this season and the most since Arame Niang recorded 16 vs. Temple on Feb. 3, 2021.

MYA JACKSON LEADING AT POINT

- Senior guard Mya Jackson is averaging 12.1 points, 3.1 assists, and 2.9 rebounds in 34.1 minutes per game. Jackson is also connecting on a team-high 80.6 percent on 29-36 from the free-throw line.
- Jackson has scored in double figures 11 times this season, including the first nine games. She has led the team in scoring in four games.
- She is at 994 career points, 6 shy of 1,000. (800 at Seton Hall; 194 at Cincinnati)
- Jackson has led the team in assists in eight of 16 games. She recorded a career-high six assists to one turnover at North Carolina A&T on Dec. 1.
- As of Jan. 11, her 34.1 minutes per game ranks fourth in the conference.
- Jackson played all 45 minutes in the 71-74 (OT) loss to Toledo on Nov. 16. The 45 minutes played are the most by a Bearcat since Akira Levy totaled 48 minutes in a 87-77 (2OT) win over North Carolina A&T on Dec. 19, 2021. She is the first Bearcat to play every minute of the game since l'mari Thomas played all 40 minutes vs. South Florida on Dec. 22, 2020.

CLARISSA CRAIG FROM CINCINNATI CONTINUES TO CRUSH IT

- Sophomore forward/center Clarissa Craig is averaging 6.3 points, 3.7 rebounds on 50.7 percent from the field in 17.7 minutes this season. She has started the seven of the last nine games.
- Craig's averages increase to 7.4 points and 3.8 rebounds on 62.5 percent from the field in 20.5 minutes per game over the last five contests.
- She is converting on 78.9 percent (30-38) from the free throw line.
- Craig scored a career-high 15 points and added seven rebounds vs. Southern Indiana on Dec. 18.
- Craig earned her first career double-double with 11 points, 10 rebounds and two blocks on 5-9 from the field vs. UIC on Dec. 4.
- The Cincinnati native has scored in double figures in five games, including three off the bench this season. She scored in double figures once in her freshman season.

BEARCATS BLOCK WITH THE NATION'S BEST

- Cincinnati leads the conference and stands 11th nationally with 5.5 blocks per game as of Jan. 11.
- Cincinnati set a program-record 14 blocks at Wichita State on Dec. 30. Junior foward/center Malea Williams also set an individual program record with seven blocks. A total of seven Bearcats recorded atleast one block in the game. The 14 blocks broke an almost 40-year program record of 12 blocks vs. Miami (OH) on Dec. 3, 1983. The block total is also a Charles Koch Arena record and ties the sixth most in American Athletic Conference history.
- Junior guard Jillian Hayes is averaging 1.8 blocks per game, which ranks second in the conference and 47th nationally as of Jan. 11. Her 28 blocks this season also ranks second in the conference and 33th nationally as of Jan. 11. She has recorded multiple blocks in eight of the last ten games.
- Williams is averaging 1.7 blocks per game, which ranks third in the conference as of Jan. 11. Williams has tallied 27 blocks this season, which ranks third in the conference and 41st as of Jan. 11.
- The Bearcats have recorded five or more blocks in nine games, while six Bearcats have recorded at least one multi-block game this season.

CLEANING UP THE OFFENSIVE GLASS

- Cincinnati is averaging 14.5 offensive rebounds per game, which ranks 35th nationally and fifth in the conference as of Jan. 11.
- Cincinnati has posted 188 second-chance points, 11.8 per game. The Bearcats have score double digit second-chance points in 14 of 16 games. Cincinnati has recorded double-digit offensive rebounds in all 16 games.
- Junior guard Jillian Hayes is leading the team with 2.8 offensive rebounds per game.

FORCING THEIR OPPONENTS INTO MISTAKES

- Cincinnati averages 17.4 turnovers forced per game, which ranks third in the conference as of Jan. 11.
- Cincinnati forced a season-high 27 turnovers vs. Southern Indiana on Dec. 18. The Bearcats scored 34 points off the turnovers, which is the most points off turnovers under head coach Michelle Clark-Heard.
- The Bearcats' average increases to 21.0 turnovers forced in their seven wins.
- The Bearcats have won the points off turnovers margin in all seven victories this season, averaging a +12.3 point advantage in points off turnovers in victories.
- Cincinnati ranks first in the conference and 11th nationally with 5.5 blocks per game and fifth in the conference with 8.8 steals per game as of Jan. 11.
- The Bearcats tallied 15 steals at SMU on Jan. 13, the second most this season.

FINDING SUCCESS AT THE FREE THROW LINE

- Cincinnati ranks 55th nationally and fourth in the conference with 20.1 free throw attempts per game and 63rd nationally and third in the conference with 13.9 made per game as of Jan. 11.
- Junior guard Jillian Hayes' 88 free throw attempts ranks second in the conference and stands 47th nationally, while her 59 made is second in the conference as of Jan. 11.
- Senior guard Mya Jackson is leading the team with a 80.6 free throw percentage on 29-36 from the line.
- Cincinnati converted on 30-39 from the free throw line in their last home game vs. Southern Indiana on Dec. 18, the most free throws made and attempted under head coach Michelle Clark-Heard.
- Cincinnati finished a season-best 6-6 for 100.0 percent from the free throw line in its last game at SMU on Jan. 10.
- Cincinnati has attempted at least 20 free throws in ten of 16 games, including four of the last seven games.

CAREER 20-PLUS POINT GAMES

MYA JACKSON (8, 1 AT CINCINNATI, 7 AT SETON HALL*)

vs. Toledo	11/16/22	24 points
at Xavier*	3/1/22	20 points
at Xavier*	2/24/21	21 points
at Providence*	1/3/21	20 points
vs. Albany*	12/13/20	22 points
vs. Wagner*	12/11/20	27 points
at Xavier*	12/31/19	25 points
vs. UConn*	12/5/19	21 points

JILLIAN HAYES (6)

vs. UIC	12/4/22	20 points
vs. Toledo	11/16/22	21 points
at Tulane	2/13/22	21 points
vs. Wichita State	1/13/22	21 points
vs. Central Michigan	12/1/21	23 points
at Temple	1/13/21	20 points

CAITLYN WILSON (4)

at Tulsa	2/27/21	20 points
at Memphis	2/10/21	20 points
at Tulane	2/7/21	20 points
vs. Temple	2/3/21	23 points

BRAYLYN MILTON (1)

at Louisville	11/7/22	28 points
---------------	---------	-----------

CAREER DOUBLE-DOUBLES

JILLIAN HAYES (8)

at SMU	1/10/23	10 points, 10 rebounds
at Xavier	12/9/22	18 points, 11 rebounds
vs. UT Arlington	11/25/22	16 points, 14 rebounds
vs. Lindenwood	11/21/22	18 points, 10 rebounds
vs. Radford	11/13/22	11 points, 10 rebounds
vs. Tulsa	1/29/22	14 points, 11 rebounds
at Temple	1/26/22	16 points, 10 rebounds
vs. Wichita State	1/13/22	21 points, 11 rebounds

CLARISSA CRAIG (1)

vs. UIC	12/4/22	11 points, 10 rebounds
---------	---------	------------------------

AMERICAN ATHLETIC CONFERENCE AWARDS

A'RIEL JACKSON

Weekly Honor Roll	1/9/23
-------------------	--------

JILLIAN HAYES

Weekly Honor Roll	12/19/22
Weekly Honor Roll	12/5/22
Weekly Honor Roll	11/28/22

GETTING STRONGER AS THE GAME GOES ON

- Cincinnati has outscored its opponents in every quarter besides the first, outscoring them 809-738 after the first quarter.
- The Bearcats have outscored ten of 16 opponents in the second half.
- Cincinnati is outscoring its opponent 230-195 in the second quarter, the widest margin of any quarter.
- Cincinnati has led at half in nine of 16 games this season. Cincinnati is 7-2 when leading at half.
- Cincinnati has led at half in all seven wins this season, averaging an +10.3 advantage at the break in wins.
- The Bearcats have held the lead for an average of 34:26 minutes per game in their seven wins this season.

TONS OF GAMES, TONS OF OPTIONS

- Cincinnati has 10 different starting lineup combinations in the first 16 games.
- Three different Bearcats have recorded a game of 20-plus points, while nine different players have posted at least one game of 10-plus points.
- Seven different Bearcats led the team in scoring through the first 16 games, including Jillian Hayes who has done it eight times. This is compared to eight different players led Cincinnati in scoring in 28 games in 2021-22.

ON THE RUN

- Cincinnati has produced 27 runs of 8-0 this season, with a best 17-0 run twice at Ohio on Dec. 13.
- The Bearcats used a 8-0 run in the fourth quarter to cut the deficit in their last game at SMU on Jan. 10.

APPROACHING MILESTONES

- Senior guard Mya Jackson stands at 994 career points and is only 6 points shy of 1,000. She scored 800 at Seton Hall and 194 with Cincinnati. She is averaging 12.1 points per game.
- Senior guard Caitlyn Wilson hit three threes at North Carolina A&T on Dec. 1 to improve to ninth in program history in threes made. After converting on a pair of threes at Wichita State on Dec. 30, she is currently at 137 career threes, 9 behind Madinah Slaise's 146 for eighth in program history.

OUT OF THE FAST BREAK

- The Bearcats are 7-3 when outscoring their opponents in fastbreak points this season.
- Cincinnati has scored double-digit fastbreak points in five of its seven wins this season with a season-high 15 points coming in a road win at Lindenwood on Nov. 21. The 15 fast break points at Lindenwood are the most since the Bearcats recorded 21 at Houston on Jan. 19, 2021.
- Cincinnati has scored double-digit fastbreak points in seven games, including 12 in its last game at SMU on Jan. 10.

CONVERTING FROM BEHIND THE ARC

- Cincinnati is shooting 33.3 percent from three, which ranks 100th in the nation and third in the conference as of Jan. 11.
- Cincinnati has hit at least seven threes in three of the last six games.
- Cincinnati connected on 12 threes in the win at Ohio on Dec. 13, the most under head coach Michelle Clark-Heard. The Bearcats followed up the Ohio performance, connecting on 9-20 from three-point range vs. Southern Indiana on Dec. 18. The Bearcats are 5-2 this season when making at least five threes in a game.
- Cincinnati has shot 60.0 percent or better from three in two games this season (9-13, 69.2 percent at Louisville) and (12-20, 60.0 percent at Ohio). Cincinnati improved to 14-2 when shooting above 50.0 percent from three under Clark-Heard.
- Senior guard Caitlyn Wilson is converting 28-70 for 40.0 percent from three.
- A trio of Bearcats are converting above 40.0 percent from three this season - Dais'Ja Trotter (9-20, 45.0), Wilson (28-70, 40.0) and Taziah Jenks (4-10, 40.0).

MALEA WILLIAMS DOING IT ALL

- Junior forward/center Malea Williams is averaging 4.8 points, 4.8 rebounds and 1.7 blocks in 17.3 minutes per game.
- She has started the last two games.
- Williams set the individual program record with seven blocks in a career-high 26 minutes at Wichita State on Dec. 30. She also led the team with 11 points, her second double-digit scoring effort of the season.
- Williams' 27 blocks ranks third in the conference and 41st nationally as of Jan. 11. She has posted 13 blocks over the last three games and six multi-block contests this season.
- Her 1.7 blocks per game ranks third in the

conference and 54th nationally as of Jan. 11.

BRAYLYN MILTON BALLIN'

- Sophomore guard Braylyn Milton is averaging 6.2 points, 2.7 rebounds and 2.6 assists in 27.3 minutes per game this season, all increases from her freshman year.
- Milton dished out a team-high five assists at Wichita State on Dec. 30. She has led the team in assists five times this season, including four of the last five games.
- She has scored in double figures three times and has started 13 games. She has came off the bench the last two contests.
- Milton erupted for a career-high, game-high, and individual Cincinnati season-high 28 points on 9-12 from the field, 5-5 from behind the arc in the season opener against No. 7/5 Louisville on Nov. 7.
- The 28 points by Milton ties the most individual points against Louisville since Notre Dame's Jessica Shepard had 30 against the ACC Women's Tournament Final on Mar. 10, 2019.
- It is the most points scored by a Bearcat since Ilmar' Thomas totaled 30 in the American Athletic Conference First Round against Memphis on Mar. 8, 2021. It is also the most points in a season opener since Ilmar' Thomas had 34 against Northern Kentucky on Nov. 25, 2020.

DOUBLE TROUBLE

- Cincinnati has a set of twins - Jadyn and Jada Scott - who are one of 16 sets of twins on a Division I women's basketball roster.
- Senior forward Jadyn Scott has started eight games this season and is averaging 3.8 points and 2.8 rebounds on 44.2 percent from the field in 14.4 minutes per game. She set a season-high with 10 points at Wichita State on Dec. 30.
- Senior guard Jada Scott has started seven of the last 12 games and is averaging 2.5 points and 2.3 rebounds on 44.4 percent from the field in 13.6 minutes per game.

WHAT A COMEBACK FOR TAZIAH JENKS

- Redshirt sophomore forward Taziah Jenks has started four games this season and is averaging 2.0 points and 1.8 rebounds, while shooting 40.0 percent from three, in 10.6 minutes per game.
- Jenks recorded a career-high seven rebounds vs. Southern Indiana on Dec. 18.
- Following the Louisville game, Jenks missed four games with a hand injury. She returned in the Daytona Beach Invitational and started at North Carolina A&T on Dec. 1 and vs. UIC on Dec. 4.
- Jenks started in her first game back from the ACL injury in the season opener at No. 7/5 Louisville on Nov. 7.
- After transferring from West Virginia, Jenks tore her ACL in a road game against Ohio State on Nov. 27, 2021. She was averaging 7.5 points, 3.2 rebounds and 1.3 assists per game in 19.7 minutes for the Bearcats before the injury.

A LOT OF PRODUCTION BACK

- Despite losing five players from last year's roster, the Bearcats return a lot of production.

Points returning	66.2 percent (1,109 of 1,674)
Rebounds returning	76.6 percent (758 of 990)
Assists returning	52.0 percent (208 of 400)
Blocks returning	66.2 percent (90 of 136)
Steals returning	63.2 percent (144 of 228)
Minutes returning	68.4 percent (3,831 of 5,602)

- Cincinnati welcomes back 38.3 points, 26.1 rebounds and 7.0 assists per game.
- The Bearcats return four players that started double-digit games in 2021-22. (Jillian Hayes - 28, Caitlyn Wilson - 21, Braylyn Milton - 14, Jadyn Scott - 12). The four players have made a combined 111 starts at Cincinnati. (Jillian Hayes - 48, Caitlyn Wilson - 32, Jadyn Scott - 17, Braylyn Milton - 14).
- Cincinnati welcomes in the addition of Mya Jackson, who started 33 of 34 games last season at Seton Hall and made 59 career starts over three seasons with the Pirates.
- Nine of the 10 returners have made a start and combine to have made 137 starts at Cincinnati. (Jillian Hayes - 48, Caitlyn Wilson - 32, Jadyn Scott - 17, Braylyn Milton - 14, Jada Scott - 13, Sofia Gritzall - 7, Malea Williams - 3, Taziah Jenks - 2, Clarissa Craig - 1).

JILLIAN HAYES NAMED TO PRESEASON SECOND-TEAM; CINCINNATI PREDICTED NINTH IN THE AMERICAN

- Junior guard Jillian Hayes was named to the American Athletic Conference Preseason All-

Conference Second Team on Oct. 12.

- The Cincinnati native was the only Bearcat to start all 28 games last season, averaging 11.5 points, 6.8 rebounds and 2.8 assists in 31.2 minutes per game. Hayes led the team in points, rebounds, steals and blocks, ranking second in the conference with 2.2 steals, seventh with 1.4 blocks and tenth in rebounds per game. She finished in double figures in 16 games, including 10 conference contests, and recorded a career-high 23 points on 9-15 from the field against Central Michigan.
- Hayes improved her per game scoring average by 3.9 points, rebounding average by 1.5 rebounds, and her free throw percentage from 57.5 to 70.1 as a sophomore after being named to the AAC All-Freshman Team in 2020-21.
- Hayes' averages increased to 7.0 rebounds and 12.1 points per game in AAC play, first and second compared to conference sophomores, respectively.
- Cincinnati was selected to finish ninth in conference, while South Florida was chosen as the predicted favorite for the second straight season with nine first place votes.

NEW FACES IN THE MIX

- Cincinnati welcomes in the addition of three newcomers, transfers Mya Jackson and Dais'Ja Trotter and freshman A'riel Jackson.

DAIS'JA TROTTER

- Trotter comes to Cincinnati from Rend Lake College, where she was named the Great Rivers Athletic Conference and NJCAA Region XXIV Player of the Year after leading the NJCAA in points per game, total points and field goals made. She finished as Rend Lake College's all-time leading scorer with 1,474 points, breaking a nearly four-decade record established in 1983. She was also named a Second-Team NJCAA All-American, in addition to earning All-Region and All-Conference honors after starting 29 of 30 games and averaging 24.4 points, 10.3 rebounds, and 2.3 assists per game in 2021-22. She was named an honorable mention NJCAA All-American in 2020-21. Her #10 Rend Lake jersey is on display at the Women's Basketball Hall of Fame Ring of Honor in Knoxville, Tenn.

MYA JACKSON

- Jackson comes to Cincinnati after three seasons at Seton Hall. In 2021-22, she started 33 of 34 games averaging 9.0 points, 2.9 rebounds and 1.3 assists in 32.0 minutes per game. She ranked eighth in the BIG EAST with a .373 three-point percentage, her third straight season converting on at least .370 percent from behind the arc. She was heavily recruited by Clark-Heard coming out of high school before choosing Seton Hall.

A'RIEL JACKSON

- Jackson comes to Cincinnati from Bishop Loughlin Memorial High School, where she named to the McDonald's All-American East Nominee List and was 1,000-point scorer. Jackson was ranked 79th nationally, 16th-ranked shooting guard by Preferred Athlete Scouting Service and 108th nationally by the All-Star Girls Report. Her mother, Kym Hampton, was the number four overall pick in the inaugural 1997 WNBA Draft and played three seasons for the New York Liberty as part of a 15-year professional career, where she was voted the starting center in the inaugural WNBA All-Star Game.

RECRUITING CLOSE TALENT

- The roster features six players within a 100-mile radius, including Jillian Hayes and Clarissa Craig from Cincinnati.

Clarissa Craig - Cincinnati, Ohio (Roger Bacon High School)
 Jillian Hayes - Cincinnati, Ohio (Loveland High School)
 Mya Jackson - Wilmington, Ohio (Wilmington High School/Seton Hall)
 Dais'Ja Trotter - Louisville, Ky. (Seneca High School/Rend Lake College)
 Taziah Jenks - Louisville, Ky. (Mercy Academy/West Virginia)
 Malea Williams - Georgetown, Ky. (Scott County High School/Louisville)

CHALLENGING SCHEDULE AHEAD

- Cincinnati is set to face three opponents who were ranked or receiving votes in the Associated Press' preseason top 25 poll, opening the season at No. 7 Louisville before facing UCF (RV) twice and South Florida (RV) once in conference action.
- Cincinnati plays five opponents - Louisville, South Florida, UCF, UT Arlington and Charlotte - who made the NCAA Tournament last season.

ALL IN THE FAMILY**JILLIAN HAYES**

- Her father, Jonathan, was a former NFL player with the Kansas City Chiefs (1985-1993) and Pittsburgh Steelers (1994-1996), assistant coach with the Cincinnati Bengals (2003-18) and recent head coach for the XFL's St. Louis BattleHawks (2020); mother, Kristi, was the 1995 Missouri Valley Conference Women's Basketball Player of the Year at Drake; and brother, Jaxson, played at Texas and was the eighth overall pick in the 2019 NBA Draft by the Atlanta Hawks, currently playing for the New Orleans Pelicans.

A'RIEL JACKSON

- Her Mother, Kym Hampton, was the number four overall pick in the inaugural 1997 WNBA Draft and played three seasons for the New York Liberty as part of a 15-year professional career, where she was voted the starting center in the inaugural WNBA All-Star Game.

JADA/JADYN SCOTT

- One of 16 sets of twins on a Division I Women's Basketball roster, their brother, Tre Scott, played for Cincinnati men's basketball from 2016-20, earning 2020 AAC Defensive Player of the Year honors.

PROGRAM ADDS THREE NEW ASSISTANT COACHES

- Cincinnati welcomes in the addition of three new assistant coaches, Bridgette Gordon, Myia Johnson and Devrinn Paul.

BRIDGETTE GORDON

- Gordon comes to Cincinnati after stints at Kansas State, SMU, Tennessee, Wichita State, Georgia State, WNBA and Stetson. Gordon is a 2007 Women's Basketball Hall of Fame inductee, won a 1988 Olympic Gold Medal in Seoul, two-time NCAA National Champion under Pat Summit in 1987 and 1989, the first two national championships in program history. As a player at Tennessee, Gordon was named NCAA Final Four MVP, SEC Female Athlete of the Year, SEC Player of the Year (senior season) and a two-time All-American. She led the Lady Vols to their first two national championships and four straight Final Fours. Gordon finished her college career as the all-time leader in points (2,462) and steals (336) for the Lady Vols and remains second in both categories.

MYIA JOHNSON

- Johnson comes to Cincinnati after stints at Penn State, Wisconsin, Ohio State and South Florida.. Johnson was a four-year letter winner for Hall of Fame head coach C. Vivian Stringer at Rutgers from 2006-10, appearing in two Sweet 16s, an Elite Eight and the 2007 National Championship game and was the co-captain of 2009-10 team.

DEVRIINN PAUL

- Paul comes to Cincinnati after serving as a coaching consulting for the last six years and a three-year stint at Marshall. Prior to serving as an assistant coach at Marshall, Paul served as a video coordinator under Walz at Louisville for three seasons (2009-12.) He was part of the program's first NCAA Final Four appearance in 2009.

CAPTAINS FOR THE 2022-23 SEASON

- The captains for the 2022-23 season are junior guard Jillian Hayes, senior guard Mya Jackson and senior forward Jadyn Scott.
- This is the second straight season that Jillian Hayes has been named a team captain.

BIG-12 BOUND

- In September, Cincinnati was announced as one of four new members of the BIG 12 Conference. Cincinnati will become a part of the conference, in addition to American Athletic Conference members Houston and UCF, as well as BYU, in 2023-24.

NUMERICAL ROSTER

#	NAME	POS.	HT.	CL.	HOMETOWN / HIGH SCHOOL / LAST SCHOOL
0	Dais'Ja Trotter	G	5-9	Sr.	Louisville, Ky. / Seneca / Rend Lake College
1	Caitlyn Wilson	G	5-10	Sr.	Cordova, Tenn. / Arlington / Chipola Junior College
3	Jada Scott	G	6-1	Sr.	Townsend, Ga. / Frederica Academy
4	Braylyn Milton	G	5-11	So.	Charlotte, N.C. / Independence
5	Lojain Elfatairy	G	5-4	So.	Giza, Egypt / Smart Village School
10	Jadyn Scott	F	6-2	Sr.	Townsend, Ga. / Frederica Academy
11	Taziah Jenks	F	6-0	R-So.	Louisville, Ky. / Mercy Academy / West Virginia
20	Jillian Hayes	G	6-1	Jr.	Cincinnati, Ohio / Loveland
22	Malea Williams	F/C	6-3	Jr.	Georgetown, Ky. / Scott County / Louisville
23	Mya Jackson	G	5-7	Sr.	Wilmington, Ohio / Wilmington / Seton Hall
33	Sofia Gritzali	G	5-7	Sr.	Thessaloniki, Greece / Hellenic College of Thessaloniki
34	A'riel Jackson	G	5-9	Fr.	Brooklyn, N.Y. / Bishop Loughlin Memorial
42	Clarissa Craig	F/C	6-2	So.	Cincinnati, Ohio / Roger Bacon

STAFF

Head Coach	Michelle Clark-Heard	5th Season
Assistant Coach / Recruiting Coordinator	Bridgette Gordon	1st Season
Assistant Coach	Myia Johnson	1st Season
Assistant Coach	Devrinn Paul	1st Season
Director of Women's Basketball Operations	AK Prestridge	2nd Season
Director of Creative Content	Maya Queenan	1st Season
Director of Video / Recruiting Operations	Zeke Mazyck	1st Season
Director of Sport Performance	Hong Tran	2nd Season
Associate Athletic Trainer	Taylor Lipinsky	5th Season
Graduate Assistant	Zenzele Apesemaka-Vital	
Student Assistant	Jana Abdullah	

PRONUNCIATION GUIDE

Dais'Ja Trotter	Days - JUH (Rhymes with Asia)
Braylyn Milton	BRAY - Lin
Lojain Elfatairy	Lou - Jine (Rhymes with Rhine) Elf - AH - Tar - EE
Jadyn Scott	JAY - Din
Taziah Jenks	Tuh - ZYE - Uh (Rhymes with Rye)
Malea Williams	Muh - LAY - Uh
Mya Jackson	My - UH
Sofia Gritzali	Grit - ZAH - Lee
A'riel Jackson	ARE - Ee - Uhl
Myia Johnson (Assistant Coach)	My - UH

SOCIAL MEDIA ROSTER

#	NAME	INSTAGRAM	TWITTER
0	Dais'Ja Trotter	daisjatrotter	daisjalachelle
1	Caitlyn Wilson	caitlyn.alyce	c_will1
3	Jada Scott	jadascott03	jadascott03
4	Braylyn Milton	braraayyyy	braylynmilton
5	Lojain Elfatairy	logisamyy	LogiSamy
10	Jadyn Scott	jadynscott10	jadynscott10
11	Taziah Jenks	taziah.jenks	TaziahJ
20	Jillian Hayes	jillianhayes	jillianhayess
22	Malea Williams	leaskippyyy	88gigs
23	Mya Jackson	myaj_10	myajack10
33	Sofia Gritzali	sofia_gritzali	
34	A'riel Jackson	isofamari	IsofamAri
42	Clarissa Craig	_cc42	rissa_4242

Michelle Clark-Heard	coachheard	coachchelly
Bridgette Gordon	CoachBGordon	coachbgordon
Myia Johnson	CoachMyiaOnFyia	coachmyiaonfyia
Devrinn Paul	CoachDPaul	devrinn_paul

ALPHABETICAL ROSTER

#	NAME	POS.	HT.	CL.
42	Clarissa Craig	F/C	6-2	So.
5	Lojain Elfatairy	G	5-4	So.
33	Sofia Gritzali	G	5-7	Sr.
20	Jillian Hayes	G	6-1	Jr.
34	A'riel Jackson	G	5-9	Fr.
23	Mya Jackson	G	5-7	Sr.
11	Taziah Jenks	F	6-0	R-So.
4	Braylyn Milton	G	5-11	So.
3	Jada Scott	G	6-1	Sr.
10	Jadyn Scott	F	6-2	Sr.
0	Dais'Ja Trotter	G	5-9	Sr.
22	Malea Williams	F/C	6-3	Jr.
1	Caitlyn Wilson	G	5-10	Sr.

ROSTER BY HEIGHT

#	NAME	POS.	HT.	CL.
22	Malea Williams	F/C	6-3	Jr.
42	Clarissa Craig	F/C	6-2	So
10	Jadyn Scott	F	6-2	Sr.
20	Jillian Hayes	G	6-1	Jr.
3	Jada Scott	G	6-1	Sr.
11	Taziah Jenks	F	6-0	R-So.
4	Braylyn Milton	G	5-11	So.
1	Caitlyn Wilson	G	5-10	Sr.
34	A'riel Jackson	G	5-9	Fr.
0	Dais'Ja Trotter	G	5-9	Sr.
33	Sofia Gritzali	G	5-7	Sr.
23	Mya Jackson	G	5-7	Sr.
5	Lojain Elfatairy	G	5-4	So.

ROSTER BY CLASS

SENIOR (6)

0	Dais'Ja Trotter	G	5-9	Sr.
33	Sofia Gritzali	G	5-7	Sr.
23	Mya Jackson	G	5-7	Sr.
3	Jada Scott	G	6-1	Sr.
1	Caitlyn Wilson	G	5-10	Sr.
10	Jadyn Scott	F	6-2	Sr.

JUNIOR (2)

20	Jillian Hayes	G	6-1	Jr.
22	Malea Williams	F/C	6-3	Jr.

REDSHIRT SOPHOMORE (1)

11	Taziah Jenks	F	6-0	R-So.
----	--------------	---	-----	-------

SOPHOMORE (3)

42	Clarissa Craig	F/C	6-2	So.
5	Lojain Elfatairy	G	5-4	So.
4	Braylyn Milton	G	5-11	So.

FRESHMAN (1)

34	A'riel Jackson	G	5-9	Fr.
----	----------------	---	-----	-----

TEAM INFORMATION

2021-22 Record	11-17
AAC Record (Finish)	4-11 (11th)
Letterwinners returning/lost	10/5
Newcomers	3 (two transfers, one freshman)
Pct. points returning	66.2 percent (1,109 of 1,674)
Pct. rebounds returning	76.6 percent (758 of 990)
Pct. assists returning	52.0 percent (208 of 400)
Pct. blocks returning	66.2 percent (90 of 136)
Pct. steals returning	63.2 percent (144 of 228)
Pct. minutes returning	68.4 percent (3,831 of 5,602)



HEAD COACH MICHELLE CLARK-HEARD

FIFTH SEASON

The University of Cincinnati women's basketball program continues to reach new heights under head coach Michelle Clark-Heard since her hiring in March 2018.

Clark-Heard is entering her fifth season at the helm in 2022-23 and her 13th overall season as a collegiate head coach. Under Clark-Heard, the Bearcats have posted superlatives including back-to-back 20 win seasons from 2018-2020 and the program's first appearance in a conference tournament final, both of which last occurred in 2002-03.

She earned her 250th career win in a 99-57 home win over Southern Indiana on Dec. 18, 2022. The 99-points were the most since the Bearcats scored 105 vs. Charleston Southern on Nov. 25, 2003.

In 2021-22, the Bearcats continued to experience success as Braylyn Milton was named to the AAC All-Freshman Team to become the third player (Jillian Hayes, 2021 and Ilmar'i Thomas, 2018) to earn the distinction under Clark-Heard. Caitlyn Wilson finished second in the conference in three-point field goals made per game (2.1), while the Bearcats had two players ranked in the top-three in steals per game. In addition to the individual accolades, Bearcats were the only AAC program to defeat the conference champion UCF, taking down the Knights 61-57 inside Fifth Third Arena.

Clark-Heard, who was a UC assistant from 2002-05 and also spent six seasons as the head coach at Western Kentucky University before returning to UC, has amassed 46 wins in her first two years at the helm and is the only coach in program history to open a tenure with back-to-back 20 win seasons. Overall, her 10-year coaching career has seen her teams average more than 20 wins per campaign (22.4) with seven postseason appearances, including four NCAA Tournaments and three WNIT berths.

Her third season with the Bearcats (2020-21) was a season unlike any other due to COVID-19. Even with an 8-16 finish, Clark-Heard continued to showcase the talent on the court. Ilmar'i Thomas was tabbed as the AAC Player of the year, receiving all 50 voting points from the league's coaches to be the only conference player to earn unanimous First Team All-AAC honors for the second consecutive season. Thomas earned national player of the week honors from the United States Basketball Writers Association (USBWA) after she set the UC women's basketball record and the AAC record for most points in a game when she poured in 51 points to go with 12 rebounds at East Carolina on Feb. 24. The effort still stands as the most points in a Division I men's or women's basketball game this season. She joined Oscar Robertson as the only two player in UC history to score 50 or points in a game.

Jillian Hayes was tabbed as the AAC Freshman of the year and is the fourth UC player to be named to the AAC All-Freshmen Team, joining Ilmar'i Thomas (2018), Bianca Quisenberry (2014) and Anna Owens (2015).

Her second season with the Bearcats (2019-20) produced many big moments for the program. On a team level, UC posted a 22-10 record overall and went 11-5 in the American to finish tied for second, UC's best league finish in its seven-year membership in the AAC. Seeded third in the tournament, the Bearcats reached the final for the first time in the AAC as well as their first final appearance since the 2003 Conference USA Championship game. Additionally, the Bearcats finished the year 14-3 at home with a 12-game winning streak at Fifth Third Arena as well.

Individually, Clark-Heard's players enjoyed a great deal of success as well as a trio of players -- Ilmar'i Thomas, Antoinette Miller and Angel Rizer -- all joined the program's 1,000-point club during the season, the 27th, 28th and 29th members, respectively. When it came time for awards and honors, that trio also made a big splash as each was honored by the AAC as Thomas was a unanimous selection to the first team, Miller was a second-team honoree and Rizer was twice honored as she was named the AAC Most Improved Player of the Year while earning third-team all-conference accolades as well. The honors didn't end there, however, as Thomas and Miller both were voted Women's Basketball Coaches Association (WBCA) All-America Honorable Mention selections. The awards stand as just the second and third All-America honors earned in program history, joining Debbie Merrill, a 2003 WBCA All-America Honorable Mention.



PERSONAL INFORMATION

BORN: July 27, 1968
HOMETOWN: Louisville, Ky.
HUSBAND: Luther
EDUCATION: Western Kentucky ('90)
RECORD AT UC: 72-63 (.533)
AAC RECORD: 33-35 (.485)
OVERALL RECORD: 250-143 (.636)

PLAYING CAREER

YEAR	TEAM
1987-90	Western Kentucky
1995	Kentucky Marauders (WBA)

COACHING CAREER (ENTERING 13TH AS HEAD COACH)

YEAR	SCHOOL	POSITION
1998-02	Nebraska	Assistant Coach
2002-05	Cincinnati	Assistant Coach
2005-07	Kentucky State	Head Coach
2007-12	Louisville	Assistant Coach
2012-18	Western Kentucky	Head Coach
2018-Pres.	Cincinnati	Head Coach

MILESTONE HEAD COACHING WINS

1ST WIN - Nov. 15, 2005 vs. Midway, 77-64
50TH WIN - Nov. 23, 2013 at Northern Kentucky, 74-64
100TH WIN - March 14, 2015 vs. Southern Miss, 60-57
200TH WIN - March 21, 2019 vs. Youngstown State, 76-62
250TH WIN - December 18, 2022 vs. Southern Indiana, 99-57
1ST WIN AT UC - Nov. 6th, 2018 vs. Austin Peay, 69-48
1ST HOME WIN AT UC - Nov. 6th, 2018 vs. Austin Peay, 69-48
1ST AAC WIN - Jan. 6th, 2019 vs. SMU, 69-57
1ST HOME AAC WIN - Jan. 6th, 2019 vs. SMU, 69-57
1ST AWAY AAC WIN - Jan. 19th, 2019 at Tulsa, 70-50
1ST AWAY WIN AT UC - Nov. 18, 2018 at Saint Louis, 51-50
50TH WIN AT UC - Feb. 24th, 2021 at East Carolina, 76-61
FIRST TOP-25 WIN - Nov. 21, 2015 vs. Louisville, 71-69

A WIN TODAY WOULD...

Be Clark-Heard's **73RD WIN** at Cincinnati
 Be Clark-Heard's **251ST CAREER WIN**
 Be Clark-Heard's **45TH HOME WIN** at Cincinnati
 Be Clark-Heard's **132ND CAREER HOME WIN**
 Be Clark-Heard's **34TH AMERICAN CONFERENCE WIN**
 Be Clark-Heard's **136TH CAREER CONFERENCE WIN**

In her first season at the helm at UC in 2018-19, Clark-Heard led the Bearcats to 24 wins -- the most victories in a head coach's first season in program history, and the most triumphs in 17 years (27 in 2001-02). The Red and Black's historic accomplishments also included the first time with consecutive postseason wins in program history (WNIT quarterfinals), its first 20-win season since 2003, first time with 12 conference wins since 1999, [at the time] highest-ever finish in the American (third place), and first time with three or more regular-season conference honorees since 2003 (Thomas - First Team All-AAC, Miller - Second Team All-AAC, Florence Sifa - Newcomer of the Year).

In six seasons at WKU, Clark-Heard reached four NCAA Tournaments, won four conference tournament championships and two regular season conference titles while posting 154 wins, becoming the second-fastest Lady Topper coach to reach 100 victories with the program. Clark-Heard took over a program with a 9-21 record in 2011-12 and she led the Hilltoppers to a 22-11 mark in her first season (2012-13), a 13-win improvement, which was the largest in Sun Belt Conference history.

Prior to taking the reigns at WKU, Clark-Heard spent five years as an assistant coach to Jeff Walz at Louisville (2007-12). During her time with the program, the Cardinals made three Sweet 16 appearances and their first Final Four appearance, finishing as the National Runner-Up in 2009.

Prior to her time at Louisville, Clark-Heard spent two seasons as the head coach at Kentucky State, taking the reigns of the program in June 2005. She took over a program that had won just one game during the 2004-05 season. In her first season, she led the Thorobrettes to a 5-23 record, four of the wins were against Southern Intercollegiate Athletic Conference opponents. Her team was picked to finish 11th in the SIAC but ended the season in ninth place. In her second season at KSU, she guided the Thorobrettes to an impressive 19-9 record, finishing tied for fourth place in the SIAC. Clark-Heard earned SIAC Coach of the Year honors after the impressive turnaround. Her 2006-07 Thorobrettes were the second most improved team in NCAA Division II women's basketball.

A four-year letter-winner on the Hill (1987-90), Clark-Heard was part of four NCAA Tournament teams during her Lady Topper career. She also helped guide the Lady Toppers to a pair of Sun Belt Conference Tournament championships (1988 and 1989) and two conference regular-season titles (1989 and 1990). She played in 118 games during her four years on the Hill, scoring 790 points and pulling down 615 rebounds. WKU amassed 89 victories during her four years in uniform, winning 70 percent of the games over that span and putting together three 20-win seasons.

TOP TEAM EFFORTS UNDER CLARK-HEARD

MOST POINTS SCORED: 99 vs. Southern Indiana, 12/18/22
MOST FIELD GOALS MADE: 41 vs. Miami (OH), 12/8/19
MOST FIELD GOALS ATTEMPTED: 76 vs. Ohio State, 11/13/19
HIGHEST FIELD-GOAL PERCENTAGE: 569 vs Miami (OH), 12/8/19
MOST THREE-POINT FIELD GOALS MADE: 12 at Ohio, 12/13/22
MOST THREE-POINT FIELD GOALS ATTEMPTED: 27 at Tulane, 2/7/21
HIGHEST THREE-POINT FIELD-GOAL PERCENTAGE .692 (9-13) at Louisville, 11/7/22
MOST FREE THROWS MADE: 30 vs. Southern Indiana, 12/18/22
MOST FREE THROWS ATTEMPTED: 39 vs. Southern Indiana, 12/18/22
HIGHEST FREE THROW PERCENTAGE: 1.000 (4-4) at UCF, 2/15/20; (11-11) vs. Youngstown St. 3/21/19
MOST OFFENSIVE REBOUNDS: 22 vs. Ohio State, 11/13/19
MOST DEFENSIVE REBOUNDS: 37 vs. N.C. A&T, 12/19/21
MOST TOTAL REBOUNDS: 54 at East Carolina, 2/24/21
MOST ASSISTS: 31 vs. Miami (OH), 12/8/19
MOST STEALS: 18 at Marquette, 12/22/21
MOST BLOCKED SHOTS: 14 at Wichita State, 12/30/22
FEWEST TURNOVERS: 5 vs. Saint Louis, 11/10/19
MOST TURNOVERS FORCED: 31 vs. USF, 2/2/20
FEWEST POINTS ALLOWED: 40 vs. Coppin State, 12/30/19
LOWEST FIELD GOAL PERCENTAGE ALLOWED: .182 vs. USF 3/2/19
LOWEST THREE-POINT FIELD GOAL PERCENTAGE ALLOWED: .056 vs. Memphis 3/7/20
LARGEST MARGIN OF VICTORY: 46 vs. Coppin State 12/30/19

CLARK-HEARD OVERALL HEAD COACHING RESUME

YEAR	SCHOOL	OVERALL	HOME	AWAY	NEUT.	CONF.	CONF. REG SEASON FINISH/TOURNAMENT	POSTSEASON
2005-06	Kentucky State (SIAC)	5-23	5-8	0-13	0-2	4-15	SIAC First Round	
2006-07	Kentucky State (SIAC)	19-9	8-4	10-4	1-1	13-6	SIAC First Round	
	TWO SEASONS AT KSU	24-32	13-12	10-17	1-3	17-21		
2012-13	Western Kentucky (Sun Belt)	22-11	10-5	10-6	2-0	13-7	3rd / Sun Belt Semifinals	WNIT Second Round
2013-14	Western Kentucky (Sun Belt)	24-9	11-3	8-5	5-1	13-5	2nd / Sun Belt Champions	NCAA First Round
2014-15	Western Kentucky (C-USA)	30-5	14-1	12-3	4-1	16-2	1st / Conference USA Champions	NCAA First Round
2015-16	Western Kentucky (C-USA)	27-7	14-1	12-5	1-1	15-3	T-2nd / Conference USA Quarterfinals	WNIT Quarterfinals
2016-17	Western Kentucky (C-USA)	27-7	14-1	9-3	4-3	16-2	1st / Conference USA Champions	NCAA First Round
2017-18	Western Kentucky (C-USA)	24-9	11-1	6-7	7-1	12-4	2nd / Conference USA Champions	NCAA First Round
	SIX SEASONS AT WKU	154-48	74-12	57-29	23-7	85-23		
2018-19	Cincinnati (AAC)	24-11	17-2	6-8	1-1	12-4	3rd / American Semifinals	WNIT Quarterfinals
2019-20	Cincinnati (AAC)	22-10	14-3	6-4	2-3	11-5	T-2nd / American Runner-Ups	
2020-21	Cincinnati (AAC)	8-16	1-10	6-5	1-1	6-12	7th / American Semifinals	
2021-22	Cincinnati (AAC)	11-17	9-7	2-9	0-1	4-11	11th / American First Round	
2022-23	Cincinnati (AAC)	7-9	3-3	3-5	1-1	0-3		
	FIFTH SEASON AT UC	72-63	44-25	23-31	5-7	33-35		
	13TH SEASON OVERALL	250-143	131-49	90-77	29-17	135-79		

MISCELLANEOUS TEAM STATISTICS

CINCINNATI'S RECORD WHEN...			
Lead at halftime.....	7-2		
Trail at halftime.....	0-7		
Tied at halftime.....	0-0		
Lead with 5:00 remaining.....	7-1		
Trail with 5:00 remaining.....	0-7		
Tied with 5:00 remaining.....	0-1		
In overtime.....	0-1		
Shoot better from the field than opponent.....	5-2		
Shoot worse from the field than opponent.....	2-7		
Shoot the same from the field as opponent.....	0-0		
Shoot 50 percent or better from the field.....	3-0		
Shoot below 50 percent from the field.....	4-9		
Opponent shoots 50 percent or better from the field.....	1-1		
Opponent shoots below 50 percent from the field.....	6-8		
Make more than 5 three-point field goals.....	5-2		
Make 5 or fewer three-point field goals.....	2-7		
Attempt 20 or more three-point field goals.....	2-1		
Attempt less than 20 three-point field goals.....	5-8		
Make more free throws than opponent.....	6-2		
Opponent makes more free throws.....	0-7		
Free throws made are even.....	1-0		
Outrebound their opponent.....	5-4		
Outrebounded by their opponent.....	0-5		
Rebounds are even.....	2-0		
Bench outscores the opposing bench.....	6-4		
Opponent bench outscores bench.....	0-4		
Bench points are even.....	1-1		
Commit fewer turnovers than opponent.....	5-2		
Commit more turnovers than opponent.....	2-6		
Turnovers are even.....	0-1		
1-4 point margins.....	0-3		
5-10 point margins.....	2-1		
11-20 point margins.....	3-5		
21 or more point margins.....	2-0		
vs. AP Top 25 teams.....	0-1		
Play at home.....	3-3		
Play on the road.....	3-5		
Play on a neutral court.....	1-1		
Score 59 points or less.....	0-5		
Score 60-69 points.....	2-2		
Score 70-79 points.....	4-2		
Score 80-89 points.....	0-0		
Score 90 points or more.....	1-0		
Allow 59 points or less.....	5-3		
Allow 60-69 points.....	1-2		
Allow 70-79 points.....	1-3		
Allow 80-89 points.....	0-1		
Allow 90 points or more.....	0-0		
Play after a loss.....	4-4		
Score the first point.....	5-5		
Opponent scores the first point.....	2-4		
November.....	4-3		
December.....	3-4		
January.....	0-2		
February.....	0-0		
March.....	0-0		
POINTS OFF TURNOVERS			
Cincinnati.....	271 (16.9)	Opp.....	256 (16.0)
POINTS IN THE PAINT			
Cincinnati.....	452 (28.3)	Opp.....	506 (31.6)
SECOND CHANCE POINTS			
Cincinnati.....	188 (11.8)	Opp.....	168 (10.5)
FAST BREAK POINTS			
Cincinnati.....	128 (8.0)	Opp.....	120 (7.5)
BENCH POINTS			
Cincinnati.....	368 (23.0)	Opp.....	247 (15.4)
ATTENDANCE	GAME	TOTAL	AVERAGE
Home.....	8	6,857	1,143
Away.....	8	16,181	2,023
Neutral.....	2	425	213

DOUBLE-FIGURE SCORING GAMES	
Jillian Hayes.....	14
Mya Jackson.....	11
Clarissa Craig.....	5
Braylyn Milton.....	3
Caitlyn Wilson.....	3
A'riel Jackson.....	2
Malea Williams.....	2
Jadyn Scott.....	1
Dais'Ja Trotter.....	1
GAMES LEADING IN SCORING	
Jillian Hayes.....	8
Mya Jackson.....	4
A'riel Jackson.....	1
Braylyn Milton.....	1
Dais'Ja Trotter.....	1
Malea Williams.....	1
Caitlyn Wilson.....	1
GAMES LEADING IN REBOUNDING	
Jillian Hayes.....	12
Malea Williams.....	3
Clarissa Craig.....	1
Mya Jackson.....	1
A'riel Jackson.....	1
Braylyn Milton.....	1
GAMES LEADING IN ASSISTS	
Mya Jackson.....	8
Braylyn Milton.....	5
Jillian Hayes.....	4
Sofia Gritzali.....	1
Jada Scott.....	1
Malea Williams.....	1
GAMES LEADING IN BLOCKS	
Jillian Hayes.....	9
Malea Williams.....	8
Clarissa Craig.....	2
A'riel Jackson.....	1
Taziah Jenks.....	1
GAMES LEADING IN STEALS	
Jillian Hayes.....	5
Mya Jackson.....	5
Braylyn Milton.....	4
A'riel Jackson.....	3
Clarissa Craig.....	1
Lojain Elfatairy.....	1
Taziah Jenks.....	1
Jada Scott.....	1
Jadyn Scott.....	1
Malea Williams.....	1
GAMES LEADING IN MINUTES	
Mya Jackson.....	12
Jillian Hayes.....	4
SCORED FIRST POINTS	
Who	
Jillian Hayes.....	5
Mya Jackson.....	3
Clarissa Craig.....	2
Braylyn Milton.....	2
Jada Scott.....	2
Taziah Jenks.....	1
Jadyn Scott.....	1
How	
Layup.....	9
Jump Shot.....	3
Three.....	3
Free Throw.....	1
DOUBLE-DOUBLES	
Jillian Hayes.....	5
Clarissa Craig.....	1

INDIVIDUAL LEADERS GAME-BY-GAME

OPPONENT	RESULT	POINTS	REBOUNDS	ASSISTS	ATTENDANCE
at Louisville [11/7]	L, 68-87 [-19]	28 - Braylyn Milton	4 - A'riel Jackson	4 - Mya Jackson	8,049
vs. Tennessee Tech [11/10]	W, 68-57 [+11]	19 - Jillian Hayes	9 - Jillian Hayes	5 - Mya Jackson	612
vs. Radford [11/13]	W, 62-53 [+9]	15 - Caitlyn Wilson	10 - Jillian Hayes	6 - Braylyn Milton	612
vs. Toledo [11/16]	L, 71-74 (OT) [-3]	24 - Mya Jackson	8 - Jillian Hayes, Braylyn Milton	2 - Mya Jackson, Jada Scott	3,786
at Lindenwood [11/21]	W, 71-60 [+11]	18 - Jillian Hayes	10 - Jillian Hayes	4 - Mya Jackson	494
vs. UT Arlington [11/25]	W, 72-58 [+14]	16 - Jillian Hayes	14 - Jillian Hayes	5 - Mya Jackson	250
vs. Charlotte [11/26]	L, 58-59 [-1]	12 - Jillian Hayes	8 - Malea Williams	5 - Jillian Hayes	175
at North Carolina A&T [12/1]	W, 78-73 [+5]	16 - Jillian Hayes, Mya Jackson	9 - Jillian Hayes	6 - Mya Jackson	912
vs. UIC [12/4]	L, 58-66 [-8]	20 - Jillian Hayes	10 - Clarissa Craig	5 - Jillian Hayes	536
at Xavier [12/9]	L, 35-48 [-13]	18 - Jillian Hayes	11 - Jillian Hayes	3 - Mya Jackson	3,162
at Ohio [12/13]	W, 77-44 [+33]	13 - Dais'Ja Trotter	10 - Malea Williams	4 - Malea Williams	350
vs. Southern Indiana [12/18]	W, 99-57 [+42]	19 - Mya Jackson	8 - Jillian Hayes	4 - Jillian Hayes, Braylyn Milton	527
at Northern Kentucky [12/21]	L, 52-72 [-20]	17 - Mya Jackson	8 - Jillian Hayes	2 - Jillian Hayes	1,385
at Wichita State [12/30]	L, 49-61 [-12]	11 - Malea Williams	7 - Jillian Hayes, Mya Jackson	5 - Braylyn Milton	1,430
vs. Temple [1/7]	L, 73-77 [-4]	19 - A'riel Jackson	8 - Jillian Hayes, Malea Williams	3 - Mya Jackson, Braylyn Milton	784
at SMU [1/10]	L, 44-55 [-11]	10 - Jillian Hayes	10 - Jillian Hayes	3 - Sofia Gritzali, Braylyn Milton	399

SPECIALITY SCORING STATISTICS

OPPONENT	TURNOVERS			PAINT			SECOND CHANCE			FAST BREAK			BENCH		
	UC	OPP	MAR.	UC	OPP	MAR.	UC	OPP	MAR.	UC	OPP	MAR.	UC	OPP	MAR.
at Louisville [11/7]	16	28	-12	18	48	-30	4	16	-12	0	8	-8	23	28	-5
vs. Tennessee Tech [11/10]	20	11	+9	32	18	+12	15	14	+1	10	6	-4	21	16	+5
vs. Radford [11/13]	24	11	+13	22	30	-8	11	11	0	10	5	+5	24	24	0
vs. Toledo [11/16]	10	18	-8	36	36	0	13	11	+2	3	4	-1	7	15	-8
at Lindenwood [11/21]	30	10	+20	40	28	+12	17	12	+5	15	6	+9	21	8	+13
vs. UT Arlington [11/25]	19	18	+1	44	36	+8	14	5	+9	13	11	+2	28	5	+23
vs. Charlotte [11/26]	8	13	-5	26	24	+2	14	14	0	7	7	0	21	6	+15
at North Carolina A&T [12/1]	26	19	+7	24	36	-12	10	10	0	9	7	+2	29	23	+6
vs. UIC [12/4]	13	12	+1	30	36	-6	15	14	+1	5	4	+1	9	24	-15
at Xavier [12/9]	10	16	-6	14	28	-14	5	9	-4	10	7	+3	13	19	-6
at Ohio [12/13]	23	13	+10	20	24	-4	11	8	+3	7	2	+5	41	6	+35
vs. Southern Indiana [12/18]	34	8	+26	40	24	+16	19	6	+13	14	2	+12	47	28	+19
at Northern Kentucky [12/21]	12	28	-16	26	34	-8	8	10	-2	8	11	-3	9	9	0
at Wichita State [12/30]	6	15	-9	18	34	-16	10	8	+2	3	9	-6	32	6	+26
vs. Temple [1/7]	13	14	-1	34	38	-4	10	11	-1	2	23	-21	28	24	+4
at SMU [1/10]	7	22	-15	28	32	-4	12	9	+3	12	8	+4	15	6	+9

LEAD/DEFICIT BREAKDOWN GAME-BY-GAME

OPPONENT	FIRST HALF			SECOND HALF/OT			FINAL			LARGEST		TIMES TIED	LEAD CHANGES	TIME LED
	UC	OPP	MAR.	UC	OPP	MAR.	UC	OPP	MAR.	LEAD	DEFICIT			
at Louisville [11/7]	28	48	-20	40	39	+1	68	87	-19	0	-23	0	0	0:00
vs. Tennessee Tech [11/10]	35	22	+13	33	35	-2	68	57	+11	17	-4	3	6	33:27
vs. Radford [11/13]	25	22	+3	37	31	+6	62	53	+9	14	0	1	0	38:06
vs. Toledo [11/16]	23	29	-6	35	29	+6	71	74	-3	7	-8	8	7	14:45
at Lindenwood [11/21]	37	30	+7	34	30	+4	71	60	+11	14	-6	2	6	34:20
vs. UT Arlington [11/25]	35	25	+10	37	33	+4	58	72	+14	14	-7	2	3	30:01
vs. Charlotte [11/26]	31	30	+1	27	29	-2	58	59	-1	4	-9	4	4	3:02
at North Carolina A&T [12/1]	40	35	+5	38	38	0	78	73	+5	10	-6	6	8	25:13
vs. UIC [12/4]	30	23	+7	28	43	-15	58	66	-8	9	-8	3	12	19:49
at Xavier [12/9]	17	26	-9	18	22	-4	35	48	-13	4	-20	2	3	5:03
at Ohio [12/13]	36	20	+16	41	24	+17	77	44	+33	35	-6	0	1	33:15
vs. Southern Indiana [12/18]	43	25	+18	56	32	+24	99	57	+42	42	0	0	0	39:43
at Northern Kentucky [12/21]	14	35	-21	38	37	+1	52	72	-20	0	-29	0	0	0:00
at Wichita State [12/30]	22	26	-4	27	35	-8	49	61	-12	2	-16	4	10	2:57
vs. Temple [1/7]	26	33	-7	47	44	+3	73	77	-4	7	-13	1	3	12:22
at SMU [1/10]	14	29	-15	30	26	+4	44	55	-11	5	-17	1	3	3:23

STARTING LINEUP BREAKDOWN

OPPONENT					
at Louisville [11/7]	Mya Jackson	Braylyn Milton	Jillian Hayes	Taziah Jenks	Jadyn Scott
vs. Tennessee Tech [11/10]	Mya Jackson	Braylyn Milton	A'riel Jackson	Jillian Hayes	Jadyn Scott
vs. Radford [11/13]	Mya Jackson	Braylyn Milton	Caitlyn Wilson	Jillian Hayes	Jadyn Scott
vs. Toledo [11/16]	Mya Jackson	Braylyn Milton	Caitlyn Wilson	Jillian Hayes	Jada Scott
at Lindenwood [11/21]	Mya Jackson	Caitlyn Wilson	Jillian Hayes	Jada Scott	Jadyn Scott
vs. UT Arlington [11/25]	Mya Jackson	Braylyn Milton	Jillian Hayes	Jada Scott	Jadyn Scott
vs. Charlotte [11/26]	Mya Jackson	Braylyn Milton	Jillian Hayes	Jada Scott	Jadyn Scott
at North Carolina A&T [12/1]	Mya Jackson	Braylyn Milton	Jillian Hayes	Taziah Jenks	Clarissa Craig
vs. UIC [12/4]	Mya Jackson	Braylyn Milton	Jillian Hayes	Taziah Jenks	Clarissa Craig
at Xavier [12/9]	Mya Jackson	Braylyn Milton	Jillian Hayes	Jada Scott	Clarissa Craig
at Ohio [12/13]	Mya Jackson	Braylyn Milton	Jillian Hayes	Jada Scott	Clarissa Craig
vs. Southern Indiana [12/18]	Mya Jackson	Braylyn Milton	Jillian Hayes	Jada Scott	Clarissa Craig
at Northern Kentucky [12/21]	Mya Jackson	Braylyn Milton	Jillian Hayes	Taziah Jenks	Clarissa Craig
at Wichita State [12/30]	Mya Jackson	Braylyn Milton	A'riel Jackson	Jillian Hayes	Clarissa Craig
vs. Temple [1/7]	Mya Jackson	A'riel Jackson	Jillian Hayes	Jadyn Scott	Malea Williams
at SMU [1/10]	Mya Jackson	A'riel Jackson	Jillian Hayes	Jadyn Scott	Malea Williams
LINEUP			LINEUP RECORD		
Mya Jackson	Braylyn Milton	Jillian Hayes	Jada Scott	Clarissa Craig	2-1
Mya Jackson	Braylyn Milton	A'riel Jackson	Jillian Hayes	Jadyn Scott	1-0
Mya Jackson	Braylyn Milton	Caitlyn Wilson	Jillian Hayes	Jadyn Scott	1-0
Mya Jackson	Caitlyn Wilson	Jillian Hayes	Jada Scott	Jadyn Scott	1-0
Mya Jackson	Braylyn Milton	Jillian Hayes	Jada Scott	Jadyn Scott	1-1
Mya Jackson	Braylyn Milton	Jillian Hayes	Taziah Jenks	Clarissa Craig	1-2
Mya Jackson	Braylyn Milton	Jillian Hayes	Taziah Jenks	Jadyn Scott	0-1
Mya Jackson	Braylyn Milton	Caitlyn Wilson	Jillian Hayes	Jada Scott	0-1
Mya Jackson	Braylyn Milton	A'riel Jackson	Jillian Hayes	Clarissa Craig	0-1
Mya Jackson	A'riel Jackson	Jillian Hayes	Jadyn Scott	Malea Williams	0-2

TEAM SUPERLATIVES

CINCINNATI HIGH	CINCINNATI LOW		OPPONENT HIGH	OPPONENT LOW
99 vs. Southern Indiana (12/18)	35 at Xavier (12/9)	Points	87 at Louisville (11/7)	44 at Ohio (12/13)
43 vs. Southern Indiana (12/18)	14 at SMU (1/10)	First-Half Points	48 at Louisville (11/7)	20 at Ohio (12/13)
56 vs. Southern Indiana (12/18)	18 at Xavier (12/9)	Second-Half Points	43 vs. UIC (12/4)	22 at Xavier (12/9)
13 vs. Toledo (11/16)		Overtime Points	16 vs. Toledo (11/16)	
30 vs. Southern Indiana (12/18)	10 at Xavier (12/9)	Field Goals	31 vs. Temple (1/7), at Louisville (11/7)	16 at Ohio (12/13)
66 vs. Tennessee Tech (11/10)	50 at Ohio (12/13)	Field Goal Attempts	70 vs. Tennessee Tech (11/10)	46 at Lindenwood (11/21)
51.9 at North Carolina A&T (12/1)	17.9 at Xavier (12/9)	Field Goal Percentage	51.7 at Louisville (11/7)	28.6 vs. Tennessee Tech (11/10)
57.7 at North Carolina A&T (12/1)	19.4 at Xavier (12/9)	First-Half Field Goal Percentage	51.7 at Louisville (11/7)	23.5 vs. Tennessee Tech (11/10)
51.9 at Louisville (11/7)	16.0 at Xavier (12/9)	Second-Half Field Goal Percentage	64.0 vs. UIC (12/4)	26.7 at Xavier (12/9)
12 at Ohio (12/13)	1 at Xavier (12/9), vs. UT Arlington (11/25)	Three-Point Field Goals	10 at Northern Kentucky (12/21), vs. Tennessee Tech (11/10)	1 vs. UT Arlington (11/25)
22 at Wichita State (12/30)	10 vs. Charlotte (11/26), vs. UT Arlington (11/25)	Three-Point Field Goal Attempts	26 vs. Tennessee Tech (11/10)	4 at Wichita State (12/30)
69.2 at Louisville (11/7)	9.1 at Xavier (12/9)	Three-Point Field Goal Percentage	53.8 vs. Temple (1/7)	10.0 vs. UT Arlington (11/25)
30 vs. Southern Indiana (12/18)	6 at SMU (1/10), at Wichita State (12/30)	Free Throws Made	24 vs. Toledo (11/16)	5 at Lindenwood (11/21)
39 vs. Southern Indiana (12/18)	6 at SMU (1/10)	Free Throw Attempts	33 vs. Toledo (11/16)	9 vs. Tennessee Tech (11/10)
100.0 at SMU (1/10)	55.6 vs. Tennessee Tech (11/10)	Free Throw Percentage	80.0 vs. Temple (1/7)	31.3 at Lindenwood (11/21)
19 vs. Tennessee Tech (11/10)	8 at Louisville (11/7)	Offensive Rebounds	22 vs. Tennessee Tech (11/10)	10 vs. UIC (12/4), at North Carolina A&T (12/1), vs. Toledo (11/16), at Lindenwood (11/21)
31 at Xavier (12/9), vs. UT Arlington (11/25)	16 vs. UIC (12/4)	Defensive Rebounds	35 at Xavier (12/9)	11 at Ohio (12/13)
48 vs. Tennessee Tech (11/10)	27 at Louisville (11/7)	Total Rebounds	48 vs. Tennessee Tech (11/10)	22 at Ohio (12/13)
24 vs. Toledo (11/16),	13 at Ohio (12/13)	Fouls	22 vs. Temple (1/7)	10 at SMU (1/10), at Wichita State (12/30)
17 vs. Southern Indiana (12/18)	7 at Xavier (12/9), vs. Toledo (11/16)	Assists	20 vs. Temple (1/7)	9 vs. Radford (11/13)
24 at Ohio (12/13), at Louisville (11/7)	12 vs. Charlotte (11/26), vs. Tennessee Tech (11/10)	Turnovers	27 vs. Southern Indiana (12/18)	10 vs. Toledo (11/16)
17 vs. Southern Indiana (12/18)	3 vs. Temple (1/7)	Steals	14 at Louisville (11/7)	3 vs. Tennessee Tech (11/10)
14 at Wichita State (12/30)	2 at Northern Kentucky (12/21), at Lindenwood (11/21), at Louisville (11/7)	Blocks	10 vs. Temple (1/7)	1 vs. UT Arlington (11/25)

INDIVIDUAL SUPERLATIVES

	CINCINNATI	OPPONENT
Points	28 by Braylyn Milton at Louisville (11/7)	28 by Jasha Clinton vs. Temple (1/7), Hailey Van Lith at Louisville (11/7)
Field Goals Made	10 by Mya Jackson vs. Toledo (11/16)	12 by Hailey Van Lith at Louisville (11/7)
Field Goals Attempted	19 by Mya Jackson vs. Toledo (11/16)	21 by Jasha Clinton vs. Temple (1/7)
Field Goal Percentage (Min. 5 made)	100.0 by Clarissa Craig vs. Southern Indiana (12/18)	83.3 by Jessica Cook vs. Toledo (11/16), by Liz Dixon at Louisville (11/7)
Three-Point Field Goals Made	5 by Caitlyn Wilson vs. Radford (11/13), Braylyn Milton at Louisville (11/7)	4 by Aleah Nelson vs. Temple (1/7), Mary McGrath at Lindenwood (11/21), Maaliya Owens vs. Tennessee Tech (11/10)
Three-Point Field Goals Attempted	8 by Caitlyn Wilson at Lindenwood (11/21), vs. Toledo (11/16)	8 by Maleia Bracone at North Carolina A&T (12/1), Maaliya Owens vs. Tennessee Tech (11/10)
Three-Point Field Goals Percentage (Min. 3 made)	100.0 (5-5) by Braylyn Milton at Louisville (11/7)	66.7 (4-6) by Aleah Nelson vs. Temple (1/7)
Free Throws Made	8 by A'riel Jackson vs. Temple (1/7), Jillian Hayes at Xavier (12/9)	9 by Morgan Jones at Louisville (11/7)
Free Throws Attempted	10 by Jillian Hayes at Ohio (12/13), at Xavier (12/9)	13 by Morgan Jones at Louisville (11/7)
Free Throw Percentage (Min. 5 made)	100.0 (5-5) by Clarissa Craig vs. Southern Indiana (12/18), (5-5) Mya Jackson at Lindenwood (11/21)	83.3 (5-6) by Tamia Jones at SMU (1/10), (5-6) by Courtney Prenger at Xavier (12/9)
Offensive Rebounds	6 by Jillian Hayes at Lindenwood (11/21)	6 by Jane Asinde at Wichita State (12/30)
Defensive Rebounds	11 by Jillian Hayes vs. UT Arlington (11/25)	11 by Jessica Peterson at SMU (1/10)
Total Rebounds	14 by Jillian Hayes vs. UT Arlington (11/25)	15 by Jane Asinde at Wichita State (12/30)
Turnovers	8 by Mya Jackson at Louisville (11/7)	6 by Vanessa Shafford vs. Southern Indiana (12/18), Ashlyn Traylor vs. Radford (11/13)
Assists	6 by Mya Jackson at North Carolina A&T (12/1), Braylyn Milton at Louisville (11/7)	7 by Kristian Young vs. UIC (12/4)
Blocks	7 by Malea Williams at Wichita State (12/30)	4 by Brittany Garner vs. Temple (1/7)
Steals	5 by Jillian Hayes at Xavier (12/9)	5 by Reagan Bradley at SMU (1/10), Mykasa Robinson at Louisville (11/7)
Minutes Played (Regulation)	38:39 by Mya Jackson vs. Tennessee Tech (11/10)	40:00 by Jada McMillian vs. Charlotte (11/26)
Minutes Played (Including OT)	45:00 by Mya Jackson vs. Toledo (11/16)	42:52 by Sophia Wiard vs. Toledo (11/16)

2022-23 CINCINNATI WOMEN'S BASKETBALL

GAME
1

CINCINNATI 68, LOUISVILLE 87

Nov. 7, 2022 | Louisville, Ky. | KFC Yum! Center

Official Basketball Box Score - Final
Cincinnati at Louisville
11/07/22 KFC Yum! Center, Louisville
2022-23 Women's Basketball

Cincinnati - 68

Record: 1-1

NO. Name	Min	FG M-A	3P M-A	FT M-A	Rebounds OR DR TOT	Fouls PF FD	TP	AS	TO	ST	Blocks BS BA	+/
10 Jadyin Scott	F 22:28	1-4	0-0	0-0	1 2 3	1 0	2	0	0	0	0 0	-12
11 Taziah Jenks	F 12:55	0-2	0-0	0-0	0 0 0	0 0	0	0	1	0	0 0	-14
4 Braylin Milton	G 33:21	9-12	5-5	5-6	0 3 3	3 7	28	0	3	1	0 1	-17
20 Jillian Hayes	G 17:48	0-9	0-0	3-6	1 2 3	5 4	3	0	1	1	0 2	-2
23 Mya Jackson	G 35:07	5-10	2-2	0-0	1 2 3	0 1	12	4	8	0	0 1	-22
3 Jada Scott	15:44	0-1	0-0	0-0	0 2 2	2 0	0	0	0	0	0 0	-13
42 Clarissa Craig	18:33	0-0	0-0	0-0	1 1 2	5 1	0	0	1	0	0 0	-6
22 Malea Williams	12:30	1-1	0-0	1-2	1 1 2	1 1	3	0	1	1	1 0	-6
0 Dais'Ja Trotter	12:22	1-4	1-3	0-0	2 2 2	0 1	3	0	1	0	0 1	-8
1 Caitlyn Wilson	11:56	1-3	1-3	2-3	0 0 0	2 1	5	1	1	0	0 0	0
34 A'riel Jackson	17:16	5-7	0-0	2-3	1 3 4	3 2	12	3	7	2	1 0	5
Team					2 1 3		0	0				
Totals		23-53	9-13	13-20	8 19 27	24 17	68	8	24	5	2 5	-19

Technical Fouls:NONE

Louisville - 87

Record: 1-0

NO. Name	Min	FG M-A	3P M-A	FT M-A	Rebounds OR DR TOT	Fouls PF FD	TP	AS	TO	ST	Blocks BS BA	+/
22 Liz Dixon	F 19:02	5-6	0-0	2-2	3 3 6	2 2	12	0	3	0	2 0	8
44 Olivia Cochran	F 23:47	1-4	0-1	2-2	3 5 8	3 2	4	1	3	1	0 0	16
3 Chrislyn Carr	G 22:50	0-3	0-3	1-2	0 3 3	0 1	1	2	3	1	0 0	7
10 Hailey Van Lith	G 30:26	12-20	2-7	2-3	0 2 2	2 2	28	2	2	0	0 0	20
24 Morgan Jones	G 21:00	2-5	1-3	9-13	1 3 4	1 7	14	2	4	3	3 0	7
5 Mykasa Robinson	26:18	2-5	0-1	1-1	2 4 6	1 4	5	3	1	5	0 0	22
12 Payton Verhulst	17:57	4-10	1-4	0-1	1 0 1	1 9	0	1	2	0	1 1	11
40 Josie Williams	11:48	3-3	0-0	0-0	1 3 4	2 2	6	0	0	0	0 0	6
11 Norika Konno	09:11	0-1	0-1	0-0	0 0 0	5 0	0	1	1	0	0 0	-1
13 Merissah Russell	09:20	1-1	1-1	0-0	0 1 1	0 0	3	1	0	2	0 0	0
2 Nyla Harris	08:21	1-2	0-0	3-4	1 1 2	0 3	5	0	0	0	0 1	-1
Team					2 0 2		0	0				
Totals		31-60	5-21	20-28	14 25 39	17 24	87	12	18	14	5 2	19

Technical Fouls:NONE

	CIN	LOU
Biggest lead	0 (1 st 10:00)	23 (4 th 6:07)
Best Scoring Run	8 (3 rd 6:52)	15 (1 st 1:28)
Lead Changes	0	
Times Tied	0	
Time with Lead	00:00	39:06

Points from	CIN	LOU
Turnovers	16	28
Paint	18	48
Second Chance	4	16
Fast Breaks	0	8
Bench	23	28

Period by Period Scoring
1st 2nd 3rd 4th TOT
CIN 10 18 18 22 68
LOU 24 24 12 27 87

Game Time: 5:00 PM
Game Duration: 1:55
Attendance: 8,049

Officials:

Shooting By Period
1 st FG% 3-13 23.1%
3PT% 3-4 75.0%
FT% 1-4 25%
2 nd FG% 6-13 46.2%
3PT% 2-4 50.0%
FT% 4-6 66.7%
3 rd FG% 6-14 42.9%
3PT% 2-2 100.0%
FT% 4-5 80%
4 th FG% 8-13 61.5%
3PT% 2-3 66.7%
FT% 4-5 80%
GM FG% 23-53 43.4%
3PT% 9-13 69.2%
FT% 13-20 65.0%

Dead Ball Rebounds: 4, 0

GAME
2

CINCINNATI 68, TENNESSEE TECH 57

Nov. 10, 2022 | Cincinnati, Ohio | Fifth Third Arena

Official Basketball Box Score - Final
Tennessee Tech at Cincinnati
11/10/22 Fifth Third Arena, Cincinnati
2022-23 Women's Basketball

Officials: John Capolino, Krystle Apellaniz, Rob Fessler

Tennessee Tech - 57

Record: 1-1

NO. Name	Min	FG M-A	3P M-A	FT M-A	Rebounds OR DR TOT	Fouls PF FD	TP	AS	TO	ST	Blocks BS BA	+/
4 Anna Walker	F 20:20	3-12	1-2	0-0	5 6 11	2 0	7	1	1	2	2 0	-5
2 Jordan Brook	G 26:48	2-8	2-6	2-2	0 3 3	2 3	8	1	1	0	1 0	-15
10 Reagan Hurst	G 32:39	1-9	0-3	1-2	5 2 7	2 3	3	2	2	0	2 2	-7
11 Maaliya Owens	G 34:47	5-14	4-8	0-0	1 1 2	0 1	14	2	2	1	1 1	-2
24 Jada Guinn	G 25:53	4-7	1-1	0-0	2 5 7	4 2	9	2	1	0	0 0	-4
22 Peyton Carter	16:09	0-5	0-3	2-2	1 1 2	1 3	2	3	2	0	0 0	-5
33 Reghan Grimes	22:07	4-9	2-2	2-3	1 3 4	2 4	12	1	3	0	0 0	-3
30 Kiera Hill	05:56	1-3	0-0	0-0	0 0 0	0 0	2	0	0	0	0 0	-7
1 Cayla Cowart	12:32	0-3	0-1	0-0	2 0 2	0 0	1	0	1	2	0 0	-10
35 DJ McFarlane	02:49	0-0	0-0	0-0	2 0 2	0 0	0	0	1	0	0 0	3
Team					3 5 8		0	1				
Totals		20-70	10-26	7-9	22 26 48	13 17	57	13	16	3	6 7	-11

Technical Fouls:NONE

Cincinnati - 68

Record: 1-1

NO. Name	Min	FG M-A	3P M-A	FT M-A	Rebounds OR DR TOT	Fouls PF FD	TP	AS	TO	ST	Blocks BS BA	+/
10 Jadyin Scott	F 12:16	2-3	0-0	0-0	1 1 2	2 0	4	0	1	0	1 0	1
4 Braylin Milton	G 24:21	1-9	0-4	1-2	1 4 5	2 1	3	2	2	0	0 0	-5
20 Jillian Hayes	G 25:13	8-15	0-0	3-5	4 5 9	1 4	19	3	1	1	1 2	13
23 Mya Jackson	G 38:39	7-12	1-4	3-5	3 3 6	1 4	18	5	3	0	0 0	10
34 A'riel Jackson	G 19:04	1-6	0-0	1-2	1 4 5	3 1	3	2	3	2	1 1	15
22 Malea Williams	18:56	2-7	1-3	2-4	3 3 6	0 3	7	0	0	1	3 1	12
1 Caitlyn Wilson	16:37	2-3	2-3	0-0	0 0 0	0 0	6	0	0	1	0 0	-3
42 Clarissa Craig	10:59	1-4	0-0	0-0	1 0 1	4 0	2	0	3	0	0 1	-4
3 Jada Scott	12:36	0-2	0-0	0-0	0 2 2	2 0	0	0	0	0	1 1	0
5 Lojain Elfatary	01:21	0-1	0-1	0-0	0 0 0	0 0	0	0	0	0	0 0	1
0 Dais'Ja Trotter	17:09	2-4	2-3	0-0	3 3 6	1 0	6	2	1	1	0 0	8
33 Sofia Grizlaci	02:49	0-0	0-0	0-0	0 0 0	1 0	0	0	0	1	0 0	-3
Team					2 4 6		0	0				
Totals		26-66	6-18	10-18	19 29 48	17 13	68	14	12	10	7 6	11

Technical Fouls:NONE

	TTU	CIN
Biggest lead	4 (1 st 3:09)	17 (4 th 1:16)
Best Scoring Run	6 (3 rd 1:51)	14 (2 nd 1:12)
Lead Changes	6	
Times Tied	3	
Time with Lead	05:42	33:27

Points from	TTU	CIN
Turnovers	11	20
Paint	18	32
Second Chance	14	15
Fast Breaks	6	10
Bench	16	21

Period by Period Scoring
1st 2nd 3rd 4th TOT
TTU 15 7 20 15 57
CIN 14 21 18 15 68

Game Time: 3:00 PM
Game Duration: 1:51
Attendance: 612

Officials:

Shooting By Period
1 st FG% 3-12 25.0%
3PT% 1-6 16.7%
FT% 0-0 0%
2 nd FG% 5-14 35.7%
3PT% 2-4 50.0%
FT% 3-4 75%
3 rd FG% 9-14 64.3%
3PT% 1-2 50.0%
FT% 1-2 50%
4 th FG% 3-18 16.7%
3PT% 0-6 0.0%
FT% 5-10 50%
GM FG% 20-58 34.5%
3PT% 4-18 22.2%
FT% 9-16 56.3%

Dead Ball Rebounds: 7, 1

GAME
4

CINCINNATI 71, TOLEDO 74 (OT)

Nov. 16, 2022 | Cincinnati, Ohio | Fifth Third Arena

Official Basketball Box Score - Final
Toledo at Cincinnati
11/16/22 Fifth Third Arena, Cincinnati
2022-23 Women's Basketball

Officials: Bryan Brunette, Ashley Gloss, Linda Miles

Toledo - 74

Record: 3-0

NO. Name	Min	FG M-A	3P M-A	FT M-A	Rebounds OR DR TOT	Fouls PF FD	TP	AS	TO	ST	Blocks BS BA	+/
34 Jessica Cook	F 21:48	5-6	0-0	3-4	2 0 2	3 3	13	0	1	0	0 1	-5
2 Sophia Wiard	G 42:52	3-8	0-3	3-3	1 3 4	1 4	9	5	1	0	0 0	6
5 Quinesha Lockett	G 39:12	6-18	1-6	6-10	0 2 2	2 5	19	2	4	0	1 0	-2
22 Kherra Goss	G 34:09	1-3	0-0	0-0	1 1 2	2 0	2	1	1	0	1 0	8
33 Sammi Mikonowicz	G 33:57	4-10	2-4	6-9	2 9 11	2 4	16	3	0	2	0 0	-1
1 Nan Garcia	17:50	1-3	0-0	2-2	0 3 3	3 3	4	0	0	1	0 1	6
10 Justina King	09:32	0-1	0-1	2-2	0 0 0	1 1	2	0	1	1	0 0	1
12 Jayda Jansen	15:15	1-7	1-1	2-2	0 1 1	1 2	5	0	0	0	0 2	-2
13 Lonasia Brewer	05:22	2-2	0-0	0-1	1 0 1	2 2	4	0	1	0	0 0	2
24 Yaniah Curry	05:03	0-0	0-0	0-0	0 2 2	0 0	0	0	1	0	0 0	2
Team					3 0 3		0	0				
Totals		23-58	4-15	24-33	10 21 31	16 24	74	11	10	4	2 4	3

Technical Fouls:NONE

Cincinnati - 71

Record: 2-2

NO. Name	Min	FG M-A	3P M-A	FT M-A	Rebounds OR DR TOT	Fouls PF FD	TP	AS	TO	ST	Blocks BS BA	+/
1 Caitlyn Wilson	G 35:38	3-10	2-8	1-2	1 4 5	1 3	9	1	1	1	0 0	0
3 Jada Scott	G 29:45	3-6	0-0	0-0	1 3 4	3 0	6	2	0	0	0 0	7
4 Braylin Milton	G 30:31	1-3	1-1	1-2	2 6 8	5 1	4	1	1	0	1 1	2
20 Jillian Hayes	G 35:13	8-13	0-0	5-7	4 4 8	4 4	21	0	4	1	2 0	-3
23 Mya Jackson	G 45:00	10-19	1-4	3-6	2 2 4	2 4	24	2	3	0	0 1	-3
22 Malea Williams	09:56	0-1	0-0	0-0	1 1 0	0 0	0	2	1	1	0 0	-6
42 Clarissa Craig	11:55	0-3	0-0	4-4	0 2 2	3 2	4	0	4	0	0 0	-9
10 Jadyin Scott	11:42	1-1	0-0	1-2	0 2 2	5 2	3	1	1	2	0 0	-1
34 A'riel Jackson	08:22	0-2	0-0	0-0	1 1 2	1 0	0	0	0	0	0 0	-2
0 Dais'Ja Trotter	04:33	0-0	0-0	0-0	1 0 1	0 0	0	0	0	0	0 0	2
5 Lojain Elfatary	02:25	0-0	0-0	0-0	0 0 0	0 0	0	0	1	0	0 0	-4
Team					2 2 4		0	1				
Totals		26-58	4-13	15-23	14 27 41	24 16	71	7	18	5	4 2	3

Technical Fouls:NONE

	TOL	CIN										
Biggest lead	8 (3 rd 9:43)	7 (4 th 3:41)	Points from Turnovers	TOL	CIN							
Best Scoring Run	10 (2 nd 8:41)	6 (3 rd 0:13)	Paint	36	36							
Lead Changes	7		Second Chance	11	13	TOL	15	14	15	14	16	74
Times Tied	8		Fast Breaks	4	3	CIN	12	11	22	13	13	71
Time with Lead	24:48	14:45	Bench	15	7							

2022-23 CINCINNATI WOMEN'S BASKETBALL

GAME
9

CINCINNATI 58, UIC 66

Dec. 4, 2022 | Cincinnati, Ohio | Fifth Third Arena

Official Basketball Box Score - Final
UIC at Cincinnati
12/04/22 Fifth Third Arena, Cincinnati
2022-23 Women's BasketballGame Time: 3:00 PM
Game Duration: 2:00

Officials:

UIC - 66

Record: 8-1

NO.	Name	Min	FG M-A	3P M-A	FT M-A	Rebounds OR DR TOT	Fouls PF FD	TP	AS	TO	ST	Blocks BS BA	+/-
34	Josie Flier	F 24:54	4-8	2-3	1-2	3 4 7	4 1 1	11	1	2	1	3 1	-5
0	Keona Schenck	G 25:38	0-1	0-1	2-2	0 0 0	0 2 2	2	0	0	0	0 0	10
1	Kristian Young	G 35:05	3-7	1-2	2-4	1 1 2	0 4 9	7	2	0	0	0 0	4
3	Sara Zabrecky	G 28:27	2-5	1-4	2-2	0 1 1	0 3 7	1	1	1	0	0 0	-1
4	Jaida McCloud	G 28:33	6-11	1-2	0-0	1 5 6	4 1 13	1	2	1	0	1 6	
5	Ky Dempsey-Toney	25:20	7-11	0-0	3-4	1 4 5	1 3 17	1	3	1	3	3 0	8
12	Tiana Jackson	14:22	0-1	0-0	1-2	0 0 0	0 1 1	1	1	2	0	0 0	-2
15	Lindsey Rogers	01:13	0-1	0-0	0-0	0 0 0	0 0 0	0	0	0	0	0 0	-3
25	Danyel Middleton	16:28	2-4	0-0	2-2	0 2 2	3 1 6	0	0	0	1	0 1	13
Team						4 3 7				0	2		
Totals			24-49	5-12	13-18	10 20 30	12 16 66	12	14	4	6	3 8	

Technical Fouls: NONE

Shooting By Period	
1 st FG%	5-12 41.7%
3PT%	0-4 0.0%
FT%	5-8 62.5%
2 nd FG%	3-12 25.0%
3PT%	2-4 50.0%
FT%	0-0 0%
3 rd FG%	8-12 66.7%
3PT%	1-1 100.0%
FT%	1-2 50%
4 th FG%	8-13 61.5%
3PT%	2-3 66.7%
FT%	7-8 87.5%
GM FG%	24-49 49.0%
3PT%	5-12 41.7%
FT%	13-18 72.2%

Dead Ball Rebounds: 4, 0

GAME
10

CINCINNATI 35, XAVIER 48

Dec. 9, 2022 | Cincinnati, Ohio | Cintas Center

Official Basketball Box Score - Final
Cincinnati at Xavier
12/09/22 Cintas Center, Cincinnati
2022-23 Women's BasketballGame Time: 7:00 PM
Game Duration: 1:57
Attendance: 3,162

Officials: Joseph Vasziy, Fatou Cissoko-Stephens, Bruce Morris

Cincinnati - 35

Record: 5-5

NO.	Name		Min	FG M-A	3P M-A	FT M-A	Rebounds OR DR TOT	Fouls PF FD	TP	AS	TO	ST	Blocks BS BA	+/-
42	Clarissa Craig	C	16:35	0-3	0-0	0-0	4 2 6	2 1 0	0	0	0	0	1 1	-10
3	Jada Scott	G	21:38	1-6	0-0	2-2	2 6 8	2 1 4	0	1	0	0	2 1	-5
4	Braylyn Milton	G	23:22	0-1	0-0	0-2	0 2 2	1 1 0	2	0	1	0	0 0	-6
20	Jillian Hayes	G	33:41	5-15	0-0	8-10	4 7 11	4 8 18	0	7	5	3 3	-12	
23	Mya Jackson	G	33:49	0-13	0-4	0-0	2 2 4	0 3 0	3	2	2	0	0 0	-5
10	Jadyn Scott		22:49	1-4	0-0	3-4	0 4 4	3 3 5	2	2	2	0	1 0	-7
11	Taziah Jenks		14:02	1-4	1-2	0-2	0 3 3	0 1 3	0	2	0	0	0 0	-4
22	Malea Williams		13:09	2-3	0-0	0-0	0 3 3	1 0 4	0	1	1	0	0 0	-3
1	Caityln Wilson		11:20	0-5	0-4	0-0	0 0 0	3 0 0	0	0	1	0	0 0	-7
33	Sofia Gritzali		01:25	0-0	0-0	0-0	0 1 1	0 0 0	0	0	1	0	0 0	-3
34	A'riel Jackson		05:42	0-1	0-0	1-2	0 0 0	2 1 1	1	0	1	0	0 0	-4
0	Dais'Ja Trotter		02:28	0-1	0-1	0-0	0 0 0	1 0 0	0	0	1	0	0 0	-2
Team							0 1 1		0	0				
Totals				10-56	1-11	14-22	12 31 43	19 19 35	7	18	13	6	6	-13

Technical Fouls: NONE

Shooting By Period	
1 st FG%	3-17 17.6%
3PT%	0-3 0.0%
FT%	4-4 100%
2 nd FG%	3-14 21.4%
3PT%	0-2 0.0%
FT%	1-2 50%
3 rd FG%	0-9 0.0%
3PT%	0-1 0.0%
FT%	5-8 62.5%
4 th FG%	4-16 25.0%
3PT%	1-5 20.0%
FT%	4-8 50%
GM FG%	10-56 17.9%
3PT%	1-11 9.1%
FT%	14-22 63.6%

Dead Ball Rebounds: 5, 0

Cincinnati - 58

Record: 5-4

NO.	Name		Min	FG M-A	3P M-A	FT M-A	Rebounds OR DR TOT	Fouls PF FD	TP	AS	TO	ST	Blocks BS BA	+/-
11	Taziah Jenks	F	17:18	0-3	0-0	0-2	3 1 4	1 1 0	2	2	0	0	1	-5
42	Clarissa Craig	C	24:13	5-9	0-1	1-1	3 7 10	2 3 11	0	3	0	2	0	-2
4	Braylyn Milton	G	32:56	2-5	1-3	2-2	0 0 0	1 2 7	0	1	1	0	0	10
20	Jillian Hayes	G	31:15	9-16	0-0	2-3	2 4 6	5 2 20	5	2	1	0	2	-6
23	Mya Jackson	G	35:34	4-9	1-2	2-2	1 0 1	2 1 11	4	2	2	0	2	0
1	Caityln Wilson	20:37	1-5	1-4	0-0	1 1 2	1 1 3	1	0	0	0	1	-13	
22	Malea Williams	15:29	1-6	0-4	2-4	5 0 5	2 2 4	0	0	1	0	1	0	-11
34	A'riel Jackson	08:42	1-5	0-1	0-0	0 0 0	0 0 2	0	1	0	0	0	0	-9
3	Jada Scott	04:30	0-0	0-0	0-0	0 1 1	1 0 0	0	0	1	0	0	0	-2
0	Dais'Ja Trotter	03:39	0-1	0-0	0-0	0 1 1	0 0 0	0	0	0	0	0	0	5
10	Jadyn Scott	05:47	0-1	0-0	0-0	0 0 0	1 0 0	0	0	0	0	0	0	3
Team							3 1 4				0	1		
Totals				23-60	3-15	9-14	18 16 34	17 12 58	12	14	4	3	6	-8

Technical Fouls: Bench 1st 10:00

Shooting By Period	
1 st FG%	4-17 23.5%
3PT%	0-3 0.0%
FT%	0-2 0%
2 nd FG%	8-14 57.1%
3PT%	2-4 50.0%
FT%	4-6 66.7%
3 rd FG%	5-11 45.5%
3PT%	0-3 0.0%
FT%	4-5 80%
4 th FG%	6-18 33.3%
3PT%	1-5 20.0%
FT%	1-1 100%
GM FG%	23-60 38.3%
3PT%	3-15 20.0%
FT%	9-14 64.3%

Dead Ball Rebounds: 4, 0

Xavier - 48

Record: 7-3

NO.	Name	Min	FG M-A	3P M-A	FT M-A	Rebounds OR DR TOT	Fouls PF FD	TP	AS	TO	ST	Blocks BS BA	+/-
4	Nila Blackford	F 21:18	2-4	0-0	0-2	0 5 5	0 4 4	4	0	3	2	3 0	8
0	Shelby Calhoun	G 31:44	3-11	0-0	2-4	3 8 11	3 5 8	6	5	2	0	0 0	10
10	Fernanda Ovalle	G 34:12	4-10	1-2	0-1	1 7 8	2 2 9	2	2	2	1	0 1	13
12	Kaysia Woods	G 25:43	2-9	1-4	0-0	0 0 0	2 0 2	5	0	1	3	0 2	7
15	Mackayla Scarlett	G 33:24	1-11	1-5	0-0	2 5 7	3 0 3	3	3	1	0	0 2	11
30	Courney Prenger	24:22	5-7	0-0	5-6	4 4 8	3 4 15	0	1	1	3	1 3	8
23	Aanaya Harris	19:32	1-4	0-0	1-2	0 3 3	4 3 3	1	3	0	0	0 0	8
20	Kaleigh Addie	09:45	0-0	0-0	1-2	0 0 0	2 1 1	0	4	0	0	0 0	0
Team						2 3 5				0	0		
Totals			18-56	3-11	9-17	12 35 47	19 19 48	12	20	9	6 6	13	
Technical Fouls: NONE													

Technical Fouls: NONE

Shooting By Period	
1 st FG%	6-16 37.5%
3PT%	1-3 33.3%
FT%	0-4 0%
2 nd FG%	4-10 40.0%
3PT%	1-2 50.0%
FT%	4-6 66.7%
3 rd FG%	5-19 26.3%
3PT%	1-4 25.0%
FT%	2-2 100%
4 th FG%	3-11 27.3%
3PT%	0-2 0.0%
FT%	3-5 60%
GM FG%	18-56 32.1%
3PT%	3-11 27.3%
FT%	9-17 52.9%

Dead Ball Rebounds: 3, 2

	UIC	CINCY
Biggest lead	8 (4 th 0:22)	9 (3 rd 8:41)
Best Scoring Run	10 (1 st 0:43)	10 (2 nd 3:46)
Lead Changes	12	
Times Tied	3	
Time with Lead	19:49	18:38

Points from	UIC	CINCY
Turnovers	12	13
Paint	36	30
Second Chance	14	15
Fast Breaks	4	5
Bench	24	9

Period by Period Scoring	1st	2nd	3rd	4th	TOT
UIC	15	8	18	25	66
CINCY	8	22	14	14	58

GAME
11

CINCINNATI 77, OHIO 44

Dec. 16, 2022 | Athens, Ohio | Convocation Center

Official Basketball Box Score - Final
Cincinnati at Ohio
12/16/22 Convocation Center, Athens
2022-23 Women's BasketballGame Time: 7:00 PM
Game Duration: 1:55
Attendance: 350

Officials: Cameron Inouye, Michael McConnell, Angie Enlund

Cincinnati - 77

Record: 6-5

NO.	Name		Min	FG M-A	3P M-A	FT M-A	Rebounds OR DR TOT	Fouls PF FD	TP	AS	TO	ST	Blocks BS BA	+/-	
42	Clarissa Craig	C	16:28	2-3	0-0	3-6	4 1 5	1 4 7	0	2	0	0	0	10	
3	Jada Scott	G	11:42	0-0	0-0	0-0	0 2 2	0 0 0	0	1	0	0	0	10	
4	Braylyn Milton	G	23:00	3-4	2-2	4-5	0 1 1	2 2 12	2	3	0	0	0	19	
20	Jillian Hayes	G	29:55	2-9	0-0	6-10	4 4 8	1 9 10	2	5	3	3	1	18	
23	Mya Jackson	G	23:47	3-6	1-2	0-0	0 0 0	2 2 7	1	5	2	0	0	15	
10	Jadyn Scott		15:08	3-3	0-0	0-0	1 2 3	2 0 6	2	0	1	1	0	18	
11	Taziah Jenks		12:16	2-3	1-2	0-0	1 0 1	2 0 5	5	1	1	0	0	7	
22	Malea Williams		22:33	1-6	1-1	0-0	4 6 10	2 1 3	3	4	4	2	0	1	22
1	Caityln Wilson		18:01	4-6	4-5	0-0	1 1 2	0 0 12	1	1	0	0	1	17	
0	Dais'Ja Trotter		12:17	4-6	3-5	2-2	0 1 1	0 1 13	1	1	0	0	0	19	
33	Sofia Gritzali		07:42	1-1	0-0	0-0	1 0 1	0 0 2	2	0	1	2	0	10	
34	Ariel Jackson		03:49	0-0	0-0	0-2	0 0 0	0 1 0	0	0	1	0	0	-4	
5	Lojain Elifatairy		03:22	0-3	0-3	0-0	0 0 0	1 0 0	0	0	0	0	0	4	
Team							2 8 10			0	0				
Totals				25-50	12-20	15-25	18 26 44	13 20 77	15	24	11	3 3	33		

Technical Fouls: NONE

2022-23 CINCINNATI WOMEN'S BASKETBALL

GAME
13

CINCINNATI 52, NORTHERN KENTUCKY 72

Dec. 21, 2022 | Highland Heights, Kentucky | Truist Arena

Official Basketball Box Score - Final
Cincinnati at Northern Ky.
12/21/22 Truist Arena, Highland Heights
2022-23 Women's BasketballGame Time: 6:00 PM
Game Duration: 1:43
Attendance: 1,385

Officials: Zach Klein, Andrew Bills, Althea Buford

Cincinnati - 52

Record: 7-6

NO. Name		Min	FG M-A	3P M-A	FT M-A	Rebounds OR DR TOT	Fouls PF FD	TP	AS	TO	ST	Blocks BS BA	+/-	
11 Taziah Jenks	F	08:12	0-3	0-1	0-0	2 1 3	1 0	0	1	1	0	0	0	
42 Clarissa Craig	C	26:56	3-4	0-0	2-2	1 4 5	3 1	8	0	0	1	0	-10	
4 Braylyn Milton	G	27:09	1-10	0-4	0-2	0 2 2	3 1	2	1	1	4	0	-17	
20 Jillian Hayes	G	30:05	7-15	0-0	2-3	1 7 8	4 5	16	2	5	0	1	-11	
23 Mya Jackson	G	35:49	6-12	3-5	2-3	0 3 3	2 3	17	0	2	0	0	-17	
22 Malea Williams		23:32	1-8	0-3	0-0	5 2 7	0 1	2	1	2	1	1	-15	
1 Caitlyn Wilson		13:04	0-2	0-2	0-0	0 0 0	1 0	0	0	2	0	0	-7	
34 Ariel Jackson		03:01	0-2	0-0	0-0	1 0 1	2 0	0	0	0	0	0	-6	
10 Jadyen Scott		19:00	2-2	0-0	2-2	2 2 4	0 2	6	1	2	0	0	-2	
33 Sofia Gritzali		10:26	0-1	0-0	1-2	1 1 2	0 1	1	1	1	0	0	1	
0 Dais'Ja Trotter		02:46	0-0	0-0	0-0	0 1 1	0 0	0	1	1	0	0	-2	
Team						3 1 4		0	1					
Totals			20-59	3-15	9-14	16 24 40	16 14	52	8	18	6	2	0	-20

Technical Fouls: NONE

Shooting By Period

1st FG% 3-14 21.4%

3PT% 0-3 0.0%

FT% 0-0 0%

2nd FG% 3-12 25.0%

3PT% 0-2 0.0%

FT% 2-2 100%

3rd FG% 7-18 38.9%

3PT% 1-4 25.0%

FT% 3-4 75%

4th FG% 7-15 46.7%

3PT% 2-6 33.3%

FT% 4-8 50%

GM FG% 20-59 33.9%

3PT% 3-15 20.0%

FT% 9-14 64.3%

Dead Ball Rebounds: 3, 0

Northern Ky. - 72

Record: 7-4

NO.	Name	Min	FG M-A	3P M-A	FT M-A	Rebounds OR DR TOT	Fouls PF FD	TP	AS	TO	ST	Blocks BS BA	+/-	
30	Emmy Souder	F 30:21	6-8	0-0	2-2	5 1 6	0 3	14	1	1	1	0	28	
2	Ivy Turner	G 31:35	4-8	1-2	6-8	4 1 5	1 5	15	5	0	2	0	20	
3	Kallee Davis	G 32:44	6-12	3-5	0-0	0 5 5	4 0	15	5	3	2	0	17	
5	Lindsey Duvall	G 34:40	5-15	1-6	0-0	2 10 12	1 2	11	3	3	4	0	23	
11	Khamari Mitchell-Steen	G 24:09	3-4	0-0	2-3	0 1 1	2 5	8	1	0	0	0	14	
21	Tayah Irvin	08:26	0-2	0-0	0-0	0 2 2	2 0	0	0	1	0	0	6	
14	Kennedy Igo	17:40	3-7	3-5	0-0	0 1 1	0 9	0	1	0	0	1	10	
35	Trinity Thompson	13:08	0-1	0-0	0-2	1 2 3	2 1	0	0	1	2	0	2	
31	Whitney Hay	02:59	0-2	0-1	0-0	0 0 0	1 0	0	0	0	0	0	-8	
1	Allison Basye	01:26	0-0	0-0	0-0	0 0 0	0 0	0	0	0	0	0	-4	
4	Paige Hodgson	01:26	0-1	0-0	0-0	0 1 1	0 0	0	0	0	0	0	-4	
33	Ellie Taylor	01:26	0-0	0-0	0-0	0 0 0	1 0	0	0	0	0	0	-4	
Team						0 1 1		0	1					
Totals			27-60	8-19	10-15	12 25 37	14 16	72	15	11	11	0	2	20

Technical Fouls: NONE

Shooting By Period

1st FG% 6-17 35.3%

3PT% 2-5 40.0%

FT% 4-8 50%

2nd FG% 6-14 42.9%

3PT% 3-5 60.0%

FT% 2-2 100%

3rd FG% 8-14 57.1%

3PT% 2-5 40.0%

FT% 2-3 66.7%

4th FG% 7-15 46.7%

3PT% 1-4 25.0%

FT% 2-2 100%

GM FG% 27-60 45.0%

3PT% 8-19 42.1%

FT% 10-15 66.7%

Dead Ball Rebounds: 2, 0

	CIN	NKU
Biggest lead	0 (1 st 10:00)	29 (4 th 6:02)
Best Scoring Run	7 (4 th 9:43)	12 (1 st 5:55)
Lead Changes	0	
Times Tied	0	
Time with Lead	00:00	39:45

Points from	CIN	NKU
Turnovers	12	28
Paint	26	34
Second Chance	8	10
Fast Breaks	8	11
Bench	9	9

Period by Period Scoring	1st	2nd	3rd	4th	TOT
CIN	6	8	18	20	52
NKU	18	17	20	17	72

GAME
14

CINCINNATI 49, WICHITA STATE 61

Dec. 30, 2022 | Wichita, Kansas | Charles Koch Arena

Official Basketball Box Score - Final
Cincinnati at Wichita St.
12/30/22 Charles Koch Arena, Wichita, Kan.
2022-23 Women's BasketballGame Time: 6:00 PM
Game Duration: 1:52
Attendance: 1,430

Officials: Ed Sidiasky, Angelica Suffren, Krystle Apellari

Cincinnati - 49

Record: 7-7 (0-1)

NO. Name	Min	FG		3P	FT	Rebounds		Fouls		TP	AS	TO	ST	Blocks		+/-
		M-A	M-A	M-A	OR	DR	TOT	PF	FD					BS	BA	
42 Clarissa Craig	C 11:49	0-1	0-0	0-0	0	2	2	1	0	0	0	0	0	0	0	-9
4 Braylyn Milton	G 30:26	1-9	1-4	1-2	1	2	3	2	2	4	5	3	1	1	0	-13
20 Jillian Hayes	G 30:19	1-8	0-2	3-3	1	6	7	4	3	5	1	2	1	2	1	-9
23 Mya Jackson	G 37:01	3-10	2-5	0-0	3	4	7	1	0	8	3	3	0	0	0	-13
34 Ariel Jackson	G 17:02	0-2	0-0	0-0	2	4	6	3	3	0	0	2	2	1	1	-8
10 Jadyen Scott	15:03	4-7	0-0	2-2	2	1	3	5	1	10	0	0	1	1	0	-7
22 Malea Williams	26:00	5-9	1-2	0-0	0	4	4	0	0	11	2	2	0	7	0	4
1 Caitlyn Wilson	15:10	3-9	2-7	0-0	0	1	1	1	0	8	1	1	1	0	0	1
3 Jada Scott	05:14	0-1	0-0	0-0	0	1	1	0	1	0	0	0	0	1	0	-3
11 Taziah Jenks	09:38	1-2	1-1	0-0	0	0	0	0	0	3	1	1	1	1	1	-3
0 Dais'Ja Trotter	02:18	0-1	0-1	0-0	0	0	0	2	0	0	0	0	0	0	0	0
Team					0	0	0			0	1					
Totals		18-59	7-22	6-7	11	23	34	19	10	49	13	15	7	14	3	-12

Technical Fouls: NONE

Shooting By Period

1st FG% 6-16 37.5%

3PT% 2-5 40.0%

FT% 1-2 50%

2nd FG% 3-15 20.0%

3PT% 1-6 16.7%

FT% 0-0 0%

3rd FG% 4-15 26.7%

3PT% 2-6 33.3%

FT% 0-0 0%

4th FG% 5-13 38.5%

3PT% 2-5 40.0%

FT% 5-5 100%

GM FG% 18-59 30.5%

3PT% 7-22 31.8%

FT% 6-7 85.7%

Dead Ball Rebounds: 2, 2

Wichita St. - 61

Record: 11-3 (1-0)

NO.	Name	Min	FG M-A	3P M-A	FT M-A	Rebounds OR DR TOT	Fouls PF FD	TP	AS	TO	ST	Blocks BS BA	+/-		
24	Trajata Colbert	F 33:55	9-16	0-0	6-9	4 4 8	3 7	24	1	1	2	1	3	19	
35	Jane Asinde	F 31:39	2-7	0-0	4-6	6 9 15	2 6	8	2	5	4	0	2	6	
1	DJ McCarthy	G 30:50	6-13	0-0	3-5	1 1 2	1 3	15	5	4	4	0	3	17	
10	Curlessia Dean	G 18:14	0-7	0-1	0-0	1 1 2	0 0	0	1	1	0	2	3	5	
20	Shamayah Duncan	G 32:54	2-7	2-3	2-2	0 2 2	2 1	8	2	1	1	0	2	10	
3	Ornelia Niankan	19:32	0-0	0-0	1-2	0 4 4	0 1	1	1	0	0	0	0	1	
4	Nhug Bosch Duran	11:56	0-1	0-0	0-0	1 1 2	2 0	0	0	3	0	0	0	-6	
45	Jeniah Thompson	18:22	1-3	0-0	0-0	1 2 3	0 0	2	1	0	0	0	0	8	
23	Daniela Abies	02:38	1-1	0-0	1-2	0 2 2	0 1	3	0	0	0	0	0	0	
Team						0 0 0		0	1						
Totals				21-55	2-4	17-26	14 26 40	10 19	61	13	16	11	3	14	12
Technical Fouls: NONE															

Technical Fouls: NONE

Shooting By Period

1st FG% 7-14 50.0%

3PT% 1-2 50.0%

FT% 0-0 0%

2nd FG% 4-13 30.8%

3PT% 0-0 0%

FT% 3-6 50%

3rd FG% 4-19 21.1%

3PT% 0-1 0%

FT% 3-7 42.9%

4th FG% 6-9 66.7%

3PT% 1-1 100%

FT% 11-13 84.6%

GM FG% 21-55 38.2%

3PT% 2-4 50%

FT% 17-26 65.4%

Dead Ball Rebounds: 4, 1

GAME
15

CINCINNATI 73, TEMPLE 77

Jan. 7, 2023 | Cincinnati, Ohio | Fifth Third Arena

Official Basketball Box Score - Final
Temple at Cincinnati
01/07/23 Fifth Third Arena, Cincinnati
2022-23 Women's BasketballGame Time: 2:00 PM
Game Duration: 2:01
Attendance: 784

Officials: Bryan Brunette, John Capolino, Alexis Perez

Temple - 77

Record: 7-8 (2-1)

NO. Name	Min	FG		3P		FT		Rebounds			Fouls		TP	AS	TO	ST	Blocks	BS	+/-
		M-A	M-A	M-A	M-A	OR	DR	TOT	PF	FD									
11 Caranda Perea	F 11:16	0-1	0-0	0-0	0	3	3	2	1	0	0	1	0	1	0	1	0	8	
1 Jasha Clinton	G 32:57	11-21	1-2	5-7	0	2	2	3	5	28	6	4	1	1	5	11	1	5	
2 Aleah Nelson	G 37:23	8-11	4-6	0-0	0	3	3	0	3	20	3	0	0	1	0	0	0	2	
13 Kourtney Wilson	G 01:25	0-1	0-1	0-0	0	0	0	0	0	0	0	0	0	0	0	0	0	-4	
22 Tarrionna Gary	G 15:06	2-6	1-3	0-0	1	2	3	4	0	5	2	1	0	0	0	0	0	-1	
25 Denise Solis	14:52	3-5	0-0	0-0	1	2	3	3	0	6	1	1	1	1	1	0	0	-1	
14 Ines Piper	24:29	2-3	0-0	0-0	5	0	5	4	0	4	3	1	1	3	0	5	0	5	
5 Tiarra East	27:54	3-10	1-1	3-3	4	6	10	2	5	10	4	2	0	0	0	1	-1		
10 Anyia Gouridine	11:34	0-4	0-0	0-0	0	2	2	1	0	0	1	3	0	0	0	1	-3		
42 Brittany Garner	23:04	2-6	0-0	0-0	2	3	5	3	2	4	0	2	0	4	2	3			
Team					3	1	4			0	0								
Totals		31-68	7-13	8-10	16	24	40	22	16	77	20	15	4	10	9	4			
Technical Fouls: Clinch 4 th 0:21																			

Technical Fouls: Clinton 4th 0:21

Shooting By Period

1st FG% 5-13 38.5%

3PT% 2-4 50.0%

FT% 1-2 50%

2nd FG% 8-19 42.1%

CINCINNATI RANKING SUMMARIES - AS OF JAN. 11

Statistic	National Rank	Conference Rank	Value	National Leader	Value	Conference Leader	Value
Assist/Turnover Ratio (350 ranked)	257	9	0.68	Colorado St.	1.79	Tulsa	1.21
Assists Per Game (350 ranked)	238	8	11.9	UConn	21.1	Tulsa	17.2
Blocks Per Game (350 ranked)	11	1	5.5	South Carolina	9.6	Cincinnati	5.5
Field Goal Percentage (350 ranked)	233	8	39.1	UConn	52.3	South Fla.	44.3
Field Goal Percentage Defense (350 ranked)	168	8	39.7	South Carolina	27.5	Tulsa	34.1
Fouls Per Game (350 ranked)	270	8	18.5	Delaware St.	11.7	Tulane	14.2
Free Throw Attempts Per Game (350 ranked)	55	4	20.12	LSU	26.44	Memphis	22.88
Free Throw Percentage (350 ranked)	200	6	69.3	Gonzaga	80.8	South Fla.	73.9
Free Throws Made Per Game (350 ranked)	63	3	13.94	Middle Tenn.	18.60	Memphis	14.53
Rebound Margin (350 ranked)	122	7	2.8	LSU	24.2	South Fla.	9.6
Rebounds (Defensive) Per Game (350 ranked)	244	9	24.1	Drake	34.5	Tulsa	30.6
Rebounds (Offensive) Per Game (350 ranked)	35	5	14.5	Troy	22.7	UCF	17.5
Rebounds Per Game (349 ranked)	118	8	38.56	LSU	52.12	UCF	45.20
Scoring Defense (350 ranked)	140	7	62.6	South Carolina	44.0	East Carolina	52.4
Scoring Margin (349 ranked)	172	10	2.1	LSU	39.8	Tulane	14.9
Scoring Offense (350 ranked)	194	9	64.7	LSU	89.7	Tulsa	75.4
Steals Per Game (350 ranked)	123	5	8.8	Niagara	15.3	Houston	14.4
Three Point Attempts Per Game (350 ranked)	314	9	14.6	Tulsa	31.3	Tulsa	31.3
Three Point Percentage (350 ranked)	100	4	33.3	Boston U.	42.0	South Fla.	35.4
Three Point Percentage Defense (350 ranked)	174	10	30.7	South Carolina	21.3	Tulsa	24.9
Three Pointers Per Game (350 ranked)	262	7	4.9	FGCU	10.8	Tulsa	10.6
Turnover Margin (350 ranked)	202	7	-0.12	Ohio St.	10.35	East Carolina	8.35
Turnovers Forced Per Game (350 ranked)	135	3	17.44	Niagara	29.50	East Carolina	26.18
Turnovers Per Game (350 ranked)	254	9	17.6	Colorado St.	8.8	Tulsa	14.2
Winning Percentage (347 ranked)	216	9	43.8	Ohio St.	100.0	Tulsa	81.2
				LSU	100.0		
				South Carolina	100.0		

Statistic	Player	National Rank	Conference Rank	Value	National Leader	Value	Conference Leader	Value
Assist/Turnover Ratio (249 ranked)					McKenna Hofschild, Colorado St.	4.54	Aerial Wilson, South Fla.	2.40
Assists (149 ranked)					Nika Muhl, UConn	135	Rachel Hakes, Tulane	90
Assists Per Game (249 ranked)					Nika Muhl, UConn	9.0	Rachel Hakes, Tulane	5.3
Blocks (124 ranked)	Jillian Hayes	33	2	28	Brooke Flowers, Saint Louis	70	Temira Poindexter, Tulsa	29
	Malea Williams	41	3	27				
Blocks Per Game (249 ranked)	Jillian Hayes	47	2	1.75	Brooke Flowers, Saint Louis	3.89	Temira Poindexter, Tulsa	1.81
	Malea Williams	54	3	1.69				
Double Doubles (35 ranked)					Angel Reese, LSU	16	Dulcy Fankam Mendjiadeu, South Fla.	13
Field Goal Attempts (147 ranked)	Jillian Hayes	125	8	200	Aneesah Morrow, DePaul	426	Elena Tsineke, South Fla.	254
Field Goal Percentage (250 ranked)	Jillian Hayes	214	5	41.0	Mya Berkman, Liberty	70.5	Dulcy Fankam Mendjiadeu, South Fla.	58.5
Field Goals (146 ranked)					Maddy Siegrist, Villanova	191	Dulcy Fankam Mendjiadeu, South Fla.	121
Free Throw Attempts (150 ranked)	Jillian Hayes	47	2	88	Angel Reese, LSU	147	Dulcy Fankam Mendjiadeu, South Fla.	92
Free Throw Percentage (250 ranked)					Brynna Maxwell, Gonzaga	98.1	Rachel Hakes, Tulane	88.7
Free Throws (150 ranked)	Jillian Hayes	75	2	59	Ta'Niya Latson, Florida St.	124	Dulcy Fankam Mendjiadeu, South Fla.	67
Minutes Per Game (150 ranked)	Mya Jackson	102	4	34.09	Gabi Vidmar, Cal St. Fullerton	38.88	Aleah Nelson, Temple	36.48
Points (198 ranked)	Jillian Hayes	179	10	223	Maddy Siegrist, Villanova	517	Elena Tsineke, South Fla.	313
Points Per Game (250 ranked)	Jillian Hayes	229	9	13.9	Maddy Siegrist, Villanova	28.7	Elena Tsineke, South Fla.	17.4
Rebounds (143 ranked)	Jillian Hayes	59	4	136	Angel Reese, LSU	250	Dulcy Fankam Mendjiadeu, South Fla.	227
Rebounds (Defensive) Per Game (29 ranked)					Lauren Gustin, BYU	11.2	Dulcy Fankam Mendjiadeu, South Fla.	7.9
Rebounds (Offensive) Per Game (30 ranked)					Angel Reese, LSU	6.2	Destiny Thomas, UCF	5.3
Rebounds Per Game (250 ranked)	Jillian Hayes	72	4	8.5	Angel Reese, LSU	15.6	Dulcy Fankam Mendjiadeu, South Fla.	11.9
Steals (127 ranked)					Alasia Smith, Gardner-Webb	67	Danae McNeal, East Carolina	46
Steals Per Game (250 ranked)					Ny'Ceara Pryor, Sacred Heart	4.21	Danae McNeal, East Carolina	2.71
Three Point Attempts (150 ranked)					Sammie Puiasis, South Fla.	155	Sammie Puiasis, South Fla.	155
Three Point Percentage (178 ranked)					Brynna Maxwell, Gonzaga	52.1	Marta Galic, Tulane	41.9
Three Pointers (134 ranked)					Hannah Jump, Stanford	57	Sammie Puiasis, South Fla.	57
					Sammie Puiasis, South Fla.	57		
Three Pointers Per Game (246 ranked)					Sydney Harris, Central Mich.	3.43	Marta Galic, Tulane	3.06
Triple Doubles (2 ranked)					Megan McConnell, Duquesne	2		

O | DAIS'JA TROTTER

Jr. | G | 5-9 | Louisville, Ky. | Seneca High School | Rend Lake College | Days - JUH (Rhymes with Asia) | Twitter: daisjalachelle | IG: daisjatrotter

SEASON STATISTICS

MIN	PPG	RPG	FG%	3FG%
7.4	2.8	1.4	42.3	45.0



2022-23: Scored eight points on 2-2 from the field, 1-1 from three and 3-3 from the line in 7 minutes vs. Temple (1/7) ... Recorded a career-high 13 points on 4-6 from the field, 3-5 from three, at Ohio (12/13) ... Connecting on 8-18 for 44.4 percent from three ... Provided a spark off the bench with a steal at Xavier (12/9) ... Recorded six points on 2-3 from behind the arc and six rebounds vs. Tennessee Tech (11/10) ... One of two transfers (Mya Jackson) and one of six players from within a 100-mile radius (Louisville, Ky.) on the roster.

2021-22 AT REND LAKE COLLEGE: Named the Great Rivers Athletic Conference and NJCAA Region XXIV Player of the Year ... Led the NJCAA in points per game, total points and field goals made, averaging 24.4 points per game ... Finished as the program's all-time leading scorer with 1,474 points, breaking a nearly four-decade record established in 1983 ... Named a Second-Team NJCAA All-American, in addition to earning All-Region and All-Conference honors ... Started 29 of 30 games, averaging 24.4 points, 10.3 rebounds, and 2.3 assists per game ... Helped lead the Warriors to a 23-7 record, 11-2 in the GRAC conference ... Tied her career-high 44 points twice, at Shawnee Community College and Olney Central College ... Her #10 Rend Lake jersey is on display at the Women's Basketball Hall of Fame Ring of Honor in Knoxville, Tenn.

2020-21 AT REND LAKE COLLEGE: Named a honorable mention NJCAA All-American ... Started all 18 games, recording 19.6 points, 9.7 rebounds and 1.4 assists per game ... Her team-high 19.6 points per game ranked 11th in the NJCAA.

2019-20 AT REND LAKE COLLEGE: Appeared in 26 games with 18 starts ... Averaged 15 points, 10.2 rebounds and 1.6 assists per game ... Minutes increased from 25.9 to 29.1 in conference games ... Recorded a collegiate career-high 44 points on 17-25 from the field at Kaskaskia College.

HIGH SCHOOL/PREP: 1,000-point scorer at Seneca High School, where she was coached by her mother Latasha Peterson ... Totaled 60 points on 25-33 from the field and 21 rebounds in win over Portland Christian ... Named All-Conference and All-Region in her junior season.

PERSONAL: Mother, Latasha, played for Kentucky ... Her brothers, Brandon played four seasons for William Penn College before signing in Australia and Barrye competed in track and field for two seasons at Campbellsville University ... Majoring in criminal justice.

Opponent	Date	GS	MIN	Total		3-Pointers		Free throws		Rebounds				PF	A	TO	BLK	STL	PTS	AVG
				FG-FGA	PCT	3FG-3FGA	PCT	FT-FTA	PCT	OFF	DEF	TOT	AVG							
at Louisville	11/07/2022	12:22	1-4	.250	1-3	.333	0-0	.000	0	2	2	2.0	2	0	1	0	0	0	3	3.0
Tennessee Tech	11/10/2022	17:09	2-4	.500	2-3	.667	0-0	.000	3	3	6	4.0	1	2	1	0	1	6	4.5	
Radford	11/13/2022	12:34	0-2	.000	0-2	.000	1-2	.500	1	0	1	3.0	0	0	0	0	0	1	3.3	
Toledo	11/16/2022	04:33	0-0	.000	0-0	.000	0-0	.000	1	0	1	2.5	0	0	0	0	0	0	2.5	
at Lindenwood	11/21/2022	09:44	1-3	.333	1-2	.500	0-0	.000	0	1	1	2.2	1	0	0	0	0	3	2.6	
UIC	12/04/2022	03:39	0-1	.000	0-0	.000	0-0	.000	0	1	1	2.0	0	0	0	0	0	0	2.2	
at Xavier	12/09/2022	02:28	0-1	.000	0-1	.000	0-0	.000	0	0	0	1.7	1	0	1	0	1	0	1.9	
at Ohio	12/13/2022	12:17	4-6	.667	3-5	.600	2-2	1.000	0	1	1	1.6	0	1	1	0	0	13	3.3	
Southern Ind.	12/18/2022	03:49	1-2	.500	1-2	.500	0-0	.000	0	0	0	1.4	3	0	1	0	0	3	3.2	
at Northern Ky.	12/21/2022	02:46	0-0	.000	0-0	.000	0-0	.000	0	1	1	1.4	0	1	1	0	0	0	2.9	
at Wichita St.	12/30/2022	02:18	0-1	.000	0-1	.000	0-0	.000	0	0	0	1.3	2	0	0	0	0	0	2.6	
Temple	01/07/2023	06:32	2-2	1.000	1-1	1.000	3-3	1.000	0	2	2	1.3	1	0	2	0	0	8	3.1	
at SMU	01/10/2023	05:45	0-0	.000	0-0	.000	0-0	.000	0	2	2	1.4	1	0	3	0	0	0	2.8	
Totals			0 95:56	11-26	.423	9-20	.450	6-7	.857	5	13	18	1.4	12	4	11	0	2	37	2.8

SEASON TEAM	GP-GS	MIN/AVG	Field Goals		3-Point		F-Throws		Rebounds				Scoring			
			FG-FGA	FG%	3FG-3FGA	3FG%	FT-FTA	FT%	OFF	DEF	TOT	AVG	PF-FO	A	TO	BLK
2022-23 UC	13-0	96/7.4	11-26	.423	9-20	.450	6-7	.857	5	13	18	1.4	12-0	4	11	0
TOTAL	13-0	96/7.4	11-26	.423	9-20	.450	6-7	.857	5	13	18	1.4	12-0	4	11	0

MISCELLANEOUS STATISTICS

	SEASON	CAREER
Double-Double.....		
10+ Plus Points.....	1	1
20+ Plus Points.....		
5+ Rebounds.....	1	1
5+ Assists.....		
10+ Rebounds.....		
10+ Assists.....		
2+ Blocks.....		
2+ Steals.....		
Led Team in Points.....	1	1
Led Team in Rebounds.....		
Led Team in Assists.....		
Led Team in Blocks.....		
Led Team in Steals.....		

TROTTER'S HIGHS

POINTS

Season.....	13 at Ohio, 12/13/22
Conference.....	8 vs. Temple, 1/7/23
Career.....	13 at Ohio, 12/13/22

REBOUNDS

Season.....	6 vs. Tennessee Tech, 11/10/22
Conference.....	2 at SMU, 1/10/23; vs. Temple, 1/7/23
Career.....	6 vs. Tennessee Tech, 11/10/22

FG MADE

Season.....	4 at Ohio, 12/13/22
Conference.....	2 vs. Temple, 1/7/23
Career.....	4 at Ohio, 12/13/22

FG ATTEMPTED

Season.....	6 at Ohio, 12/13/22
Conference.....	2 vs. Temple, 1/7/23
Career.....	6 at Ohio, 12/13/22

THREE POINT FG MADE

Season.....	3 at Ohio, 12/13/22
Conference.....	1 vs. Temple, 1/7/23
Career.....	3 at Ohio, 12/13/22

THREE POINT FG ATTEMPTED

Season.....	5 at Ohio, 12/13/22
Conference.....	1 vs. Temple, 1/7/23; at Wichita State, 12/30/22
Career.....	5 at Ohio, 12/13/22

FT MADE

Season.....	3 vs. Temple, 1/7/23
Conference.....	3 vs. Temple, 1/7/23
Career.....	3 vs. Temple, 1/7/23

FT ATTEMPTED

Season.....	3 vs. Temple, 1/7/23
Conference.....	3 vs. Temple, 1/7/23
Career.....	3 vs. Temple, 1/7/23

ASSISTS

Season.....	2 vs. Tennessee Tech, 11/10/22
Conference.....	
Career.....	2 vs. Tennessee Tech, 11/10/22

BLOCKS

Season.....	
Conference.....	
Career.....	

STEALS

Season.....	1 at Xavier, 12/9/22; vs. Tennessee Tech, 11/10/22
Conference.....	
Career.....	1 at Xavier, 12/9/22; vs. Tennessee Tech, 11/10/22

MINUTES

Season.....	17 vs. Tennessee Tech, 11/10/22
Conference.....	7 vs. Temple, 1/7/23
Career.....	17 vs. Tennessee Tech, 11/10/22

1 | CAITLYN WILSON

Sr. | G | 5-10 | Cordova, Tenn. | Arlington High School | Chipola Junior College | Twitter: c_will1 | IG: caitlyn.alyce

SEASON STATISTICS

MIN	PPG	RPG	FG%	3FG%
17.4	5.9	1.3	37.5	40.0



2022-23: Ranks ninth in program history with 137 career three-pointers made ... Connecting on 28-70 from three for 40.0 percent ... Turned in her third double-digit scoring game of the season with 10 points on 3-5 from behind the arc vs. Southern Indiana (12/18) ... Added 12 points on 4-5 from three at Ohio (12/13) ... Scored nine points on 3-6 from three at North Carolina A&T (12/1) ... Scored eight points and added three rebounds at Lindenwood (11/21) ... Totaled nine points and five rebounds vs. Toledo (11/16) ... Recorded a game-high 15 points on 5-7 from behind the arc in 26 minutes vs. Radford (11/13) ... Scored six points on 2-3 from behind the arc vs. Tennessee Tech (11/10) ... Added five points and an assist at Louisville (11/7).

2021-22: Played in 28 games with 21 starts, averaging 7.9 points, 2.3 rebounds and 1.0 assists in 23.3 minutes ... Ranked second in the AAC with 2.1 three-point field goals per game and third in total three-point field goals made at 58 ... Posted a season-high 17 points against UCF (1/22) on 5-11 from behind the arc ... Recorded a career-high six rebounds with six points at Tulane (2/13) ... Led the team in points in six games, including four of the first six conference contests.

2020-21: Played in 20 games with 11 starts, averaging 9.6 points, 1.3 rebounds and 0.8 assists in 23.3 minutes ... Scored in double figures 10 times with four 20-plus point contests ... Increased her averages to 14.9 points, 1.6 steals and 3.9 three-point field goals made per game after moving into the starting lineup over the final 11 games of the season ... Ranked first in the AAC with 2.55 three-point field goals per game, first with 51 three-point field goals made, second with a 32.3 three-point field goal percentage, second with 158 three-point field goals attempted, and 26th with 9.6 points per game ... Tallied a career-high 23 points on 8-of-13 shooting from the field and 5-of-10 behind the arc against Temple (2/3).

2019-20 AT CHIPOLA JUNIOR COLLEGE: Ranked as the No. 5 JUCO player in the Class of 2021 according to All-Star Girls Report ... Started 18 of 27 games played, averaging 13.6 points, 3.2 rebounds, 2.0 steals and 0.9 assists while also averaging 3.4 three-point field goals made per game ... Converted on 37.5 percent from the floor, including 35.0 percent from behind the arc ... Earned All-Panhandle Conference First Team honors ... Scored in double-digits in 17 games, reaching 20 or more points in four times.

Opponent	Date	GS	MIN	Total		3-Pointers		Free throws		Rebounds				PF	A	TO	BLK	STL	PTS	AVG
				FG-FGA	PCT	3FG-3FGA	PCT	FT-FTA	PCT	OFF	DEF	TOT	AVG							
at Louisville	11/07/2022		11:56	1-3	.333	1-3	.333	2-3	.667	0	0	0	0.0	2	1	1	0	0	5	5.0
Tennessee Tech	11/10/2022		16:37	2-3	.667	2-3	.667	0-0	.000	0	0	0	0.0	0	0	0	0	1	6	5.5
Radford	11/13/2022	*	26:28	5-7	.714	5-7	.714	0-0	.000	0	3	3	1.0	0	0	2	1	1	15	8.7
Toledo	11/16/2022	*	35:38	3-10	.300	2-8	.250	1-2	.500	1	4	5	2.0	1	1	1	0	1	9	8.8
at Lindenwood	11/21/2022	*	29:01	2-9	.222	2-8	.250	2-2	1.000	1	2	3	2.2	3	0	3	0	2	8	8.6
vs UT Arlington	11/25/2022		13:23	1-2	.500	1-2	.500	0-0	.000	0	1	1	2.0	0	1	2	0	0	3	7.7
vs Charlotte	11/26/2022		19:38	2-5	.400	2-5	.400	0-0	.000	1	2	3	2.1	0	1	0	0	0	6	7.4
at N.C. A&T	12/01/2022		23:54	3-7	.429	3-6	.500	0-0	.000	0	0	0	1.9	3	2	2	0	1	9	7.6
UIC	12/04/2022		20:37	1-5	.200	1-4	.250	0-0	.000	1	1	2	1.9	1	1	0	0	0	3	7.1
at Xavier	12/09/2022		11:20	0-5	.000	0-4	.000	0-0	.000	0	0	0	1.7	3	0	0	0	1	0	6.4
at Ohio	12/13/2022		18:01	4-6	.667	4-5	.800	0-0	.000	1	1	2	1.7	0	1	1	0	0	12	6.9
Southern Ind.	12/18/2022		15:15	3-5	.600	3-5	.600	1-2	.500	0	0	0	1.6	2	0	0	1	2	10	7.2
at Northern Ky.	12/21/2022		13:04	0-2	.000	0-2	.000	0-0	.000	0	0	0	1.5	1	0	2	0	0	0	6.6
at Wichita St.	12/30/2022		15:10	3-9	.333	2-7	.286	0-0	.000	0	1	1	1.4	1	1	1	0	1	8	6.7
Temple	01/07/2023		02:22	0-0	.000	0-0	.000	0-0	.000	0	0	0	1.3	1	0	0	0	0	0	6.3
at SMU	01/10/2023		06:26	0-2	.000	0-1	.000	0-0	.000	1	0	1	1.3	0	1	0	0	0	0	5.9
Totals		3	278:50	30-80	.375	28-70	.400	6-9	.667	6	15	21	1.3	18	10	15	2	10	94	5.9

SEASON TEAM	GP-GS	MIN/AVG	Field Goals		3-Point		F-Throws		Rebounds				Scoring						
			FG-FGA	FG%	3FG-3FGA	3FG%	FT-FTA	FT%	OFF	DEF	TOT	AVG	PF-FO	A	TO	BLK	STL	PTS	AVG
2020-21 UC	20-11	466/23.3	60-177	.339	51-158	.323	21-28	.750	3	23	26	1.3	40-0	16	35	3	20	192	9.6
2021-22 UC	28-21	677/24.2	72-238	.303	58-188	.309	18-21	.857	15	48	63	2.3	46-1	27	24	6	18	220	7.9
2022-23 UC	16-3	279/17.4	30-80	.375	28-70	.400	6-9	.667	6	15	21	1.3	18-0	10	15	2	10	94	5.9
TOTAL	64-35	1422/22.2	162-495	.327	137-416	.329	45-58	.776	24	86	110	1.7	104-1	53	74	11	48	506	7.9

MISCELLANEOUS STATISTICS

	SEASON	CAREER
Double-Double.....		
10+ Plus Points.....	3	21
20+ Plus Points.....		4
5+ Rebounds.....	1	4
5+ Assists.....		
2+ Blocks.....		2
2+ Steals.....	2	10
10+ Rebounds.....		
10+ Assists.....		
Led Team in Points.....	1	9
Led Team in Rebounds.....		2
Led Team in Assists.....		1
Led Team in Blocks.....		1
Led Team in Steals.....		8

WILSON'S HIGHS

POINTS

Season.....	15 vs. Radford, 11/13/22
Conference.....	23 vs. Temple, 2/3/21
Career.....	23 vs. Temple, 2/3/21

REBOUNDS

Season.....	5 vs. Toledo, 11/16/22
Conference.....	6 at Tulane, 2/13/22
Career.....	6 at Tulane, 2/13/22

FG MADE

Season.....	5 vs. Radford, 11/13/22
Conference.....	8 vs. Temple, 2/3/21
Career.....	8 vs. Temple, 2/3/21

FG ATTEMPTED

Season.....	10 vs. Toledo, 11/16/22
Conference.....	20 at Tulane, 2/7/21
Career.....	20 at Tulane, 2/7/21

THREE POINT FG MADE

Season.....	5 vs. Radford, 11/13/22
Conference.....	6 at Memphis, 2/10/22; at Tulane, 2/7/22
Career.....	6 at Memphis, 2/10/22; at Tulane, 2/7/22

THREE POINT FG ATTEMPTED

Season.....	8 at Lindenwood, 11/21/22; vs. Toledo, 11/16/22
Conference.....	17 at Tulane, 2/7/22
Career.....	17 at Tulane, 2/7/22

FT MADE

Season.....	2 at Lindenwood, 11/21/22; at Louisville, 11/7/22
Conference.....	6 at South Florida, 2/17/22
Career.....	6 at South Florida, 2/17/22

FT ATTEMPTED

Season.....	3 at Louisville, 11/7/22
Conference.....	6 at South Florida, 2/17/22; vs. Temple, 2/3/21
Career.....	6 at South Florida, 2/17/22; vs. Temple, 2/3/21

ASSISTS

Season.....	2 at North Carolina A&T, 12/1/22
Conference.....	4 at Memphis, 2/2/22
Career.....	4 at Memphis, 2/2/22

BLOCKS

Season.....	1 vs. Southern Indiana, 12/18/22; vs. Radford, 11/13/22
Conference.....	2 at East Carolina, 1/16/22; vs. South Florida, 1/5/22
Career.....	2 at East Carolina, 1/16/22; vs. South Florida, 1/5/22

STEALS

Season.....	2 vs. Southern Indiana, 12/18/22; at Lindenwood, 11/21/22
Conference.....	4 vs. UCF, 3/9/22; vs. Memphis, 3/8/22
Career.....	4 vs. UCF, 3/9/22; vs. Memphis, 3/8/22

MINUTES

Season.....	35 vs. Toledo, 11/16/22
Conference.....	38 vs. UCF, 3/9/22
Career.....	38 vs. UCF, 3/9/22



3 | JADA SCOTT

Sr. | G | 6-1 | Townsend, Ga. | Frederica Academy | Twitter: jadascott03 | IG: jadascott03

SEASON STATISTICS

MIN	PPG	RPG	APG	FG%
13.6	2.5	2.3	0.5	44.4

2022-23: Started seven games this season, all coming in the last 12 games ... Posted eight rebounds, four points and two blocks at Xavier (12/9) ... Added seven points and two rebounds vs. UT Arlington (11/25) ... Posted three points, two rebounds and two assists at Lindenwood (11/21) ... Totaled six points, four rebounds and two assists in 30 minutes vs. Toledo (11/16) ... Tied a career-high eight points on 4-7 from the field, adding seven rebounds and a career-high three steals in 13 minutes off the bench vs. Radford (11/13) ... Jada and Jadyn Scott are one of 16 sets of twins on a Division One Women's Basketball roster.

2021-22: Played in 24 games with three starts, averaging 1.4 points, 1.4 rebounds and 0.4 assists in 8.5 minutes ... Posted a season-high six points against UCF (2/26) ... Totaled two points and a season-best three rebounds at South Florida (2/16) ... Handed out a season-high three assists, in addition to four points and two rebounds against Xavier (12/12).

2020-21: Played in 21 games with nine starts, averaging 2.6 points, 2.7 rebounds and 1.0 assists in 19.6 minutes ... Tied a career-high eight points on 3-of-4 from the field against Tulsa (1/6) ... Neared a double-double with seven points and a career-high 11 rebounds at East Carolina (2/24) ... Handed out a career-high four assists to go with six points and two rebounds at Memphis (2/10).

2019-20: Played in 18 games with one start, averaging 1.2 points and 0.8 rebounds in 5.9 minutes ... Scored a career-high eight points with two assists in 15 minutes off the bench against Pittsburgh (12/21) ... Had five points, including her first collegiate three-pointer, in four minutes against UConn (2/26) ... Pulled down three rebounds in seven minutes against Alabama A&M (12/17) ... Swiped two steals at Memphis (1/8).

HIGH SCHOOL/PREP: Ranked as the 39th-best wing by ESPN ... Brunswick News Coastal Georgia All-Area Second Team ... Earned Georgia Independent School Association (GISA) 3A All-State and All-Region accolades at Frederica Academy.

PERSONAL: Sister, Jadyn, also plays on the team; brother, Tre, played on the Cincinnati men's basketball team, earning 2020 AAC Defensive Player of the Year honors.

Opponent	Date	GS	MIN	Total		3-Pointers		Free throws		Rebounds				PF	A	TO	BLK	STL	PTS	AVG
				FG-FGA	PCT	3FG-3FGA	PCT	FT-FTA	PCT	OFF	DEF	TOT	AVG							
at Louisville	11/07/2022		15:44	0-1	.000	0-0	.000	0-0	.000	0	2	2	2.0	2	0	0	0	0	0.0	
Tennessee Tech	11/10/2022		12:36	0-2	.000	0-0	.000	0-0	.000	0	2	2	2.0	2	0	0	1	0	0.0	
Radford	11/13/2022		12:54	4-7	.571	0-0	.000	0-0	.000	2	5	7	3.7	1	1	0	0	3	8	2.7
Toledo	11/16/2022	*	29:45	3-6	.500	0-0	.000	0-0	.000	1	3	4	3.8	3	2	0	0	0	6	3.5
at Lindenwood	11/21/2022	*	23:34	1-2	.500	0-0	.000	1-2	.500	0	2	2	3.4	1	2	1	0	1	3	3.4
vs UT Arlington	11/25/2022	*	15:43	3-3	1.000	0-0	.000	1-3	.333	1	1	2	3.2	2	0	1	0	0	7	4.0
vs Charlotte	11/26/2022	*	14:54	1-2	.500	0-0	.000	0-0	.000	0	0	0	2.7	2	0	0	0	0	2	3.7
at N.C. A&T	12/01/2022		07:08	0-2	.000	0-0	.000	0-0	.000	0	1	1	2.5	1	0	0	0	0	0	3.3
UIC	12/04/2022		04:30	0-0	.000	0-0	.000	0-0	.000	0	1	1	2.3	1	0	1	0	0	0	2.9
at Xavier	12/09/2022	*	21:38	1-6	.167	0-0	.000	2-2	1.000	2	6	8	2.9	2	0	1	2	0	4	3.0
at Ohio	12/13/2022	*	11:42	0-0	.000	0-0	.000	0-0	.000	0	2	2	2.8	0	1	0	0	0	0	2.7
Southern Ind.	12/18/2022	*	18:50	1-1	1.000	0-0	.000	1-1	1.000	1	1	2	2.8	1	1	1	0	1	3	2.8
at Wichita St.	12/30/2022		05:14	0-1	.000	0-0	.000	0-0	.000	0	1	1	2.6	0	0	0	1	0	0	2.5
Temple	01/07/2023		07:19	2-3	.667	0-0	.000	1-1	1.000	0	0	0	2.4	1	0	0	0	0	5	2.7
at SMU	01/10/2023		02:35	0-0	.000	0-0	.000	0-0	.000	0	1	1	2.3	1	0	0	0	1	0	2.5
Totals		7	204:06	16-36	.444	0-0	.000	6-9	.667	7	28	35	2.3	20	7	5	4	6	38	2.5

			Field Goals			3-Point		F-Throws		Rebounds											Scoring	
SEASON	TEAM	GP-GS	MIN	AVG	FG-FGA	FG%	3FG-3FGA	3FG%	FT-FTA	FT%	OFF	DEF	TOT	AVG	PF-FO	A	TO	BLK	STL	PTS	AVG	
2019-20	UC	18-1	108	6.0	8-22	.364	1-2	.500	4-6	.667	4	10	14	0.8	23-0	8	8	2	3	21	1.2	
2020-21	UC	21-9	412	19.6	25-74	.338	0-3	.000	5-7	.714	21	36	57	2.7	52-2	20	39	5	9	55	2.6	
2021-22	UC	24-3	207	8.6	16-36	.444	0-3	.000	2-7	.286	9	24	33	1.4	23-0	9	10	1	5	34	1.4	
2022-23	UC	15-7	204	13.6	16-36	.444	0-0	.000	6-9	.667	7	28	35	2.3	20-0	7	5	4	6	38	2.5	
TOTAL		78-20	932	11.9	65-168	.387	1-8	.125	17-29	.586	41	98	139	1.8	118-2	44	62	12	23	148	1.9	

MISCELLANEOUS STATISTICS

	SEASON	CAREER
Double-Double.....		
10+ Plus Points.....		
20+ Plus Points.....		
5+ Rebounds.....	2	5
5+ Assists.....		
10+ Rebounds.....		1
10+ Assists.....		
2+ Blocks.....	1	2
2+ Steals.....	1	5
Led Team in Points.....		
Led Team in Rebounds.....		
Led Team in Assists.....		
Led Team in Blocks.....		3
Led Team in Steals.....	1	3

SCOTT'S HIGHS

POINTS

Season.....8 vs. Radford, 11/13/22
Conference.....8 vs. Tulsa, 1/6/21
Career.....8 [3x] last vs. Radford, 11/13/22

REBOUNDS

Season.....8 at Xavier, 12/9/22
Conference.....11 at ECU, 2/24/21
Career.....11 at ECU, 2/24/21

FG MADE

Season.....4 vs. Radford, 11/13/22
Conference.....3 [4x] last at UCF, 2/26/22
Career.....4 vs. Radford, 11/13/22

FG ATTEMPTED

Season.....7 vs. Radford, 11/13/22
Conference.....7 at East Carolina, 2/24/22; at Temple, 1/13/21
Career.....7 [3x] last vs. Radford, 11/13/22

THREE POINT FG MADE

Season.....
Conference.....1 vs. UConn, 2/26/20
Career.....1 vs. UConn, 2/26/20

THREE POINT FG ATTEMPTED

Season.....
Conference.....1 [7x] last at UCF, 2/26/22
Career.....1 [8x] last at UCF, 2/26/22

FT MADE

Season.....2 at Xavier, 12/9/22
Conference.....2 vs. UCF, 2/13/21; vs. Tulsa, 1/6/21
Career.....2 [4x] last at Xavier, 12/9/22

FT ATTEMPTED

Season.....3 vs. UT Arlington, 11/25/22
Conference.....3 vs. UT Arlington, 11/25/22; vs. Tulsa, 1/6/21
Career.....3 vs. UT Arlington, 11/25/22; vs. Tulsa, 1/6/21

ASSISTS

Season.....2 at Lindenwood, 11/21/22; vs. Toledo, 11/16/22
Conference.....4 at Memphis, 2/10/22
Career.....4 at Memphis, 2/10/22

BLOCKS

Season.....2 at Xavier, 12/9/22
Conference.....3 vs. UCF, 3/9/21
Career.....3 vs. UCF, 3/9/21

STEALS

Season.....3 vs. Radford, 11/13/22
Conference.....2 [4x] last at Tulane, 2/13/22
Career.....3 vs. Radford, 11/13/22

MINUTES

Season.....30 vs. Toledo, 11/16/22
Conference.....37 at USF, 2/17/21
Career.....37 at USF, 2/17/21

4 | BRAYLYN MILTON

So. | G | 5-11 | Charlotte, N.C. | Independence High School | BRAY - Lin | Twitter: braylynmilton | IG: braraayyy

SEASON STATISTICS				
MIN	PPG	RPG	APG	3FG%
27.3	6.2	2.7	2.6	35.3



2022-23: Started 13 games this season ... Led the team in assists in five games ... Totaled three points, three steals and two blocks at SMU (1/10) ... Added seven points, three assists and two rebounds off the bench vs. Temple (1/7) ... Filled the stat sheet with a team-high five assists, four points and three rebounds at Wichita State (12/30) ... Posted a career-high four steals, in addition to two points and two rebounds at Northern Kentucky (12/21) ... Turned in her third double-digit game of the season with 12 points and two assists at Ohio (12/13) ... Scored 11 points, three assists and two rebounds at North Carolina A&T (12/1) ... Finished with seven points and three rebounds vs. Charlotte (11/26) ... Recorded a career-high three steals vs. UT Arlington (11/25) ... Tied a career-high eight rebounds vs. Toledo (11/16) ... Erupted for a career-high and game-high 28 points and three rebounds, connecting on 9-12 from the field, 5-5 from three-point range, and 5-6 from the line in 33 minutes at Louisville (11/7) ... The 28 points are the most by a Bearcat since Ilmar'i Thomas had 30 against Memphis on March 8, 2021.

2021-22: Named to the AAC All-Freshman Team ... Played in 28 games with 14 starts, averaging 5.4 points, 2.6 rebounds and 1.3 assists in 28 minutes ... Converted on a team-high 38.2 percent from three ... Totaled a career-high 19 points against Ole Miss (12/5) ... Paired three points with a career-high eight rebounds at Marquette (12/22) ... Dished out a career-high seven assists to go with 12 points and two rebounds vs UCF (1/22) ... Named to the AAC All-Academic Team.

HIGH SCHOOL/PREP: Named one of the top prospects in North Carolina by Phenom Hoop Report and one of the top three players in Charlotte ... Three-time Southwestern 4A All-Conference and All-Tournament selection and three-time North Carolina All-District 9 honoree ... 2020 Charlotte Observer All-Defensive Team award honoree.

Opponent	Date	GS	MIN	Total		3-Pointers		Free throws		Rebounds				PF	A	TO	BLK	STL	PTS	AVG	
				FG-FGA	PCT	3FG-3FGA	PCT	FT-FTA	PCT	OFF	DEF	TOT	AVG								
at Louisville	11/07/2022	*	33:21	9-12	.750	5-5	1.000	5-6	.833	0	3	3	3.0	3	0	3	0	1	28	28.0	
Tennessee Tech	11/10/2022	*	24:21	1-9	.111	0-4	.000	1-2	.500	1	4	5	4.0	2	2	2	0	0	3	15.5	
Radford	11/13/2022	*	31:34	0-6	.000	0-1	.000	1-2	.500	1	2	3	3.7	3	6	4	0	0	1	10.7	
Toledo	11/16/2022	*	30:31	1-3	.333	1-1	1.000	1-2	.500	2	6	8	4.8	5	1	1	1	0	4	9.0	
vs UT Arlington	11/25/2022	*	31:53	2-9	.222	0-2	.000	0-0	.000	3	3	6	5.0	3	4	6	0	3	4	8.0	
vs Charlotte	11/26/2022	*	28:24	3-6	.500	0-0	.000	1-2	.500	1	2	3	4.7	0	3	1	0	0	7	7.8	
at N.C. A&T	12/01/2022	*	32:21	4-7	.571	1-3	.333	2-2	1.000	0	2	2	4.3	4	3	2	0	1	11	8.3	
UIC	12/04/2022	*	32:56	2-5	.400	1-3	.333	2-2	1.000	0	0	0	3.8	1	0	1	0	1	7	8.1	
at Xavier	12/09/2022	*	23:22	0-1	.000	0-0	.000	0-2	.000	0	2	2	3.6	1	2	0	0	1	0	7.2	
at Ohio	12/13/2022	*	23:00	3-4	.750	2-2	1.000	4-5	.800	0	1	1	3.3	2	2	3	0	0	12	7.7	
Southern Ind.	12/18/2022	*	15:20	0-4	.000	0-2	.000	0-0	.000	0	1	1	3.1	0	4	0	0	2	0	7.0	
at Northern Ky.	12/21/2022	*	27:09	1-10	.100	0-4	.000	0-2	.000	0	2	2	3.0	3	1	1	0	4	2	6.6	
at Wichita St.	12/30/2022	*	30:26	1-9	.111	1-4	.250	1-2	.500	1	2	3	3.0	2	5	3	1	1	4	6.4	
Temple	01/07/2023		27:07	2-6	.333	1-3	.333	2-4	.500	1	1	2	2.9	1	3	0	1	1	7	6.4	
at SMU	01/10/2023		18:11	1-2	.500	0-0	.000	1-1	1.000	0	0	0	2.7	0	3	1	2	3	3	6.2	
Totals			13	409:56	30-93	.323	12-34	.353	21-34	.618	10	31	41	2.7	30	39	28	5	18	93	6.2

				Field Goals		3-Point		F-Throws		Rebounds									Scoring	
SEASON	TEAM	GP-GS	MIN/AVG	FG-FGA	FG%	3FG-3FGA	3FG%	FT-FTA	FT%	OFF	DEF	TOT	AVG	PF-FO	A	TO	BLK	STL	PTS	AVG
2021-22	UC	28-14	695/24.8	51-153	.333	21-55	.382	29-45	.644	19	54	73	2.6	52-0	37	51	7	16	152	5.4
2022-23	UC	15-13	410/27.3	30-93	.323	12-34	.353	21-34	.618	10	31	41	2.7	30-1	39	28	5	18	93	6.2
TOTAL		43-27	1105/25.7	81-246	.329	33-89	.371	50-79	.633	29	85	114	2.7	82-1	76	79	12	34	245	5.7

MISCELLANEOUS STATISTICS		
	SEASON	CAREER
Double-Double.....		
10+ Plus Points.....	3	7
20+ Plus Points.....	1	1
5+ Rebounds.....	3	8
5+ Assists.....	2	4
10+ Rebounds.....		
10+ Assists.....		
2+ Blocks.....	2	2
2+ Steals.....	4	9
Led Team in Points.....	1	3
Led Team in Rebounds.....	1	3
Led Team in Assists.....	5	7
Led Team in Blocks.....		1
Led Team in Steals.....	4	7

MILTON'S HIGHS	
POINTS	
Season.....	28 at Louisville, 11/7/22
Conference.....	12 vs. UCF, 1/22/22
Career.....	28 at Louisville, 11/7/22

REBOUNDS	
Season.....	8 vs. Toledo, 11/16/22
Conference.....	7 at East Carolina, 1/16/22
Career.....	8 vs. Toledo, 11/16/22; at Marquette, 12/22/21

FG MADE	
Season.....	9 at Louisville, 11/7/22
Conference.....	4 vs. Tulsa, 1/29/22; vs. UCF, 1/22/22
Career.....	9 at Louisville, 11/7/22

FG ATTEMPTED	
Season.....	12 at Louisville, 11/7/22
Conference.....	9 at Wichita State, 12/30/22; at Memphis, 2/2/22
Career.....	12 at Louisville, 11/7/22; vs. Ole Miss, 12/5/21

THREE POINT FG MADE	
Season.....	5 at Louisville, 11/7/22
Conference.....	3 vs. Tulsa, 1/29/22
Career.....	5 at Louisville, 11/7/22

THREE POINT FG ATTEMPTED	
Season.....	5 at Louisville, 11/7/22
Conference.....	5 vs. Tulsa, 1/29/22
Career.....	6 at Memphis, 2/2/22

FT MADE	
Season.....	5 at Louisville, 11/7/22
Conference.....	4 vs. Houston, 3/7/22
Career.....	7 vs. Ole Miss, 12/5/21

FT ATTEMPTED	
Season.....	6 at Louisville, 11/7/22
Conference.....	4 vs. Temple, 1/7/23; vs. Houston, 3/7/22
Career.....	8 vs. Ole Miss, 12/5/21

ASSISTS	
Season.....	6 vs. Radford, 11/13/22
Conference.....	7 vs. UCF, 1/22/22
Career.....	7 vs. UCF, 1/22/22

BLOCKS	
Season.....	2 at SMU, 1/10/23
Conference.....	2 at SMU, 1/10/23; at Memphis, 2/2/22
Career.....	2 at SMU, 1/10/23; at Memphis, 2/2/22

STEALS	
Season.....	4 at Northern Kentucky, 12/21/22
Conference.....	3 at SMU, 1/10/23
Career.....	4 at Northern Kentucky, 12/21/22

MINUTES	
Season.....	33 vs. UIC, 12/4/22; at Louisville, 11/7/22
Conference.....	38 at Temple, 1/26/22
Career.....	41 vs. NC A&T, 12/19/21

5 | LOJAIN ELFATAIRY

So. | G | 5-4 | Giza, Egypt | Smart Village School | Lou - Jine (Rhymes with Rhine) Elf - AH - Tar - EE | Twitter: LogiSamy | IG: logisamyy

SEASON STATISTICS

MIN	PPG	RPG	SPG	FG%
4.9	1.2	1.2	0.8	20.0



2022-23: Recorded career-highs in rebounds and steals, totaling six rebounds and three steals in a season-high 12 minutes at SMU (1/10) ... Scored a career-high six points on 2-3 from the field in five minutes vs. Southern Indiana (12/18) ... Provided a spark off the bench against Ohio (12/13), Toledo (11/16) and Tennessee Tech (11/10) ... One of two international players (Giza, Egypt) on the roster.

2021-22: Played in 14 games without a start, averaging 0.5 points, 0.5 rebounds, and 0.6 assists... Posted a career-high three points against SMU (2/9) ... Totaled a career-high two rebounds at Chattanooga (12/25) ... Named to the AAC All-Academic Team.

HIGH SCHOOL/PREP: Played at Smart Village School ... Competed for the Egyptian U16 National Team ... Honored with the best three-point shooter award at the African U16 Championship.

Opponent	Date	GS	MIN	Total		3-Pointers		Free throws		Rebounds				PF	A	TO	BLK	STL	PTS	AVG
				FG-FGA	PCT	3FG-3FGA	PCT	FT-FTA	PCT	OFF	DEF	TOT	AVG							
Tennessee Tech	11/10/2022		01:21	0-1	.000	0-1	.000	0-0	.000	0	0	0	0.0	0	0	0	0	0	0.0	
Toledo	11/16/2022		02:25	0-0	.000	0-0	.000	0-0	.000	0	0	0	0.0	0	0	1	0	0	0.0	
at Ohio	12/13/2022		03:22	0-3	.000	0-3	.000	0-0	.000	0	0	0	0.0	1	0	0	0	0	0.0	
Southern Ind.	12/18/2022		04:57	2-3	.667	0-1	.000	2-2	1.000	0	0	0	0.0	0	0	0	1	6	1.5	
at SMU	01/10/2023		12:14	0-3	.000	0-2	.000	0-0	.000	0	6	6	1.2	1	1	2	0	3	0	1.2
Totals		0	24:19	2-10	.200	0-7	.000	2-2	1.000	0	6	6	1.2	2	1	3	0	4	6	1.2

			Field Goals		3-Point		F-Throws		Rebounds									Scoring			
SEASON	TEAM	GP-GS	MIN	AVG	FG-FGA	FG%	3FG-3FGA	3FG%	FT-FTA	FT%	OFF	DEF	TOT	AVG	PF-FO	A	TO	BLK	STL	PTS	AVG
2021-22	UC	14-0		74/5.3	1-14	.071	1-11	.091	4-6	.667	0	7	7	0.5	7-0	8	7	0	1	7	0.5
2022-23	UC	5-0		24/4.9	2-10	.200	0-7	.000	2-2	1.000	0	6	6	1.2	2-0	1	3	0	4	6	1.2
TOTAL		19-0		99/5.2	3-24	.125	1-18	.056	6-8	.750	0	13	13	0.7	9-0	9	10	0	5	13	0.7

MISCELLANEOUS STATISTICS

	SEASON	CAREER
Double-Double.....		
10+ Plus Points.....		
20+ Plus Points.....		
5+ Rebounds.....	1	1
5+ Assists.....		
10+ Rebounds.....		
10+ Assists.....		
2+ Blocks.....		
2+ Steals.....	1	1
Led Team in Points.....		
Led Team in Rebounds.....		
Led Team in Assists.....		
Led Team in Blocks.....		
Led Team in Steals.....	1	2

ELFATAIRY'S HIGHS

POINTS	
Season.....	6 vs. Southern Indiana, 12/18/22
Conference.....	3 vs. SMU, 2/9/22
Career.....	6 vs. Southern Indiana, 12/18/22

REBOUNDS

Season.....	6 at SMU, 1/10/23
Conference.....	6 at SMU, 1/10/23
Career.....	6 at SMU, 1/10/23

FG MADE

Season.....	2 vs. Southern Indiana, 12/18/22
Conference.....	1 vs. SMU, 2/9/22
Career.....	2 vs. Southern Indiana, 12/18/22

FG ATTEMPTED

Season.....	3 (3x) last at SMU, 1/10/23
Conference.....	3 at SMU, 1/10/23
Career.....	4 at Ohio State, 11/27/21

THREE POINT FG MADE

Season.....	
Conference.....	1 vs. SMU, 2/9/22
Career.....	1 vs. SMU, 2/9/22

THREE POINT FG ATTEMPTED

Season.....	3 at Ohio, 12/13/22
Conference.....	2 at SMU, 1/10/23
Career.....	3 at Ohio, 12/13/22; at Ohio State, 11/27/21

FT MADE

Season.....	2 vs. Southern Indiana, 12/18/22
Conference.....	2 at UCF, 2/26/22
Career.....	2 (3x) last vs. Southern Indiana, 12/18/22

FT ATTEMPTED

Season.....	2 vs. Southern Indiana, 12/18/22
Conference.....	2 at UCF, 2/26/22
Career.....	2 (4x) last vs. Southern Indiana, 12/18/22

ASSISTS

Season.....	1 at SMU, 1/10/23
Conference.....	1 (4x) last at SMU, 1/10/23
Career.....	2 at Xavier, 12/12/21; vs. Central Michigan, 12/1/21

BLOCKS

Season.....	
Conference.....	
Career.....	

STEALS

Season.....	3 at SMU, 1/10/23
Conference.....	3 at SMU, 1/10/23
Career.....	3 at SMU, 1/10/23

MINUTES

Season.....	12 at SMU, 1/10/23
Conference.....	12 at SMU, 1/10/23
Career.....	12 at SMU, 1/10/23; vs. Central Michigan, 12/1/21



10 | JADYN SCOTT

Sr. | F | 6-2 | Townsend, Ga. | Frederica Academy | JAY - Din | Twitter: jadynscott10 | IG: jadynscott10

SEASON STATISTICS

MIN	PPG	RPG	APG	FG%
14.4	3.8	2.8	0.5	44.2

2022-23: Started eight games this season, including the last two ... Earned her seventh start of the season, posting six points, four rebounds and an assist in 10 minutes vs. Temple (1/7) ... Turned in a season-high 10 points, her sixth career double-digit game, and three rebounds at Wichita State (12/30) ... Posted six points and four rebounds at Northern Kentucky (12/21) ... Recorded six points and three rebounds at Ohio (12/13) ... Posted five points, four rebounds and two assists at Xavier (12/9) ... Turned in a season-high eight points, seven of which came in the first half, and five rebounds in 26 minutes at Lindenwood (11/21) ... Started six of the first seven games ... Jadyn and Jada Scott are one of 16 sets of twins on a Division One Women's Basketball roster ... One of three team captains (Mya Jackson, Jillian Hayes).

2021-22: Played in 27 games with 12 starts, averaging 4.4 points, 2.7 rebounds and 0.7 assists in 14.9 minutes ... Shot 37.4 percent (44 of 89) from the floor ... Scored in double figures twice... Posted a career-high 13 points on 3-of-7 from the field with four rebounds and three assists at Houston (1/19) ... Totaled a career-high nine rebounds against Ohio (11/6) ... Named to the AAC All-Academic Team.

2020-21: Played in 23 games with five starts, averaging 3.7 points, 2.8 rebounds and 1.0 assists in 18.9 minutes ... Converted on .446 percent from the floor ... Scored in double figures in three games ... Notched 11 points on 5-of-7 from the field with three assists vs. East Carolina (12/20) ... Posted 11 points on 4-of-7 from the field with three rebounds and two assists vs. Houston (2/20) ... Tallied 10 points with a season-high seven rebounds vs. Tulane (1/9) ... Totaled three or more rebounds in 12 games ... Named to the AAC All-Academic Team.

2019-20: Played in 23 games as a reserve, averaging 1.5 points and 1.2 rebounds in 7.7 minutes ... Scored a season-high six points with two rebounds in 14 minutes against Xavier (12/14) ... Posted five points with a block and a steal in seven minutes against UConn (2/26) ... Pulled down a season-best six rebounds with two blocks and two assists in 16 minutes against Alabama A&M (12/17) ... Named to the AAC All-Academic Team.

HIGH SCHOOL/PREP: Ranked as the 33rd-best wing prospect by ESPN and 248th nationally by All-Star Girls Report ... GISA 2-3A All-Region selection.

PERSONAL: Sister, Jada, also plays on the team; brother, Tre, played on the Cincinnati men's basketball team, earning 2020 AAC Defensive Player of the Year honors.

Opponent	Date	GS	MIN	Total		3-Pointers		Free throws		Rebounds				PF	A	TO	BLK	STL	PTS	AVG	
				FG-FGA	PCT	3FG-3FGA	PCT	FT-FTA	PCT	OFF	DEF	TOT	AVG								
at Louisville	11/07/2022	*	22:28	1-4	.250	0-0	.000	0-0	.000	1	2	3	3.0	1	0	0	0	2	2.0		
Tennessee Tech	11/10/2022	*	12:16	2-3	.667	0-0	.000	0-0	.000	1	1	2	2.5	2	0	1	1	0	4.0		
Radford	11/13/2022	*	12:32	0-3	.000	0-0	.000	0-0	.000	1	3	4	3.0	3	0	1	0	1	0.0		
Toledo	11/16/2022		11:42	1-1	1.000	0-0	.000	1-2	.500	0	2	2	2.8	5	1	1	0	2	3.0		
at Lindenwood	11/21/2022	*	26:16	2-6	.333	0-0	.000	4-6	.667	3	2	5	3.2	1	0	1	0	0	8.0		
vs UT Arlington	11/25/2022	*	10:05	1-1	1.000	0-0	.000	0-0	.000	0	0	0	2.7	4	0	1	0	0	2.0		
vs Charlotte	11/26/2022	*	13:26	1-3	.333	0-0	.000	0-0	.000	1	1	2	2.6	0	0	0	0	0	2.0		
at N.C. A&T	12/01/2022		06:36	1-1	1.000	0-0	.000	0-0	.000	0	1	1	2.4	2	1	1	0	0	2.0		
UIC	12/04/2022		05:47	0-1	.000	0-0	.000	0-0	.000	0	0	0	2.1	1	0	0	0	0	2.6		
at Xavier	12/09/2022		22:49	1-4	.250	0-0	.000	3-4	.750	0	4	4	2.3	3	2	2	0	2	5.0		
at Ohio	12/13/2022		15:08	3-3	1.000	0-0	.000	0-0	.000	1	2	3	2.4	2	2	0	0	1	6.0		
Southern Ind.	12/18/2022		12:04	1-4	.250	0-0	.000	0-2	.000	2	2	4	2.5	1	0	0	1	0	2.0		
at Northern Ky.	12/21/2022		18:60	2-2	1.000	0-0	.000	2-2	1.000	2	2	4	2.6	0	1	2	0	0	6.0		
at Wichita St.	12/30/2022		15:03	4-7	.571	0-0	.000	2-2	1.000	2	1	3	2.6	5	0	0	1	1	10.0		
Temple	01/07/2023	*	10:22	2-5	.400	0-0	.000	2-4	.500	1	3	4	2.7	2	1	1	0	0	6.0		
at SMU	01/10/2023	*	15:02	1-4	.250	0-0	.000	1-1	1.000	2	2	4	2.8	1	0	3	0	1	3.0		
Totals			8	230:35	23-52	.442	0-0	.000	15-23	.652	17	28	45	2.8	33	8	14	3	8	61	3.8

			Field Goals		3-Point		F-Throws		Rebounds												Scoring	
SEASON TEAM	GP-GS	MIN/AVG	FG-FGA	FG%	3FG-3FGA	3FG%	FT-FTA	FT%	OFF	DEF	TOT	AVG	PF-FO	A	TO	BLK	STL	PTS	AVG			
2019-20	UC	23-0	176/7.6	15-40	.375	0-0	.000	5-7	.714	10	17	27	1.2	29-0	3	14	8	4	35	1.5		
2020-21	UC	23-5	435/18.9	33-74	.446	0-0	.000	19-29	.655	31	33	64	2.8	41-0	23	31	12	15	85	3.7		
2021-22	UC	27-12	401/14.9	44-89	.494	0-0	.000	32-40	.800	31	41	72	2.7	46-0	19	21	15	8	120	4.4		
2022-23	UC	16-8	231/14.4	23-52	.442	0-0	.000	15-23	.652	17	28	45	2.8	33-2	8	14	3	8	61	3.8		
TOTAL		89-25	1243/14.0	115-255	.451	0-0	.000	71-99	.717	89	119	208	2.3	149-2	53	80	38	35	301	3.4		

MISCELLANEOUS STATISTICS

	SEASON	CAREER
Double-Double.....		
10+ Plus Points.....	1	6
20+ Plus Points.....		
5+ Rebounds.....	1	8
5+ Assists.....		
10+ Rebounds.....		
10+ Assists.....		
2+ Blocks.....		8
2+ Steals.....	2	9
Led Team in Points.....		
Led Team in Rebounds.....		1
Led Team in Assists.....		
Led Team in Blocks.....		12
Led Team in Steals.....	1	7

SCOTT'S HIGHS

POINTS

Season.....	10 at Wichita State, 12/30/22
Conference.....	13 at Houston, 1/19/22
Career.....	13 at Houston, 1/19/22

REBOUNDS

Season.....	5 at Lindenwood, 11/21/22
Conference.....	7 vs. Tulane, 1/9/20
Career.....	9 vs. Ohio, 11/16/21

FG MADE

Season.....	4 at Wichita State, 12/30/22
Conference.....	5 vs. East Carolina, 12/20/20
Career.....	5 vs. East Carolina, 12/20/20

FG ATTEMPTED

Season.....	7 at Wichita State, 12/30/22
Conference.....	7 (4x) last at Wichita State, 12/30/22
Career.....	7 (5x) last at Wichita State, 12/30/22

THREE POINT FG MADE

Season.....	
Conference.....	
Career.....	

THREE POINT FG ATTEMPTED

Season.....	
Conference.....	
Career.....	

FT MADE

Season.....	4 at Lindenwood, 11/21/22
Conference.....	7 at Houston, 1/19/22
Career.....	7 at Houston, 1/19/22

FT ATTEMPTED

Season.....	6 at Lindenwood, 11/21/22
Conference.....	8 at Houston, 1/19/22
Career.....	8 at Houston, 1/19/22

ASSISTS

Season.....	2 at Ohio, 12/13/22; at Xavier, 12/9/22
Conference.....	3 (4x) last at Houston, 1/19/22
Career.....	4 at Utah, 11/19/21

BLOCKS

Season.....	1 (3x) last at Wichita State, 12/30/22
Conference.....	3 at South Florida, 2/16/22; at Memphis, 2/2/22
Career.....	3 at South Florida, 2/16/22; at Memphis, 2/2/22

STEALS

Season.....	2 at Xavier, 12/9/22; vs. Toledo, 11/16/22
Conference.....	2 (6x) last at South Florida, 2/16/22
Career.....	2 (9x) last at Xavier, 12/9/22

MINUTES

Season.....	26 at Lindenwood, 11/21/22
Conference.....	37 vs. East Carolina, 12/20/20
Career.....	37 vs. East Carolina, 12/20/20

11 | TAZIAH JENKS

R-So. | F | 6-0 | Louisville, Ky. | Mercy Academy | West Virginia | Tuh - ZYE - Uh (Rhymes with Rye) | Twitter: TaziahJ | IG: taziah.jenks

SEASON STATISTICS				
MIN	PPG	RPG	APG	3FG%
10.6	2.0	1.8	0.6	40.0



2022-23: Started four games this season ... Added a career-high seven rebounds and five points vs. Southern Indiana (12/18) ... Scored five points on 2-3 from the field at Ohio (12/13) ... Posted three points and three rebounds at Xavier (12/9) ... Scored the first four points of the game, finishing with a season-high six points and a team-high two steals at North Carolina A&T (12/1) ... After missing the last four games with injury, Jenks saw action vs. UT Arlington (11/25) and Charlotte (11/26)... Recorded two points, three rebounds and two blocks vs. Charlotte (11/26) ... Started the season-opener at Louisville (11/7) after battling back from a torn ACL suffered last season against Ohio State (11/27/21) ... One of six players from within a 100-mile radius (Louisville, Ky.) on the roster.

2021-22: Played in six games with two starts, averaging 7.5 points, 3.2 rebounds, and 1.3 assists ... Posted a season-high 14 points on 6-10 from the field at Utah (11/19) ... Recorded a career-high six rebounds against Alabama A&M (11/10) ... Scored double digit points in three games before missing the rest of the season with injury ... Named to the AAC All-Academic Team.

2020-21 AT WEST VIRGINIA: Played in seven games, recording 1.4 points, 0.4 rebounds and 0.2 assists per game... Totaled a season-high seven points, two rebounds and an assist in nine minutes in the Big 12 Championship against Baylor.

HIGH SCHOOL/PREP: Four-star recruit coming out of high school at Mercy Academy.... Ranked as the 29th-best wing by ESPN and 123rd nationally, 27th-best shooting guard by Collegiate Girls Basketball Report.

Opponent	Date	GS	MIN	Total		3-Pointers		Free throws		Rebounds				PF	A	TO	BLK	STL	PTS	AVG
				FG-FGA	PCT	3FG-3FGA	PCT	FT-FTA	PCT	OFF	DEF	TOT	AVG							
at Louisville	11/07/2022	*	12:55	0-2	.000	0-0	.000	0-0	.000	0	0	0	0.0	0	0	1	0	0	0.0	
vs UT Arlington	11/25/2022		01:40	0-0	.000	0-0	.000	0-0	.000	0	0	0	0.0	2	0	1	0	0	0.0	
vs Charlotte	11/26/2022		09:29	1-2	.500	0-0	.000	0-0	.000	1	2	3	1.0	1	0	1	2	0	2	0.7
at N.C. A&T	12/01/2022	*	14:08	2-5	.400	1-2	.500	1-2	.500	0	0	0	0.8	2	0	2	0	2	6	2.0
UIC	12/04/2022	*	17:18	0-3	.000	0-0	.000	0-2	.000	3	1	4	1.4	1	2	2	0	0	0	1.6
at Xavier	12/09/2022		14:02	1-4	.250	1-2	.500	0-2	.000	0	3	3	1.7	0	0	2	0	0	3	1.8
at Ohio	12/13/2022		12:16	2-3	.667	1-2	.500	0-0	.000	1	0	1	1.6	2	1	1	0	1	5	2.3
Southern Ind.	12/18/2022		17:14	1-7	.143	0-2	.000	3-4	.750	4	3	7	2.3	2	2	1	1	0	5	2.6
at Northern Ky.	12/21/2022	*	08:12	0-3	.000	0-1	.000	0-0	.000	2	1	3	2.3	1	1	1	0	0	0	2.3
at Wichita St.	12/30/2022		09:38	1-2	.500	1-1	1.000	0-0	.000	0	0	0	2.1	0	1	1	1	1	3	2.4
Temple	01/07/2023		05:42	0-0	.000	0-0	.000	0-0	.000	0	1	1	2.0	0	0	0	0	0	0	2.2
at SMU	01/10/2023		04:08	0-0	.000	0-0	.000	0-0	.000	0	0	0	1.8	1	0	1	0	0	0	2.0
Totals		4	126:42	8-31	.258	4-10	.400	4-10	.400	11	11	22	1.8	12	7	14	4	4	24	2.0

		Field Goals				3-Point		F-Throws		Rebounds								Scoring			
SEASON	TEAM	GP-GS	MIN	AVG	FG-FGA	FG%	3FG-3FGA	3FG%	FT-FTA	FT%	OFF	DEF	TOT	AVG	PF-FO	A	TO	BLK	STL	PTS	AVG
2020-21	WVU	8-0		25/3.1	4-8	.500	0-0	.000	1-2	.500	1	1	2	0.3	1-0	1	1	0	0	9	1.1
2021-22	UC	6-2	115/19.2		17-44	.386	3-9	.333	8-15	.533	12	7	19	3.2	10-0	8	12	3	4	45	7.5
2022-23	UC	12-4	127/10.6		8-31	.258	4-10	.400	4-10	.400	11	11	22	1.8	12-0	7	14	4	4	24	2.0
TOTAL FOR UC		18-6	242/13.4		25-75	.333	7-19	.368	12-25	.480	23	18	41	2.3	22-0	15	26	7	8	69	3.8
TOTAL		26-6	267/10.3		29-83	.349	7-19	.368	13-27	.481	24	19	43	1.7	23-0	16	27	7	8	78	3.0

MISCELLANEOUS STATISTICS		
	SEASON	CAREER
Double-Double.....		
10+ Plus Points.....		3
20+ Plus Points.....		
5+ Rebounds.....	1	4
5+ Assists.....		
10+ Rebounds.....		
10+ Assists.....		
2+ Blocks.....	1	1
2+ Steals.....	1	2
Led Team in Points.....		1
Led Team in Rebounds.....		1
Led Team in Assists.....		
Led Team in Blocks.....	1	2
Led Team in Steals.....	1	1
*At West Virginia (Big 12)		

JENKS' HIGHS	
POINTS	
Season.....	6 at North Carolina A&T, 12/1/22
Conference.....	7 at Baylor, 3/8/21*
Career.....	14 at Utah, 11/19/21

REBOUNDS	
Season.....	7 vs. Southern Indiana, 12/18/22
Conference.....	2 at Baylor, 3/8/21*
Career.....	7 vs. Southern Indiana, 12/18/22

FG MADE	
Season.....	2 at Ohio, 12/13/22; at North Carolina A&T, 12/1/22
Conference.....	3 at Baylor, 3/8/21*
Career.....	6 at Utah, 11/19/21

FG ATTEMPTED	
Season.....	7 vs. Southern Indiana, 12/18/22
Conference.....	4 at Baylor, 3/8/21*
Career.....	12 vs. Bellarmine, 11/12/21

THREE POINT FG MADE	
Season.....	1 (4x) last at Wichita State, 12/30/22
Conference.....	1 at Wichita State, 12/30/22
Career.....	1 (7x) last at Wichita State, 12/30/22

THREE POINT FG ATTEMPTED	
Season.....	2 (4x) last vs. Southern Indiana, 12/18/22
Conference.....	1 at Wichita State, 12/30/22
Career.....	3 vs. Bellarmine, 11/12/21

FT MADE	
Season.....	3 vs. Southern Indiana, 12/18/22
Conference.....	1 at Baylor, 3/8/21*
Career.....	5 vs. Alabama A&M, 11/10/21

FT ATTEMPTED	
Season.....	4 vs. Southern Indiana, 12/18/22
Conference.....	2 at Baylor, 3/8/21*
Career.....	9 vs. Alabama A&M, 11/10/21

ASSISTS	
Season.....	2 vs. Southern Indiana, 12/18/22; vs. UIC, 12/4/22
Conference.....	1 at Wichita State, 12/30/22; at Baylor, 3/8/21*
Career.....	3 vs. Bellarmine, 11/12/21

BLOCKS	
Season.....	2 vs. Charlotte, 11/26/22
Conference.....	1 at Wichita State, 12/30/22
Career.....	2 vs. Charlotte, 11/26/22

STEALS	
Season.....	2 at North Carolina A&T, 12/1/22
Conference.....	1 at Wichita State, 12/30/22
Career.....	3 vs. Bellarmine, 11/12/21

MINUTES	
Season.....	17 vs. Southern Indiana, 12/18/22; vs. UIC, 12/4/22
Conference.....	10 at Wichita State, 12/30/22
Career.....	29 vs. Bellarmine, 11/12/21
*At West Virginia (Big 12)	

20 | JILLIAN HAYES

Jr. | G | 6-1 | Cincinnati, Ohio | Loveland High School | Twitter: jillianhayess | IG: jillianhayes

SEASON STATISTICS				
MIN	PPG	RPG	APG	FG%
30.1	13.9	8.5	2.1	41.0



2022-23: One of two Bearcats to start every game ... Her 1.8 blocks per game ranks second in the conference and 47th nationally as of Jan. 11 ... Ranks second in the conference and 47th nationally with 88 free throw attempts as of Jan. 11 ... Scored in double-figures in 14 games, including 12 straight games from 11/10-12/21 ... Posted her fifth double-double of the season on 10 points and 10 rebounds at SMU (1/10) ... Turned in 16 points, eight rebounds and two assists at Northern Kentucky (12/21) ... Named to consecutive AAC Weekly Honor Rolls on Nov. 28 and Dec. 5 ... Added 15 points and eight rebounds vs. Southern Indiana (12/18) ... Turned in her fourth double-double of the season with 18 points and 11 rebounds, in addition to five steals and three blocks at Xavier (12/9) ... Scored 20 points, six rebounds, five assists vs. UIC (12/4) ... Finished with 16 points and nine rebounds at North Carolina A&T (12/1) ... Turned in 12 points, seven rebounds and a team-high five assists vs. Charlotte (11/26) ... Recorded her third double-double in four games with 16 points and a career-high 14 rebounds vs. UT Arlington (11/25) ... Led the team with 18 points and 10 rebounds at Lindenwood (11/21) ... Finished with 21 points, team-high eight rebounds and two blocks vs. Toledo (11/16) ... Recorded a game-high 19 points, 15 of which came in the first half, in addition to nine rebounds and three assists vs. Tennessee Tech (11/10) ... Named to the American Preseason All-Conference Second Team ... One of two players from Cincinnati (Clarissa Craig) and one of six from within a 100-mile radius (Cincinnati, Ohio) on the roster ... One of three team captains (Mya Jackson, Jady Scott).

2021-22: Started all 28 games, averaging 11.5 points, 6.8 rebounds, 2.8 assists, 2.2 steals and 1.3 blocks in 31.2 minutes... Led the team in total points (321), rebounds (190), steals (62) and blocks (36) ... Ranked 10th in defensive rebounds (5.0), 13th in minutes played (31.3) and 16th in points (11.5) and assists (2.8) per game in the AAC ... Averages increased to 12.1 points and 7.0 rebounds per game in AAC play, which ranked second and first among conference sophomores, respectively ... Finished in double figures in 16 games, including 10 conference contests ... Totaled all three of her career double-doubles occurred against Wichita State (1/13) and back-to-back against Temple (1/26) and Tulsa (1/29) ... Posted a career-high 23 points on 9-of-15 shooting with five rebounds against Central Mich. (12/01) ... Tied a career-high 11 rebounds, in addition to 14 points and five assists vs. Tulsa (1/29) ... Notched 11 points and a season-high seven steals at Marquette (12/22) ... Named to the AAC All-Academic Team.

2020-21: Named to AAC All-Freshman Team ... Played in 24 games with 20 starts, averaging 7.6 points, 5.3 rebounds, 2.7 assists, 1.4 steals and 1.1 blocks in 32.2 minutes ... Led the team with 34 steals and ranked third with 5.6 rebounds and fourth with 7.6 points per game ... Ranked first among conference freshman in blocks (1.1), second in defensive rebounds (4.4), third in minutes played (32.3) and assists per game (2.7) ... Scored a season-high 20 points on 9-of-16 shooting with four rebounds at Temple (1/13) ... Pulled down a season-high nine rebounds to go with eight points and three steals against Tulsa (1/6) ... Neared a triple-double with seven points, seven rebounds and eight assists vs. Temple (2/3) ... Dished a career-high nine assists vs. UCF (2/13) ... Named to the AAC All-Academic Team.

HIGH SCHOOL/PREP: Ranked 116th nationally in the 2020 class by Collegiate Girls Basketball Report ... Four-star recruit by Prospects Nation ... Averaged 18.3 points, 9.6 rebounds, 3.1 steals, 2.0 assists as a senior at Loveland High School ... Named Eastern Cincinnati Conference Co-Player of the Year ... Totaled the most career points (1,412) and career rebounds (778) in school history.

PERSONAL: Her father, Jonathan, was a former NFL player with the Kansas City Chiefs (1985-1993) and Pittsburgh Steelers (1994-1996), assistant coach with the Cincinnati Bengals (2003-18) and recent head coach for the XFL's St. Louis BattleHawks (2020); mother, Kristi, was the 1995 Missouri Valley Conference Women's Basketball Player of the Year at Drake; and brother, Jaxson, played at Texas and was the eighth overall pick in the 2019 NBA Draft by the Atlanta Hawks, currently playing for the New Orleans Pelicans.

Opponent	Date	GS	MIN	Total		3-Pointers		Free throws		Rebounds				PF	A	TO	BLK	STL	PTS	AVG	
				FG-FGA	PCT	3FG-3FGA	PCT	FT-FTA	PCT	OFF	DEF	TOT	AVG								
at Louisville	11/07/2022	*	17:48	0-9	.000	0-0	.000	3-6	.500	1	2	3	3.0	5	0	1	0	1	3	3.0	
Tennessee Tech	11/10/2022	*	25:13	8-15	.533	0-0	.000	3-5	.600	4	5	9	6.0	1	3	1	1	1	19	11.0	
Radford	11/13/2022	*	25:42	3-10	.300	0-1	.000	5-8	.625	2	8	10	7.3	3	3	2	3	2	11	11.0	
Toledo	11/16/2022	*	35:13	8-13	.615	0-0	.000	5-7	.714	4	4	8	7.5	4	0	4	2	1	21	13.5	
at Lindenwood	11/21/2022	*	32:38	7-12	.583	0-0	.000	4-4	1.000	6	4	10	8.0	5	1	3	0	3	18	14.4	
vs UT Arlington	11/25/2022	*	30:25	7-15	.467	0-1	.000	2-5	.400	3	11	14	9.0	3	1	6	1	0	16	14.7	
vs Charlotte	11/26/2022	*	33:42	5-17	.294	0-0	.000	2-4	.500	2	5	7	8.7	3	5	2	2	2	12	14.3	
at N.C. A&T	12/01/2022	*	35:34	6-7	.857	0-0	.000	4-8	.500	5	4	9	8.8	2	3	5	3	2	16	14.5	
UIC	12/04/2022	*	31:15	9-16	.563	0-0	.000	2-3	.667	2	4	6	8.4	5	5	2	0	1	20	15.1	
at Xavier	12/09/2022	*	33:41	5-15	.333	0-0	.000	8-10	.800	4	7	11	8.7	4	0	7	3	5	18	15.4	
at Ohio	12/13/2022	*	29:55	2-9	.222	0-0	.000	6-10	.600	4	4	8	8.6	1	2	5	3	3	10	14.9	
Southern Ind.	12/18/2022	*	24:36	5-12	.417	0-0	.000	5-7	.714	3	5	8	8.6	1	4	3	2	2	15	14.9	
at Northern Ky.	12/21/2022	*	30:05	7-15	.467	0-0	.000	2-3	.667	1	7	8	8.5	4	2	5	1	0	16	15.0	
at Wichita St.	12/30/2022	*	30:19	1-8	.125	0-2	.000	3-3	1.000	1	6	7	8.4	4	1	2	2	1	5	14.3	
Temple	01/07/2023	*	29:15	5-12	.417	0-0	.000	3-3	1.000	1	7	8	8.4	5	2	5	3	0	13	14.2	
at SMU	01/10/2023	*	35:58	4-15	.267	0-0	.000	2-2	1.000	2	8	10	8.5	1	2	2	2	2	10	13.9	
Totals			16	481:19	82-200	.410	0-4	.000	59-88	.670	45	91	136	8.5	51	34	55	28	26	223	13.9

				Field Goals		3-Point		F-Throws		Rebounds			Scoring						
SEASON TEAM	GP-GS	MIN/AVG	FG-FGA	FG%	3FG-3FGA	3FG%	FT-FTA	FT%	OFF	DEF	TOT	AVG	PF-FO	A	TO	BLK	STL	PTS	AVG
2020-21 UC	24-20	772/32.2	64-206	.311	4-43	.093	50-87	.575	20	106	126	5.3	72-3	64	76	26	34	182	7.6
2021-22 UC	28-28	874/31.2	110-306	.359	0-4	.000	101-144	.701	51	139	190	6.8	74-2	79	94	36	62	321	11.5
2022-23 UC	16-16	481/30.1	82-200	.410	0-4	.000	59-88	.670	45	91	136	8.5	51-4	34	55	28	26	223	13.9
TOTAL	68-64	2127/31.3	256-712	.360	4-51	.078	210-319	.658	116	336	452	6.6	197-9	177	225	90	122	726	10.7

MISCELLANEOUS STATISTICS		
	SEASON	CAREER
Double-Double.....	5	8
10+ Plus Points.....	14	33
20+ Plus Points.....	2	6
5+ Rebounds.....	15	52
5+ Assists.....	2	13
10+ Rebounds.....	5	10
10+ Assists.....		
2+ Blocks.....	10	28
2+ Steals.....	8	36
Led Team in Points.....	8	19
Led Team in Rebounds.....	12	32
Led Team in Assists.....	4	15
Led Team in Blocks.....	8	31
Led Team in Steals.....	5	30

HAYES' HIGHS	
POINTS	
Season.....	21 vs. Toledo, 11/16/22
Conference.....	21 at Tulane, 2/13/22; vs. Wichita State, 1/13/22
Career.....	23 vs. Central Michigan, 12/1/21

REBOUNDS	
Season.....	14 vs. UT Arlington, 11/25/22
Conference.....	11 vs. Tulsa, 1/29/22; vs. Wichita State, 1/13/22
Career.....	22 vs. UT Arlington, 11/25/22

FG MADE	
Season.....	9 vs. UIC, 12/4/22
Conference.....	9 at Temple, 1/13/21
Career.....	9 (3x) last vs. UIC, 12/4/22

FG ATTEMPTED	
Season.....	17 vs. Charlotte, 11/26/22
Conference.....	17 at Tulane, 2/13/22; vs. Temple, 2/3/21
Career.....	18 vs. NC A&T, 12/19/21

THREE POINT FG MADE	
Season.....	
Conference.....	2 vs. Wichita State, 1/27/21; vs. Tulane, 1/9/21
Career.....	2 vs. Wichita State, 1/27/21; vs. Tulane, 1/9/21

THREE POINT FG ATTEMPTED	
Season.....	2 at Wichita State, 12/30/22
Conference.....	6 vs. Tulane, 1/9/21
Career.....	6 vs. Tulane, 1/9/21

FT MADE	
Season.....	8 at Xavier, 12/9/22
Conference.....	10 at Temple, 1/26/22
Career.....	10 at Temple, 1/26/22

FT ATTEMPTED	
Season.....	10 at Ohio, 12/13/22; at Xavier, 12/9/22
Conference.....	12 at Temple, 1/26/22
Career.....	12 at Temple, 1/26/22

ASSISTS	
Season.....	5 vs. UIC, 12/4/22; vs. Charlotte, 11/26/22
Conference.....	9 vs. UCF, 2/13/21
Career.....	9 vs. UCF, 2/13/21

BLOCKS	
Season.....	3 (5x) last vs. Temple, 1/7/23
Conference.....	3 (7x) last vs. Temple, 1/7/23
Career.....	4 vs. AAMU, 11/10/21

STEALS	
Season.....	5 at Xavier, 12/9/22
Conference.....	5 at Houston, 1/19/22
Career.....	7 at Marquette, 12/22/21

MINUTES	
Season.....	36 at North Carolina A&T, 12/1/22
Conference.....	40 vs. UCF, 2/13/21; at Memphis, 2/10/21
Career.....	42 vs. NC A&T, 12/19/21

22 | MALEA WILLIAMS

Jr. | F/C | 6-3 | Georgetown, Ky. | Scott County High School | Louisville | Muh - LAY - Uh | Twitter: 88gigs | IG: leaskipppyy

SEASON STATISTICS

MIN	PPG	RPG	BPG	FG%
17.3	4.8	4.8	1.7	35.4



2022-23: Started the last two games ... Totaled five points, four rebounds and two blocks in 14 minutes at SMU (1/10) ... Made her first start of the season, posting a team-high eight rebounds and three blocks in 21 minutes vs. Temple (1/7) ... Set an individual program record with seven blocks, in addition to 11 points and four rebounds in a career-high 26 minutes at Wichita State (12/30) ... Pulled down seven rebounds at Northern Kentucky (12/21) ... Added six points, two rebounds and a block vs. Southern Indiana (12/18) ... Turned in a career-high four assists and tied a career-high 10 rebounds at Ohio (12/13) ... Scored four points on 2-3 from the field and added three rebounds at Xavier (12/9) ... Turned in 11 points and three rebounds at North Carolina A&T (12/1) ... Led the team with eight rebounds vs. Charlotte (11/26) ... Recorded a season-high eight points and eight rebounds, in addition to four blocks and a steal in 21 minutes vs. UT Arlington (11/25) ... Added six points on 3-5 from the field, in addition to four rebounds and two blocks at Lindenwood (11/21) ... Posted seven points and six rebounds vs. Tennessee Tech (11/10) ... One of six from within a 100-mile radius (Georgetown, Ky.) on the roster.

2021-22: Played in all 28 games with three starts, averaging 3.9 points, 3.5 rebounds, 0.3 assists, 0.6 steals and 0.6 blocks in 13.7 minutes ... Posted a career-high 14 points, in addition to two blocks and one assist against Xavier (12/12) ... Neared her first collegiate double-double with nine points and a season-high 10 rebounds at Chattanooga (12/15) ... Recorded 13 points, one assist and two steals at Marquette (12/22).

2020-21 AT LOUISVILLE: Played in eight games, averaging 1.5 points on 2.5 minutes per game ... Scored five points in four minutes in the first round of the NCAA Tournament vs. Marist (3/22) ... Posted seven points, her first collegiate points, and three rebounds in the win over UT Martin (1/5) ... Saw first collegiate action vs. Bellarmine (1/2), playing five minutes and recording a rebound.

HIGH SCHOOL/PREP: Named Kentucky Association of Basketball Coaches Region 11 Player of the Year and to the Kentucky All-State Girls Basketball Team ... A finalist for Kentucky Lions Eye Association Miss Basketball ... During her senior season, she averaged 19.6 points, 13.6 rebounds, 2.1 assists and 1.8 steals per game ... Finished her career with 1,300 points and 1,200 rebounds at Scott County High School.

Opponent	Date	GS	MIN	Total		3-Pointers		Free throws		Rebounds				PF	A	TO	BLK	STL	PTS	AVG
				FG-FGA	PCT	3FG-3FGA	PCT	FT-FTA	PCT	OFF	DEF	TOT	AVG							
at Louisville	11/07/2022		12:30	1-1	1.000	0-0	.000	1-2	.500	1	1	2	2.0	1	0	1	1	1	3	3.0
Tennessee Tech	11/10/2022		18:56	2-7	.286	1-3	.333	2-4	.500	3	3	6	4.0	0	0	0	3	1	7	5.0
Radford	11/13/2022		11:51	1-4	.250	0-0	.000	0-0	.000	1	1	2	3.3	3	0	1	0	0	2	4.0
Toledo	11/16/2022		09:56	0-1	.000	0-0	.000	0-0	.000	0	1	1	2.8	0	0	2	1	1	0	3.0
at Lindenwood	11/21/2022		14:16	3-5	.600	0-0	.000	0-0	.000	3	1	4	3.0	4	1	1	2	1	6	3.6
vs UT Arlington	11/25/2022		20:43	3-5	.600	0-1	.000	2-2	1.000	1	7	8	3.8	2	0	1	4	1	8	4.3
vs Charlotte	11/26/2022		16:55	2-7	.286	0-2	.000	0-0	.000	4	4	8	4.4	2	1	2	0	0	4	4.3
at N.C. A&T	12/01/2022		15:30	4-8	.500	1-3	.333	2-4	.500	1	2	3	4.3	2	0	1	0	0	11	5.1
UIC	12/04/2022		15:29	1-6	.167	0-4	.000	2-4	.500	5	0	5	4.3	2	0	1	1	0	4	5.0
at Xavier	12/09/2022		13:09	2-3	.667	0-0	.000	0-0	.000	0	3	3	4.2	1	0	1	0	1	4	4.9
at Ohio	12/13/2022		22:33	1-6	.167	1-1	1.000	0-0	.000	4	6	10	4.7	2	4	4	0	2	3	4.7
Southern Ind.	12/18/2022		19:26	1-3	.333	1-2	.500	3-4	.750	1	1	2	4.5	3	1	2	1	0	6	4.8
at Northern Ky.	12/21/2022		23:33	1-8	.125	0-3	.000	0-0	.000	5	2	7	4.7	0	1	2	1	1	2	4.6
at Wichita St.	12/30/2022		26:00	5-9	.556	1-2	.500	0-0	.000	0	4	4	4.6	0	2	2	7	0	11	5.1
Temple	01/07/2023	*	21:22	0-4	.000	0-0	.000	1-2	.500	4	4	8	4.9	2	1	3	3	1	1	4.8
at SMU	01/10/2023	*	13:58	2-5	.400	0-1	.000	1-1	1.000	1	3	4	4.8	2	0	2	3	0	5	4.8
Totals			2 276:07	29-82	.354	5-22	.227	14-23	.609	34	43	77	4.8	26	11	26	27	10	77	4.8

		Field Goals				3-Point		F-Throws		Rebounds												Scoring
SEASON	TEAM	GP-GS	MIN/AVG	FG-FGA	FG%	3FG-3FGA	3FG%	FT-FTA	FT%	OFF	DEF	TOT	AVG	PF-FO	A	TO	BLK	STL	PTS	AVG		
2020-21	LOU	8-0	20/2.5	4-7	.571	2-3	.667	2-2	1.000	0	5	5	0.6	2-0	0	2	2	0	12	1.5		
2021-22	UC	28-3	383/13.7	45-109	.413	10-44	.227	10-15	.667	28	69	97	3.5	41-0	8	17	17	18	110	3.9		
2022-23	UC	16-2	276/17.3	29-82	.354	5-22	.227	14-23	.609	34	43	77	4.8	26-0	11	26	27	10	77	4.8		
TOTAL FOR UC		44-5	659/15.0	74-191	.387	15-66	.227	24-38	.632	62	112	174	4.0	67-0	19	43	44	28	187	4.3		
TOTAL		52-5	679/13.1	78-198	.394	17-69	.246	26-40	.650	62	117	179	3.4	69-0	19	45	46	28	199	3.8		

MISCELLANEOUS STATISTICS

	SEASON	CAREER
Double-Double.....		
10+ Plus Points.....	2	5
20+ Plus Points.....		
5+ Rebounds.....	7	13
5+ Assists.....		
10+ Rebounds.....	1	2
10+ Assists.....		
2+ Blocks.....	6	6/10*
2+ Steals.....	1	6
Led Team in Points.....	1	2
Led Team in Rebounds.....	3	7
Led Team in Assists.....	1	1
Led Team in Blocks.....	8	14/15*
Led Team in Steals.....	1	4
*Total including Louisville (ACC)		

WILLIAMS' HIGHS

POINTS

Season. 11 at Wichita State, 12/30/22; at North Carolina A&T, 12/1/22
Conference 12 at Memphis, 2/2/22
Career 14 vs. Xavier, 12/12/21

REBOUNDS

Season.....10 at Ohio, 12/13/22
Conference 8 vs. Temple, 1/7/23; vs. Temple, 1/8/22
Career 10 at Ohio, 12/13/22; at UTC, 12/15/21

FG MADE

Season.....5 at Wichita State, 12/30/22
Conference 5 at Wichita State, 12/30/22; at Memphis, 2/2/22
Career 6 at Marquette, 12/19/21; vs. Xavier, 12/12/21

FG ATTEMPTED

Season.....9 at Wichita State, 12/30/22
Conference 10 at Memphis, 2/2/22
Career 11 at Marquette, 12/19/21

THREE POINT FG MADE

Season.....1 (5x) last at Wichita State, 12/30/22
Conference 2 vs. Temple, 1/8/22
Career 2 vs. Temple, 1/8/22; vs. Xavier, 12/12/21

THREE POINT FG ATTEMPTED

Season.....4 vs. UIC, 12/4/22
Conference 4 vs. Wichita State, 1/13/22
Career 4 (3x) last vs. UIC, 12/4/22

FT MADE

Season.....3 vs. Southern Indiana, 12/18/22
Conference 2 vs. SMU, 2/9/22; at Memphis, 2/2/22
Career 3 vs. Southern Indiana, 12/18/22

FT ATTEMPTED

Season.....4 (4x) last vs. Southern Indiana, 12/18/22
Conference 2 (3x) last vs. Temple, 1/7/23
Career 4 (5x) last vs. Southern Indiana, 12/18/22

ASSISTS

Season.....4 at Ohio, 12/13/22
Conference 2 at Wichita State, 12/30/22
Career 4 at Ohio, 12/13/22

BLOCKS

Season.....7 at Wichita State, 12/30/22
Conference 7 at Wichita State, 12/30/22
Career 7 at Wichita State, 12/30/22

STEALS

Season.....2 at Ohio, 12/13/22
Conference 2 at UCF, 2/26/22; vs. Temple, 1/8/22
Career 2 (6x) last at Ohio, 12/13/22

MINUTES

Season.....26 at Wichita State, 12/30/22
Conference 26 at Wichita State, 12/30/22
Career 26 at Wichita State, 12/30/22

23 | MYA JACKSON

Sr. | G | 5-7 | Wilmington, Ohio | Wilmington High School | Seton Hall | My - UH | Twitter: myajack10 | Instagram: myaj_10



SEASON STATISTICS

MIN	PPG	RPG	APG	FT%
34.1	12.1	2.9	3.1	80.6

2022-23: One of two Bearcats to start every game ... 6 points shy of 1,000 for her career ... Her 34.1 minutes per game ranks fourth in the conference as of Jan. 11 ... Turned in eight points and tied a team-high seven rebounds at Wichita State (12/30) ... Finished with a game-high 17 points, in addition to three rebounds at Northern Kentucky (12/21) ... Scored a game-high 19 points vs. Southern Indiana (12/18) ... Finished in double-figures in each of the first nine games, 11 times this season ... Finished with 16 points and a career-high six assists at North Carolina A&T (12/1) ... Scored a season-high 24 points and added four rebounds and two assists while playing all 45 minutes vs. Toledo (11/16) ... Posted 11 points and five assists vs. Radford (11/13) ... Recorded 18 points on 7-12 from the field, adding six rebounds, five assists and three steals in 39 minutes vs. Tennessee Tech (11/10) ... Totaled 12 points and a team-high four assists in 35 minutes in her Bearcat debut at Louisville (11/7) ... One of three newcomers (Seton Hall) and one of six from within a 100-mile radius (Wilmington, Ohio) on the roster... Career 39.4 percent three-point shooter in three seasons at Seton Hall ... One of three team captains (Jillian Hayes, Jadyn Scott).

2021-22 AT SETON HALL: Started 33 of 34 games, averaging 9.0 points, 2.9 rebounds and 1.3 assists in 32.0 minutes per game ... Ranked eighth in the BIG EAST with a 37.3 three-point percentage, her third straight season converting on at least 37.0 percent from behind the arc ... Ranked 12th in the BIG EAST with 1.6 three-point field goals made and 32.0 minutes per game ... Scored in double-figures in 15 games ... Notched a season-high 20 points, on 4-for-8 from three, with five rebounds and three steals at Xavier (3/1) ... Named to the BIG EAST All-Academic Team.

2020-21 AT SETON HALL: Only player that started in all 21 games ... Averaged 10.6 points, 2.8 rebounds and 1.5 assists per game ... Ranked fourth in the BIG East with a 41.7 three-point percentage and sixth with 1.9 three-point field goals made per game ... Reached 20 points in four games and scored double-figures in nine ... Led the team in scoring four times ... Erupted for a career-high 27 points and four rebounds vs. Wagner (12/11) ... Member of the Student-Athlete Advisory Committee ... Named to the BIG EAST All-Academic Team.

2019-20 AT SETON HALL: Named to the Big East All-Freshman Team ... Played in 27 games with five starts, averaging 10.0 points per game with a 40.0 three-point percentage ... Made 52 three-pointers, second most on the team ... Scored in double-figures 13 times, including two game of at least 20 points ... Posted 25 points on 9-for-12 shooting, including 7-for-9 from three, at Xavier (12/31) ... Had 21 points on 8-for-12 from the field against UCONN (12/5) ... Made her first collegiate start against Saint Joseph's on (11/17) ... Named to BIG EAST All-Academic Team.

HIGH SCHOOL/PREP: Four-year team captain at Wilmington High School ... Four-time First Team All-Conference and two-time Second Team All-State ... Two-time Division Player of the Year and 2019 Dayton Division 1 All-Area Player of the Year ... Holds the school and Clinton County record for career points with 2,033.

Opponent	Date	GS	MIN	Total		3-Pointers		Free throws		Rebounds				PF	A	TO	BLK	STL	PTS	AVG	
				FG-FGA	PCT	3FG-3FGA	PCT	FT-FTA	PCT	OFF	DEF	TOT	AVG								
at Louisville	11/07/2022	*	35:07	5-10	.500	2-2	1.000	0-0	.000	1	2	3	3.0	0	4	8	0	0	12	12.0	
Tennessee Tech	11/10/2022	*	38:39	7-12	.583	1-4	.250	3-5	.600	3	3	6	4.5	1	5	1	0	3	18	15.0	
Radford	11/13/2022	*	37:30	3-12	.250	1-2	.500	4-4	1.000	2	0	2	3.7	2	5	3	0	1	11	13.7	
Toledo	11/16/2022	*	45:00	10-19	.526	1-4	.250	3-6	.500	2	2	4	3.8	2	2	3	0	0	24	16.3	
at Lindenwood	11/21/2022	*	34:30	4-13	.308	0-3	.000	5-5	1.000	2	3	5	4.0	1	4	3	0	3	13	15.6	
vs UT Arlington	11/25/2022	*	36:26	6-16	.375	0-4	.000	3-3	1.000	0	2	2	3.7	3	5	2	0	1	15	15.5	
vs Charlotte	11/26/2022	*	32:32	5-13	.385	0-3	.000	1-1	1.000	0	3	3	3.6	3	2	5	0	1	11	14.9	
at N.C. A&T	12/01/2022	*	37:30	5-11	.455	1-4	.250	5-6	.833	1	4	5	3.8	1	6	1	0	2	16	15.0	
UIC	12/04/2022	*	35:34	4-9	.444	1-2	.500	2-2	1.000	1	0	1	3.4	2	4	2	0	2	11	14.6	
at Xavier	12/09/2022	*	33:49	0-13	.000	0-4	.000	0-0	.000	2	2	4	3.5	0	3	2	0	2	0	13.1	
at Ohio	12/13/2022	*	23:47	3-6	.500	1-2	.500	0-0	.000	0	0	0	3.2	2	1	5	0	2	7	12.5	
Southern Ind.	12/18/2022	*	23:45	7-10	.700	4-6	.667	1-1	1.000	0	0	0	2.9	0	2	1	0	2	19	13.1	
at Northern Ky.	12/21/2022	*	35:49	6-12	.500	3-5	.600	2-3	.667	0	3	3	2.9	2	0	2	0	0	17	13.4	
at Wichita St.	12/30/2022	*	37:01	3-10	.300	2-5	.400	0-0	.000	3	4	7	3.2	1	3	3	0	0	8	13.0	
Temple	01/07/2023	*	37:24	3-12	.250	0-5	.000	0-0	.000	1	0	1	3.1	1	3	1	0	1	6	12.5	
at SMU	01/10/2023	*	21:05	2-9	.222	2-4	.500	0-0	.000	0	1	1	2.9	2	0	3	0	2	6	12.1	
Totals			16	545:28	73-187	.390	19-59	.322	29-36	.806	18	29	47	2.9	23	49	45	0	22	194	12.1

SEASON	TEAM	GP-GS	MIN/AVG	Field Goals		3-Point		F-Throws		Rebounds				Scoring						
				FG-FGA	FG%	3FG-3FGA	3FG%	FT-FTA	FT%	OFF	DEF	TOT	AVG	PF-FO	A	TO	BLK	STL	PTS	AVG
2019-20	SHU	27-5	723/26.8	100-226	.442	52-130	.400	19-31	.613	18	44	62	2.3	52-2	46	36	0	21	271	10.0
2020-21	SHU	21-21	601/28.6	79-192	.411	40-96	.417	25-31	.806	27	32	59	2.8	24-0	31	33	1	16	223	10.6
2021-22	SHU	34-33	1085/31.9	113-265	.426	56-150	.373	24-31	.774	34	64	98	2.9	52-1	45	40	1	34	306	9.0
2022-23	UC	16-16	545/34.1	73-187	.390	19-59	.322	29-36	.806	18	29	47	2.9	23-0	49	45	0	22	194	12.1
TOTAL FOR UC		16-16	545/34.1	73-187	.390	19-59	.322	29-36	.806	18	29	47	2.9	23-0	49	45	0	22	194	12.1
TOTAL		98-75	2955/30.2	365-870	.420	167-435	.384	97-129	.752	97	169	266	2.7	151-3	171	154	2	93	994	10.1

MISCELLANEOUS STATISTICS

	SEASON	CAREER
Double-Double.....	11	11/29*
10+ Plus Points	1	1/8*
20+ Plus Points	4	4/16*
5+ Rebounds	4	4/7*
5+ Assists.....	4	4/7*
10+ Rebounds	1	1*
10+ Assists		
2+ Blocks	8	8/28*
2+ Steals	4	4/13*
Led Team in Points.....	1	1/3*
Led Team in Rebounds.....	8	8/13*
Led Team in Assists.....	1	1*
Led Team in Blocks.....	5	5/18*
Led Team in Steals.....		

*Total including Seton Hall (BIG EAST)

JACKSON'S HIGHS

POINTS

Season.....	24 vs. Toledo, 11/16/22
Conference	25 at Xavier, 12/31/19*
Career	27 vs. Wagner, 12/11/20*

REBOUNDS

Season.....	7 at Wichita State, 12/30/22
Conference	10 vs. Butler, 3/4/22*
Career	10 vs. Butler, 3/4/22*

FG MADE

Season.....	10 vs. Toledo, 11/16/22
Conference	9 at Xavier, 12/31/19*
Career	11 vs. Wagner, 12/11/20*

FG ATTEMPTED

Season.....	19 vs. Toledo, 11/16/22
Conference	17 vs. UConn, 12/31/21*
Career	20 vs. Albany, 12/13/20*

THREE POINT FG MADE

Season.....	4 vs. Southern Indiana, 12/18/22
Conference	7 at Xavier, 12/31/19*
Career	7 at Xavier, 12/31/19*

THREE POINT FG ATTEMPTED

Season.....	6 vs. Southern Indiana, 12/18/22
Conference	11 vs. UConn, 12/31/21*
Career	11 vs. UConn, 12/31/21*

FT MADE

Season.....	5 at North Carolina A&T, 12/1/22; at Lindenwood, 11/21/22
Conference	5 at Marquette, 1/12/21*
Career	5 [3x] last at North Carolina A&T, 12/1/22

FT ATTEMPTED

Season.....	6 at North Carolina A&T, 12/1/22; vs. Toledo, 11/16/22
Conference	6 at Marquette, 1/12/21*
Career	6 [3x] last at North Carolina A&T, 12/1/22

ASSISTS

Season.....	6 at North Carolina A&T, 12/1/22
Conference	5 [3x] last vs. St. Johns, 1/20/21*
Career	6 at North Carolina A&T, 12/1/22

BLOCKS

Season.....	
Conference	1 vs. Butler, 3/4/22*; at DePaul, 2/15/21*
Career	1 vs. Butler, 3/4/22*; at DePaul, 2/15/21*

STEALS

Season.....	3 at Lindenwood, 11/21/22; vs. Tennessee Tech, 11/10/22
Conference	3 [3x] last vs. Xavier, 3/1/22*
Career	3 [6x] at Lindenwood, 11/21/22

MINUTES

Season.....	45 vs. Toledo, 11/16/22
Conference	40 [3x] last vs. Creighton, 3/5/22*
Career	45 vs. Toledo, 11/16/22

* At Seton Hall (BIG EAST)

33 | SOFIA GRITZALI

Sr. | G | 5-7 | Thessaloniki, Greece | Hellenic College of Thessaloniki | Grit - ZAH - Lee | Instagram: sofia_gritzali



SEASON STATISTICS

MIN	PPG	RPG	SPG	FG%
8.3	2.1	1.0	0.8	58.3

2022-23: Scored in five of eight games played in this season ... Turned in six points and two rebounds, in addition a season-high three assists in a season-high 24 minutes at SMU (1/10) ... Added six points and two steals in a season-high 11 minutes vs. Southern Indiana (12/18) ... Turned in two points and two steals at Ohio (12/13) ... Added two points and two rebounds in seven minutes at Lindenwood (11/21) ... One of two international players (Thessaloniki, Greece) on the roster.

2021-22: Appeared in 17 games with three starts, averaging 0.6 points, 0.8 rebounds, 0.5 assists, 0.4 steals in 6.0 minutes ... Lead the team with a 50.0 field goal percentage ... Posted a season-high four points on 2-4 from the field, adding an assist and steal at Tulsa (1/29) ... Provided a spark off the bench with two points, two rebounds and two steals at UCF (2/26) ... Named to the AAC All-Academic Team.

2020-21: Played in 23 of 24 games with four starts, averaging 2.0 points, 1.8 rebounds and 1.1 assists in 12.6 minutes ... Tallied a season-high eight points on 3-of-6 from the field, in addition to three rebounds, two assists and two steals vs. Memphis (1/20) ... Tallied seven points, four rebounds and a career-high three steals against Tulane (1/9) ... Scored seven points on 5-5 from the free throw line with three assists vs. East Carolina (12/20) ... Posted a season-high five rebounds with four assists at Temple (1/13) ... Dished out a career-high five assists vs. Houston (2/20) ... Named to the AAC All-Academic Team.

2019-20: Appeared in eight games off the bench, averaging 1.6 points, 1.6 rebounds in 5.5 minutes ... Totaled a season-high four points in seven minutes against Ball State (11/16) ... Pulled down five rebounds in 12 minutes against Alabama A&M (12/17) ... Named to the AAC All-Academic Team.

HIGH SCHOOL/PREP: Guided Hellenic College of Thessaloniki to three-straight Northern Greece championships, two national high school championship runner-up finishes and a national title ... Led the team in scoring throughout her entire high school career ... Played at the club level with Aris Basketball Club of the Northern Greek League, where she was the leading scorer for four consecutive seasons and set the all-time and single-game (59 points) scoring records ... Competed for the Greek high school national team for three seasons.

Opponent	Date	GS	MIN	Total FG-FGA	PCT	3-Pointers 3FG-3FGA	PCT	Free throws FT-FTA	PCT	Rebounds OFF DEF TOT AVG	PF	A	TO	BLK	STL	PTS	AVG
Tennessee Tech	11/10/2022		02:49	0-0	.000	0-0	.000	0-0	.000	0 0 0 0.0	1	0	0	0	1	0	0.0
at Lindenwood	11/21/2022		06:48	1-2	.500	0-0	.000	0-1	.000	1 1 2 1.0	1	0	0	0	0	2	1.0
at Xavier	12/09/2022		01:25	0-0	.000	0-0	.000	0-0	.000	0 1 1 1.0	0	0	1	0	0	0	0.7
at Ohio	12/13/2022		07:42	1-1	1.000	0-0	.000	0-0	.000	1 0 1 1.0	0	0	1	0	2	2	1.0
Southern Ind.	12/18/2022		10:48	2-2	1.000	0-0	.000	2-3	.667	0 0 0 0.8	0	0	1	0	2	6	2.0
at Northern Ky.	12/21/2022		10:26	0-1	.000	0-0	.000	1-2	.500	1 1 2 1.0	0	1	1	0	0	1	1.8
Temple	01/07/2023		02:40	0-0	.000	0-0	.000	0-0	.000	0 0 0 0.9	0	1	0	0	0	0	1.6
at SMU	01/10/2023		23:56	3-6	.500	0-0	.000	0-0	.000	0 2 2 1.0	3	3	1	0	1	6	2.1
Totals			0 66:34	7-12	.583	0-0	.000	3-6	.500	3 5 8 1.0	5 5 5	0 6	17 2.1				

		Field Goals			3-Point		F-Throws		Rebounds						Scoring					
SEASON	TEAM	GP-GS	MIN/AVG	FG-FGA	FG%	3FG-3FGA	3FG%	FT-FTA	FT%	OFF	DEF	TOT	AVG	PF-FO	A	TO	BLK	STL	PTS	AVG
2019-20	UC	8-0	44/5.5	4-7	.571	1-1	1.000	4-6	.667	6	7	13	1.6	6-0	2	4	0	2	13	1.6
2020-21	UC	23-4	289/12.6	14-41	.341	3-16	.188	15-23	.652	9	32	41	1.8	30-0	26	19	0	16	46	2.0
2021-22	UC	17-3	103/6.0	4-8	.500	0-0	.000	2-7	.286	4	9	13	0.8	12-0	8	3	0	6	10	0.6
2022-23	UC	8-0	67/8.3	7-12	.583	0-0	.000	3-6	.500	3	5	8	1.0	5-0	5	5	0	6	17	2.1
TOTAL		56-7	502/9.0	29-68	.426	4-17	.235	24-42	.571	22	53	75	1.3	53-0	41	31	0	30	86	1.5

MISCELLANEOUS STATISTICS

	SEASON	CAREER
Double-Double.....		
10+ Plus Points		
20+ Plus Points		
5+ Rebounds		2
5+ Assists		1
10+ Rebounds		
10+ Assists		
2+ Blocks		
2+ Steals	2	7
Led Team in Points		
Led Team in Rebounds.....		
Led Team in Assists	1	3
Led Team in Blocks.....		
Led Team in Steals.....		4

GRITZALI'S HIGHS

POINTS

Season..... 6 at SMU, 1/10/23; vs. Southern Indiana, 12/18/22
Conference 8 vs. Memphis, 1/20/21
Career 8 vs. Memphis, 1/20/21

REBOUNDS

Season..... 2 (3x) last at SMU, 1/10/23
Conference 5 at Temple, 1/13/21
Career 5 at Temple, 1/13/21; vs. Alabama A&M, 12/17/19

FG MADE

Season..... 3 at SMU, 1/10/23
Conference 3 at SMU, 1/10/23; vs. Memphis, 1/20/21
Career 3 at SMU, 1/10/23; vs. Memphis, 1/20/21

FG ATTEMPTED

Season..... 6 at SMU, 1/10/23
Conference 6 at SMU, 1/10/23; vs. Memphis, 1/20/21
Career 6 at SMU, 1/10/23; vs. Memphis, 1/20/21

THREE POINT FG MADE

Season.....
Conference 1 (3x) last at Memphis, 2/10/21
Career 1 (4x) last at Memphis, 2/10/21

THREE POINT FG ATTEMPTED

Season.....
Conference 3 at Tulane, 2/7/21
Career 3 at Tulane, 2/7/21

FT MADE

Season..... 2 vs. Southern Indiana, 12/18/22
Conference 5 vs. East Carolina, 12/20/21
Career 5 vs. East Carolina, 12/20/21

FT ATTEMPTED

Season..... 3 vs. Southern Indiana, 12/18/22
Conference 5 vs. East Carolina, 12/20/21
Career 5 vs. East Carolina, 12/20/21

ASSISTS

Season..... 3 at SMU, 1/10/23
Conference 5 vs. Houston, 2/20/21
Career 5 vs. Houston, 2/20/21

BLOCKS

Season.....
Conference
Career

STEALS

Season..... 2 vs. Southern Indiana, 12/18/22; at Ohio, 12/13/22
Conference 3 vs. Tulane, 1/9/21
Career 3 vs. Tulane, 1/9/21

MINUTES

Season..... 24 at SMU, 1/10/23
Conference 31 vs. Memphis, 1/20/21
Career 31 vs. Memphis, 1/20/21

34 | A'RIEL JACKSON

Fr. | G | 5-9 | Brooklyn, N.Y. | Bishop Loughlin Memorial High School | ARE - Ee - Uhl | Twitter: isofamAri | Instagram: Isofamari



SEASON STATISTICS

MIN	PPG	RPG	FG%	FT%
12.6	4.4	2.0	34.4	75.7

2022-23: Started the last three games to open conference play ... Scored a career-high 19 points on 5-9 from the field and 8-9 from the free throw line, in addition to two assists and two rebounds in a career-high 26 minutes vs. Temple (1/7) ... The 19 points ties the most by a freshman since Jillian Hayes had 20 vs. Temple on Jan. 13, 2020 ... Made her first conference start and second overall start of the season, pulling down a career-high six rebounds at Wichita State (12/30) ... Recorded nine points and a career-high four steals vs. Southern Indiana (12/18) ... Posted seven points and a block at North Carolina A&T (12/1) ... Contributed five points, four rebounds and two steals vs. UT Arlington (11/25) ... Added four points and two steals at Lindenwood (11/21) ... Made her first collegiate start vs. Tennessee Tech (11/10), recording three points, five rebounds, two assists and two steals in 19 minutes ... Posted 12 points, three assists and a team-high four rebounds in 17 minutes in her collegiate debut at Louisville (11/7), becoming the first Bearcat to score in double figures in their collegiate debut since Ilmar'i Thom-as had 19 against East Tennessee State on Nov. 10, 2017... Only freshman on the roster.

HIGH SCHOOL/PREP: 1,000-point career scorer at Bishop Loughlin Memorial High School ... Named to the McDonald's All-American East Nominee List ... Ranked 79th nationally, 16th-best shooting guard by Preferred Athlete Scouting Service and 108th nationally by the All-Star Girls Report.

PERSONAL: Mother, Kym Hampton, played for Arizona State and was the number four overall pick in the inaugural 1997 WNBA Draft, where she spent three seasons playing for the New York Liberty and was voted the starting center in the first WNBA All-Star Game as part of a 15-year professional career.

Opponent	Date	GS	MIN	Total		3-Pointers		Free throws		Rebounds				PF	A	TO	BLK	STL	PTS	AVG
				FG-FGA	PCT	3FG-3FGA	PCT	FT-FTA	PCT	OFF	DEF	TOT	AVG							
at Louisville	11/07/2022		17:16	5-7	.714	0-0	.000	2-3	.667	1	3	4	4.0	3	3	7	1	2	12	12.0
Tennessee Tech	11/10/2022	*	19:04	1-6	.167	0-0	.000	1-2	.500	1	4	5	4.5	3	2	3	1	2	3	7.5
Radford	11/13/2022		11:54	1-4	.250	0-0	.000	0-0	.000	0	2	2	3.7	1	0	2	0	0	2	5.7
Toledo	11/16/2022		08:22	0-2	.000	0-0	.000	0-0	.000	1	1	2	3.3	1	0	0	0	0	0	4.3
at Lindenwood	11/21/2022		10:46	2-4	.500	0-1	.000	0-0	.000	0	1	1	2.8	2	1	1	0	2	4	4.2
vs UT Arlington	11/25/2022		14:23	1-5	.200	0-0	.000	3-4	.750	2	2	4	3.0	0	1	2	0	2	5	4.3
vs Charlotte	11/26/2022		09:17	0-0	.000	0-0	.000	2-2	1.000	0	0	0	2.6	1	1	0	0	1	2	4.0
at N.C. A&T	12/01/2022		12:07	2-4	.500	0-0	.000	3-4	.750	0	0	0	2.3	0	0	2	1	0	7	4.4
UIC	12/04/2022		08:42	1-5	.200	0-1	.000	0-0	.000	0	0	0	2.0	0	0	1	0	0	2	4.1
at Xavier	12/09/2022		05:42	0-1	.000	0-0	.000	1-2	.500	0	0	0	1.8	2	0	1	0	0	1	3.8
at Ohio	12/13/2022		03:49	0-0	.000	0-0	.000	0-2	.000	0	0	0	1.6	0	0	1	0	0	0	3.5
Southern Ind.	12/18/2022		13:22	1-2	.500	0-0	.000	7-8	.875	1	2	3	1.8	1	3	2	0	4	9	3.9
at Northern Ky.	12/21/2022		03:01	0-2	.000	0-0	.000	0-0	.000	1	0	1	1.7	2	0	0	0	0	0	3.6
at Wichita St.	12/30/2022	*	17:02	0-2	.000	0-0	.000	0-0	.000	2	4	6	2.0	3	0	2	1	2	0	3.4
Temple	01/07/2023	*	26:29	5-9	.556	1-2	.500	8-9	.889	1	1	2	2.0	1	2	3	0	0	19	4.4
at SMU	01/10/2023	*	20:50	2-8	.250	0-3	.000	1-1	1.000	0	2	2	2.0	1	1	2	1	2	5	4.4
Totals			4	202:06	21-61	.344	1-7	.143	28-37	.757	10	22	32	2.0	21	14	29	5	17	4.4

			Field Goals		3-Point		F-Throws		Rebounds								Scoring			
SEASON	TEAM	GP-GS	MIN/AVG	FG-FGA	FG%	3FG-3FGA	3FG%	FT-FTA	FT%	OFF	DEF	TOT	AVG	PF-FO	A	TO	BLK	STL	PTS	AVG
2022-23	UC	16-4	202/12.6	21-61	.344	1-7	.143	28-37	.757	10	22	32	2.0	21-0	14	29	5	17	71	4.4
TOTAL		16-4	202/12.6	21-61	.344	1-7	.143	28-37	.757	10	22	32	2.0	21-0	14	29	5	17	71	4.4

MISCELLANEOUS STATISTICS

	SEASON	CAREER
Double-Double.....		
10+ Plus Points.....	2	2
20+ Plus Points.....		
5+ Rebounds.....	2	2
5+ Assists.....		
10+ Rebounds.....		
10+ Assists.....		
2+ Blocks.....		
2+ Steals.....	7	7
Led Team in Points.....	1	1
Led Team in Rebounds.....	1	1
Led Team in Assists.....		
Led Team in Blocks.....	1	1
Led Team in Steals.....	3	3

JACKSON'S HIGHS

POINTS

Season.....	19 vs. Temple, 1/7/23
Conference.....	19 vs. Temple, 1/7/23
Career.....	19 vs. Temple, 1/7/23

REBOUNDS

Season.....	6 at Wichita State, 12/30/22
Conference.....	6 at Wichita State, 12/30/22
Career.....	6 at Wichita State, 12/30/22

FG MADE

Season.....	5 vs. Temple, 1/7/23; at Louisville, 11/7/22
Conference.....	5 vs. Temple, 1/7/23
Career.....	5 vs. Temple, 1/7/23; at Louisville, 11/7/22

FG ATTEMPTED

Season.....	9 vs. Temple, 1/7/23
Conference.....	9 vs. Temple, 1/7/23
Career.....	9 vs. Temple, 1/7/23

THREE POINT FG MADE

Season.....	1 vs. Temple, 1/7/23
Conference.....	1 vs. Temple, 1/7/23
Career.....	1 vs. Temple, 1/7/23

THREE POINT FG ATTEMPTED

Season.....	3 at SMU, 1/10/23
Conference.....	3 at SMU, 1/10/23
Career.....	3 at SMU, 1/10/23

FT MADE

Season.....	8 vs. Temple, 1/7/23
Conference.....	8 vs. Temple, 1/7/23
Career.....	8 vs. Temple, 1/7/23

FT ATTEMPTED

Season.....	9 vs. Temple, 1/7/23
Conference.....	9 vs. Temple, 1/7/23
Career.....	9 vs. Temple, 1/7/23

ASSISTS

Season.....	3 vs. Southern Indiana, 12/18/22; at Louisville, 11/7/22
Conference.....	2 vs. Temple, 1/9/22
Career.....	3 vs. Southern Indiana, 12/18/22; at Louisville, 11/7/22

BLOCKS

Season.....	1 (4x) last at Wichita State, 12/30/22
Conference.....	1 at Wichita State, 12/30/22
Career.....	1 (4x) last at Wichita State, 12/30/22

STEALS

Season.....	4 vs. Southern Indiana, 12/18/22
Conference.....	2 at SMU, 1/10/23; at Wichita State, 12/30/22
Career.....	4 vs. Southern Indiana, 12/18/22

MINUTES

Season.....	26 vs. Temple, 1/7/23
Conference.....	26 vs. Temple, 1/7/23
Career.....	26 vs. Temple, 1/7/23

42 | CLARISSA CRAIG

So. | F/C | 6-2 | Cincinnati, Ohio | Roger Bacon High School | Twitter: rissa_4242 | Instagram: _cc42

SEASON STATISTICS

MIN	PPG	RPG	FG%	FT%
17.7	6.3	3.7	50.7	78.9

MISCELLANEOUS STATISTICS

	SEASON	CAREER
Double-Double.....	1	1
10+ Plus Points	5	6
20+ Plus Points		
5+ Rebounds	7	9
5+ Assists		
10+ Rebounds	1	1
10+ Assists		
2+ Blocks	4	4
2+ Steals	1	3
Led Team in Points		
Led Team in Rebounds.....	1	2
Led Team in Assists		
Led Team in Blocks.....	1	2
Led Team in Steals.....	1	2

CRAIG'S HIGHS

POINTS

Season..... 15 vs. Southern Indiana, 12/18/22
Conference 8 vs. Temple, 1/7/23; at East Carolina, 1/16/22
Career..... 15 vs. Southern Indiana, 12/18/22

REBOUNDS

Season..... 10 vs. UIC, 12/4/22
Conference 5 at Wichita State, 1/13/22
Career..... 10 vs. UIC, 12/4/22

FG MADE

Season..... 5 vs. Southern Indiana, 12/18/22; vs. UIC, 12/4/22
Conference 4 vs. Temple, 1/7/23
Career..... 5 (3x) last vs. Southern Indiana, 12/18/22

FG ATTEMPTED

Season..... 9 vs. Temple, 1/7/23; vs. UIC, 12/4/22
Conference 9 vs. Temple, 1/7/22
Career..... 9 vs. Temple, 1/7/23; vs. UIC, 12/4/22

THREE POINT FG MADE

Season.....
Conference
Career.....

THREE POINT FG ATTEMPTED

Season..... 1 vs. UIC, 12/4/22
Conference
Career..... 1 vs. UIC, 12/4/22

FT MADE

Season..... 6 vs. UT Arlington, 11/25/22
Conference 8 at East Carolina, 1/16/22
Career..... 8 at East Carolina, 1/16/22

FT ATTEMPTED

Season..... 8 vs. UT Arlington, 11/25/22
Conference 10 at East Carolina, 1/16/22
Career..... 10 at East Carolina, 1/16/22

ASSISTS

Season..... 1 at SMU, 1/10/23; at North Carolina A&T, 12/1/22
Conference 1 (3x) last at SMU, 1/10/23
Career..... 1 (7x) last at SMU, 1/10/23

BLOCKS

Season..... 2 (4x) last vs. Temple, 1/7/23
Conference 2 vs. Temple, 1/7/23
Career..... 2 (4x) last vs. Temple, 1/7/23

STEALS

Season..... 3 vs. UT Arlington, 11/26/22
Conference 1 at East Carolina, 1/16/22
Career..... 3 vs. UT Arlington, 11/26/22

MINUTES

Season..... 27 at Northern Kentucky, 12/21/22
Conference 23 vs. Temple, 1/7/23
Career..... 27 at Northern Kentucky, 12/21/22

2022-23: Started seven of the last nine games ... Scored in double figures five times this season, including three times off the bench ... Turned in eight points, three rebounds and two blocks in 24 minutes vs. Temple (1/7) ... Added eight points and five rebounds in a career-high 27 minutes at Northern Kentucky (12/21) ... Scored a career-high 15 points, in addition to seven rebounds and a steal vs. Southern Indiana (12/18) ... Recorded her first career double-double with 11 points and a career-high 10 rebounds vs. UIC on Dec. 4. ... Earned her first start of the season at North Carolina A&T (12/1) ... Has scored in double figures three times off the bench ... Averaged 11.0 points, 3.5 rebounds, 2.0 blocks and 2.0 steals on 7-11 from the field and 8-10 from the free throw line in the two games at the Daytona Beach Invitational (11/25-11/26) ... Turned in 12 points, five rebounds, two blocks, three steals in 25 minutes vs. UT Arlington (11/25) ... Added six points in 12 minutes off the bench at Lindenwood (11/21) ... Turned in 11 points and five rebounds in 17 minutes vs. Radford (11/13) ... One of two players from Cincinnati (Jillian Hayes) and one of six players from within a 100-mile radius (Cincinnati, Ohio) on the roster.

2021-22: One of only five Bearcats to play in all 28 games with one start ... Averaged 3.2 points, 1.5 rebounds, 0.2 assists, 0.2 blocks and 0.2 steals in 11.9 minutes ... Posted a career-high 10 points on 5-for-6 from the field against N.C. A&T (12/19) ... Tied a career-high five rebounds against Wichita State (1/13) and at Ohio State (11/27) ... Converted .533 percent (8-15) from the field over a five-game stretch in conference play (1/22-2/9) ... Named to the AAC All-Academic Team.

HIGH SCHOOL/PREP: Lettered at Roger Bacon High School ... Ranked as Ohio's best center in the 2021 class by Ohio Girls Basketball Report ... Collegiate Girls Basketball Report listed her as the 23rd-ranked center nationally ... Two-time First Team All-GCLC performer and two-time Third Team All-Ohio Division II selection by the Ohio Prep Sportswriters Association.

Opponent	Date	GS	MIN	Total		3-Pointers		Free throws		Rebounds				PF	A	TO	BLK	STL	PTS	AVG
				FG-FGA	PCT	3FG-3FGA	PCT	FT-FTA	PCT	OFF	DEF	TOT	AVG							
at Louisville	11/07/2022		08:33	0-0	.000	0-0	.000	0-0	.000	1	1	2	2.0	5	0	1	0	0	0	0.0
Tennessee Tech	11/10/2022		10:59	1-4	.250	0-0	.000	0-0	.000	1	0	1	1.5	4	0	3	0	0	2	1.0
Radford	11/13/2022		17:01	3-7	.429	0-0	.000	5-6	.833	3	2	5	2.7	0	0	2	1	0	11	4.3
Toledo	11/16/2022		11:55	0-3	.000	0-0	.000	4-4	1.000	0	2	2	2.5	3	0	4	0	0	4	4.3
at Lindenwood	11/21/2022		12:27	2-5	.400	0-0	.000	2-3	.667	0	1	1	2.2	4	0	1	0	0	6	4.6
vs UT Arlington	11/25/2022		25:19	3-5	.600	0-0	.000	6-8	.750	2	3	5	2.7	3	0	1	2	3	12	5.8
vs Charlotte	11/26/2022		21:43	4-6	.667	0-0	.000	2-2	1.000	2	0	2	2.6	2	0	1	2	1	10	6.4
at N.C. A&T	12/01/2022	*	15:12	0-0	.000	0-0	.000	0-0	.000	0	1	1	2.4	5	1	1	0	1	0	5.6
UIC	12/04/2022	*	24:13	5-9	.556	0-1	.000	1-1	1.000	3	7	10	3.2	2	0	3	2	0	11	6.2
at Xavier	12/09/2022	*	16:35	0-3	.000	0-0	.000	0-0	.000	4	2	6	3.5	2	0	0	1	0	0	5.6
at Ohio	12/13/2022	*	16:28	2-3	.667	0-0	.000	3-6	.500	4	1	5	3.6	1	0	2	0	0	7	5.7
Southern Ind.	12/18/2022	*	20:34	5-5	1.000	0-0	.000	5-5	1.000	3	4	7	3.9	3	0	3	0	1	15	6.5
at Northern Ky.	12/21/2022	*	26:56	3-4	.750	0-0	.000	2-2	1.000	1	4	5	4.0	3	0	0	0	1	8	6.6
at Wichita St.	12/30/2022	*	11:49	0-1	.000	0-0	.000	0-0	.000	2	0	2	3.9	1	0	0	0	0	0	6.1
Temple	01/07/2023		23:26	4-9	.444	0-0	.000	0-1	.000	2	1	3	3.8	1	0	2	2	0	8	6.3
at SMU	01/10/2023		19:52	3-5	.600	0-0	.000	0-0	.000	1	1	2	3.7	4	1	2	0	0	6	6.3
Totals			7 283:02	35-69	.507	0-1	.000	30-38	.789	29	30	59	3.7	43	2	26	10	7	100	6.3

			Field Goals		3-Point		F-Throws		Rebounds				Scoring						
SEASON TEAM	GP-GS	MIN/AVG	FG-FGA	FG%	3FG-3FGA	3FG%	FT-FTA	FT%	OFF	DEF	TOT	AVG	PF-FO	A	TO	BLK	STL	PTS	AVG
2021-22 UC	28-1	332/11.9	35-88	.398	0-0	.000	20-29	.690	18	24	42	1.5	52-0	5	30	5	6	90	3.2
2022-23 UC	16-7	283/17.7	35-69	.507	0-1	.000	30-38	.789	29	30	59	3.7	43-2	2	26	10	7	100	6.3
TOTAL	44-8	615/14.0	70-157	.446	0-1	.000	50-67	.746	47	54	101	2.3	95-2	7	56	15	13	190	4.3

TELEVISION/RADIO ROSTER

**DAIS'JA TROTTER**

Sr. | G | 5-9 | Louisville, Ky.

**CAITLYN WILSON**

Sr. | G | 5-10 | Cordova, Tenn.

**JADA SCOTT**

Sr. | G | 6-1 | Townsend, Ga.

**BRAYLYN MILTON**

So. | G | 5-11 | Charlotte, N.C.

**LOJAIN ELFATAIRY**

So. | G | 5-4 | Giza, Egypt

**JADYN SCOTT**

Sr. | F | 6-2 | Townsend, Ga.

**TAZIAH JENKS**


R-So. | F | 6-0 | Louisville, Ky.

**JILLIAN HAYES**

Jr. | G | 6-1 | Cincinnati, Ohio

**MALEA WILLIAMS**

Jr. | F/C | 6-3 | Georgetown, Ky.

**MYA JACKSON**

Sr. | G | 5-7 | Wilmington, Ohio

**SOFIA GRITZALI**

Sr. | G | 5-7 | Thessalonki, Greece

**A'RIEL JACKSON**

Fr. | G | 5-9 | Brooklyn, N.Y.

**CLARISSA CRAIG**

So. | F/C | 6-2 | Cincinnati, Ohio

**MICHELLE CLARK-HEARD**Head Coach
Fifth Season | Western Kentucky '90**BRIDGETTE GORDON**Assistant Coach/Recruiting
First Season | Tennessee '89**MYIA JOHNSON**Assistant Coach
First Season | Rutgers '10**DEVRIINN PAUL**Assistant Coach
First Season | Kentucky State '08**AK PRESTRIDGE**Director of Operations
Second Season | Auburn '19



2022-23 Cincinnati Women's Basketball Combined Team Statistics All games

Page 1/1
as of Jan 13, 2023

Game Records

Record	Overall	Home	Away	Neutral
ALL GAMES	7-9	3-3	3-5	1-1
CONFERENCE	0-3	0-1	0-2	0-0
NON-CONFERENCE	7-6	3-2	3-3	1-1

Score by Periods

Team	1st	2nd	3rd	4th	OT	TOT
Cincinnati	226	230	288	278	13	1035
Opponents	263	195	272	255	16	1001

Team Box Score

No.	Player				Total		3-Point		F-Throw		Rebounds													
		GP-GS	MIN	AVG	FG-FGA	FG%	3FG-3FGA	3FG%	FT-FTA	FT%	OFF	DEF	TOT	AVG	PF	DQ	A	TO	BLK	STL	PTS	AVG		
20	HAYES, Jillian	16-16	481:19	30.1	82-200	.410	0-4	.000	59-88	.670	45	91	136	8.5	51	4	34	55	28	26	223	13.9		
23	JACKSON, Mya	16-16	545:28	34.1	73-187	.390	19-59	.322	29-36	.806	18	29	47	2.9	23	0	49	45	0	22	194	12.1		
42	CRAIG, Clarissa	16-7	283:02	17.7	35-69	.507	0-1	.000	30-38	.789	29	30	59	3.7	43	2	2	26	10	7	100	6.3		
4	MILTON, Braylyn	15-13	409:56	27.3	30-93	.323	12-34	.353	21-34	.618	10	31	41	2.7	30	1	39	28	5	18	93	6.2		
1	WILSON, Caitlyn	16-3	278:50	17.4	30-80	.375	28-70	.400	6-9	.667	6	15	21	1.3	18	0	10	15	2	10	94	5.9		
22	WILLIAMS, Malea	16-2	276:07	17.3	29-82	.354	5-22	.227	14-23	.609	34	43	77	4.8	26	0	11	26	27	10	77	4.8		
34	JACKSON, A'riel	16-4	202:06	12.6	21-61	.344	1-7	.143	28-37	.757	10	22	32	2.0	21	0	14	29	5	17	71	4.4		
10	SCOTT, Jadyn	16-8	230:35	14.4	23-52	.442	0-0	.000	15-23	.652	17	28	45	2.8	33	2	8	14	3	8	61	3.8		
0	TROTTER, Dais'Ja	13-0	95:56	7.4	11-26	.423	9-20	.450	6-7	.857	5	13	18	1.4	12	0	4	11	0	2	37	2.8		
3	SCOTT, Jada	15-7	204:06	13.6	16-36	.444	0-0	.000	6-9	.667	7	28	35	2.3	20	0	7	5	4	6	38	2.5		
33	GRITZALI, Sofia	8-0	66:34	8.3	7-12	.583	0-0	.000	3-6	.500	3	5	8	1.0	5	0	5	5	0	6	17	2.1		
11	JENKS, Taziah	12-4	126:42	10.6	8-31	.258	4-10	.400	4-10	.400	11	11	22	1.8	12	0	7	14	4	4	24	2.0		
5	ELFATAIRY, Lojain	5-0	24:19	4.9	2-10	.200	0-7	.000	2-2	1.000	0	6	6	1.2	2	0	1	3	0	4	6	1.2		
Team											37	33	70					5						
Total		16	3225		367-939	.391	78-234	.333	223-322	.693	232	385	617	38.6	296	9	191	281	88	140	1035	64.7		
Opponents		16	3225		364-917	.397	73-238	.307	200-300	.667	201	371	572	35.8	265	3	209	279	66	136	1001	62.6		

Team Statistics

	UC	OPP
Scoring	1035	1001
Points per game	64.7	62.6
Scoring margin	+2.1	-
Field goals-att	367-939	364-917
Field goal pct	.391	.397
3 point fg-att	78-234	73-238
3-point FG pct	.333	.307
3-pt FG made per game	4.9	4.6
Free throws-att	223-322	200-300
Free throw pct	.693	.667
F-Throws made per game	13.9	12.5
Rebounds	617	572
Rebounds per game	38.6	35.8
Rebounding margin	+2.8	-
Assists	191	209
Assists per game	11.9	13.1
Turnovers	281	279
Turnovers per game	17.6	17.4
Turnover margin	-0.1	-
Assist/turnover ratio	0.7	0.7
Steals	140	136
Steals per game	8.8	8.5
Blocks	88	66
Blocks per game	5.5	4.1
Winning streak	0	-
Home win streak	0	-
Attendance	6321	16181
Home games-Avg/Game	6-1054	8-2023
Neutral site-Avg/Game	-	2-213

Team Results

Date	Opponent		Score	Att.
11/07/2022	at Louisville	L	68-87	8049
11/10/2022	Tennessee Tech	W	68-57	612
11/13/2022	Radford	W	62-53	612
11/16/2022	Toledo	Lot	71-74	3786
11/21/2022	at Lindenwood	W	71-60	494
11/25/2022	vs UT Arlington	W	72-58	250
11/26/2022	vs Charlotte	L	58-59	175
12/01/2022	at N.C. A&T	W	78-73	912
12/04/2022	UIC	L	58-66	0
12/09/2022	at Xavier	L	35-48	3162
12/13/2022	at Ohio	W	77-44	350
12/18/2022	Southern Ind.	W	99-57	527
12/21/2022	at Northern Ky.	L	52-72	1385
12/30/2022	at Wichita St.	L	49-61	1430
01/07/2023	Temple	L	73-77	784
01/10/2023	at SMU	L	44-55	399



2022-23 Cincinnati Women's Basketball Combined Team Statistics In Conference games

Page 1/1
as of Jan 13, 2023

Game Records

Record	Overall	Home	Away	Neutral
ALL GAMES	0-3	0-1	0-2	0-0
CONFERENCE	0-3	0-1	0-2	0-0
NON-CONFERENCE	0-0	0-0	0-0	0-0

Score by Periods

Team	1st	2nd	3rd	4th	OT	TOT
Cincinnati	42	20	47	57	0	166
Opponents	47	41	46	59	0	193

Team Box Score

No.	Player				Total		3-Point		F-Throw		Rebounds											
		GP-GS	MIN	AVG	FG-FGA	FG%	3FG-3FGA	3FG%	FT-FTA	FT%	OFF	DEF	TOT	AVG	PF	DQ	A	TO	BLK	STL	PTS	AVG
20	HAYES, Jillian	3-3	95:32	31.8	10-35	.286	0-2	.000	8-8	1.000	4	21	25	8.3	10	1	5	9	7	3	28	9.3
34	JACKSON, A'riel	3-3	64:21	21.4	7-19	.368	1-5	.200	9-10	.900	3	7	10	3.3	5	0	3	7	2	4	24	8.0
23	JACKSON, Mya	3-3	95:30	31.8	8-31	.258	4-14	.286	0-0	.000	4	5	9	3.0	4	0	6	7	0	3	20	6.7
10	SCOTT, Jadyn	3-2	40:27	13.5	7-16	.438	0-0	.000	5-7	.714	5	6	11	3.7	8	1	1	4	1	2	19	6.3
22	WILLIAMS, Malea	3-2	61:20	20.4	7-18	.389	1-3	.333	2-3	.667	5	11	16	5.3	4	0	3	7	13	1	17	5.7
4	MILTON, Braylyn	3-1	75:44	25.2	4-17	.235	2-7	.286	4-7	.571	2	3	5	1.7	3	0	11	4	4	5	14	4.7
42	CRAIG, Clarissa	3-1	55:07	18.4	7-15	.467	0-0	.000	0-1	.000	5	2	7	2.3	6	0	1	4	2	0	14	4.7
33	GRITZALI, Sofia	2-0	26:36	13.3	3-6	.500	0-0	.000	0-0	.000	0	2	2	1.0	3	0	4	1	0	1	6	3.0
0	TROTTER, Dais'Ja	3-0	14:35	4.9	2-3	.667	1-2	.500	3-3	1.000	0	4	4	1.3	4	0	0	5	0	0	8	2.7
1	WILSON, Caitlyn	3-0	23:58	8.0	3-11	.273	2-8	.250	0-0	.000	1	1	2	0.7	2	0	2	1	0	1	8	2.7
3	SCOTT, Jada	3-0	15:08	5.0	2-4	.500	0-0	.000	1-1	1.000	0	2	2	0.7	2	0	0	0	1	1	5	1.7
11	JENKS, Taziah	3-0	19:28	6.5	1-2	.500	1-1	1.000	0-0	.000	0	1	1	0.3	1	0	1	2	1	1	3	1.0
5	ELFATAIRY, Lojain	1-0	12:14	12.2	0-3	.000	0-2	.000	0-0	.000	0	6	6	6.0	1	0	1	2	0	3	0	0.0
Team											9	3	12					1				
Total		3	600		61-180	.339	12-44	.273	32-40	.800	38	74	112	37.3	53	2	38	54	31	25	166	55.3
Opponents		3	600		73-182	.401	11-24	.458	36-54	.667	43	79	122	40.7	42	0	47	48	18	27	193	64.3

Team Statistics

	UC	OPP
Scoring	166	193
Points per game	55.3	64.3
Scoring margin	-9.0	-
Field goals-att	61-180	73-182
Field goal pct	.339	.401
3 point fg-att	12-44	11-24
3-point FG pct	.273	.458
3-pt FG made per game	4.0	3.7
Free throws-att	32-40	36-54
Free throw pct	.800	.667
F-Throws made per game	10.7	12.0
Rebounds	112	122
Rebounds per game	37.3	40.7
Rebounding margin	-3.3	-
Assists	38	47
Assists per game	12.7	15.7
Turnovers	54	48
Turnovers per game	18.0	16.0
Turnover margin	-2.0	-
Assist/turnover ratio	0.7	1.0
Steals	25	27
Steals per game	8.3	9.0
Blocks	31	18
Blocks per game	10.3	6.0
Winning streak	0	-
Home win streak	0	-
Attendance	784	1829
Home games-Avg/Game	1-784	2-915
Neutral site-Avg/Game	-	0-0

Team Results

Date	Opponent		Score	Att.
12/30/2022	at Wichita St.	L	49-61	1430
01/07/2023	Temple	L	73-77	784
01/10/2023	at SMU	L	44-55	399



2022-23 Cincinnati Women's Basketball Combined Team Statistics Home games

Page 1/1
as of Jan 13, 2023

Game Records

Record	Overall	Home	Away	Neutral
ALL GAMES	3-3	3-3	0-0	0-0
CONFERENCE	0-1	0-1	0-0	0-0
NON-CONFERENCE	3-2	3-2	0-0	0-0

Score by Periods

Team	1st	2nd	3rd	4th	OT	TOT
Cincinnati	81	101	138	98	13	431
Opponents	75	79	115	99	16	384

Team Box Score

No.	Player				Total		3-Point		F-Throw		Rebounds													
		GP-GS	MIN	AVG	FG-FGA	FG%	3FG-3FGA	3FG%	FT-FTA	FT%	OFF	DEF	TOT	AVG	PF	DQ	A	TO	BLK	STL	PTS	AVG		
20	HAYES, Jillian	6-6	171:14	28.5	38-78	.487	0-1	.000	23-33	.697	16	33	49	8.2	19	2	17	17	11	7	99	16.5		
23	JACKSON, Mya	6-6	217:52	36.3	34-74	.459	8-23	.348	13-18	.722	9	5	14	2.3	8	0	21	11	0	9	89	14.8		
42	CRAIG, Clarissa	6-2	108:08	18.0	18-37	.486	0-1	.000	15-17	.882	12	16	28	4.7	13	0	0	17	5	1	51	8.5		
1	WILSON, Caitlyn	6-2	116:57	19.5	14-30	.467	13-27	.481	2-4	.500	2	8	10	1.7	5	0	2	3	2	5	43	7.2		
34	JACKSON, A'riel	6-2	87:53	14.6	9-28	.321	1-3	.333	16-19	.842	4	10	14	2.3	7	0	7	11	1	6	35	5.8		
3	SCOTT, Jada	6-2	85:54	14.3	10-19	.526	0-0	.000	2-2	1.000	4	12	16	2.7	9	0	4	2	1	4	22	3.7		
4	MILTON, Braylyn	6-5	161:49	27.0	6-33	.182	3-14	.214	7-12	.583	5	14	19	3.2	12	1	16	8	2	4	22	3.7		
22	WILLIAMS, Malea	6-1	97:00	16.2	5-25	.200	2-9	.222	8-14	.571	14	10	24	4.0	10	0	2	9	9	3	20	3.3		
0	TROTTER, Dais'Ja	6-0	48:16	8.0	5-11	.455	4-8	.500	4-5	.800	5	6	11	1.8	5	0	2	4	0	1	18	3.0		
10	SCOTT, Jadyn	6-3	64:43	10.8	6-17	.353	0-0	.000	3-8	.375	5	11	16	2.7	14	1	2	4	2	3	15	2.5		
5	ELFATAIRY, Lojain	3-0	08:43	2.9	2-4	.500	0-2	.000	2-2	1.000	0	0	0	0.0	0	0	0	1	0	1	6	2.0		
33	GRITZALI, Sofia	3-0	16:17	5.4	2-2	1.000	0-0	.000	2-3	.667	0	0	0	0.0	1	0	1	1	0	3	6	2.0		
11	JENKS, Taziah	3-1	40:14	13.4	1-10	.100	0-2	.000	3-6	.500	7	5	12	4.0	3	0	4	3	1	0	5	1.7		
Team											15	13	28				3							
Total		6	1225		150-368	.408	31-90	.344	100-143	.699	98	143	241	40.2	106	4	78	94	34	47	431	71.8		
Opponents		6	1225		138-355	.389	32-95	.337	76-105	.724	80	136	216	36.0	105	0	79	104	33	29	384	64.0		

Team Statistics

	UC	OPP
Scoring	431	384
Points per game	71.8	64.0
Scoring margin	+7.8	-
Field goals-att	150-368	138-355
Field goal pct	.408	.389
3 point fg-att	31-90	32-95
3-point FG pct	.344	.337
3-pt FG made per game	5.2	5.3
Free throws-att	100-143	76-105
Free throw pct	.699	.724
F-Throws made per game	16.7	12.7
Rebounds	241	216
Rebounds per game	40.2	36.0
Rebounding margin	+4.2	-
Assists	78	79
Assists per game	13.0	13.2
Turnovers	94	104
Turnovers per game	15.7	17.3
Turnover margin	+1.7	-
Assist/turnover ratio	0.8	0.8
Steals	47	29
Steals per game	7.8	4.8
Blocks	34	33
Blocks per game	5.7	5.5
Winning streak	0	-
Home win streak	0	-
Attendance	6321	0
Home games-Avg/Game	6-1054	0-0
Neutral site-Avg/Game	-	0-0

Team Results

Date	Opponent		Score	Att.
11/10/2022	Tennessee Tech	W	68-57	612
11/13/2022	Radford	W	62-53	612
11/16/2022	Toledo	Lot	71-74	3786
12/04/2022	UIC	L	58-66	0
12/18/2022	Southern Ind.	W	99-57	527
01/07/2023	Temple	L	73-77	784



**2022-23 Cincinnati Women's Basketball
Team Game-by-Game
All games**

Page 1/1
as of Jan 13, 2023

				Total		3-Pointers		Free throws		Rebounds											
Opponent	Date	Score		FG-FGA	PCT	3FG-3FGA	PCT	FT-FTA	PCT	OFF	DEF	TOT	AVG	PF	A	TO	BLK	STL	PTS	AVG	
at Louisville	11/07/2022	68-87	L	23-53	.434	9-13	.692	13-20	.650	8	19	27	27.0	24	8	24	2	5	68	68.0	
Tennessee Tech	11/10/2022	68-57	W	26-66	.394	6-18	.333	10-18	.556	19	29	48	37.5	17	14	12	7	10	68	68.0	
Radford	11/13/2022	62-53	W	20-62	.323	6-13	.462	16-22	.727	13	27	40	38.3	16	15	17	5	8	62	66.0	
Toledo	11/16/2022	71-74	Lot	26-58	.448	4-13	.308	15-23	.652	14	27	41	39.0	24	7	18	4	5	71	67.3	
at Lindenwood	11/21/2022	71-60	W	25-61	.410	3-14	.214	18-23	.783	17	19	36	38.4	23	9	14	2	12	71	68.0	
vs UT Arlington	11/25/2022	72-58	W	27-61	.443	1-10	.100	17-25	.680	15	31	46	39.7	22	12	23	7	10	72	68.7	
vs Charlotte	11/26/2022	58-59	L	24-61	.393	2-10	.200	8-11	.727	16	21	37	39.3	14	13	12	6	5	58	67.1	
at N.C. A&T	12/01/2022	78-73	W	27-52	.519	7-18	.389	17-26	.654	10	19	29	38.0	22	16	17	4	9	78	68.5	
UIC	12/04/2022	58-66	L	23-60	.383	3-15	.200	9-14	.643	18	16	34	37.6	16	12	14	3	4	58	67.3	
at Xavier	12/09/2022	35-48	L	10-56	.179	1-11	.091	14-22	.636	12	31	43	38.1	19	7	18	6	13	35	64.1	
at Ohio	12/13/2022	77-44	W	25-50	.500	12-20	.600	15-25	.600	18	26	44	38.6	13	15	24	3	11	77	65.3	
Southern Ind.	12/18/2022	99-57	W	30-60	.500	9-20	.450	30-39	.769	18	22	40	38.8	17	17	16	6	17	99	68.1	
at Northern Ky.	12/21/2022	52-72	L	20-59	.339	3-15	.200	9-14	.643	16	24	40	38.8	16	8	18	2	6	52	66.8	
at Wichita St.	12/30/2022	49-61	L	18-59	.305	7-22	.318	6-7	.857	11	23	34	38.5	19	13	15	14	7	49	65.6	
Temple	01/07/2023	73-77	L	25-62	.403	3-11	.273	20-27	.741	16	22	38	38.5	16	13	17	9	3	73	66.1	
at SMU	01/10/2023	44-55	L	18-59	.305	2-11	.182	6-6	1.000	11	29	40	38.6	18	12	22	8	15	44	64.7	
Total		1035		367-939	.391	78-234	.333	223-322	.693	232	385	617	38.6	296	191	281	88	140	1035	64.7	
Opponents		1001		364-917	.397	73-238	.307	200-300	.667	201	371	572	35.8	265	209	279	66	136	1001	62.6	

Cincinnati Averages

Games Played	Points/game	FG Pct	3FG Pct	FT Pct	Rebounds/game	Assists/game	Turnovers/game	Assist/Turnover ratio	Steals/game	Blocks/game
16	64.7	39.1	33.3	69.3	38.6	11.9	17.6	0.7	8.8	5.5



**2022-23 Cincinnati Women's Basketball
Opponents Game-by-Game
All games**

Page 1/1
as of Jan 13, 2023

				Total		3-Pointers		Free throws		Rebounds											
Opponent	Date	Score		FG-FGA	PCT	3FG-3FGA	PCT	FT-FTA	PCT	OFF	DEF	TOT	AVG	PF	A	TO	BLK	STL	PTS	AVG	
at Louisville	11/07/2022	68-87	L	31-60	.517	5-21	.238	20-28	.714	14	25	39	39.0	17	12	18	5	14	87	87.0	
Tennessee Tech	11/10/2022	68-57	W	20-70	.286	10-26	.385	7-9	.778	22	26	48	43.5	13	13	16	6	3	57	72.0	
Radford	11/13/2022	62-53	W	20-58	.345	4-18	.222	9-16	.563	11	29	40	42.3	18	9	22	4	6	53	65.7	
Toledo	11/16/2022	71-74	Lot	23-58	.397	4-15	.267	24-33	.727	10	21	31	39.5	16	11	10	2	4	74	67.8	
at Lindenwood	11/21/2022	71-60	W	23-46	.500	9-21	.429	5-16	.313	10	22	32	38.0	18	17	24	3	6	60	66.2	
vs UT Arlington	11/25/2022	72-58	W	20-62	.323	1-10	.100	17-25	.680	11	24	35	37.5	21	10	15	1	16	58	64.8	
vs Charlotte	11/26/2022	58-59	L	22-58	.379	4-14	.286	11-16	.688	14	20	34	37.0	13	11	11	4	8	59	64.0	
at N.C. A&T	12/01/2022	78-73	W	27-55	.491	4-15	.267	15-19	.789	10	18	28	35.9	18	16	21	3	9	73	65.1	
UIC	12/04/2022	58-66	L	24-49	.490	5-12	.417	13-18	.722	10	20	30	35.2	12	12	14	6	4	66	65.2	
at Xavier	12/09/2022	35-48	L	18-56	.321	3-11	.273	9-17	.529	12	35	47	36.4	19	12	20	6	9	48	63.5	
at Ohio	12/13/2022	77-44	W	16-51	.314	3-21	.143	9-15	.600	11	11	22	35.1	20	10	22	3	11	44	61.7	
Southern Ind.	12/18/2022	99-57	W	20-52	.385	2-11	.182	15-19	.789	11	16	27	34.4	24	14	27	5	8	57	61.3	
at Northern Ky.	12/21/2022	52-72	L	27-60	.450	8-19	.421	10-15	.667	12	25	37	34.6	14	15	11	0	11	72	62.2	
at Wichita St.	12/30/2022	49-61	L	21-55	.382	2-4	.500	17-26	.654	14	26	40	35.0	10	13	16	3	11	61	62.1	
Temple	01/07/2023	73-77	L	31-68	.456	7-13	.538	8-10	.800	16	24	40	35.3	22	20	15	10	4	77	63.1	
at SMU	01/10/2023	44-55	L	21-59	.356	2-7	.286	11-18	.611	13	29	42	35.8	10	14	17	5	12	55	62.6	
Total		1001		364-917	.397	73-238	.307	200-300	.667	201	371	572	35.8	265	209	279	66	136	1001	62.6	
Cincinnati		1035		367-939	.391	78-234	.333	223-322	.693	232	385	617	38.6	296	191	281	88	140	1035	64.7	

Opponents Averages

Games Played	Points/game	FG Pct	3FG Pct	FT Pct	Rebounds/game	Assists/game	Turnovers/game	Assist/Turnover ratio	Steals/game	Blocks/game
16	62.6	39.7	30.7	66.7	35.8	13.1	17.4	0.7	8.5	4.1