

CINCINNATI BASKETBALL

2 NATIONAL TITLES • 6 FINAL FOURS • 8 ELITE EIGHTS • 10 SWEET SIXTEENS • 33 NCAA TOURNAMENTS • 41 CONFERENCE CHAMPIONSHIPS

2019 AMERICAN ATHLETIC CONFERENCE TOURNAMENT CHAMPIONS



2019 NCAA TOURNAMENT FIRST ROUND • GAME 35

NO. 7 SEED **CINCINNATI (28-6)** vs.

NO. 10 SEED **IOWA (22-11)**

Friday, March 22 • 12:15 p.m. (ET) • Nationwide Arena • Columbus, Ohio

GAME AT A GLANCE

IOWA SERIES INFO: Ninth meeting; Cincinnati leads 6-2 overall; Cincinnati leads 3-2 at neutral sites,

Cincinnati leads 1-0 in Cincinnati; Cincinnati leads 2-0 in Iowa City

STREAK: Cincinnati - 1

LAST MEETING: Cincinnati won 76-64 on March 17, 2005 in the NCAA Tournament First Round in Indianapolis, Ind.

Fran McCaffery is in his ninth season at Iowa (173-131); 23rd season overall (423-308)

Mick Cronin is in his 13th season at Cincinnati (296-146); 16th season overall (365-170)

AP/USA TODAY RANKINGS (MARCH 18): Cincinnati (22/24); Iowa (--)

RADIO: 700 WLW; **Dan Hoard** provides play-by-play with color analyst **Terry Nelson**

TV: CBS; **Brian Anderson** provides play-by-play with color analyst **Chris Webber**. **Allie LaForce** reports.

JOIN THE CONVERSATION (TWITTER, FACEBOOK & INSTAGRAM): @GoBearcatsMBB or GoBearcatsMBB

CINCINNATI PROBABLE STARTERS

NO.	NAME	POS.	HT.	WT.	CL.-EXP.	HOMETOWN	GP-GS	PPG	RPG	APG	MIN
3	Justin Jenifer	G	5-10	175	Sr.-3L	Baltimore, Md.	33-33	8.2	1.7	2.9	25.9
2	Keith Williams	G	6-5	210	So.-1L	Brooklyn, N.Y.	34-31	10.1	3.1	1.1*	25.9
34	Jarron Cumberland	G	6-5	205	Jr.-2L	Wilmington, Ohio	34-34	18.8	4.5	3.6	32.3
13	Trevon Scott	F	6-8	225	R-Jr.-2L	Townsend, Ga.	34-34	9.3	6.9	1.5	30.4
33	Nysier Brooks	C	6-11	240	Jr.-2L	Philadelphia, Pa.	34-34	8.0	6.4	0.5^	23.0

OFF THE BENCH

15	Cane Broome	G	6-0	165	Sr.-1L	East Hartford, Conn.	34-4	8.3	1.6	2.2	21.3
5	Trevor Moore	G	6-5	195	So.-1L	Houston, Texas	33-0	2.3	1.4	0.5	11.9
22	Eliel Nsoeme	F/C	6-9	225	So.-1L	Kinshasa, Congo	32-0	1.3	3.3	0.6^	11.0
10	Rashawn Fredericks	G/F	6-5	200	Jr.-Tr.	St. Croix, Virgin Islands	34-0	2.4	2.3	0.3*	10.5
0	Logan Johnson	G	6-2	175	Fr.-HS	Mountain View, Calif.	31-0	2.0	1.2	0.7	7.1
20	Mamoudou Diarra	F	6-9	215	R-Fr.-HS	Bamako, Mali	19-0	2.4	2.0	0.4^	7.1
31	Sam Martin	G	5-10	170	So.-1L	Cincinnati, Ohio	6-0	0.8	0.0	0.5	2.2
32	John Koz	G	6-1	200	Jr.-2L	Cleveland, Ohio	5-0	0.4	0.4	0.0	1.8
11	LaQuill Hardnett	F	6-8	210	Fr.-HS	Philadelphia, Pa.	-	17.0#	10.0#	4.0#	-
24	Prince Gillam Toyambi	F	6-7	225	Fr.-HS	Kinshasa, Congo	-	17.4#	9.7#	1.3*#	-

Starters listed based on last game; #-Statistics from high school senior year; #-Statistics from 2018 summer AAU;

^-Blocks; *-Steals

CINCINNATI STORYLINES

- » Cincinnati earned an automatic berth in the 2019 NCAA Tournament, winning the American Athletic Conference Championship on Sunday, March 17. The Bearcats have won back-to-back conference tournament titles for the first time since 1995 (Great Midwest Conference) and 1996 (Conference USA).
- » Cincinnati is making its 33rd appearance in the NCAA Tournament, including each of the last nine events. UC is one of six schools to appear in the "Big Dance" every year since 2011.
- » Cincinnati's 89 wins since the start of 2016-17 are the most in any three-year stretch in school history and rank as the third most in the nation behind only Gonzaga (99) and Villanova (93) [entering the NCAA Tournament].

- » **Jarron Cumberland** earned AAC Tournament MVP honors after averaging 23.3 points, 6.0 rebounds and 4.3 assists in three games last weekend in Memphis, Tenn. His 33 points in the championship game against No. 11 Houston were an AAC Tournament title game record.
- » Cumberland was voted The American's 2019 Player of the Year and a unanimous first-team All-AAC selection by the league's coaches.
- » The Bearcats are 11-2 this season in games decided by five points or less. Eleven of their conference games were decided within that margin.
- » Cincinnati's 33 NCAA Tournament appearances are tied for 12th most in the nation.

2018-19 SCHEDULE/RESULTS

Day/Date	Opponent	TV	Time/Result
Thurs./Nov. 1	Tusculum (Exhibition)	Bearcats TV	W, 68-41
Wed./Nov. 7	Ohio State	ESPN2	L, 56-64
Tues./Nov. 13	North Carolina Central-1	FOX Sports Ohio	W, 73-51
Fri./Nov. 16	Milwaukee	ESPN3	W, 76-64
Mon./Nov. 19	Western Michigan-1	ESPN3	W, 78-52

EMERALD COAST CLASSIC (Niceville, Fla.)

Fri./Nov. 23	vs. George Mason-2	CBS Sports Network	W, 71-55
Sat./Nov. 24	vs. Ole Miss-2	CBS Sports Network	W, 71-57

Tues./Nov. 27	Arkansas-Pine Bluff	FOX Sports Ohio	W, 105-49
Sat./Dec. 1	at UNLV	CBS Sports Network	W, 65-61
Tues./Dec. 4	NKU	FOX Sports Ohio	W, 78-65
Sat./Dec. 8	Xavier-3	ESPN2	W, 62-47
Sat./Dec. 15	at No. 18 Mississippi State	SEC Network	L, 59-70
Wed./Dec. 19	UCLA	ESPN2	W, 93-64
Sat./Dec. 22	South Carolina State	FOX Sports Ohio	W, 77-56
Wed./Jan. 2	Tulane •	CBS Sports Network	W, 93-61
Sat./Jan. 5	at ECU •	CBS Sports Network	L, 71-73
Thurs./Jan. 10	at Tulsa •	ESPN2	[OT] W, 70-65
Sat./Jan. 12	UConn •	ESPN2	[OT] W, 74-72
Tues./Jan. 15	USF •	ESPNNews	W, 82-74
Sat./Jan. 19	at Wichita State •	CBS	W, 66-55
Thurs./Jan. 24	Tulsa •	ESPN2	W, 88-64
Sun./Jan. 27	at Temple •	CBS Sports Network	W, 72-68
Sat./Feb. 2	SMU •	CBS Sports Network	W, 73-68
Thurs./Feb. 7	at Memphis •	ESPN2	W, 69-64
Sun./Feb. 10	at No. 12 Houston •	ESPN	L, 58-65
Sun./Feb. 17	Wichita State •	ESPN	W, 72-62
Thurs./Feb. 21	UCF •	ESPN2	W, 60-55
Sun./Feb. 24	at UConn •	ESPN	W, 64-60
Wed./Feb. 27	at SMU •	CBS Sports Network	W, 52-49
Sat./Mar. 2	Memphis •	ESPNU	W, 71-69
Thurs./Mar. 7	at No. 25 UCF •	ESPN2	L, 55-58
Sun./Mar. 10	No. 12 Houston •	CBS	L, 69-85

AMERICAN CHAMPIONSHIP (MEMPHIS, TENN.)

Fri./Mar. 15	SMU (Qtrts)-4	ESPNU	W, 82-74
Sat./Mar. 16	Wichita State (Semis)-4	ESPN2	W, 66-63
Sun./Mar. 17	No. 11 Houston (Finals)-4	ESPN	W, 69-57

NCAA CHAMPIONSHIP

Fri./Mar. 22	Iowa (1st Rd)-5	CBS	12:15 p.m.
Sun./Mar. 24	Tennessee/Colgate (2nd Rd)-5	CBS/Turner	TBA
Mar. 28-31	Regional Semis & Finals-6	CBS/Turner	TBA
Apr. 6-8	Final Four & Championship-7	CBS/Turner	TBA

Notes: All times listed are Eastern and subject to change. Home games in **boldface**.

(*) - Denotes American Athletic Conference game.

Key: ESPN/ESPN2 or ESPNU/ESPNU - Game times and/or television network information will be announced about two weeks prior.

1-Emerald Coast Classic (campus sites); 2-Emerald Coast Classic (The Arena at Northwest Florida State College); 3-Skyline Chili Crosstown Shootout; 4-American Championship (FedExForum); 5-NCAA Championship First/Second Round in Columbus, Ohio (Nationwide Arena); 6-NCAA Championship Regional in Louisville, Ky. (KFC Yum! Center); 7-NCAA Championship Final Four in Minneapolis, Minn. (U.S. Bank Stadium).

2018-19 CINCINNATI NUMERICAL ROSTER

NO.	NAME	POS.	HT.	WT.	CLASS	EXP.	HOMETOWN/LAST SCHOOL
0	Logan Johnson	G	6-2	175	Fr.	HS	Mountain View, Calif./Saint Francis HS
2	Keith Williams	G	6-5	210	So.	1L	Brooklyn, N.Y./Bishop Loughlin Memorial
3	Justin Jenifer	G	5-10	175	Sr.	3L	Baltimore, Md./Milford Mill Academy
5	Trevor Moore	G	6-5	195	So.	1L	Houston, Texas/South Kent Prep (Conn.)
10	Rashawn Fredericks	G/F	6-5	200	Jr.	Tr.	St. Croix, Virgin Islands/Motlow State CC
11	LaQuill Hardnett	F	6-8	210	Fr.	HS	Philadelphia, Pa./Perry Hall HS
13	Trevon Scott	F	6-8	225	R-Jr.	2L	Townsend, Ga./McIntosh County Academy
15	Cane Broome	G	6-0	165	Sr.	1L	East Hartford, Conn./Sacred Heart
20	Mamoudou Diarra	F	6-9	215	R-Fr.	HS	Bamako, Mali/22 Feet Academy (S.C.)
22	Eliel Nsoseme	F/C	6-9	225	So.	1L	Kinshasa, Congo/RISE Centre Academy (Ontario, Canada)
24	Prince Gillam Toyambi	F	6-7	225	Fr.	HS	Kinshasa, Congo/Fresno HS (Calif.)
31	Sam Martin #	G	5-10	170	So.	1L	Cincinnati, Ohio/Summit Country Day
32	John Koz #	G	6-1	200	Jr.	2L	Cleveland, Ohio/Bay HS
33	Nysier Brooks	C	6-11	240	Jr.	2L	Philadelphia, Pa./Advanced Prep International (Texas)
34	Jarron Cumberland	G	6-5	205	Jr.	2L	Wilmington, Ohio/Wilmington HS

2018-19 CINCINNATI ALPHABETICAL ROSTER

NO.	NAME	POS.	HT.	WT.	CLASS	EXP.	HOMETOWN/LAST SCHOOL
33	Nysier Brooks	C	6-11	240	Jr.	2L	Philadelphia, Pa./Advanced Prep International (Texas)
15	Cane Broome	G	6-0	165	Sr.	1L	East Hartford, Conn./Sacred Heart
34	Jarron Cumberland	G	6-5	205	Jr.	2L	Wilmington, Ohio/Wilmington HS
20	Mamoudou Diarra	F	6-9	215	R-Fr.	HS	Bamako, Mali/22 Feet Academy (S.C.)
10	Rashawn Fredericks	G/F	6-5	200	Jr.	Tr.	St. Croix, Virgin Islands/Motlow State CC
11	LaQuill Hardnett	F	6-8	210	Fr.	HS	Philadelphia, Pa./Perry Hall HS
3	Justin Jenifer	G	5-10	175	Sr.	3L	Baltimore, Md./Milford Mill Academy
0	Logan Johnson	G	6-2	175	Fr.	HS	Mountain View, Calif./Saint Francis HS
32	John Koz #	G	6-1	200	Jr.	2L	Cleveland, Ohio/Bay HS
31	Sam Martin #	G	5-10	170	So.	1L	Cincinnati, Ohio/Summit Country Day
5	Trevor Moore	G	6-5	195	So.	1L	Houston, Texas/South Kent Prep (Conn.)
22	Eliel Nsoseme	F/C	6-9	225	So.	1L	Kinshasa, Congo/RISE Centre Academy (Ontario, Canada)
13	Trevon Scott	F	6-8	225	R-Jr.	2L	Townsend, Ga./McIntosh County Academy
24	Prince Gillam Toyambi	F	6-7	225	Fr.	HS	Kinshasa, Congo/Fresno HS (Calif.)
2	Keith Williams	G	6-5	210	So.	1L	Brooklyn, N.Y./Bishop Loughlin Memorial

- Walk-on

COACHING & SUPPORT STAFF

Head Coach: Mick Cronin (13th season at UC; 16th season overall)
Associate Head Coach: Darren Savino
Assistant Coaches: Antwon Jackson, Greg Youncofski
Assistant to the Head Coach: Mark Berger
Director of Student-Athlete Development: T.J. Wolf
Program Assistant: JaQuon Parker

Senior Associate AD/Medical Services: Bob Mangine
Director of Sports Performance: Mike Rehfeldt
Assistant Director of Equipment: Andy Frigge

PRONUNCIATION

NYSIER Brooks	nah-SEER
JARRON Cumberland	JAIR-in
MAMOUDOU DIARRA	MAMA-doo DEE-are-eh
John KOZ	rhymes with nose
ELIEL NSOSEME	A-lee-el SO-sem-may
TREVON Scott	TREY-vaughn
Prince Gillam TOYAMBI	toy-YAHM-bee

ROSTER INFORMATION

By State/Country

California	(1) Logan Johnson
Connecticut	(1) Cane Broome
Democratic Republic of Congo	(2) Eliel Nsoseme, Prince Gillam Toyambi
Georgia	(1) Trevon Scott
Mali	(1) Mamoudou Diarra
Maryland	(1) Justin Jenifer
New York	(1) Keith Williams
Ohio	(3) Jarron Cumberland, John Koz, Sam Martin
Pennsylvania	(2) Nysier Brooks, LaQuill Hardnett
Texas	(1) Trevor Moore
Virgin Islands	(1) Rashawn Fredericks

By Class

True Freshmen	(3) LaQuill Hardnett, Logan Johnson, Prince Gillam Toyambi
R-Freshmen	(1) Mamoudou Diarra
Sophomores	(4) Sam Martin, Trevor Moore, Eliel Nsoseme, Keith Williams
Juniors	(4) Nysier Brooks, Jarron Cumberland, Rashawn Fredericks, John Koz
R-Juniors	(1) Trevon Scott
Seniors	(2) Cane Broome, Justin Jenifer

By Height

6-11	(1) Nysier Brooks
6-9	(2) Mamoudou Diarra, Eliel Nsoseme
6-8	(2) LaQuill Hardnett, Trevon Scott
6-7	(1) Prince Gillam Toyambi
6-5	(4) Jarron Cumberland, Rashawn Fredericks, Trevor Moore, Keith Williams
6-2	(1) Logan Johnson
6-1	(1) John Koz
6-0	(1) Cane Broome
5-10	(2) Justin Jenifer, Sam Martin

CINCINNATI QUICK FACTS

GENERAL INFORMATION

Location	Cincinnati, Ohio 45221
Founded	1819
Enrollment	45,949
Nickname	Bearcats
Colors	Red (PMS: 186) and Black
Arena (Capacity)	Fifth Third Arena (12,012)
Affiliation	NCAA Division I
Conference	American
President	Dr. Neville G. Pinto
Director of Athletics	Mike Bohn
Faculty Representative	Dr. David M. Szymanski
Department of Athletics Phone	(513) 556-4603
Athletics Ticket Office Phone	(877) CATS-TIX

ATHLETIC COMMUNICATIONS

Asst. AD/Primary Basketball Contact	Andre Foushee
Office/Cell Phone	(513) 556-5182/(859) 797-7871
Email Address	Andre.Foushee@uc.edu
Assoc. Director/Secondary Basketball Contact	Alex Ryan
Office/Cell Phone	513-556-0618/(513) 623-9992
Email Address	Alex.Ryan@uc.edu
Press Row Phone	(513) 556-3800
Website	GoBearcats.com
Twitter, Facebook, Instagram	@GoBearcatsMBB or GoBearcatsMBB

BASKETBALL STAFF

Head Coach	Mick Cronin (Cincinnati 1997)
Basketball Office Phone	(513) 556-5847
Associate Head Coach	Darren Savino (Jersey City 1994)
Assistant Coach	Antwon Jackson (Pikeville College 1993)
Assistant Coach	Greg Youncofski (2013)
Assistant to the Head Coach	Mark Berger (Cincinnati 2001)
Dir. of Student-Athlete Development	T.J. Wolf (Murray State 2007)
Program Assistant	JaQuon Parker (Cincinnati 2014)
Student Assistant	DerMarr Johnson
Sr. Assoc. AD/Medical Services	Bob Mangine (Pittsburgh 1973)
Dir. of Sports Performance	Mike Rehfeldt (St. Cloud St. 2005)

HISTORY

First year of basketball	1901-02
All-time record	1,816-1,014 (.642)
NCAA appearances/last	32/2018
All-time record	46-31 (.597)
National Championships	2/1961, 1962
Final Four appearances/last	6/1992
Elite Eight appearances/last	8/1996
Sweet 16 appearances/last	10/2012
Conference Regular-Season Championships/last	19/2018
Conference Tournament Championships/last	21/2018
Postseason NIT appearances/last	10/2010
All-time record	8-10 (.444)

TEAM INFORMATION

2017-18 Record	31-5
American Athletic Conference Record	16-2 (1st)
Starters returning/lost	2/3
Letterwinners returning/lost	11/4
Newcomers	4
Percentage of points returning	50.3 percent (1,345 of 2,674)
Percentage of rebounds returning	47.1 percent (607 of 1,289)
Percentage of assists returning	64.4 percent (367 of 570)



CINCINNATI IN THE NCAA CHAMPIONSHIP

- » Cincinnati is making its 33rd overall appearance in the NCAA Tournament, ninth consecutive and 23rd in the past 28 seasons. UC has compiled a 46-31 record on the way to winning two National Championships (1961 & 1962), making eight regional finals (1959-63, 1992-93, 1996) and six Final Fours (1959-63, 1992).
- » The Bearcats are one of six schools with nine-straight NCAA Tournament appearances (Duke, Gonzaga, Kansas, Michigan State and North Carolina).
- » Mick Cronin is one of six coaches to take his team to the NCAA Tournament in each of the last eight years, joining Mark Few (Gonzaga), Tom Izzo (Michigan State), Mike Krzyzewski (Duke), Bill Self (Kansas) and Roy Williams (North Carolina).
- » Cincinnati's current streak of nine consecutive NCAA Tournament appearances is the second longest in school history. Bob Huggins took UC to 14 consecutive tournaments from 1992-2005.
- » Cronin is 6-8 in the NCAA Tournament with Cincinnati. He was 0-2 in two trips with Murray State (2004 & 2006).
- » Senior Justin Jenifer joins former Bearcats Gary Clark (2015-18), Troy Caupain (2014-17), Kevin Johnson (2014-17), Shaq Thomas (2013-2016), Jermaine Sanders (2012-2015), Sean Kilpatrick (2011-2014) and Justin Jackson (2011-2014) as Cronin-coached players to participate in four NCAA Tournaments during their careers.
- » Cincinnati is one of only five programs in the nation to play in three consecutive NCAA title games (1961-63), joining Ohio State (1960-62), UCLA (1967-73), Duke (1990-92) and Kentucky (1996-98). The Bearcats won the crown in 1961 and 1962 and were second in 1963.

TOURNAMENT TIP INS

- » Cincinnati is a No. 7 seed for the first time since 2005, also the last time they played Iowa. UC has been a No. 7 seed twice in its postseason history and holds a 2-2 overall record.
- » This marks the third-straight year UC has been slotted into the south region and the fifth time overall. The Bearcats have an all-time mark of 6-4 in south and southeast region games. UC made an Elite Eight run in 1996 out of the southeast region.
- » The opening-round site at Nationwide Arena sits only 90 minutes from Fifth Third Arena. The Bearcats opened the 2018-19 season with a loss to Ohio State in the Buckeyes first trip to Cincinnati since 1920. UC hasn't played in Columbus since a 1924 win at Otterbein. The Bearcats football and men's basketball teams are scheduled to play in Columbus during the 2019-20 season, the first time that has happened since 1912.
- » It marks the first time since 2004 that UC has played an NCAA Tournament game in the state of Ohio. That year the Bearcats were a four seed and defeated East Tennessee State (80-77) before falling to Illinois (92-68). Both games were played in Columbus, Ohio.
- » It marks the second consecutive NCAA Tournament that Cincinnati hasn't been shipped out west after playing in Sacramento, Calif. (2,229 miles) in 2017 and Spokane, Wash. (2,050 miles) in 2015 and 2016. Last year, the Bearcats were a No. 2 seed in Nashville, Tenn.
- » Cincinnati's last run to the Final Four came in 1992 in Minneapolis, Minn., where the Bearcats fell to Chris Webber and the Michigan Wolverines 76-72 in the national semifinals. That Bearcats squad also started their tournament run in Ohio (Dayton).

UC'S NCAA CHAMPIONSHIP RESULTS

1958	1-1	Midwest Regional—3rd place
1959	3-1	Midwest Regional—Champs
		Final Four—3rd place
1960	3-1	Midwest Regional—Champs
		Final Four—3rd place
1961	4-0	Midwest Regional—Champs
		Final Four—National Champs
1962	4-0	Midwest Regional—Champs
		Final Four—National Champs
1963	3-1	Midwest Regional—Champs
		Final Four—Runner-Up
1966	0-2	Midwest Regional—4th place
1975	2-1	Midwest Regional—3rd place
1976	0-1	Midwest Pre-Regional
1977	0-1	Midwest Pre-Regional
1992	4-1	Midwest Regional (No. 4 seed)
		Regional Champs
		Final Four—Semifinalist
1993	3-1	East Regional (No. 2 seed)
		Regional Runner-up
1994	0-1	West Regional (No. 8 seed)
1995	1-1	West Regional (No. 7 seed)
1996	3-1	Southeast Regional (No. 2 seed)
		Regional Runner-up
1997	1-1	Midwest Regional (No. 3 seed)
1998	1-1	West Regional (No. 2 seed)
1999	1-1	East Regional (No. 3 seed)
2000	1-1	South Regional (No. 2 seed)
2001	2-1	West Regional (No. 5 seed)
2002	1-1	West Regional (No. 1 seed)
2003	0-1	West Regional (No. 8 seed)
2004	1-1	Atlanta Regional (No. 4 seed)
2005	1-1	Austin Regional (No. 7 seed)
2011	1-1	West Regional (No. 6 seed)
2012	2-1	East Regional (No. 6 seed)
2013	0-1	Midwest Regional (No. 10 seed)
2014	0-1	East Regional (No. 5 seed)
2015	1-1	Midwest Regional (No. 8 seed)
2016	0-1	West Regional (No. 9 seed)
2017	1-1	South Regional (No. 6 seed)
2018	1-1	South Regional (No. 2 seed)

UC AT THE NCAA CHAMPIONSHIP

Previous Appearances: 32

Record: 46-31 (.597)

8 Elite Eight Appearances (1959-63, 1992, 1993, 1996)

6 Final Four Appearances (1959-63, 1992)

2 National Championships (1961, 1962)

RECORD BY REGION

Atlanta Regional: 1-1

East Regional: 6-4

South Regional: 3-3

West Regional: 6-8

Austin Regional: 1-1

Midwest Region: 26-13

Southeast Regional: 3-1

RECORD BY SEED

No. 1 seed: 1-1

No. 3 seed: 6-3

No. 5 seed: 2-2

No. 7 seed: 2-2

No. 9 seed: 0-1

No. 2 seed: 9-5

No. 4 seed: 1-1

No. 6 seed: 4-3

No. 8 seed: 1-3

No. 10 seed: 0-1

RECORD BY LOCATION

Anaheim, Calif.: 0-1

Boise, Idaho: 1-1

Columbus, Ohio: 1-1

East Rutherford, N.J.: 1-1

Kansas City, Mo.: 2-0

Lawrence, Kan.: 7-1

Louisville, Ky.: 5-3

Manhattan, Kan.: 2-0

Nashville, Tenn.: 4-2

Omaha, Neb.: 0-1

Pittsburgh, Pa.: 1-1

Sacramento, Calif.: 1-1

San Diego, Calif.: 2-0

Spokane, Wash.: 0-2

Washington, D.C.: 1-1

Auburn Hills, Mich.: 1-1

Boston, Mass.: 1-2

Dayton, Ohio: 2-0

Indianapolis, Ind.: 1-1

Las Cruces, N.M.: 1-1

Lexington, Ky.: 1-1

Lubbock, Texas: 1-2

Minneapolis, Minn.: 0-1

Ogden, Utah: 0-1

Orlando, Fla.: 2-0

Philadelphia, Pa.: 0-1

Salt Lake City, Utah: 1-2

San Francisco, Calif.: 1-1

Syracuse, N.Y.: 2-0

TEAM SINGLE-GAME RECORDS

Points	101	v. UCLA, 2002
FG	43	v. DePaul, 1960
FGA	80	v. UCLA, 2002
FG Pct.	.628	v. Kansas State, 2017
3-FG	15	v. Connecticut, 1995
3-FGA	32	v. East Tenn. St., 2004
3-FG Pct	.579	v. Brigham Young, 2001
FT	27	v. Arkansas, 1958
FTA	39	v. Oregon State, 1963
FT Pct.	.900	v. Temple, 1996
Assists	24	v. Louisville, 1959
Rebounds	68	v. Texas Tech, 1961

INDIVIDUAL SINGLE-GAME RECORDS

Points	56	Oscar Robertson v. Arkansas, 1958
FG	21	Oscar Robertson v. Arkansas, 1958
FGA	36	Oscar Robertson v. Arkansas, 1958
3-FG	6	Nick Van Exel v. N. Carolina, 1993
3-FGA	14	Nick Van Exel v. N. Carolina, 1993
FT	14	Oscar Robertson v. Arkansas, 1958
FTA	19	Oscar Robertson v. Louisville, 1959
Assists	9	Oscar Robertson v. California, 1959
		Damon Flint v. Butler, 1997
Rebounds	20	Mike Franklin v. Notre Dame, 1975

CINCINNATI IN THE NCAA TOURNAMENT

CINCINNATI'S ALL-TIME RESULTS AT THE NCAA CHAMPIONSHIP

2018 -- Final Record: 31-5 -- Seed: No. 2

Head Coach: Mick Cronin

Captain: Gary Clark, Kyle Washington

South Regional (Nashville, Tenn.)

M16	Georgia State	W	68-53
M18	Nevada	L	73-75

2017 -- Final Record: 30-6 -- Seed: No. 6

Head Coach: Mick Cronin

Captain: Troy Caupain, Kevin Johnson

South Regional (Sacramento, Calif.)

M 17	Kansas State	W	75-61
M19	UCLA	L	67-79

2016 -- Final Record: 22-11 -- Seed: No. 9

Head Coach: Mick Cronin

Captain: Shaq Thomas, Octavius Ellis

West Regional (Spokane, Wash.)

M 18	Saint Joseph's	L	76-78
------	----------------	---	-------

2015 -- Final Record: 23-11 -- Seed: No. 8

Head Coach: Mick Cronin (led by Larry Davis)

Captain: Jermaine Sanders

Midwest Regional (Louisville, Ky.)

M 19	Purdue	W-ot	66-65
M 21	Kentucky	L	51-64

2014 -- Final Record: 27-7 -- Seed: No. 5

Head Coach: Mick Cronin

Captains: Justin Jackson, Sean Kilpatrick, Titus Rubles

East Regional (Spokane, Wash.)

M 20	Harvard	L	57-61
------	---------	---	-------

2013 -- Final Record: 22-12 -- Seed: No. 10

Head Coach: Mick Cronin

Captains: Cashmere Wright, JaQuon Parker

Midwest Regional (Philadelphia, Pa.)

M 22	Creighton	L	63-67
------	-----------	---	-------

2012 -- Final Record: 26-11 -- Seed: No. 6

Head Coach: Mick Cronin

Captains: Yancy Gates, Dion Dixon

East Regional (Nashville, Tenn.)

M 16	Texas	W	65-59
M 18	Florida State	W	62-56

East Regional Semifinal (Boston, Mass.)

M22	Ohio State	L	66-81
-----	------------	---	-------

2011 -- Final Record: 26-9 -- Seed: No. 6

Head Coach: Mick Cronin

Captains: Rashad Bishop, Larry Davis, Ibrahima Thomas, Eddie Tyree, Darnell Wilks

West Regional (Washington, D.C.)

M 17	Missouri	W	78-63
M 19	Connecticut	L	58-69

2005 -- Final Record: 25-8 -- Seed: No. 7

Head Coach: Bob Huggins

Captains: Jason Maxiell, Nick Williams

Austin Regional (Indianapolis, Ind.)

M 17	Iowa	W	76-64
M 19	Kentucky	L	60-69

2004 -- Final Record: 25-7 -- Seed: No. 4

Head Coach: Bob Huggins

Captains: Jason Maxiell, Field Williams

Atlanta Regional (Columbus, Ohio)

M 19	East Tennessee St.	W	80-77
M 21	Illinois	L	68-92

2003 -- Final Record: 17-12 -- Seed: No. 8

Head Coach: Bob Huggins

Captain: Leonard Stokes

West Regional (Salt Lake City, Utah)

M 20	Gonzaga	L	69-74
------	---------	---	-------

2002 -- Final Record: 31-4 -- Seed: No. 1

Head Coach: Bob Huggins

Captains: Steve Logan, Immanuel McElroy

West Regional (Pittsburgh, Pa.)

M 15	Boston University	W	90-52
M 17	UCLA	L-ot	101-105

2001 -- Final Record: 25-10 -- Seed: No. 5

Head Coach: Bob Huggins

Captains: Steve Logan, Kenny Satterfield

West Regional (San Diego, Calif.)

M 15	Brigham Young	W	84-59
M 17	Kent State	W	66-43

West Regional Semifinals (Anaheim, Calif.)

M 22	Stanford	L	65-78
------	----------	---	-------

2000 -- Final Record: 29-4 -- Seed: No. 2

Head Coach: Bob Huggins

Captains: Kenyon Martin, Pete Mickeal

South Regional (Nashville, Tenn.)

M 17	UNC Wilmington	W	64-47
M 19	Tulsa	L	61-69

1999 -- Final Record: 27-6 -- Seed: No. 3

Head Coach: Bob Huggins

Captains: Melvin Levett, Kenyon Martin

East Regional (Boston, Mass.)

M 12	George Mason	W	72-48
M 14	Temple	L	54-64

1998 -- Final Record: 27-6 -- Seed: No. 2

Head Coach: Bob Huggins

Captains: D'Juan Baker, Bobby Brannen

West Regional (Boise, Idaho)

M 12	Northern Arizona	W	65-62
M 14	West Virginia	L	74-75

1997 -- Final Record: 26-8 -- Seed: No. 3

Head Coach: Bob Huggins

Captains: Darnell Burton, Damon Flint, Danny Fortson

Midwest Regional (Auburn Hills, Mich.)

M 13	Butler	W	86-69
M 15	Iowa State	L	66-67

1996 -- Final Record: 27-4 -- Seed: No. 2

Head Coach: Bob Huggins

Captain: Keith Gregor

Southeast Regional (Orlando, Fla.)

M 15	UNC Greensboro	W	66-61
M 17	Temple	W	78-65

Southeast Regional Finals (Lexington, Ky.)

M 22	Georgia Tech	W	87-70
M 24	Mississippi State	L	63-73

1995 -- Final Record: 23-11 -- Seed: No. 7

Head Coach: Bob Huggins

Captains: Curtis Bostic, LaZelle Durden, Keith Gregor

West Regional (Salt Lake City, Utah)

M 16	Temple	W	77-71
M 18	Connecticut	L	91-96

1994 -- Final Record: 22-10 -- Seed: No. 8

Head Coach: Bob Huggins

Captains: Curtis Bostic, Keith Gregor

West Regional (Ogden, Utah)

M 17	Wisconsin	L	72-80
------	-----------	---	-------

1993 -- Final Record: 27-5 -- Seed: No. 2

Head Coach: Bob Huggins

Captains: Tarrance Gibson, Terry Nelson

East Regional (Syracuse, N.Y.)

M 19	Coppin State	W	93-66
M 21	New Mexico State	W	92-55

East Regional Finals (East Rutherford, N.J.)

M 26	Virginia	W	71-54
M 28	North Carolina	L-ot	68-75

1992 -- Final Record: 29-5 -- Seed: No. 3

NCAA Final Four

Head Coach: Bob Huggins

Captains: Anthony Buford, Herb Jones, Mike Reicheneker

Midwest Regional (Dayton, Ohio)

M 20	Delaware	W	85-47
M 22	Michigan State	W	77-65

Midwest Regional Finals (Kansas City, Mo.)

M 27	Texas-El Paso	W	69-67
M 29	Memphis State	W	88-57

Final Four (Minneapolis, Minn.)

A 4	Michigan	L	72-76
-----	----------	---	-------

1977 -- Final Record: 25-5

Head Coach: Gale Catlett

Captain: Gary Yoder

Midwest Regional (Omaha, Neb.)

M 12	Marquette	L	51-66
------	-----------	---	-------

1976 -- Final Record: 25-6

Head Coach: Gale Catlett

Captains: Mike Artis, Garry Kamstra, Hal Ward

Midwest Regional (Lawrence, Kan.)

M 13	Notre Dame	L	78-79
------	------------	---	-------

1975 -- Final Record: 23-6

Head Coach: Gale Catlett

Captain: Steve Collier

Midwest Regional (Lubbock, Texas)

M 15	Texas A&M	W	87-79
------	-----------	---	-------

Midwest Regional Finals (Las Cruces, N.M.)

M 20	Louisville	L	63-78
M 22	Notre Dame	W	95-87

1966 -- Final Record: 21-7

Head Coach: Tay Baker

Captain: Don Rolfes

Midwest Regional (Lubbock, Texas)

M 11	Texas-El Paso	L-ot	76-78
M 12	So. Methodist	L	84-89

1963 -- Final Record: 26-2

NCAA Runner-Up

Head Coach: Ed Jucker

Captain: Tony Yates

Midwest Regional (Lawrence, Kan.)

M 15	Texas	W	73-68
M 16	Colorado	W	67-60

Final Four (Louisville, Ky.)

M 22	Oregon State	W	80-46
M 23	Loyola (IL)	L-ot	58-60

1962 -- Final Record: 29-2

NCAA Champions

Head Coach: Ed Jucker

Captain: Paul Hogue

Midwest Regional (Manhattan, Kan.)

M 16	Creighton	W	66-46
M 17	Colorado	W	73-46

Final Four (Louisville, Ky.)

M 23	UCLA	W	72-70
M 24	Ohio State	W	71-59

1961 -- Final Record: 27-3

NCAA Champions

Head Coach: Ed Jucker

Captains: Bob Weisenhahn, Carl Bouldin

Midwest Regional (Lawrence, Kan.)

M 17	Texas Tech	W	78-55
M 18	Kansas State	W	69-64

Final Four (Kansas City, Mo.)

M 24	Utah	W	82-67
M 25	Ohio State	W-ot	70-65

1960 -- Final Record: 28-2

NCAA Final Four

Head Coach: George Smith

Captains: Oscar Robertson, Ralph Davis

Midwest Regional (Manhattan, Kan.)

M 11	DePaul	W	99-59
M 12	Kansas	W	82-71

Final Four (San Francisco, Calif.)

M 18	California	L	69-77
M 19	New York U.	W	95-71

1959 -- Final Record: 26-4

NCAA Final Four

Head Coach: George Smith

Captains: Oscar Robertson, Mike Mendenhall

Midwest Regional (Lawrence, Kan.)

M 13	Texas Christian	W	77-73
M 14	Kansas State	W	85-75

Final Four (Louisville, Ky.)

M 20	California	L	58-64
M 21	Louisville	W	98-85

1958 -- Final Record: 25-3

Head Coach: George Smith

Captains: Connie Dierking, Wayne Stevens

Midwest Regional (Lawrence, Kan.)

M 14	Kansas State	L-ot	80-83
M 15	Arkansas	W	97-62

PREVIEWING THE GAME

- » The University of Cincinnati men's basketball team returns to the NCAA Championship for the ninth consecutive season with a first-round game against Iowa on Friday, March 22 at Nationwide Arena in Columbus, Ohio.
- » The game tips at 12:15 p.m. ET on CBS and 700 WLW.
- » UC (28-6) is the No. 7 seed in the South Region while the No. 10 seed is Iowa (22-11). No. 2 Tennessee (29-5) and No. 14 Colgate (24-10) are the other South Region teams playing in Columbus.
- » The Bearcats are coming off a 69-57 win over No. 11 Houston on Sunday in the title game of the American Championship. Jarron Cumberland set an AAC Tournament championship game record, scoring 33 points on 11-of-24 shooting to earn tournament MVP accolades.
- » It marked Cincinnati's first back-to-back conference tournament titles since 1995 (Great Midwest Conference) and 1996 (Conference USA).
- » Iowa is coming off a 74-53 loss to No. 10 Michigan on Friday in the Big Ten Tournament quarterfinals. Tyler Cook and Luka Garza scored 14 points each to lead the Hawkeyes.
- » Cincinnati leads the Iowa series 6-2 overall, including a 76-64 victory in the first round of the 2005 NCAA Tournament in Indianapolis, Ind.

SCOUTING IOWA

- » Iowa, the 10-seed in the South Region, enters the tournament with an overall record of 22-11 and a 10-10 mark in the Big Ten. The Hawkeyes lost to Michigan, 74-53, in the Big Ten Tournament quarterfinals.
- » The Hawkeyes earned their 26th appearance in the NCAA Tournament and their first Big Dance since the 2015-16 season when they were the seven-seed in the South Region. Iowa is a three-time Final Four participant (1955, 1956 and 1980) and holds an all-time record of 29-27.
- » Head Coach Fran McCaffery will be guiding his Hawkeyes into the Big Dance for the fourth time in nine years in Iowa City and his ninth time overall after guiding Lehigh (1), UNC Greensboro (1) and Siena (3) previously.
- » 22-11 overall, 10-10 Big Ten
- » Conference regular season finish: 6th
- » Conference tournament finish: Quarterfinals; Defeated (11) Illinois, 83-62; Lost to (3) Michigan, 74-53
- » Qualified to NCAA: at-large selection (#10)
- » NCAA Tournament history: 26th year (29-27)
- » **Statistical Leaders**
- » Scorer: Tyler Cook (15.0)
- » Rebounder: Tyler Cook (8.0)
- » Assists: Jordan Bohannon (3.4)
- » Steals: Nicholas Baer (1.0)
- » Blocks: Nicholas Baer (1.1)
- » Three-point Shooting: Joe Wieskamp (.422)
- » **Postseason Awards**
- » Tyler Cook: USBWA All-District VI; All-Big Ten Second Team (media), All-Big Ten Third Team (coaches)
- » Jordan Bohannon: All-Big Ten Third Team (coaches), All-Big Ten Honorable Mention (media)
- » Luka Garza: All-Big Ten Honorable Mention (media)
- » Joe Wieskamp: All-Big Ten Freshman Team (coaches)
- » **Series Notes**
- » All-time record vs. Iowa: 6-2
- » Last meeting: W, 76-64 (3/17/05)
- » NCAA Tournament record vs. Iowa: 1-0
- » Last NCAA meeting: Cincinnati won 76-64 (3/17/05)
- » Cronin vs. Iowa: 0-0

SCOUTING TENNESSEE

- » Tennessee, the two-seed in the South Region, enters the tournament with a 29-5 record and a 15-3 mark in the Southeastern Conference. The Volunteers lost to Auburn, 84-64, on Sunday in the championship game of the 2019 SEC Men's Basketball Tournament in Nashville, Tenn.
- » The Volunteers earned their 22nd appearance in the Big Dance and their second in as many years with this year's selection. UT is 20-22 overall and has reached the Elite Eight once (2010).
- » Head Coach Rick Barnes is set to lead the Volunteers to the Big Dance for the second time in his four years in Knoxville and his 24th career time after leading Province (3), Clemson (3) and Texas (16) previously.
- » 29-5 overall, 15-3 SEC
- » Conference regular season finish: T-2nd
- » Conference tournament finish: Runners-Up; Defeated Mississippi State (6), 83-76; Defeated Kentucky (2), 82-78, Lost to Auburn (5), 84-64
- » Qualified to NCAA: at-large selection (#2)
- » NCAA Tournament history: 22nd year (20-22)
- » **Statistical Leaders**
- » Scorer: Grant Williams (19.0)
- » Rebounder: Grant Williams (7.6)
- » Assists: Jordan Bone (6.0)
- » Steals: Lamonte Turner (1.2)
- » Blocks: Kyle Alexander (1.7)
- » Three-point Shooting: Admiral Schofield (.411)
- » **Postseason Awards**
- » Grant Williams: All-American (Sporting News); All-American Second Team (NBCSports.com); SEC Player of the Year (AP & coaches); All-SEC First Team (AP & coaches); USBWA District IV Player of the Year
- » Admiral Schofield: All-SEC First Team (coaches); All-SEC Second Team (AP); SEC All-Tournament Team
- » Jordan Bone: All-SEC Second Team (AP & coaches)
- » Rick Barnes: USBWA District IV Coach of the Year
- » **Series Notes**
- » All-time record vs. Tennessee: 5-1
- » Last meeting: Cincinnati won 79-58 (1/4/93)
- » NCAA Tournament record vs. Tennessee: 0-0
- » Cronin vs. Tennessee: 0-1

SCOUTING COLGATE

- » Colgate, the 15-seed in the South Region, enters the tournament with a 24-10 overall record and was 13-5 in the Patriot League and won the Patriot League Tournament, defeating fellow regular season co-champion Bucknell, 94-80, in the final.
- » The Raiders are making just their third all-time appearance in the Big Dance and their first since the 1995-96 season, the second of back-to-back appearances. Colgate lost in the opening round each year, falling to Kansas and UConn, respectively.
- » Head Coach Matt Langel is guiding the Raiders to the NCAA Tournament of the first time in his eight seasons with the program. He is no stranger to the tournament, however, as he served as an assistant coach on teams from Penn (2) and Temple (4) that made the NCAA field.
- » 24-10 overall, 13-5 Patriot League
- » Conference regular season finish: T-1st
- » Conference tournament finish: Champions; Defeated Boston University (8), 81-69; Defeated Navy (5), 80-70; Defeated Bucknell (2), 94-80

- » Qualified to NCAA: automatic berth (#15)
- » NCAA Tournament history: 3rd year (0-2)
- » **Statistical Leaders**
- » Scorer: Rapolas Ivanauskas (16.4)
- » Rebounder: Rapolas Ivanauskas (7.9)
- » Assists: Jordan Burns (5.8)
- » Steals: Jordan Burns (1.2)
- » Blocks: Dana Batt (0.9)
- » Three-point Shooting: Rapolas Ivanauskas (.434)
- » **Postseason Awards**
- » Rapolas Ivanauskas: Patriot League Player of the Year; First Team All-Patriot League; Patriot League All-Tournament Team
- » Tucker Richardson: Patriot League Rookie of the Year; Patriot League All-Rookie Team
- » Jordan Burns: Second Team All-Patriot League; Patriot League Tournament MVP; Patriot League All-Tourney Team
- » Will Rayman: Second Team All-Patriot League; Patriot League All-Defensive Team; Patriot League All-Tournament Team
- » Matt Langel: Patriot League Coach of the Year
- » **Series Notes**
- » All-time record vs. Colgate: 0-0
- » Last meeting: n/a
- » NCAA Tournament record vs. Colgate: 0-0
- » Last meeting: n/a
- » Cronin vs. Colgate: 0-0

LOOKING BACK AT THE AAC CHAMPIONSHIP WIN OVER HOUSTON

- » MEMPHIS, Tenn. (AP) - With conference player of the year Jarron Cumberland running the show, No. 24 Cincinnati pulled away to win its second American Athletic Conference Tournament.
- » Cumberland had 33 points and eight rebounds as No. 24 Cincinnati won its second straight AAC tournament title, defeating No. 11 Houston 69-57 on Sunday.
- » Cane Broome finished with 15 points and Trevon Scott added 12 for Cincinnati (28-6), who had lost to Houston twice during the regular season, including 85-69 March 10 at Cincinnati. This time was different as the Bearcats shut down Houston's offense.
- » In the second half, Houston shot a mere 27.8 percent, including making 3 of 18 from 3-point range. That provided Cincinnati, the tournament's No. 2 seed, the opportunity to build a double-digit lead -- a margin that reached 15 three times in the final seven minutes.
- » Armoni Brooks led Houston (31-3) with 17 points and Corey Davis added 12 for the Cougars, who were the tournament's top seed.
- » While the Bearcat defense stifled Houston shooting in the second half, Cincinnati put the ball in the hands of Cumberland, voted the tournament's most valuable player, and he responded with 20 second-half points. Cumberland made 7 of 14 shots after halftime and also was 6 of 9 from the free throw line.



GOLDEN STATE MAKES EVANS A FIRST-ROUND PICK IN 2018 NBA DRAFT

- » Jacob Evans III was taken by the Golden State Warriors as the 28th pick in the first round of the 2018 NBA draft.
- » Evans became the 57th player in Cincinnati history chosen in the draft and the first since Lance Stephenson was selected by the Indiana Pacers as the 40th pick in the second round of the 2010 draft.
- » Evans was the first Bearcat drafted in the opening round since Jason Maxiell was chosen by the Detroit Pistons as the 26th pick overall in the 2005 draft.

BEARCATS IN THE NBA

FORMER UC PLAYER (YEARS)	NBA TEAM (YRS IN NBA)
Troy Caupain (2014-17)	Orlando Magic (First Year)*
Gary Clark (2015-18)	Houston Rockets (First Year)
Jacob Evans (2016-18)	Golden State Warriors (First Year)
Lance Stephenson (2010)	L.A. Lakers (Ninth Year)

*-Currently on a two-way contract with organization.

UNIVERSITY BICENTENNIAL



BOLDLY BEARCAT BICENTENNIAL

- » The University of Cincinnati celebrates its 200th anniversary in 2018-19.
- » UC is the 18th-oldest public institution in the United States and traces its origins to the founding of the Medical College of Ohio and Cincinnati College in 1819.
- » Reaching the historic milestone puts UC in prestigious company of other pioneering and enduring institutions. Home of the first cooperative education program, the nation's first teaching hospital, the oral polio vaccine, and the first antihistamine, it is rooted in innovation, grit, and tenacity to learn more, to be more and to do more.
- » Join UC as we mark this historic milestone of our first 200 years that have paved the way for our future, as we show the world that UC will lead urban public universities into a new era of innovation and impact.

CUMBERLAND NAMED MVP; SCOTT TABBED TO ALL-TOURNAMENT TEAM

- » Jarron Cumberland earned tournament MVP honors at the Air Force Reserve American Championship last week, averaging 23.3 points, 6.0 and 4.3 assists. He scored 26 points with eight assists against SMU (3/15) in the quarterfinals and set an AAC Tournament championship game record, posting 33 points on 11-of-24 shooting against No. 11 Houston on Sunday.
- » Trevon Scott was named to the all-tournament team after averaging 13.7 points and a team-high 9.3 rebounds during the event. Scott posted a double-double against SMU in the quarterfinals, tallying 17 points and a game-high 12 rebounds.

CUMBERLAND: AAC PLAYER OF THE YEAR & UNANIMOUS FIRST TEAM ALL-AAC

- » UC junior guard Jarron Cumberland was named the 2018-19 American Athletic Conference Player of the Year and was tabbed a unanimous first-team All-AAC selection by the league's coaches on March 13.
- » It marks the second consecutive year a Bearcat has received the league's top honor (Gary Clark in 2017-18) and the first time Cincinnati has won a conference player of the year honor in back-to-back seasons since Steve Logan in 2001 and 2002 (Conference USA).
- » Cumberland was one of three players in the league to earn unanimous first-team All-AAC honors along with Cory Davis Jr. of Houston and Jeremiah Martin of Memphis. The other first-team honorees were Temple's Shizz Alston Jr. and UCF's B.J. Taylor.
- » It marks the second consecutive season and third time in the league's six years that a Bearcat was tabbed a unanimous first-team all-league selection. UC All-Americans Gary Clark (2018) and Sean Kilpatrick (2014) also earned the distinction.
- » As a freshman, Cumberland was named to The American's All-Rookie Team and was the AAC's Co-Sixth Man of the Year in 2016-17.

TIP INS

- » **STRETCH OF REMARKABLE SUCCESS:** Cincinnati's 89 wins since the start of 2016-17 are the most in any three-year stretch in school history. The previous high was 85 wins compiled from 2000-2002.
- » **28 WINS AGAIN:** Cincinnati (30, 31, 28) enters the NCAA Tournament as one of four schools to win at least 28 games each of the past three seasons along with Gonzaga (37, 32, 30), Duke (28, 29, 29) and Nevada (28, 29, 29). The Bearcats have won at least 26 games in six of their last nine campaigns.
- » **FIVE POINTS OR LESS:** Cincinnati is 11-2 this season in games decided by five points or less. Eleven conference games were decided within that margin. The Bearcats led the nation in scoring margin (+16.7) a year ago.
- » **COMEBACK CATS:** Cincinnati's 82-74 win over SMU Friday marked the seventh time this season the Bearcats have rallied from a deficit of eight or more points to earn a win. SMU led 29-21 at 7:37 in the first half.
- » **PERFECT JENIFER:** Cincinnati senior guard Justin Jenifer was perfect from the field against SMU in the quarterfinals, making all six attempts, including a 5-of-5 effort from three-point range. It marked only the fourth time in school history that a Bearcat shot 100 percent from long range (with a minimum of five attempts) and the first occasion since Sean Kilpatrick went 5 for 5 against Wright State in 2010-11.
- » **JUST WIN BABY:** Jenifer ranks among the winningest Bearcats in school history. Entering the NCAA Tournament, Jenifer has played in 107 victories during his UC career, second most at Cincinnati behind only Steve Logan (111 from 1999-2002).
- » **NATIONAL STATS:** Entering the NCAA Tournament, Cincinnati ranks among the nation's Top 30 in scoring defense (12th at 62.2), win-loss percentage (13th at .824), turnovers per game (18th at 10.5), offensive rebounds per game (20th at 12.82), total blocks (26th at 153), turnover margin (29th at +3.1) and rebound margin (30th at +5.2).
- » **AWAY FROM HOME:** Cincinnati is 25-9 (.758) in true road games and 40-13 (.755) in all non-home games (road and neutral site) since the start of the 2016-17 season.
- » Cincinnati finished 7-4 on the road this season, including a 6-3 mark in league road games. The Bearcats are 5-0 in neutral site games in 2018-19.
- » **MAKING UGLY LOOK PRETTY:** Cincinnati shot only 26.6 percent (17 of 64) from the field in its 52-49 road win at SMU (2/27). It marked the lowest shooting percentage in a Bearcats win during the Mick Cronin era and the second lowest in the nation this season by a winning team. Charlotte shot 26.2 percent (11 of 42) in a 42-39 win over Longwood (11/19).
- » **THREE-POINT NUMBERS:** Cincinnati's three-pointers made (273) and attempted (778) in 2018-19 are the highest numbers of the Mick Cronin coaching era. It's .350 shooting percentage from beyond the arc ranks second behind the 2017-18 squad (.353).
- » **HOME SWEET HOME VS. AAC:** Cincinnati is 49-5 in AAC home games since league formation (2013-14 campaign).
- » The Bearcats had won 25 consecutive AAC home games in Fifth Third Arena before their loss to Houston (3/10).
- » **400TH WIN AT FIFTH THIRD:** In a special season at Fifth Third Arena, the Bearcats recorded their 400th win all-time in the facility with a 60-55 victory over UCF (2/21).
- » Cincinnati has registered a 401-81 record (.832 win percentage) at the arena, while making 21 NCAA appearances, six Sweet 16 appearances, one Final Four appearance and winning 11 conference titles, since its opening for the 1989-90 campaign.
- » **RANKED AGAIN:** Cincinnati enters the NCAA Tournament ranked No. 22 in the Associated Press poll and No. 24 in the USA Today Coaches poll.
- » It marks the third consecutive season the Bearcats end the year ranked in the AP Top 25.
- » Cincinnati has been ranked in the AP poll for at least one week during the regular season in nine of the last 10 years.
- » In all, the Bearcats have been ranked in the AP poll 431 weeks and were ranked No. 10 by the AP in a 2017 listing of schools with the most appearances all-time.
- » **OVERTIME NOTES:** Cincinnati recorded back-to-back overtime wins in January - rallying for a 70-65 overtime win at Tulsa (1/10) and holding on for a 74-72 overtime home victory against UConn (1/12) - for the first time since the 1996-97 season (W, 77-70 at Wisconsin [12/3/96] and W, 45-44 at home over Miami, Ohio [12/10/96]).
- » The Bearcats' current four-game win streak in overtime games is the longest in school history. They have won six of their last nine OT games dating back to the 2014-15 season.
- » UC's four-game win streak in overtime is the sixth longest in the nation. Marquette owns the nation's longest streak, having won 10 overtime games in a row. Complete list on page 15 of notes.
- » Mick Cronin's 15 overtime wins are the most in school history, passing Bob Huggins (14 overtime wins in 16 seasons).

AMONG THE WINNINGEST PROGRAMS OVER THE LAST TWO-PLUS SEASONS

- » Cincinnati's 89 wins since the start of the 2016-17 season rank third most in the nation behind only Gonzaga (99) and Villanova (93) entering the NCAA Tournament.
- » The Bearcats began 2018-19 coming off the program's first back-to-back 30-win seasons, including a 31-5 mark in 2017-18 that tied the school record for most wins.
- » With 28 victories this season, Cincinnati's three-year total of 89 wins is the highest in school history.

MOST WINS SINCE THE START OF 2016-17 (THRU MARCH 17)

Rk	Team	16-17	17-18	18-19	Record (%)
1.	Gonzaga	37-2	32-5	30-3	99-10 (.908)
2.	Villanova	32-4	36-4	25-9	93-17 (.845)
3.	Cincinnati	30-6	31-5	28-6	89-17 (.840)
T4.	Kansas	31-5	31-8	25-9	87-22 (.791)
T4.	Michigan	26-12	33-8	28-6	87-26 (.770)
T6.	Duke	28-9	29-8	29-5	86-22 (.796)
T6.	Nevada	28-7	29-8	29-4	86-19 (.819)
T6.	North Carolina	33-7	26-11	27-6	86-24 (.782)
9.	Kentucky	32-6	26-11	27-6	85-23 (.798)
10.	Saint Mary's (Calif.)	29-5	30-6	22-11	81-22 (.786)

AMONG THE NATION'S BEST AT HOME

- » Cincinnati finished the regular season with one of the nation's best home win percentages (.942) since the start of 2016-17 ranked first in the nation.
- » The Bearcats are 49-3 (.942) at home overall since the start of 2016-17. Cincinnati was 18-0 at Fifth Third Arena in 2016-17 and 15-1 at home during the 2017-18 campaign at BBGT Arena located on Northern Kentucky's campus. The venue served as Cincinnati's home while Fifth Third Arena was undergoing an \$87 million renovation.
- » UC was 16-2 at the new Fifth Third Arena in 2018-19.

BEST HOME WIN PERCENTAGE SINCE START OF 2016-17 (THRU MARCH 10)

Team	W-L	Win%
Gonzaga	48-2	.960
Nevada	42-2	.955
Cincinnati	49-3	.942
Purdue	46-3	.939
New Mexico State	46-3	.939
Florida State	45-3	.938
South Dakota State	40-3	.930
Duke	45-4	.918
Michigan State	45-4	.918

MOST HOME WINS SINCE START OF 2016-17 (THRU MARCH 10)

Team	Wins
Texas Tech	50
Cincinnati	49
Gonzaga	48
Kentucky	48
Louisville	47
Michigan	47
Saint Mary's	47
Houston	46
New Mexico State	46
Oregon	46
Purdue	46
Syracuse	44

GROWING COMFORT LEVEL

- » The 2018-19 Bearcats have seen players step into greater levels of responsibility and leadership this season after serving as reserves a year ago.
- » UC returns two starters and 11 lettermen from 2017-18, but those with quality experience are hard to find.
- » Only two Bearcats who started the 2018-19 season opener against Ohio State entered the game with more than three career starts at Cincinnati - junior guard Jarron Cumberland (36 starts) and senior guard Justin Jenifer (33).
- » After playing behind forward Gary Clark (now with the Houston Rockets), guard Jacob Evans III (now with the Golden State Warriors) and forward Kyle Washington (now playing in the G League), players such as redshirt junior forward Trevon Scott, junior center Nysier Brooks and sophomore guard Keith Williams are logging the most minutes of their careers this season.

INCREASING CONTRIBUTIONS IN 2018-19

NYSIER BROOKS	Career Prior	2018-19
Points/Game	2.5	8.0
Rebounds/Game	2.0	6.4
Minutes/Game	9.1	23.0
Starts	2	34
TREVON SCOTT	Career Prior	2018-19
Points/Game	3.1	9.3
Rebounds/Game	3.0	6.9
Minutes/Game	11.3	30.4
Starts	0	34
KEITH WILLIAMS	Career Prior	2018-19
Points/Game	3.1	10.1
Rebounds/Game	1.2	3.1
Minutes/Game	9.8	25.9
Starts	0	31

RETURNING HEADLINERS

#34 JARRON CUMBERLAND, G HONORS:

- 2019 AAC Tournament MVP
- 2019 American Athletic Conference Player of the Year
- 2019 First Team All-AAC (unanimous selection)
- 2019 USBWA All-District 5
- 2019 Jerry West Shooting Guard of the Year Award One of 10 Candidates
- 2019 Citizen Naismith Trophy Midseason Watch List
- 2019 Lute Olson Award Midseason Watch List
- AAC Player of the Week (4X THIS SEASON: 11/26/18, 12/24/18, 1/21/19, 1/28/19)
- AAC Weekly Honor Roll (5X: 3/4/19, 2/18/19, 2/11/19, 2/4/19, 1/14/19)
- 2018 Emerald Coast Classic MVP
- 2018-19 Preseason AAC First Team
- 2018-19 Jerry West Shooting Guard of the Year Watch List
- 2016-17 AAC All-Rookie Team
- 2016-17 AAC's Co-Sixth Man of the Year
- » **2018-19 SEASON NOTES:** Cumberland scored 20 or more points 17 times this season, including in 10 AAC games and two of three AAC Tournament games... He has scored in double figures in 32 of 34 games in 2018-19... He has led the Bearcats in scoring in 22 games this season, including 14 of 18 league games ... Cumberland has led UC in points, rebounds and assists in three games this season.

- » **AAC TOURNAMENT MVP:** Cumberland grabbed tournament MVP honors averaging 23.3 points, 6.0 and 4.3 assists last weekend in Memphis, Tenn. He set an AAC Tournament championship game record, scoring 33 points on 11-of-24 shooting against No. 11 Houston on Sunday.
- » **TOP PERFORMANCE:** Cumberland scored a career-high 34 points, shooting 9 of 20 from the field, 14 of 16 from the free throw line with four steals against USF (1/15).
- » **LEAGUE RANKINGS (SEASON):** Cumberland enters the week ranked among the AAC's best in points (3rd at 18.8), three-pointers made (7th at 2.3), three-point field goal percentage (8th at .391), free throw percentage (8th at .775), assists (10th at 3.6), assist-to-turnover ratio (13th at 1.3), minutes played (15th at 32.3) and steals (T15th at 1.1).
- » **LEAGUE RANKINGS (AAC PLAY):** Cumberland finished league play ranked among AAC leaders in seven categories: points (3rd at 19.9), minutes played (4th at 35.1), assists (18th at 4.0), free throw percentage (10th at .774), three-pointers made (10th at 2.2), assist-to-turnover ratio (10th at 1.4) and three-point percentage (13th at .364)
- » **CLUTCH SHOWINGS ON THE ROAD:** Cumberland had a hand in 10 of Cincinnati's 12 points in overtime in its 70-65 win at Tulsa (1/10). He scored five points and assisted on UC's other two baskets in the extra period. He finished the game with 14 points.
- » Cumberland also scored 16 of his game-high 25 points in the second half at Temple (Jan. 27) to help rally the Bearcats from a 14-point second-half deficit for a 72-68 victory. It marked UC's largest comeback win this season.
- » Cumberland scored nine of UC's last 11 points in the final 2:16 at Memphis (2/7), including two and-1s, to seal the 11-point second-half comeback.
- » He scored a game-high 27 points, including 16 in the second half at then-No. 12 Houston (2/10).
- » Cumberland scored eight of Cincinnati's last 10 points in the final 2:31 to claim a 52-49 win at SMU (2/27).
- » **NEWEST MEMBER OF 1,000-POINT CLUB:** Cumberland became the 53rd member of Cincinnati's 1,000-point club when he poured in a career-high 34 points against USF (1/15). He becomes the ninth Bearcat to join the club during the Cronin coaching era.
- » Cumberland enters the NCAA Tournament in 20th place on the list with 1,345 points.
- » **600-POINT SEASON:** Cumberland has scored 639 points this season entering NCAA Tournament. He ranks as only the 14th player in school history to score 600 or more points in a season and the first since Sean Kilpatrick (701 in 2013-14).
- » **THREES IN A SEASON:** Cumberland has 77 three-pointers this season, sixth most during the Cronin era. He is one of only three players during the era to hit 77 or more threes in a season along with Deonta Vaughn (twice) and Sean Kilpatrick (three times).
- » **WINNING BEARCAT:** Cincinnati owns an 88-17 record in games Jarron Cumberland has played during his career.

MOST 20-POINT GAMES - SEASON (CRONIN ERA)

RK	NAME (YEAR)	POINTS
1.	Sean Kilpatrick (2013-14)	19
2.	Jarron Cumberland (2018-19)	17

MOST 20-POINT GAMES - CAREER (CRONIN ERA)

RK	NAME (YEARS)	POINTS
1.	Sean Kilpatrick (2011-14)	37
2.	Deonta Vaughn (2007-10)	27
3.	Jarron Cumberland (2017-Present)	20

MOST 30-POINT GAMES - SEASON (CRONIN ERA)

RK	NAME (YEAR)	POINTS
1.	Deonta Vaughn (2007-08)	3
T2.	Sean Kilpatrick (2012-13)	2
T2.	Jarron Cumberland (2018-19)	2

MOST 30-POINT GAMES - CAREER (CRONIN ERA)

RK	NAME (YEARS)	POINTS
1.	Deonta Vaughn (2007-10)	4
2.	Sean Kilpatrick (2011-14)	3
3.	Jarron Cumberland (2017-Present)	2

MOST POINTS IN A GAME (CRONIN ERA)

RK	NAME (YEARS)	POINTS
1.	Troy Caupain vs. UConn (3/11/16) - 40T	37
T2.	Sean Kilpatrick vs. Marquette (1/19/13)	36
T2.	Deonta Vaughn vs. Coastal Carolina (11/16/07)	36
T4.	Jarron Cumberland vs. USF (1/15/19)	34
T4.	Sean Kilpatrick vs. Memphis (3/6/14)	34
T4.	Deonta Vaughn vs. Notre Dame (2/4/09)	34
T4.	Deonta Vaughn vs. UConn (1/23/08)	34

MOST THREE-POINTERS - SEASON (CRONIN ERA)

RK	NAME (YEAR)	THREES
1.	Deonta Vaughn (2007-08)	97
2.	Sean Kilpatrick (2013-14)	93
3.	Sean Kilpatrick (2011-12)	92
4.	Sean Kilpatrick (2012-13)	82
5.	Deonta Vaughn (2008-09)	81
6.	Jarron Cumberland (2018-19)	77

POINTS (CAREER - CINCINNATI HISTORY)

RK	NAME (YEARS)	POINTS
1.	Oscar Robertson (1958-60)	2,973
2.	Sean Kilpatrick (2011-14)	2,145
3.	Steve Logan (1999-2002)	1,985
--		
16.	Gary Clark (2015-18)	1,462
17.	Dwight Jones (1980-83)	1,451
18.	Paul Hogue (1960-62)	1,391
19.	Bobby Austin (1979-1982)	1,385
20.	Jarron Cumberland (2017-Present)	1,345

#3 JUSTIN JENIFER, G

- » **PERFECT JENIFER:** Justin Jenifer was perfect from the field against SMU in the quarterfinals, making all six attempts, including a 5-of-5 effort from three-point range. It marked only the fourth time in school history that a Bearcat shot 100 percent from long range (with a minimum of five attempts) and the first occasion since Sean Kilpatrick went 5 for 5 against Wright State in 2010-11.
- » **IMPROVING FROM THREE:** Jenifer leads the conference in three-point shooting percentage this season at .427 (50 of 117). He has made at least one three in 24 of his last 29.
- » Jenifer made a career-high six three-pointers and matched his career-high with 18 points against Tulsa (1/24). He scored 14 points with four threes at Memphis (2/7).
- » **LEAGUE RANKINGS (SEASON):** Entering the week, Jenifer ranked among the league leaders in three-point field goal percentage (1st at .448). His assist average (2.9) is just below the AAC required 3.0 assists to be considered for assists and assists-to-turnover ratio rankings.
- » **TAKING CARE OF THE BALL:** Jenifer owns a 4.0-to-1 assist-to-turnover ratio entering the week. He would rank third in the nation (in stats through March 17) but his assists average (2.9) is just below the minimum average required by the NCAA (3.0). Jenifer has 96 assists with 24 turnovers in 2018-19.



NEWLY RENOVATED FIFTH THIRD ARENA REOPENS

After a 20-month, privately-funded \$87-million renovation, Fifth Third Arena reopens in 2018-19 as the latest marker in the continued growth of University of Cincinnati basketball.

One of the winningest programs in the nation which boasts some of the most iconic players in the game now calls this amazing on-campus facility home.

"I think reopening the arena will be an emotional moment for many people who have put so much time into the basketball program – whether it's Oscar Robertson or Kenyon Martin, Jack Twyman's family who still live in Cincinnati – to see all the years of our success culminate into having maybe the best on-campus arena in the country," UC head coach Mick Cronin said.

Improvements to the new-look, 12,012-seat, arena include two 360-degree concourses with court-centric seating, new club seats, loge boxes and premium suites. The Arena Club, Champions Club and the Mercedes-Benz Courtside Club provide entertainment options for fans. State-of-the-art videoboards and ribbon boards raise the gameday experience to a new level while increased points-of-sale for concessions feature food options from some of Cincinnati's most famous restaurants.

New student-athlete amenities include new locker rooms, a film room, a hydrotherapy room and the Margaret K. Valentine Classroom creates more learning environments for the University.

What isn't expected to change though is the thrilling environment on game day featuring loud and intimidating student sections along both baselines and passionate, determined play on the court.

During its history, the arena has welcomed nearly 5 million fans and witnessed the Bearcats achieve a 401-81 home record (.832 win percentage) since the first men's basketball game on Nov. 25, 1989.

Originally tabbed the Myrl H. Shoemaker Center, it was named after the former Ohio lieutenant governor who was instrumental in securing state funding for the building while he was chairman of the Ohio House Finance Appropriations Committee. Shoemaker died in 1985.

Affectionately known as "The Shoe," the arena was renamed Fifth Third Arena at Myrl H. Shoemaker Center in 2004 in recognition of Fifth Third Bank's support of the Varsity Village facilities enhancement project. Fifth Third Bank remains a valued long-term campus-wide partner on numerous initiatives.

In 2002, the floor was named Ed Jucker Court in honor of the head coach who led Cincinnati to its two national titles in 1961 and 1962.

NEW ARENA FEATURES

- » Renovation of the building facade, entries and plazas, including the addition of an outdoor videoboard
- » Two 360-degree concourses and permanent lower bowl with court-centric seating and new chairback seating
- » New hospitality areas, including main and upper level concourse bars available to all fans and the addition of three exclusive clubs - the Arena Club, the Champions Club and the Mercedes-Benz Courtside Club
- » New upper-level concourse with its own fan amenities, including new restrooms, concessions and a specialty drink bar
- » Additional bars at the north end of the main and upper concourses - the Armory Bar and the Queen City Bar - that highlight UC Athletics' partnerships with Braxton, MadTree and Rhinegeist
- » New center-hung videoboard, ribbon boards, sound system and LED lighting to enhance game atmosphere
- » Increased points and sale for concessions including some of Cincinnati's favorite food options - Buffalo Wings & Rings, Frisch's, Skyline Chili and Taste of Belgium
- » Open entrance plaza with centralized ticketing and guest services along with the new Fan First Center

- » Jenifer's 24 turnovers this season are the fewest in The American among players listed among the leaders in assist-to-turnover ratio. He has recorded only six multi-turnover games in 2018-19.
- » Jenifer matched a career high handing out nine assists with one turnover against Xavier (12/8). He has handed out as many as six assists on two other occasions: N.C. Central (11/13) and at UNLV (12/1).
- » **JUST WIN BABY:** Jenifer ranks among the winningest Bearcats in school history. Entering the postseason, Jenifer has played in 107 victories during his UC career, behind only Steve Logan (111 from 1999-2002).
- » **FOURTH NCAA APPEARANCE:** Jenifer joins former Bearcats Gary Clark (2015-18), Troy Caupain (2014-17), Kevin Johnson (2014-17), Shaq Thomas (2013-2016), Jermaine Sanders (2012-2015), Sean Kilpatrick (2011-2014) and Justin Jackson (2011-2014) as Mick Cronin-coached players to participate in four NCAA Tournaments during their careers.

#15 CANE BROOME, G

HONORS:

- AAC Weekly Honor Roll (2/25/19)
- 2018 Emerald Coast Classic All-Tournament Team
- » **2018-19 SEASON NOTES:** Cane Broome was Cincinnati's third-leading scorer at the AAC Tournament last week, averaging 10.0 points while shooting 54.5 percent from three-point range (6 of 11). He hit a season-high three three-pointers against No. 11 Houston.
- » Broome was UC's third-leading scorer in February, averaging 8.9 points while shooting 45.7 percent (21 of 46) from the floor and 50.0 percent (10 of 20) from beyond the arc.
- » **CLUTCH THREES AT UCONN:** Broome helped Cincinnati escape Hartford with a 66-60 win at UConn (2/24), hitting a pair of threes inside the final 1:29 of the second half. His second three from about 30 feet out gave the Bearcats a 62-58 lead with 12 seconds left.
- » **OUTSTANDING EFFORT AT TULSA:** Broome helped rally the Bearcats to a 70-65 overtime win at Tulsa (1/10). He scored Cincinnati's final 14 points of regulation, including a jumper with a foot on the three-point line that tied the score at 58 with 0.7 seconds left. He ended with 16 points on 6-of-12 shooting with a pair of threes and six assists.
- » **ALL-TOURNEY TEAM:** Broome was named to the Emerald Coast Classic All-Tournament team after scoring a game-high 21 points on 7-of-13 shooting against George Mason (11/23). It's the most points he has scored in a UC game.
- » Broome poured in 17 points on 6-of-7 shooting with three assists against Tulane (1/2/19) in his first start since the Milwaukee (11/16) game - a span of 10 games.
- » **1,700 CAREER POINTS:** Broome needs 14 more points to reach the 1,700-point plateau. He has 1,686 career points entering the NCAA Tournament, having scored 550 points at Cincinnati (2017-18 & 2018-19) and 1,136 points while at Sacred Heart (2014-15 & 2015-16).
- » Transfer from Sacred Heart, who became eligible to play in 2017-18 after sitting out the 2016-17 campaign.

PREVIOUS HONORS:

- 2016 Player of the Year Northeastern Conference
- 2016 NEC First Team
- 2016 AP Honorable Mention All-American
- 2016 USBWA All-District I First Team
- 2016 All-ECAC First Team
- 2016 NABC All-District 18 First Team
- 2016 All-MET Basketball Writers' Assoc. First Team
- 2015 NEC All-Rookie Team

- » **NATIONAL NUMBERS:** Broome ranked eighth in the nation in scoring (23.1 points) in 2015-16. He led all active sophomores in the nation with 1,157 career points following the 2015-16 season.

#13 TREVON SCOTT, F

HONORS:

- 2019 American Championship All-Tournament Team
- » **PLAYING BIG AT LEAGUE TOURNAMENT:** Trevon Scott earned all-tournament team honors at the AAC Championship last week in Memphis, Tenn. He averaged 13.7 points and a team-high 9.3 rebounds during the event. Scott posted a double-double against SMU in the quarterfinals, tallying 17 points and a game-high 12 rebounds.
- » **LEAGUE RANKINGS (SEASON):** Entering the week, Scott ranks among AAC's leaders in rebounds (7th at 6.9), defensive rebounds (T8th at 4.5), offensive rebounds (9th at 2.3) and minutes played (20th at 30.4).
- » **BIG STEP FORWARD IN 2018-19:** Trevon Scott has more than tripled his point production from all of last season, with 316 points entering the NCAA Tournament. He scored 110 points a year ago and 107 points during 2016-17.
- » Scott ranks among the team leaders in rebounds (1st at 6.9), minutes played (2nd at 30.4) and points (3rd at 9.3). He has led UC on the boards in 18 games this season.
- » Scott poured in a team-high 20 points on 9-of-15 shooting with a pair of threes and nine rebounds at UCF (3/7).
- » **DOUBLE-DOUBLES:** Scott has recorded all five of his career double-doubles this season: He poured in a career-high 22 points while grabbing 10 rebounds against Northern Kentucky (12/4). He also made a career-best 12 of 13 free throws against the Norse.
- » Scott tallied 13 points and a career-high 11 rebounds against Tulsa (1/24).
- » Scott posted 10 points and 10 rebounds against Xavier (12/8). He registered his first collegiate double-double with 15 points and 10 rebounds against Milwaukee (11/16).
- » **GRADUATION CEREMONY TO REMEMBER:** Scott earned his undergraduate degree in interdisciplinary studies in three and a half years in mid-December. Scott couldn't join in UC's commencement ceremonies on campus as the Bearcats were on the road to play Mississippi State. However, UC head coach Mick Cronin and the Bearcats created their own ceremony following the team's gameday shoot around at Humphrey Coliseum in Starkville. Cronin and Scott donned the traditional cap and gown and Cronin presented the redshirt junior with his degree.
- » **FAMILY AFFAIR:** Trevon Scott's twin sisters (identical) - Jada and Jadyn Scott - signed nation letters of intent on Wednesday, Nov. 14, to play for first-year Cincinnati women's basketball head coach Michelle Clark-Heard beginning in 2019-2020. The twins, both Top 40 wing prospects according to ESPN, attend Frederica Academy in Saint Simons Island, Ga.

#33 NYSIER BROOKS, C

- » **DURING AAC PLAY:** Nysier Brooks finished league play ranked among AAC leaders in offensive rebounds (2nd at 3.1), blocks (4th at 1.7) and rebounds (10th at 6.5).
- » **LEAGUE RANKINGS (SEASON):** Entering the week, Brooks ranked among AAC leaders in blocks (3rd at 1.5), offensive rebounds (4th at 2.7) and rebounds (T9th at 6.4).
- » **REBOUNDS:** Brooks grabbed a career-high 12 rebounds in Cincinnati wins over SMU (2/27) and Memphis (3/2). He has led the Bearcats in rebounds in 15 games this season.
- » **BLOCKS:** Brooks matched a career-high with five blocks against Wichita State (2/17). He has at least two blocks in 17 games this season and at least one block in 26 games.

- » Nysier Brooks matched a career high scoring 17 points on 6-of-8 shooting from the field with six rebounds against UConn (1/12).
- » Brooks has started all 34 games for UC in 2018-19 after only having two career starts prior. He is averaging 23.0 minutes in 2018-19 after entering the season averaging 9.1 minutes for his career.
- » **DOUBLE-DOUBLES:** He posted 13 points and 12 rebounds against Memphis (3/2). He scored 15 points and had 10 rebounds against Western Michigan (11/19).
- » A game prior, Brooks registered 12 points on 5-of-5 shooting from the floor with 10 rebounds and a pair of blocks against Milwaukee (11/16).

#2 KEITH WILLIAMS, G

- » **2018-19 SEASON NOTES:** Moved into the starting lineup in the second game of the season and has started 31 of 34 games since. Came off the bench against Tulane (1/2).
- » Williams has scored 10 or more points in 19 games.
- » **LEAGUE RANKINGS (SEASON):** Entering the week, Williams ranks among AAC leaders in blocks (T9th at 1.0).
- » **LEAGUE RANKINGS (AAC PLAY):** Williams finished league play ranks among AAC leaders in free throw percentage (7th at .800), steals (10th at 1.2), blocks (T13th at 0.8) and points (30th at 10.3).
- » The Brooklyn, N.Y., native scored a career-high 19 points on 8-of-13 shooting with a trio of three-pointers and four assists against UCLA (12/19).
- » Williams posted 16 points on 7-of-14 shooting with four rebounds and two blocks against Xavier (12/8).
- » Williams helped will the Bearcats to victory at UNLV (12/1), scoring 15 points on 5-of-10 shooting with a pair of threes to go with a career-high eight rebounds in 29 minutes.

LOOKING BACK ON THE 2017-18 SEASON

- » Won the American Athletic Conference regular-season championship, marking Cincinnati's first outright conference title since 2002.
- » Won the AAC Tournament championship, marking Cincinnati's first conference tournament title since 2004.
- » Ranked in Associated Press Top 25 poll every week, climbing as high as No. 5 - highest of the Mick Cronin coaching era.
- » Ranked sixth in the final AP poll of the season - highest end-of-season ranking of Cronin era.
- » Made eighth consecutive NCAA Tournament appearance - one of six schools along with Duke, Gonzaga, Kansas, Michigan State and North Carolina.
- » Recorded a 15-1 mark at BBGT Arena in 2017-18, the home venue for UC while Fifth Third Arena underwent an \$87 million renovation.
- » Cronin was named 2018 Sporting News Coach of the Year.
- » The Bearcats held opponents to 37.4 percent shooting from the field, the lowest percentage in the Mick Cronin coaching era and the lowest at Cincinnati since the 1961-62 campaign (.369).
- » The Bearcats limited opponents to 57.5 points per game, the second fewest of the Cronin era (55.8 in 2014-15) and the second fewest since 1962-63 (52.9).
- » Led the nation in scoring margin (+16.7).
- » **Gary Clark** earned honorable mention All-America honors from the Associated Press while claiming more individual league honors than any player in the history of The American - Player of the Year, American Championship Tournament MVP, First Team (unanimous pick), Defensive Player of the Year and the Sportsmanship Award ... semifinalist for the Karl Malone Power Forward of the Year Award ... selected to the Citizens Naimsmith Trophy Late Season

Team ... Oscar Robertson Trophy Watch List honoree ... Lute Olson Player of the Year Watch List honoree ... Senior Class Award Candidate.

- » Clark finished his career as one of only three players in school history to record more than 1,400 points and 1,100 rebounds, along with program legends Oscar Robertson and Jack Twyman. Clark finished 16th at Cincinnati in scoring with 1,462 points and third in rebounds at 1,132.
- » Clark signed a two-way contract with the Houston Rockets following the NBA draft. He later signed a three-year deal with the organization on Dec. 6, 2018.
- » **Jacob Evans III** was named First Team All-Conference, a semifinalist for the Julius Erving Small Forward of the Year and tabbed a John Wooden Award Watch List honoree.
- » Evans, who decided to forgo his senior season to play in the NBA following the 2017-18 campaign, finished his career with 1,233 points to rank 31st in school history.
- » Evans shot 37.7 percent (174 of 462) from three-point range for his career, ranking fifth best in school history.
- » Evans was selected by Golden State in the first round (28th pick) of the 2018 NBA draft.
- » **Kyle Washington** was named Honorable Mention All-Conference by the league's coaches and was selected to the American Championship All-Tournament Team ... named the Lute Olson Award National Player of the Week after pouring in 19 points on 7-of-11 shooting with four steals at UCLA (12/16) ... hit the game-tying three-pointer with 57.4 seconds left against Houston (3/11) in the title game of the American Championship.
- » Washington is currently playing for the Sioux Falls Skyforce, the NBA G League affiliate of the Miami Heat.

CINCINNATI ANNOUNCES SERIES WITH TENNESSEE; ALSO WILL PLAY IOWA AT 2019 CHICAGO LEGENDS EVENT

- » Cincinnati announced on Dec. 11 a home-and-home series with Tennessee beginning next season in the Queen City.
- » Cincinnati will play host to Tennessee on Dec. 18, 2019 at Fifth Third Arena. The following season, the Bearcats will travel to Knoxville, Tennessee, to battle the Volunteers on Dec. 12, 2020 at Thompson-Boling Arena.
- » In early December, it also was announced that Cincinnati will play Iowa in the Chicago Legends event on Dec. 21, 2019 at the United Center. The matchup is part of a doubleheader that also features Dayton playing Colorado.

SAMARI CURTIS SIGNS WITH UC

- » Samari Curtis signed a national letter of intent on Wednesday, Nov. 14, 2018 to attend the University of Cincinnati and play basketball for the Bearcats beginning with the 2019-2020 season.
- » Curtis, a 6-foot-4, 185-pound guard from Xenia, Ohio, averaged 30.4 points, 5.2 assists and 5.1 rebounds while shooting 49.7 percent (166 of 334) from the field as a junior at Xenia High School in 2017-18. It marked the second consecutive season Curtis led the Greater Western Ohio Conference (GWOC) in scoring after averaging 24.1 points as a sophomore.
- » A four-star prospect according to 247Sports.com, Curtis is listed as the fourth-best player in Ohio and ranked 124th nationally. Rivals.com lists him among their Top 150 players in the Class of 2019.
- » A two-time All-GWOC selection and District 9 honoree, Curtis was named All-Ohio Third Team for Division I in 2017-18 by the Ohio Prep Sportswriters Association (OPSWA). The same group tabbed him as an honorable mention selection in 2016-17.

- SEASON NOTES -

FIFTH THIRD ARENA REOPENS

- » After a 20-month, privately funded \$87-million renovation Fifth Third Arena (capacity 12,012) reopened in 2018-19.
- » A record of more than 9,000 season tickets were sold for the 2018-19 campaign.
- » UC averaged 11,256 fans per game this season, the highest attendance average for the arena since 2003-04 (12,237).
- » The Bearcats have registered a 401-81 record (.833 win percentage) at the arena since its opening for the 1989-90 campaign. UC was 16-2 at home in 2018-19.

OVER THE LAST EIGHT-PLUS SEASONS

- » Cincinnati is one of six schools in the nation to have appeared in the last nine NCAA Tournaments, joining Duke, Gonzaga, Kansas, Michigan State and North Carolina.
- » **UC'S ACHIEVEMENTS OVER THE LAST 8-PLUS SEASONS:**
- » 235-78 overall record (.751 win percentage)
- » 86 wins in AAC play (league best)
- » Won two AAC regular-season titles (2014 & 2018) and the 2018 AAC tournament championship.
- » 138-22 home record (.863 win percentage), including a 49-3 mark since the start of 2016-17.
- » Ranked in the AP Top 25 poll for 71 weeks.
- » Ranked in the Top 25 nationally for scoring defense, field goal percentage defense and blocks shots each of the past six seasons.
- » 24 all-conference awards won by 10 different players.
- » Four former players signing with NBA teams (Troy Caupain, Gary Clark, Jacob Evans III and Sean Kilpatrick).

BEARCAT POINTS OF PRIDE

- » Cincinnati is one of six schools in the nation to have appeared in the last nine NCAA Tournaments, joining Duke, Gonzaga, Kansas, Michigan State and North Carolina.
- » Cincinnati's 33 NCAA Tournament appearances are tied for 12th most in the nation.
- » UC ranks 13th in the nation for most wins (1,816).
- » Cincinnati's 2017-18 squad tied the school record for wins in a season with 31. The Bearcats posted 30 wins in back-to-back seasons (2016-17 and 2017-18) for the first time in school history. UC has won 26 or more games in five of the last eight seasons and has won at least 22 games in each of the last nine seasons, including 2018-19.
- » Since the 2011-12 academic year, 21 of 24 UC men's basketball seniors have graduated including 12 straight. Redshirt junior Trevon Scott graduated in December while seniors Cane Broome and Justin Jenifer should graduate in April.

CINCINNATI TRADITION - BY THE NUMBERS

- » 2 National Titles (1961, 1962)
- » 6 Final Fours (1959-63, 1992)
- » 8 Elite Eights (Last: 1996)
- » 11 Sweet Sixteens (Last: 2012)
- » 33 NCAA Tournament Appearances
- » 23 NCAA Tournament Appearances since 1992
- » 10 NIT Appearances
- » 29 Conference Regular-Season Titles (Last: 2018)
- » 12 Conference Tournament Titles (Last: 2019)
- » 1,816 all-time wins (13th in nation)
- » 31 All-Americans (Last: Gary Clark [2018])
- » 82 All-Conference Selections (Last: Jarron Cumberland [2019])
- » 57 NBA Draft Picks (Last: Jacob Evans III [2018])

- » 53 members of 1,000-point club
- » Ranked as the No. 10 program in the nation by the Associated Press in a 2017 ranking of school's with the most appearance in the AP poll.
- » 431 weeks ranked in AP Top 25
- » 212 weeks ranked in AP Top 10
- » 45 weeks ranked as AP No. 1
- » 2 Members of National Basketball Hall of Fame Jack Twyman & Oscar Robertson
- » 2 Olympic Gold Medalists Robertson (1960) & George Wilson (1964)

NCAA DIVISION I WINS - TOP 20 (THRU MARCH 17)

Rk	Team	Wins
1.	Kentucky	2,290
2.	Kansas	2,274
3.	North Carolina	2,260
4.	Duke	2,173
5.	Temple	1,926
6.	Syracuse	1,903
7.	UCLA	1,886
8.	Notre Dame	1,880
9.	St. John's	1,853
10.	Indiana	1,834
11.	BYU	1,829
12.	Utah	1,819
13.	Cincinnati	1,816
14.	Arizona	1,813
15.	Purdue	1,799
16.	Western Kentucky	1,794
T17.	Illinois	1,790
T17.	Penn	1,790
T17.	Washington	1,790
20.	Texas	1,787

MOST DIVISION I COACHING WINS - UNDER AGE OF 50 (THRU MARCH 17)

Name (Team)	Age	Career W-L
1. Sean Miller (Arizona)	49	386-135
2. Mick Cronin (Cincinnati)	47	365-170
3. Matt Painter (Purdue)	48	342-166
4. Scott Drew (Baylor)	48	337-219
5. Brad Brownell (Clemson)	49	336-211
6. Travis Ford (Saint Louis)	48	332-274
7. Tony Bennett (Virginia)	49	319-122
8. Will Brown (Albany)	47	296-270

- Ages as of Nov. 1, 2018

AAC LEAGUE WINS - SINCE FORMATION (2013-14) (RECORDS THRU MARCH 10)

Rk	Team (First season in league)	W-L
1.	Cincinnati (2013-14)	86-22
2.	Houston (2013-14)	64-42
3.	Memphis (2013-14)	60-48
4.	Temple (2013-14)	59-48
5.	SMU (2013-14)	*57-39
6.	UConn (2013-14)	55-52
7.	Tulsa (2014-15)	54-36
8.	UCF (2013-14)	46-60

* - Vacated 12 wins from 2013-14 season

-GOBEARCATS.COM-



AWARDS

- » 2018 Sporting News National Coach of the Year
- » 2018 Naismith Trophy National Coach of the Year Semifinalist
- » 2014 American Athletic Conference Coach of the Year
- » 2014 NABC District 25 Coach of the Year
- » 2014 USBWA Henry Iba Award Finalist
- » 2006 Ohio Valley Conference Coach of the Year

NOTES & ACCOMPLISHMENTS

- » One of only six coaches to take his team to the NCAA Tournament in each of the last nine years, joining Mark Few (Gonzaga), Tom Izzo (Michigan State), Mike Krzyzewski (Duke), Bill Self (Kansas) and Roy Williams (North Carolina).
- » Leads the nation for most Division I wins (365) among active coaches age 47 or younger and ranks second in the same statistic among coaches under the age of 50.
- » Cincinnati has ranked among the nation's Top 25 in scoring defense each of the last seven seasons.
- » The Bearcats claimed the 2014 and 2018 American Athletic Conference regular-season crowns and the 2018 and 2019 AAC Tournament titles.
- » Murray State won the 2004 Ohio Valley Tournament crown and the 2006 OVC regular-season and tournament title.
- » Cronin has directed 11 teams to the NCAA Tournament as a head coach and advanced 16 teams to the Big Dance as a head coach or assistant.

CINCINNATI HEAD COACH MICK CRONIN

Mick Cronin's tenure as head basketball coach at the University of Cincinnati has seen the rebirth of the Bearcats, rising from a program that featured only one returning scholarship player when he arrived in 2006-07 to one that recorded the first back-to-back 30-win seasons in school history (2016-17 and 2017-18); the most wins over a three-year period (89 from 2016-17 to present) in school history; won the 2018 American Athletic Conference regular-season and back-to-back AAC Tournament championships (2018 & 2019) and is making its ninth consecutive appearance in the NCAA Tournament in 2019.

Cronin is one of six coaches in the nation to take his team to the NCAA Tournament each of the past nine seasons, along with Mark Few (Gonzaga), Tom Izzo (Michigan State), Mike Krzyzewski (Duke), Bill Self (Kansas) and Roy Williams (North Carolina).

Cronin was named the 2018 Sporting News Coach of the Year and a semifinalist for the Naismith Trophy National Coach of the Year Award last season.

The Cincinnati native and UC alumnus leads the nation in Division I wins (365) and total NCAA Tournament appearances (11) among active coaches his age (47-years old) or younger and ranks second in Division I wins among active coaches under the age of 50.

Built on toughness, tenacious defense and continuous all-out effort, Cronin's Bearcats rank as one of two programs (along with Virginia) to be listed among the nation's top 25 in scoring defense each of the past seven seasons.

Cronin has guided Cincinnati to two AAC regular season titles (2013-14 and 2017-18) in the five-year history of the league and directed the Bearcats to back-to-back AAC Tournament titles - UC's first back-to-back conference tournament title since 1995 (Great Midwest Conference) and 1996 (Conference USA).

At Murray State from 2004-2006, Cronin guided the Racers to two Ohio Valley Conference tournament titles and one regular-season crown while receiving OVC Coach of the Year distinction in 2006.

Along with his three seasons in Murray, Cronin has compiled a 365-170 career record in 15 years as a college head coach, including a 296-146 mark at Cincinnati.

Cronin's rebuilding job at Cincinnati began immediately when his first squad featured only one returning starter for the 2006-07 campaign. He tirelessly went to work setting the culture necessary to building long-term success while competing within arguably the sport's toughest league - the old BIG EAST Conference.

Despite the surroundings, Cincinnati began the retooling process, becoming the only program from a major conference to improve its win total every season from 2007 to 2011, building from 11 wins in 2007 to 26 victories and a return to the NCAA Tournament in 2011.

Now a fixture at the Big Dance, Cincinnati can include itself among an elite list of six programs appearing in nine consecutive NCAA Tournaments, along with Duke, Gonzaga, Kansas, Michigan State and North Carolina.

NINE CONSECUTIVE TRIPS TO THE NCAA TOURNAMENT

2018-19: Despite losing AAC Player of the Year Gary Clark (Houston Rockets), Jacob Evans III (Golden State Warriors) and Kyle Washington (NBA G League), Cincinnati proved the naysayers wrong, winning 13 of its last 16 conference games to finish second in the league during the regular season. Behind Jarron Cumberland, UC's second AAC Player of the Year recipient in as many years, the Bearcats found ways to win, clawing out 11 victories by five points or less before claiming back-to-back league tournament titles for the first time since 1995 & 1996 with a win over No. 11 Houston.

2017-18: Cincinnati matched the school record for wins while posting a 31-5 overall record, marking the first time in program history the Bearcats posted 30 or more wins in back-to-back seasons. The Bearcats won their first outright regular-season league title since 2002 and their first conference tournament title since 2004. UC won 16 consecutive games and climbed to No. 5 in Associated Press poll while making its eighth consecutive appearance in the NCAA Tournament. Gary Clark won Associated Press honorable mention honors along with the American Athletic Conference Player of the Year, Defensive Player of the Year, American Championship Most Valuable Player and Sportsmanship awards. Clark and Jacob Evans III were tabbed AAC first team selections while Kyle Washington received honorable mention all-league accolades.

2016-17: Cincinnati achieved a 30-6 overall record, marking the second time in program history the Bearcats posted 30 wins in a season. UC advanced to the second round of the NCAA Tournament and tied the school record for league victories (16-2) while finishing second in the American Athletic Conference. The Bearcats also posted an 18-0 home record, the fourth undefeated season at Fifth Third Arena and were ranked in the national polls for 15 weeks during the season, a Cronin-era record high. The UC head coach also achieved a personal milestone, registering his 300th career victory against Tulsa on Feb. 18.

2015-16: Cincinnati won 11 of its final 15 games of the regular season, including a 61-54 win over then-No. 24 SMU, to register its sixth consecutive NCAA Tournament appearance. Junior Troy Caupain received first team all-conference accolades while sophomore Gary Clark was named the league's defensive player of the year and second-team all-conference honoree. The Bearcats finished 22-11 overall and tied for third in the league with a 12-6 mark.

2014-15: A young, inexperienced group of newcomers and role players overcame the loss of its head coach due to health reasons and banded together to register a 23-11 mark and achieve the program's first second-round NCAA Tournament appearance since 2012. UC finished third in the conference but swept league-winner SMU and registered a victory at second-place Tulsa (in the only meeting between the schools) to secure the school's fifth consecutive NCAA Tournament invite. The Bearcats outlasted Purdue 66-65 in overtime in the first round of the NCAA Tournament before falling to previously unbeaten Kentucky, 64-51.

2013-14: Cincinnati won a share of the inaugural American Athletic Conference regular-season crown, the program's first conference title since 2003-04, behind the efforts of AP All-American Sean Kilpatrick and league defensive player of the year Justin Jackson. Kilpatrick led The American with 20.6 points per game and Cronin was named The American's Coach of the Year in leading UC to a 27-7 record - its most wins since 2001-02. The Bearcats strung together 15 consecutive wins, including their first 11 league games. UC was listed among the top 15 teams in the AP poll during each of the last eight weeks of the regular season, climbing as high as seventh.

2012-13: Senior Cashmere Wright fought through nagging injuries and, along with fellow senior JaQuon Parker and junior Sean Kilpatrick, helped lead the Bearcats to a 22-12 overall record and third consecutive NCAA Tournament appearance. Wright finished his career as UC's all-time steals leader (198) and Cronin claimed his 200th career coaching win. The Bearcats ranked sixth nationally with 6.1 blocks per game.

2011-12: Cincinnati advanced to the NCAA Sweet 16, registered 26 wins for the second consecutive season and defeated a school-record eight nationally ranked teams, including No. 2 Syracuse in the semifinals of the BIG EAST Championship. The Bearcats posted a school-record 12 wins in the BIG EAST en route to tying for fourth place in the league standings and finishing as runners up in the league tournament. Yancy Gates capped off his career as one of only six players in program history to compile more than 1,400 points and 900 rebounds. The Bearcats outlasted Texas and Florida State before falling to Ohio State in the NCAA Tournament regional semifinals.

2010-11: Cincinnati won its first 15 games of the season and closed strong with five victories in its last six regular-season contests to secure its first NCAA Tournament appearance since 2005. Yancy Gates led the Bearcats with 11.9 points and 6.9 rebounds and Sean Kilpatrick was named to the BIG EAST All-Rookie team. UC defeated Missouri 78-63 before falling to eventual national champion UConn 69-58 in the second round of the NCAA Tournament. The Bearcats finished 26-9 overall.

PRIOR TO CINCINNATI

Success seems to follow Cronin, who came to Cincinnati after serving three years as head coach at Murray State (2004-06). As mentor of the Racers, Cronin compiled a 69-24 overall record while earning a pair of NCAA Tournament berths.

In his debut season as head coach, Cronin directed Murray State to a school-best 28-6 record, the Ohio Valley Conference Tournament championship and an NCAA Tournament appearance. His 28 wins were the sixth most in NCAA history for a first-year head coach at the time. He earned OVC Coach of the Year honors two seasons later, guiding Murray State to another OVC regular-season title, league tournament crown and NCAA Tournament appearance with a 24-6 mark in 2005-06.

Prior to Murray State, Cronin built a sterling reputation for his ability to evaluate and recruit top talent. In his stint at UC as an assistant coach for Bob Huggins from 1997-2001, Cronin recruited several top players, including NBA Draft selections Steve Logan (Golden State); DerMarr Johnson (Atlanta); Pete Mickeal (Dallas); Kenny Satterfield (Dallas); and Jason Maxiell (Detroit).

Following the 2000-01 season, Cronin became the associate head coach and recruiting coordinator at Louisville, under Rick Pitino. In his first year, Cronin helped attract a top-10 ranked recruiting class.

COMMUNITY INVOLVEMENT

Cronin's passion for success on the court also carries over to the local community where he is committed to making a difference. He currently serves as a board member on both the American Cancer Society in Cincinnati and the ACS's Coaches vs. Cancer program.

He also assists with a major fundraising event - Soul of the City Soiree - for Our Daily Bread that has generated more than \$100,000 multiple times to assist the soup kitchen and community center in Cincinnati.

Cronin also annually speaks with the Young Executive Group of the Catholic Inner-City Schools Education (CISE) Fund. The group raises money from area corporations to help give children from low income urban settings the opportunity to attend Catholic schools.

During the 2013-14 season, Cronin also wrote a column in the Cincinnati Enquirer highlighting the dangers of texting while driving as part of the AT&T sponsored "It Can Wait" campaign. He spotlighted the campaign again during an on-campus awareness event in October 2014.

PATH TO COACHING

Cronin has long held great pride in the Queen City, the University of Cincinnati and the sport of basketball. As a child growing up on the west side of town, he used to follow his father Harold "Hep" Cronin -- a highly successful local high school coach with more than 400 career wins -- around the gyms of Cincinnati. A product of LaSalle High School, Cronin had his playing career end sooner than expected due to a knee injury in high school.

That didn't stop his desire to find his place in basketball. While completing his undergraduate degree at UC, Cronin served as assistant varsity coach and head junior varsity coach at Woodward High School. He helped develop six players who went on to play Division I college basketball, including former Bearcat Damon Flint, who ranks among the top 25 scorers in program history.

Cronin made the jump from high school to college coaching during the 1996-97 season joining Huggins as video coordinator at UC. A year later, Cronin was elevated to an assistant coach for the Bearcats, setting the stage for his long tenure in college basketball.

Cronin resides in Cincinnati with his 12-year old daughter, Samantha.



CRONIN’S YEARLY COACHING RECORD

SEASON	SCHOOL (CONF.)	POSITION	RECORD/CONF.	POSTSEASON (RECORD)
1996-97	Cincinnati (C-USA)	Video Coordinator		
1997-98	Cincinnati (C-USA)	Asst. Coach	27-6/14-2	NCAA Second Round (1-1)
1998-99	Cincinnati (C-USA)	Asst. Coach	27-6/12-4	NCAA Second Round (1-1)
1999-00	Cincinnati (C-USA)	Asst. Coach	29-4/16-0	NCAA Second Round (1-1)
2000-01	Cincinnati (C-USA)	Asst. Coach	25-10/11-5	NCAA Regional Semifinals (2-1)
2001-02	Louisville (C-USA)	Assoc. Head Coach	19-13/8-8	NIT (1-1)
2002-03	Louisville (C-USA)	Assoc. Head Coach	25-7/11-5	NCAA Second Round (1-1)
2003-04	Murray State (OVC)	Head Coach	28-6/14-2	NCAA First Round (0-1)
2004-05	Murray State (OVC)	Head Coach	17-11/11-5	---
2005-06	Murray State (OVC)	Head Coach	24-7/17-3	NCAA First Round (0-1)
Murray State Totals		3 years	69-24/42-10	.742/.808
2006-07	Cincinnati (BIG EAST)	Head Coach	11-19/2-14	---
2007-08	Cincinnati (BIG EAST)	Head Coach	13-19/8-10	College Basketball Invitational (0-1)
2008-09	Cincinnati (BIG EAST)	Head Coach	18-14/8-10	---
2009-10	Cincinnati (BIG EAST)	Head Coach	19-16/7-11	NIT (1-1)
2010-11	Cincinnati (BIG EAST)	Head Coach	26-9/11-7	NCAA Second Round (1-1)
2011-12	Cincinnati (BIG EAST)	Head Coach	26-11/12-6	NCAA Regional Semifinals (2-1)
2012-13	Cincinnati (BIG EAST)	Head Coach	22-12/9-9	NCAA First Round (0-1)
2013-14	Cincinnati (American)	Head Coach	27-7/15-3	NCAA First Round (0-1)
2014-15	Cincinnati (American)	Head Coach	23-11/13-5	NCAA Second Round (1-1)
2015-16	Cincinnati (American)	Head Coach	22-11/12-6	NCAA First Round (0-1)
2016-17	Cincinnati (American)	Head Coach	30-6/16-2	NCAA Second Round (1-1)
2017-18	Cincinnati (American)	Head Coach	31-5/16-2	NCAA Second Round (1-1)
2018-19	Cincinnati (American)	Head Coach	28-6/14-4	
Cincinnati Totals		13th season	296-146/143-89	.670/.616
Head Coaching Totals		16th season	365-170/185-99	.682/.651

CRONIN’S RECORD AGAINST ALL OPPONENTS

SCHOOL	W-L	SCHOOL	W-L	SCHOOL	W-L
Alabama	1-0	IPFW	1-0	SMU	10-4
Alabama State	2-0	Jacksonville State	6-0	SE Missouri State	5-2
Albany	1-0	Kansas State	1-0	Southern Illinois	1-2
Appalachian State	1-0	Kennesaw State	1-0	SE Louisiana	1-0
Arkansas-Little Rock	1-0	Kentucky	0-1	Southern Miss	1-0
Arkansas-Pine Bluff	5-0	Lipscomb	2-0	South Carolina State	1-0
Arkansas Tech	1-0	Louisville	5-7	South Carolina Upstate	1-0
Austin Peay	4-1	Marquette	3-4	South Dakota	1-0
Baylor	0-0	Marshall	2-1	St. Francis (Pa.)	2-0
Belmont	0-1	Maryland	1-0	St. John's	5-6
Bowling Green	2-1	Maryland Eastern Shore	1-0	Saint Joseph's	0-0
Bradley	0-1	Memphis	9-5	St. Mary's (Calif.)	0-1
Brown	1-0	Miami (Ohio)	5-0	Stony Brook	1-0
Buffalo	1-0	Middle Tennessee	2-0	Syracuse	2-6
Butler	0-2	Milwaukee	1-0	Texas	1-0
Cal-State Bakersfield	1-0	Mississippi State	2-1	TCU	1-0
Cal-Davis	1-0	Mississippi Valley State	1-0	Temple	9-3
Campbell	2-0	Missouri	1-1	Tennessee	0-1
Campbellsville	1-0	Morehead State	8-0	Tennessee State	5-1
Central Michigan	1-0	Morgan State	1-0	Tennessee Tech	3-2
Charleston Southern	1-0	Mount St. Mary's	1-0	Tennessee-Martin	9-0
Chicago State	3-0	Nebraska	2-1	Texas A&M-CC	1-1
Cincinnati	0-1	Nevada	0-1	Texas-San Antonio	2-0
Cleveland State	1-0	New Mexico	0-2	Texas Southern	3-0
Coastal Carolina	2-0	Norfolk State	1-0	Toledo	2-0
Colgate	0-0	North Carolina	0-1	Tulane	6-1
Coppin State	1-0	North Carolina A&T	1-0	Tulsa	7-1
Creighton	0-1	North Carolina Central	3-0	UAB	1-4
Dayton	1-1	NC State	3-1	UCF	9-2
Delaware State	2-0	Northern Kentucky	1-0	UCLA	2-1
DePaul	6-3	Northwestern State	1-0	UConn	14-13
East Carolina	5-2	Notre Dame	3-7	UMass Lowell	1-0
Eastern Illinois	6-1	Oakland	1-0	UNLV	2-0
Eastern Kentucky	6-1	Ohio	0-1	USC Upstate	2-0
Fairfield	1-0	Ohio State	0-3	USF	14-4
Fairleigh Dickinson	1-0	Oklahoma	2-0	Utah Valley	1-0
Florida	0-1	Ole Miss	1-1	Vanderbilt	1-0
Florida A&M	1-0	Oregon	1-0	Villanova	4-4
Florida State	1-1	Penn State	1-0	VCU	1-1
George Mason	1-0	Pittsburgh	4-8	Wagner	2-0
Georgetown	6-6	Prairie View A&M	1-0	Weber State	1-0
Georgetown College	1-0	Presbyterian	0-1	West Florida	1-0
George Washington	1-0	Providence	4-5	West Virginia	3-5
Georgia	1-0	Purdue	1-0	Western Carolina	3-0
Georgia Southern	1-0	Radford	1-0	Western Illinois	1-0
Georgia State	1-0	Rhode Island	0-1	Western Kentucky	1-1
Gonzaga	0-1	Rice	2-0	Western Michigan	1-0
Harvard	0-1	Richmond	1-0	Winthrop	1-0
High Point	1-0	Robert Morris	1-0	Wichita State	4-1
Houston	10-4	Rutgers	8-4	Wofford	0-1
Howard	1-0	Saint Joseph's	0-1	Wright State	3-0
Illinois	0-1	Samford	3-3	Wyoming	1-0
Illinois-Chicago	1-0	San Diego State	1-0	Xavier	5-8
Illinois State	0-1	Savannah State	2-0	<i>Possible 2018-19 opponents in boldface</i>	
Iowa	0-0	Seton Hall	4-3		
Iowa State	2-1	SIU-Edwardsville	2-0		

CINCINNATI’S DEFENSIVE NUMBERS UNDER CRONIN

CINCINNATI’S DEFENSIVE STATISTICS DURING THE MICK CRONIN ERA (12-PLUS SEASONS; 2007-PRESENT)

YEAR	UC RECORD	OPP FGM-FGA	OPP FG%	OPP 3FGM-3FGA	OPP 3FG%	OPP PPG	GAMES ALLOWED <70 PTS	GAMES ALLOWED <60 PTS	GAMES ALLOWED <50 PTS	GAMES ALLOWED <40% FG	GAMES ALLOWED <35% FG	FORCED TURNOVERS	UC BLOCKS	UC STEALS
2006-07	11-19	685-1539	.445	231-612	.377	67.7	14	8	2	8	4	451	58	230
2007-08	13-19	717-1669	.430	209-621	.337	67.8	18	7	2	8	3	380	73	169
2008-09	18-14	752-1802	.417	186-581	.320	66.3	19	10	3	13	7	406	103	183
2009-10	19-16	807-1954	.413	230-676	.340	66.5	23	12	1	13	5	423	107	199
2010-11	26-9	735-1790	.411	171-529	.323	(9th) 59.6	30	18	7	17	7	492	129	258
2011-12	26-11	849-2063	.412	207-641	.323	(40th) 61.5	29	15	4	16	7	518	(44th) 170	(43rd) 298
2012-13	22-12	716-1851	(14th) .387	171-562	(34th) .304	(22nd) 59.0	30	18	3	16	9	452	(7th) 208	240
2013-14	27-7	690-1745	(19th) .395	182-568	.320	(4th) 58.4	31	19	6	19	8	485	(20th) 188	(24th) 268
2014-15	23-11	700-1804	(15th) .388	192-601	.319	(6th) 55.8	33	22	7	21	11	409	(11th) 185	222
2015-16	22-11	750-1907	(13th) .393	240-672	.357	(12th) 63.3	24	15	2	20	7	450	(9th) 192	(34th) 257
2016-17	30-6	767-1975	(9th) .388	264-765	.345	(8th) 61.3	26	17	3	19	10	476	(16th) 178	(32nd) 260
2017-18	31-5	739-1974	(2nd) .374	231-747	(8th) .309	(2nd) 57.5	30	22	8	24	15	514	(9th) 194	(32nd) 256
2018-19	28-6	737-1816	(32nd) .406	273-778	.351	(12th) 62.2	28	12	3	13	5	463	(26th) 153	210

National ranking in parentheses; Cronin-era bests in boldface

THE POLLS

ASSOCIATED PRESS POLL (MARCH 18)

Rk.	Team (First Place Votes)	
1	Duke (58)	1592
2	Virginia (5)	1497
3	North Carolina	1453
4	Gonzaga (1)	1398
5	Michigan State	1382
6	Tennessee	1270
7	Kentucky	1232
8	Michigan	1146
9	Texas Tech	1033
10	Florida State	1017
11	Houston	933
12	LSU	886
13	Purdue	727
14	Auburn	665
15	Buffalo	608
16	Virginia Tech	595
17	Kansas	590
18	Kansas State	529
19	Wofford	385
20	Nevada	361
21	Wisconsin	339
22	Cincinnati	335
23	Villanova	306
24	Iowa State	245
25	Utah State	73

OTHERS RECEIVING VOTES:

Marquette 63, Maryland 55, Mississippi St. 35, Murray St. 12, New Mexico St. 11, UCF 9, Louisville 8, VCU 4, Seton Hall 3, Old Dominion 2, Liberty 1.

USA TODAY COACHES POLL (MARCH 17)

Rk.	Team (First Place Votes)	
1	Duke (25)	744
2	Virginia (1)	701
3	Gonzaga (3)	667
4	North Carolina	666
5	Tennessee (1)	636
6	Michigan State	598
7	Kentucky	565
8	Michigan	538
9	Houston	494
10	Texas Tech	454
11	Florida State	453
12	LSU	370
13	Purdue	356
14	Kansas State	297
15	Virginia Tech	285
16	Buffalo	278
17	Kansas	273
18	Auburn	213
19	Wofford	191
20	Nevada	182
21	Wisconsin	170
22	Villanova	151
23	Iowa State	141
24	Cincinnati	134
25	Utah State	48
	Marquette	48

OTHERS RECEIVING VOTES:

Maryland 31, Mississippi State 24, Seton Hall 7, Arizona State 6, Murray State 6, VCU 5, Washington 4, Louisville 3, UCF 3, Liberty 2, Oregon 2, Florida 2, UC Irvine 2.

CINCINNATI'S WEEKLY RANKINGS

Associated Press	Week	USA Today
RV	Preseason	RV
--	Nov. 12	No Poll
--	Nov. 19	--
--	Nov. 26	--
--	Dec. 3	RV
RV	Dec. 10	RV
RV	Dec. 17	RV
RV	Dec. 24	RV
RV	Dec. 31	RV
--	Jan. 7	--
RV	Jan. 14	--
RV	Jan. 21	RV
RV	Jan. 28	RV
25	Feb. 4	23
RV	Feb. 11	RV
RV	Feb. 18	25
23	Feb. 25	22
20	Mar. 4	19
24	Mar. 11	23
22	Mar. 18	24

2018-19 AMERICAN ATHLETIC CONFERENCE

2018-19 AMERICAN CONFERENCE STANDINGS (MARCH 17)

Team	AAC	Pct.	Overall	Pct.
Houston	16-2	.889	31-3	.912
Cincinnati	14-4	.778	28-6	.824
Temple	13-5	.722	23-9	.719
UCF	13-5	.722	23-8	.742
Memphis	11-7	.611	21-13	.618
Wichita State	10-8	.556	18-14	.563
Tulsa	8-10	.444	18-14	.563
USF	8-10	.444	19-13	.594
UConn	6-12	.333	16-17	.485
SMU	6-12	.333	15-17	.469
ECU	3-15	.167	10-21	.323
Tulane	0-18	.000	4-27	.129

2019 NCAA TOURNAMENT

Tuesday, March 19

NCAA First Four at Dayton, Ohio

#11 Belmont vs. #11 Temple 9:00 pm TruTV

Friday, March 22

NCAA First Round at Columbus, Ohio

#10 Iowa vs. #7 Cincinnati 12:15 pm CBS

NCAA First Round at Tulsa, Okla.

#14 Georgia State vs. #3 Houston 7:20 pm TBS

NCAA First Round at Columbia, S.C.

#8 VCU vs. #9 UCF 9:30 pm CBS

2019 NATIONAL INVITATIONAL TOURNAMENT

Tuesday, March 19

San Diego at Memphis 8:00 pm ESPN3

Wednesday, March 20

Wichita State at Furman 7:00 pm ESPN3

Stony Brook at USF 7:00 pm TBD

CINCINNATI IN THE AMERICAN 2018-19 TEAM STATISTICS (MARCH 17)

CATEGORY	[*NATIONAL] LEAGUE RANK (STAT)
Scoring	9th (71.7)
Scoring Defense	[12th] 2nd (62.2)
Scoring Margin	[31st] 2nd (+9.5)
Free Throw Pct.	5th (.704)
Field Goal Pct.	8th (.432)
Field Goal Pct. Defense	[32nd] 3rd (.406)
3-Pt Field Goal Pct.	3rd (.350)
3-Pt Field Goal Pct. Defense	12th (.351)
Rebounding Offense	7th (36.2)
Rebounding Defense	1st (31.0)
Rebounding Margin	[30th] 3rd (+5.2)
Blocked Shots	[37th] T-1st (4.5)
Assists	8th (13.4)
Steals	6th (6.2)
Turnover Margin	[29th] 2nd (+3.06)
Assist-to-Turnover Ratio	3rd (1.3)
Offensive Rebounds	[20th] 2nd (12.8)
Defensive Rebounds	12th (23.4)
3-Pt Field Goals Made	11th (6.6)

INDIVIDUAL STATISTICS

PLAYER [*NATIONAL] LEAGUE RANK (STAT)

Scoring

Jarron Cumberland 3rd (18.8)

Rebounding

Trevon Scott 7th (6.9)

Nysier Brooks 11th (6.4)

Field Goal Percentage

Trevon Scott 15th (.471)

Assists

Jarron Cumberland 11th (3.6)

Free Throw Percentage

Jarron Cumberland 8th (.775)

Steals

Jarron Cumberland 15th (1.1)

Three-Point Field Goal Percentage

Justin Jenifer 1st (.445)

Jarron Cumberland 7th (.391)

Three-Point Field Goals Made

Jarron Cumberland 7th (2.3)

Justin Jenifer 15th (1.7)

Blocked Shots

Nysier Brooks 3rd (1.5)

Keith Williams 11th (0.9)

Assist-Turnover Ratio

Jarron Cumberland 13th (1.3)

Offensive Rebounds

Nysier Brooks 3rd (2.7)

Trevon Scott 8th (2.3)

Defensive Rebounds

Trevon Scott 8th (4.5)

Minutes Played

Jarron Cumberland 15th (32.3)

Trevon Scott 20th (30.4)

*National rankings (thru 3/17/19) are in brackets.

CINCINNATI'S RECORD WHEN

	06-07	07-08	08-09	09-10	10-11	11-12	12-13	13-14	14-15	15-16	16-17	17-18	18-19	TOTAL
Home games	10-8	10-7	13-5	13-5	15-3	14-4	13-5	18-1	15-3	14-3	18-0	15-1	16-2	182-46
Away games	0-9	3-11	4-7	2-9	7-4	7-5	5-5	7-3	6-5	6-6	9-3	9-2	7-4	72-73
Neutral site games	1-2	0-1	1-2	4-2	4-2	5-2	4-2	2-3	2-3	2-2	3-3	7-2	5-0	40-26
Conference games	2-14	8-10	8-10	7-11	11-7	12-6	9-9	15-3	13-5	12-6	16-2	16-2	14-3	142-88
vs. Top 25 teams	0-4	2-5	1-7	3-6	3-7	8-4	2-8	4-2	2-1	1-3	2-5	2-4	1-4	31-60
Overtime games	2-0	1-1	2-1	0-3	1-0	1-2	2-1	0-0	2-1	0-3	2-0	0-0	2-0	15-12
Lead at halftime	6-1	10-3	11-3	13-4	25-0	18-3	15-3	23-1	17-3	19-5	24-2	26-2	23-0	329-30
Trail at halftime	4-17	3-15	6-11	4-11	0-9	7-8	7-9	1-6	5-8	1-6	5-2	5-3	4-6	52-111
Tied at halftime	1-1	0-1	1-0	2-1	1-0	1-0	0-0	3-0	1-0	2-0	1-2	0-0	1-0	14-5
Lead with 10:00 left	10-1	9-1	14-1	13-3	26-0	18-4	19-1	23-1	20-3	22-3	27-1	26-1	24-0	305-20
Trail with 10:00 left	1-18	1-18	3-13	6-11	0-9	7-7	3-9	3-6	3-8	0-7	3-5	4-4	4-6	38-121
Tied with 10:00 left	0-0	3-0	1-0	0-2	0-0	1-0	0-2	1-0	0-0	0-1	0-0	1-0	0-0	7-5
Lead with 5:00 left	9-3	11-1	17-1	18-2	25-0	19-4	19-2	26-0	24-1	19-4	28-0	28-1	25-0	268-19
Trail with 5:00 left	0-16	2-17	1-13	0-13	0-9	5-7	2-9	1-7	0-8	1-6	2-6	2-3	2-5	18-119
Tied with 5:00 left	2-0	0-1	0-0	1-1	1-0	2-0	1-1	0-0	0-2	1-1	0-0	1-1	1-1	10-8
Lead with 2:00 left	10-2	11-1	16-0	18-2	25-1	23-2	19-2	25-1	23-1	19-3	27-0	29-1	26-0	272-16
Trail with 2:00 left	0-17	1-17	2-14	1-14	0-8	3-9	1-10	2-6	1-9	2-7	3-5	2-3	1-6	19-125
Tied with 2:00 left	1-0	1-1	0-0	0-0	1-0	0-0	2-0	0-0	0-1	0-1	0-1	0-1	1-0	6-5
Shoot better FG%	8-2	8-3	13-1	15-4	22-0	16-2	15-1	21-0	21-3	16-5	24-0	29-0	20-0	228-21
Shoot worse FG%	3-17	5-16	5-13	4-12	4-9	8-9	4-11	6-7	2-8	6-6	6-6	2-4	8-6	63-124
Shoot 50%-plus	0-2	0-0	4-1	8-1	7-0	6-0	4-0	3-0	9-1	4-2	14-0	8-0	6-0	73-7
Shoot below 50%	11-17	13-19	14-13	11-15	16-8	20-11	18-12	24-7	14-9	16-9	16-6	22-5	21-6	215-137
Opp. shoots 50%-plus	1-9	0-6	0-6	0-2	2-4	1-2	0-1	1-3	0-2	2-3	2-2	1-1	1-1	11-42
Opp. shoots below 50%	10-10	13-13	18-8	19-14	22-5	24-9	22-11	25-4	22-9	19-7	28-4	27-4	27-5	276-103
Opp. shoots below 40%	7-1	6-1	9-3	10-3	17-0	15-1	16-1	17-1	16-5	17-2	19-1	24-0	13-0	185-19
Make 7 or fewer 3FGs	10-12	8-12	7-11	13-12	21-6	12-9	12-9	22-7	20-11	9-5	18-4	16-4	18-5	183-107
Make 8 or more 3FGs	1-7	5-7	11-3	6-4	6-4	14-2	10-3	5-0	3-0	13-6	12-2	15-1	10-1	111-40
Shoot more FTs than opp.	7-3	6-3	12-1	11-2	22-2	16-4	16-3	20-2	20-6	14-3	19-2	21-3	23-3	207-37
Out-rebound opp.	9-5	10-11	13-4	17-8	24-3	10-4	17-8	19-4	18-8	18-7	24-3	25-3	23-2	236-70
Opp. out-rebounds UC	2-14	3-7	2-9	2-8	2-5	13-6	3-4	8-2	3-3	3-2	6-3	3-2	5-4	55-69
Same number of rebounds	0-0	0-1	3-1	0-0	0-1	3-1	2-0	0-1	1-1	1-2	0-0	3-0	0-0	13-8
Commit fewer TOs	7-11	4-5	9-3	7-6	16-6	22-5	14-4	16-4	13-3	17-2	25-3	22-3	22-4	194-59
Commit the same/more TOs	4-8	9-14	9-11	12-10	9-2	4-3	8-7	11-3	10-8	3-10	4-1	9-1	6-2	97-78
Commit 12 or less TOs	7-9	4-7	5-4	5-5	10-5	17-7	8-8	20-4	13-5	14-6	22-5	19-2	20-3	164-70
Outscore opp. bench	6-8	8-6	15-9	19-11	24-7	13-3	11-6	17-1	14-7	15-6	19-3	20-1	18-1	199-69
1-3 point games	1-4	5-5	2-0	4-5	2-1	5-4	2-3	4-2	1-4	2-6	4-0	3-1	4-2	49-37
4-5 point games	0-1	2-1	2-1	3-2	0-2	6-0	2-2	4-1	2-1	4-1	0-2	0-2	7-0	32-16
6-10 point games	5-2	2-6	5-6	4-4	7-2	5-3	7-4	2-2	8-1	3-3	7-2	6-1	3-2	64-38
11-19 point games	4-10	3-5	4-4	4-4	8-5	4-2	6-2	9-1	7-4	6-1	8-2	5-2	7-2	75-44
20-plus point games	1-2	1-2	5-3	4-1	9-1	7-1	5-1	8-1	5-1	7-0	11-0	16-0	7-0	86-13
Score 59 or fewer pts	0-9	3-7	1-6	0-7	3-8	3-7	1-9	2-7	6-11	2-4	4-3	3-0	1-4	29-80
Score 60-69 pts	6-7	8-7	4-6	9-4	9-1	7-4	9-3	11-0	9-0	8-2	6-2	6-2	8-1	99-39
Score 70 or more pts	5-3	2-5	13-2	10-5	14-0	16-2	12-0	14-0	8-0	12-5	20-1	22-3	19-1	167-27
Hold opp. to 50 or fewer pts	3-0	3-0	4-0	1-0	7-0	3-2	4-0	7-0	9-2	4-0	6-0	9-0	3-0	63-4
Hold opp. to 51-60 pts	3-4	5-1	6-2	9-2	12-1	12-3	12-4	11-3	10-3	12-1	11-2	16-0	9-1	129-27
Hold opp. to 61-70 pts	3-2	5-5	5-3	7-4	5-5	10-1	4-7	7-3	4-5	3-5	8-0	4-2	13-2	78-45
Opp. scores 70-plus pts	2-13	0-13	3-9	2-10	2-3	1-5	2-1	2-1	0-1	2-4	5-4	2-3	3-3	26-70
November	5-1	4-2	5-1	4-1	5-0	4-2	6-0	6-0	5-1	7-0	5-1	7-0	6-1	69-10
December	4-3	1-5	5-2	5-2	9-0	6-1	7-1	5-2	4-2	3-4	6-1	5-2	5-1	64-26
January	1-7	5-4	4-4	5-4	4-4	5-4	4-3	9-0	6-2	6-2	8-0	8-0	7-1	72-35
February	1-7	3-3	4-3	2-5	4-3	6-2	2-5	4-2	5-4	5-2	6-2	5-2	6-1	53-41
March	0-1	0-5	0-4	3-4	4-2	5-2	2-3	3-3	3-2	1-3	5-2	6-1	4-2	36-34
Monday	0-0	1-0	3-2	2-2	2-0	2-1	2-2	1-0	0-0	0-0	1-0	3-0	1-0	18-7
Tuesday	0-2	1-1	1-2	4-2	3-0	2-0	4-0	6-0	5-1	3-2	1-0	5-0	4-0	39-10
Wednesday	4-5	4-5	4-1	7-3	9-1	7-0	3-1	2-0	5-1	2-1	6-0	3-0	3-1	59-19
Thursday	0-1	0-2	3-0	1-2	3-1	3-1	1-3	5-1	3-1	3-3	6-0	5-1	4-1	37-17
Friday	1-0	1-1	0-1	0-0	1-0	4-1	1-2	2-1	2-1	2-2	3-0	3-0	3-0	23-9
Saturday	5-7	6-5	6-5	5-3	8-4	5-7	10-2	8-5	5-6	6-3	8-2	6-2	9-2	86-59
Sunday	1-4	0-5	1-3	0-4	0-3	3-1	2-1	2-0	3-1	6-0	5-4	6-2	4-2	33-30

BEARCATS STARTING LINEUPS

OPPONENT	UC STARTERS
<i>Tusculum (EXH.)</i>	<i>Jenifer, Broome, Cumberland, Scott, Brooks</i>
Ohio State	Jenifer, Broome, Cumberland, Scott, Brooks
North Carolina Central	Jenifer, Williams, Cumberland, Scott, Brooks
Milwaukee	Broome, Williams, Cumberland, Scott, Brooks
Western Michigan	Jenifer, Williams, Cumberland, Scott, Brooks
vs. George Mason	Jenifer, Williams, Cumberland, Scott, Brooks
vs. Ole aMiss	Jenifer, Williams, Cumberland, Scott, Brooks
Arkansas-Pine Bluff	Jenifer, Williams, Cumberland, Scott, Brooks
at UNLV	Jenifer, Williams, Cumberland, Scott, Brooks
NKU	Jenifer, Williams, Cumberland, Scott, Brooks
Xavier	Jenifer, Williams, Cumberland, Scott, Brooks
at Mississippi State	Jenifer, Williams, Cumberland, Scott, Brooks
UCLA	Jenifer, Williams, Cumberland, Scott, Brooks
South Carolina State	Jenifer, Williams, Cumberland, Scott, Brooks
Tulane	Jenifer, Broome, Cumberland, Scott, Brooks
at ECU	Jenifer, Williams, Cumberland, Scott, Brooks
at Tulsa	Jenifer, Williams, Cumberland, Scott, Brooks
UConn	Jenifer, Williams, Cumberland, Scott, Brooks
USF	Jenifer, Williams, Cumberland, Scott, Brooks
at Wichita State	Jenifer, Williams, Cumberland, Scott, Brooks
Tulsa	Jenifer, Williams, Cumberland, Scott, Brooks
at Temple	Jenifer, Williams, Cumberland, Scott, Brooks
SMU	Jenifer, Williams, Cumberland, Scott, Brooks
at Memphis	Jenifer, Williams, Cumberland, Scott, Brooks
at Houston	Jenifer, Williams, Cumberland, Scott, Brooks
Wichita State	Jenifer, Williams, Cumberland, Scott, Brooks
UCF	Jenifer, Williams, Cumberland, Scott, Brooks
at UConn	Jenifer, Williams, Cumberland, Scott, Brooks
at SMU	Jenifer, Williams, Cumberland, Scott, Brooks
Memphis	Jenifer, Williams, Cumberland, Scott, Brooks
at UCF	Jenifer, Williams, Cumberland, Scott, Brooks
Houston	Jenifer, Broome, Cumberland, Scott, Brooks
vs. SMU	Jenifer, Williams, Cumberland, Scott, Brooks
vs. Wichita State	Jenifer, Williams, Cumberland, Scott, Brooks
vs. Houston	Jenifer, Williams, Cumberland, Scott, Brooks
vs. Iowa	

RECORD BY STARTING LINEUPS

UC STARTERS	RECORD
Jenifer, Broome, Cumberland, Scott, Brooks	1-2
Jenifer, Williams, Cumberland, Scott, Brooks	26-4
Broome, Williams, Cumberland, Scott, Brooks	1-0

PLAYERS IN DOUBLE FIGURES

# OF PLAYERS	0	1	2	3	4	5	6	7
TIMES THIS SEASON	0	4	5	11	10	3	1	0

LEADS & DEFICITS

LARGEST LEAD - 56 pts (0:39, 2nd Half vs. Arkansas-Pine Bluff (11/27/18)
LARGEST LEAD LOST IN DEFEAT - 9 pts (15:45, 1st Half at ECU (1/5/19)
LARGEST DEFICIT OF SEASON - 18 pts (1:15, 2nd Half vs. Houston (3/10/19)
LARGEST DEFICIT OVERCOME - 14 pts (18:04, 2nd Half at Temple (1/27/19)

SPECIALTY STATISTICS

OPPONENT	RESULT	OFF TO	IN PAINT	2ND CHANCE	FAST BREAK	BENCH
Ohio State		7	18	14	5	9
at Cincinnati	L, 56-64	10	18	9	8	9
North Carolina Central		8	14	6	3	12
at Cincinnati	W, 73-51	19	28	9	6	21
Milwaukee		10	24	7	10	21
at Cincinnati	W, 74-63	14	32	17	19	4
Western Michigan		9	12	2	9	3
at Cincinnati	W, 76-52	19	36	16	11	24
George Mason		15	28	5	0	18
vs. Cincinnati	W, 71-55	15	30	8	0	33
Ole Miss		11	22	6	0	9
vs. Cincinnati	W, 71-57	17	20	7	0	17
Arkansas-Pine Bluff		11	18	11	10	14
at Cincinnati	W, 105-49	45	46	11	25	53
at UNLV		11	16	16	11	39
Cincinnati	W, 65-61	20	26	14	10	27
NKU		9	26	14	9	18
at Cincinnati	W, 78-65	10	28	20	7	14
Xavier		2	22	6	4	14
at Cincinnati	W, 62-47	17	28	12	6	6
at Mississippi State		16	18	14	6	24
Cincinnati	L, 59-70	12	20	9	0	7
UCLA		7	22	10	12	8
at Cincinnati	W, 93-64	20	30	10	11	17
South Carolina State		14	18	2	9	17
at Cincinnati	W, 77-56	7	34	20	10	30
Tulane		8	20	5	5	10
at Cincinnati	W, 93-61	20	34	15	19	29
at ECU		16	18	8	15	25
Cincinnati	L, 71-73	15	38	14	10	6
at Tulsa		8	4	4	0	22
Cincinnati	W, 70-65 (ot)	13	22	12	6	26
UConn		8	26	9	13	7
at Cincinnati	W, 74-72 (ot)	17	32	5	10	8
USF		12	30	19	16	8
at Cincinnati	W, 82-76	30	26	11	12	5
at Wichita State		16	18	11	2	16
Cincinnati	W, 66-55	10	14	14	2	4
Tulsa		11	26	5	6	15
at Cincinnati	W, 88-64	11	26	25	14	23
at Temple		11	18	3	15	20
Cincinnati	W, 72-68	8	30	17	14	14
SMU		7	20	10	8	1
at Cincinnati	W, 73-68	12	26	13	4	20
at Memphis		8	28	7	9	8
Cincinnati	W, 69-64	7	18	12	9	16
at Houston		2	32	14	6	33
at Cincinnati	L, 58-65	9	20	17	3	13
Wichita State		9	14	23	7	31
at Cincinnati	W, 72-62	14	18	6	17	19
UCF		18	14	4	8	8
at Cincinnati	W, 60-55	17	16	13	2	9
at UConn		9	30	12	14	29
Cincinnati	W, 64-60	13	30	18	14	25
at SMU		8	20	9	10	3
Cincinnati	W, 52-49	9	24	25	4	14
Memphis		8	36	6	13	23
at Cincinnati	W, 71-69	22	30	15	11	6
at UCF		10	30	14	11	16
Cincinnati	L, 55-58	10	30	17	13	16
Houston		22	30	18	14	32
at Cincinnati	L, 69-85	14	26	16	3	17
SMU (AAC)		10	26	11	14	9
vs Cincinnati	W, 82-74	13	38	17	7	11
Wichita State (AAC)		5	20	3	7	8
vs Cincinnati	W, 66-63	11	28	14	4	17
Houston (AAC)		12	18	13	2	14
vs Cincinnati	W, 69-57	5	20	15	4	15
Iowa (NCAA)						
vs Cincinnati						
TOTALS		OFF TO	IN PAINT	2ND CHANCE	FAST BREAK	BENCH
CINCINNATI		508	922	475	295	575
AVERAGE		14.9	27.1	14.0	8.7	16.9
OPPONENTS		353	736	311	283	538
AVERAGE		10.4	21.6	9.1	8.3	15.8

OVERTIME RECORDS

UC'S OVERALL RECORD	58-55
1 OT Games	49-44
2 OT Games	8-8
3 OT Games	0-1
4 OT Games	0-2
7 OT Games	1-0

RECORDS IN OVERTIME GAMES		
Home	28-17	.622
Schmidlapp Gym	3-4	.429
Schmidt Fieldhouse	0-1	.000
Music Hall	0-1	.000
Armory Fieldhouse	5-4	.556
Cincinnati Gardens	3-2	.600
U.S. Bank Arena	3-1	.750
Fifth Third Arena	15-4	.789
Away	18-30	.375
Neutral	11-8	.579

Current Streak: Won 4
Longest Winning Streak: 5 (Tay Baker - 1966-67)
Longest Losing Streak: 4 (Bob Ruess, 1943 - John Weithe, 1950)
• On Dec. 21, 1981 UC & Bradley played an NCAA-record 70T game (UC won, 75-73)
• Cincinnati has been involved in two of the five NCAA tournament championship games to go into overtime. The Bearcats defeated Ohio State, 70-65, in 1961, but lost to Loyola (Ill.), 60-58, in 1963.
• In 1966-67, Cincinnati played six overtime games, winning five.

UC COACHES IN OVERTIME GAMES			
COACH (YEARS)	NO.	RECORD	PCT.
Mick Cronin (2006-pres.)	27	15-12	.556
Bob Huggins (1989-2005)	25	14-11	.560
Tay Baker (1965-72)	9	7-2	.778
Ed Jucker (1960-65)	9	4-5	.444
Ed Badger (1978-83)	8	3-5	.375
Tony Yates (1983-89)	7	2-5	.286
John Wiethe (1946-52)	5	1-4	.200
George Smith (1952-60)	4	3-1	.750
Gale Catlett (1972-78)	4	2-2	.500
Frank Rice (1928-32)	4	1-3	.250
Boyd Chambers (1918-28)	3	3-0	1.000
Clark Ballard (1939-42)	2	2-0	1.000
Andy Kennedy (2005-06)	2	1-1	.250
Tay Brown (1933-37)	2	0-2	.000
John Halliday (1932-33)	1	0-1	.000
Bob Ruess (1942-44)	1	0-1	.000
Walter Van Winkle (1937-39)	0	—	—
Ray Farnham (1944-46)	0	—	—

OVERTIME GAMES IN MICK CRONIN ERA				
1/20/07	W	UC 96, West Virginia 83	1	SC
2/28/07	W	UC 70, Seton Hall 67	1	SC
2/9/08	W	UC 72, Rutgers 68	1	SC
3/2/08	L	Providence 81, UC 79	1	A
12/20/08	W	UC 85, Eastern Kentucky 77	1	SC
2/7/09	W	UC 64, Georgetown 62	1	SC
3/7/09	L	Seton Hall 67, UC 63	1	SC
11/25/09	L	Gonzaga 61, UC 59	1	N
12/13/09	L	Xavier 83, UC 79	2	A
2/21/10	L	Marquette 79, UC 76	1	SC
2/19/11	W	UC 93, Providence 81	1	A
11/25/11	L	Marshall 73, UC 69	1	SC
1/21/12	L	West Virginia 77, UC 74	1	A
3/8/12	W	UC 72, Georgetown 70	2	N
1/19/13	W	UC 71, Marquette 69	1	SC
2/21/13	L	UConn 73, UC 66	1	A
3/9/13	W	UC 61, USF 53	1	SC
12/13/14	L	Nebraska 56, UC 55	2	A
12/17/14	W	UC 71, San Diego State 62	1	SC
3/19/15	W	UC 66, Purdue 65	1	N
1/16/16	L	Temple 67, UC 65	2	A
2/18/16	L	Tulsa 70, UC 68	1	A
3/11/16	L	UConn 104, UC 97	4	N
12/1/16	W	UC 55, Iowa State 54	1	A
12/22/16	W	UC 93, Marshall 91	1	SC
1/10/19	W	UC 70, Tulsa 65	1	A
1/12/19	W	UC 74, UConn 72	1	SC

ACTIVE OVERTIME WIN STREAKS (THRU MAR. 17)			
Rk.	Wins	School	Last Loss (Date)
1.	10	Marquette	vs. Butler (1/31/2015)
2.	9	Harvard	vs. Boston College (1/14/2015)
T3.	7	Illinois State	vs. Charleston Southern (11/22/2017)
	7	Florida State	vs. Iowa (12/2/2015)
5.	6	The Citadel	vs. UMBC (12/19/2016)
6.	4	Cincinnati	vs. UConn (3/11/2016)

THE LAST TIME...

TEAM

100 POINTS BY A TEAM

By UC	105 vs. Arkansas-Pine Bluff, 11/27/18
By Opponent	104 by UConn (40T), 3/11/16

90-99 POINTS BY A TEAM

By UC	93 vs. UCLA, 12/19/18
By Opponent	91 by Marshall, 12/22/16

30-PLUS POINT WIN

By UC	32 (93-61) vs. Tulane, 1/2/19
By Opponent	38 (89-51) vs. Notre Dame, 3/10/11

60 PERCENT SHOOTING BY A TEAM

By UC	.641 vs. Arkansas-Pine Bluff, 11/27/18
By Opponent	.674 vs. Pittsburgh, 2/14/09

50 PERCENT SHOOTING BY A TEAM

By UC	.508 vs. SMU, 3/15/19
By Opponent	.517 by SMU, 3/15/19

CINCINNATI PLAYED A RANKED OPPONENT

UC Win	69-57 vs. No. 11 Houston, 3/17/19
UC Loss	69-85 vs. No. 12 Houston, 3/10/19

SINGLE OVERTIME GAME

UC Win	74-72 (OT) vs. UConn, 1/12/19
UC Loss	104-97 (4OT) vs. UConn, 3/11/16

DOUBLE OVERTIME GAME

UC Win	72-70 (2OT) vs. Georgetown, 3/8/12
UC Loss	104-97 (4OT) vs. UConn, 3/11/16

TRIPLE OVERTIME GAME

UC Win	75-73 (7OT*) vs. Bradley, 12/21/81
UC Loss	104-97 (4OT) vs. UConn, 3/11/16

* - NCAA record.

INDIVIDUAL

40 POINTS BY A PLAYER

By UC	41, Steve Logan vs. Southern Mississippi, 2/15/02
By Opponent	40, Trevon Bluiett, Xavier, 1/26/17

30 POINTS BY A PLAYER

By UC	33, Jarron Cumberland, vs. Houston, 3/17/19
By Opponent	31, Corey Davis Jr., vs. Houston, 3/10/19

20 REBOUNDS BY A PLAYER

By UC	20, Cedric McGowan vs. DePaul, 1/4/06
By Opponent	four times

15 REBOUNDS BY A PLAYER

By UC	15, Gary Clark, at UCF, 1/16/18
By Opponent	15, Greg Monroe, vs. Georgetown, 3/6/10

TWO PLAYERS WITH 20 OR MORE POINTS IN SAME GAME

By UC	Gary Clark (25), Jacob Evans (20) vs. UConn, 3/11/17
By Opponent	Daniel Hamilton (32), Jalen Adams (22) vs. UConn, 3/11/16

THREE PLAYERS WITH 10 OR MORE REBOUNDS IN SAME GAME

By UC	Gary Clark (10), Kyle Washington (10) & Troy Caupain (10) at Iowa State, 12/1/16
-------	---

TWO PLAYERS WITH 10 OR MORE REBOUNDS IN SAME GAME

By UC	Trevon Scott (10), Nysier Brooks (10) at Wichita State, 1/19/18
By Opponent	Ben Moore (11), Sterling Brown (11) vs. SMU, 1/12/17

10 ASSISTS BY A PLAYER

By UC	10, Troy Caupain, vs. USF, 2/4/16
By Opponent	10, Chris Howard, at USF, 2/14/09

FIVE STEALS BY A PLAYER

By UC	5, Jacob Evans III vs. Temple, 1/24/18
By Opponent	5, Galen Robinson, Jr., vs. Houston, 3/11/18

FIVE BLOCKED SHOTS BY A PLAYER

By UC	5, Nysier Brooks, vs. Wichita State, 2/17/19
By Opponent	5, Tacko Fall, vs. UCF, 2/21/19

DOUBLE-DOUBLE BY A UC PLAYER

UC Win	Trevon Scott (17 pts, 12 rebs) vs. SMU, 3/15/19
UC Loss	Gary Clark (14 pts, 12 rebs) at Butler, 12/10/16

DOUBLE-DOUBLES BY TWO UC PLAYERS

By UC	Trevon Scott (15 pts, 10 rebs) & Nysier Brooks (12 pts, 10 rebs) vs. Milwaukee, 11/16/18
-------	--

DOUBLE-DOUBLES BY THREE UC PLAYERS

By UC	Troy Caupain (37 pts, 10 rebs), Octavius Ellis (13 pts, 10 rebs) & Gary Clark (12 pts, 12 rebs) vs. UConn, 3/11/16
-------	--

TRIPLE-DOUBLE BY A UC PLAYER

By UC	Eric Hicks (22 pts., 12 rebs., 10 blks.) vs. Marquette, 1/7/06
-------	---

UC PLAYER LED TEAM IN POINTS, REBOUNDS & ASSISTS

By UC	Jarron Cumberland (24 pts, 9 rebs, 57 assts) vs. SMU, 2/2/19
-------	---

A PLAYER WON A GAME IN THE FINAL SECONDS

By UC	Jacob Evans III hits 19-foot jumper with 0.4 left at Temple as UC wins 55-53, 1/4/18
By Opponent	Roosevelt Jones layup with 0.1 left Butler defeats UC 78-76, 12/2/15

FOUR PLAYERS SCORED IN DOUBLE FIGURES

By UC	Jarron Cumberland (24), Keith Williams (13), Cane Broome (11), Nysier Brooks (10) vs. SMU, 2/2/19
-------	---

FIVE PLAYERS SCORED IN DOUBLE FIGURES

By UC	Jarron Cumberland (34), Trevon Scott (12), Keith Williams (11), Nysier Brooks (10), Justin Jenifer (10) vs. USF, 1/15/19
-------	--

SIX PLAYERS SCORED IN DOUBLE FIGURES

By UC	Justin Jenifer (13), Keith Williams (12), Cane Broome (11) Trevon Scott (11), Jarron Cumberland (10), Rashawn Fredericks (10) vs. Arkansas-Pine Bluff, 11/27/18
-------	---

SEVEN PLAYERS SCORED IN DOUBLE FIGURES

By UC	Kevin Johnson (18), Jacob Evans (17), Justin Jenifer (13), Kyle Washington (12), Jarron Cumberland (11) Troy Caupain (10), Tre Scott (10) vs. Fairleigh Dickinson, 12/17/16
-------	--

EIGHT PLAYERS SCORED IN DOUBLE FIGURES

By UC	Farad Cobb (15), Shaq Thomas (14), Kevin Johnson (14), Coreontae DeBerry (12), Justin Jenifer (11), Quadri Moore (10), Jacob Evans (10), Octavius Ellis (10) vs. Robert Morris, 11/15/15
-------	---

CRONIN ERA BESTS

MOST POINTS SCORED

119 (W, 119-68)	vs. Fairleigh Dickinson	12/17/16
107 (W, 107-77)	vs. Savannah State	11/10/17
106 (W, 106-44)	vs. Robert Morris	11/15/15
105 (W, 105-49)	vs. Arkansas-Pine Bluff	11/27/18
102 (W, 102-60)	vs. Miss. Valley St.	11/13/12
102 (W, 102-62)	vs. Chicago State	12/23/13
102 (W, 102-51)	vs. Western Carolina	11/13/17

MOST POINTS SCORED (HALF)

65 (W, 119-68)	vs. Fairleigh Dickinson	(1st) 12/17/16
60 (W, 99-50)	vs. Arkansas-Pine Bluff	(2nd) 11/22/15
60 (W, 107-77)	vs. Savannah State	(1st) 11/10/17
59 (W, 105-49)	vs. Arkansas-Pine Bluff	(1st) 11/27/18
59 (W, 96-58)	vs. Texas Southern	(2nd) 12/13/16
59 (W, 97-84)	vs. No. 20 Memphis	(2nd) 3/6/14
59 (W, 102-60)	vs. Miss. Valley St.	(2nd) 11/13/12

HIGHEST FG PERCENTAGE

.647 (44-68)	vs. Fairleigh Dickinson	12/17/16
.647 (33-51)	vs. UCF	2/25/15
.641 (41-64)	vs. Arkansas-Pine Bluff	11/27/18
.632 (36-57)	vs. Campbell	11/20/13
.628 (27-43)	vs. St. John's	2/11/09
.628 (27-43)	vs. Kansas State	3/17/17
.610 (36-59)	vs. Western Carolina	11/13/15

HIGHEST 3-PT. PERCENTAGE

.682 (15-22)	vs. Tulsa	2/25/18
.643 (9-14)	vs. Temple	1/17/14
.636 (7-11)	vs. Stony Brook	12/2/14
.600 (6-10)	vs. St. John's	2/11/09

MOST REBOUNDS

69	vs. Chicago State	12/23/13
65	vs. Savannah State	11/10/17
56	at Temple (2OT)	1/16/16
	vs. North Carolina A&T	11/18/12

MOST ASSISTS

32	vs. Robert Morris	11/15/15
29	vs. Fairleigh Dickinson	12/17/16
27	vs. USF	1/29/17
	vs. Toledo	11/18/09

MOST BLOCKED SHOTS

12	vs. Wagner	12/23/14
	vs. Marquette	1/19/13
	at DePaul	1/15/13
	vs. North Carolina A&T	11/18/12
11	vs. Mississippi State	12/12/17
	at Xavier	12/2/17

MOST STEALS

23	vs. Arkansas-Little Rock	12/6/12
19	vs. Arkansas-Pine Bluff	11/22/15
18	vs. Robert Morris	11/15/15

MOST FORCED TURNOVERS

32	vs. Arkansas-Little Rock	12/6/12
	vs. North Carolina State	12/23/06
31	vs. Arkansas-Pine Bluff	11/27/18
30	vs. Arkansas-Pine Bluff	11/22/15

FEWEST POINTS ALLOWED

34	vs. Dayton	11/27/10
37	vs. Saint Francis (Pa.)	11/14/14
38	at UCF	1/16/18
39	vs. Howard	11/10/06
	at West Virginia	1/30/08
	vs. North Carolina A&T	11/18/12

FEWEST POINTS ALLOWED (HALF)

13	vs. Marquette	1/19/13
13	vs. UCF	(1st) 2/6/18
14	vs. Richmond	(1st) 11/21/17
14	vs. Alabama State	(1st) 11/13/11

LOWEST FG PERCENTAGE ALLOWED

.152 (10-66)	vs. North Carolina A&T	11/18/12
.200 (12-60)	vs. Dayton	11/27/10
.200 (10-50)	at West Virginia	1/30/08

LOWEST 3-PT. FG PERCENTAGE ALLOWED

.000 (0-14)	vs. UCF	2/6/18
.000 (0-10)	at No. 24/22 Pittsburgh	12/31/12
.000 (0-4)	vs. Texas Southern	11/18/08
.045 (1-22)	at West Virginia	1/30/08
.063 (1-16)	vs. Providence	3/13/13
.091 (1-11)	vs. USF	2/2/14

BIGGEST WIN

62 (106-44)	vs. Robert Morris	11/15/15
56 (105-49)	vs. Arkansas-Pine Bluff	11/27/18
54 (93-39)	vs. North Carolina A&T	11/18/12

BIGGEST COMEBACK

Down 18 (won 80-70)	vs. Houston	1/31/18
Down 17 (won 96-83 in OT)	vs. West Virginia	1/20/07
Down 16 (won 70-55)	vs. Samford	11/23/16
Down 15 (won 93-91 in OT)	vs. Marshall	12/22/16

CINCINNATI RADIO-TV CHART




0 **LOGAN JOHNSON**
G • 6-2 • 175 • FR-HS
MOUNTAIN VIEW, CALIF.



2 **KEITH WILLIAMS**
G • 6-5 • 210 • SO-1L
BROOKLYN, N.Y.



3 **JUSTIN JENIFER**
G • 5-10 • 175 • SR-3L
BALTIMORE, MD.



5 **TREVOR MOORE**
G • 6-5 • 195 • SO-1L
HOUSTON, TEXAS




10 **RASHAWN FREDERICKS**
G/F • 6-5 • 200 • JR-TR
ST. CROIX, VIRGIN ISLANDS



11 **LAQUILL HARDNETT**
F • 6-8 • 210 • FR-HS
PHILADELPHIA, PA.



13 **TREVON SCOTT**
F • 6-8 • 225 • R-JR-2L
TOWNSEND, GA.



15 **CANE BROOME**
G • 6-0 • 165 • SR-1L
EAST HARTFORD, CONN.




20 **MAMOUDOU DIARRA**
F • 6-9 • 215 • R-FR-HS
BAMAKO, MALI



22 **ELIEL NSOSEME**
F/C • 6-9 • 225 • SO-1L
KINSHASA, CONGO



24 **PRINCE GILLAM TOYAMBI**
F • 6-7 • 225 • FR-HS
KINSHASA, CONGO




31 **SAM MARTIN**
G • 5-10 • 170 • SO-1L
CINCINNATI, OHIO



32 **JOHN KOZ**
G • 6-1 • 200 • JR-2L
CLEVELAND, OHIO



33 **NYSIER BROOKS**
C • 6-11 • 240 • JR-2L
PHILADELPHIA, PA.



34 **JARRON CUMBERLAND**
G • 6-5 • 205 • JR-2L
WILMINGTON, OHIO



MICK CRONIN
HEAD COACH



DARREN SAVINO
ASSOCIATE HEAD COACH



ANTWON JACKSON
ASSISTANT COACH



GREG YOUNCOFSKI
ASSISTANT COACH

CINCINNATI PLAYER SEASON & CAREER HIGHS

#0 - LOGAN JOHNSON

2018-19 Season		Career
8 vs. NC Central, 11/13/18	Pts	8 vs. NC Central, 11/13/18
6 vs. NC Central, 11/13/18	FG Atts	6 vs. NC Central, 11/13/18
3, 3x (last at Memphis, 2/7/19)	FG Made	3, 3x (last at Memphis, 2/7/19)
2, 2x (last vs. Tulsa, 1/24/19)	3PT-FG Atts	2, 2x (last vs. Tulsa, 1/24/19)
1, 3x (last vs. Houston, 3/10/19)	3PT-FG Made	1, 3x (last vs. Houston, 3/10/19)
6 vs. UCLA, 12/19/18	FT Atts	6 vs. UCLA, 12/19/18
5 vs. UCLA, 12/19/18	FT Made	5 vs. UCLA, 12/19/18
7 vs. SC State, 12/22/18	Rebs	7 vs. SC State, 12/22/18
6 vs. Milwaukee, 11/16/18	Assts	6 vs. Milwaukee, 11/16/18
4 vs. Arkansas-Pine Bluff, 11/27/18	Stls	4 vs. Arkansas-Pine Bluff, 11/27/18
2 vs. Ohio State, 11/7/18	Blks	2 vs. Ohio State, 11/7/18
21 vs. Milwaukee, 11/16/18	Mins	21 vs. Milwaukee, 11/16/18

#2 - KEITH WILLIAMS

2018-19 Season		Career
19 vs. UCLA, 12/19/18	Pts	19 vs. UCLA, 12/19/18
14 vs. Xavier, 12/8/18	FG Atts	14 vs. Xavier, 12/8/18
8 vs. UCLA, 12/19/18	FG Made	8 vs. UCLA, 12/19/18
5, 2x (last vs. Houston, 2/10/19)	3PT-FG Atts	5, 2x (last vs. Houston, 2/10/19)
3 vs. UCLA, 12/19/18	3PT-FG Made	3 vs. UCLA, 12/19/18
10 vs. Wichita State, 2/17/19	FT Atts	10 vs. Wichita State, 2/17/19
9 vs. Wichita State, 2/17/19	FT Made	9 vs. Wichita State, 2/17/19
8 at UNLV, 12/1/18	Rebs	8 at UNLV, 12/1/18
5 vs. Tulsa, 1/24/19	Assts	5 vs. Tulsa, 1/24/19
4, 2x (last vs. Houston, 2/10/19)	Stls	4, 2x (last vs. Houston, 2/10/19)
3 vs. NC Central, 11/13/18	Blks	3 vs. NC Central, 11/13/18
37, 2x (last vs. Houston, 2/10/19)	Mins	37, 2x (last vs. Houston, 2/10/19)

#3 - JUSTIN JENIFER

2018-19 Season		Career
18, 2x (last vs. Tulsa, 1/24/19)	Pts	18, 2x (last vs. Tulsa, 1/24/19)
12 at Memphis, 2/7/19	FG Atts	12, 2x (last at Memphis, 2/7/19)
6, 3x (last vs. SMU, 3/15/19)	FG Made	6, 5x (last vs. SMU, 3/15/19)
10 vs. Tulsa, 1/24/19	3PT-FG Atts	10 vs. Tulsa, 1/24/19
6 vs. Tulsa, 1/24/19	3PT-FG Made	6 vs. Tulsa, 1/24/19
8, 2x (last at Wichita State, 1/19/19)	FT Atts	8, 2x (last at Wichita State, 1/19/19)
7 at Wichita State, 1/19/19	FT Made	7 at Wichita State, 1/19/19
6 at ECU, 1/5/19	Rebs	6 at ECU, 1/5/19
9 vs. Xavier, 12/8/18	Assts	9, 4x (last vs. Xavier, 12/8/18)
2, 3x (last at Memphis, 2/7/19)	Stls	3, 2x (last vs. USF, 2/4/16)
0	Blks	0
38 at ECU, 1/5/19	Mins	38 at ECU, 1/5/19

#5 - TREVOR MOORE

2018-19 Season		Career
10 vs. SC State, 12/22/18	Pts	14 vs. UCF, 2/6/18
10 vs. SC State, 12/22/18	FG Atts	10 vs. SC State, 12/22/18
4 vs. SC State, 12/22/18	FG Made	4, 4x (last vs. SC State, 12/22/18)
8 vs. SC State, 12/22/18	3PT-FG Atts	8, 2x (last vs. SC State, 12/22/18)
3, 2x (last vs. SMU, 2/2/19)	3PT-FG Made	4 vs. UConn, 2/22/18
2, 3x (last at UCF, 3/7/19)	FT Atts	5 vs. UCF, 2/6/18
2, 2x (last at UCF, 3/7/19)	FT Made	4 vs. UCF, 2/6/18
5 at Temple, 1/27/19	Rebs	8 vs. Richmond, 11/21/17
4 vs. Arkansas-Pine Bluff, 11/27/18	Assts	4 vs. Arkansas-Pine Bluff, 11/27/18
3, 2x (last at Tulsa, 1/10/19)	Stls	3, 2x (last at Tulsa, 1/10/19)
1 vs. Arkansas-Pine Bluff, 11/27/18	Blks	1, 3x (last vs. Ark.-Pine Bluff, 11/27/18)
26 at Tulsa, 1/10/19	Mins	26, 2x (last at Tulsa, 1/10/19)

#10 - RASHAWN FREDERICKS

2018-19 Season		Career
11 vs. George Mason, 11/23/18	Pts	11 vs. George Mason, 11/23/18
8 vs. Arkansas-Pine Bluff, 11/27/18	FG Atts	8 vs. Arkansas-Pine Bluff, 11/27/18
5 vs. George Mason, 11/23/18	FG Made	5 vs. George Mason, 11/23/18
5 vs. Tulane, 1/2/19	3PT-FG Atts	5 vs. Tulane, 1/2/19
3 vs. Tulane, 1/2/19	3PT-FG Made	3 vs. Tulane, 1/2/19
4 vs. SC State, 12/22/18	FT Atts	4 vs. SC State, 12/22/18
4 vs. SC State, 12/22/18	FT Made	4 vs. SC State, 12/22/18
8 vs. Wichita State, 2/17/19	Rebs	8 vs. Wichita State, 2/17/19
1, 7x (last vs. Tulsa, 1/24/19)	Assts	1, 7x (last vs. Tulsa, 1/24/19)
3 vs. SC State, 12/22/18	Stls	3 vs. SC State, 12/22/18
2 vs. Arkansas-Pine Bluff, 11/27/18	Blks	2 vs. Arkansas-Pine Bluff, 11/27/18
23 vs. Arkansas-Pine Bluff, 11/27/18	Mins	23 vs. Arkansas-Pine Bluff, 11/27/18

#11 - LaQUILL HARDNETT

2018-19 Season		Career
0	Pts	0
0	FG Atts	0
0	FG Made	0
0	3PT-FG Atts	0
0	3PT-FG Made	0
0	FT Atts	0
0	FT Made	0
0	Rebs	0
0	Assts	0
0	Stls	0
0	Blks	0
0	Mins	0

#13 - TREVON SCOTT

2018-19 Season		Career
22 vs. NKU, 12/4/18	Pts	22 vs. NKU, 12/4/18
17 vs. SMU, 3/15/19	FG Atts	17 vs. SMU, 3/15/19
9 at UCF, 3/7/19	FG Made	9 at UCF, 3/7/19
5 at Memphis, 2/7/19	3PT-FG Atts	5 at Memphis, 2/7/19
2, 3x (last vs. Wichita State, 3/16/19)	3PT-FG Made	2, 3x (last vs. Wichita State, 3/16/19)
13 vs. NKU, 12/4/18	FT Atts	13 vs. NKU, 12/4/18
12 vs. NKU, 12/4/18	FT Made	12 vs. NKU, 12/4/18
12 vs. SMU, 3/15/19	Rebs	12 vs. SMU, 3/15/19
4, 2x (last vs. Wichita State, 2/17/19)	Assts	6 vs. Western Carolina, 11/13/17
2, 5x (last vs. SMU, 3/15/19)	Stls	5 vs. USF, 1/29/17
2, 2x (last vs. Ole Miss, 11/24/18)	Blks	5 vs. Lipscomb, 11/26/16
39 at UCF, 3/7/19	Mins	39 at UCF, 3/7/19

#15 - CANE BROOME

2018-19 Season		Career
21 vs. George Mason, 11/23/18	Pts	39 at Fairleigh Dickinson, 2/20/16*
13 vs. George Mason, 11/23/18	FG Atts	25, 2x (last vs. LIU Brooklyn, 3/2/16)*
8 vs. Milwaukee, 11/16/18	FG Made	15 vs. LIU Brooklyn, 3/2/16*
7 at Tulsa, 1/10/19	3PT-FG Atts	13 at LIU Brooklyn, 1/27/16*
3 vs. Houston, 3/17/19	3PT-FG Made	6 at LIU Brooklyn, 1/27/16*
8, 2x (last vs. UConn, 1/12/19)	FT Atts	22 at Fairleigh Dickinson, 2/20/16*
7 vs. George Mason, 11/23/18	FT Made	15 at Fairleigh Dickinson, 2/20/16*
5, 2x (last vs. UConn, 1/12/19)	Rebs	10, 2x (last at Bryant, 2/18/16)*
6 at Tulsa, 1/10/19	Assts	6, 6x (last at Tulsa, 1/10/19)
3 vs. Milwaukee, 11/16/18	Stls	4, 4x (last vs. Wagner, 1/9/16)*
1 vs. SMU, 2/2/19	Blks	2 at Brown, 12/28/14*
36 vs. Milwaukee, 11/16/18	Mins	44 at Bryant, 3/4/15*

#20 - MAMOUDOU DIARRA

2018-19 Season		Career
9 vs. Arkansas-Pine Bluff, 11/27/18	Pts	9, 2x (last vs. Ark.-Pine Bluff, 11/27/18)
6, 2x (last vs. SC State, 12/22/18)	FG Atts	6, 3x (last vs. SC State, 12/22/18)
4 vs. Arkansas-Pine Bluff, 11/27/18	FG Made	4 vs. Arkansas-Pine Bluff, 11/27/18
1, 2x (last vs. SC State, 12/22/18)	3PT-FG Atts	2 vs. Coppin State, 11/16/17
1 vs. Arkansas-Pine Bluff, 11/27/18	3PT-FG Made	1, 2x (last vs. Ark.-Pine Bluff, 11/27/18)
4 vs. Western Michigan, 11/19/18	FT Atts	4, 2x (last vs. Western Michigan, 11/19/18)
3 vs. Houston (3/10/19)	FT Made	3, 2x (last vs. Houston, 3/10/19)
6, 3x (last at UConn, 2/24/19)	Rebs	6, 4x (last at UConn, 2/24/19)
1, 4x (last at UCF, 3/7/19)	Assts	1, 6x (last at UCF, 3/7/19)
2 at UCF, 3/7/19	Stls	2 at UCF, 3/7/19
2 vs. Tulane, 1/2/19	Blks	2, 2x (last vs. Tulane, 1/2/19)
15 at UConn, 2/24/19	Mins	15 at UConn, 2/24/19

#22 - ELIEL NSOSEME

2018-19 Season		Career
6 vs. NKU, 12/4/18	Pts	6 vs. NKU, 12/4/18
5 vs. Tulane, 1/2/19	FG Atts	5, 2x (last vs. Tulane, 1/2/19)
2, 3x (last vs. NKU, 12/4/18)	FG Made	2, 5x (last vs. NKU, 12/4/18)
0	3PT-FG Atts	0
0	3PT-FG Made	0
4, 2x (last vs. Wichita State, 2/17/19)	FT Atts	5 vs. Savannah State, 11/10/17
2, 4x (last at UConn, 2/24/19)	FT Made	2, 4x (last at UConn, 2/24/19)
8, 2x (last vs. NKU, 12/4/18)	Rebs	8, 3x (last vs. NKU, 12/4/18)
1, 4x (last vs. UConn, 1/12/19)	Assts	2 vs. Coppin State, 11/16/17
2 vs. USF, 1/15/19	Stls	2 vs. USF, 1/15/19
4 vs. USF, 1/15/19	Blks	4, 2x (last vs. USF, 1/15/19)
22 vs. NKU, 12/4/18	Mins	22 vs. NKU, 12/4/18

#33 - NYSIER BROOKS

2018-19 Season		Career
17, 2x (last vs. UConn, 1/12/19)	Pts	17, 2x (last vs. UConn, 1/12/19)
12 at SMU, 2/27/19	FG Atts	12 at SMU, 2/27/19
6, 3x (last vs. Houston, 3/10/19)	FG Made	6, 3x (last vs. Houston, 3/10/19)
0	3PT-FG Atts	0
0	3PT-FG Made	0
9 at ECU, 1/5/19	FT Atts	9 at ECU, 1/5/19
8 vs. SC State, 12/22/18	FT Made	8 vs. SC State, 12/22/18
12, 2x (last vs. Memphis, 3/2/19)	Rebs	12, 2x (last vs. Memphis, 3/2/19)
3 vs. UCLA, 12/19/18	Assts	3 vs. UCLA, 12/19/18
3 at Tulsa, 1/10/19	Stls	3 at Tulsa, 1/10/19
5 vs. Wichita State, 2/17/19	Blks	5, 2x (last vs. Wichita State, 2/17/19)
34, 2x (last vs. UCF, 2/21/19)	Mins	34, 2x (last vs. UCF, 2/21/19)

#34 - JARRON CUMBERLAND

2018-19 Season		Career
34 vs. USF, 1/15/19	Pts	34 vs. USF, 1/15/19
25 at Houston, 2/10/19	FG Atts	25 at Houston, 2/10/19
11, 2x (last vs. Houston, 3/17/19)	FG Made	11, 2x (last vs. Houston, 3/17/19)
10, 3x (last vs. Wichita State, 2/17/19)	3PT-FG Atts	11 vs. Georgia State, 3/16/18
6 vs. Wichita State, 2/17/19	3PT-FG Made	6, 2x (last vs. Wichita State, 2/17/19)
17 at Temple, 1/27/19	FT Atts	17 at Temple, 1/27/19
14 vs. USF, 1/15/19	FT Made	14 vs. USF, 1/15/19
9 vs. SMU, 2/2/19	Rebs	11 vs. Georgia State, 3/16/18
8 vs. SMU, 3/15/19	Assts	8, 3x (last 8 vs. SMU, 3/15/19)
4 vs. USF, 1/15/19	Stls	5 vs. SMU, 3/12/17
2, 3x (last vs. UCF, 2/21/19)	Blks	3 vs. ECU, 1/20/18
42 vs. UConn, 1/12/19	Mins	42 vs. UConn, 1/12/19



#0 LOGAN JOHNSON

GUARD • 6-2 • 175 • FRESHMAN • HS • MOUNTAIN VIEW, CALIF. (SAINT FRANCIS HS)

MOMENTS

» Stole a Tigers' pass with one second left to secure Cincinnati's thrilling 71-69 win over Memphis (3/2/19).

2018-19 Season (Freshman): Stole a pass from Isaiah Maurice of Memphis with one second remaining to secure Cincinnati's 71-69 home win over the Tigers (3/2) ... scored six points with four rebounds and two assists in 14 minutes at Memphis (2/7) ... posted four points, three rebounds, two steals and a block in 11 minutes at Temple (1/27) ... saw a conference season-high 12 minutes of play, contributing three rebounds, two points and an assist against Tulsa (1/24) ... scored seven points, including 5-of-6 free throws in seven minutes against UCLA (12/19) ... matched his season high with eight points to go with a game-high four steals against UAPB (11/27) ... handed out a team-high six assists without a turnover in 21 minutes against Milwaukee (11/16) ... posted eight points with four rebounds against North Carolina Central (11/13) ... registered his first collegiate points on a pair of free throws against Ohio State (11/7) ... posted five points with four rebounds and two assists in 18 minutes of play during the exhibition game against Tusculum (11/1).

Prior to Cincinnati: Averaged 22 points, eight rebounds, six assists and three steals as a senior at Saint Francis High School, helping lead the Lancers in the Division I Playoffs ... tabbed West Catholic Athletic League First Team, San Francisco Chronicle All-Metro First Team, MaxPreps All-NorCal Second Team and SportsStars Magazine All-NorCal First Team as a senior ... guided the Lancers to the Northern California Division II championship game, averaging 18 points, eight rebounds, five assists and two steals as a junior ... named West Catholic Athletic League Most Valuable Player, the San Francisco Chronicle Player of the Year, the Cal Hi Sports Bay Area Player of the Year, a Mercury News First Team All-Bay Area selection, a Pangos All-American and a Cal Hi Sports Third Team All-State honoree as a junior ... tabbed a four-star prospect according to Scout.com, Johnson was listed among the Top 20 players in the Golden State and among the Top 150 players in the nation by 247 Sports and Rivals.com.

Personal: Born Oct. 11, 1999 in Spokane, Wash. ... son of Jennifer and Milton Johnson ... has one sister, Lauren, and three brothers, Brandon, Tyler and Gabe ... his brother, Tyler Johnson, plays for the NBA's Miami Heat ... ambidextrous.

SEASON & CAREER STATISTICS

2018-19 Season		Career
8 vs. NC Central, 11/13/18	Pts	8 vs. NC Central, 11/13/18
6 vs. NC Central, 11/13/18	FG Atts	6 vs. NC Central, 11/13/18
3, 3x (last at Memphis, 2/7/19)	FG Made	3, 3x (last at Memphis, 2/7/19)
2, 2x (last vs. Tulsa, 1/24/19)	3PT-FG Atts	2, 2x (last vs. Tulsa, 1/24/19)
1, 3x (last vs. Houston, 3/10/19)	3PT-FG Made	1, 3x (last vs. Houston, 3/10/19)
6 vs. UCLA, 12/19/18	FT Atts	6 vs. UCLA, 12/19/18
5 vs. UCLA, 12/19/18	FT Made	5 vs. UCLA, 12/19/18
7 vs. SC State, 12/22/18	Rebs	7 vs. SC State, 12/22/18
6 vs. Milwaukee, 11/16/18	Assts	6 vs. Milwaukee, 11/16/18
4 vs. Arkansas-Pine Bluff, 11/27/18	Stls	4 vs. Arkansas-Pine Bluff, 11/27/18
2 vs. Ohio State, 11/7/18	Blks	2 vs. Ohio State, 11/7/18
21 vs. Milwaukee, 11/16/18	Mins	21 vs. Milwaukee, 11/16/18

MISCELLANEOUS STATISTICS

CATEGORY	2018-19	CAREER
Double-Figure Scoring Games	0	0
Double-Figure Rebounding Games	0	0
Double-Double Games	0	0
20-Point Scoring Games	0	0
Games Led UC in Scoring	0	0
Games Led UC in Rebounding	0	0
Games Led UC in Assists	1	1
Games With 3+ Assists	1	1
Games With 3+ Blocks	0	0
Games With 3+ Steals	1	1
Games With 3+ Three-Pointers	0	0


GAME-BY-GAME STATISTICS

2018-19 (FRESHMAN SEASON)

Opponent	Date	gs	min	Total		3-Pointers		Free throws		Rebounds							pts	avg		
				fg	pct	3fg	pct	ft	pct	off	def	tot	avg	pf	a	to			blk	stl
OHIO ST.	11/07/18	10	0-2	.000	0-1	.000	2-2	1.000	0	0	0	0.0	2	0	0	2	0	2.0		
N.C. CENTRAL	11/13/18	18	3-6	.500	0-1	.000	2-2	1.000	2	2	4	2.0	0	2	2	0	0	8.5		
MILWAUKEE	11/16/18	21	2-2	1.000	0-0	.000	0-0	.000	1	1	2	2.0	1	6	0	0	1	4	4.7	
WESTERN MICH.	11/19/18	11	0-0	.000	0-0	.000	0-0	.000	0	0	1.5	3	0	1	1	0	0	3.5		
vs George Mason	11/23/18	5	0-0	.000	0-0	.000	0-0	.000	0	1	1	1.4	0	0	1	0	0	2.8		
vs Ole Miss	11/24/18	12	1-3	.333	0-0	.000	1-2	.500	1	1	2	1.5	1	1	1	1	0	3	2.8	
ARK-PINE BLUFF	11/27/18	19	3-5	.600	1-2	.500	1-2	.500	0	3	3	1.7	0	2	1	1	4	8	3.6	
at UNLV	12/01/18	8	2-2	1.000	1-1	1.000	0-0	.000	0	0	1.5	1	0	2	0	1	5	3.8		
NORTHERN KY.	12/04/18	12	1-3	.333	0-1	.000	0-0	.000	0	2	2	1.6	2	2	0	0	1	2	3.6	
XAVIER	12/08/18	1	0-0	.000	0-0	.000	0-0	.000	0	0	1.4	1	0	0	0	0	0	0	3.2	
at Mississippi State	12/15/18	3	0-0	.000	0-0	.000	0-0	.000	0	0	1.3	0	0	0	0	0	0	0	2.9	
UCLA	12/19/18	6	1-1	1.000	0-0	.000	5-6	.833	0	1	1	1.3	1	0	1	0	0	7	3.3	
SOUTH CAROLINA ST.	12/22/18	12	1-4	.250	0-0	.000	0-0	.000	3	4	7	1.7	1	2	1	0	0	2	3.2	
TULANE	01/02/19	7	0-2	.000	0-0	.000	0-0	.000	1	0	1	1.6	0	0	1	0	0	0	2.9	
at ECU	01/05/19	2	0-0	.000	0-0	.000	0-0	.000	1	0	1	1.6	0	0	2	1	0	0	2.7	
at Tulsa	01/10/19	5	0-1	.000	0-1	.000	1-2	.500	0	1	1	1.6	1	0	0	1	0	1	2.6	
UCONN	01/12/19	2	0-0	.000	0-0	.000	0-0	.000	0	1	1	1.5	1	0	1	0	0	0	2.5	
SOUTH FLA.	01/15/19	5	0-0	.000	0-0	.000	0-0	.000	0	0	0	1.4	0	1	1	0	0	0	2.3	
TULSA	01/24/19	12	1-4	.250	0-2	.000	0-0	.000	2	1	3	1.5	1	1	0	0	0	2	2.3	
at Temple	01/27/19	11	1-3	.333	0-1	.000	2-2	1.000	1	2	3	1.6	2	1	0	1	2	4	2.4	
SMU	02/02/19	4	0-0	.000	0-0	.000	0-0	.000	0	0	0	1.5	0	0	0	0	0	0	2.3	
at Memphis	02/07/19	14	3-3	1.000	0-0	.000	0-0	.000	2	2	4	1.6	1	2	2	0	0	6	2.5	
at Houston	02/10/19	2	0-1	.000	0-0	.000	0-0	.000	0	0	0	1.6	1	0	0	0	0	0	2.3	
WICHITA ST.	02/17/19	3	1-3	.333	0-0	.000	0-0	.000	1	0	1	1.5	2	1	0	0	0	2	2.3	
UCF	02/21/19	0	0-0	.000	0-0	.000	0-0	.000	0	0	0	1.5	0	0	0	0	0	0	2.2	
at UConn	02/24/19	7	2-3	.667	0-1	.000	0-0	.000	0	0	0	1.4	0	0	0	0	0	4	2.3	
at SMU	02/27/19	1	0-0	.000	0-0	.000	0-0	.000	0	0	0	1.4	1	0	2	0	0	0	2.2	
MEMPHIS	03/02/19	3	0-0	.000	0-0	.000	0-0	.000	0	0	0	1.3	0	0	0	0	1	0	2.1	
at UCF	03/07/19	0	0-0	.000	0-0	.000	0-0	.000	0	0	0	1.3	0	0	0	0	0	0	2.1	
HOUSTON	03/10/19	5	1-1	1.000	1-1	1.000	0-2	.000	0	1	1	1.3	0	0	0	0	0	3	2.1	
vs SMU	03/15/19	0	0-0	.000	0-0	.000	0-0	.000	0	0	0	1.2	0	0	0	0	0	0	2.0	
Totals		0	221	23-49	.469	3-12	.250	14-20	.700	15	23	38	1.2	23	21	19	7	11	63	2.0

CAREER STATISTICS

			Total		3-Point		F-Throws		Rebounds											Scoring	
Season	gp-gs	min/avg	fg-fga	pct	fg-fga	pct	ft-fa	pct	off	def	tot	avg	pf	fo	ast	to	blk	stl	pts	avg	
2018-19	31-0	221/7.1	23-49	.469	3-12	.250	14-20	.700	15	23	38	1.2	23	0	21	19	7	11	63	2.0	
TOTAL	31-0	221/7.1	23-49	.469	3-12	.250	14-20	.700	15	23	38	1.2	23	0	21	19	7	11	63	2.0	



#2 KEITH WILLIAMS

GUARD • 6-5 • 210 • SOPHOMORE • 1L • BROOKLYN, N.Y. (BISHOP LOUGHLIN MEMORIAL)

MOMENTS

- » Scored a career-high 19 points on 8-of-13 shooting with three threes vs. UCLA (12/19/18).
- » Tallied team highs with 15 points and eight rebounds at UNLV (12/1/18).
- » Scored 15 points in his first collegiate start against NC Central (11/13/18).

2018-19 Season (Sophomore): Tallied a team-high 12 points with six rebounds and three assists, including a pair a game-clinching free throws with four seconds left at UConn (2/24) ... posted 15 points, making 9-of-10 free throws against Wichita State (2/17) ... scored 14 points on 5-of-9 shooting with a pair of blocks at Wichita State (1/19) ... scored a career-high 19 points on 8-of-13 shooting with a trio of threes and four assists against UCLA (12/19) ... tallied 15 points on 6-of-13 shooting at No. 18 Mississippi State (12/15) ... scored 16 points on 7-of-14 shooting against Xavier (12/8) ... registered a team-high 15 points on 5-of-10 shooting with a pair of threes and a team-best eight rebounds at UNLV (12/1) ... scored 15 points with three blocks and three assists against North Carolina Central (11/13) in his first collegiate start.

2017-18 Season (Freshman): Played in 33 games as a reserve, averaging 3.1 points and 1.2 rebounds in 9.8 minutes ... scored in double figures in each of his first two collegiate games, netting 10 points on 5-of-12 shooting with five rebounds in the season opener with Savannah State (11/10) and 10 points on 5-of-7 shooting against Western Carolina (11/13).

Prior to Cincinnati: Named the 2017 All-New York City Player of the Year and Catholic High School Athletic Association (CHSAA) Class AA Most Valuable Player, helping Bishop Loughlin to the Brooklyn/Queens championship game and intersectional semifinals ... netted 37 points in a CHSAA Brooklyn/Queens diocesan semifinal double overtime win against Christ the King ... tallied 25 points on 12-of-17 shooting from the field in the 2017 Jordan Brand Classic Regional Boys Game at the Barclays Center ... averaged 15.0 points and 4.3 rebounds while shooting 47.8 percent (96 of 201) from the field and 40.6 percent (28 of 69) from three-point range in 17 games for New Heights, an AAU squad on the 2016 Under Armour Association's 17U summer circuit ... tabbed a four star prospect by Rivals.com and 247Sports.

Personal: Born July 25, 1998 in Brooklyn, New York ... son of Yvette and Keith Williams Sr. ... has two brothers, Cleyon Carryl and Courtney Tyrell, and a sister, Tuanieha ... right-handed.

SEASON & CAREER STATISTICS

2018-19 Season			Career		
19 vs. UCLA, 12/19/18	Pts	19 vs. UCLA, 12/19/18			
14 vs. Xavier, 12/8/18	FG Atts	14 vs. Xavier, 12/8/18			
8 vs. UCLA, 12/19/18	FG Made	8 vs. UCLA, 12/19/18			
5, 2x (last vs. Houston, 2/10/19)	3PT-FG Atts	5, 2x (last vs. Houston, 2/10/19)			
3 vs. UCLA, 12/19/18	3PT-FG Made	3 vs. UCLA, 12/19/18			
10 vs. Wichita State, 2/17/19	FT Atts	10 vs. Wichita State, 2/17/19			
9 vs. Wichita State, 2/17/19	FT Made	9 vs. Wichita State, 2/17/19			
8 at UNLV, 12/1/18	Rebs	8 at UNLV, 12/1/18			
5 vs. Tulsa, 1/24/19	Assts	5 vs. Tulsa, 1/24/19			
4, 2x (last vs. Houston, 2/10/19)	Stls	4, 2x (last vs. Houston, 2/10/19)			
3 vs. NC Central, 11/13/18	Blks	3 vs. NC Central, 11/13/18			
37, 2x (last vs. Houston, 2/10/19)	Mins	37, 2x (last vs. Houston, 2/10/19)			

MISCELLANEOUS STATISTICS

CATEGORY	2017-18	2018-19	CAREER
Double-Figure Scoring Games	2	18	20
Double-Figure Rebounding Games	0	0	0
Double-Double Games	0	0	0
20-Point Scoring Games	0	0	0
Games Led UC in Scoring	0	3	3
Games Led UC in Rebounding	0	1	1
Games Led UC in Assists	0	2	2
Games With 3+ Assists	0	4	4
Games With 3+ Blocks	0	2	2
Games With 3+ Steals	0	5	5
Games With 3+ Three-Pointers	0	1	1

GAME-BY-GAME STATISTICS

2018-19 (SOPHOMORE SEASON)

Opponent	Date	gs	min	Total		3-Pointers		Free throws		Rebounds					pts					
				fg-fga	pct	3fg-fga	pct	ft-fa	pct	off	def	tot	avg	pf	a	tlo	blk	stl	pts	avg
OHIO ST.	11/07/18	13	1-6	.167	0-2	.000	2-2	1.000	1	2	3	3.0	1	0	1	1	1	4	4.0	
N.C. CENTRAL	11/13/18	26	7-12	.583	1-2	.500	0-1	.000	3	1	4	3.5	2	3	1	3	2	15	9.5	
MILWAUKEE	11/16/18	23	3-7	.429	0-2	.000	6-8	.750	1	1	2	3.0	1	1	2	0	1	12	10.3	
WESTERN MICH.	11/19/18	21	4-6	.667	0-0	.000	0-0	.000	3	2	5	3.5	0	0	3	1	4	8	9.8	
vs George Mason	11/23/18	17	3-5	.600	0-1	.000	0-0	.000	1	2	3	3.4	3	0	1	0	2	6	9.0	
vs Ole Miss	11/24/18	24	2-6	.333	2-2	1.000	3-6	.500	2	3	5	3.7	4	0	0	0	0	9	9.0	
ARK-PINE BLUFF	11/27/18	26	6-9	.667	0-1	.000	0-0	.000	1	1	2	3.4	0	2	1	0	1	12	9.4	
at UNLV	12/01/18	29	5-10	.500	2-2	1.000	3-4	.750	4	4	8	4.0	3	0	2	0	0	15	10.1	
NORTHERN KY.	12/04/18	23	3-9	.333	0-3	.000	4-8	.500	2	2	4	4.0	3	0	2	1	1	10	10.1	
XAVIER	12/08/18	31	7-14	.500	0-3	.000	2-2	1.000	1	3	4	4.0	1	0	1	2	0	16	10.7	
at Mississippi State	12/15/18	37	6-13	.462	1-4	.250	2-6	.333	1	1	2	3.8	4	2	1	2	1	15	11.1	
UCLA	12/19/18	25	8-13	.615	3-4	.750	0-1	.000	0	3	3	3.8	3	4	0	0	0	19	11.8	
SOUTH CAROLINA ST.	12/22/18	11	0-1	.000	0-1	.000	1-2	.500	0	1	1	3.5	3	0	0	1	0	1	10.9	
TULANE	01/02/19	20	4-10	.400	0-2	.000	2-2	1.000	0	0	0	3.3	2	1	1	3	3	10	10.9	
at ECU	01/05/19	34	6-12	.500	0-3	.000	1-2	.500	1	2	3	3.3	3	0	2	1	2	13	11.0	
at Tulsa	01/10/19	32	6-11	.545	2-5	.400	0-0	.000	1	3	4	3.3	5	0	2	0	3	14	11.2	
UConn	01/12/19	32	5-7	.714	1-2	.500	1-2	.500	1	1	2	3.2	4	1	0	1	2	12	11.2	
SOUTH FLA.	01/15/19	29	4-7	.571	2-2	1.000	1-1	1.000	2	0	2	3.2	3	0	1	2	1	11	11.2	
at Wichita St.	01/19/19	32	5-9	.556	1-2	.500	3-5	.600	1	0	1	3.1	2	0	4	2	0	14	11.4	
TULSA	01/24/19	22	1-4	.250	0-1	.000	1-2	.500	1	3	4	3.1	2	5	0	0	0	3	11.0	
at Temple	01/27/19	21	2-6	.333	1-2	.500	4-4	1.000	3	2	5	3.2	4	0	2	0	1	9	10.9	
SMU	02/02/19	28	4-7	.571	1-3	.333	4-6	.667	0	3	3	3.2	1	1	2	0	1	13	11.0	
at Memphis	02/07/19	24	3-8	.375	1-2	.500	2-2	1.000	2	1	3	3.2	2	1	1	1	0	9	10.9	
at Houston	02/10/19	37	4-13	.308	0-5	.000	0-0	.000	2	2	4	3.2	2	1	1	1	4	8	10.8	
WICHITA ST.	02/17/19	26	3-6	.500	0-2	.000	9-10	.900	0	3	3	3.2	1	0	1	1	0	15	10.9	
UCF	02/21/19	30	4-12	.333	2-3	.667	2-2	1.000	0	0	0	3.1	1	1	1	1	1	12	11.0	
at UConn	02/24/19	25	4-9	.444	0-2	.000	4-4	1.000	2	4	6	3.2	4	3	3	0	0	12	11.0	
at SMU	02/27/19	29	2-11	.182	0-4	.000	4-4	1.000	2	3	5	3.3	2	2	0	1	1	8	10.9	
MEMPHIS	03/02/19	34	4-11	.364	0-1	.000	2-4	.500	1	2	3	3.2	2	3	5	1	3	10	10.9	
at UCF	03/07/19	27	2-8	.250	0-2	.000	0-0	.000	2	1	3	3.2	3	1	1	0	1	4	10.6	
HOUSTON	03/10/19	21	4-6	.667	1-2	.500	0-0	.000	0	1	1	3.2	4	2	2	0	0	9	10.6	
vs SMU	03/15/19	26	1-5	.200	0-1	.000	2-2	1.000	1	0	1	3.1	3	0	1	1	0	4	10.4	
vs Wichita St.	03/16/19	27	3-6	.500	0-1	.000	0-0	.000	1	3	4	3.1	0	2	1	3	2	6	10.2	
vs Houston	03/17/19	19	2-4	.500	0-0	.000	0-0	.000	1	1	2	3.1	3	0	2	2	1	4	10.1	
Totals		31	881	128-283	.452	21-74	.284	65-92	.707	44	61	105	3.1	81	37	49	31	38	342	10.1

2017-18 (FRESHMAN SEASON)

Opponent	Date	gs	min	Total		3-Pointers		Free throws		Rebounds					pts					
				fg-fga	pct	3fg-fga	pct	ft-fa	pct	off	def	tot	avg	pf	a	t/o	blk	stl	pts	avg
SAVANNAH STATE	11/10/17	15	5-12	.417	0-4	.000	0-0	.000	3	2	5	5.0	0	1	0	0	0	10	10.0	
WESTERN CAROLINA	11/13/17	19	5-7	.714	0-2	.000	0-2	.000	0	1	1	3.0	0	1	0	0	1	10	10.0	
COPPIN STATE	11/16/17	18	2-6	.333	0-2	.000	0-3	.000	0	2	2	2.7	0	2	2	0	1	4	8.0	
vs Buffalo	11/20/17	13	2-5	.400	0-0	.000	0-1	.000	0	1	1	2.3	2	0	2	0	1	4	7.0	
vs Richmond	11/21/17	15	0-2	.000	0-0	.000	1-2	.500	0	1	1	2.0	2	1	3	0	1	1	5.8	
vs Wyoming	11/22/17	11	1-3	.333	1-2	.500	1-2	.500	0	0	0	1.7	0	0	0	0	1	4	5.5	
ALABAMA STATE	11/27/17	20	3-5	.600	0-1	.000	2-3	.667	2	0	2	1.7	0	2	0	0	0	8	5.9	
at Xavier	12/02/17	2	0-0	.000	0-0	.000	0-0	.000	0	1	1	1.6	1	0	0	0	0	0	5.1	
vs Florida	12/09/17	2	0-0	.000	0-0	.000	0-0	.000	0	1	1	1.6	0	0	1	0	0	0	4.6	
MISSISSIPPI ST.	12/12/17	13	2-4	.500	0-2	.000	0-0	.000	0	1	1	1.5	1	0	2	1	1	4	4.5	
at UCLA	12/16/17	11	2-6	.333	0-1	.000	0-0	.000	2	1	3	1.6	1	1	1	0	0	4	4.5	
UA-PINE BLUFF	12/19/17	14	4-7	.571	0-1	.000	1-1	1.000	0	2	2	1.7	1	1	1	0	1	9	4.8	
CLEVELAND STATE	12/21/17	9	2-4	.500	1-1	1.000	0-0	.000	1	1	2	1.7	1	0	0	0	0	5	4.8	
MEMPHIS	12/21/17	17	1-3	.333	0-1	.000	1-2	.500	0	0	0	1.6	1	1	2	0	0	3	4.7	
at Temple	01/04/18	6	0-2	.000	0-0	.000	0-0	.000	0	0	0	1.5	0	0	0	0	1	0	4.4	
SMU	01/07/18	5	0-0	.000	0-0	.000	2-2	1.000	0	1	1	1.4	0	0	0	0	1	2	4.3	
at USF	1/13/18	5	0-1	.000	0-0	.000	0-0	.000	0	0	0	1.4	0	1	1	0	0	0	4.0	
ECU	01/20/18	12	0-5	.000	0-1	.000	0-0	.000	0	3	3	1.4	0	0	0	0	0	0	3.8	
TEMPLE	01/24/18	9	1-3	.333	0-0	.000	4-4	1.000	0	1	1	1.4	2	0	1	0	2	6	3.9	
at Memphis	1/27/18	2	0-0	.000	0-0	.000	0-0	.000	0	0	0	1.4	0	0	0	0	0	0	3.7	
HOUSTON	01/31/18	1	0-0	.000	0-0	.000	0-0	.000	0	0	0	1.3	0	0	0	0	0	0	3.5	
at UCONN	2/3/18	2	1-1	1.000	1-1	1.000	0-0	.000	0	0	0	1.2	0	0	0	0	0	3	3.5	
UCF	02/06/18	14	1-5	.200	0-2	.000	0-0	.000	1	1	2	1.3	2	0	2	0	1	2	3.4	
at SMU	02/11/18	12	3-5	.600	0-1	.000	2-2	1.000	0	0	0	1.2	1	1	2	0	1	8	3.6	
WICHITA STATE	02/18/18	6	0-0	.000	0-0	.000	1-2	.500	1	0	1	1.2	0	0	0	0	0	1	3.5	
UCONN	02/22/18	11	1-5	.200	0-2	.000	0-0	.000	1	0	1	1.2	2	1	1	0	0	2	3.5	
TULSA	02/25/18	7	1-2	.500	0-0	.000	0-1	.000	1	0	1	1.2	0	0	1	0	0	2	3.4	
at Tulane	03/01/18	27	2-6	.333	0-0	.000	2-4	.500	3	2	5	1.3	1	1	3	2	1	6	3.5	
at Wichita State	03/04/18	9	1-1	1.000	1-1	1.000	0-0	.000	0	1	1	1.3	1	0	0	0	0	3	3.5	
vs SMU	03/09/18	8	0-2	.000	0-1	.000	0-1	.000	0	1	1	1.3	1	0	1	0	0	0	3.4	
vs Memphis	3-10-18	9	0-1	.000	0-1	.000	0-0	.000	0	1	1	1.3	2	0	0	0	1	0	3.3	
vs Houston	3-11-18	0	0-0	.000	0-0	.000	0-0	.000	0	0	0	1.3	1	0	0	0	0	0	3.2	
vs Georgia State	03/16/18	1	0-1	.000	0-0	.000	0-0	.000	0	0	0	1.2	0	0	0	0	0	0	3.1	
Totals		0	325	40-104	.385	4-27	.148	17-32	.531	15	25	40	1.2	23	14	27	5	15	101	3.1



#3 JUSTIN JENIFER

GUARD • 5-10 • 175 • SENIOR • 3L • BALTIMORE, MD. (MILFORD MILL ACADEMY)

MOMENTS

- » Scored 17 points against SMU (3/15/19) in the AAC Tournament Quarterfinals on 6-of-6 field goal shooting, including 5-of-5 from three-point range (tying the school record for three-point field goal percentage).
- » Tallied 18 pointers with four threes, five assists and no turnovers against Tulane (1/2/19).
- » Scored 16 points with four threes against Coppin State (11/16/17).
- » Had a 21st birthday to remember, scoring 14 points on 5-of-8 shooting with four threes against Bowling Green (12/4/16).
- » Netted 11 points and dished out nine assists in 16 minutes against Robert Morris (11/15/15).

2018-19 Season (Senior): Tied the school record shooting 100 percent (5 for 5) from three-point range while shooting 6 for 6 from the field en route to 17 points against SMU (3/15) in the AAC Tournament quarterfinals ... scored seven of UC's last 12 points and assisted on three others to help the Bearcats to a 60-55 home win over UCF (2/21), finished with a team-high 12 points, three assists and zero turnovers ... tallied 14 points with four threes at Memphis (2/7) ... hit a career-high six threes and matched a career-high with 18 points against Tulsa (1/24) ... tallied 17 points on 4-of-5 shooting from the field with a pair of threes and 7-of-8 shooting from the foul line at Wichita State (1/19) ... scored a career-high 18 points on 6-of-7 shooting with four three-pointers, five assists and no turnovers in 26 minutes against Tulane (1/2) ... hit a trio of threes for 11 points with five assists and no turnovers against SC State (12/22) ... scored 11 points with a trio of threes to go with five assists and no turnovers against UCLA (12/19) ... handed out nine assists with only one turnover to go with seven points in 29 minutes against Xavier (12/8) ... netted a game-high 13 points and hit a season-best three three-pointers against UNLV (11/27) ... scored 10 points with six assists and zero turnovers against North Carolina Central (11/13).

2017-18 Season (Junior): Started 33 of 36 games, averaging 4.8 points, 2.5 assists and 1.0 rebounds in 19.6 minutes ... finished season with 91 assists and only 24 turnovers (3.8-to-1 assist-to-turnover ratio), committing only four turnovers in the last 13 games (239 minutes) ... handed out a season-high seven assists against Cleveland State (12/21) ... scored a season-high 16 points with four three-pointers against Coppin State (11/16) ... tallied 15 points against on 6-of-12 shooting against Savannah State (11/10) ... netted 11 points with a trio of three-pointers against UCF (2/6) ... handed out three of more assists 14 times.

2016-17 Season (Sophomore): Played in 35 games as a reserve, averaging 2.8 points, 1.9 assists and 1.0 rebounds in 12.7 minutes ... handed out 68 assists with only 16 turnovers, a 4.3-to-1 assist-to-turnover ratio, for the season ... registered 35 assists with only five turnovers, a 7.0-to-1 assist-to-turnover ratio, in 12.2 minutes during league play ... scored a season-high 14 points on 5-of-8 shooting with four three-pointers in 28 minutes against Bowling Green (12/4) on his birthday ... tallied 13 points on 6-of-11 shooting with five assists in 23 minutes against Fairleigh Dickinson (12/17) ... recorded 12 points with nine assists and five rebounds in 28 minutes against USF (1/29) ... handed out nine assists without a turnover in 22 minutes against Texas Southern (12/13) ... handed out three or more assists nine times.

2015-16 Season (Freshman): Played in all 34 games as a reserve, averaging 2.4 points and 1.3 assists in 8.6 minutes ... shot 70.0 percent (14 of 20) from the free throw line for the season ... tallied a season-high 11 points and nine assists against Robert Morris (11/15) ... played a conference-season high 18 minutes against Tulane (1/24), posting six points on a pair of threes to go with two assists and two rebounds ... registered eight points with a pair of threes against Arkansas-Pine Bluff (11/22).

Prior to Cincinnati: Earned Baltimore Sun All-Metro second-team honors while averaging 17.3 points, 7.0 assists and 3.0 rebounds as a senior at Milford Mill Academy ... scored 30 or more points three times, including a 40-point effort during his final year, guiding the Millers to a 15-8 overall mark and an appearance at the regional finals ... tabbed a Gatorade Player of the Year nominee as a senior ... scored more than 1,000 points during his career ... helped his squad advance to the Maryland Class 3A state semifinals as a junior, averaging 18 points and 13 assists during the year ... claimed Baltimore Sun All-Metro first-team honors and was tabbed co-Baltimore County Player of the Year while posting double figures in every game and registered 12 double-doubles as a junior ... saw his team post a 26-2 record and win the state championship as a sophomore, tallying 17 points, seven assists and seven rebounds in the title game ... earned Baltimore Sun All-Metro second-team accolades as a sophomore ... named most valuable player at the 2013 Mary Kline Classic, posting 23 points and 10 assists.

Personal: Born December 4, 1995 in Baltimore, Maryland ... son of Kisha Hull and Howard Jenifer ... has one sister, Raeshawnda ... left-handed.

SEASON & CAREER STATISTICS

2018-19 Season		Career
18, 2x (last vs. Tulsa, 1/24/19)	Pts	18, 2x (last vs. Tulsa, 1/24/19)
12 at Memphis, 2/7/19	FG Atts	12, 2x (last at Memphis, 2/7/19)
6, 3x (last vs. SMU, 3/15/19)	FG Made	6, 5x (last vs. SMU, 3/15/19)
10 vs. Tulsa, 1/24/19	3PT-FG Atts	10 vs. Tulsa, 1/24/19
6 vs. Tulsa, 1/24/19	3PT-FG Made	6 vs. Tulsa, 1/24/19
8, 2x (last at Wichita State, 1/19/19)	FT Atts	8, 2x (last at Wichita State, 1/19/19)
7 at Wichita State, 1/19/19	FT Made	7 at Wichita State, 1/19/19
6 at ECU, 1/5/19	Rebs	6 at ECU, 1/5/19
9 vs. Xavier, 12/8/18	Asts	9, 4x (last vs. Xavier, 12/8/18)
2, 3x (last at Memphis, 2/7/19)	Stls	3, 2x (last vs. USF, 2/4/16)
0	Blks	0
38 at ECU, 1/5/19	Mins	38 at ECU, 1/5/19

MISCELLANEOUS STATISTICS

CATEGORY	2015-16	2016-17	2017-18	2018-19	CAREER
Double-Figure Scoring Games	1	3	3	13	19
Double-Figure Rebounding Games	0	0	0	0	0
Double-Double Games	0	0	0	0	0
20-Point Scoring Games	0	0	0	0	0
Games Led UC in Scoring	0	0	0	2	2
Games Led UC in Rebounding	0	0	0	0	0
Games Led UC in Assists	1	4	7	11	23
Games With 3+ Assists	3	8	14	16	41
Games With 3+ Blocks	0	0	0	0	0
Games With 3+ Steals	2	1	0	0	3
Games With 3+ Three-Pointers	0	1	3	8	12

CAREER STATISTICS

			Total		3-Point		F-Throws		Rebounds										Scoring	
Season	gp-gs	min/avg	fg-fga	pct	fg-fga	pct	ft-fa	pct	off	def	tot	avg	pf	fo	ast	to	blk	stl	pts	avg
2015-16	27-0	232/8.6	21-58	.362	10-30	.333	14-20	.700	2	16	18	0.7	18	0	34	17	0	14	66	2.4
2016-17	35-0	446/12.7	37-90	.411	17-45	.378	7-14	.500	8	27	35	1.0	32	0	68	16	0	16	98	2.8
2017-18	36-33	704/19.6	50-137	.365	30-84	.357	44-57	.772	8	29	37	1.0	43	0	91	24	0	17	174	4.8
2018-19	33-33	854/25.9	91-207	.440	57-128	.445	33-44	.750	4	51	55	1.7	42	0	96	24	0	22	272	8.2
TOTAL	131-66	2236/17.1	199-492	.404	114-287	.397	98-135	.726	22	123	145	1.1	135	0	289	81	0	69	610	4.7



#3 JUSTIN JENIFER

GUARD • 5-10 • 175 • SENIOR • 3L • BALTIMORE, MD. (MILFORD MILL ACADEMY)

GAME-BY-GAME STATISTICS

2018-19 (SENIOR SEASON)


Opponent	Date	gs	min	Total		3-Pointers		Free throws		Rebounds			pf	a	t/o	blk	stl	pts	avg		
				fg	pct	3fg	pct	ft	pct	off	def	tot								avg	
OHIO ST.	11/07/18	*	27	2-8	.250	1-4	.250	0-0	.000	0	2	2.0	2	5	1	0	1	5	5.0		
N.C. CENTRAL	11/13/18	*	22	4-5	.800	2-3	.667	0-0	.000	0	0	1.0	1	6	0	0	2	10	7.5		
WESTERN MICH.	11/19/18	*	18	0-4	.000	0-2	.000	0-0	.000	0	1	1	1.0	2	5	0	0	0	5.0		
vs George Mason	11/23/18	*	25	2-6	.333	0-0	.000	0-0	.000	0	1	1	1.0	1	3	0	0	4	4.8		
vs Ole Miss	11/24/18	*	27	3-6	.500	1-2	.500	0-0	.000	0	1	1	1.0	1	0	1	0	7	5.2		
ARK-PINE BLUFF	11/27/18	*	16	4-6	.667	3-5	.600	2-2	1.000	0	1	1	1.0	2	2	0	0	1	13	6.5	
at UNLV	12/01/18	*	28	2-5	.400	1-2	.500	2-4	.500	0	1	1	1.0	3	6	2	0	1	7	6.6	
NORTHERN KY.	12/04/18	*	20	3-3	1.000	2-2	1.000	2-2	1.000	0	3	3	1.3	0	3	0	0	0	10	7.0	
XAVIER	12/08/18	*	29	1-5	.200	1-4	.250	4-4	1.000	0	0	0	1.1	1	9	1	0	0	7	7.0	
at Mississippi State	12/15/18	*	28	1-2	.500	0-1	.000	0-0	.000	0	1	1	1.1	3	4	1	0	1	2	6.5	
UCLA	12/19/18	*	22	4-7	.571	3-5	.600	0-0	.000	0	0	0	1.0	1	5	0	0	1	11	6.9	
SOUTH CAROLINA ST.	12/22/18	*	29	4-11	.364	3-9	.333	0-0	.000	0	2	2	1.1	3	5	0	0	1	11	7.3	
TULANE	01/02/19	*	26	6-7	.857	4-5	.800	2-2	1.000	1	3	4	1.3	2	5	0	0	0	18	8.1	
at ECU	01/05/19	*	38	3-8	.375	1-5	.200	0-0	.000	0	6	6	1.6	2	3	0	0	1	7	8.0	
at Tulsa	01/10/19	*	13	1-4	.250	0-1	.000	0-0	.000	0	0	0	1.5	0	1	1	0	1	2	7.6	
UCONN	01/12/19	*	34	3-9	.333	3-7	.429	4-8	.500	0	4	4	1.7	1	0	2	0	1	13	7.9	
SOUTH FLA.	01/15/19	*	25	2-8	.250	2-5	.400	4-4	1.000	0	2	2	1.7	3	2	0	0	2	10	8.1	
at Wichita St.	01/19/19	*	27	4-5	.800	2-3	.667	7-8	.875	0	0	0	1.6	0	0	0	0	0	17	8.6	
TULSA	01/24/19	*	31	6-11	.545	6-10	.600	0-0	.000	0	2	2	1.6	0	4	2	0	0	18	9.1	
at Temple	01/27/19	*	24	3-7	.429	1-3	.333	2-4	.500	0	3	3	1.7	2	0	0	0	1	9	9.1	
SMU	02/02/19	*	24	2-5	.400	0-2	.000	0-0	.000	0	1	1	1.7	0	3	1	0	0	4	8.8	
at Memphis	02/07/19	*	34	5-12	.417	4-9	.444	0-0	.000	0	1	1	1.6	1	2	1	0	2	14	9.0	
at Houston	02/10/19	*	13	0-0	.000	0-0	.000	0-0	.000	0	0	0	1.6	0	1	1	0	0	0	8.7	
WICHITA ST.	02/17/19	*	24	2-5	.400	1-3	.333	0-0	.000	1	3	4	1.7	2	2	0	0	1	5	8.5	
UCF	02/21/19	*	23	4-7	.571	2-5	.400	2-2	1.000	0	2	2	1.7	1	3	0	0	0	12	8.6	
at UConn	02/24/19	*	26	4-8	.500	2-3	.667	0-0	.000	0	1	1	1.7	1	1	2	0	1	10	8.7	
at SMU	02/27/19	*	25	2-8	.250	2-6	.333	0-0	.000	0	2	2	1.7	1	1	0	0	1	6	8.6	
MEMPHIS	03/02/19	*	18	3-9	.333	2-6	.333	0-0	.000	0	1	1	1.6	1	2	1	0	1	8	8.6	
at UCF	03/07/19	*	27	1-3	.333	1-2	.500	0-0	.000	0	3	3	1.7	1	1	1	0	0	3	8.4	
HOUSTON	03/10/19	*	28	0-5	.000	0-3	.000	2-4	.500	0	3	3	1.7	1	2	0	0	0	2	8.2	
vs SMU	03/15/19	*	31	6-6	1.000	5-5	1.000	0-0	.000	1	0	1	1.7	1	4	1	0	1	17	8.5	
vs Wichita St.	03/16/19	*	37	3-8	.375	1-3	.333	0-0	.000	1	1	2	1.7	1	4	0	0	1	7	8.4	
vs Houston	03/17/19	*	35	1-4	.250	1-3	.333	0-0	.000	0	0	0	1.7	1	2	1	0	0	3	8.2	
Totals			33	854	91-207	.440	57-128	.445	33-44	.750	4	51	55	1.7	42	96	24	0	22	272	8.2

2017-18 (JUNIOR SEASON)

Opponent	Date	gs	min	fg	pct	3fg	pct	ft	pct	off	def	tot	pf	a	t/o	blk	stl	pts	avg	
SAVANNAH STATE	11/10/17		21	6-12	.500	1-5	.200	2-5	.400	0	0	0	0.0	2	5	1	0	1	15	15.0
WESTERN CAROLINA	11/13/17	*	18	0-3	.000	0-2	.000	2-2	1.000	0	0	0	0.0	2	1	0	0	1	2	8.5
COPPIN STATE	11/16/17		22	4-5	.800	4-5	.800	4-4	1.000	1	1	2	0.7	1	2	0	0	1	16	11.0
vs Buffalo	11/20/17		24	1-6	.167	0-2	.000	0-0	.000	0	2	2	1.0	1	5	0	0	2	8.8	
vs Richmond	11/21/17	*	15	3-4	.750	3-4	.750	0-0	.000	0	1	1	1.0	3	3	0	0	9	8.8	
vs Wyoming	11/22/17	*	25	2-4	.500	2-2	1.000	1-2	.500	2	1	3	1.3	1	2	0	0	7	8.8	
ALABAMA STATE	11/27/17	*	23	2-7	.286	1-4	.250	2-2	1.000	0	0	1	1.1	1	1	0	0	7	8.3	
at Xavier	12/02/17	*	17	2-5	.400	0-1	.000	0-0	.000	0	0	0	1.0	1	4	0	0	4	7.8	
vs Florida	12/09/17	*	23	0-3	.000	0-2	.000	0-0	.000	0	0	0	0.9	2	1	1	0	0	0	6.9
MISSISSIPPI ST.	12/12/17	*	19	1-3	.333	1-1	1.000	0-0	.000	0	0	0	0.8	1	3	0	0	3	6.5	
at UCLA	12/16/17	*	20	1-4	.250	0-2	.000	5-6	.833	0	2	2	0.9	0	1	0	0	1	7	6.5
UA-PINE BLUFF	12/19/17	*	15	1-3	.333	1-2	.500	0-0	.000	0	0	0	0.8	1	1	2	0	0	3	6.3
CLEVELAND STATE	12/21/17	*	23	1-4	.250	1-3	.333	0-0	.000	0	1	1	0.8	0	7	2	0	2	3	6.0
MEMPHIS	12/31/17	*	23	3-6	.500	1-3	.333	0-0	.000	0	1	1	0.9	0	4	0	0	2	7	6.1
at Temple	01/04/18	*	35	2-7	.286	1-3	.333	4-6	.667	0	1	1	0.9	1	3	0	0	9	6.3	
SMU	01/07/18	*	28	1-3	.333	1-3	.333	4-6	.667	0	2	2	0.9	2	4	1	0	7	6.3	
at USF	1/13/18	*	19	1-2	.500	0-1	.000	4-4	1.000	0	1	1	0.9	1	2	0	0	1	6	6.3
at UCF	1/16/18	*	14	0-1	.000	0-1	.000	0-0	.000	0	0	0	0.9	2	1	0	0	0	0	5.9
ECU	01/20/18	*	12	0-1	.000	0-0	.000	0-0	.000	0	0	0	0.8	0	2	0	0	0	0	5.6
TEMPLE	01/24/18	*	26	0-4	.000	0-3	.000	0-0	.000	0	1	1	0.9	2	3	2	0	0	0	5.4
at Memphis	1/27/18	*	9	0-0	.000	0-0	.000	0-0	.000	0	0	0	0.8	3	2	0	0	0	0	5.1
HOUSTON	01/31/18	*	18	1-2	.500	1-2	.500	0-0	.000	1	3	4	1.0	0	2	1	0	0	3	5.0
at UCONN	2/3/18	*	16	1-5	.200	1-3	.333	2-2	1.000	0	1	1	1.0	3	0	0	0	5	5.0	
UCF	02/06/18	*	22	3-10	.300	3-9	.333	2-2	1.000	0	1	1	1.0	2	1	0	0	0	11	5.3
at SMU	02/11/18	*	19	2-3	.667	2-3	.667	0-0	.000	0	4	4	1.1	0	5	1	0	1	6	5.3
at Houston	2/15/18	*	27	2-4	.500	1-2	.500	2-2	1.000	1	0	1	1.1	2	1	0	0	0	7	5.3
WICHITA STATE	02/18/18	*	11	0-0	.000	0-0	.000	2-2	1.000	0	0	0	1.0	0	1	0	0	1	2	5.2
UCONN	02/22/18	*	7	0-1	.000	0-1	.000	0-0	.000	0	0	0	1.0	0	2	0	0	0	0	5.0
TULSA	02/25/18	*	16	2-2	1.000	2-2	1.000	0-0	.000	0	0	0	1.0	0	5	1	0	0	6	5.1
at Tulane	03/01/18	*	17	1-2	.500	0-0	.000	2-2	1.000	0	1	1	1.0	4	3	0	0	2	4	5.0
at Wichita State	03/04/18	*	13	0-0	.000	0-0	.000	0-0	.000	0	1	1	1.0	1	2	0	0	0	0	4.9
vs SMU	03/09/18	*	25	2-6	.333	0-3	.000	2-2	1.000	1	0	1	1.0	2	1	0	0	0	6	4.9
vs Memphis	3-10-18	*	18	2-5	.400	1-3	.333	1-2	.500	1	2	3	1.0	2	2	0	0	0	6	4.9
vs Houston	3-11-18	*	19	1-2	.500	0-1	.000	0-0	.000	0	1	1	1.0	0	2	1	0	1	2	4.9
vs Georgia State	03/16/18	*	22	1-3	.333	1-3	.333	2-4	.500	1	0	1	1.0	0	5	1	0	1	5	4.9
vs Nevada	03/18/18	*	23	1-5	.200	1-3	.333	1-2	.500	0	1	1	1.0	0	2	0	0	0	4	4.8
Totals		33	704	50-137	.365	30-84	.357	44-57	.772	8	29	37	1.0	43	91	24	0	17	174	4.8

2016-17 (SOPHOMORE SEASON)

Opponent	Date	gs	min	Total		3-Pointers	
----------	------	----	-----	-------	--	------------	--



#5 TREVOR MOORE

GUARD • 6-5 • 195 • SOPHOMORE • 1L • HOUSTON, TEXAS/SOUTH KENT PREP (CONN.)

MOMENTS

- » Tallied a season-best 14 points on 4-of-7 shooting against UCF (2/6/18).
- » Hit a season-best four threes for 12 points against UConn (2/22/18).
- » Scored nine points with a season-best eight rebounds against Richmond (11/21/17).

2018-19 Season (Sophomore): Hit three threes for nine points vs. SMU (2/2) ... made a trio of threes for nine points at Tulsa (1/10) ... scored 10 points with a pair of threes against SC State (12/22) ... contributed five points with four assists and three steals in 22 minutes against UAPB (11/27).

2017-18 Season (Freshman): Played in 35 games as a reserve, averaging 3.4 points and 1.7 rebounds in 11.9 minutes ... posted a season-high 14 points on 4-of-7 shooting with a pair of threes in 13 minutes against UCF (2/6) ... scored 12 points with a season-best four three-pointers in 19 minutes against UConn (2/22) ... tallied 12 points with three threes in 16 minutes against Memphis (12/31) ... scored 11 points with a pair of steals against Alabama State (11/27) ... produced nine points and grabbed a season-high eight rebounds against Richmond (11/21).

Prior to Cincinnati: Averaged 7.0 points and 3.0 rebounds during the 2016-17 season at South Kent Prep in Connecticut ... ranked as the seventh best prospect in Connecticut for 2017 according to the New England Recruiting Report ... averaged 14.3 points while shooting 37.6 percent (56 of 149) from three-point range and 39.0 percent (67 of 172) from the field during 16 games for the 2016 Houston Defenders, an AAU squad on the Under Armour Association's 17U summer circuit ... made 35 three-pointers during the circuit's April-May schedule, ranking second among all guards ... three-time all-district selection at Phillis Wheatley High School, led the Greater Houston area in three-pointers made as a junior ... advanced to the 2017 NEPSAC Class AAA semifinals and the 2017 National Prep School Championship quarterfinals.

Personal: Born July 3, 1999 in Houston, Texas ... son of Renell and Ray Moore ... has two brothers, D'Ion and KJ and two sisters, Alteria and Kenetra.

SEASON & CAREER STATISTICS

2018-19 Season		Career
10 vs. SC State, 12/22/18	Pts	14 vs. UCF, 2/6/18
10 vs. SC State, 12/22/18	FG Atts	10 vs. SC State, 12/22/18
4 vs. SC State, 12/22/18	FG Made	4, 4x (last vs. SC State, 12/22/18)
8 vs. SC State, 12/22/18	3PT-FG Atts	8, 2x (last vs. SC State, 12/22/18)
3, 2x (last vs. SMU, 2/2/19)	3PT-FG Made	4 vs. UConn, 2/22/18
2, 3x (last at UCF, 3/7/19)	FT Atts	5, vs UCF, 2/6/18
2, 2x (last at UCF, 3/7/19)	FT Made	4 vs UCF, 2/6/18
5 at Temple, 1/27/19	Rebs	8 vs. Richmond, 11/21/17
4 vs. Arkansas-Pine Bluff, 11/27/18	Assts	4 vs. Arkansas-Pine Bluff, 11/27/18
3, 2x (last at Tulsa, 1/10/19)	Stls	3, 2x (last at Tulsa, 1/10/19)
1 vs. Arkansas-Pine Bluff, 11/27/18	Blks	1, 3x (last vs. Ark.-Pine Bluff, 11/27/18)
26 at Tulsa, 1/10/19	Mins	26, 2x (last at Tulsa, 1/10/19)

MISCELLANEOUS STATISTICS

CATEGORY	2017-18	2018-19	CAREER
Double-Figure Scoring Games	4	1	5
Double-Figure Rebounding Games	0	0	0
Double-Double Games	0	0	0
20-Point Scoring Games	0	0	0
Games Led UC in Scoring	1	0	1
Games Led UC in Rebounding	1	0	1
Games Led UC in Assists	0	0	0
Games With 3+ Assists	1	1	2
Games With 3+ Blocks	0	0	0
Games With 3+ Steals	0	2	2
Games With 3+ Three-Pointers	3	2	5

GAME-BY-GAME STATISTICS

2018-19 (SOPHOMORE SEASON)

Opponent	Date	gs	min	Total		3-Pointers		Free throws		Rebounds		pf	a	tlo	blk	stl	pts	avg		
				fg-fga	pct	3fg-fga	pct	ft-fa	pct	off	def								tot	avg
OHIO ST.	11/07/18	18	1-5	200	0-3	.000	0-0	.000	0	2	2	2.0	1	0	0	0	1	2.20		
N.C. CENTRAL	11/13/18	16	1-3	.333	0-1	.000	1-1	1.000	0	0	0	1.0	2	1	0	0	0	3.25		
MILWAUKEE	11/16/18	10	0-1	.000	0-1	.000	0-0	.000	0	0	0	0.7	0	1	0	0	0	0.17		
WESTERN MICH.	11/19/18	10	0-0	.000	0-0	.000	2-2	1.000	1	1	2	1.0	0	1	0	0	0	2.18		
vs George Mason	11/23/18	5	0-0	.000	0-0	.000	0-0	.000	0	1	1	1.0	0	0	3	0	2	0.14		
ARK.-PINE BLUFF	11/27/18	22	2-4	.500	1-3	.333	0-0	.000	0	2	2	1.2	3	4	0	1	3	5.20		
at UNLV	12/01/18	7	1-2	.500	1-2	.500	0-0	.000	1	2	3	1.4	0	1	0	0	0	3.21		
NORTHERN KY.	12/04/18	12	0-1	.000	0-1	.000	0-0	.000	0	2	2	1.5	1	1	1	0	0	0.19		
XAVIER	12/08/18	7	1-1	1.000	1-1	1.000	0-0	.000	0	1	1	1.4	1	0	0	0	1	3.20		
at Mississippi State	12/15/18	4	0-1	.000	0-1	.000	0-0	.000	0	0	0	1.3	0	0	0	0	0	0.18		
UCLA	12/19/18	19	1-4	.250	1-3	.333	0-0	.000	0	3	3	1.5	2	0	0	0	2	3.19		
SOUTH CAROLINA ST.	12/22/18	22	4-10	.400	2-8	.250	0-0	.000	0	3	3	1.6	1	1	2	0	0	10.26		
TULANE	01/02/19	5	0-1	.000	0-1	.000	0-0	.000	0	0	0	1.5	0	0	0	0	0	0.24		
at ECU	01/05/19	6	2-4	.500	0-2	.000	0-0	.000	1	0	1	1.4	2	0	0	0	1	4.25		
at Tulsa	01/10/19	26	3-7	.429	3-7	.429	0-0	.000	1	2	3	1.5	2	0	0	0	3	9.29		
UCONN	01/12/19	10	0-1	.000	0-1	.000	0-0	.000	0	0	0	1.4	0	0	0	0	0	0.28		
SOUTH FLA.	01/15/19	10	0-2	.000	0-2	.000	0-0	.000	1	1	2	1.5	1	2	0	0	0	0.26		
at Wichita St.	01/19/19	8	0-1	.000	0-1	.000	0-0	.000	0	1	1	1.4	4	0	0	0	0	0.24		
TULSA	01/24/19	7	1-3	.333	1-3	.333	0-0	.000	0	1	1	1.4	1	0	1	0	0	3.25		
at Temple	01/27/19	17	1-2	.500	0-1	.000	0-0	.000	2	3	5	1.6	1	0	0	0	0	2.25		
SMU	02/02/19	17	3-6	.500	3-6	.500	0-0	.000	1	0	1	1.6	0	1	0	0	0	9.28		
at Memphis	02/07/19	12	1-2	.500	1-2	.500	0-0	.000	0	0	0	1.5	1	1	0	0	0	3.28		
at Houston	02/10/19	15	1-4	.250	1-3	.333	0-0	.000	1	0	1	1.5	1	1	0	0	1	3.28		
WICHITA ST.	02/17/19	11	0-1	.000	0-1	.000	0-0	.000	0	0	0	1.4	2	1	0	0	0	0.27		
UCF	02/21/19	13	0-1	.000	0-1	.000	0-0	.000	0	2	2	1.4	1	0	2	0	0	0.26		
at UConn	02/24/19	14	1-2	.500	1-2	.500	0-0	.000	1	0	1	1.4	2	0	0	0	0	3.26		
at SMU	02/27/19	11	1-4	.250	1-3	.333	0-0	.000	0	1	1	1.4	0	0	0	0	0	3.26		
MEMPHIS	03/02/19	15	0-2	.000	0-1	.000	0-2	.000	1	0	1	1.4	1	1	0	0	0	0.25		
at UCF	03/07/19	11	1-2	.500	1-2	.500	0-2	.000	0	1	1	1.4	1	0	0	0	0	5.26		
HOUSTON	03/10/19	8	0-0	.000	0-0	.000	0-0	.000	0	1	1	1.4	2	0	0	0	0	0.25		
vs SMU	03/15/19	13	1-3	.333	0-1	.000	0-0	.000	2	2	4	1.5	1	0	1	0	0	2.25		
vs Wichita St.	03/16/19	8	0-2	.000	0-1	.000	0-0	.000	1	0	1	1.4	1	0	0	0	0	0.24		
vs Houston	03/17/19	4	0-0	.000	0-0	.000	0-0	.000	0	0	0	1.4	0	0	0	0	0	0.23		
Totals		0	393	27-82	.329	18-65	.277	5-7	.714	14	32	46	1.4	35	17	10	1	14	77	2.3

2017-18 (FRESHMAN SEASON)

Opponent	Date	gs	min	Total		3-Pointers		Free throws	Rebounds		pf	a	tlo	blk	stl	pts	avg		
				fg-fga	pct	3fg-fga	pct		ft-fa	pct								off	def
SAVANNAH STATE	11/10/17	14	3-5	.600	2-4	.500	0-0	.000	1	1	2	2.0	1	0	1	0	8	8.0	
WESTERN CAROLINA	11/13/17	13	1-3	.333	1-3	.333	2-2	1.000	0	3	3	2.5	1	1	0	0	1	5	6.5
COPPIN STATE	11/16/17	14	1-3	.333	1-3	.333	2-4	.500	1	1	2	2.3	1	0	1	0	2	5	6.0
vs Buffalo	11/20/17	9	1-1	1.000	1-1	1.000	0-0	.000	0	1	1	2.0	2	0	0	0	0	3	5.3
vs Richmond	11/21/17	24	3-6	.500	3-6	.500	0-0	.000	1	7	8	3.2	2	3	1	0	1	9	6.0
vs Wyoming	11/22/17	15	1-3	.333	1-2	.500	0-0	.000	0	3	3	3.2	1	0	0	0	0	3	5.5
ALABAMA STATE	11/27/17	15	3-7	.429	2-6	.333	3-4	.750	0	3	3	3.1	3	0	1	0	2	11	6.3
at Xavier	12/02/17	9	0-3	.000	0-3	.000	0-0	.000	0	2	2	3.0	2	0	0	0	1	0	5.5
MISSISSIPPI ST.	12/12/17	3	0-1	.000	0-1	.000	0-0	.000	0	0	0	2.7	1	0	0	0	0	0	4.9
at UCLA	12/16/17	0	0-0	.000	0-0	.000	0-0	.000	0	0	0	2.4	0	0	0	0	0	0	4.4
UA-PINE BLUFF	12/19/17	22	2-5	.400	1-3	.333	1-2	.500	1	3	4	2.5	1	2	1	0	2	6	4.5
CLEVELAND STATE	12/21/17	9	1-3	.333	1-3	.333	0-0	.000	0	0	0	2.3	0	1	0	0	0	3	4.4
MEMPHIS	12/31/17	16	4-7	.571	3-6	.500	1-2	.500	2	0	2	2.3	2	1	0	0	1	12	5.0
at Temple	01/04/18	11	0-1	.000	0-1	.000	0-0	.000	0	2	1	3	2.4	1	0	1	0	2	4.6
SMU	01/07/18	6	0-2	.000	0-1	.000	1-2	.500	1	0	1	2.3	1	0	1	0	0	1	4.4
at USF	1/13/18	16	0-2	.000	0-0	.000	1-2	.500	0	1	1	2.2	1	0	0	0	1	1	4.2
at UCF	1/16/18	14	1-3	.333	0-1	.000	1-2	.500	0	3	3	2.2	2	0	0	0	1	3	4.1
ECU	01/20/18	10	0-2	.000	0-1	.000	0-0	.000	0	0	0	2.1	0	0	0	0	1	2	4.0
TEMPLE	01/24/18	13	2-6	.333	1-4	.250	0-1	.000	0	2	2	2.1	2	1	1	0	0	5	4.1
at Memphis	1/27/18	26	2-4	.500	2-4	.500	2-2	1.000	0	3	3	2.2	2	1	0	0	0	8	4.3
HOUSTON	01/31/18	7	0-2	.000	0-1	.000	1-2	.500	1	0	1	2.1	1	0	0	0	0	1	4.1
at UCONN	2/3/18	10	0-1	.000	0-1	.000	0-0	.000	0	0	0	2.0	0	0	0	0	1	0	3.9
UCF	02/06/18	13	4-7	.571	2-4	.500	4-5	.800	0	1	1	2.0	0	0	1	0	0	14	4.3
at SMU	02/11/18	15	0-4	.000	0-4	.000	0-0	.000	0	0	1	1.9	1	0	2	1	0	0	4.2
at Houston	2/15/18	10	0-1	.000	0-1	.000	0-0	.000	0	1	1	1.9	0	0	0	0	0	0	4.0
WICHITA STATE	02/18/18	6	0-2	.000	0-1	.000	0-0	.000	1	0	1	1.8	0	0	0	0	0	0	3.8
UCONN	02/22/18	19	4-8	.500	4-8	.500	0-0	.000	1	2	3	1.9	1	2	0	0	1	12	4.1
TULSA	02/25/18	14	1-3	.333	0-2	.000	0-0	.000	1	0	1	1.9	0	0	2	0	0	2	4.1
at Tulane	03/01/18	16	0-1	.000	0-1	.000	2-2	1.000	0	1	1	1.8	3	0	1	1	1	2	4.0
at Wichita State	03/04/18	2	0-0	.000	0-0	.000	0-0	.000	0	1	1	1.8	0	0	0	0	0	0	3.9
vs SMU	03/09/18	6	0-1	.000	0-0	.000	0-0	.000	1	2	3	1.8	1	1	0	0	0	0	3.7
vs Memphis	3-10-18	7	0-0	.000	0-0	.000	0-0	.000	0	0	0	1.8	1	1	0	0	0	0	3.6
vs Houston	3-11-18	7	0-2	.000	0-1	.000	0-0	.000	0	0	0	1.7	2	0	0	0	0	0	3.5
vs Georgia State	03/16/18	11	0-4	.000	0-3	.000	0-0	.000	0	3	3	1.8	3	1	1	0	0	0	3.4
vs Nevada	03/18/18	16	1-2	.500	1-2	.500	0-0	.000	0	1	1	1.7	1	0	0	0	0	3	3.4
Totals		0	418	35-105	33-82	31-77	23-34	.676	14	47	61	1.7	40	14	15	2	18	119	3.4



#10 RASHAWN FREDERICKS

GUARD/FORWARD • 6-5 • 200 • JUNIOR • TR • ST. CROIX, VIRGIN ISLANDS (MOTLOW STATE CC)

2018-19 Season (Junior): Grabbed four rebounds and scored six key points to give Cincinnati the lead for good at SMU (2/27) ... grabbed a team-high eight rebounds to go with a three-pointer, block and steal vs. Wichita State (2/17) ... Pulled down six rebounds with a pair of steals at Memphis (2/7) ... hit a trio of threes for nine points against Tulane (1/2) ... grabbed five rebounds at No. 18 Mississippi State (12/15) ... posted 10 points, three rebounds and two blocks in 23 minutes against UAPB (11/27) ... scored a season-high 11 points on 5-of-6 shooting in 11 minutes against George Mason (11/23) ... had four points and grabbed four rebounds in nine minutes against Western Michigan (11/19) ... shot a team-best 60.0 percent (9 of 15) from the field while averaging a team-high 19.3 minutes during Cincinnati's three-game tour of Canada in August 2018.

Prior to Cincinnati: Played the last two seasons at Motlow State Community College in Tennessee, averaging double-doubles in points and rebounds each season while helping lead the Bucks to a combined 53-14 record, back-to-back state championships and a final eight appearance at the 2016-17 NJCAA national tournament ... 2017-18 NJCAA First Team All-America and the TCCAA Regular-Season Player of the Year ... 2016-17 TCCAA/Region VII Freshman of the Year ... averaged 17.7 points and 10.3 rebounds while shooting 46.7 percent from the field in 2017-18 ... ranked 12th nationally with 117 offensive rebounds and 18th in rebounding average ... scored 36 points on 14-of-26 shooting from the floor with nine rebounds in an NJCAA Tournament second-round loss to No. 3 Vincennes ... averaged 13.1 points and 10.0 rebounds while shooting 52.7 percent from the field and 41.1 percent from beyond the arc in 2016-17 ... played for the Virgin Islands senior men's national team in the 2017 FIBA AmericCup Tournament and the Under-17 national team in the FIBA 2013 Centrobasket U-17 Championships ... attended Chamberlain High School in Tampa, Fla.

Personal: Born Nov. 12, 1996 in St. Croix, Virgin Islands ... son of Dedra Rivera ... has three sisters: Ariffa, Rashawna and Rashiema and two brothers: Rashiem and Rasim ... right-handed.

SEASON & CAREER STATISTICS

2018-19 Season		Career
11 vs. George Mason, 11/23/18	Pts	11 vs. George Mason, 11/23/18
8 vs. Arkansas-Pine Bluff, 11/27/18	FG Atts	8 vs. Arkansas-Pine Bluff, 11/27/18
5 vs. George Mason, 11/23/18	FG Made	5 vs. George Mason, 11/23/18
5 vs. Tulane, 1/2/19	3PT-FG Atts	5 vs. Tulane, 1/2/19
3 vs. Tulane, 1/2/19	3PT-FG Made	3 vs. Tulane, 1/2/19
4 vs. SC State, 12/22/18	FT Atts	4 vs. SC State, 12/22/18
4 vs. SC State, 12/22/18	FT Made	4 vs. SC State, 12/22/18
8 vs. Wichita State, 2/17/19	Rebs	8 vs. Wichita State, 2/17/19
1, 7x (last vs. Tulsa, 1/24/19)	Assts	1, 7x (last vs. Tulsa, 1/24/19)
3 vs. SC State, 12/22/18	Stls	3 vs. SC State, 12/22/18
2 vs. Arkansas-Pine Bluff, 11/27/18	Blks	2 vs. Arkansas-Pine Bluff, 11/27/18
23 vs. Arkansas-Pine Bluff, 11/27/18	Mins	23 vs. Arkansas-Pine Bluff, 11/27/18

MISCELLANEOUS STATISTICS

CATEGORY	2018-19	CAREER
Double-Figure Scoring Games	2	2
Double-Figure Rebounding Games	0	0
Double-Double Games	0	0
20-Point Scoring Games	0	0
Games Led UC in Scoring	0	0
Games Led UC in Rebounding	1	1
Games Led UC in Assists	0	0
Games With 3+ Assists	0	0
Games With 3+ Blocks	0	0
Games With 3+ Steals	1	1
Games With 3+ Three-Pointers	1	1

GAME-BY-GAME STATISTICS

2018-19 (JUNIOR SEASON)

Opponent	Date	Total			3-Pointers		Free throws		Rebounds												
		gs	min	fg-fga	pct	3fg-fga	pct	ft-fa	pct	off	def	tot	avg	pf	a	t/o	blk	stl	pts	avg	
OHIO ST.	11/07/18	14	0-2	.000	0-2	.000	1-2	.500	1	1	2	2.0	1	0	0	0	0	0	1	1.0	
N.C. CENTRAL	11/13/18	11	1-1	1.000	0-0	.000	1-2	.500	0	0	0	1.0	1	1	1	0	0	0	3	2.0	
MILWAUKEE	11/16/18	8	0-4	.000	0-3	.000	0-0	.000	1	1	2	1.3	0	1	0	1	0	0	0	1.3	
WESTERN MICH.	11/19/18	9	2-5	.400	0-2	.000	0-0	.000	2	2	4	2.0	1	0	0	0	0	0	4	2.0	
vs George Mason	11/23/18	11	5-6	.833	1-2	.500	0-0	.000	0	0	0	1.6	1	0	0	0	0	0	11	3.8	
vs Ole Miss	11/24/18	15	1-1	1.000	0-0	.000	1-2	.500	0	2	2	1.7	1	1	2	0	0	3	3.7		
ARK.-PINE BLUFF	11/27/18	23	4-8	.500	2-2	1.000	0-0	.000	1	2	3	1.9	2	1	3	2	1	10	4.6		
at UNLV	12/01/18	9	0-1	.000	0-0	.000	2-2	1.000	1	0	1	1.8	0	1	1	0	0	2	4.3		
NORTHERN KY.	12/04/18	12	1-2	.500	0-1	.000	0-0	.000	1	1	2	1.8	1	0	2	0	1	2	4.0		
XAVIER	12/08/18	6	0-2	.000	0-0	.000	0-0	.000	0	0	0	1.6	1	0	0	0	0	0	3.6		
at Mississippi State	12/15/18	17	1-3	.333	0-2	.000	3-3	1.000	3	2	5	1.9	1	0	0	0	0	5	3.7		
UCLA	12/19/18	20	1-2	.500	1-2	.500	0-0	.000	1	3	4	2.1	0	0	0	0	0	3	3.7		
SOUTH CAROLINA ST.	12/22/18	17	1-3	.333	0-1	.000	4-4	1.000	2	3	5	2.3	0	0	0	0	0	3	3.8		
TULANE	01/02/19	16	3-6	.500	3-5	.600	0-0	.000	0	3	3	2.4	1	0	0	0	0	9	4.2		
at ECU	01/05/19	12	0-0	.000	0-0	.000	0-0	.000	1	0	1	2.3	2	1	1	0	0	0	3.9		
at Tulsa	01/10/19	13	0-3	.000	0-2	.000	0-0	.000	1	1	2	2.3	2	0	0	0	0	0	3.7		
UCONN	01/12/19	6	0-1	.000	0-1	.000	0-0	.000	0	0	0	2.1	1	0	1	0	1	0	3.5		
SOUTH FLA.	01/15/19	5	0-0	.000	0-0	.000	0-0	.000	0	0	0	2.0	0	0	0	0	0	1	3.3		
at Wichita St.	01/19/19	4	0-1	.000	0-1	.000	0-0	.000	0	0	0	1.9	0	1	0	0	0	0	3.1		
TULSA	01/24/19	8	2-2	1.000	0-0	.000	0-0	.000	2	1	3	2.0	1	1	0	0	0	4	3.2		
at Temple	01/27/19	1	0-0	.000	0-0	.000	0-0	.000	0	0	0	1.9	0	0	0	0	0	0	3.0		
SMU	02/02/19	9	0-1	.000	0-1	.000	0-0	.000	1	3	4	2.0	0	0	0	0	0	0	2.9		
at Memphis	02/07/19	17	1-6	.167	0-2	.000	0-2	.000	4	2	6	2.1	2	0	1	0	2	2	2.8		
at Houston	02/10/19	14	0-2	.000	0-0	.000	0-0	.000	1	2	3	2.2	1	0	0	0	0	0	2.7		
WICHITA ST.	02/17/19	15	1-3	.333	1-2	.500	0-0	.000	0	8	8	2.4	1	0	0	1	1	3	2.7		
UCF	02/21/19	5	0-1	.000	0-0	.000	0-0	.000	0	1	1	2.3	1	0	0	0	0	0	2.6		
at UConn	02/24/19	9	0-1	.000	0-1	.000	0-0	.000	0	1	1	2.3	1	0	0	0	0	0	2.5		
at SMU	02/27/19	15	2-3	.667	0-0	.000	2-2	1.000	1	3	4	2.4	2	0	0	0	0	6	2.6		
MEMPHIS	03/02/19	4	0-3	.000	0-1	.000	0-0	.000	3	0	3	2.4	0	0	0	0	0	0	2.6		
at UCF	03/07/19	3	0-0	.000	0-0	.000	0-0	.000	0	2	2	2.4	1	0	0	0	0	0	2.5		
HOUSTON	03/10/19	10	0-0	.000	0-0	.000	0-0	.000	0	0	0	2.3	0	0	0	0	0	0	2.4		
vs SMU	03/15/19	6	1-2	.500	0-0	.000	0-0	.000	0	1	1	2.3	2	0	0	0	0	2	2.4		
vs Wichita St.	03/16/19	7	2-3	.667	0-0	.000	1-1	1.000	1	3	4	2.3	0	0	0	0	1	5	2.5		
vs Houston	03/17/19	5	0-2	.000	0-0	.000	0-0	.000	0	1	1	2.3	0	0	0	0	0	0	2.4		
Totals		0	356	29-80	.363	8-33	.242	15-20	.750	28	49	77	2.3	28	8	12	5	10	81	2.4	

CAREER STATISTICS

Season	gp-gs	min/avg	Total fg-fga	pct	3-Point fg-fga	pct	F-Throws ft-fa	pct	Rebounds off	def	tot	avg	pf	fo	ast	to	blk	stl	Scoring pts	avg
2018-19	34-0	356/10.5	29-80	.363	8-33	.242	15-20	.750	28	49	77	2.3	28	0	8	12	5	10	81	2.4
TOTAL	34-0	356/10.5	29-80	.363	8-33	.242	15-20	.750	28	49	77	2.3	28	0	8	12	5	10	81	2.4



#11 LAQUILL HARDNETT

FORWARD • 6-8 • 210 • FRESHMAN • HS • PHILADELPHIA, PA. (PERRY HALL HS)

Prior to Cincinnati: Averaged 17 points, 10 rebounds and four assists with 13 double-doubles as a senior at Perry Hall High School, helping the Gators to a 21-6 mark and their second consecutive Maryland Class 4A state championship ... scored 31 points and grabbed 12 rebounds in the state title game, helping the Gators rally for the win tallying 12 points in the fourth quarter ... shot 58.6 percent from the field and averaged 19 points, 12 rebounds, four assists and two blocks during the state tournament ... averaged 12.9 points, 10.2 rebounds and four assists with 15 double-doubles as a junior, helping the Gators to a 26-2 mark and their first state championship in 2016-17 ... finished as the 2016-17 state tournament's leading rebounder, averaging 16.5 boards per game while also scoring 12.5 points and 2.5 blocks ... a two-time Baltimore Sun All-Metro First Team selection and two-time All-Xfinity All-Tournament team honoree, Hardnett scored 1,087 career points as a three-year starter at Perry Hall.

Personal: Born Sept. 26, 1999 in Philadelphia, Pa. ... son of Anita and Darryl Hardnett ... right-handed.

SEASON & CAREER STATISTICS

2018-19		CAREER
0	Pts	0
0	FG Atts	0
0	FG Made	0
0	3PT-FG Atts	0
0	3PT-FG Made	0
0	FT Atts	0
0	FT Made	0
0	Rebs	0
0	Assts	0
0	Stls	0
0	Blks	0
0	Mins	0

MISCELLANEOUS STATISTICS

CATEGORY	2018-19	CAREER
Double-Figure Scoring Games	0	0
Double-Figure Rebounding Games	0	0
Double-Double Games	0	0
20-Point Scoring Games	0	0
Games Led UC in Scoring	0	0
Games Led UC in Rebounding	0	0
Games Led UC in Assists	0	0
Games With 3+ Assists	0	0
Games With 3+ Blocks	0	0
Games With 3+ Steals	0	0
Games With 3+ Three-Pointers	0	0

GAME-BY-GAME STATISTICS

2018-19 (FRESHMAN SEASON)

CAREER STATISTICS



#13 TREVON SCOTT

FORWARD • 6-8 • 225 • R-JUNIOR • 2L • TOWNSEND, GA./McINTOSH COUNTY ACADEMY

CONFERENCE AWARDS

» All-Tournament Team (2019)

MOMENTS

» Notched 17 points and 12 rebounds against SMU (3/15/19) in the AAC Tournament Quarterfinals.

» Posted a career-high 22 points and matched a career-best with 10 rebounds, making 12 of 13 free throws vs. Northern Kentucky (12/4/18).

» Recorded his first career double-double with 15 points and 10 rebounds against Milwaukee (11/16/18).

2018-19 Season (R-Junior): Notched 12 points and a game-high eight rebounds against Houston (3/17) in the championship game of the AAC Tournament ... scored 12 points and grabbed eight rebounds against Wichita State (3/16) in the semifinals of the AAC Tournament ... tallied 17 points and a game-high 12 rebounds against SMU (3/15) in the quarterfinals of the AAC Tournament ... scored a team-high 20 points on 9-of-15 shooting with a pair of threes and a game-high nine rebounds at UCF (3/7) ... posted eight points seven rebounds and two steals vs. Memphis (3/4) ... grabbed 10 rebounds at SMU (2/27) ... tied a season high with four assists to go with eight rebounds against Wichita State (2/17) ... scored 13 points with a pair of threes and nine rebounds at Memphis (2/7) ... registered a double-double with 13 points and a career-high 11 rebounds against Tulsa (1/24) ... scored five points and tied a career high grabbing 10 rebounds at Wichita State (1/19) ... accounted for 12 points, nine rebounds and two steals at Tulsa (1/10) ... tallied 12 points, nine rebounds and three assists at ECU (1/5) ... notched 10 points on 5-of-11 shooting with 10 rebounds in 34 minutes against Xavier (12/8) ... achieved a career-high 22 points and matched a career-high with 10 rebounds while making 12 of 13 free throws vs. Northern Kentucky (12/4) ... accounted for 11 points with seven rebounds against UAPB (11/27) ... posted nine points with nine rebounds and a pair of blocks against Ole Miss (11/24) ... tallied 14 points on 7-of-9 shooting with eight rebounds against George Mason (11/23) ... registered his first career double-double with a career-high 15 points and 10 rebounds against Milwaukee (11/16/18) ... scored 12 points on 6-of-6 shooting from the field against North Carolina Central (11/13) ... posted eight points with six rebounds against Ohio State (11/7) ... grabbed a game-high 10 rebounds during the exhibition game against Tusculum (11/1) ... averaged 8.0 points and 5.0 rebounds while shooting 55.0 percent (11 of 20) from the floor during Cincinnati's three-game tour of Canada in August 2018.

2017-18 Season (R-Sophomore): Played in all 36 games as a reserve, averaging 3.1 points, 3.6 rebounds, and 0.9 assists in 12.5 minutes ... shot 55.4 percent (41 of 74) from the field ... scored a season-high 10 points on 3-of-7 shooting with six rebounds in 17 minutes at Tulane (3/1) ... posted nine points on 4-of-5 shooting with a season-high nine rebounds in 19 minutes against UConn (2/22) ... grabbed at least one rebound in 30 of 36 games ... named to the Bearcats Academic Honor Roll and Dean's List during the fall 2017 semester ... earned Legion of Excellence Award for team's highest grade-point average ... received 2018 Academic All-AAC honors.

2016-17 Season (R-Freshman): Played in 35 games as a reserve, averaging 3.1 points and 2.5 rebounds in 10.2 minutes ... shot 50 percent (45 of 90) from the field on the season ... scored a season-high 11 points on 5-of-10 shooting with seven rebounds and three assists in 18 minutes against Texas Southern (12/13) ... recorded 10 points on 5-of-5 shooting against Fairleigh Dickinson (12/17) ... registered 10 points on 5-of-6 shooting against Penn State (11/20) ... tallied nine points and nine rebounds with a season-best five assists and five blocks in a season-high 29 minutes against Lipscomb (11/26) ... recorded nine points, seven rebounds and a season-high five steals against USF (1/29) ... grabbed at least one rebound in 28 of 35 games played.

2015-16 Season (Redshirt): Did not see action.

Prior to Cincinnati: Named the Georgia Region 2A Player of the Year as a junior and senior ... tabbed first team all-region as a freshman and sophomore ... set the school scoring mark with 1,824 points while averaging 13.3 rebounds during his career at McIntosh County Academy in Darien, Georgia (population 1,880) ... averaged 21.6 points, 14.1 rebounds, 6.5 assists and 3.5 blocks as a senior ... posted 22.3 points, 13.7 rebounds, 6.7 assists and 3.7 blocks as a junior ... tabbed a three-star prospect by ESPN, Rivals.com and Scout.com and 247 Sports.

Personal: Born Nov. 25, 1996 in Brunswick, Georgia ... son of Anitra and Eddie Scott ... has two sisters, Jada and Jady, who signed NLI's to play for Cincinnati beginning in 2019-2020 ... right-handed ... first named pronounced "TREY-vaughn."

SEASON & CAREER STATISTICS

2018-19 Season			Career		
22 vs. NKU, 12/4/18	Pts	22 vs. NKU, 12/4/18			
17 vs. SMU, 3/15/19	FG Atts	17 vs. SMU, 3/15/19			
9 at UCF, 3/7/19	FG Made	9 at UCF, 3/7/19			
5 at Memphis, 2/7/19	3PT-FG Atts	5 at Memphis, 2/7/19			
2, 3x (last vs. Wichita State, 3/16/19)	3PT-FG Made	2, 3x (last vs. Wichita State, 3/16/19)			
13 vs. NKU, 12/4/18	FT Atts	13 vs. NKU, 12/4/18			
12 vs. NKU, 12/4/18	FT Made	12 vs. NKU, 12/4/18			
12 vs. SMU, 3/15/19	Rebs	12 vs. SMU, 3/15/19			
4, 2x (last vs. Wichita State, 2/17/19)	Assts	6 vs. Western Carolina, 11/13/17			
2, 5x (last vs. SMU, 3/15/19)	Stls	5 vs. USF, 1/29/17			
2, 2x (last vs. Ole Miss, 11/24/18)	Blks	5 vs. Lipscomb, 11/26/16			
39 at UCF, 3/7/19	Mins	39 at UCF, 3/7/19			

MISCELLANEOUS STATISTICS

CATEGORY	2016-17	2017-18	2018-19	CAREER
Double-Figure Scoring Games	3	1	15	19
Double-Figure Rebounding Games	1	0	7	8
Double-Double Games	0	0	5	5
20-Point Scoring Games	0	0	2	2
Games Led UC in Scoring	0	0	2	2
Games Led UC in Rebounding	2	5	18	25
Games Led UC in Assists	1	2	0	3
Games With 3+ Assists	2	6	8	16
Games With 3+ Blocks	1	0	0	1
Games With 3+ Steals	1	0	0	1
Games With 3+ Three-Pointers	0	0	0	0

CAREER STATISTICS

			Total		3-Point		F-Throws		Rebounds										Scoring	
Season	gp-gs	min/avg	fg-fga	pct	fg-fga	pct	ft-fita	pct	off	def	tot	avg	pf	fo	ast	to	blk	stl	pts	avg
2016-17	35-0	356/10.2	45-90	.500	1-3	.333	16-32	.500	24	64	88	2.5	25	0	20	16	15	17	107	3.1
2017-18	36-0	449/12.5	41-74	.554	0-1	.000	28-47	.596	50	78	128	3.6	38	0	32	22	7	15	110	3.1
2018-19	34-34	1034/30.4	121-257	.471	12-38	.316	62-94	.660	79	154	233	6.9	58	1	52	38	18	28	316	9.3
TOTAL	105-34	1839/17.5	207-421	.492	13-42	.310	106-173	.613	153	296	449	4.3	121	1	104	76	40	60	533	5.1



#13 TREVON SCOTT

FORWARD • 6-8 • 225 • R-JUNIOR • 2L • TOWNSEND, GA./McINTOSH COUNTY ACADEMY

GAME-BY-GAME STATISTICS

2018-19 (R-JUNIOR SEASON)


Opponent	Date	gs	min	Total		3-Pointers		Free throws		Rebounds			pf	a	t/o	blk	stl	pts	avg		
				fg-fga	pct	3fg-fga	pct	ft-fa	pct	off	def	tot								avg	
OHIO ST.	11/07/18	*	29	2-5	.400	1-3	.333	3-4	.750	2	4	6	6.0	2	2	2	0	8	8.0		
N.C. CENTRAL	11/13/18	*	29	6-6	1.000	0-0	.000	0-0	.000	1	2	3	4.5	0	2	1	1	1	12	10.0	
MILWAUKEE	11/16/18	*	38	6-13	.462	1-3	.333	2-4	.500	2	8	10	6.3	1	2	1	0	2	15	11.7	
WESTERN MICH.	11/19/18	*	30	2-7	.286	0-0	.000	0-0	.000	1	2	3	5.5	3	2	0	0	1	4	9.8	
vs George Mason	11/23/18	*	37	7-9	.778	0-0	.000	0-1	.000	2	6	8	6.0	2	1	1	1	0	14	10.6	
vs Ole Miss	11/24/18	*	33	3-6	.500	0-0	.000	3-6	.500	2	7	9	6.5	3	0	1	2	1	9	10.3	
ARK.-PINE BLUFF	11/27/18	*	16	4-7	.571	0-0	.000	3-4	.750	2	5	7	6.6	3	1	4	0	1	11	10.4	
at UNLV	12/01/18	*	31	2-6	.333	0-0	.000	0-0	.000	0	2	2	6.0	5	0	3	0	1	4	9.6	
NORTHERN KY.	12/04/18	*	28	5-8	.625	0-0	.000	12-13	.923	3	7	10	6.4	0	3	1	1	0	22	11.0	
XAVIER	12/08/18	*	34	5-11	.455	0-0	.000	0-0	.000	2	8	10	6.8	2	0	0	1	1	10	10.9	
at Mississippi State	12/15/18	*	27	2-9	.222	0-0	.000	1-2	.500	1	3	4	6.5	4	0	1	1	1	5	10.4	
UCLA	12/19/18	*	21	2-5	.400	0-2	.000	3-4	.750	2	3	5	6.4	0	4	0	1	1	7	10.1	
SOUTH CAROLINA ST.	12/22/18	*	20	3-5	.600	0-0	.000	0-0	.000	4	1	5	6.3	0	2	1	0	0	6	9.8	
TULANE	01/02/19	*	24	3-11	.273	0-2	.000	1-2	.500	2	1	3	6.1	2	1	0	1	1	7	9.6	
at ECU	01/05/19	*	28	5-9	.556	0-1	.000	2-4	.500	3	6	9	6.3	3	3	2	0	2	12	9.7	
at Tulsa	01/10/19	*	31	5-7	.714	0-0	.000	2-2	1.000	2	7	9	6.1	1	1	2	0	2	12	9.9	
UCONN	01/12/19	*	34	1-7	.143	0-0	.000	0-0	.000	0	1	1	6.1	2	3	1	0	0	2	9.4	
SOUTH FLA.	01/15/19	*	31	4-5	.800	0-0	.000	4-4	1.000	1	3	4	6.0	3	0	0	1	2	12	9.6	
at Wichita St.	01/19/19	*	36	1-4	.250	0-0	.000	3-4	.750	4	6	10	6.2	1	1	2	1	0	5	9.3	
TULSA	01/24/19	*	28	6-7	.857	1-1	1.000	0-1	.000	2	9	11	6.5	1	1	0	0	1	13	9.5	
at Temple	01/27/19	*	29	5-8	.625	0-1	.000	3-5	.600	1	5	6	6.4	3	1	2	0	0	13	9.7	
SMU	02/02/19	*	27	1-1	1.000	0-0	.000	0-0	.000	3	0	3	6.3	3	2	1	0	0	2	9.3	
at Memphis	02/07/19	*	34	4-9	.444	2-5	.400	3-7	.429	3	6	9	6.4	1	3	0	0	1	13	9.5	
at Houston	02/10/19	*	35	1-4	.250	1-2	.500	0-0	.000	0	3	3	6.3	0	1	0	0	1	3	9.2	
WICHITA ST.	02/17/19	*	32	1-7	.143	0-0	.000	1-2	.500	3	5	8	6.3	1	4	0	1	1	3	9.0	
UCF	02/21/19	*	29	3-7	.429	1-2	.500	0-0	.000	3	2	5	6.3	1	2	2	1	1	7	8.9	
at UConn	02/24/19	*	29	2-7	.286	0-1	.000	1-2	.500	4	4	8	6.3	4	0	3	1	1	5	8.7	
at SMU	02/27/19	*	22	2-8	.250	0-2	.000	0-0	.000	4	6	10	6.5	0	2	2	0	0	4	8.6	
MEMPHIS	03/02/19	*	32	3-6	.500	0-1	.000	2-4	.500	3	4	7	6.5	0	1	2	1	2	8	8.6	
at UCF	03/07/19	*	39	9-15	.600	2-3	.667	0-1	.000	6	3	9	6.6	1	3	1	0	1	20	8.9	
HOUSTON	03/10/19	*	33	1-5	.200	0-2	.000	5-6	.833	3	5	8	6.6	3	0	1	0	0	7	8.9	
vs SMU	03/15/19	*	35	8-17	.471	0-2	.000	1-2	.500	5	7	12	6.8	0	1	1	0	2	17	9.1	
vs Wichita St.	03/16/19	*	39	4-11	.364	2-3	.667	2-4	.500	2	6	8	6.8	2	1	0	1	1	12	9.2	
vs Houston	03/17/19	*	34	3-5	.600	1-2	.500	5-6	.833	1	7	8	6.9	1	2	0	0	0	12	9.3	
Totals			34	1034	121-257	471	12-38	316	62-94	660	79	154	233	6.9	58	52	38	18	28	316	9.3

2016-17 (R-FRESHMAN SEASON)

Opponent	Date	gs	min	Total		3-Pointers		Free throws		Rebounds			pf	a	t/o	blk	stl	pts	avg	
				fg-fga	pct	3fg-fga	pct	ft-fa	pct	off	def	tot								avg
BROWN	11/11/16	9	2-3	.667	0-0	.000	2-3	.667	0	2	2	2.0	1	0	0	1	0	6	6.0	
ALBANY	11/14/16	7	2-3	.667	0-0	.000	0-0	.000	2	1	3	2.5	0	0	0	1	0	4	5.0	
vs Rhode Island	11/19/16	0	0-0	.000	0-0	.000	0-0	.000	0	0	0	1.7	0	0	0	0	0	0	3.3	
vs Penn State	11/20/16	18	5-6	.833	0-0	.000	0-0	.000	2	1	3	2.0	1	1	0	1	0	10	5.0	
SAMFORD	11/23/16	7	0-2	.000	0-0	.000	0-0	.000	0	2	2	2.0	0	0	0	0	0	0	4.0	
LIPSCOMB	11/26/16	29	3-6	.500	0-0	.000	3-5	.600	4	5	9	3.2	2	5	2	5	0	9	4.8	
at Iowa State	12-01-16	12	0-1	.000	0-0	.000	0-0	.000	2	1	3	3.1	0	1	1	0	0	0	4.1	
BOWLING GREEN	12/04/16	14	1-4	.250	0-0	.000	0-0	.000	0	4	4	3.3	1	1	0	0	2	2	3.9	
at Butler	12/10/16	11	0-1	.000	0-0	.000	0-0	.000	0	3	3	3.2	0	0	0	0	0	0	3.4	
TEXAS SOUTHERN	12/13/16	18	5-10	.500	0-1	.000	1-2	.500	1	6	7	3.6	1	3	0	1	1	11	4.2	
FAIRLEIGH DICKINSON	12/17/16	15	5-5	1.000	0-0	.000	0-4	.000	1	2	3	3.5	1	2	0	1	0	10	4.7	
MARSHALL	12/22/16	26	3-6	.500	0-0	.000	2-5	.400	1	4	5	3.7	2	1	3	1	1	8	5.0	
at Temple	12/28/16	21	2-3	.667	0-0	.000	1-1	1.000	1	5	6	3.8	0	0	2	1	2	5	5.0	
TULANE	01/01/17	20	2-5	.400	0-1	.000	2-2	1.000	2	8	10	4.3	1	1	1	0	0	6	5.1	
at Houston	1/7/17	6	0-0	.000	0-0	.000	0-0	.000	0	0	0	4.0	2	0	0	1	0	0	4.7	
SMU	01/12/17	15	2-4	.500	0-0	.000	0-0	.000	0	2	2	3.9	0	0	0	0	1	0	4.7	
at East Carolina	01/15/17	8	0-2	.000	0-0	.000	0-0	.000	0	3	3	3.8	0	1	2	0	0	0	4.4	
TEMPLE	01/18/17	5	1-1	1.000	0-0	.000	0-0	.000	1	0	1	3.7	1	0	1	0	0	2	4.3	
at Tulane	01/21/17	10	3-5	.600	0-0	.000	1-2	.500	1	2	3	3.6	0	0	1	0	0	7	4.4	
XAVIER	01/26/17	4	0-2	.000	0-0	.000	0-0	.000	1	0	1	3.5	1	0	0	0	0	0	4.2	
USF	01/29/17	17	4-8	.500	1-1	1.000	0-2	.000	2	5	7	3.7	2	1	0	0	5	9	4.4	
at Tulsa	02/01/17	6	0-0	.000	0-0	.000	0-0	.000	0	0	0	3.5	0	1	0	0	1	0	4.2	
UCONN	02/04/17	10	0-0	.000	0-0	.000	2-4	.500	1	1	2	3.4	0	2	0	0	0	2	4.1	
UCF	02/08/17	6	1-2	.500	0-0	.000	0-0	.000	1	0	1	3.3	3	0	0	0	0	2	4.0	
at SMU	02/12/17	4	0-0	.000	0-0	.000	0-0	.000	0	0	0	3.2	0	0	0	0	0	0	3.9	
at USF	02/15/17	7	0-0	.000	0-0	.000	0-0	.000	0	1	1	3.1	1	0	1	1	2	0	3.7	
TULSA	02/18/17	10	0-0	.000	0-0	.000	0-0	.000	0	1	1	3.0	0	0	1	0	2	0	3.6	
MEMPHIS	02/23/17	8	2-2	1.000	0-0	.000	2-2	1.000	0	1	1	3.0	0	0	0	0	1	6	3.7	
at UCF	2/26/17	2	0-1	.000	0-0	.000	0-0	.000	0	0	0	2.9	2	0	1	0	0	0	3.6	
HOUSTON	03/02/17	8	1-3	.333	0-0	.000	0-0	.000	0	1	1	2.8	1	0	0	0	0	2	3.5	
at UConn	3/5/17	5	0-3	.000	0-0	.000	0-0	.000	0	1	1	2.7	0	0	0	0	0	0	3.4	
vs Tulsa	3/10/17	11	1-2	.500	0-0	.000	0-0	.000	1	1	2	2.7	2	0	0	0	0	2	3.3	
at UConn	3/11/17	3	0-0	.000	0-0	.000	0-0	.000	0	0	0	2.6	0	0	0	0	0	0	3.2	
vs SMU	3/12/17	1	0-0	.000	0-0	.000	0-0	.000	0	0	0	2.6	0	0	0	0	0	0	3.1	
vs UCLA	03/19/17	3	0-0	.000	0-0	.000	0-0	.000	0	1	1	2.5	0	0	0	0	0	0	3.1	
Totals		0	356	45-90	.500	1-3	.333	16-32	.500	24	64	88	2.5	25	20	16	15	17	107	3.1

2017-18 (R-SOPHOMORE SEASON)

Opponent	Date	gs
----------	------	----



#15 CANE BROOME

GUARD • 6-0 • 165 • SENIOR • 1L • EAST HARTFORD, CONN. (SACRED HEART)

CONFERENCE AWARDS

- » NEC Player of the Year (2015-16)
- » First Team (2015-16)
- » All-Rookie Team (2014-15)
- » Player of the Week (NEC: 4X: 2/22/16, 1/5/16, 11/16/15, 12/8/14)
- » Rookie of the Week (NEC: 5X: 3/2/15, 2/23/15, 1/26/15, 12/22/14, 12/8/14)

OTHER HONORS

- » Named to 2018 Emerald Coast Classic All-Tournament Team
- » AP Honorable Mention All-American (2015-16)
- » USBWA All-District I First Team (2015-16)
- » All-ECAC First Team
- » NABC All-District 18 First Team (2015-16)
- » All-MET Basketball Writers' Association First Team (2015-16)

MOMENTS

- » Hit two threes inside the final 1:29, including a 30-footer with 12 seconds left in UC's 64-60 win at UConn (2/24/19).
- » Scored UC's final 14 points of regulation helping the Bearcats rally for an overtime win at Tulsa (1/10/19).
- » Recorded his first 20-point game as a Bearcat, scoring a game-high 21 points against George Mason (11/23/18).

2018-19 Season (Senior): Made a season-high three three-pointers, scoring 15 points against Houston (3/17) in the championship game of the AAC Tournament ... hit two three-pointers inside the final 1:29, including a 30-footer with 12 seconds left, scoring 10 points at UConn (2/24) ... netted 12 points with a pair of threes vs. Wichita State (2/17) ... scored 10 points with a pair of threes at Houston (2/10) ... contributed 11 points and three assists vs. SMU (2/2) ... tallied 10 points with three assists and two steals against Tulsa (1/24) ... handed out five assists against USF (1/15) ... accounted for Cincinnati's final 14 points of regulation and finished with 16 points and six assists at Tulsa (1/10) ... scored 17 points on 6-of-7 shooting with three assists against Tulane (1/2) ... tallied 14 points on 7-of-12 shooting at UNLV (12/1) ... named to Emerald Coast Classic All-Tournament team after averaging 15.0 points and shooting 50 percent (10 of 20) from the floor during two games in Florida ... posted a game-high 21 points on 7-of-13 shooting against George Mason (11/23), marking his first 20-point game as a Bearcat ... tallied 14 points with five rebounds and three assists against Western Michigan (11/19) ... scored a game-high 17 points on 8-of-12 shooting with four assists and three steals in 36 minutes against Milwaukee (11/16).

2017-18 Season (Junior): Started three of 34 games played, serving most of the season as the Bearcats' sixth starter, averaging 7.9 points, shooting 46.3 percent (95 of 205) from the floor with 2.8 assists and 1.5 rebounds in 20.5 minutes ... ranked 13th in the league with 2.9 assists during conference play, handing out 46 assists with only 19 turnovers in 20.5 minutes ... scored in double figures in 13 games ... scored 17 points twice against Savannah State (11/10) and Arkansas-Pine Bluff (12/19) ... scored his most points in a league game with 16 against No. 19 Wichita State (2/18), making 7 of 10 shots with a pair of threes ... scored 12 of his 16 points in the first half at No. 21 Xavier (12/2) ... tallied a team-high 15 points on 6-of-8 shooting against No. 5 Florida (12/9) ... handed out five or more assists seven times ... hit a season-high five three-pointers against Savannah State (11/10).

2016-17 Season (Junior): Sat out the 2016-17 season due to NCAA transfer rules.

Prior to Cincinnati: Earned numerous regional and national honors during the 2015-16 season, including Associated Press Honorable Mention All-America, United States Basketball Writers' Association (USBWA) All-District I, First Team All-ECAC, National Association of Basketball Coaches (NABC) All-District 18 accolades and First Team All-MET Basketball Writers' Association accolades ... named the 2015-16 Northeast Conference Player of the Year after ranking eighth in the nation in scoring at 23.1 points per game to go with 4.9 rebounds, 2.9 assists and 1.7 steals in 37.5 minutes for Sacred Heart ... became first underclassman voted NEC Player of the Year since 1992 ... broke the league's sophomore scoring record, becoming the first second-year player in the NEC to average at least 22.0 points per game since 1988-89 ... led all active sophomores in the country with 1,157 career points following the 2015-16 campaign ... scored 30 or more points five times during the 2015-16 season, including a 39-point effort at Fairleigh Dickinson on Feb. 20 ... ranking among the NEC leaders in points (first at 23.1), minutes played (first at 37.5), free-throw attempts (first at 203), three-pointers made

SEASON & CAREER STATISTICS

2018-19 Season			Career
21 vs. George Mason, 11/23/18	Pts	39 at Fairleigh Dickinson, 2/20/16•	
13 vs. George Mason, 11/23/18	FG Atts	25, 2x (last vs. LIU Brooklyn, 3/2/16)•	
8 vs. Milwaukee, 11/16/18	FG Made	15 vs. LIU Brooklyn, 3/2/16•	
7 at Tulsa, 1/10/19	3PT-FG Atts	13 at LIU Brooklyn, 1/27/16•	
3 vs. Houston, 3/17/19	3PT-FG Made	6 at LIU Brooklyn, 1/27/16•	
8, 2x (last vs. UConn, 1/12/19)	FT Atts	22 at Fairleigh Dickinson, 2/20/16•	
7 vs. George Mason, 11/23/18	FT Made	15 at Fairleigh Dickinson, 2/20/16•	
5, 2x (last vs. UConn, 1/12/19)	Rebs	10, 2x (last at Bryant, 2/18/16)•	
6 at Tulsa, 1/10/19	Assts	6, 6x (last at Tulsa, 1/10/19)	
3 vs. Milwaukee, 11/16/18	Stls	4, 4x (last vs. Wagner, 1/9/16)•	
1 vs. SMU, 2/2/19	Blks	2 at Brown, 12/28/14•	
36 vs. Milwaukee, 11/16/18	Mins	44 at Bryant, 3/4/15•	

MISCELLANEOUS STATISTICS

CATEGORY	2015-16•	2016-17•	2017-18	2018-19	CAREER
Double-Figure Scoring Games	23	29	13	13	78
Double-Figure Rebounding Games	0	2	0	0	2
Double-Double Games	0	2	0	0	2
20-Point Scoring Games	6	20	0	1	27
Games Led Team in Scoring	10	25	3	3	41
Games Led Team in Rebounding	3	5	0	0	8
Games Led Team in Assists	3	14	11	7	35
Games With 3+ Assists	15	18	18	14	65
Games With 3+ Blocks	0	0	0	0	0
Games With 3+ Steals	5	9	2	1	18
Games With 3+ Three-Pointers	5	12	3	1	21

• - Statistics from player career at Sacred Heart

(fourth at 2.2), steals (fifth at 1.7), assists (10th at 2.9) and free-throw percentage (14th at .768) in 2015-16 ... named to the NEC All-Rookie Team in 2014-15, ranking eighth in the league, averaging 14.2 points ... named NEC Rookie of the Week five times and NEC Player of the Week once as a freshman ... earned all-state honors and was a two-time all-conference performer at East Hartford High School averaging 27.0 points and 5.0 assists for the Hornets ... named a McDonald's All-American nominee and received NEPSAC AAA Honorable Mention accolades at Saint Thomas More, averaging 12.5 points and 6.0 assists.

Personal: Born Nov. 29, 1994 in Hartford, Connecticut ... Son of April Walden-Broome and Sam Broome ... Has a sister, Canei ... left-handed.

CAREER STATISTICS

Season	gp-gs min/avg		Total		3-Point		F-Throws		Rebounds				Scoring							
			fg-fga	pct	fg-fga	pct	ft-fta	pct	off	def	tot	avg	pf	fo	ast	to	blk	stl	pts	avg
2014-15*	31-30	984/31.7	158-358	.441	42-128	.328	84-113	.743	15	107	122	3.9	62	1	77	71	6	33	442	14.3
2015-16*	30-30	1124/37.5	236-530	.445	66-212	.311	156-203	.768	17	131	148	4.9	71	2	88	115	0	51	694	23.1
2017-18	34-3	698/20.5	95-205	.463	32-82	.390	46-65	.708	16	36	52	1.5	44	0	95	51	2	31	268	7.9
2018-19	34-4	723/21.3	96-241	.398	29-97	.299	61-80	.763	11	45	56	1.6	36	0	76	41	1	22	282	8.3
TOTAL	68-7	1421/20.9	191-446	.428	61-179	.341	107-145	.738	27	81	108	1.6	80	0	171	92	3	53	550	8.1
All*	129-67	3529/27.4	585-1334	.439	169-519	.326	347-461	.753	59	319	378	2.9	213	3	336	278	9	137	1686	13.1



#15 CANE BROOME

GUARD • 6-0 • 165 • SENIOR • 1L • EAST HARTFORD, CONN. (SACRED HEART)

GAME-BY-GAME STATISTICS

2018-19 (SENIOR SEASON)

Opponent	Date	gs	min	Total		3-Pointers		Free throws		Rebounds				pf	a	tlo	blk	stl	pts	avg	
				fg-fga	pct	3fg-fga	pct	ft-fa	pct	off	def	tot	avg								
OHIO ST.	11/07/18	*	28	1-10	.100	1-4	.250	2-2	1.000	2	0	2	2.0	1	2	0	0	0	5	5.0	
N.C. CENTRAL	11/13/18		14	0-3	.000	0-2	.000	0-0	.000	0	0	0	1.0	2	0	2	0	0	0	2.5	
MILWAUKEE	11/16/18	*	36	8-12	.667	1-4	.250	0-0	.000	0	1	1	1.0	0	4	1	0	3	17	7.3	
WESTERN MICH.	11/19/18		28	5-9	.556	1-2	.500	3-3	1.000	0	5	5	2.0	1	3	2	0	1	14	9.0	
vs George Mason	11/23/18		32	7-13	.538	0-2	.000	7-8	.875	0	1	1	1.8	0	2	2	0	0	21	11.4	
vs Ole Miss	11/24/18		24	3-7	.429	1-2	.500	2-3	.667	0	1	1	1.7	0	4	1	0	2	9	11.0	
ARK.-PINE BLUFF	11/27/18		15	4-5	.800	1-2	.500	2-3	.667	1	0	1	1.6	2	0	0	0	1	11	11.0	
at UNLV	12/01/18		23	7-12	.583	0-3	.000	0-1	.000	0	1	1	1.5	1	4	4	0	0	14	11.4	
NORTHERN KY.	12/04/18		22	1-8	.125	0-1	.000	2-2	1.000	2	1	3	1.7	1	1	0	0	2	4	10.6	
XAVIER	12/08/18		17	1-5	.200	0-4	.000	1-2	.500	0	3	3	1.8	1	3	2	0	0	3	9.8	
at Mississippi State	12/15/18		10	0-3	.000	0-1	.000	2-2	1.000	0	1	1	1.7	0	3	2	0	1	2	9.1	
UCLA	12/19/18		16	1-4	.250	0-0	.000	0-0	.000	0	2	2	1.8	1	3	1	0	0	2	8.5	
SOUTH CAROLINA ST.	12/22/18		18	1-5	.200	0-2	.000	1-2	.500	0	1	1	1.7	2	4	3	0	0	3	8.1	
TULANE	01/02/19	*	25	6-7	.857	0-1	.000	5-5	1.000	2	0	2	1.7	1	3	1	0	0	17	8.7	
at ECU	01/05/19		8	0-3	.000	0-2	.000	0-0	.000	0	0	0	1.6	0	0	0	0	1	0	8.1	
at Tulsa	01/10/19		32	6-12	.500	2-7	.286	2-2	1.000	0	2	2	1.6	2	6	2	0	2	16	8.6	
UConn	01/12/19		22	2-4	.500	0-2	.000	4-8	.500	0	5	5	1.8	2	2	1	0	2	8	8.6	
SOUTH FLA.	01/15/19		17	1-4	.250	1-2	.500	0-0	.000	0	1	1	1.8	2	5	1	0	0	3	8.3	
at Wichita St.	01/19/19		14	0-4	.000	0-2	.000	4-4	1.000	0	1	1	1.7	2	1	1	0	0	4	8.1	
TULSA	01/24/19		17	3-8	.375	1-2	.500	3-3	1.000	0	1	1	1.7	0	3	1	0	2	10	8.2	
at Temple	01/27/19		27	2-8	.250	0-3	.000	2-3	.667	1	2	3	1.8	0	3	2	0	0	6	8.0	
SMU	02/02/19		17	4-9	.444	1-4	.250	2-2	1.000	0	2	2	1.8	1	3	0	0	1	11	8.2	
at Memphis	02/07/19		8	2-4	.500	1-3	.333	0-1	.000	0	1	1	1.7	1	1	0	0	0	5	8.0	
at Houston	02/10/19		28	4-9	.444	2-3	.667	0-1	.000	1	2	3	1.8	3	2	0	0	0	10	8.1	
WICHITA ST.	02/17/19		19	3-6	.500	2-4	.500	4-5	.800	0	2	2	1.8	1	1	1	0	0	12	8.3	
UCF	02/21/19		22	4-7	.571	1-2	.500	0-0	.000	0	1	1	1.8	0	1	2	0	0	9	8.3	
at UConn	02/24/19		21	3-6	.500	2-2	1.000	2-2	1.000	1	2	3	1.8	0	2	2	0	1	10	8.4	
at SMU	02/27/19		23	1-5	.200	1-2	.500	2-2	1.000	0	1	1	1.8	1	1	0	0	0	5	8.3	
MEMPHIS	03/02/19		23	2-7	.286	1-4	.250	1-4	.250	0	1	1	1.8	2	1	0	0	0	6	8.2	
at UCF	03/07/19		23	3-10	.300	2-6	.333	0-0	.000	0	0	0	1.7	0	0	0	0	2	8	8.2	
HOUSTON	03/10/19	*	34	2-11	.182	1-6	.167	2-2	1.000	0	0	0	1.6	1	5	2	0	0	7	8.1	
vs SMU	03/15/19		10	1-2	.500	1-2	.500	4-6	.667	0	0	0	1.6	2	0	0	0	0	7	8.1	
vs Wichita St.	03/16/19		22	3-9	.333	2-4	.500	0-0	.000	0	2	2	1.6	0	2	0	0	0	8	8.1	
vs Houston	03/17/19		28	5-10	.500	3-5	.600	2-2	1.000	1	2	3	1.6	3	1	4	0	0	15	8.3	
Totals			4	723	96-241	.398	29-97	.299	61-80	.763	11	45	56	1.6	36	76	41	1	22	282	8.3

2017-18 (JUNIOR SEASON)

Opponent	Date	gs	min	Total		3-Pointers		Free throws		Rebounds				pf	a	to	blk	stl	pts	avg	
				fg-fga	pct	3fg-fga	pct	ft-fa	pct	off	def	tot	avg								
SAVANNAH STATE	11/10/17	*	20	6-11	.545	5-9	.556	0-0	.000	0	4	4	4.0	2	4	6	0	0	17	17.0	
WESTERN CAROLINA	11/13/17		20	6-11	.545	2-3	.667	1-2	.500	1	1	2	3.0	2	4	0	0	3	15	16.0	
COPPIN STATE	11/16/17	*	21	1-3	.333	0-1	.000	2-4	.500	0	1	1	2.3	0	2	1	0	1	4	12.0	
vs Buffalo	11/20/17	*	12	0-1	.000	0-0	.000	2-2	1.000	0	2	2	2.3	3	1	2	0	1	2	9.5	
vs Richmond	11/21/17		23	5-7	.714	0-0	.000	3-4	.750	0	2	2	2.2	2	1	5	0	2	13	10.2	
vs Wyoming	11/22/17		14	4-8	.500	0-1	.000	2-2	1.000	2	0	2	2.2	2	3	2	0	2	10	10.2	
ALABAMA STATE	11/27/17		17	1-5	.200	0-2	.000	0-0	.000	0	0	0	1.9	1	4	0	0	0	2	9.0	
at Xavier	12/02/17		27	6-12	.500	1-4	.250	3-6	.500	0	2	2	1.9	4	5	2	0	1	16	9.9	
vs Florida	12/09/17		28	6-8	.750	1-2	.500	2-4	.500	0	3	3	2.0	2	0	2	1	2	15	10.4	
MISSISSIPPI ST.	12/12/17		20	1-4	.250	0-1	.000	0-0	.000	0	0	0	1.8	1	4	2	0	2	2	9.6	
at UCLA	12/16/17		20	2-6	.333	1-2	.500	4-4	1.000	1	1	2	1.8	0	3	1	0	1	9	9.5	
UA-PINE BLUFF	12/19/17		26	6-9	.667	3-5	.600	2-2	1.000	2	1	3	1.9	3	3	1	0	1	17	10.2	
CLEVELAND STATE	12/21/17		17	1-3	.333	1-2	.500	2-2	1.000	1	1	2	1.9	2	6	1	0	1	5	9.8	
SMU	01/07/18		12	0-3	.000	0-2	.000	3-4	.750	1	0	1	1.9	4	2	3	0	1	3	9.3	
at USF	11/13/18		21	1-2	.500	1-2	.500	3-5	.600	0	0	0	1.7	0	4	1	0	1	6	9.1	
at UCF	11/16/18		21	1-7	.143	1-3	.333	0-0	.000	0	2	2	1.8	1	5	2	0	0	3	8.7	
ECU	01/20/18		28	3-7	.429	1-2	.500	0-0	.000	2	1	3	1.8	0	6	0	0	1	7	8.6	
TEMPLE	01/24/18		12	1-3	.333	1-2	.500	0-0	.000	0	0	0	1.7	0	2	1	0	1	3	8.3	
at Memphis	12/7/18		28	3-7	.429	2-4	.500	1-3	.333	0	0	0	1.6	4	6	1	0	0	9	8.3	
HOUSTON	01/31/18		21	2-5	.400	0-2	.000	0-0	.000	1	1	2	1.7	0	1	2	0	0	4	8.1	
at UCONN	2/3/18		24	4-10	.400	2-4	.500	0-1	.000	0	0	0	1.6	0	3	2	0	1	10	8.2	
UCF	02/06/18		13	1-7	.143	1-5	.200	0-0	.000	0	0	0	1.5	0	5	2	0	3	3	8.0	
at SMU	02/11/18		17	0-1	.000	0-0	.000	3-5	.600	0	1	1	1.5	0	1	0	0	0	3	7.7	
at Houston	2/15/18		6	0-0	.000	0-0	.000	0-0	.000	0	0	0	1.4	2	1	0	0	0	0	7.4	
WICHITA STATE	02/18/18		28	7-10	.700	2-3	.667	0-1	.000	0	2	2	1.4	1	1	2	0	0	16	7.8	
UConn	02/22/18		24	4-7	.571	1-3	.333	4-4	1.000	1	2	3	1.5	1	4	1	0	1	13	8.0	
TULSA	02/25/18		20	5-7	.714	3-4	.750	2-2	1.000	0	1	1	1.5	2	4	1	1	0	15	8.2	
at Tulane	03/01/18		25	6-7	.857	1-1	1.000	0-0	.000	1	2	3	1.5	2	0	0	0	1	13	8.4	
at Wichita State	03/04/18		28	3-7	.429	0-1	.000	0-0	.000	0	1	1	1.5	1	1	1	0	1	6	8.3	
vs SMU	03/09/18		24	4-9	.444	1-4	.250	4-5	.800	2	1	3	1.6	1	2	0	0	0	13	8.5	
vs Memphis	3-10-18		22	2-6	.333	1-5	.200	0-0	.000	1	0	1	1.5	0	5	1	0	1	5	8.4	
vs Houston	3-11-18		23	2-3	.667	0-0	.000	0-0	.000	0	2	2	1.6	0	0	2	0	1	4	8.2	
vs Georgia State	03/16/18		19	0-3	.000	0-2	.000	0-0	.000	0	0	0	1.5	0	1	2	0	0	0	8.0	
vs Nevada	03/18/17		17	1-6	.167	0-1	.000	3-3	1.000	0	2	2	1.5	1	1	2	0	0	5	7.9	
Totals			3	698	95-205	.463	32-82	.390	46-65	.708	16	36	52	1.5	44	95	51	2	31	268	7.9

2015-16 (SOPHOMORE SEASON)

Opponent	Date	S	Min	TOTAL		3PTERS		REBOUNDS		
----------	------	---	-----	-------	--	--------	--	----------	--	--



#20 MAMOUDOU DIARRA

FORWARD • 6-9 • 215 • R-FRESHMAN • HS • BAMAKO, MALI (22 FEET ACADEMY [S.C.])

2018-19 Season (R-Freshman): Scored six points and grabbed six rebounds in a season-high 15 minutes at UConn (2/24) ... tallied four points, six rebounds and two blocks in 13 minutes against Tulane (1/2) ... posted a career-high nine points on 4-of-6 shooting with a pair of rebounds and a block in 13 minutes against UAPB (11/27).

2017-18 Season (Redshirt): Received a medical redshirt for the season ... played in seven games as a reserve, averaging 2.9 points, 1.9 rebounds and 0.7 blocks in 6.6 minutes ... scored a season-high nine points with six rebounds and a block in a season-high 12 minutes against Western Carolina (11/13) ... netted five points and a three-pointer with three rebounds in nine minutes against Coppin State (11/16) ... recorded a pair of blocks against Alabama State (11/27) ... scored in five of his seven games ... named to the Bearcats Academic Honor Roll during the fall 2017 semester.

Prior to Cincinnati: Helped 22 Feet Academy to a 29-9 record in 2016-17 while earning First Team All-Grind Session accolades and averaging 18.5 points, 10.2 rebounds and 3.2 blocks ... honored as one of 30 campers from 23 countries invited to participate in the NBA's Basketball Without Borders Camp surrounding the 2015 NBA All-Star Game.

Personal: Born Oct. 4, 1997 in Bamako, Mali ... son of Mastan Bah and Salifou Diarra ... has one sister, Kadidia ... his aunt Marietou Diarra played professional basketball in France ... right-handed ... named pronounced as "MAMA-doo DEE-are-eh."

SEASON & CAREER STATISTICS

2018-19 Season		Career
9 vs. Arkansas-Pine Bluff, 11/27/18	Pts	9, 2x (last vs. Ark.-Pine Bluff, 11/27/18)
6, 2x (last vs. SC State, 12/22/18)	FG Atts	6, 3x (last vs. SC State, 12/22/18)
4 vs. Arkansas-Pine Bluff, 11/27/18	FG Made	4 vs. Arkansas-Pine Bluff, 11/27/18
1, 2x (last vs. SC State, 12/22/18)	3PT-FG Atts	2 vs. Coppin State, 11/16/17
1 vs. Arkansas-Pine Bluff, 11/27/18	3PT-FG Made	1, 2x (last vs. Ark.-Pine Bluff, 11/27/18)
4 vs. Western Michigan, 11/19/18	FT Atts	4, 2x (last vs. Western Michigan, 11/19/18)
3 vs. Houston (3/10/19)	FT Made	3, 2x (last vs. Houston, 3/10/19)
6, 3x (last at UConn, 2/24/19)	Rebs	6, 4x (last at UConn, 2/24/19)
1, 4x (last at UCF, 3/7/19)	Assts	1, 6x (last at UCF, 3/7/19)
2 at UCF, 3/7/19	Stls	2 at UCF, 3/7/19
2 vs. Tulane, 1/2/19	Blks	2, 2x (last vs. Tulane, 1/2/19)
15 at UConn, 2/24/19	Mins	15 at UConn, 2/24/19

MISCELLANEOUS STATISTICS

CATEGORY	2017-18	2018-19	CAREER
Double-Figure Scoring Games	0	0	0
Double-Figure Rebounding Games	0	0	0
Double-Double Games	0	0	0
20-Point Scoring Games	0	0	0
Games Led Team in Scoring	0	0	0
Games Led Team in Rebounding	0	0	0
Games Led Team in Assists	0	0	0
Games With 3+ Assists	0	0	0
Games With 3+ Blocks	0	0	0
Games With 3+ Steals	0	0	0
Games With 3+ Three-Pointers	0	0	0

GAME-BY-GAME STATISTICS

2018-19 (R-FRESHMAN SEASON)

Opponent	Date	Total				3-Pointers		Free throws		Rebounds										
		gs	min	fg-fga	pct	3fg-fga	pct	ft-fa	pct	off	def	tot	avg	pf	a	tio	blk	stl	pts	avg
N.C. CENTRAL	11/13/18	4	1-1	1.000	0-0	.000	0-0	.000	0	2	2.0	1	0	0	0	0	0	2	2.0	
WESTERN MICH.	11/19/18	12	0-2	.000	0-0	.000	2-4	.500	2	4	6.0	2	1	0	0	1	0	2	2.0	
vs Ole Miss	11/24/18	2	0-0	.000	0-0	.000	0-0	.000	0	1	3.0	0	0	0	0	0	0	0	1.3	
ARK.-PINE BLUFF	11/27/18	14	4-6	.667	1-1	1.000	0-0	.000	0	2	2.8	2	0	0	1	0	0	9	3.3	
UCLA	12/19/18	5	0-2	.000	0-0	.000	0-0	.000	0	1	2.4	0	1	0	0	0	0	0	2.6	
SOUTH CAROLINA ST.	12/22/18	12	3-6	.500	0-1	.000	2-3	.667	1	4	5	2.8	1	0	0	0	0	8	3.5	
TULANE	01/02/19	12	2-4	.500	0-0	.000	0-0	.000	2	4	6	3.3	1	1	0	2	1	4	3.6	
at Tulsa	01/10/19	0	0-0	.000	0-0	.000	0-0	.000	0	0	2.9	0	0	0	0	0	0	0	3.1	
SOUTH FLA.	01/15/19	3	0-1	.000	0-0	.000	0-0	.000	0	0	2.6	0	0	0	0	0	0	0	2.8	
at Wichita St.	01/19/19	1	0-0	.000	0-0	.000	0-0	.000	0	0	2.3	0	0	0	0	0	0	0	2.5	
TULSA	01/24/19	10	2-5	.400	0-0	.000	0-0	.000	1	0	1	2.2	3	0	0	1	0	4	2.6	
at Temple	01/27/19	2	0-0	.000	0-0	.000	0-0	.000	0	0	2.0	1	0	0	0	0	0	0	2.4	
at Memphis	02/07/19	3	0-1	.000	0-0	.000	0-0	.000	0	2	2.0	0	0	0	0	0	0	0	2.2	
at UConn	02/24/19	15	2-5	.400	0-0	.000	2-2	1.000	2	4	6	2.3	2	1	2	1	0	6	2.5	
at SMU	02/27/19	5	0-0	.000	0-0	.000	0-0	.000	0	1	2.2	0	0	0	0	0	1	0	2.3	
at UCF	03/07/19	14	1-3	.333	0-0	.000	1-2	.500	2	1	3	2.3	0	1	0	1	2	3	2.4	
HOUSTON	03/10/19	8	1-3	.333	0-0	.000	3-3	1.000	0	1	2.2	1	0	0	0	1	0	5	2.5	
vs SMU	03/15/19	8	0-1	.000	0-0	.000	0-0	.000	1	0	1	2.1	0	1	1	0	0	0	2.4	
vs Wichita St.	03/16/19	5	1-1	1.000	0-0	.000	0-0	.000	0	0	2.0	0	0	1	1	0	1	0	2.4	
Totals		0	135	17-41	.415	1-2	.500	10-14	.714	11	27	38	2.0	14	6	4	8	5	45	2.4

2017-18 (FRESHMAN SEASON)

Opponent	Date	Total				3-Pointers		Free throws		Rebounds										
		gs	min	fg-fga	pct	3fg-fga	pct	ft-fa	pct	off	def	tot	avg	pf	a	t/o	blk	stl	pts	avg
SAVANNAH STATE	11/10/17	0	0-0	.000	0-0	.000	0-0	.000	0	0	0	0.0	0	0	1	0	0	0	0	0.0
WESTERN CAROLINA	11/13/17	12	3-6	.500	0-0	.000	3-4	.750	2	4	6	3.0	1	0	0	1	0	9	4.5	
COPPIN STATE	11/16/17	9	1-5	.200	1-2	.500	2-2	1.000	1	2	3	3.0	0	1	1	1	0	5	4.7	
ALABAMA STATE	11/27/17	8	1-4	.250	0-0	.000	0-0	.000	1	1	2	2.8	1	0	0	2	1	2	4.0	
MISSISSIPPI ST.	12/12/17	1	0-0	.000	0-0	.000	0-0	.000	0	0	0	2.2	0	0	0	0	0	0	3.2	
UA-PINE BLUFF	12/19/17	12	1-3	.333	0-0	.000	0-0	.000	1	0	1	2.0	1	1	2	1	0	2	3.0	
MEMPHIS	12/31/17	4	1-2	.500	0-0	.000	0-0	.000	0	1	1	1.9	0	0	0	0	0	2	2.9	
Totals		0	46	7-20	.350	1-2	.500	5-6	.833	5	8	13	1.9	3	2	4	5	1	20	2.9

CAREER STATISTICS

			Total		3-Point		F-Throws		Rebounds										Scoring	
Season	gp-gs	min/avg	fg-fga	pct	fg-fga	pct	ft-fga	pct	off	def	tot	avg	pf	fo	ast	to	blk	stl	pts	avg
2017-18	7-0	46/6.6	7-20	.350	1-2	.500	5-6	.833	5	8	13	1.9	3	0	2	4	5	1	20	2.9
2018-19	19-0	135/7.1	17-41	.415	1-2	.500	10-14	.714	11	27	38	2.0	14	0	6	4	8	5	45	2.4
TOTAL	26-0	181/7.0	24-61	.393	2-4	.500	15-20	.750	16	35	51	2.0	17	0	8	8	13	6	65	2.5



FORWARD/CENTER • 6-9 • 225 • SOPHOMORE • 1L • KINSHASA, CONGO (RISE CENTRE ACADEMY [ONTARIO])

2018-19 Season (Sophomore): Pulled down seven rebounds with a basket and a block at Temple (1/27) ... snatched six rebounds in 21 minutes against Tulane (1/2) ... pulled down five rebounds and had one block in 16 minutes against UCLA (12/19) ... grabbed seven rebounds in 16 minutes against Xavier (12/8) ... tallied a career-high six points and matched a career best with eight rebounds vs. Northern Kentucky (12/4) ... tied a career-high with eight rebounds to go with three points and two blocks at UNLV (12/1) ... tallied five points with three rebounds and a block against UAPB (11/27) ... scored five points with four rebounds against North Carolina Central (11/13) ... grabbed nine rebounds in 20 minutes during the exhibition game against Tusculum (11/1) ... averaged 7.7 points and 6.0 rebounds while making 11 of 14 free throws during Cincinnati's three-game tour of Canada in August 2018.

2017-18 Season (Fresnman): Played in 29 games as a reserve, averaging 0.9 points, 1.7 rebounds and 0.4 blocks in 5.7 minutes ... scored five points with a pair of field goals and four rebounds in nine minutes against Memphis (12/31) ... scored three points and pulled down a season-high eight rebounds with one block in 13 minutes against Savannah State (11/10) ... recorded a season-best four blocks with three rebounds in eight minutes at No. 21 Xavier (12/2) ... registered three blocks with five rebounds in four minutes against ECU (1/20) ... shot 52.4 percent (11 of 21) from the field ... grabbed three or more rebounds in eight games ... played a season-high 13 minutes against Savannah State (11/10), Coppin State (11/16) and Wichita State (2/18) ... named to the Bearcats Academic Honor Roll during the 2017 fall semester and 2018 spring semester ... tabbed to the Dean's List during the 2018 spring semester ... earned 2018 Academic All-AAC honors.

Prior to Cincinnati: Averaged 14 points, 13 rebounds and 6.5 blocks while earning team most valuable player honors at The RISA Centre Academy in Brantford, Ontario, Canada ... named a 2016 Adidas Nations All-Star for team Canada ... earned most valuable player honors at the 2016 Pinky Lewis Invitational ... produced six triple-doubles (points, rebounds, blocks) while averaging 14 points, 11 rebounds and six blocks per game during the 2015-16 season at Clarkson Academy in Mississauga, Ontario, Canada.

Personal: Born June 18, 1997 in Kinshasa, the Democratic Republic of Congo ... son of Nicole and Jean Nsoseme ... has four sisters, Grace, Dora, Mirielle, Miriette, and a brother, David ... left-handed ... named pronounced as "A-LEE-el SO-sim may."

SEASON & CAREER STATISTICS

2018-19 Season		Career
6 vs. NKU, 12/4/18	Pts	6 vs. NKU, 12/4/18
5 vs. Tulane, 1/2/19	FG Atts	5, 2x (last vs. Tulane, 1/2/19)
2, 3x (last vs. NKU, 12/4/18)	FG Made	2, 5x (last vs. NKU, 12/4/18)
0	3PT-FG Atts	0
0	3PT-FG Made	0
4, 2x (last vs. Wichita State, 2/17/19)	FT Atts	5 vs. Savannah State, 11/10/17
2, 4x (last at UConn, 2/24/19)	FT Made	2, 4x (last at UConn, 2/24/19)
8, 2x (last vs. NKU, 12/4/18)	Rebs	8, 3x (last vs. NKU, 12/4/18)
1, 4x (last vs. UConn, 1/12/19)	Assts	2 vs. Coppin State, 11/16/17
2 vs. USF, 1/15/19	Stls	2 vs. USF, 1/15/19
4 vs. USF, 1/15/19	Blks	4, 2x (last vs. USF, 1/15/19)
22 vs. NKU, 12/4/18	Mins	22 vs. NKU, 12/4/18

MISCELLANEOUS STATISTICS

CATEGORY	2017-18	2018-19	CAREER
Double-Figure Scoring Games	0	0	0
Double-Figure Rebounding Games	0	0	0
Double-Double Games	0	0	0
20-Point Scoring Games	0	0	0
Games Led UC in Scoring	0	0	0
Games Led UC in Rebounding	0	2	2
Games Led UC in Assists	0	0	0
Games With 3+ Assists	0	0	0
Games With 3+ Blocks	2	1	3
Games With 3+ Steals	0	0	0
Games With 3+ Three-Pointers	0	0	0

GAME-BY-GAME STATISTICS

2018-19 (SOPHOMORE SEASON)

Opponent	Date	gs	min	Total			3-Pointers		Free throws		Rebounds									
				fg	a	pct	3fg	a	ft	a	off	def	tot	avg	pf	a	to	blk	stl	pts
OHIO ST.	11/07/18	14	0-1	0.00	0-0	0.00	0-0	0.00	2	4	6.0	2	1	0	0	0	0	0	0.0	
N.C. CENTRAL	11/13/18	13	2-3	.667	0-0	0.00	1-3	.333	0	4	4.5	1	0	1	1	1	5	2.5		
MILWAUKEE	11/16/18	9	0-1	0.00	0-0	0.00	0-1	0.00	2	2	4.7	1	0	0	0	0	0	1.7		
WESTERN MICH.	11/19/18	6	1-1	1.000	0-0	0.00	0-2	0.00	1	3	4.5	3	0	1	1	0	2	1.8		
vs George Mason	11/23/18	15	0-0	0.00	0-0	0.00	1-2	.500	0	4	4.4	2	0	1	0	1	1	1.6		
vs Ole Miss	11/24/18	8	1-3	.333	0-0	0.00	0-0	0.00	1	1	2.40	3	0	1	0	0	0	2.17		
ARK.-PINE BLUFF	11/27/18	12	2-3	.667	0-0	0.00	1-2	.500	2	1	3.9	0	0	1	1	0	5	2.1		
at UNLV	12/01/18	18	1-2	.500	0-0	0.00	1-1	1.000	2	6	8.4	1	0	0	2	0	3	2.3		
NORTHERN KY.	12/04/18	22	2-4	.500	0-0	0.00	2-2	1.000	4	4	8.8	0	0	0	0	1	6	2.7		
XAVIER	12/08/18	16	0-2	0.00	0-0	0.00	0-0	0.00	3	7	5.0	0	0	0	0	0	0	2.4		
at Mississippi State	12/15/18	17	0-0	0.00	0-0	0.00	0-0	0.00	1	1	2.47	2	0	0	1	0	0	2.2		
UCLA	12/19/18	15	1-2	.500	0-0	0.00	0-0	0.00	1	4	5.8	1	1	0	1	0	2	2.2		
SOUTH CAROLINA ST.	12/22/18	9	0-2	0.00	0-0	0.00	1-2	.500	1	4	5.8	1	0	0	1	0	1	2.1		
TULANE	01/02/19	22	1-5	.200	0-0	0.00	2-4	.500	2	4	6.9	2	1	0	0	0	4	2.2		
at ECU	01/05/19	8	1-2	.500	0-0	0.00	0-0	0.00	0	2	2.47	2	0	0	2	0	2	2.2		
at Tulsa	01/10/19	15	0-1	0.00	0-0	0.00	0-0	0.00	0	3	4.6	1	0	0	0	0	1	2.1		
UCONN	01/12/19	10	0-1	0.00	0-0	0.00	0-0	0.00	0	2	2.44	2	1	1	0	0	0	1.9		
SOUTH FLA.	01/15/19	16	1-1	1.000	0-0	0.00	0-0	0.00	1	1	2.43	1	0	0	4	2	2	1.9		
at Wichita St.	01/19/19	11	0-0	0.00	0-0	0.00	0-0	0.00	1	1	2.42	0	0	0	1	0	0	1.8		
TULSA	01/24/19	9	0-0	0.00	0-0	0.00	0-3	.000	0	2	2.41	2	0	0	0	1	0	1.8		
at Temple	01/27/19	16	1-1	1.000	0-0	0.00	0-2	0.00	2	5	7.42	0	0	0	1	0	2	1.8		
SMU	02/02/19	16	0-1	0.00	0-0	0.00	0-0	0.00	1	4	5.42	0	0	0	0	0	0	1.7		
at Houston	02/10/19	5	0-0	0.00	0-0	0.00	0-0	0.00	0	1	1.41	0	0	0	0	0	0	1.6		
WICHITA ST.	02/17/19	9	0-0	0.00	0-0	0.00	2-4	.500	2	0	2.40	1	0	2	0	1	2	1.6		
UCF	02/21/19	6	0-0	0.00	0-0	0.00	0-0	0.00	0	0	3.8	2	0	0	0	0	0	1.6		
at UConn	02/24/19	8	0-0	0.00	0-0	0.00	2-2	1.000	0	1	3.7	2	0	1	1	0	2	1.6		
at SMU	02/27/19	4	0-0	0.00	0-0	0.00	0-0	0.00	0	0	3.6	0	0	0	0	0	0	1.5		
MEMPHIS	03/02/19	8	0-0	0.00	0-0	0.00	0-0	0.00	0	2	3.5	2	0	1	0	0	0	1.5		
at UCF	03/07/19	7	0-0	0.00	0-0	0.00	0-0	0.00	0	1	3.4	2	0	0	1	0	1	1.4		
HOUSTON	03/10/19	1	0-0	0.00	0-0	0.00	0-0	0.00	0	0	3.3	0	0	0	0	0	0	1.4		
vs Wichita St.	03/16/19	4	1-1	1.000	0-0	0.00	0-2	0.00	1	3	4.4	1	0	0	0	0	2	1.4		
vs Houston	03/17/19	4	0-0	0.00	0-0	0.00	0-0	0.00	1	1	2.3	1	0	0	0	0	0	1.3		
Totals		0	353	15-37	405	0-0	0.00	13-32	406	32	74	106	33	38	4	11	18	8	43	1.3

2017-18 (FRESHMAN SEASON)

Opponent	Date	gs	min	Total		3-Pointers		Free throws		Rebounds					pf	a	t/o	bk	stl	pts	avg
				fg-fg%	pts	3fg-3fg%	pts	ft-ft%	pts	off	def	tot	avg								
SAVANNAH STATE	11/10/17	13	1-3	333	0-0	0-0	1-5	.200	4	4	8	8.0	2	0	2	1	0	3	3.0		
COPPIN STATE	11/16/17	13	1-1	1,000	0-0	0-0	0-1	.000	1	4	5	6.5	3	2	1	0	0	2	2.5		
vs Buffalo	11/20/17	0	0-0	0-0	0-0	0-0	0-0	.000	0	4	0	4.3	0	1	0	0	0	0	1.7		
vs Richmond	11/22/17	7	0-0	0-0	0-0	0-0	0-0	.000	0	1	1	3.5	1	0	0	0	0	0	1.3		
vs Wyoming	11/21/17	2	0-0	0-0	0-0	0-0	1-2	.500	0	0	0	2.8	0	0	0	0	0	0	1.2		
ALABAMA STATE	12/01/17	8	0-0	0-0	0-0	0-0	0-1	.000	2	2	4	5.0	1	0	1	0	0	0	1.0		
at Xavier	12/02/17	8	0-0	0-0	0-0	0-0	0-0	.000	0	3	3	3.0	2	1	0	4	1	0	0.9		
vs Florida	12/09/17	1	0-0	0-0	0-0	0-0	0-0	.000	0	0	0	2.6	1	0	0	0	0	0	0.8		
at UIC	12/10/17	6	0-0	0-0	0-0	0-0	0-0	.000	0	1	1	2.4	0	0	0	1	0	0	0.7		
UA-PINE BLUFF	12/19/17	7	0-0	0-0	0-0	0-0	0-0	.000	0	1	2.3	0	1	0	0	0	0	0	0.6		
LEVELAND STATE	12/21/17	2	0-0	0-0	0-0	0-0	0-0	.000	0	1	1	2.2	0	0	0	0	0	0	0.5		
MEMPHIS	12/31/17	9	2-5	400	0-0	0-0	1-3	.333	1	3	4	23.1	0	0	0	0	0	0	5.9		
at Temple	01/04/18	2	0-0	0-0	0-0	0-0	0-0	.000	0	1	1	2.2	0	0	0	0	0	0	0.8		
SMU	01/07/18	4	0-0	0-0	0-0	0-0	0-0	.000	0	0	0	2.1	0	0	0	0	0	0	0.8		
at USF	1/13/18	1	0-0	0-0	0-0	0-0	0-0	.000	0	0	0	1.9	0	0	0	0	0	0	0.7		
ECU	01/20/18	4	1-2	500	0-0	0-0	0-1	.000	3	2	5	21.0	0	1	3	0	2	0	8.8		
TEMPLE	01/24/18	11	2-2	1,000	0-0	0-0	0-1	.000	3	2	5	23.1	0	0	0	0	0	4	1.0		
at Memphis	02/17/18	1	0-0	0-0	0-0	0-0	0-0	.000	0	0	0	2.2	1	0	0	0	0	0	0.9		
UCF	02/06/18	12	1-2	500	0-0	0-0	1-2	.500	2	2	4	23.4	0	0	1	0	3	1.1			
at SMU	02/11/18	11	2-3	667	0-0	0-0	0-1	.000	1	0	1	22.1	1	1	1	0	0	4	1.2		
at Houston	2/15/18	2	0-0	0-0	0-0	0-0	0-0	.000	0	0	0	2.1	0	0	0	0	0	0	1.1		
WICHITA STATE	02/18/18	13	0-0	0-0	0-0	0-0	0-0	.000	0	0	0	2.0	2	0	1	0	0	0	1.1		
UConn	02/22/18	7	1-2	500	0-0	0-0	0-2	.000	0	1	0	20.0	0	0	0	1	2	1.1			
TULSA	02/25/18	1	0-0	0-0	0-0	0-0	0-0	.000	0	0	0	1.9	0	0	0	0	0	0	1.1		
at Tulane	03/01/18	5	0-0	0-0	0-0	0-0	0-0	.000	0	0	0	1.8	2	0	1	1	0	0	1.0		
at Wichita State	03/04/18	3	0-1	0-0	0-0	0-0	0-0	.000	1	1	2	18.1	1	0	0	0	0	0	1.0		
vs SMU	03/09/18	1	0-0	0-0	0-0	0-0	0-0	.000	0	0	0	1.7	0	0	0	1	0	0	1.0		
vs Memphis	3-10-18	3	0-0	0-0	0-0	0-0	0-0	.000	0	0	0	1.7	0	0	0	0	0	0	0.9		
vs Nevada	03/18/18	7	0-0	0-0	0-0	0-0	0-0	.000	1	1	2	1.7	0	0	0	0	0	0	0.9		
Totals		0	166	11-21	524	0-0	0-0	4-20	200	70	79	49	17	23	5	11	11	3	26	0.9	

CAREER STATISTICS

			Total		3-Point		F-Throws		Rebounds										Scoring	
Season	gp-gs	min/avg	fg-fga	pct	fg-fga	pct	ft-fita	pct	off	def	tot	avg	pf	fo	ast	to	blk	stl	pts	avg
2017-18	29-0	166/5.7	11-21	.524	0-0	.000	4-20	.200	20	29	49	1.7	23	0	5	11	11	3	26	0.9
2018-19	32-0	353/11.0	15-37	.405	0-0	.000	13-32	.406	32	74	106	3.3	38	0	4	11	18	8	43	1.3
TOTAL	61-0	519/8.5	26-58	.448	0-0	.000	17-52	.327	52	103	155	2.5	61	0	9	22	29	11	69	1.1



#24 PRINCE GILLAM TOYAMBI

FORWARD • 6-7 • 225 • FRESHMAN • HS • KINSHASA, CONGO (FRESNO HS [CALIF.]

Prior to Cincinnati: Averaged 17.4 points, 9.7 rebounds and 1.3 steals while shooting 58.7 percent (88 of 150) from the floor during 12 games for team "The Truth" at the NIKE EBYL and Peach Jam Invitational during the summer 2018 ... attended Fresno High School in Fresno, Calif. ... reclassified from the 2019 class to the 2018 class and signed with the Bearcats in early September.

Personal: Born Dec. 2, 2000 in Kinshasa, Congo ... guardians are Orlando and Rachel Gillam ... has three brothers: Kobe Gillam, Orlando Gillam III and Bryan Gillam ... has one sister: Magali Toyambi ... right-handed ... last name pronounced "toy-YAHM-bee."

SEASON & CAREER STATISTICS

2018-19		CAREER
0	Pts	0
0	FG Atts	0
0	FG Made	0
0	3PT-FG Atts	0
0	3PT-FG Made	0
0	FT Atts	0
0	FT Made	0
0	Rebs	0
0	Assts	0
0	Stls	0
0	Blks	0
0	Mins	0

MISCELLANEOUS STATISTICS

CATEGORY	2018-19	CAREER
Double-Figure Scoring Games	0	0
Double-Figure Rebounding Games	0	0
Double-Double Games	0	0
20-Point Scoring Games	0	0
Games Led UC in Scoring	0	0
Games Led UC in Rebounding	0	0
Games Led UC in Assists	0	0
Games With 3+ Assists	0	0
Games With 3+ Blocks	0	0
Games With 3+ Steals	0	0
Games With 3+ Three-Pointers	0	0

GAME-BY-GAME STATISTICS

2018-19 (FRESHMAN SEASON)

CAREER STATISTICS



#31 SAM MARTIN

GUARD • 5-10 • 170 • SOPHOMORE • 1L • CINCINNATI, OHIO (SUMMIT COUNTRY DAY)

MOMENTS

- » Posted a career-high five points with an assist in five minutes against UAPB (11/27/18).
- » Scored his first collegiate points, making a pair of free throws against Richmond (11/21/17) in the semifinals of the Cayman Islands Classic.

2018-19 Season (Sophomore): Scored a career-high five points with an assist in five minutes against UAPB (11/27).

2017-18 Season (Freshman): Played in 10 games as a walk-on reserve, averaging 0.2 points, 0.2 assists and 0.1 rebounds in 1.9 minutes ... collected his first collegiate points with a pair of free throws in two minutes against Richmond (11/21) ... handed out two assists in two minutes of play against Memphis (12/31) ... took two shots without a basket and grabbed a rebound in four minutes against Temple (1/24) ... named the Bearcats Academic Honor Roll and Dean's List during the 2017 fall semester and 2018 spring semester ... earned 2018 Academic All-AAC honors.

Prior to Cincinnati: Averaged 15.4 points 3.0 rebounds, 2.8 assists and 2.4 steals as a senior at Summit Country Day ... helped guide the Silver Knights to a 26-1 record and regional championship appearance in 2016-17 ... named an Associated Press Division III second team all-state selection as a senior ... chosen Miami Valley Conference Player of the Year and league first team accolades as a junior and senior ... helped lead Summit Country Day to a pair of soccer state titles as a junior and senior, combining for a 42-4-1 record ... tallied 38 goals, 24 assists and 100 points as a senior ... named all-midwest region, all-state first team and all-southwest Ohio first team selection as a senior ... set records during 2016 for most goals in a state championship game, most goals in a state semifinal game and most goals and most points in the city ... played basketball for his father, Scott, at St. Xavier High School as a freshman and sophomore.

Personal: Born Nov. 16, 1998 in Cincinnati, Ohio ... son of Carrie and Scott Martin ... has two sisters, Rachel and Lily ... his father, Scott, played basketball at Rollins College (1988-91) ... right-handed.

SEASON & CAREER STATISTICS

2017-18 SEASON

		CAREER
5 vs. Arkansas-Pine Bluff, 11/27/18	Pts	5 vs. Arkansas-Pine Bluff, 11/27/18
2, 2x (last vs. Ark.-Pine Bluff, 11/27/18)	FG Atts	2, 2x (last vs. Ark.-Pine Bluff, 11/27/18)
2 vs. Arkansas-Pine Bluff, 11/27/18	FG Made	2 vs. Arkansas-Pine Bluff, 11/27/18
1, 2x (last vs. UCF, 2/6/18)	3PT-FG Atts	1, 2x (last vs. UCF, 2/6/18)
0	3PT-FG Made	0
2 vs. Richmond, 11/21/17	FT Atts	2 vs. Richmond, 11/21/17
2 vs. Richmond, 11/21/17	FT Made	2 vs. Richmond, 11/21/17
1 vs. Temple, 1/24/18	Rebs	1 vs. Temple, 1/24/18
2 vs. Memphis, 12/31/17	Assts	2 vs. Memphis, 12/31/17
0	Stls	0
0	Blks	0
5 vs. Arkansas-Pine Bluff, 11/27/18	Mins	5 vs. Arkansas-Pine Bluff, 11/27/18

MISCELLANEOUS STATISTICS

CATEGORY	2017-18	2018-19	CAREER
Double-Figure Scoring Games	0	0	0
Double-Figure Rebounding Games	0	0	0
Double-Double Games	0	0	0
20-Point Scoring Games	0	0	0
Games Led UC in Scoring	0	0	0
Games Led UC in Rebounding	0	0	0
Games Led UC in Assists	0	0	0
Games With 3+ Assists	0	0	0
Games With 3+ Blocks	0	0	0
Games With 3+ Steals	0	0	0
Games With 3+ Three-Pointers	0	0	0

GAME-BY-GAME STATISTICS

2018-19 (SOPHOMORE SEASON)

Opponent	Date	gs	min	fg-fga	pct	3fg-fga	pct	ft-fa	pct	off	def	tot	avg	pf	a	t/o	blk	stl	pts	avg
ARK-PINE BLUFF	11/27/18	5	2-2	1.000	0-0	.000	1-1	1.000	0	0	0	0.0	0	1	0	0	0	0	5	5.0
NORTHERN KY.	12/04/18	1	0-0	.000	0-0	.000	0-0	.000	0	0	0	0.0	0	0	0	0	0	0	0	2.5
XAVIER	12/08/18	1	0-0	.000	0-0	.000	0-0	.000	0	0	0	0.0	0	0	0	0	0	0	0	1.7
UCLA	12/19/18	3	0-0	.000	0-0	.000	0-0	.000	0	0	0	0.0	2	1	0	0	0	0	0	1.3
TULANE	01/02/19	2	0-0	.000	0-0	.000	0-0	.000	0	0	0	0.0	0	1	0	0	0	0	0	1.0
TULSA	01/24/19	1	0-0	.000	0-0	.000	0-0	.000	0	0	0	0.0	0	0	0	0	0	0	0	0.8
Totals		0	13	2-2	1.000	0-0	.000	1-1	1.000	0	0	0.0	2	3	0	0	0	0	5	0.8

2017-18 (FRESHMAN SEASON)

Opponent	Date	gs	min	fg-fga	pct	3fg-fga	pct	ft-fa	pct	off	def	tot	avg	pf	a	t/o	blk	stl	pts	avg
SAVANNAH STATE	11/10/17	1	0-0	.000	0-0	.000	0-0	.000	0	0	0	0.0	0	0	0	0	0	0	0	0.0
WESTERN CAROLINA	11/13/17	1	0-1	.000	0-0	.000	0-0	.000	0	0	0	0.0	0	0	0	0	0	0	0	0.0
COPPIN STATE	11/16/17	1	0-0	.000	0-0	.000	0-0	.000	0	0	0	0.0	0	0	0	0	0	0	0	0.0
vs Richmond	11/21/17	2	0-0	.000	0-0	.000	2-2	1.000	0	0	0	0.0	2	0	0	0	0	0	2	0.5
vs Wyoming	11/22/17	1	0-0	.000	0-0	.000	0-0	.000	0	0	0	0.0	1	0	0	0	0	0	0	0.4
ALABAMA STATE	11/27/17	1	0-0	.000	0-0	.000	0-0	.000	0	0	0	0.0	0	0	0	0	0	0	0	0.3
UA-PINE BLUFF	12/19/17	2	0-1	.000	0-1	.000	0-0	.000	0	0	0	0.0	0	1	0	0	0	0	0	0.3
MEMPHIS	12/31/17	2	0-0	.000	0-0	.000	0-0	.000	0	0	0	0.0	1	2	0	0	0	0	0	0.3
TEMPLE	01/24/18	4	0-2	.000	0-0	.000	0-0	.000	0	1	1	0.1	1	0	0	0	0	0	0	0.2
UCF	02/06/18	4	0-1	.000	0-1	.000	0-0	.000	0	0	0	0.1	0	0	0	0	0	0	0	0.2
Totals		0	19	0-5	.000	0-2	.000	2-2	1.000	0	1	1	0.1	5	2	2	0	0	2	0.2

CAREER STATISTICS

Season	gp-gs	min/avg	Total fg-fga	pct	3-Point fg-fga	pct	F-Throws ft-fa	pct	Rebounds off	def	tot	avg	pf	fo	ast	to	blk	stl	Scoring pts	avg
2017-18	10-0	19/1.9	0-5	.000	0-2	.000	2-2	1.000	0	1	1	0.1	5	0	2	2	0	0	2	0.2
2018-19	6-0	13/2.2	2-2	1.000	0-0	.000	1-1	1.000	0	0	0	0.0	2	0	3	0	0	0	5	0.8
TOTAL	16-0	32/2.0	2-7	.286	0-2	.000	3-3	1.000	0	1	1	0.1	7	0	5	2	0	0	7	0.4



#32 JON KOZ

GUARD • 6-1 • 200 • JUNIOR • 2L • CLEVELAND, OHIO (BAY)

MOMENTS

» Scored his first collegiate points on a basket inside against Temple (1/24/18).

2018-19 Season (Junior): Scored on a layup in two minute of play against Tulane (1/2) ... grabbed a rebound in two minutes against UAPB (11/27).

2017-18 Season (Sophomore): Played in eight games as a walk-on reserve, averaging 0.3 points, 0.3 rebounds and 0.1 assists in 1.3 minutes ... scored his first collegiate basket in two minutes against Temple (1/24) ... grabbed two rebounds in two minutes against UCF (2/6) ... handed out an assist in one minute against Alabama State (11/27) ... named to the Bearcats Academic Honor Roll during the 2017 fall semester and 2018 spring semester ... tabbed to the Dean's List during the 2018 spring semester ... earned 2018 Academic All-AAC honors.

2016-17 Season (Freshman): Played in six games as a walk-on reserve, averaging 0.0 points, 0.3 rebounds and 0.3 assists in 1.7 minutes ... played a season-high three minutes against USF (1/29) ... named to Bearcats Honor Roll during 2016 fall and 2017 spring semesters.

Prior to Cincinnati: Averaged 21.6 points, 4.8 rebounds and 2.4 assists as a senior at Bay High School, helping lead the Rockets to a 25-4 record and the school's first appearance in the Division II state semifinals ... set the school record for career points (1,279) and points in a season (604 as a senior) ... named the Great Lakes Conference Most Valuable Player in 2015-16 ... named all-state twice and all-conference three times ... helped lead Bay High School to two conference championships ... three-year starting quarterback on football team, missed most of senior campaign due to injury but still helped the Rockets to a 10-win season ... guided the team to the school's first playoff wins as a junior.

Personal: Born December 19, 1997 in Cleveland, Ohio ... son of Courtney and John Koz ... has three sisters: Chloe, Claudia and Kayla ... his cousin, Matt Koz, wrestled at Chattanooga ... his dad played football at Baldwin Wallace ... right-handed ... pronunciation of last name rhymes with nose.

SEASON & CAREER STATISTICS

2017-18 SEASON

	Pts	CAREER
2, 2x (last vs. Tulane, 1/2/19)	2, 2x (last vs. Tulane, 1/2/19)	
2 vs. Tulane, 1/2/19	FG Atts	2 vs. Tulane, 1/2/19
1, 2x (last vs. Tulane, 1/2/19)	FG Made	1, 2x (last vs. Tulane, 1/2/19)
0	3PT-FG Atts	1, 2x (last vs. USF, 1/29/17)
0	3PT-FG Made	0
0	FT Atts	0
0	FT Made	0
2 vs. UCF, 2/6/18	Rebs	2 vs. UCF, 2/6/18
1 vs. Alabama State, 11/27/17	Assts	1, 3x (last vs. Alabama State, 11/27/17)
0	Stls	0
0	Blks	0
2, 5x (last vs. Tulane, 1/2/19)	Mins	3 vs. USF, 1/29/17

MISCELLANEOUS STATISTICS

CATEGORY	2016-17	2017-18	2018-19	CAREER
Double-Figure Scoring Games	0	0	0	0
Double-Figure Rebounding Games	0	0	0	0
Double-Double Games	0	0	0	0
20-Point Scoring Games	0	0	0	0
Games Led UC in Scoring	0	0	0	0
Games Led UC in Rebounding	0	0	0	0
Games Led UC in Assists	0	0	0	0
Games With 3+ Assists	0	0	0	0
Games With 3+ Blocks	0	0	0	0
Games With 3+ Steals	0	0	0	0
Games With 3+ Three-Pointers	0	0	0	0

GAME-BY-GAME STATISTICS

2018-19 (JUNIOR SEASON)

Opponent	Date	gs	min	Total			3-Pointers			Free throws			Rebounds					pf	a	t/o	blk	stl	pts	avg
				fg	fg%	pct	3fg	fg%	pct	ft	fg%	pct	off	def	tot	avg								
vs George Mason	11/23/18	2	0-0	.000	0-0	.000	0-0	.000	0	0	0	0	0	0	0	0	0	0	0	0	0	0	0.0	
ARK-PINE BLUFF	11/27/18	2	0-0	.000	0-0	.000	0-0	.000	0	1	1	0.5	0	1	0	0	0	0	0	0	0	0.0		
UCLA	12/19/18	2	0-0	.000	0-0	.000	0-0	.000	0	0	0	0.3	0	0	0	0	0	0	0	0	0	0.0		
TULANE	01/02/19	2	1-2	.500	0-0	.000	0-0	.000	0	0	0	0.3	0	0	0	0	0	0	0	2	0.5	0.0		
TULSA	01/24/19	1	0-0	.000	0-0	.000	0-0	.000	0	1	1	0.4	0	0	0	0	0	0	0	0	0	0.4		
Totals		0	9	1-2	.500	0-0	.000	0-0	.000	0	2	2	0.4	0	1	0	0	0	2	0.4	0.0	0.4		

2017-18 (SOPHOMORE SEASON)

Opponent	Date	gs	min	Total		3-Pointers		Free throws		Rebounds				pf	a	t/o	blk	stl	pts	avg
				fg	fg%	3fg	3fg%	ft	ft%	off	def	tot	avg							
SAVANNAH STATE	11/10/17	1	0-0	.000	0-0	.000	0-0	.000	0	0	0	0.0	0	0	0	0	0	0	0.0	
WESTERN CAROLINA	11/13/17	1	0-0	.000	0-0	.000	0-0	.000	0	0	0	0.0	0	0	0	0	0	0	0.0	
COPPIN STATE	11/16/17	1	0-0	.000	0-0	.000	0-0	.000	0	0	0	0.0	0	0	0	0	0	0	0.0	
ALABAMA STATE	11/27/17	1	0-0	.000	0-0	.000	0-0	.000	0	0	0	0.0	0	1	0	0	0	0	0.0	
UA-PINE BLUFF	12/19/17	1	0-0	.000	0-0	.000	0-0	.000	0	0	0	0.0	0	0	0	0	0	0	0.0	
MEMPHIS	12/31/17	1	0-0	.000	0-0	.000	0-0	.000	0	0	0	0.0	0	0	0	0	0	0	0.0	
TEMPLE	01/24/18	2	1-1	1.000	0-0	.000	0-0	.000	0	0	0	0.0	0	0	0	0	0	2	0.3	
UCF	02/06/18	2	0-0	.000	0-0	.000	0-0	.000	1	1	2	0.3	0	1	0	0	0	0	0.3	
Totals		0	10	1-1	1.000	0-0	.000	0-0	.000	1	1	2	0.3	0	1	0	0	2	0.3	

2016-17 (FRESHMAN SEASON)

Opponent	Date	gs	min	Total		3-Pointers		Free throws		Rebounds				pf	a	t/o	blk	stl	pts	avg
				f	fga	f	fga	f	fta	f	fta	off	f							
ALBANY	11/14/16	1		0-0	.000	0-0	.000	0-0	.000	0	0	0	0.0	0	0	0	0	0	0.0	
BOWLING GREEN	12/04/16	1		0-0	.000	0-0	.000	0-0	.000	0	1	1	0.5	0	1	0	0	0	0.0	
TEXAS SOUTHERN	12/13/16	1		0-1	.000	0-1	.000	0-0	.000	0	0	0	0.3	0	0	0	0	0	0.0	
FAIRLEIGH DICKINSON	12/17/16	2		0-0	.000	0-0	.000	0-0	.000	0	0	0	0.3	0	0	0	0	0	0.0	
TULANE	01/01/17	2		0-0	.000	0-0	.000	0-0	.000	0	0	0	0.2	0	0	0	0	0	0.0	
USF	01/29/17	3		0-1	.000	0-1	.000	0-0	.000	0	1	1	0.3	0	1	0	0	0	0.0	
Totals		0	10	0-2	.000	0-2	.000	0-0	.000	0	2	2	0.3	0	2	0	0	0	0.0	

CAREER STATISTICS

			Total		3-Point		F-Throws		Rebounds										Scoring	
Season	gp-gs	min/avg	fg-fga	pct	fg-fga	pct	ft-fga	pct	off	def	tot	avg	pf	fo	ast	to	blk	stl	pts	avg
2016-17	6-0	10/1.7	0-2	.000	0-2	.000	0-0	.000	0	2	2	0.3	0	0	2	0	0	0	0	0.0
2017-18	8-0	10/1.3	1-1	1.000	0-0	.000	0-0	.000	1	1	2	0.3	0	0	1	1	0	0	2	0.3
2018-19	5-0	9/1.8	1-2	.500	0-0	.000	0-0	.000	0	2	2	0.4	0	0	0	1	0	0	2	0.4
TOTAL	19-0	29/1.5	2-5	.400	0-2	.000	0-0	.000	1	5	6	0.3	0	0	3	2	0	0	4	0.2



#33 NYSIER BROOKS

CENTER • 6-11 • 240 • JUNIOR • 2L • PHILADELPHIA, PA. (ADVANCED PREP INTERNATIONAL [TEXAS])

MOMENTS

- » Posted his first career double-double with a career-high 12 points and 10 rebounds against Milwaukee (11/16).
- » Tallied a career-best five blocks in 13 minutes at East Carolina (1/15/17).

2018-19 Season (Junior): Scored a team-high 13 points to go with a game-high nine rebounds against Wichita State (3/16) in the semifinals of the AAC Tournament ... posted tallied 16 points with six rebounds and two blocks against Houston (3/10) ... posted a double-double with 13 points and 12 rebounds vs. Memphis (3/2) ... grabbed a career-high 12 rebounds at SMU (2/27) ... tied a career high with five blocks vs. Wichita State (2/17) ... accounted for seven points and 10 rebounds at No. 12 Houston (2/10) ... scored eight points and tied a career-high with 10 rebounds at Wichita State (1/19) ... matched a career high with 17 points against UConn (1/12) ... registered 15 points and a game-high three blocks at ECU (1/5) ... tallied a career-high 17 points, shooting 5 of 8 from the field and 7 of 8 from the foul line with eight rebounds against SC State (12/22) ... scored 14 points with six rebounds and two blocks against UCLA (12/19) ... tied a season-high with three blocks vs. Northern Kentucky (12/4) ... recorded his second consecutive double-double with a career-high 15 points to go with 10 rebounds and two blocks in 23 minutes against Western Michigan (11/19) ... posted his first career double-double with a career-high 12 points and 10 rebounds with two blocks against Milwaukee (11/16) ... grabbed a team-best seven rebounds against North Carolina Central (11/13).

2017-18 Season (Sophomore): Started two of 35 games played, averaging 2.6 points, 2.3 rebounds and 0.6 blocks in 9.7 minutes ... scored a season-high nine points on 3-of-3 shooting from the field in 13 minutes against Alabama State (11/27) ... netted eight points on 4-of-5 shooting with two rebounds, a block and a steal in 12 minutes against Cleveland State (12/21) ... tallied eight points with five rebounds in 11 minutes against ECU (1/20) ... made his first collegiate start, pulling down a season-best eight rebounds with four points and two assists in 12 minutes against Western Carolina (11/13) ... grabbed a team-high seven rebounds at Temple (1/4) ... blocked two shots each at No. 21 Xavier (12/2), at USF (1/13) and at Wichita State (3/4) ... pulled down three or more rebounds in 11 games ... recorded at least one block in 10 conference games ... named to the Bearcats Academic Honor Roll during the 2017 fall semester.

2016-17 Season (Freshman): Played in 33 games as a reserve, averaging 2.4 points, 1.6 rebounds and 0.7 blocks in 8.5 minutes ... scored 10 points on 4-of-5 shooting with four rebounds and three blocks against Samford (11/23) ... tallied eight points in a season-high 16 minutes against USF (1/29) ... grabbed a season-high five rebounds at UConn (3/5) ... recorded a season-best five blocks with four rebounds at East Carolina (1/15) ... had eight points with three rebounds against Fairleigh Dickinson (12/17) ... named to the Dean's List and Bearcats Academic Honor Roll for the 2017 spring semester ... earned Legion of Excellence Award for team's highest grade-point average.

Prior to Cincinnati: Averaged eight points, eight rebounds and three assists in 2015-16 with Advanced Prep International ... posted double-double numbers at Life Center Academy (Burlington, New Jersey) during the 2014-15 season, averaging 12 points and 10 rebounds to go along with four blocks ... tabbed a three-star prospect according to all recruiting sites.

Personal: Born Dec. 5, 1996 in Philadelphia, Pennsylvania ... son of Monique Brooks and John Mitchell ... guardian is James Johns ... Has four brothers: Nyeem Brooks, Nymier Brooks, Knoney Mitchell and Ethan Mitchell as well as four sisters: Napree Brooks, Brittany Mitchell, Kaniyah Mitchell and Nyeera Mitchell ... right-handed ... first name pronounced "nah-SEER."

SEASON & CAREER STATISTICS

2018-19 Season		Career
17, 2x (last vs. UConn, 1/12/19)	Pts	17, 2x (last vs. UConn, 1/12/19)
12 at SMU, 2/27/19	FG Atts	12 at SMU, 2/27/19
6, 3x (last vs. Houston, 3/10/19)	FG Made	6, 3x (last vs. Houston, 3/10/19)
0	3PT-FG Atts	0
0	3PT-FG Made	0
9 at ECU, 1/5/19	FT Atts	9 at ECU, 1/5/19
8 vs. SC State, 12/22/18	FT Made	8 vs. SC State, 12/22/18
12, 2x (last vs. Memphis, 3/2/19)	Rebs	12, 2x (last vs. Memphis, 3/2/19)
3 vs. UCLA, 12/19/18	Assts	3 vs. UCLA, 12/19/18
3 at Tulsa, 1/10/19	Stls	3 at Tulsa, 1/10/19
5 vs. Wichita State, 2/17/19	Blks	5, 2x (last vs. Wichita State, 2/17/19)
34, 2x (last vs. UCF, 2/21/19)	Mins	34, 2x (last vs. UCF, 2/21/19)

MISCELLANEOUS STATISTICS

CATEGORY	2016-17	2017-18	2018-19	CAREER
Double-Figure Scoring Games	1	0	12	13
Double-Figure Rebounding Games	0	0	6	6
Double-Double Games	0	0	3	3
20-Point Scoring Games	0	0	0	0
Games Led UC in Scoring	0	0	2	2
Games Led UC in Rebounding	0	2	13	15
Games Led UC in Assists	0	0	0	0
Games With 3+ Assists	0	0	1	1
Games With 3+ Blocks	2	0	5	7
Games With 3+ Steals	0	0	1	1
Games With 3+ Three-Pointers	0	0	0	0

CAREER STATISTICS

			Total		3-Point		F-Throws		Rebounds											Scoring	
Season	gp-gs	min/avg	fg-fga	pct	fg-fga	pct	ft-fa	pct	off	def	tot	avg	pf	fo	ast	to	blk	stl	pts	avg	
2016-17	33-0	279/8.5	28-53	.528	0-0	.000	23-40	.575	20	33	53	1.6	55	1	2	19	22	4	79	2.4	
2017-18	35-2	340/9.7	38-77	.494	0-0	.000	16-29	.552	32	49	81	2.3	54	0	8	22	20	12	92	2.6	
2018-19	34-34	781/23.0	94-177	.531	0-0	.000	83-131	.634	92	124	216	6.4	109	5	14	31	50	13	271	8.0	
TOTAL	102-36	1400/13.7	160-307	.521	0-0	.000	122-200	.610	144	206	350	3.4	218	6	24	72	92	29	442	4.3	



#33 NYSIER BROOKS

CENTER • 6-11 • 240 • JUNIOR • 2L • PHILADELPHIA, PA. (ADVANCED PREP INTERNATIONAL [TEXAS])

GAME-BY-GAME STATISTICS

2018-19 (JUNIOR SEASON)


Opponent	Date	gs	min	Total		3-Pointers		Free throws		Rebounds			pf	a	t/o	blk	stl	pts	avg		
				fg	pct	3fg	pct	ft	pct	off	def	tot								avg	
OHIO ST.	11/07/18	*	24	3-6	.500	0-0	.000	1-2	.500	4	2	6	6.0	5	0	1	2	0	7	7.0	
N.C. CENTRAL	11/13/18	*	23	2-4	.500	0-0	.000	1-2	.500	0	7	7	6.5	2	1	0	2	0	5	6.0	
MILWAUKEE	11/16/18	*	29	5-5	1.000	0-0	.000	2-5	.400	4	6	10	7.7	0	0	1	2	0	12	8.0	
WESTERN MICH.	11/19/18	*	23	5-11	.455	0-0	.000	5-5	1.000	2	8	10	8.3	4	1	2	2	0	15	9.8	
vs George Mason	11/23/18	*	20	1-3	.333	0-0	.000	1-2	.500	2	1	3	7.2	4	0	1	0	1	3	8.4	
vs Ole Miss	11/24/18	*	22	1-1	1.000	0-0	.000	2-2	1.000	1	3	4	6.7	3	1	0	1	1	4	7.7	
ARK.-PINE BLUFF	11/27/18	*	16	2-3	.667	0-0	.000	2-4	.500	1	2	3	6.1	3	0	1	0	0	6	7.4	
at UNLV	12/01/18	*	22	3-4	.750	0-0	.000	3-4	.750	0	4	4	5.9	4	0	1	2	2	9	7.6	
NORTHERN KY.	12/04/18	*	18	4-5	.800	0-0	.000	2-2	1.000	1	1	2	5.4	3	0	1	3	0	10	7.9	
XAVIER	12/08/18	*	22	2-4	.500	0-0	.000	0-2	.000	3	1	4	5.3	3	0	0	0	0	4	7.5	
at Mississippi State	12/15/18	*	20	2-4	.500	0-0	.000	5-6	.833	2	6	8	5.5	5	0	3	1	0	9	7.6	
UCLA	12/19/18	*	19	5-6	.833	0-0	.000	4-5	.800	1	5	6	5.6	3	3	0	2	1	14	8.2	
SOUTH CAROLINA ST.	12/22/18	*	25	5-8	.625	0-0	.000	7-8	.875	4	4	8	5.8	3	2	0	2	0	17	8.8	
TULANE	01/02/19	*	8	0-2	.000	0-0	.000	0-0	.000	1	1	2	5.5	4	1	2	1	0	0	8.2	
at ECU	01/05/19	*	31	6-9	.667	0-0	.000	3-9	.333	4	1	5	5.5	4	0	2	3	0	15	8.7	
at Tulsa	01/10/19	*	23	1-3	.333	0-0	.000	0-0	.000	3	1	4	5.4	1	1	0	3	3	2	8.3	
UCONN	01/12/19	*	33	6-8	.750	0-0	.000	5-8	.625	3	3	6	5.4	2	1	0	2	0	17	8.8	
SOUTH FLA.	01/15/19	*	20	2-3	.667	0-0	.000	6-7	.857	2	4	6	5.4	1	1	1	2	0	10	8.8	
at Wichita St.	01/19/19	*	29	3-5	.600	0-0	.000	2-4	.500	3	7	10	5.7	3	0	2	2	0	8	8.8	
TULSA	01/24/19	*	21	2-7	.286	0-0	.000	4-6	.667	2	5	7	5.8	2	0	0	2	0	8	8.8	
at Temple	01/27/19	*	14	1-3	.333	0-0	.000	0-0	.000	4	2	6	5.8	4	0	0	1	0	2	8.4	
SMU	02/02/19	*	24	3-6	.500	0-0	.000	4-8	.500	1	4	5	5.7	3	1	2	0	0	10	8.5	
at Memphis	02/07/19	*	19	0-2	.000	0-0	.000	0-0	.000	1	4	5	5.7	4	1	1	2	0	0	8.1	
at Houston	02/10/19	*	22	3-8	.375	0-0	.000	1-4	.250	7	3	10	5.9	2	0	0	0	1	7	8.1	
WICHITA ST.	02/17/19	*	24	1-7	.143	0-0	.000	1-2	.500	1	5	6	5.9	2	0	0	5	1	3	7.9	
UCF	02/21/19	*	34	3-4	.750	0-0	.000	3-4	.750	4	3	7	5.9	4	0	2	0	1	9	7.9	
at UConn	02/24/19	*	11	1-3	.333	0-0	.000	2-2	1.000	2	3	5	5.9	5	0	0	0	1	4	7.8	
at SMU	02/27/19	*	30	3-12	.250	0-0	.000	2-2	1.000	6	6	12	6.1	0	0	1	3	0	8	7.8	
MEMPHIS	03/02/19	*	29	4-7	.571	0-0	.000	5-6	.833	6	6	12	6.3	4	0	0	1	1	13	8.0	
at UCF	03/07/19	*	13	1-3	.333	0-0	.000	0-0	.000	2	1	3	6.2	5	0	0	0	0	2	7.8	
HOUSTON	03/10/19	*	23	6-8	.750	0-0	.000	4-4	1.000	4	2	6	6.2	4	1	3	2	1	16	8.0	
vs SMU	03/15/19	*	31	3-5	.600	0-0	.000	1-4	.250	3	5	8	6.3	1	1	1	1	0	7	8.0	
vs Wichita St.	03/16/19	*	23	5-7	.714	0-0	.000	3-8	.375	7	2	9	6.3	5	0	0	1	0	13	8.2	
vs Houston	03/17/19	*	36	0-1	.000	0-0	.000	0-24	.000	1	6	7	6.4	4	0	1	1	0	2	8.0	
Totals			34	781	94-177	.531	0-0	.000	83-131	.634	92	124	216	6.4	109	14	31	50	13	271	8.0

2016-17 (FRESHMAN SEASON)

Opponent	Date	gs	min	Total		3-Pointers		Free throws		Rebounds			pf	a	t/o	blk	stl	pts	avg	
				fg	fga	pct	3fg	3fga	pct	ft	fta	pct								off
BROWN	11/11/16	8	0-0	.000	0-0	.000	1-2	.500	0	1	1	1.0	2	0	0	0	0	1	1.0	
ALBANY	11/14/16	7	0-1	.000	0-0	.000	1-2	.500	0	1	1	1.0	2	1	0	1	0	1	1.0	
vs Rhode Island	11/19/16	1	0-0	.000	0-0	.000	1-2	.500	0	0	0	0.7	0	0	1	0	0	1	1.0	
vs Penn State	11/20/16	4	0-2	.000	0-0	.000	0-0	.000	0	1	1	0.8	2	0	1	0	1	0	0.8	
SAMFORD	11/23/16	15	4-5	.800	0-0	.000	2-3	.667	2	2	4	1.4	0	0	1	3	1	10	2.6	
LIPSCOMB	11/26/16	9	2-4	.500	0-0	.000	1-1	1.000	0	0	0	1.2	2	0	0	0	0	5	3.0	
at Iowa State	12-01-16	8	1-1	1.000	0-0	.000	0-0	.000	3	1	4	1.6	1	0	2	0	0	2	2.9	
BOWLING GREEN	12/04/16	13	2-3	.667	0-0	.000	2-4	.500	1	0	1	1.5	3	0	0	0	0	6	3.3	
at Butler	12/10/16	1	0-0	.000	0-0	.000	0-0	.000	0	0	0	1.3	0	0	0	0	0	0	2.9	
TEXAS SOUTHERN	12/13/16	10	2-3	.667	0-0	.000	2-2	1.000	0	2	2	1.4	2	0	0	1	0	6	3.2	
FAIRLEIGH DICKINSON	12/17/16	15	3-5	.600	0-0	.000	2-4	.500	1	2	3	1.5	2	0	0	1	1	8	3.6	
MARSHALL	12/22/16	10	1-2	.500	0-0	.000	0-0	.000	0	0	0	1.4	1	0	0	1	0	2	3.5	
at Temple	12/28/16	3	0-1	.000	0-0	.000	0-0	.000	1	1	2	1.5	2	0	1	1	0	0	3.2	
TULANE	01/01/17	15	2-3	.667	0-0	.000	1-2	.500	0	1	1	1.4	5	0	1	1	0	5	3.4	
at Houston	1/7/17	5	0-0	.000	0-0	.000	0-0	.000	0	1	1	1.4	1	0	1	0	0	0	3.1	
SMU	01/12/17	2	0-0	.000	0-0	.000	0-0	.000	0	0	0	1.3	1	0	0	0	0	0	2.9	
at East Carolina	01/15/17	13	1-3	.333	0-0	.000	0-0	.000	1	3	4	1.5	1	0	2	5	1	2	2.9	
TEMPLE	01/18/17	9	1-1	1.000	0-0	.000	0-0	.000	1	0	1	1.4	1	0	0	2	0	2	2.8	
at Tulane	01/21/17	12	0-1	.000	0-0	.000	0-0	.000	2	1	3	1.5	4	1	3	0	0	0	2.7	
XAVIER	01/26/17	12	2-3	.667	0-0	.000	0-0	.000	2	1	3	1.6	4	0	0	2	0	4	2.8	
USF	01/29/17	16	3-3	1.000	0-0	.000	2-4	.500	0	1	1	1.6	2	0	3	0	0	8	3.0	
at SMU	02/12/17	1	0-0	.000	0-0	.000	0-0	.000	0	0	0	1.5	0	0	0	0	0	0	2.9	
at USF	02/15/17	5	0-0	.000	0-0	.000	1-4	.250	0	1	1	1.5	0	0	0	0	0	0	2.8	
TULSA	02/18/17	8	1-2	.500	0-0	.000	1-2	.500	1	1	2	1.5	4	0	2	1	0	3	2.8	
MEMPHIS	02/23/17	8	1-1	1.000	0-0	.000	2-2	1.000	1	1	2	1.5	1	0	0	0	0	4	2.8	
at UCF	2/26/17	6	1-1	1.000	0-0	.000	0-0	.000	0	1	1	1.5	1	0	0	0	0	2	2.8	
HOUSTON	03/02/17	6	0-0	.000	0-0	.000	0-0	.000	0	2	2	1.5	0	0	0	1	0	0	2.7	
at UConn	3/5/17	7	0-1	.000	0-0	.000	0-0	.000	0	0	0	1.5	2	0	0	1	0	0	2.6	
vs Tulsa	3/10/17	12	0-2	.000	0-0	.000	0-0	.000	1	2	3	1.5	3	0	1	0	0	0	2.5	
at UConn	3/11/17	13	0-1	.000	0-0	.000	3-4	.750	2	3	5	1.6	4	0	0	0	0	3	2.5	
vs SMU	3/12/17	4	0-2	.000	0-0	.000	0-0	.000	0	1	1	2	1.6	0	0	0	0	0	2.5	
vs Kansas State	03/17/17	11	0-1	.000	0-0	.000	1-2	.500	0	1	1	1.6	2	0	0	0	0	1	2.4	
vs UCLA	03/19/17	10	1-1	1.000	0-0	.000	0-0	.000	0	1	1	1.6	0	0	0	0	0	2	2.4	
Totals		0	279	28-53	.528	0-0	.000	23-40	.575	20	33	53	1.6	55	2	19	22	4	79	2.4

2017-18 (SOPHOMORE SEASON)

Opponent	Date	gs	min	Total		3-Pointers		Free throws		Rebounds			pf	a	t/o	blk	stl	pts	avg	
				fg	fga	pct	3fg	3fga	pct	ft	fta	pct								off
SAVANNAH STATE	11/10/17	11	11	1-3	333	0-0	0-0	1-2	500	2	5	7.0	1	0	0	1	3	3.0		
WESTERN CAROLINA	11/13/17	*	12	2-5	400	0-0	0-0	0-0	0-0	4	8	7.5	2	2	1	1	4	3.5		
COPPIN STATE	11/16/17	9	1-1	1,000	0-0	0-0	0-0	0-0	0-0	0	2	2.5	1	1	1	0	2	3.0		
vs Buffalo	11/20/17	16	0-1	0-00	0-0	0-0	0-0	2-2	1,000	0	2	2.48	0	0	0	0	1	2.8		
vs Richmond	11/21/17	*	15	1-2	500	0-0	0-0	0-0	0-0	0	1	1.40	2	0	2	1	0	2.6		
vs Wyoming	11/22/17	10	0-1	0-00	0-0	0-0	0-0	2-2	1,000	1	1	2.37	2	0	1	0	2	2.5		
ALABAMA STATE	11/27/17	13	3-3	1,000	0-0	0-0	0-0	3-6	500	1	0	3.3	1	0	0	0	9	3.4		
at Xavier	12/02/17	6	0-1	0-00	0-0	0-0	0-0	0-0	0-0	0	0	2.9	0	0	0	2	1	3.0		
vs Florida	12/09/17	3	1-1	1,000	0-0	0-0	0-0	0-0	0-0	0	2	2.8	2	0	0	0	0	2.9		
MISSISSIPPI ST.	12/21/17	8	0-0	0-00	0-0	0-0	0-0	0-0	0-0	0	1	1.26	0	0	0	0	0	0.6		
at UCLA	12/16/17	5	1-1	1,000	0-0	0-0	0-0	0-0	0-0	0	1	1.25	4	0	0	0	0	2.5		
UA-PINE BLUFF	12/29/17	16	2-3	667	0-0	0-0	0-0	3-4	750	0	1	1.23	3	0	0	0	0	7.9		
CLEVELAND STATE	12/21/17	12	4-5	800	0-0	0-0	0-0	0-0	0-0	2	0	2.23	0	1	1	1	1	8.3		
MEMPHIS	12/31/17	17	3-6	500	0-0	0-0	0-0	0-0	0-0	0	3	3.4	2	0	2	0	0	6.35		
at Temple	01/04/18	16	1-3	333	0-0	0-0	0-0	0-0	0-0	4	3	7.27	3	0	2	1	0	2.4		
SMU	01/07/18	5	0-0	0-00	0-0	0-0	0-0	0-0	0-0	0	2	2.6	1	0	0	0	0	0.32		
at USF	11/13/18	9	2-2	1,000	0-0	0-0	0-0	2-2	1,000	1	1	2.6	3	0	1	2	0	6.34		
at UCF	11/16/18	10	1-2	500	0-0	0-0	0-0	0-0	0-0	0	0	0.24	2	0	0	1	0	2.33		
ECU	01/20/18	11	4-7	571	0-0	0-0	0-0	0-0	0-0	4	1	5.26	3	1	1	0	0	8.35		
TEMPLE	01/24/18	6	0-1	0-00	0-0	0-0	0-0	0-0	0-0	0	2	2.6	1	0	1	0	0	0.34		
at Memphis	12/7/18	4	0-0	0-00	0-0	0-0	0-0	0-0	0-0	0	2	2.5	0	0	0	0	1	0.32		
HOUSTON	01/31/18	13	3-3	1,000	0-0	0-0	0-0	0-0	0-0	0	0	0.24	2	0	0	1	1	6.33		
at UCONN	2/3/18	10	0-0	0-00	0-0	0-0	0-0	0-0	0-0	0	0	0.23	4	0	2	1	1	0.32		
UCF	02/06/18	12	0-4	0-00	0-0	0-0	0-0	3-4	750	5	1	6.25	2	0	2	0	1	3.32		
at SMU	02/11/18	19	2-7	286	0-0	0-0	0-2	0-0	0-0	2	3	5.26	3	1	0	1	1	4.32		
at Houston	2/15/18	5	0-1	0-00	0-0	0-0	0-0	0-0	0-0	0	5	2.7	2	0	1	1	0	0.31		
WICHITA STATE	02/18/18	9	0-0	0-00	0-0	0-0	0-0	0-0	0-0	0	0	0.26	3	0	1	0	0	0.30		
UCONN	02/22/18	12	1-4	250	0-0	0-0	0-2	0-0	0-0	1	2	3.6	1	1	0	1	0	2.29		
TULSA	02/25/18	1	0-1	0-00	0-0	0-0	0-0	0-0	0-0	0	0	0.25	0	0	1	0	0	0.28		
at Tulane	03/01/18	11	2-2	1,000	0-0	0-0	0-0	0-0	0-0	2	1	3.25	1	0	0	0	0	4.29		
at Wichita State	03/04/18	8	0	0-00	0-0	0-0	0-2	0-0	0-0	1	2	3.25	1	0	1	2	1	0.28		
vs SMU	03/09/18	9	3-6	500	0-0	0-0	0-1	0-0	0-0	1	0	1.25	1	0	0	0	0	6.29		
vs Memphis	3-10-18	5	0	0-00	0-0	0-0	0-0	0-0	0-0	0	0	0.24	1	0	0	1	0	0.28		
vs Houston	3-11-18	6	0-1	0-00	0-0	0-0	0-0	0-0	0-0	0	1	2.4	0	0	0	1	0	2.7		
vs Georgia State	03/16/18	6	0-0	0-00	0-0	0-0	0-0	0-0	0-0	1	0	1.23	0	1	0	0	0	0.26		
Totals		2	340	38-77	494	0-0	0-0	16-29	.552	32	49	81	23	54	8	22	20	12	92	2.6



#34 JARRON CUMBERLAND

GUARD • 6-5 • 205 • JUNIOR • 2L • WILMINGTON, OHIO (WILMINGTON HIGH SCHOOL)

CONFERENCE AWARDS

- » Tournament MVP (2019)
- » Player of the Year (2018-19)
- » First Team (2018-19) Unanimous pick
- » Player of the Week (5x: 12/24/18; 11/26/18; 1/30/17; 1/21/19; 1/28/19)
- » Weekly Honor Roll (4x: 2/18/19, 2/11/19, 2/4/19 & 1/14/19)
- » All-Rookie Team (2016-17)
- » Co-Sixth Man of the Year (2016-17)
- » Rookie of the Week (3x: 3/6/16; 1/2/17 & 12/19/16)

OTHER HONORS

- » Named one of 10 candidates to the 2019 Jerry West Shooting Guard of the Year Award.
- » Named to 2019 Citizen Naismith Midseason Team
- » Named to the 2019 Lute Olson Mid-Season Watch List
- » 2018 Emerald Coast Classic MVP

MOMENTS

- » Scored 33 points on 11-of-24 shooting against No. 11 Houston (3/17/19), marking the most points scored in AAC Tournament championship game history.

2018-19 Season (Junior): Set an AAC Tournament championship game record, scoring 33 points on 11-of-24 shooting with eight rebounds against No. 11 Houston (3/17) ... posted 26 points, eight assists and four rebounds against SMU (3/15) in the quarterfinals of the AAC Tournament ... scored 20 points with a trio of threes and 9-of-12 shooting from the free throw line against Houston (3/10) ... tallied a team-high 26 points on 6-of-12 shooting from the field and 13 of 16 from the free throw line vs. Memphis (3/2) ... posted a game-high 12 points, accounting for 10 of Cincinnati's last 12 points with (eight points and an assist) at SMU (2/27) ... scored a game-high 27 points, tying a career-high with six three-pointers to go with six rebounds and a game-high five assists against Wichita State (2/17) ... posted a game-high 27 points with four three-pointers at No. 10 Houston (2/10) ... scored a team-high 17 points, including nine of UC's 11 points in the final 2:16 to go with a game-high six assists at Memphis (2/7) ... posted a game-high 24 points and nine rebounds and team-best five assists vs. SMU (2/2) ... scored a game-high 25 points with a season-high eight rebounds and three assists while attempting a career-high 17 free throws, making 12 at Temple (1/27) ... tallied a game-high 23 points with a season-high five threes to go with five assists against Tulsa (1/24) ... scored a career-high 34 points on 9-of-20 shooting, going 14 of 15 from the free throw line with four steals against USF (1/15) ... posted a game-best 22 points and made 11 of 12 free throws vs. UConn (1/12) ... registered a game-high 18 points with five rebounds and four assists at ECU (1/5) ... scored a game-high 22 points on 6-of-10 shooting with a trio of threes, seven rebounds and five assists against Tulane (1/2) ... tallied a game-high 25 points with four threes and five rebounds against UCLA (12/19) ... scored 21 points at No. 18 Mississippi State (12/15) ... tallied a game-high 19 points with a trio of threes, four assists and two steals in 37 minutes against Xavier (12/8) ... had 10 points and a game-high six assists in 14 minutes against UABP (11/27) ... named the Emerald Coast Classic Tournament MVP and AAC Player of the Week after scoring a game-high 25 points against Ole Miss (11/24) in the event's championship game ... matched his career high with 27 points on 11-of-18 shooting with four three-pointers and six assists against Western Michigan (11/19) ... tallied 14 points with five rebounds against Milwaukee (11/16) ... scored a game-high 22 points against Ohio State (11/7) ... tallied 11 points with three steals in 23 minutes during the exhibition game against Tusculum (11/1) ... averaged a team-best 14.0 points and 2.7 steals during Cincinnati's three-game tour of Canada in August 2018.

2017-18 Season (Sophomore): Started all 36 games, averaging 11.5 points, 4.0 rebounds, 2.9 assists, 1.0 steals in 28.9 minutes ... named to The American's Weekly Honor Roll three times (11/20, 1/2, 1/15) ... ranked second on the team, averaging 14.0 points during five postseason games ... registered his first collegiate double-double, scoring a career-high 27 points on 8-of-17 shooting with four three-pointers to go with a career-high 11 rebounds against Georgia State (3/16). It marked the most points scored by a Bearcat in an NCAA Tournament game during the Mick Cronin coaching era (since 2006-07) ... finished the season ranked 24th in the league in scoring (11.5) ... ranked among the league leaders during conference play in assists (12th at 2.9), free throw percentage (15th at .736) and scoring (26th at 11.4) ... tied teammate Jacob Evans III with a team-high 60 three-pointers ... made as many as four three-pointers in six games ... scored 20 points on 6-of-9 shooting with four threes against Western Carolina (11/13) ... tallied 19 points with nine rebounds against Coppin State (11/16) ... scored 18 points with four threes and five assists against Memphis (3/10) in the semifinals of the American Championship ... handed out a season-high eight assists twice (Tulsa [2/25] and SMU [3/9]) ... scored in double figures in 22 games ... made at least one three-pointer in 28 of 36 games, including 15 of 18 conference contests.

2016-17 Season (Freshman): Played in 35 games as a reserve, averaging 8.3 points, 2.4 rebounds, 1.5 assists and 1.0 steals in 19.1 minutes ... named to The American's All-Rookie Team and selected as The American's Co-Sixth Man of the Year with SMU's Ben Emelogo ... named league's player of the week after a pair of strong performances: scoring a season-high 26 points on 8-of-11 shooting with a season-best six three-pointers against USF (1/29) and tallying 15 points, including 13 in the second half, against No. 24 Xavier (1/26) ... named league's rookie of the week three times ... netted 19 points with a trio of threes against Tulane (1/1) ... tallied 17 points on 4-of-6 shooting from the field and 8-of-10 shooting from the foul line against Lipscomb (11/26) ... shot 52.6 percent (22 of 42) from the field while averaging 11.6 points in five postseason games ... scored in double figures in 14 games ... led the team in scoring in six games.

SEASON & CAREER STATISTICS

2018-19 Season			Career		
34 vs. USF, 1/15/19	Pts	34 vs. USF, 1/15/19			
25 at Houston, 2/10/19	FG Atts	25 at Houston, 2/10/19			
11, 2x (last vs. Houston, 3/17/19)	FG Made	11, 2x (last vs. Houston, 3/17/19)			
10, 3x (last vs. Wichita State, 2/17/19)	3PT-FG Atts	11 vs. Georgia State, 3/16/18			
6 vs. Wichita State, 2/17/19	3PT-FG Made	6, 2x (last vs. Wichita State, 2/17/19)			
17 at Temple, 1/27/19	FT Atts	17 at Temple, 1/27/19			
14 vs. USF, 1/15/19	FT Made	14 vs. USF, 1/15/19			
9 vs. SMU, 2/2/19	Rebs	11 vs. Georgia State, 3/16/18			
8 vs. SMU, 3/15/19	Assts	8, 3x (last 8 vs. SMU, 3/15/19)			
4 vs. USF, 1/15/19	Stls	5 vs. SMU, 3/12/17			
2, 3x (last vs. UCF, 2/21/19)	Blks	3 vs. ECU, 1/20/18			
42 vs. UConn, 1/12/19	Mins	42 vs. UConn, 1/12/19			

MISCELLANEOUS STATISTICS


CATEGORY	2016-17	2017-18	2018-19	CAREER
Double-Figure Scoring Games	14	22	32	68
Double-Figure Rebounding Games	0	1	0	1
Double-Double Games	0	1	0	1
20-Point Scoring Games	1	2	17	20
Games Led UC in Scoring	6	8	22	36
Games Led UC in Rebounding	1	1	6	8
Games Led UC in Assists	2	11	19	32
Games With 3+ Assists	5	19	23	47
Games With 3+ Blocks	0	0	0	0
Games With 3+ Steals	4	2	3	9
Games With 3+ Three-Pointers	5	8	12	25

Prior to Cincinnati: Averaged 29.6 points, 7.4 rebounds, 3.6 steals and 3.2 assists while shooting 57.4 percent (303 of 528) from the field as a senior at Wilmington High School ... helped lead the Hurricane to a 27-2 record and the semifinals of the OHSAA Division I playoffs ... finished as the school's all-time leading scorer with 2,383 points ... posted a school-record 52 points against Washington Court House (2/11/16) ... named a finalist for the Ohio Mr. Basketball Award and a McDonald's All-American nominee ... scored a team-high 15 points and was named most valuable player of the 2016 Ohio-Kentucky All-Star game ... averaged 24.5 points, 7.5 rebounds and 3.3 assists as a junior ... averaged 17.8 points, 5.4 rebounds, 2.0 assists and 1.8 steals during AAU action with King James (Ohio) during the 2015 summer, later earning Third Team All-Peach Jam honors during Nike EYBL action ... earned First Team Associate Press Division I All-Ohio honors as a junior and senior ... ranked at No. 55 on ESPN's Top 100 prospects list ... tabbed as a four-star prospect by Rivals.com, Scout.com and 247 Sports.

Personal: Born Sept. 22, 1997 in Wilmington, Ohio ... son of Cheryl and Scott Cumberland ... has two sisters, Ebony and Chasity ... right-handed ... first name pronounced JAIR-in.

CAREER STATISTICS

			Total		3-Point		F-Throws		Rebounds										Scoring	
Season	gp-gs	min/avg	fg-fga	pct	fg-fga	pct	ft-fa	pct	off	def	tot	avg	pf	fo	ast	to	blk	stl	pts	avg
2016-17	35-0	669/19.1	99-201	.493	38-107	.355	56-87	.644	36	48	84	2.4	63	0	52	35	9	34	292	8.3
2017-18	36-36	1041/28.9	138-337	.409	60-177	.339	78-115	.678	45	98	143	4.0	76	1	103	64	13	37	414	11.5
2018-19	34-34	1097/32.3	200-495	.404	77-197	.391	162-209	.775	40	114	154	4.5	79	1	123	94	14	39	639	18.8
TOTAL	105-70	2807/26.7	437-1033	.423	175-481	.364	296-411	.720	121	260	381	3.6	218	2	278	193	36	110	1345	12.8



#34 JARRON CUMBERLAND

GUARD • 6-5 • 205 • JUNIOR • 2L • WILMINGTON, OHIO (WILMINGTON HIGH SCHOOL)

GAME-BY-GAME STATISTICS

2018-19 (JUNIOR SEASON)

Opponent	Date	gs	min	Total		3-Pointers		Free throws		Rebounds			pf	a	t/o	blk	stl	pts	avg		
				fg-fga	pct	3fg-fga	pct	ft-fa	pct	off	def	tot									
OHIO ST.	11/07/18	*	23	7-17	.412	3-7	.429	5-7	.714	0	2	2	2.0	2	2	4	0	1	22	22.0	
N.C. CENTRAL	11/13/18	*	24	4-9	.444	2-5	.400	0-1	.000	0	2	2	2.0	1	3	3	1	2	10	16.0	
MILWAUKEE	11/16/18	*	26	5-13	.385	2-6	.333	2-2	1.000	1	4	5	3.0	3	1	3	0	0	14	15.3	
WESTERN MICH.	11/19/18	*	32	11-19	.579	4-7	.571	1-1	1.000	0	0	0	2.3	2	6	2	0	2	27	18.3	
vs George Mason	11/23/18	*	31	2-11	.182	1-2	.500	6-8	.750	0	6	6	3.0	1	1	3	2	3	11	16.8	
vs Ole Miss	11/24/18	*	33	5-17	.294	2-8	.250	13-14	.929	1	2	3	3.0	1	2	0	2	0	25	18.2	
ARK-PINE BLUFF	11/27/18	*	14	4-6	.667	2-3	.667	0-0	.000	0	2	2	2.9	0	6	2	0	1	10	17.0	
at UNLV	12/01/18	*	25	1-5	.200	1-2	.500	0-0	.000	0	2	2	2.8	5	2	1	0	2	3	15.3	
NORTHERN KY.	12/04/18	*	30	4-9	.444	2-4	.500	2-4	.500	0	1	1	2.6	1	5	3	0	0	12	14.9	
XAVIER	12/08/18	*	36	7-15	.467	3-6	.500	2-3	.667	2	2	4	2.7	3	4	1	1	2	19	15.3	
at Mississippi State	12/15/18	*	37	7-16	.438	2-5	.400	5-5	1.000	2	2	4	2.8	2	0	5	0	2	21	15.8	
UCLA	12/19/18	*	27	9-17	.529	4-5	.800	3-4	.750	3	2	5	3.0	3	2	2	0	2	25	16.6	
SOUTH CAROLINA ST.	12/22/18	*	25	4-8	.500	4-8	.500	0-0	.000	0	2	2	2.9	2	4	3	1	3	12	16.2	
TULANE	01/02/19	*	31	6-10	.600	3-5	.600	7-8	.875	1	6	7	3.2	2	5	0	1	0	22	16.6	
at ECU	01/05/19	*	33	7-15	.467	2-6	.333	2-3	.667	3	2	5	3.3	3	4	3	0	0	18	16.7	
at Tulsa	01/10/19	*	35	5-16	.313	2-8	.250	2-3	.667	0	2	2	3.3	4	4	4	0	0	14	16.6	
UCONN	01/12/19	*	42	5-14	.357	1-4	.250	11-12	.917	1	5	6	3.4	2	7	2	0	2	22	16.9	
SOUTH FLA.	01/15/19	*	39	9-20	.450	2-7	.286	14-16	.875	0	2	2	3.3	2	3	4	0	4	34	17.8	
at Wichita St.	01/19/19	*	38	5-17	.294	2-5	.400	6-10	.600	1	6	7	3.5	2	2	3	0	1	18	17.8	
TULSA	01/24/19	*	33	8-14	.571	5-10	.500	2-5	.400	2	2	4	3.6	2	5	2	0	0	23	18.1	
at Temple	01/27/19	*	38	6-17	.353	1-7	.143	12-17	.706	2	6	8	3.8	3	3	2	0	1	25	18.4	
SMU	02/02/19	*	34	9-18	.500	5-10	.500	1-2	.500	2	7	9	4.0	2	5	5	0	0	24	18.7	
at Memphis	02/07/19	*	35	4-11	.364	2-6	.333	7-10	.700	2	4	6	4.1	2	6	3	1	1	17	18.6	
at Houston	02/10/19	*	29	9-25	.360	4-8	.500	5-6	.833	1	3	4	4.1	3	0	2	0	2	27	19.0	
WICHITA ST.	02/17/19	*	37	8-20	.400	6-10	.600	5-5	1.000	1	5	6	4.2	2	5	3	0	1	27	19.3	
UCF	02/21/19	*	38	3-13	.231	1-1	1.000	4-4	1.000	3	4	7	4.3	2	6	4	2	1	11	19.0	
at UConn	02/24/19	*	35	3-9	.333	0-4	.000	2-2	1.000	2	3	5	4.3	2	6	3	0	2	8	18.6	
at SMU	02/27/19	*	35	4-13	.308	0-4	.000	4-5	.800	2	5	7	4.4	4	4	2	0	0	12	18.3	
MEMPHIS	03/02/19	*	34	6-12	.500	1-5	.200	13-16	.813	1	5	6	4.4	3	3	3	1	1	26	18.6	
at UCF	03/07/19	*	36	5-18	.278	0-3	.000	0-1	.000	0	4	4	4.4	2	5	5	0	0	10	18.3	
HOUSTON	03/10/19	*	29	4-11	.364	3-7	.429	9-12	.750	0	3	3	4.4	3	1	3	1	0	20	18.4	
vs SMU	03/15/19	*	40	10-20	.500	3-8	.375	3-4	.750	1	3	4	4.4	1	8	2	1	1	26	18.6	
vs Wichita St.	03/16/19	*	28	3-16	.188	1-4	.250	4-6	.667	4	2	6	4.4	4	4	5	0	1	11	18.4	
vs Houston	03/17/19	*	35	11-24	.458	1-7	.143	10-13	.769	2	6	8	4.5	3	1	2	0	1	33	18.8	
Totals			34	1097	200-495	.404	77-197	.391	162-209	.775	40	114	154	4.5	79	123	94	14	39	639	18.8

2016-17 (FRESHMAN SEASON)

Opponent	Date	gs	min	Total		3-Pointers		Free throws		Rebounds			pf	a	t/o	blk	stl	pts	avg	
				fg-fga	pct	ft-fa	pct	off	def	tot	avg									
BROWN	11/11/16	13	1-3	333	0-2	.000	1-3	333	0	0	0	0.0	1	2	0	1	2	3	3.0	
ALBANY	11/14/16	19	4-6	667	2-4	.500	1-1	1.000	1	1	2	1.0	1	1	0	0	0	11	7.0	
vs Rhode Island	11/19/16	15	0-1	.000	0-1	.000	0-1	.000	2	0	2	1.3	3	1	0	0	0	0	4.7	
vs Penn State	11/20/16	12	1-3	333	0-2	.000	0-1	.000	0	1	1	1.3	0	3	0	0	1	2	4.0	
SAMFORD	11/23/16	8	0-1	.000	0-1	.000	0-0	.000	1	1	2	1.4	0	1	0	0	0	0	3.2	
LIPSCOMB	11/26/16	22	4-6	667	1-3	.333	8-10	.800	0	1	1	1.3	1	1	2	1	3	17	5.5	
at Iowa State	12-01-16	7	0-2	.000	0-1	.000	0-0	.000	0	0	0	0.0	1	1	0	0	0	0	4.7	
BOWLING GREEN	12/04/16	18	1-7	.143	0-2	.000	0-0	.000	3	3	6	1.8	2	3	1	1	1	2	4.4	
at Butler	12/10/16	9	1-3	.333	0-1	.000	2-2	1.000	1	0	1	1.7	3	1	1	1	0	1	4	4.3
TEXAS SOUTHERN	12/13/16	24	7-9	.778	4-4	1.000	0-0	.000	3	3	6	2.1	1	1	0	1	1	18	5.7	
FAIRLEIGH DICKINSON	12/17/16	20	4-8	.500	3-6	.500	0-0	.000	1	3	4	2.3	3	5	0	0	1	11	6.2	
MARSHALL	12/22/16	7	0-2	.000	0-2	.000	2-2	1.000	0	0	0	2.1	1	0	1	0	0	2	5.8	
at Temple	12/28/16	19	2-6	.333	2-4	.500	0-1	.000	3	2	5	2.3	2	2	3	0	0	6	5.8	
TULANE	01/01/17	26	6-8	.750	3-3	1.000	4-6	.667	1	3	4	2.4	4	1	3	1	2	19	6.8	
at Houston	1/7/17	16	1-3	.333	0-2	.000	0-0	.000	0	2	2	2.4	2	1	2	0	0	2	6.5	
SMU	01/12/17	11	1-3	.333	1-3	.333	3-4	.750	0	2	2	2.4	1	1	1	0	0	6	6.4	
at East Carolina	01/15/17	21	1-7	.143	0-4	.000	2-3	.667	2	2	4	2.5	2	1	0	0	1	4	6.3	
TEMPLE	01/18/17	23	1-4	.250	1-2	.500	2-2	1.000	0	2	2	2.4	3	1	0	0	1	5	6.2	
at Tulane	01/21/17	16	2-2	1.000	0-0	.000	0-0	.000	1	1	2	2.4	1	2	3	0	0	4	6.1	
XAVIER	01/26/17	21	5-9	.556	2-5	.400	3-8	.375	1	3	4	2.5	3	1	1	0	0	15	6.6	
USF	01/29/17	20	8-11	.727	6-9	.667	4-7	.571	0	3	3	2.5	0	3	0	1	4	26	7.5	
at Tulsa	02/01/17	20	1-3	.333	0-2	.000	2-5	.400	0	0	0	2.4	4	1	1	0	2	4	7.3	
UCONN	02/04/17	21	5-9	.556	3-7	.429	2-2	1.000	0	2	2	2.3	2	1	1	0	4	15	7.7	
UCF	02/08/17	19	1-4	.250	0-2	.000	1-1	1.000	0	0	0	2.3	0	4	0	0	1	3	7.5	
at SMU	02/12/17	7	1-2	.500	1-2	.500	0-0	.000	1	0	1	2.2	2	0	0	0	1	0	3	7.3
at USF	02/15/17	31	3-6	.500	1-3	.333	0-1	.000	2	2	4	2.3	2	2	1	0	1	7	7.3	
MEMPHIS	02/23/17	22	3-7	.429	1-4	.250	2-2	1.000	1	1	2	2.3	1	4	1	1	0	9	7.3	
at UCF	2/26/17	28	3-8	.375	0-4	.000	5-8	.625	3	0	3	2.3	1	5	2	0	0	11	7.5	
HOUSTON	03/02/17	21	4-7	.571	2-5	.400	0-0	.000	1	2	3	2.3	4	0	4	0	1	10	7.6	
at UConn	3/5/17	25	6-9	.667	0-2	.000	3-3	1.000	2	1	3	2.3	1	1	1	1	0	15	7.8	
vs Tulsa	3/10/17	27	4-6	.667	1-2	.500	0-2	.000	1	2	3	2.4	2	0	3	0	0	9	7.8	
at UConn	3/11/17	27	3-5	.600	1-3	.333	4-6	.667	1	1	2	2.3	2	1	1	0	2	11	7.9	
vs SMU	3/12/17	31	4-13	.308	1-5	.200	5-6	.833	3	1	4	2.4	1	0	1	0	5	14	8.1	
vs Kansas State	03/17/17	23	4-5	.800	1-1	1.000	0-0	.000	1	2	3	2.4	3	0	0	0	0	9	8.1	
vs UCLA	03/19/17	20	7-13	.538	1-4	.250	0-0	.000	1	1	2	2.4	3	1	1	0	0	15	8.3	
Totals		0	669	99-201	.493	38-107	.355	66-87	.644	36	48	84	2.4	63	52	35	9	34	292	8.3

NON-RETURNING PLAYER CAREER STATISTICS

14

JACKSON BART

GUARD • 6-5 • 215 • 2L • OKLAHOMA CITY, OKLA. (ORAL ROBERTS)

	TOTAL				3-PTERS				REBOUNDS							
YEAR	GP-GS	MIN-AVG	FG-FGA	PCT	FG-FGA	PCT	FT-FTA	PCT	OFF-DEF-TOT	AVG	PF-FO	AST	TO	BLK	STL	PTS-AVG
2016-17	8-0	11-1.4	0-2	.000	0-2	.000	0-0	.000	0-0-0	0.0	2-0	0	0	0	0	0-0.0
2017-18	12-0	15-1.3	2-6	.333	2-5	.400	0-0	.000	1-1-2	0.2	0-0	0	0	0	0	6-0.5
TOTAL	20-0	26-1.3	2-8	.250	2-7	.286	0-0	.000	1-1-2	0.1	2-0	0	0	0	0	6-0.3

CAREER RECAP: Played in 20 games during his two-year career as a Bearcats walk-on ... scored his first collegiate points on a three-pointer against Richmond (11/21/17) in the semifinals of the Cayman Islands Classic ... connected a three-pointer against Alabama State (11/27/17) ... named an AAC All-Academic Team selection for 2017-18 ... named to the Bearcats Academic Honor Roll and Dean's List during the 2017 fall semester and 2018 spring semester.

11

GARY CLARK

FORWARD • 6-8 • 230 • 4L • CLAYTON, N.C. (CLAYTON HS)

	TOTAL				3-PTERS		REBOUNDS									
YEAR	GP-GS	MIN-AVG	FG-FGA	PCT	FG-FGA	PCT	FT-FTA	PCT	OFF-DEF-TOT	AVG	PF-FO	AST	TO	BLK	STL	PTS-AVG
2014-15	34-34	945-27.8	110-210	.524	0-5	.000	45-72	.625	94-152-246	7.2	54-0	57	38	45	35	265-7.8
2015-16	33-32	1002-30.4	126-243	.519	13-25	.520	79-115	.687	113-177-290	8.8	76-0	70	42	49	41	344-10.4
2016-17	36-35	1031-28.6	146-276	.529	14-49	.286	83-119	.697	108-175-283	7.9	67-0	76	41	42	36	389-10.8
2017-18	36-36	1025-28.5	160-304	.526	27-62	.435	117-158	.741	107-206-313	8.7	75-0	76	36	44	51	464-12.9
TOTAL	139-137	4003-28.8	542-1033	.525	54-141	.383	324-464	.698	422-710-1132	8.1	272-0	279	157	180	163	1462-10.5

CAREER RECAP: Finished career as one of three players in school history with more than 1,400 points and 1,100 rebounds along with National Basketball Hall of Famers Oscar Robertson (2,973 points/1,338 rebounds) and Jack Twyman (1,598 points/1,242 rebounds) ... started a school-record 137 games ... finished second at Cincinnati in victories (106) and consecutive games played (139); third in rebounds (1,132); fifth in blocks (180) and 16th in points (1,462) ... registered a Mick Cronin coaching era (since 2006-07) record 32 double-doubles ... finished career as one of only two players in school history to lead his team in rebounding for four seasons (Yancy Gates from 2009-12) ... helped the Bearcats record 30 or more wins in back-to-back seasons (2017, 2018) for the first time in program history ... helped the 2017-18 Bearcats tie the school record for wins in a season with 31 ... tabbed an Associated Press Honorable Mention All-American in 2017-18 ... signed a two-way contract with the Houston Rockets. He later signed a three-year deal with the organization on Dec. 6, 2018.

1

JACOB EVANS III

GUARD/FORWARD • 6-6 • 210 • 3L • BATON ROUGE, LA. (ST. MICHAEL THE ARCHANGEL HS)

	TOTAL				3-PTERS				REBOUNDS							
YEAR	GP-GS	MIN-AVG	FG-FGA	PCT	FG-FGA	PCT	FT-FTA	PCT	OFF-DEF-TOT	AVG	PF-FO	AST	TO	BLK	STL	PTS-AVG
2015-16	33-8	806-24.4	94-253	.372	45-135	.333	45-56	.804	36-99-135	4.1	61-2	54	25	27	27	278-8.4
2016-17	36-36	1138-31.6	168-355	.473	69-165	.418	82-112	.732	53-97-150	4.2	76-0	96	44	30	46	487-13.5
2017-18	36-36	1107-30.8	161-377	.427	60-162	.370	86-114	.754	50-120-170	4.7	72-1	113	63	35	47	468-13.0
TOTAL	105-80	3051-29.1	423-985	.429	174-462	.377	213-282	.755	139-316-455	4.3	209-3	263	132	92	120	1233-11.7

CAREER RECAP: Helped guide the Bearcats to an 83-22 record during his three seasons at Cincinnati, with three appearances in the NCAA Tournament and the 2017-18 American Athletic Conference regular-season and tournament championships ... ranked 31st on Cincinnati's all-time scoring list with 1,233 career points ... his .377 career three-point shooting percentage ranks fifth in school history ... earned first team all-conference accolades in 2017-18 ... selected as the 28th pick in the first round of the 2018 NBA draft by the Golden State Warriors.

24

KYLE WASHINGTON

FORWARD • 6-9 • 230 • 2L • CHAMPLIN, MINN. (NC STATE)

	TOTAL				3-PTERS				REBOUNDS							
YEAR	GP-GS	MIN-AVG	FG-FGA	PCT	FG-FGA	PCT	FT-FTA	PCT	OFF-DEF-TOT	AVG	PF-FO	AST	TO	BLK	STL	PTS-AVG
2013-14*	36-25	718-19.9	73-168	.435	0-2	.000	27-48	.563	29-110-139	3.9	77-1	16	35	21	6	173-4.8
2014-15*	34-18	604-17.8	98-210	.467	7-13	.538	28-39	.718	40-99-139	4.1	71-0	15	32	37	7	231-6.8
2016-17	36-35	889-24.7	184-361	.510	15-42	.357	81-114	.711	78-165-243	6.8	91-2	31	53	42	13	464-12.9
2017-18	36-34	838-23.3	165-327	.505	20-56	.357	57-77	.740	60-137-197	5.5	65-0	14	45	50	9	407-11.3
CIN - TOTAL	72-69	1727-24.0	349-688	.507	35-98	.357	138-191	.723	138-302-440	6.1	156-2	45	98	92	22	871-12.1
ALL*	142-112	3049-21.5	520-1066	.488	42-113	.372	193-278	.694	207-511-718	5.1	304-3	76	165	150	35	1275-9.0

* - Statistics from NC State

CAREER RECAP: During two campaigns with Cincinnati, helped the Bearcats record 30 or more wins in back-to-back seasons for the first time in program history ... helped the 2017-18 Bearcats tie the school record for wins in a season with 31 ... scored 1,275 collegiate points (871 with Cincinnati [2017, 2018] and 404 points with NC State [2014, 2015]) ... recorded 10 double-doubles at Cincinnati, tied with Octavius Ellis (2015-16) for third most during the Mick Cronin coaching era (since 2006-07) ... earned honorable mention all-conference accolades in 2017-18 and was named a second team all-league performer in 2016-17.

2018-19 BOX SCORES

GAME 1 • NOV. 7, 2018 OHIO STATE (64) AT RV/RV CINCINNATI (56) FIFTH THIRD ARENA (CINCINNATI, OHIO)

Ohio St. 64 • 1-0

#	Player		Total		3-Ptr		Rebounds			PF	TP	A	TO	Blk	Stl	Min
			FG-FGA	FG-FGA	FT-FTA	Off	Def	Tot								
24	Andre Wesson	f	2-3	2-2	0-0	0	2	2	4	6	0	2	0	0	17	
25	Kyle Young	f	2-2	0-0	6-7	3	5	8	0	10	0	1	0	0	35	
34	Kaleb Wesson	f	5-9	1-3	4-6	2	5	7	3	15	0	4	2	1	27	
01	Luther Muhammad	g	4-10	2-3	1-2	0	2	2	4	11	1	2	1	0	29	
03	C.J. Jackson	g	3-10	2-7	5-6	0	0	0	1	13	1	2	0	0	33	
02	Musa Jallow		1-3	0-0	0-0	1	1	2	3	2	0	0	2	0	11	
04	Duane Washington Jr.		1-3	1-2	0-0	0	4	4	3	3	0	0	0	0	20	
32	Keyshawn Woods		2-7	0-3	0-1	0	2	2	4	4	5	2	0	1	27	
	Team					2	4	6								
	Totals		20-47	8-20	16-22	8	25	33	22	64	7	13	5	2	199	

FG % 1st Half: 9-27 33.3% 2nd half: 11-20 55.0% Game: 20-47 42.6% Deadball Rebounds 3,1
3FG % 1st Half: 3-11 27.3% 2nd half: 5-9 55.6% Game: 8-20 40.0%
FT % 1st Half: 6-6 100.0 2nd half: 10-16 62.5% Game: 16-22 72.7%

Cincinnati 56 • 0-1

#	Player		Total		3-Ptr		Rebounds			PF	TP	A	TO	Blk	Stl	Min
			FG-FGA	FG-FGA	FT-FTA	Off	Def	Tot								
13	SCOTT, Tre	f	2-5	1-3	3-4	2	4	6	2	8	2	2	2	0	0	29
33	BROOKS, Nysier	c	3-6	0-0	1-2	4	2	6	5	7	0	1	2	0	0	24
03	JENIFER, Justin	g	2-8	1-4	0-0	0	2	2	2	5	5	1	0	1	0	27
15	BROOME, Cane	g	1-10	1-4	2-2	2	0	2	1	5	2	0	0	0	0	28
34	CUMBERLAND, Jarron	g	7-17	3-7	5-7	0	2	2	2	22	2	4	0	1	1	23
00	JOHNSON, Logan		0-2	0-1	2-2	0	0	0	2	2	0	0	2	0	0	10
02	WILLIAMS, Keith		1-6	0-2	2-2	1	2	3	1	4	0	1	1	1	1	13
05	MOORE, Trevor		1-5	0-3	0-0	0	2	2	1	2	0	0	0	1	0	18
10	FREDERICKS, Rashawn		0-2	0-2	1-2	1	1	2	1	1	0	0	0	0	0	14
22	NSOSEME, Eliel		0-1	0-0	0-0	2	4	6	2	0	1	1	0	0	0	14
	Team					7	1	8								
	Totals		17-62	6-26	16-21	19	20	39	19	56	12	10	7	4	200	

FG % 1st Half: 4-29 13.8% 2nd half: 13-33 39.4% Game: 17-62 27.4% Deadball Rebounds 5,2
3FG % 1st Half: 2-12 16.7% 2nd half: 4-14 28.6% Game: 6-26 23.1%
FT % 1st Half: 8-10 80.0% 2nd half: 8-11 72.7% Game: 16-21 76.2%

Officials: Terry Oglesby, Keith Kimble, Bill Ek
Technical fouls: Ohio St.-Luther Muhammad; TEAM. Cincinnati-None.
Attendance: 12012

Score by periods	1st	2nd	Total
Ohio St.	27	37	64
Cincinnati	18	38	56

Last FG - OSU 2nd-00:29, CIN 2nd-01:00.
Largest lead - OSU by 16 2nd-15:26, CIN by 3 1st-18:59.

Points	In	Off	2nd	Fast	Bench
OSU	18	8	14	5	9
CIN	18	12	9	8	9

Score tied - 0 times.
Lead changed - 1 time.

GAME 3 • NOV. 16, 2018 MILWAUKEE (63) AT --/RV CINCINNATI (74) FIFTH THIRD ARENA (CINCINNATI, OHIO)

Milwaukee 63 • 0-4

#	Player		Total		3-Ptr	Rebounds				PF	TP	A	TO	Blk	Stl	Min
			FG-FGA	FG-FGA	FT-FTA	Off	Def	Tot								
12	Amir Allen	f	3-4	0-0	0-2	1	3	4	1	6	1	0	0	0	0	18
02	Bobby Arthur-William	g	0-5	0-1	2-2	1	1	2	2	2	1	0	0	0	0	24
05	Carson Warren-Newso	g	6-10	4-4	2-3	1	5	6	4	18	7	4	0	0	0	33
13	Jake Wright	g	1-6	1-6	0-0	0	2	2	2	3	0	0	0	0	0	26
20	Darius Roy	g	6-13	1-4	0-0	0	4	4	3	13	1	4	0	2	3	39
00	Bryce Barnes	g	1-1	0-0	0-0	0	1	1	0	2	0	1	0	0	0	5
01	DeAndre Abram	g	4-11	2-6	0-0	2	1	3	2	10	0	2	0	0	0	29
04	Will Sessoms	g	1-1	0-0	0-0	0	0	0	3	2	0	0	0	0	0	5
11	Vance Johnson	g	3-4	1-1	0-0	0	1	1	2	7	1	0	0	0	0	19
25	Jamar Madge	g	0-0	0-0	0-0	0	0	0	0	0	0	0	0	0	0	0+
34	Tyler Behrendt	g	0-1	0-1	0-0	0	0	0	0	0	0	0	0	0	0	0+
54	Elijah Goodman	g	0-0	0-0	0-0	0	0	0	0	0	0	0	0	0	0	0+
Team						2	0	2								
Totals			25-56	9-23	4-7	7	18	25	19	63	11	11	0	2		198

FG % 1st Half: 14-27 51.9% 2nd half: 11-29 37.9% Game: 25-56 44.6% Deadball Rebounds 1
3FG % 1st Half: 5-10 50.0% 2nd half: 4-13 30.8% Game: 9-23 39.1%
FT % 1st Half: 0-0 0.0% 2nd half: 4-7 57.1% Game: 4-7 57.1%

Cincinnati 74 • 2-1

#	Player		Total	3-Ptr	Rebounds			PF	TP	A	TO	Blk	Stl	Min		
			FG-FGA	FG-FGA	FT-FTA	Off	Def								Tot	
13	SCOTT, Tre	f	6-13	1-3	2-4	2	8	10	1	15	2	1	0	2	38	
33	BROOKS, Nysier	c	5-5	0-0	2-5	4	6	10	0	12	0	1	2	0	29	
02	WILLIAMS, Keith	g	3-7	0-2	6-8	1	1	2	1	12	1	2	0	1	23	
15	BROOME, Cane	g	8-12	1-4	0-0	0	1	1	0	17	4	1	0	3	36	
34	CUMBERLAND, Jarron	g	5-13	2-6	2-2	1	4	5	3	14	1	3	0	0	26	
00	JOHNSON, Logan		2-2	0-0	0-0	1	1	2	1	4	6	0	0	1	21	
05	MOORE, Trevor		0-1	0-1	0-0	0	0	0	0	0	1	0	0	0	10	
10	FREDERICKS, Rashawn		0-4	0-3	0-0	1	1	2	0	0	1	0	1	0	8	
22	NSOSEME, Eliel		0-1	0-0	0-1	2	2	4	1	0	0	0	0	0	9	
Team						0	1	1								
Totals				29-58	4-19	12-20	12	25	37	7	74	16	8	3	7	200

FG % 1st Half: 14-30 46.7% 2nd half: 15-28 53.6% Game: 29-58 50.0% Deadball Rebounds 7,1
3FG % 1st Half: 2-10 20.0% 2nd half: 2-9 22.2% Game: 4-19 21.1%
FT % 1st Half: 3-10 30.0% 2nd half: 9-10 90.0% Game: 12-20 60.0%

Officials: Bill Jacobson, Todd Austin, Doug Simmons
Technical fouls: Milwaukee-None. Cincinnati-None.
Attendance: 10163

Score by periods	1st	2nd	Total
Milwaukee	33	30	63
Cincinnati	33	41	74

Last FG - MKE 2nd-00:48, CIN 2nd-02:16.
Largest lead - MKE by 9 1st-14:44, CIN by 11 2nd-03:53.

Points	In	Off	2nd	Fast	Bench
MKE	24	10	7	10	21
CIN	32	13	17	19	4

Score tied - 5 times.
Lead changed - 5 times.

GAME 2 • NOV. 13, 2018 NORTH CAROLINA CENTRAL (51) AT --/RV CINCINNATI (73) FIFTH THIRD ARENA (CINCINNATI, OHIO)

N.C. Central 51 • 0-2

#	Player	Total			Rebounds			PF	TP	A	TO	Blk	Stl	Min	
		FG-FGA	3-Ptr	FT-FTA	Off	Def	Tot								
01	Zacary Douglas	f	3-4	0-0	1-2	1	5	6	3	7	1	2	0	1	38
32	Raasean Davis	c	3-8	0-0	2-4	6	6	12	5	8	0	4	0	0	35
00	Larry McKnight Jr.	g	1-6	1-3	0-0	1	1	2	0	3	0	0	0	1	18
04	Jordan Perkins	g	0-5	0-0	0-0	0	0	0	2	0	6	2	0	1	30
11	Randy Miller Jr.	g	7-13	5-8	2-2	0	0	0	4	21	1	2	0	0	30
03	Roderick Taylor		0-1	0-0	0-0	0	0	0	1	0	0	0	0	0	5
05	Reggie Gardner Jr.		3-7	2-4	0-0	0	2	2	2	8	4	2	1	0	20
10	Rashann London		0-2	0-1	4-4	0	0	0	1	4	0	2	0	0	18
20	Julian Walters		0-1	0-1	0-0	0	1	1	0	0	0	0	0	1	4
55	John Guerra		0-0	0-0	0-0	0	0	0	0	0	0	0	0	0	1
	Team					2	1	3				1			
Totals			17-47	8-17	9-12	10	16	26	18	51	12	15	1	4	199

FG % 1st Half: 7-26 26.9% 2nd half: 10-21 47.6% Game: 17-47 36.2% Deadball Rebounds 2,1
3FG % 1st Half: 3-8 37.5% 2nd half: 5-9 55.6% Game: 8-17 47.1%
FT % 1st Half: 2-4 50.0% 2nd half: 7-8 87.5% Game: 9-12 75.0%

Cincinnati 73 • 1-1

#	Player		Total		3-Ptr		Rebounds		PF	TP	A	TO	Blk	Stl	Min
			FG-FGA	FG-FGA	FT-FTA	Off Def Tot									
13	SCOTT, Tre	f	6-6	0-0	0-0	1	2	3	0	12	2	1	1	1	29
33	BROOKS, Nysier	c	2-4	0-0	1-2	0	7	7	2	5	1	0	2	0	23
02	WILLIAMS, Keith	g	7-12	1-2	0-1	3	1	4	2	15	3	1	3	2	26
03	JENIFER, Justin	g	4-5	2-3	0-0	0	0	0	1	10	6	0	0	2	22
34	CUMBERLAND, Jarron	g	4-9	2-5	0-1	0	2	2	1	10	3	3	1	2	24
00	JOHNSON, Logan	g	3-6	0-1	2-2	2	2	4	0	8	2	2	0	0	18
05	MOORE, Trevor	g	1-3	0-1	1-1	0	0	0	2	3	1	0	0	0	16
10	FREDERICKS, Rashawn	g	1-1	0-0	1-2	0	0	0	1	3	1	1	0	0	11
15	BROOME, Cane	g	0-3	0-2	0-0	0	0	0	2	0	0	2	0	0	14
20	DIARRA, Mamoudou	g	1-1	0-0	0-0	0	2	2	1	2	0	0	0	0	4
22	NSOSEME, Eliel	g	2-3	0-0	1-3	0	4	4	1	5	0	1	1	1	13
Team						4	1	5				2			

2018-19 BOX SCORES

GAME 5 • NOV. 23, 2018 • EMERALD COAST CLASSIC SEMIFINALS GEORGE MASON (55) VS CINCINNATI (71) THE ARENA (NICEVILLE, FLA.)

George Mason 55 • 2-4

#	Player	Total		3-Ptr		Rebounds			PF	TP	A	TO	Blk	Stl	Min
		FG-FGA	FG-FGA	FT-FTA	Off Def Tot										
00	Mar,G.	* 1-2	1-2	0-0	0 0 1	3	3	0	3	0	3	0	0	0	15
02	Livingston,O.	* 4-9	1-4	0-1	0 0 0	4	9	5	3	0	0	4	29		
05	Grayer,J.	* 3-8	2-6	0-0	2 0 2	1	8	1	1	1	0	0	27		
23	Greene,J.	* 4-8	1-5	2-2	0 1 1	5	11	1	1	0	1	19			
31	Reuter,J.	* 2-8	0-1	2-6	0 0 0	0	6	0	1	1	0	22			
01	Kier,J.	3-6	0-1	0-2	0 3 3	3	6	4	4	0	3	34			
10	Hartwell,J.	1-2	1-1	0-0	0 1 1	0	3	0	0	0	0	11			
12	Wilson,A.	1-3	0-1	0-0	1 3 4	1	2	0	0	1	0	13			
32	Boyd,I.	2-3	1-2	0-0	0 1 1	1	5	0	0	0	0	23			
33	Calixte,G.	1-1	0-0	0-0	0 2 2	1	2	1	0	0	0	7			
Team					3 2 5										
Totals		22-50	7-23	4-11	6 14 20	19	55	12	16	3	8	200			

FG % 1st Half: 9-22 40.9% 2nd half: 13-28 46.4% Game: 22-50 44.0% Deadball Rebounds 5,1
3FG % 1st Half: 4-11 36.4% 2nd half: 3-12 25.0% Game: 7-23 30.4%
FT % 1st Half: 1-4 25.0% 2nd half: 3-7 42.9% Game: 4-11 36.4%

Cincinnati 71 • 4-1

#	Player	Total		3-Ptr		Rebounds			PF	TP	A	TO	Blk	Stl	Min
		FG-FGA	FG-FGA	FT-FTA	Off Def Tot										
02	WILLIAMS, Keith	* 3-5	0-1	0-0	1 2 3	3	6	0	1	0	2	17			
03	JENIFER, Justin	* 2-6	0-0	0-0	0 1 1	1	4	3	0	0	0	25			
13	SCOTT, Tre	* 7-9	0-0	0-1	2 6 8	2	14	1	1	1	0	37			
33	BROOKS, Nysier	* 1-3	0-0	1-2	2 1 3	4	3	0	1	0	1	20			
34	CUMBERLAND, Jarron	* 2-11	1-2	6-8	0 6 6	1	11	1	3	2	3	31			
00	JOHNSON, Logan	0-0	0-0	0-0	0 1 1	0	0	0	1	0	0	5			
05	MOORE, Trevor	0-0	0-0	0-0	0 1 1	0	0	0	3	0	2	5			
10	FREDERICKS, Rashawn	5-6	1-2	0-0	0 0 0	1	11	0	0	0	0	11			
15	BROOME, Cane	7-13	0-2	7-8	0 1 1	0	21	2	2	0	0	32			
22	NSOSEME, Eliel	0-0	0-0	1-2	0 4 4	2	1	0	1	0	1	15			
32	KOZ, John	0-0	0-0	0-0	0 0 0	0	0	0	0	0	0	2			
Team					5 0 5										
Totals		27-53	2-7	15-21	10 23 33	14	71	7	13	3	9	200			

FG % 1st Half: 12-27 44.4% 2nd half: 15-26 57.7% Game: 27-53 50.9% Deadball Rebounds 7,1
3FG % 1st Half: 1-4 25.0% 2nd half: 1-3 33.3% Game: 2-7 28.6%
FT % 1st Half: 7-10 70.0% 2nd half: 8-11 72.7% Game: 15-21 71.4%

Officials: John Higgins, Jeff Anderson, John Gaffney
Technical fouls: George Mason-None. Cincinnati-None.
Attendance: 1250

Score by periods	1st	2nd	Total
George Mason	23	32	55
Cincinnati	32	39	71

Last FG - MASON 2nd-00:40, CIN 2nd-00:03.
Largest lead - MASON None, CIN by 21 2nd-10:51.

Points	In	Off	2nd	Fast	Bench
MASON	Paint	T/O	Chance	Break	
CIN	28	15	5	0	18
	30	15	9	0	33

Score tied - 0 times.
Lead changed - 0 times.

GAME 6 • NOV. 24, 2018 • EMERALD COAST CLASSIC CHAMPIONSHIP CINCINNATI (71) VS. OLE MISS (57) THE ARENA (NICEVILLE, FLA.)

Cincinnati 71 • 5-1

#	Player	Total		3-Ptr		Rebounds			PF	TP	A	TO	Blk	Stl	Min
		FG-FGA	FG-FGA	FT-FTA	Off Def Tot										
02	WILLIAMS, Keith	* 2-6	2-2	3-6	2 3 5	4	9	0	0	0	0	24			
03	JENIFER, Justin	* 3-6	1-2	0-0	0 1 1	1	7	0	1	0	0	27			
13	SCOTT, Tre	* 3-6	0-0	3-6	2 7 9	3	9	0	1	2	1	33			
33	BROOKS, Nysier	* 1-1	0-0	2-2	1 3 4	3	4	1	0	1	1	22			
34	CUMBERLAND, Jarron	* 5-17	2-8	13-14	1 2 3	1	25	2	0	2	0	33			
00	JOHNSON, Logan	1-3	0-0	1-2	1 1 2	1	3	1	1	1	0	12			
05	MOORE, Trevor	0-0	0-0	0-0	0 0 0	0	0	0	0	0	0	0+			
10	FREDERICKS, Rashawn	1-1	0-0	1-2	0 2 2	1	3	1	2	0	0	15			
15	BROOME, Cane	3-7	1-2	2-3	0 1 1	0	9	4	1	0	2	24			
20	DIARRA, Mamoudou	0-0	0-0	0-0	0 1 1	0	0	0	0	0	0	2			
22	NSOSEME, Eliel	1-3	0-0	0-0	1 1 2	3	2	0	1	0	0	8			
31	MARTIN, Sam	0-0	0-0	0-0	0 0 0	0	0	0	0	0	0	0+			
Team					3 0 3	1									
Totals		20-50	6-14	25-35	11 22 33	18	71	9	7	6	4	200			

FG % 1st Half: 9-22 40.9% 2nd half: 11-28 39.3% Game: 20-50 40.0% Deadball Rebounds 10,3
3FG % 1st Half: 3-7 42.9% 2nd half: 3-7 42.9% Game: 6-14 42.9%
FT % 1st Half: 16-21 76.2% 2nd half: 9-14 64.3% Game: 25-35 71.4%

Ole Miss 57 • 3-2

#	Player	Total		3-Ptr		Rebounds			PF	TP	A	TO	Blk	Stl	Min
		FG	FTA	FG	FTA	Off	Def	Tot							
02	Shuler,D.	* 9-14	2-5	4-4	1	5	6	0	24	0	1	1	1	33	
03	Davis,T.	* 0-6	0-5	0-0	1	3	4	3	0	2	3	1	0	31	
04	Tyree,B.	* 4-11	0-5	6-6	0	1	1	2	14	1	2	1	0	32	
12	Stevens,B.	* 3-6	0-1	2-2	1	2	3	5	8	0	1	0	1	24	
14	Buffen,K.	* 0-1	0-0	2-3	0	6	6	4	2	0	2	1	0	28	
00	Hinson,B.	1-5	1-5	0-0	0	1	1	4	3	0	1	1	0	14	
01	Naylor,Z.	0-0	0-0	0-0	0	0	0	1	0	0	0	0	0	5	
05	Halums,B.	0-3	0-0	0-0	1	0	1	2	0	0	0	0	0	7	
15	Olejniczak,D.	2-4	0-0	2-2	2	0	2	4	6	0	0	1	1	14	
15	Rodriguez,L.	0-0	0-0	0-0	0	0	0	0	0	0	1	0	0	6	
20	Davis,D.	0-1	0-0	0-0	0	0	0	1	0	0	0	0	0	6	
Team					2	1	3								
Totals		19-51	3-21	16-17	8	19	27	26	57	3	11	6	3	200	

FG % 1st Half: 11-28 39.3%
3FG % 1st Half: 3-10 30.0%
FT % 1st Half: 8-9 88.9%

2nd half: 8-23 34.8%
2nd half: 0-11 0.0%
2nd half: 8-8 100.0%

Game: 19-51 37.3%
Game: 3-21 14.3%
Game: 16-17 94.1%

Deadball Rebounds
0

Officials: John Higgins, Mike Eades, Pat Adams
Technical fouls: Cincinnati-TEAM. Ole Miss-Davis,T..
Attendance: 1250
Outstanding Performer - Jarron Cumberland (CIN)

Score by periods	1st	2nd	Total
Cincinnati	37	34	71
Ole Miss	33	24	57

Last FG - CIN 2nd-05:08, MISS 2nd-05:29.
Largest lead - CIN by 18 2nd-02:27, MISS by 3 1st-19:18.

Points	In	Off	2nd	Fast	Bench
CIN	Paint	T/O	Chance	Break	
MISS	20	17	9	0	17
	22	11	6	0	9

Score tied - 3 times.
Lead changed - 1 time.

GAME 7 • NOV. 27, 2018 ARKANSAS-PINE BLUFF (49) AT CINCINNATI (105) FIFTH THIRD ARENA (CINCINNATI, OHIO)

Ark.-Pine Bluff 49 • 2-5

#	Player	Total		3-Ptr		Rebounds			PF	TP	A	TO	Blk	Stl	Min
		FG-FGA	FG-FGA	FT-FTA	Off Def Tot										
12	Terrance Banyard	f 2-5	0-1	4-4	2 1 3	2	8	1	1	0	1	23			
21	Shaun Doss	f 2-9	0-3	2-4	2 3 5	2	6	0	7	0	2	2			
13	Trevor Banks	c 2-5	0-0	4-5	3 0 3	3	8	1	0	0	1	1			
01	Charles Jackson	g 2-6	2-6	0-0	0 2 2	1	6	1	4	0	1	18			
23	Martaveous Mcknight	g 2-11	0-5	3-4	0 4 4	0	7	1	4	0	1	28			
00	Dwayne Whitfield	0-1	0-0	0-0	0 0 0	0	0	0	0	0	0	4			
04	Jordan Mcnair	0-0	0-0	0-0	0 0 0	0	0	0	0	0	0	2			
05	Anthony Davis Jr	0-2	0-1	0-0	0 1 1	1	0	0	2	0	0	13			
10	Quamauri Hardy	0-0	0-0	0-0	1 1 2	1	0	3	1	0	0	6			
14	Marcus Wallace	2-3	0-1	0-0	0 0 0	2	4	1	1	0	0	9			
25	Christian Robertson	0-2	0-0	0-0	0 0 0	2	0	0	3	0	0	10			
30	Cameron Posey	3-4	2-3	0-0	0 2 2	1	8	2	6	0	0	21			
34	Chris Smith	1-1	0-0	0-0	1 2 3	4	2	0	0	0	0	11			
40	J'Breun Sprinkle	0-1	0-1	0-0	0 0 0	0	0	1	0	0	1	2			
Team					4 0 4										
Totals		16-50	4-21	13-17	13 16 29	19	49	11	31	0	7	200			

FG % 1st Half: 6-20 30.0% 2nd half: 10-30 33.3% Game: 16-50 32.0% Deadball Rebounds 2,1
3FG % 1st Half: 1-10 10.0% 2nd half: 3-11 27.3% Game: 4-21 19.0%
FT % 1st Half: 9-11 81.8% 2nd half: 4-6 66.7% Game: 13-17 76.5%

Cincinnati 105 • 6-1

#	Player	Total			3-Ptr			Rebounds			PF	TP	A	TO	Blk	Stl	Min
		FG	FGA	FG-FGA	FT	FTA	Off	Def									
13	SCOTT, Tre	c	4-7	0-0	3-4	2	5	7	3	11	1	4	0	1	1	16	
34	BROOKS, Nysier	f	2-3	0-0	2-4	1	2	3	3	6	0	1	0	0	16		
02	WILLIAMS, Keith	g	6-9	0-1	0-0	1	1	2	0	12	2	1	0	1	26		
03	JENIFER, Justin	g	4-6	3-5	2-2	0	1	1	2	13	2	0	0	1	16		
34	CUMBERLAND, Jarron	g	4-6	2-3	0-0	0	2	2	0	10	6	2	0	1	14		
00	JOHNSON, Logan		3-5	1-2	1-3	0	3	3	0	8	2	1	1	4	19		
2	MOORE, Trevor		2-4	1-3	0-0	0	0	2	2	10	4	0	1	3	22		
10	FREDERICKS, Rashawn		4-8	2-2	0-0	1	2	3	2	10	1	3	2	1	23		
15	BROOME, Cane		4-5	1-2	3-3	1	0	1	2	11	0	0	0	1	15		
20	DIARRA, Mamoudou		4-6	1-1	0-0	0	2	2	2	9	0	0	0	0	14		
22	NSOSEME, Eliel		2-3	0-0	1-2	2	1	3	0	5	0	1	1	0	12		
31	MARTIN, Sam		2-2	0-0	1-1	0	0	0	0	5	1	0	0	0	5		
32	KOZ, John		0-0	0-0	0-0	0	1	1	0	0	0	1	0	0	2		
Team						0	1	1	0								
Totals			41-64	11-19	12-18	8	23	31	17	105	19	14	6	13	200		
FG 1st Half: 24-38 63.2% 2nd half: 17-26 65.4% Game: 41-64 64.1%																	
3FG 1st Half: 5-10 60.0% 2nd half: 5-9 55.6% Game: 11-19 57.9%																	
FT 1st Half: 6-8 62.5% 2nd half: 7-9 70.0% Game: 12-18 66.7%																	
																Deadball Rebounds	
																4	

2018-19 BOX SCORES

GAME 9 • DEC. 4, 2018
NKU (65) AT --/RV CINCINNATI (78)
FIFTH THIRD ARENA (CINCINNATI, OHIO)

#	Player	Total FG-FGA	3-PT FG-FTA	FT-FTA	Off	Def	Total	PF	TP	A	TO	Blk	Stl	Min
32	Dantez Walton	f 2-11	2-7	2-2	3	2	5	5	8	2	2	0	1	22
34	Drew McDonald	f 3-15	2-4	0-0	1	7	8	3	8	2	4	0	0	36
05	Zaynah Robinson	g 3-5	2-3	0-0	1	1	2	2	8	2	0	0	1	28
12	Trevon Faulkner	g 3-3	0-0	1-1	2	0	2	3	7	0	0	1	0	16
15	Tyler Sharpe	g 6-9	4-7	0-0	2	2	4	1	16	1	2	0	0	30
00	Silas Adgeke	0-0	0-0	0-0	0	0	0	3	0	0	0	0	1	6
02	Paul Djoko	0-0	0-0	0-0	0	0	0	0	0	0	2	2	0	12
11	Jalen Tate	5-13	1-4	2-6	2	1	3	3	13	3	2	0	2	29
33	Chris Vogt	2-4	0-0	1-6	1	1	2	2	5	1	1	0	0	21
	Team				4	1	5							
	Totals	24-60	11-25	6-15	16	15	31	22	65	11	13	3	5	200
	FG % 1st Half:	11-30	36.7%	2nd half:	13-30	43.3%	Game:	24-60	40.0%					Deadball
	3FG % 1st Half:	4-12	33.3%	2nd half:	7-13	53.8%	Game:	11-25	44.0%					Rebounds
	FT % 1st Half:	2-5	40.0%	2nd half:	4-10	40.0%	Game:	6-15	40.0%					5.1

#	Player		Total		3-Ptr		Rebounds					A	TO	Blk	Stl	Min
			FG-FGA	FG-FG%	FT-FTA	FT-FT%	Off	Def	Tot	PF	TP					
13	SCOTT, Tre	f	5-8	0-0	12-13	3	7	10	0	22	3	1	1	0	28	
33	BROOKS, Nysier	c	4-5	0-0	2-2	1	1	2	3	10	0	1	3	0	18	
02	WILLIAMS, Keith	g	3-9	0-3	4-8	2	2	4	3	10	0	2	1	1	23	
03	JENIFER, Justin	g	3-3	2-2	2-2	0	3	3	0	10	3	0	0	0	20	
34	CUMBERLAND, Jarron	g	4-9	2-4	2-4	0	1	1	1	12	5	3	0	0	30	
00	JOHNSON, Logan		1-3	0-1	0-0	0	2	2	2	2	2	0	0	1	12	
05	MOORE, Trevor		0-1	0-1	0-0	0	2	2	1	0	1	1	0	0	12	
10	FREDERICKS, Rashawn		1-2	0-1	0-0	1	1	2	1	2	0	2	0	1	12	
15	BROOME, Cane		1-8	0-1	2-2	2	1	3	1	4	1	0	0	2	22	
22	NSOSEME, Eliel		2-4	0-0	2-2	4	4	8	0	6	0	0	0	1	22	
31	MARTIN, Sam		0-0	0-0	0-0	0	0	0	0	0	0	0	0	0	1	
Team						2	0	2	39	12		1				
Totals			24-52	4-13	26-33	15	24	39	12	78	15	11	5	6	200	
FG % 1st Half: 13-31			41.9%	2nd half: 11-21		52.4%	Game: 24-52			46.2%	Deadball Rebounds 4					
3FG % 1st Half: 3-8			37.5%	2nd half: 1-5		20.0%	Game: 4-13			30.8%						
FT % 1st Half: 16-18			88.9%	2nd half: 10-15		66.7%	Game: 26-33			78.8%						

Officials: Isaac Barnett, Marques Pettigrew, Joe Lindsay
 Technical fouls: Northern Ky.-TEAM. Cincinnati-None.
 Attendance: 11218

Score by periods	1st	2nd	Total
Northern Ky.	28	37	65
Cincinnati	45	33	78

Last FG - NKU 2nd-00:19, CIN 2nd-01:21.
Largest lead - NKU by 3 1st-18:43, CIN by 20 1st-02:54.

Score tied - 2 times.
Lead changed - 3 times.

GAME 11 • DEC. 15, 2018
RV/RV CINCINNATI (59) AT 18/17 MISSISSIPPI STATE (70)
HUMPHREY COLISEUM (STARKVILLE, MISS.)

#	Player		Total	3-Ptr	Rebounds			PF	TP	A	TO	Blk	Stl	Min	
			FG-FGA	FG-FGA	FT-FTA	Off	Def								Tot
13	SCOTT, Tre	f	2-9	0-0	1-2	1	3	4	5	0	1	1	1	27	
32	BROOKS, Nysier	c	2-4	0-0	2-6	2	6	8	5	0	3	1	0	20	
03	WILLIAMS, Keith	g	6-13	1-4	5-6	1	1	2	4	15	2	1	2	1	37
03	JENIFER, Justin	g	1-2	0-1	0-0	0	1	1	3	2	4	1	0	1	28
34	CUMBERLAND, Jarron	q	7-16	2-5	5-5	2	2	4	2	21	0	5	0	2	37
00	JOHNSON, Logan		0-0	0-0	0-0	0	0	0	0	0	0	0	0	0	3
05	MOORE, Trevor		0-1	0-1	0-0	0	0	0	0	0	0	0	0	0	4
10	FREDERICKS, Rashawn		1-3	0-2	3-3	3	2	5	1	5	0	0	0	0	17
15	BROOME, Cane		0-3	0-1	2-2	0	1	1	0	2	3	2	0	1	10
22	NOSOESE, Eliele		0-0	0-0	0-0	1	1	2	2	0	0	0	1	0	17
	Team					1	2	3							
	Totals		19-51	3-14	18-24	11	19	30	21	59	9	13	5	6	200
	FG % 1st Half:	11-29	37.9%	2nd half:	8-22	36.4%	Game:	19-51	37.3%						Deadball Rebounds
	3FG % 1st Half:	2-7	28.6%	2nd half:	1-7	14.3%	Game:	3-14	21.4%						
	FT % 1st Half:	8-10	80.0%	2nd half:	10-14	71.4%	Game:	18-24	75.0%						

#	Player		Total		3-PT		Rebounds			PF	TP	A	TO	Blk	Stl	Min
			FG	FGA	FG	FGA	FT	FTA	Off							
24	Abdul Ado	f	0-1	0-0	3-5	0	4	4	2	3	0	1	0	1	17	
35	Aric Holman	f	2-7	1-3	2-4	7	3	10	1	7	4	2	3	1	30	
00	Nick Waterspoon	g	3-10	2-4	0-0	0	3	3	2	8	1	3	0	1	33	
02	Lamar Peters	g	5-11	3-8	1-2	0	2	2	4	14	9	2	0	2	29	
11	Q Waterspoon	g	3-6	3-3	5-7	1	5	6	4	14	2	2	1	0	30	
01	Reggie Perry	g	4-4	1-1	3-5	2	2	4	2	12	0	1	1	0	27	
12	Robert Woodard II	g	0-1	0-0	0-0	0	2	2	0	0	0	1	0	0	6	
22	KeyShawn Feazell	g	0-0	0-0	0-0	0	0	0	0	0	0	0	0	0	3	
23	Tyson Carter	g	5-8	2-4	0-0	0	0	0	3	12	0	1	0	0	25	
Team						1	2	3								
Totals			22-48	12-23	14-23	11	23	34	18	70	16	13	5	5	200	

FG % 1st Half: 11-25 44.0%

2nd half: 11-23 47.8%

3FG % 1st Half: 7-12 58.3%

2nd half: 5-11 45.5%

FT % 1st Half: 8-11 72.7%

2nd half: 6-12 50.0%

Game: 22-28 45.8%

Game: 12-23 52.2%

Game: 14-23 60.9%

Deadball
Rebounds
5

Officials: Joe Lindsay, Pat Adams, Olandis Poole
Technical fouls: Cincinnati-None. Mississippi State-None.
Attendance: 9120

Score by periods	1st	2nd	Total
Cincinnati	32	27	59
Mississippi State	37	33	70

Last FG - CIN 2nd-02:02, MS 2nd-00:05.
Largest lead - CIN by 2 1st-17:48, MS by 12 2nd-03:11.

Score tied - 8 times.
Lead changed - 6 times.

**GAME 10 • DEC. 8, 2018 • SKYLINE CHILI CROSSTOWN SHOOTOUT
XAVIER (47) AT --/RV CINCINNATI (62)
FIFTH THIRD ARENA (CINCINNATI, OHIO)**

#	Player		Total FG-FGA	3-PTG FG-FGA	FT-FTA	Off Def Tot	PF	TP	A TO Blk Stl	Min
00	Tyrrique Jones	f	1-3	0-0	0-0	3 4 7	1	2	0 0 0 0	26
13	Naji Marshall	f	2-13	1-8	3-4	1 6 7	1	8	1 2 1 0	38
01	Paul Scruggs	g	4-8	1-2	2-2	3 2 5	3	11	0 3 1 1	31
02	Kyle Castlin	g	0-5	0-3	0-1	0 2 2	0	0	1 0 0 0	27
03	Quentin Goodin	g	5-12	1-7	1-2	0 2 2	5	12	5 3 0 1	37
11	Keonte Kennedy		0-1	0-1	0-0	0 0 0	2	0	1 1 0 0	12
32	Ryan Welage		3-5	2-4	0-0	0 1 1	2	8	0 0 0 0	15
35	Zach Hankins		3-4	0-0	0-0	0 3 3	0	6	0 1 0 0	14
	Team					0 3 3			2	
	Totals		18-51	5-25	6-9	7 23 30	14	47	8 12 2 3	200
	FG % 1st Half:	7-25	28.0%	2nd half:	11-26	42.3%	Game:	18-51	35.3%	
	3FG % 1st Half:	3-15	20.0%	2nd half:	2-10	20.0%	Game:	5-25	20.0%	
	FT % 1st Half:	5-6	83.3%	2nd half:	1-3	33.3%	Game:	6-9	66.7%	Deadball Rebounds 3,2

#	Player	Total		3-Ptr		Rebounds			PF		TP		A TO		Blk Stl		Min
		FG	FGA	FG	FGA	FT	FTA	Off Def Tot									
13	SCOTT, Tre	f	5-11	0-0	0-0	2	8	10	2	10	0	0	1	1			34
32	BROOKS, Nysier	c	2-4	0-0	0-2	3	1	4	3	4	0	0	0	0			22
02	WILLIAMS, Keith	g	7-14	0-3	2-2	1	3	4	1	16	0	1	2	0			31
03	JENIFER, Justin	g	1-5	1-4	4-4	0	0	0	1	7	9	1	0	0			29
34	CUMBERLAND, Jarron	g	7-15	3-6	2-3	2	2	4	3	19	4	1	1	2			36
00	JOHNSON, Logan		0-0	0-0	0-0	0	0	0	1	0	0	0	0	0			1
05	MOORE, Trevor		1-1	1-1	0-0	0	1	1	1	3	0	0	0	1			7
10	FREDERICKS, Rashawn		0-2	0-0	0-0	0	0	0	1	0	0	0	0	0			6
15	BROOME, Cane		1-5	0-4	1-2	0	3	3	1	3	3	2	0	0			17
22	NSOSEME, Eliel		0-2	0-0	0-0	4	3	7	0	0	0	0	0	0			16
31	MARTIN, Sam		0-0	0-0	0-0	0	0	0	0	0	0	0	0	0			1
Team						0	3	3									
Totals			24-59	5-18		9-13	12	24	36	14	62	16	5	4	4		200
FG % 1st Half:		12-33	36.4%	2nd half:		12-26	46.2%	Game:		24-59	40.7%	Deadball Rebounds					
3FG % 1st Half:		3-9	33.3%	2nd half:		2-9	22.2%	Game:		5-18	27.8%						
FT % 1st Half:		1-2	50.0%	2nd half:		8-11	72.7%	Game:		9-13	69.2%						

Officials: Lee Cassell, Pat Adams, Don Dailey
Technical fouls: Xavier-TEAM. Cincinnati-None.
Attendance: 12513

	In Paint	Off T/O	2nd Chance	Fast Break	Bench
Points					
XU	22	2	6	4	14
CIN	28	17	12	6	6

Last FG - XU 2nd-01:06, CIN 2nd-03:18.
Largest lead - XU by 4 1st-09:12, CIN by 20 2nd-04:40.

Score tied - 2 times.
Lead changed - 9 times.

GAME 12 • DEC. 19, 2018
UCLA (64) AT RV/RV CINCINNATI (93)
FIFTH THIRD ARENA (CINCINNATI, OHIO)

#	Player	Total FG-FGA	3-Ptr FG-FGA	FT-FTA	Rebounds Off Def Tot	PF	TP	A	To	Bk	Stl	Min.
02	Cody Riley	f 3-6	0-0	5-6	2 8 10	3	11	1	2	1	0	31
01	Moses Brown	c 6-9	0-0	0-0	2 4 6	4	12	0	2	3	0	28
04	Jaylen Hands	g 1-5	1-5	0-1	0 4 4	3	3	12	3	1	0	31
13	Kris Wilkes	g 6-12	5-8	4-5	0 1 1	2	21	0	4	0	0	34
23	Prince Ali	g 3-9	2-8	1-2	0 0 0	1	9	2	0	0	1	23
03	Julius Bernard	g 1-2	0-1	1-2	0 1 1	4	3	0	2	0	0	11
05	Chris Smith	g 0-4	0-1	0-0	0 1 1	0	0	1	0	0	0	14
14	Kenneth Nwuaba	g 0-1	0-0	0-0	0 0 0	0	0	0	0	0	0	11
24	Jalen Hill	g 0-1	0-0	0-0	1 0 1	1	0	0	0	0	0	3
34	David Singleton	g 1-3	1-3	2-2	0 0 0	1	5	0	0	0	0	14
	Team				0 0 1	1		1				200
	Totals	21-52	9-26	13-18	5 20 25	19	64	16	14	5	1	174
FG % 1st Half:		10-25	40.0%	2nd half:	11-27	40.7%	Game:	21-52	40.4%	Deadball		
3FG % 1st Half:		5-15	33.3%	2nd half:	4-11	36.4%	Game:	9-26	34.6%	Rebounds		
FT % 1st Half:		6-8	75.0%	2nd half:	7-10	70.0%	Game:	13-18	72.2%	2.2		

#	Player		Total			Rebounds			PF	TP	A	To	Bk	Stl	Min.
			FG-FGA	FG-FTg	FT-FTA	Off	Def	Tot							
13	SCOTT, Tre	f	2-5	0-2	3-4	2	3	5	0	7	4	0	1	1	21
33	BROOKS, Nysier	c	5-6	0-0	4-5	1	5	6	3	14	3	0	2	1	19
02	WILLIAMS, Keith	g	8-13	3-4	0-1	0	3	3	3	19	4	0	0	0	25
03	JENIFER, Justin	g	4-7	3-5	0-0	0	0	0	1	11	5	0	0	1	22
34	CUMBERLAND, Jarron	g	9-17	4-5	3-4	3	2	5	3	25	2	2	0	2	27
00	JOHNSON, Logan		1-1	0-0	5-6	0	1	1	1	7	0	1	0	0	6
05	MOORE, Trevor		1-4	1-3	0-0	0	3	3	2	3	0	0	0	2	19
10	FREDERICKS, Rashawn		1-2	1-2	0-0	1	3	4	0	3	0	0	0	0	20
15	BROOME, Cane		1-4	0-0	0-0	0	2	2	1	2	3	1	0	0	16
20	DIARRA, Mamoudou		0-2	0-0	0-0	0	1	1	0	0	1	0	0	0	5
22	NSOSEME, Elieud		1-2	0-0	0-0	1	4	5	1	2	1	0	1	0	15
31	MARTIN, Sam		0-0	0-0	0-0	0	0	0	2	0	1	0	0	0	3
32	KOZ, John		0-0	0-0	0-0	0	0	0	0	0	0	0	0	0	2
	Team					3	2	3			2				
	Totals		33-63	12-21	15-20	11	27	38	17	93	24	6	4	7	200

FG % 1st Half:	19-38	50.0%	2nd half:	14-25	56.0%	Game:	33-63	52.4%
3FG % 1st Half:	6-12	50.0%	2nd half:	6-9	66.7%	Game:	12-21	57.1%
FT % 1st Half:	4-5	80.0%	2nd half:	11-15	73.3%	Game:	15-20	75.0%

Officials: Todd Austin, Keith Kimble, Terry Oglesby
Technical fouls: UCLA-None. Cincinnati-None.
Attendance: 12689

Points	In Paint	Off T/O	2nd Chance	Fast Break	Bench
UCLA	22	7	8	12	8
CIN	30	20	10	11	17

Last FG - UCLA 2nd-03:44, CIN 2nd-02:22.
Largest lead - UCLA by 8 1st-13:16, CIN by 31 2nd-08:08.

Score tied - 3 times.
Lead changed - 1 time.

2018-19 BOX SCORES

GAME 13 • DEC. 22, 2018 SC STATE (56) AT RV/RV CINCINNATI (77) FIFTH THIRD ARENA (CINCINNATI, OHIO)

South Carolina St. 56 • 2-13

#	Player	Total		3-Ptr	FT-FTA	Rebounds			PF	TP	A	TO	Blk	Stl	Min
		FG-FGA	FG-FGA			Off	Def	Tot							
24	Ian Kinard	f	0-3	0-2	4-4	0	2	2	2	4	1	2	1	0	27
35	Damani Applewhite	f	5-14	0-2	1-2	0	7	7	0	11	1	2	0	0	35
00	Lavar Harewood	g	1-5	0-2	0-0	1	1	2	1	2	3	1	0	1	14
10	Allen Hatchett	g	2-6	2-5	1-2	1	2	3	2	7	1	0	0	1	32
11	Janai Raynor Powell	g	5-11	1-2	4-4	0	4	4	3	15	4	4	0	1	37
01	Armani Hill		2-3	0-0	4-7	2	4	6	4	8	0	1	0	2	18
14	Jahmari Etienne		1-5	1-4	0-0	1	0	1	2	3	2	2	0	0	21
20	Robert Flint		0-0	0-0	0-0	0	0	0	0	0	0	0	0	0	1
21	David Bottenberg		0-0	0-0	0-0	0	1	1	1	0	0	0	0	0	2
22	Fred SLATER		2-5	2-4	0-0	1	0	1	1	6	1	1	0	1	13
Team						0	1	1							
Totals			18-52	6-21	14-19	6	22	28	16	56	13	13	1	6	200
FG % 1st Half: 5-25		20.0%	2nd half: 13-27		48.1%	Game: 18-52		34.6%	Deadball						
3FG % 1st Half: 2-13		15.4%	2nd half: 4-8		50.0%	Game: 6-21		28.6%	Rebounds						
FT % 1st Half: 4-7		57.1%	2nd half: 10-12		83.3%	Game: 14-19		73.7%							

Cincinnati 77 • 11-2

#	Player	Total		3-Ptr	FT-FTA	Rebounds			PF	TP	A	TO	Blk	Stl	Min
		FG-FGA	FG-FGA			Off	Def	Tot							
13	SCOTT, Tre	f	3-5	0-0	0-0	4	1	5	0	6	2	1	0	0	20
33	BROOKS, Nysier	c	5-8	0-0	7-8	4	4	8	3	17	0	2	1	0	25
02	WILLIAMS, Keith	g	0-1	0-1	1-2	0	1	1	3	1	0	1	0	0	8
03	JENIFER, Justin	g	4-11	3-9	0-0	0	2	2	3	11	5	0	0	1	29
34	CUMBERLAND, Jarron	g	4-8	4-8	0-0	0	2	2	2	12	4	3	1	3	25
00	JOHNSON, Logan		1-4	0-0	0-0	3	4	7	1	2	2	1	0	0	12
05	MOORE, Trevor		4-10	2-8	0-0	0	3	3	1	10	1	2	0	0	22
10	FREDERICKS, Rashawn		1-3	0-1	4-4	2	3	5	0	6	0	0	0	3	17
15	BROOME, Cane		1-5	0-2	1-2	0	1	1	2	3	4	3	0	0	18
20	DIARRA, Mamoudou		3-6	0-1	2-3	1	4	5	1	8	0	0	0	0	12
22	NSOSEME, Eliel		0-2	0-0	1-2	1	4	5	1	1	0	0	1	0	9
Team						1	1	2							
Totals			26-63	9-30	16-21	16	30	46	17	77	18	13	2	7	200
FG % 1st Half: 12-30		40.0%	2nd half: 14-33		42.4%	Game: 26-63		41.3%	Deadball						
3FG % 1st Half: 4-11		36.4%	2nd half: 5-19		26.3%	Game: 9-30		30.0%	Rebounds						
FT % 1st Half: 7-9		77.8%	2nd half: 9-12		75.0%	Game: 16-21		76.2%							

Officials: Keith Patterson, Sean Casady, Brian Shey
Technical fouls: South Carolina St.-None. Cincinnati-None.
Attendance: 11623

Score by periods	1st	2nd	Total
South Carolina St.	16	40	56
Cincinnati	35	42	77

	In Paint	Off T/O	2nd Chance	Fast Break	Bench
Points SCSU	18	14	2	9	17
CIN	34	7	20	10	30

Last FG - SCSU 2nd-02:34, CIN 2nd-00:45.
Largest lead - SCSU by 3 1st-18:04, CIN by 23 1st-02:55.

Score tied - 0 times.
Lead changed - 1 time.

GAME 15 • JAN. 5, 2019 RV/RV CINCINNATI (71) AT ECU (73) MINGES COLISEUM (GREENVILLE, N.C.)

Cincinnati 71 • 12-3, 1-1

#	Player	Total		3-Ptr	FT-FTA	Rebounds			PF	TP	A	TO	Blk	Stl	Min
		FG-FGA	FG-FGA			Off	Def	Tot							
13	SCOTT, Tre	f	5-9	0-1	2-4	3	6	9	3	12	3	2	0	1	28
02	WILLIAMS, Keith	g	6-12	0-3	1-2	1	2	3	3	13	0	2	1	2	34
33	JENIFER, Justin	g	3-8	1-5	0-0	0	6	6	2	7	3	0	0	1	38
34	BROOKS, Nysier	g	6-9	0-0	3-9	4	1	5	4	15	0	2	3	0	31
34	CUMBERLAND, Jarron	g	7-15	2-6	2-3	3	2	5	3	18	4	3	0	0	33
00	JOHNSON, Logan		0-0	0-0	0-0	1	0	1	0	0	0	2	1	0	2
05	MOORE, Trevor		2-4	0-2	0-0	1	0	1	2	4	0	0	0	1	6
10	FREDERICKS, Rashawn		0-0	0-0	0-0	1	0	1	2	0	1	1	0	0	12
15	BROOME, Cane		0-3	0-2	0-0	0	0	0	0	0	1	0	1	1	8
22	NSOSEME, Eliel		1-2	0-0	0-0	0	2	2	2	2	0	0	2	0	8
Team						0	0	0							
Totals			30-62	3-19	8-18	14	19	33	21	71	11	15	7	6	200
FG % 1st Half: 13-33		39.4%	2nd half: 17-29		58.6%	Game: 30-62		48.4%	Deadball						
3FG % 1st Half: 0-10		0.0%	2nd half: 3-9		33.3%	Game: 3-19		15.8%	Rebounds						
FT % 1st Half: 1-2		50.0%	2nd half: 7-16		43.8%	Game: 8-18		44.4%							

ECU 73 • 8-6, 1-1

#	Player	Total		3-Ptr	FT-FTA	Rebounds			PF	TP	A	TO	Blk	Stl	Min
		FG-FGA	FG-FGA			Off	Def	Tot							
01	GARDNER, Jayden	f	3-7	0-0	7-10	4	8	12	5	13	1	3	1	2	31
03	LEDAY, Seth	f	5-6	0-0	1-2	1	5	6	5	11	1	0	2	1	27
00	FLEMING, Isaac	g	2-8	1-4	3-4	0	2	2	3	8	2	3	0	2	27
41	HILL, Addison	g	0-1	0-1	0-0	0	0	0	0	0	0	0	0	0	4
55	WILLIAMS, Shawn	g	5-11	4-10	2-2	0	2	2	0	16	4	0	0	1	38
02	DAVIS, K.J.		6-10	3-5	2-3	0	2	2	0	17	2	2	0	0	34
05	FOSTER, Tyler		2-3	1-2	0-0	0	0	0	1	5	0	3	0	1	16
32	SPASOJEVIC, Dimitri		0-0	0-0	0-0	0	0	0	1	0	1	0	0	0	3
52	OBASOHAN, Justice		1-1	0-0	1-2	0	1	1	1	3	0	0	1	0	20
Team						0	2	2							
Totals			24-47	9-22	16-23	5	22	27	16	73	11	12	4	7	200
FG % 1st Half: 13-25		52.0%	2nd half: 11-22		50.0%	Game: 24-47		51.1%	Deadball						
3FG % 1st Half: 5-11		45.5%	2nd half: 4-11		36.4%	Game: 3-19		40.9%	Rebounds						
FT % 1st Half: 5-6		83.3%	2nd half: 11-17		64.7%	Game: 16-23		69.6%							

Officials: Patrick Evans, Clarence Armstrong, Jose Carrion
Technical fouls: Cincinnati-None. ECU-None.
Attendance: 4238

Score by periods	1st	2nd	Total
Cincinnati	27	44	71
ECU	36	37	73

	In Paint	Off T/O	2nd Chance	Fast Break	Bench
Points CIN	38	15	14	10	6
ECU	18	16	8	15	25

Last FG - CIN 2nd-00:17, ECU 2nd-00:20.
Largest lead - CIN by 9 1st-15:45, ECU by 11 1st-00:11.

Score tied - 4 times.
Lead changed - 9 times.

GAME 14 • JAN. 2, 2019 TULANE (61) AT RV/RV CINCINNATI (93) FIFTH THIRD ARENA (CINCINNATI, OHIO)

Tulane 61 • 4-9, 0-1

#	Player		Total		3-Ptr	Rebounds			PF	TP	A	TO	Blk	Stl	Min
			FG-FGA	FG-FGA	FT-FTA	Off	Def	Tot							
21	Samir Sehic	f	2-7	0-1	0-2	2	2	4	3	4	1	0	0	0	23
13	Buay Koka	c	2-3	0-0	0-0	1	2	3	4	4	0	1	2	0	24
00	Jordan Cornish	g	7-13	4-9	1-1	0	1	1	0	19	6	4	0	0	29
10	Caleb Daniels	g	6-17	2-5	2-2	2	4	6	3	16	2	0	0	0	25
24	Shakwon Barrett	g	2-5	2-3	2-2	0	2	2	1	8	2	6	0	0	31
04	Moses Wood		0-4	0-2	2-2	1	2	3	2	2	1	0	1	0	14
05	Connor Crabtree		1-1	1-1	0-0	0	1	1	1	3	2	1	0	1	13
11	Bul Ajang		1-3	0-0	3-4	3	1	4	1	5	0	0	0	0	19
12	Kevin Zhang		0-4	0-1	0-1	0	0	0	0	0	0	0	0	0	17
15	Grant Quinn		0-0	0-0	0-0	0	0	0	0	0	0	0	0	0	2
23	Blake Paul		0-0	0-0	0-0	0	0	1	1	0	0	0	0	0	1
32	Cameron Galic		0-0	0-0	0-0	0	0	0	0	0	0	0	0	0	2
	Team					1	4	5				1			
	Totals		21-57	9-22		10-14	20	30	16	61	14	13	3	1	200
	FG % 1st Half:	10-33	30.3%	2nd half:	11-24	45.8%	Game:	21-57	36.8%						Deadball
	3FG % 1st Half:	5-12	41.7%	2nd half:	4-10	40.0%	Game:	9-22	40.9%						Rebounds
	FT % 1st Half:	3-4	75.0%	2nd half:	7-10	70.0%	Game:	10-14	71.4%						2,2

2018-19 BOX SCORES

GAME 17 • JAN. 12, 2019
UCONN (72) AT CINCINNATI (74) - OT
FIFTH THIRD ARENA (CINCINNATI, OHIO)

UConn 72 • 10-7, 1-3

#	Player		Total		3-Ptr		Rebounds			PF	TP	A	TO	Blk	Stl	Min
			FG-FGA	FG-FGA	FG-FTA	Off	Def	Tot								
12	Tyler Polley	f	1-4	1-4	2-4	0	1	1	3	5	0	0	0	0	24	
25	Josh Carlton	f	4-5	0-0	2-2	4	5	9	4	10	0	1	2	0	36	
01	Christian Vital	g	6-15	4-8	0-0	0	10	10	4	16	2	2	0	1	39	
03	Alterique Gilbert	g	5-15	2-8	6-7	3	3	6	3	18	3	3	0	1	39	
04	Jalen Adams	g	5-11	3-6	3-3	0	5	5	5	16	6	4	0	1	31	
00	Eric Cobb		0-0	0-0	0-0	0	0	0	3	0	0	1	0	1	6	
02	Tarin Smith		3-7	1-1	0-0	2	2	4	2	7	0	3	0	0	26	
05	Isaiah Whaley		0-0	0-0	0-0	0	0	0	0	0	0	0	1	0	3	
15	Sidney Wilson		0-1	0-0	0-0	1	1	2	4	0	0	1	1	0	21	
Team						0	1	1								
Totals				24-58	11-27	13-16	10	28	38	28	72	11	15	4	4	225
FG % 1st Half: 11-24 45.8%			2nd half: 11-24 45.8%		OT: 2-10 20.0%		Game: 24-58 41.4%		Deadball							
3FG % 1st Half: 5-12 41.7%			2nd half: 6-12 50.0%		OT: 0-3 0.0%		Game: 11-27 40.7%		Rebounds							
FT % 1st Half: 5-6 83.3%			2nd half: 2-3 66.7%		OT: 6-7 85.7%		Game: 13-16 81.3%		2,2							

Cincinnati 74 • 14-3, 3-1

#	Player		Total		3-Ptr	Rebounds			PF	TP	A	TO	Blk	Stl	Min	
			FG-FGA	FG-FGA	FT-FTA	Off	Def	Total								
13	SCOTT, Tre	f	1-7	0-0	0-0	0	1	1	2	2	3	1	0	0	34	
33	BROOKS, Nysier	c	6-8	0-0	5-8	3	3	6	2	17	1	0	2	0	33	
02	WILLIAMS, Keith	g	5-7	1-2	1-2	1	1	2	4	12	1	0	1	2	32	
03	JENIFER, Justin	g	3-9	3-7	4-8	0	4	4	1	13	0	2	0	1	34	
04	CUMBERLAND, Jarron	g	5-14	1-4	11-12	1	5	6	2	22	7	2	0	2	42	
34	JOHNSON, Logan		0-0	0-0	0-0	0	1	1	0	0	0	1	0	0	2	
05	MOORE, Trevor		0-1	0-1	0-0	0	0	0	0	0	0	0	0	0	10	
10	FREDERICKS, Rashawn		0-1	0-1	0-0	0	0	0	1	0	0	1	0	1	6	
15	BROOME, Cane		2-4	0-2	4-8	0	5	5	2	8	2	1	0	2	22	
22	NSOSEME, Eliel		0-1	0-0	0-0	0	2	2	2	0	1	1	0	0	10	
Team						2	1	3				1				
Totals				22-52	5-17	25-38	7	23	30	17	74	15	10	3	8	225
FG % 1st Half: 12-27 44.4%			2nd half: 8-21 38.1%			OT: 2-4 50.0%			Game: 22-52 42.3%			Deadball			Rebounds	
3FG % 1st Half: 3-8 37.5%			2nd half: 1-7 14.3%			OT: 1-2 50.0%			Game: 5-17 29.4%						6,2	
FT % 1st Half: 6-11 54.5%			2nd half: 12-16 75.0%			OT: 7-11 63.6%			Game: 25-38 65.8%							

Officials: Sean Casady,Randy Heimerman,Don Daily
Technical fouls: UConn-None. Cincinnati-None.
Attendance: 11375

Score by periods	1st	2nd	OT	Total
UConn	32	30	10	72
Cincinnati	33	29	12	74

Points	In	Off	2nd	Fast	Bench
UConn	26	8	9	13	7
CIN	32	18	5	10	8

Score tied - 8 times.
Lead changed - 5 times.

Last FG - UCONN OT-00:11, CIN OT-01:21.
Largest lead - UCONN by 8 1st-16:25, CIN by 11 2nd-12:44.

GAME 19 • JAN. 19, 2019
RV/-- CINCINNATI (66) AT WICHITA STATE (55)
KOCH ARENA (WICHITA, KAN.)

Cincinnati 66 • 16-3 (5-1 AAC)

#	Player		Total		3-Ptr	Rebounds			PF	TP	A	TO	Blk	Stl	Min	
			FG-FGA	FG-FGA	FT-FTA	Off	Def	Tot								
02	WILLIAMS, Keith	*	5-9	1-2	3-5	1	0	1	2	14	0	4	2	0	32	
03	JENIFER, Justin	*	4-5	2-3	7-8	0	0	0	0	17	0	0	0	0	27	
13	SCOTT, Tre	*	1-4	0-0	3-4	4	6	10	1	5	1	2	1	0	36	
33	BROOKS, Nysier	*	3-5	0-0	2-4	3	7	10	3	8	0	2	2	0	29	
34	CUMBERLAND, Jarron	*	5-17	2-5	6-10	1	6	7	2	18	2	3	0	1	38	
05	MOORE, Trevor		0-1	0-1	0-0	0	1	1	4	0	0	0	0	0	8	
10	FREDERICKS, Rashawn		0-1	0-1	0-0	0	0	0	0	0	1	0	0	0	4	
15	BROOME, Cane		0-4	0-2	4-4	0	1	1	2	4	1	1	0	0	14	
20	DIARRA, Mamoudou		0-0	0-0	0-0	0	0	0	0	0	0	0	0	0	1	
22	NSOSEME, Eliel		0-0	0-0	0-0	1	1	2	0	0	0	0	1	0	11	
Team						3	1	4								
Totals				18-46	5-14	25-35	13	23	36	14	66	5	12	6	1	200
FG % 1st Half: 8-22 36.4%			2nd half: 10-24 41.7%			Game: 18-46 39.1%			Deadball			Rebounds			7,2	
3FG % 1st Half: 1-6 16.7%			2nd half: 4-8 50.0%			Game: 5-14 35.7%										
FT % 1st Half: 7-12 58.3%			2nd half: 18-23 78.3%			Game: 25-35 71.4%										

Wichita St. 55 • 8-9 (1-4 AAC)

#	Player	*	Total		3-Ptr	Rebounds			PF	TP	A	TO	Blk	Stl	Min	
			FG-FGA	FG-FGA		FT-FTA	Off	Def								Tot
00	DENNIS, Dexter	*	0-3	0-1	0-0	1	0	1	5	0	0	1	0	0	9	
01	McDUFFIE, Markis	*	7-14	4-7	3-3	2	3	5	3	21	3	3	0	1	38	
02	BURTON, Jamaris	*	1-4	0-0	0-0	0	1	1	4	2	5	4	0	0	35	
04	HAYNES-JONES, Samaj	*	4-14	3-8	0-0	1	1	2	3	11	1	1	0	0	38	
21	ECHENIQUE, Jaime	*	2-5	0-0	1-1	2	3	5	4	5	0	1	1	0	14	
03	TORRES, Ricky		1-1	0-0	0-1	0	1	1	0	2	0	0	0	0	8	
05	BROWN, Rod		0-0	0-0	0-0	0	0	0	1	0	0	0	0	0	9	
10	STEVENSON, Erik		2-6	1-5	0-0	0	2	2	4	5	2	2	0	1	23	
33	MIDTGAARD, Asbjorn		3-4	0-0	0-1	0	3	3	1	6	0	1	0	1	22	
44	PB-CHANDLER, Isaiah		1-1	0-0	1-1	0	1	1	0	3	0	0	0	1	4	
Team						1	2	3	1							
Totals				21-52	8-21	5-7	7	17	24	26	55	11	13	1	4	200
FG % 1st Half: 10-26 38.5%			2nd half: 11-26 42.3%			Game: 21-52 40.4%			Deadball			Rebounds			1,1	
3FG % 1st Half: 2-9 22.2%			2nd half: 6-12 50.0%			Game: 8-21 38.1%										
FT % 1st Half: 1-3 33.3%			2nd half: 4-4 100.0%			Game: 5-7 71.4%										

Officials: Pat Adams, Olandis Poole, Marques Pettigrew
Technical fouls: Cincinnati-None. Wichita St.-STEVENSON, Erik; TEAM.
Attendance: 10254

Score by periods	1st	2nd	Total
Cincinnati	24	42	66
Wichita St.	23	32	55

Last FG - CIN 2nd-05:50, WICH 2nd-01:12.
Largest lead - CIN by 11 2nd-05:18, WICH by 4 1st-12:06.

Score tied - 3 times.
Lead changed - 12 times.

GAME 18 • JAN. 15, 2019
USF (74) AT RV/-- CINCINNATI (82)
FIFTH THIRD ARENA (CINCINNATI, OHIO)

South Fla. 74 • 12-5, 2-3

#	Player		Total		3-Ptr		Rebounds			PF	TP	A	TO	Blk	Stl	Min
			FG	FGA	FG	FGA	FT	FTA	Off							
04	Michael Durr	f	2-2	0-0	6-8	1	8	9	2	10	0	1	2	0	30	
10	Alexis Yetna	f	3-8	0-2	6-6	2	2	4	4	12	1	5	0	0	38	
00	David Collins	g	3-8	1-2	3-4	0	0	0	4	10	4	4	0	1	23	
03	Laquincy Rideau	g	9-17	2-5	6-6	1	2	3	5	26	4	3	0	2	34	
13	Justin Brown	g	3-6	2-5	0-0	1	0	1	5	8	1	2	0	0	25	
01	Xavier Castaneda		1-5	0-2	1-2	1	0	1	1	3	2	1	0	1	23	
05	Rashun Williams		0-0	0-0	0-0	0	0	0	0	0	0	0	0	0	0+	
20	Mayan Kiir		1-1	0-0	0-0	1	0	1	3	2	0	3	0	0	7	
23	T.J. Lang		1-2	1-2	0-0	1	0	1	2	3	1	0	0	0	15	
34	Antun Maricevic		0-0	0-0	0-0	1	0	1	0	0	0	1	0	0	5	
Team						3	3	6								
Totals			23-49	6-18	22-26	12	15	27	26	74	13	21	2	4	200	
FG % 1st Half: 10-25			40.0%	2nd half: 13-24	54.2%	Game: 22-28			46.9%	Deadball Rebounds 3,4						
3FG % 1st Half: 3-7			42.9%	2nd half: 3-11	27.3%	Game: 6-18			33.3%							
FT % 1st Half: 8-8			100.0	2nd half: 14-18	77.8%	Game: 22-28			84.6%							

GAME 21 • JAN. 27, 2019
RV/RV CINCINNATI (72) AT TEMPLE (68)
LIACOURAS CENTER (PHILADELPHIA, PA.)

Cincinnati 72 • 18-3, 7-1

#	Player		Total		3-Ptr	Rebounds			PF	TP	A	TO	Blk	Stl	Min
			FG-FGA	FG-FGA	FT-FTA	Off	Def	Tot							
13	SCOTT, Tre	f	5-8	0-1	3-5	1	5	6	3	13	1	2	0	0	29
33	BROOKS, Nysier	c	1-3	0-0	0-0	4	2	6	4	2	0	0	1	0	14
02	WILLIAMS, Keith	g	2-6	1-2	4-4	3	2	5	4	9	0	2	0	1	21
03	JENIFER, Justin	g	3-7	1-3	2-4	0	3	3	2	9	0	0	0	1	24
34	CUMBERLAND, Jarron	g	6-17	1-7	12-17	2	6	8	3	25	3	2	0	1	38
00	JOHNSON, Logan		1-3	0-1	2-2	1	2	3	2	4	1	0	1	2	11
05	MOORE, Trevor		1-2	0-1	0-0	2	3	5	1	2	0	0	0	0	17
10	FREDERICKS, Rashawn		0-0	0-0	0-0	0	0	0	0	0	0	0	0	0	1
15	BROOME, Cane		2-8	0-3	2-3	1	2	3	0	6	3	2	0	0	27
20	DIARRA, Mamoudou		0-0	0-0	0-0	0	0	0	1	0	0	0	0	0	2
22	NSOSEME, Eliel		1-1	0-0	0-2	2	5	7	0	2	0	0	1	0	16
Team						0	0	0							
Totals			22-55	3-18	25-37	16	30	46	20	72	8	10	3	5	200
FG % 1st Half: 9-27		33.3%	2nd half: 13-28		46.4%	Game: 22-55		40.0%	Deadball Rebounds 8,1						
3FG % 1st Half: 0-7		0.0%	2nd half: 3-11		27.3%	Game: 3-18		16.7%							
FT % 1st Half: 7-9		77.8%	2nd half: 18-28		64.3%	Game: 25-37		67.6%							

Temple 68 • 15-5, 5-2

#	Player	Total		3-Ptr		Rebounds			PF	TP	A	TO	Blk	Stl	Min
		FG-FGA	FG-FGA	FT-FTA	Off	Def	Tot								
01	Rose,Quinton	f	4-9	2-4	6-12	1	3	4	16	2	2	0	2	32	
22	Perry,De'Vondre	f	0-2	0-1	0-0	0	0	0	2	0	0	0	0	16	
24	Aflakpui,Ernest	c	0-0	0-0	3-6	0	4	4	3	0	1	0	0	22	
10	Alston, Jr.,Shizz	g	5-12	4-10	4-5	0	0	0	2	18	5	4	0	1	37
15	Pierre-Louis,Nate	g	3-12	0-3	5-7	1	5	6	3	11	2	1	0	1	35
00	Moore II,Alani		0-1	0-1	0-0	0	0	0	2	0	1	0	0	0	16
04	Moorman II,J.P.		8-11	3-5	1-1	1	3	4	4	20	0	0	0	0	29
21	Hamilton,Justyn		0-1	0-0	0-0	0	1	1	3	0	0	0	0	0	10
23	Moore,Damion		0-0	0-0	0-0	0	1	1	1	0	0	0	0	0	3
Team						0	2	2							
Totals			20-48	9-24	19-31	3	19	22	25	68	10	8	0	4	200
FG % 1st Half: 11-26		42.3%	2nd half: 9-22		40.9%	Game: 20-48		41.7%							Deadball Rebounds 6,2
3FG % 1st Half: 7-16		43.8%	2nd half: 2-8		25.0%	Game: 9-24		37.5%							
FT % 1st Half: 6-10		60.0%	2nd half: 13-21		61.9%	Game: 19-31		61.3%							

Officials: Clarence Armstrong,Don Daily,Terry Oglesby
Technical fouls: Cincinnati-None. Temple-None.
Attendance: 6652

Score by periods	1st	2nd	Total
Cincinnati	25	47	72
Temple	35	33	68

Last FG - CIN 2nd-00:31, TU 2nd-00:02.
Largest lead - CIN by 7 2nd-01:37, TU by 14 1st-03:41.

Score tied - 1 time.
Lead changed - 1 time.

GAME 22 • FEB. 2, 2019
SMU (68) AT RV/RV CINCINNATI (73)
FIFTH THIRD ARENA (CINCINNATI, OHIO)

SMU 68 • 12-9, 4-5

#	Player		Total			3-Ptr			Rebounds			PF	TP	A	TO	Blk	Stl	Min
			FG-FGA	FG-FGA	FT-FTA	Off	Def	Tot										
01	Feron Hunt	f	4-7	1-2	2-4	1	6	7	0	11	0	2	1	1	33			
15	Isiah Mike	f	6-11	3-5	2-3	1	5	6	4	17	0	2	1	1	35			
25	Ethan Charcois	f	2-9	1-6	1-2	2	3	5	2	6	5	2	0	0	38			
00	Jahmal McMurray	g	8-15	5-11	0-0	0	2	2	2	21	4	0	0	1	37			
23	Jimmy Whitt Jr.	g	6-16	0-2	0-0	3	3	6	4	12	2	3	1	0	40			
03	William Douglas		0-0	0-0	0-0	0	0	0	4	0	0	0	0	0	3			
05	Nat Dixon		0-2	0-2	1-2	1	0	1	1	1	1	0	0	0	14			
Team						2	3	5										
Totals						26-60	10-28	6-11	10	22	32	17	68	12	9	3	3	200
FG % 1st Half: 13-29			44.8%	2nd half: 13-31		41.9%	Game: 26-60		43.3%	Deadball Rebounds 3								
3FG % 1st Half: 4-12			33.3%	2nd half: 6-16		37.5%	Game: 10-28		35.7%									
FT % 1st Half: 5-9			55.6%	2nd half: 1-2		50.0%	Game: 6-11		54.5%									

Cincinnati 73 • 19-3, 8-1

#	Player		Total		3-Ptr		Rebounds			PF	TP	A	TO	Blk	Stl	Min
			FG-FGA	FG-FGA	FT-FTA	Off	Def	Tot								
13	SCOTT, Tre	f	1-1	0-0	0-0	3	0	3	3	2	1	0	0	0	27	
33	BROOKS, Nysier	c	3-6	0-0	4-8	1	4	5	3	10	1	2	0	0	24	
02	WILLIAMS, Keith	g	4-7	1-3	4-6	0	3	3	1	13	1	2	0	1	28	
03	JENIFER, Justin	g	2-5	0-2	0-0	0	1	1	0	4	3	1	0	0	24	
34	CUMBERLAND, Jarron	g	9-18	5-10	1-2	2	7	9	2	24	5	5	0	0	34	
00	JOHNSON, Logan		0-0	0-0	0-0	0	0	0	0	0	0	0	0	0	4	
05	MOORE, Trevor		3-6	3-6	0-0	1	0	1	0	9	1	0	0	0	17	
10	FREDERICKS, Rashawn		0-1	0-1	0-0	1	3	4	0	0	0	0	0	0	9	
15	BROOME, Cane		4-9	1-4	2-2	0	2	2	1	11	3	0	1	1	17	
22	NSOSEME, Eliel		0-1	0-0	0-0	1	4	5	0	0	0	0	0	0	16	
Team						1	1	2								
Totals			26-54	10-26	11-18	10	25	35	10	73	16	11	1	2	200	
FG % 1st Half: 16-30			53.3%	2nd half: 10-24			41.7%	Game: 26-54			48.1%	Deadball Rebounds 3,1				
3FG % 1st Half: 8-17			47.1%	2nd half: 2-9			22.2%	Game: 10-26			38.5%					
FT % 1st Half: 2-2			100.0%	2nd half: 9-16			56.3%	Game: 11-18			61.1%					

Officials: Mike Nance,Olandis Poole,Gerry Pollard
Technical fouls: SMU-None. Cincinnati-None.
Attendance: 12256

Score by periods	1st	2nd	Total
SMU	35	33	68
Cincinnati	42	31	73

Points	In	Off	2nd	Fast	Bench
SMU	20	7	12	8	1
CIN	26	12	4	4	20

Last FG - SMU 2nd-00:33, CIN 2nd-00:42.
Largest lead - SMU by 4 1st-12:54, CIN by 12 1st-03:21.

Score tied - 4 times.
Lead changed - 7 times.

GAME 23 • FEB. 7, 2019
25/23 CINCINNATI (69) AT MEMPHIS (64)
FEDEXFORUM (MEMPHIS, TENN.)

Cincinnati 69 • 20-3, 9-1

##	Player	Total		3-Ptr		Rebounds			PF	TP	A	TO	Blk	Stl	Min
		FG-FA	FG-FGA	FT-FTA	Off	Def	Tot								
13	SCOTT, Tre	f	4-9	2-5	3-7	3	6	9	1	13	3	0	0	1	34
33	BROOKS, Nysier	c	0-2	0-0	0-0	1	4	5	4	0	1	1	2	0	19
02	WILLIAMS, Keith	g	3-8	1-2	2-2	2	1	3	2	9	1	1	0	0	24
03	JENIFER, Justin	g	5-12	4-9	0-0	0	1	1	1	14	2	1	0	2	34
34	CUMBERLAND, Jarron	g	4-11	2-6	7-10	2	4	6	2	17	6	3	1	1	35
00	JOHNSON, Logan		3-3	0-0	0-0	2	2	4	1	6	2	2	0	0	14
05	MOORE, Trevor		1-2	1-2	0-0	0	0	0	1	3	1	0	0	0	12
10	FREDERICKS, Rashawn		1-6	0-2	0-2	4	2	6	2	2	0	1	0	2	17
15	BROOME, Cane		2-4	1-3	0-1	0	1	1	1	5	1	0	0	0	8
20	DIARRA, Mamoudou		0-1	0-0	0-0	0	2	2	0	0	0	0	0	0	3
Team						0	1	1				1			
Totals			23-58	11-29	12-22	14	24	38	15	69	17	10	3	6	200
FG % 1st Half: 9-28		32.1%	2nd half: 14-30		46.7%	Game: 23-58		39.7%							Deadball Rebounds 4
3FG % 1st Half: 8-17		47.1%	2nd half: 3-12		25.0%	Game: 11-29		37.9%							
FT % 1st Half: 3-7		42.9%	2nd half: 9-15		60.0%	Game: 12-22		54.5%							

Memphis 64 • 13-10, 5-4

#	Player		Total		3-Ptr		Rebounds			PF	TP	A	TO	Blk	Stl	Min
			FG-FGA	FG-FGA	FT-FTA	Off	Def	Tot								
00	Kyvon Davenport	f	5-9	2-5	0-0	1	9	10	5	12	1	0	3	0	27	
04	Raynere Thornton	f	0-2	0-2	1-2	0	1	1	4	1	0	1	1	1	28	
10	Mike Parks	f	4-7	0-0	3-6	6	3	9	2	11	0	0	1	2	28	
03	Jeremiah Martin	g	9-19	8-14	0-0	0	0	0	2	26	5	4	1	1	39	
05	Kareem Brewton	g	3-8	0-2	0-0	0	3	3	2	6	4	3	1	0	28	
01	Tyler Harris	g	0-3	0-3	0-0	0	1	1	1	0	1	1	0	0	16	
02	Alex Lomax	g	0-3	0-3	0-0	0	0	0	1	0	3	2	0	1	12	
11	Antwonn Jones	g	2-2	0-0	0-0	0	5	4	4	4	1	1	0	0	13	
14	Isaiah Maurice	g	2-3	0-0	0-0	0	1	1	0	4	0	1	1	0	9	
	Team					0	2	2								
	Totals		25-56	10-29	4-8	7	25	32	21	64	15	13	8	5	200	
FG % 1st Half: 14-28 50.0% 2nd half: 11-28 39.3% Game: 25-56 44.6% Deadball																
3FG % 1st Half: 5-12 41.7% 2nd half: 5-17 29.4% Game: 10-29 34.5% Rebounds																
FT % 1st Half: 2-4 50.0% 2nd half: 2-4 50.0% Game: 4-8 50.0%																

GAME 25 • FEB. 17, 2019
WICHITA STATE (62) AT RV/RV CINCINNATI (72)
FIFTH THIRD ARENA (CINCINNATI, OHIO)

Wichita St. 62 • 12-12, 5-7

#	Player		Total		3-Ptr	Rebounds			PF	TP	A	TO	Blk	Stl	Min
			FG-FGA	FG-FGA		FT-FTA	Off	Def							
01	Markis McDuffie	f	4-15	2-8	3-3	1	4	5	1	13	1	2	0	1	37
21	Jaime Echenique	c	0-3	0-1	4-4	3	8	11	2	4	0	1	3	0	17
02	Jamarius Burton	g	0-9	0-2	3-4	1	2	3	2	3	0	1	0	0	16
04	Samajae Haynes-Jones	g	3-13	2-8	0-0	0	0	0	3	8	4	1	0	0	31
10	Erik Stevenson	g	1-5	1-4	0-0	0	2	2	3	3	1	3	0	0	16
00	Dexter Dennis		5-11	4-8	0-0	1	12	13	1	14	0	1	0	0	33
03	Ricky Torres		2-7	0-3	0-0	0	0	0	2	4	1	1	0	0	20
05	Rod Brown		0-2	0-1	0-0	0	0	0	0	0	0	0	0	0	5
11	Eli Farrakhan		0-0	0-0	0-0	0	0	0	0	0	0	0	0	0	1
33	Asbjorn Midtgaard		2-3	0-0	3-3	4	3	7	4	7	0	0	3	0	14
44	Isaiah Poor Bear-Cha		2-3	0-0	2-2	6	1	7	2	6	1	1	0	0	10
Team						3	0	3			2				
Totals			19-71	9-35	15-16	19	32	51	20	62	8	13	6	1	200
FG % 1st Half: 7-33		21.2%	2nd half: 12-38		31.6%	Game: 19-71		26.8%	Deadball						
3FG % 1st Half: 4-15		26.7%	2nd half: 5-20		25.0%	Game: 9-35		25.7%	Rebounds						
FT % 1st Half: 6-7		85.7%	2nd half: 9-9		100.0	Game: 15-16		93.8%	2						

Cincinnati 72 • 21-4, 10-2

#	Player	Total		3-Ptr	Rebounds			PF	TP	A	TO	Blk	Stl	Min	
		FG-FGA	FG-FGA		FT-FTA	Off	Def								Tot
13	SCOTT, Tre	f	1-7	0-0	1-2	3	5	8	1	3	4	0	1	1	32
33	BROOKS, Nysier	c	1-7	0-0	1-2	1	5	6	2	3	0	0	5	1	24
02	WILLIAMS, Keith	g	3-6	0-2	9-10	0	3	3	1	15	0	1	1	0	26
03	JENIFER, Justin	g	2-5	1-3	0-0	1	3	4	2	5	2	2	0	1	24
34	CUMBERLAND, Jarron	g	8-20	6-10	5-5	1	5	6	2	27	5	3	0	1	37
00	JOHNSON, Logan		1-3	0-0	0-0	1	0	1	2	2	1	0	0	0	3
05	MOORE, Trevor		0-1	0-1	0-0	0	0	0	2	0	1	0	0	0	11
10	FREDERICKS, Rashawn		1-3	1-2	0-0	0	8	8	1	3	0	0	1	1	15
15	BROOME, Cane		3-6	2-4	4-5	0	2	2	1	12	1	1	0	0	19
22	NSOSEME, Eliel		0-0	0-0	2-4	2	0	2	1	2	0	2	0	1	9
Team						1	1	2			1				
Totals			20-58	10-22	22-28	10	32	42	15	72	14	10	8	6	200
FG % 1st Half: 9-30		30.0%	2nd half: 11-28		39.3%	Game: 20-58		34.5%	Deadball						
3FG % 1st Half: 5-13		38.5%	2nd half: 5-9		55.6%	Game: 10-22		45.5%	Rebounds						
FT % 1st Half: 11-16		68.8%	2nd half: 11-12		91.7%	Game: 22-28		78.6%	2						

Officials: Terry Oglesby,Ted Valentine,Doug Simmons
Technical fouls: Wichita St.-None. Cincinnati-None.
Attendance: 12223

Score by periods	1st	2nd	Total
Wichita St.	24	38	62
Cincinnati	34	38	72

Last FG - WSU 2nd-00:19, CIN 2nd-00:11.
Largest lead - WSU by 4 1st-13:31, CIN by 19 2nd-06:31.

Score tied - 3 times.
Lead changed - 4 times.

GAME 27 • FEB. 24, 2019
RV/25 CINCINNATI (64) AT UCONN (60)
XL CENTER (HARTFORD, CONN.)

Cincinnati 64 • 23-4, 12-2

#	Player		Total		3-Ptr	Rebounds					PF	TP	A	TO	Blk	Stl	Min
			FG-FGA	FG-FGA		FT-FTA	Off	Def	Tot								
13	SCOTT, Tre	f	2-7	0-1	1-2	4	4	8	4	5	0	3	1	1		29	
33	BROOKS, Nysier	c	1-3	0-0	2-2	2	3	5	5	4	0	0	0	1		11	
02	WILLIAMS, Keith	g	4-9	0-2	4-4	2	4	6	4	12	3	3	1	0		25	
03	JENIFER, Justin	g	4-8	2-3	0-0	0	1	1	1	10	1	2	0	1		26	
34	CUMBERLAND, Jarron	g	3-9	0-4	2-2	2	3	5	2	8	4	3	0	2		35	
00	JOHNSON, Logan		2-3	0-1	0-0	0	0	0	0	4	0	0	0	0		7	
05	MOORE, Trevor		1-2	1-2	0-0	1	0	1	2	3	0	0	0	0		14	
10	FREDERICKS, Rashawn		0-1	0-1	0-0	0	1	1	1	0	0	0	0	0		9	
15	BROOME, Cane		3-6	2-2	2-2	1	2	3	0	10	2	2	0	1		21	
20	DIARRA, Mamoudou		2-5	0-0	2-2	2	4	6	2	6	1	2	1	0		15	
22	NSOSEME, Eliel		0-0	0-0	2-2	0	1	1	2	2	0	1	1	0		8	
Team						0	3	3									
Totals				22-53	5-16	15-16	14	26	40	23	64	11	16	4	6	200	
FG % 1st Half: 12-25			48.0%	2nd half: 10-28		35.7%	Game: 22-53		41.5%	Deadball							
3FG % 1st Half: 2-7			28.6%	2nd half: 3-9		33.3%	Game: 5-16		31.3%	Rebounds							
FT % 1st Half: 6-6			100.0	2nd half: 9-10		90.0%	Game: 15-16		93.8%	1							

UConn 60 • 13-14, 4-10

#	Player		Total		3-Ptr	Rebounds			PF	TP	A	TO	Blk	Stl	Min
			FG-FGA	FG-FGA	FT-FTA	Off	Def	Tot							
00	Eric Cobb	f	4-5	0-0	1-5	3	2	5	2	9	0	0	0	0	23
12	Tyler Polley	f	2-4	2-4	0-0	0	0	0	0	6	0	0	0	0	32
25	Josh Carlton	f	2-4	0-0	4-6	2	3	5	3	8	0	2	4	0	22
02	Tarin Smith	g	4-9	0-1	0-1	1	2	3	3	8	1	0	1	2	34
10	Brendan Adams	g	0-1	0-1	0-0	0	0	0	0	0	0	0	0	0	9
01	Christian Vital		4-9	1-3	5-5	3	4	7	1	14	1	3	0	1	26
03	Alterique Gilbert		5-18	0-6	3-4	2	0	2	2	13	5	4	0	2	33
15	Sidney Wilson		1-6	0-2	0-0	0	1	1	3	2	0	2	0	0	21
Team						2	5	7							
Totals			22-56	3-17	13-21	13	17	30	14	60	7	11	5	5	200
FG % 1st Half: 13-28			46.4%	2nd half: 9-28	32.1%	Game: 22-56			39.3%	Deadball					
3FG % 1st Half: 2-9			22.2%	2nd half: 1-8	12.5%	Game: 3-17			17.6%	Rebounds					
FT % 1st Half: 1-4			25.0%	2nd half: 12-17	70.6%	Game: 13-21			61.9%	3					

Officials: Mike Nance,Ron Groover,Doug Shows
Technical fouls: Cincinnati-None. UConn-None.
Attendance: 11904

Score by periods	1st	2nd	Total
Cincinnati	32	32	64
UConn	29	31	60

Last FG - CIN 2nd-00:12, UCONN 2nd-00:06.
Largest lead - CIN by 15 2nd-11:23, UCONN by 2 1st-16:17.

Score tied - 4 times.
Lead changed - 4 times.

GAME 26 • FEB. 21, 2019
UCF (55) AT RV/25 CINCINNATI (60)
FIFTH THIRD ARENA (CINCINNATI, OHIO)

UCF 55 • 19-6, 9-4

#	Player	Total		3-Ptr	Rebounds			PF	TP	A	TO	Blk	Stl	Min	
		FG-FGA	FG-FGA		FT-FTA	Off	Def								Tot
35	Collin Smith	f	2-4	0-0	1-1	2	3	5	2	5	0	3	0	0	29
24	Tacko Fall	c	3-3	0-0	1-3	1	3	4	3	7	1	3	5	0	34
01	B.J. Taylor	g	4-14	2-8	2-2	0	2	2	0	12	3	2	0	1	36
02	Terrell Allen	g	2-5	1-4	0-0	0	3	3	3	5	5	2	0	2	33
15	Aubrey Dawkins	g	7-13	4-6	0-0	0	3	3	1	18	1	1	0	1	37
04	Cesar DeJesus		0-1	0-0	0-0	0	0	0	0	0	0	1	0	0	2
10	Dayon Griffin		0-1	0-0	0-0	0	1	1	0	0	1	1	0	0	12
20	Frank Bertz		2-2	2-2	0-0	0	0	0	0	6	0	0	0	0	5
21	Chad Brown		1-2	0-0	0-1	1	0	1	2	2	0	2	0	0	12
Team						3	2	5			2				
Totals			21-45	9-20	4-7	7	17	24	11	55	11	17	5	4	200
FG % 1st Half: 7-20		35.0%	2nd half: 14-25		56.0%	Game: 21-45		46.7%	Deadball						
3FG % 1st Half: 3-8		37.5%	2nd half: 6-12		50.0%	Game: 9-20		45.0%	Rebounds						
FT % 1st Half: 1-2		50.0%	2nd half: 3-5		60.0%	Game: 4-7		57.1%	3.1						

GAME 29 • MARCH 2, 2019
MEMPHIS (69) AT 23/22 CINCINNATI (71)
FIFTH THIRD ARENA (CINCINNATI, OHIO)

Memphis 69 • 18-12, 10-7

##	Player	Total		3-Ptr		Rebounds			PF	TP	A	TO	Blk	Stl	Min
		FG-FGA	FG-FGA	FT-FTA	Off Def Tot										
00	Kyvon Davenport	f	2-7	0-2	0-3	3 3 6	3	4	0	1	1	0	0	0	31
04	Raynere Thornton	f	2-3	0-1	0-0	0 2 2	5	4	2	1	1	0	0	0	27
10	Mike Parks	f	1-4	0-0	0-0	1 1 2	3	2	0	1	0	0	0	0	15
03	Jeremiah Martin	g	9-19	4-9	6-6	1 2 3	1	28	5	3	1	0	0	0	36
05	Kareem Brewton	g	3-6	1-1	1-1	0 3 3	4	8	2	1	0	1	0	0	26
01	Tyler Harris		2-5	2-5	0-0	0 1 1	1	6	2	1	0	1	0	0	20
02	Alex Lomax		0-0	0-0	0-0	0 1 2	0	0	1	2	0	0	0	0	5
11	Antwann Jones		1-1	1-1	0-0	0 4 4	5	3	0	4	1	0	0	0	15
14	Isaiah Maurice		7-11	0-1	0-0	1 6 7	2	14	0	1	1	0	0	0	25
Team					0 1 1										
Totals			27-56	8-20	7-10	7 24 31	24	69	16	17	4	2	0	0	200

FG % 1st Half: 13-27 48.1% 2nd half: 14-29 48.3% Game: 27-56 48.2%
 3FG % 1st Half: 4-7 57.1% 2nd half: 4-13 30.8% Game: 8-20 40.0%
 FT % 1st Half: 2-4 50.0% 2nd half: 5-6 83.3% Game: 7-10 70.0%

Cincinnati 71 • 25-4, 14-2

##	Player	Total		3-Ptr		Rebounds			PF	TP	A	TO	Blk	Stl	Min
		FG-FGA	FG-FGA	FT-FTA	Off Def Tot										
13	SCOTT, Tre	f	3-6	0-1	2-4	3 4 7	0	8	1	2	1	2	0	0	32
33	BROOKS, Nysier	c	4-7	0-0	5-6	6 6 12	4	13	0	0	1	1	0	0	29
02	WILLIAMS, Keith	g	4-11	0-1	2-4	1 2 3	2	10	3	5	1	3	0	0	34
03	JENIFER, Justin	g	3-9	2-6	0-0	0 1 1	1	8	2	1	0	1	0	0	18
34	CUMBERLAND, Jarron	g	6-12	1-5	13-16	1 5 6	3	26	3	3	1	1	0	0	34
00	JOHNSON, Logan		0-0	0-0	0-0	0 0 0	0	0	0	0	0	0	1	0	3
05	MOORE, Trevor		0-2	0-1	0-2	1 0 1	1	0	1	0	0	0	0	0	15
10	FREDERICKS, Rashawn		0-3	0-1	0-0	3 0 3	0	0	0	0	0	0	0	0	4
15	BROOME, Cane		2-7	1-4	1-4	0 0 1	2	6	1	0	0	0	0	0	23
22	NSOSEME, Eliel		0-0	0-0	0-0	0 2 2	2	0	0	1	0	0	0	0	8
Team					1 1 2										
Totals			22-57	4-19	23-36	16 22 38	15	71	11	12	4	9	0	0	200

FG % 1st Half: 12-30 40.0% 2nd half: 10-27 37.0% Game: 22-57 38.6%
 3FG % 1st Half: 3-10 30.0% 2nd half: 1-9 11.1% Game: 4-19 21.1%
 FT % 1st Half: 10-18 55.6% 2nd half: 13-18 72.2% Game: 23-36 63.9%

Officials: Brian Shey, Marques Pettigrew, Ted Valentine
 Technical fouls: Memphis-Raynere Thornton; Antwann Jones.
 Cincinnati-CUMBERLAND, Jarron.
 Attendance: 12392

Score by periods	1st	2nd	Total
Memphis	32	37	69
Cincinnati	37	34	71

	In	Off	2nd	Fast	Bench
Points MEM	36	9	6	13	23
Points CIN	30	22	15	11	6

Last FG - MEM 2nd-00:06, CIN 2nd-03:27.
 Largest lead - MEM by 3 1st-19:32, CIN by 10 1st-07:43.
 Score tied - 1 time.
 Lead changed - 1 time.

GAME 31 • MARCH 10, 2019
12/12 HOUSTON (85) AT 20/19 CINCINNATI (69)
FIFTH THIRD ARENA (CINCINNATI, OHIO)

Houston 85 • 29-2, 16-2

##	Player	Total		3-Ptr		Rebounds			PF	TP	A	TO	Blk	Stl	Min
		FG-FGA	FG-FGA	FT-FTA	Off Def Tot										
24	Breanon Brady	f	0-2	0-0	0-0	0 0 0	4	0	0	1	1	0	0	0	6
35	Fabian White Jr	f	1-5	0-0	1-2	5 2 7	4	3	0	4	3	0	0	0	24
03	Armoni Brooks	g	5-10	4-8	0-0	1 5 6	3	14	1	2	0	2	0	0	32
05	Corey Davis Jr.	g	10-22	3-9	8-9	0 2 2	1	31	6	0	0	0	0	0	38
25	Galen Robinson, Jr.	g	2-4	0-0	1-1	1 2 3	2	5	1	1	0	0	0	0	25
01	Chris Harris Jr.		0-1	0-0	0-0	1 0 1	3	0	0	0	0	0	0	0	7
11	Nate Hinton		5-8	4-4	2-2	6 5 11	3	16	0	0	0	0	0	0	19
13	DeJon Jarreau		6-12	1-2	0-1	1 4 5	2	13	5	3	0	2	0	0	24
23	Cedrick Alley Jr.		0-0	0-0	1-2	0 0 0	0	1	0	0	0	0	0	0	10
55	Brison Gresham		1-1	0-0	0-1	0 0 0	4	2	0	1	1	1	0	0	15
Team					3 4 7										
Totals			30-65	12-23	13-18	18 24 42	26	85	13	13	5	5	0	0	200

FG % 1st Half: 12-29 41.4% 2nd half: 18-36 50.0% Game: 30-65 46.2%
 3FG % 1st Half: 4-9 44.4% 2nd half: 8-14 57.1% Game: 12-23 52.2%
 FT % 1st Half: 9-11 81.8% 2nd half: 4-7 57.1% Game: 13-18 72.2%

Cincinnati 69 • 25-6, 14-4

##	Player	Total		3-Ptr		Rebounds			PF	TP	A	TO	Blk	Stl	Min
		FG-FGA	FG-FGA	FT-FTA	Off Def Tot										
13	SCOTT, Tre	f	1-5	0-2	5-6	3 5 8	3	7	0	1	0	0	0	0	33
33	BROOKS, Nysier	c	6-8	0-0	4-4	4 2 6	4	16	1	3	2	1	0	0	23
03	JENIFER, Justin	g	0-5	0-3	2-4	0 3 3	1	2	2	0	0	0	0	0	28
15	BROOME, Cane	g	2-11	1-6	2-2	0 0 0	1	7	5	2	0	0	0	0	34
34	CUMBERLAND, Jarron	g	4-11	3-7	9-12	0 3 3	3	20	1	3	1	0	0	0	29
00	JOHNSON, Logan		1-1	1-1	0-2	0 1 1	0	3	0	0	0	0	0	0	5
02	WILLIAMS, Keith		4-6	1-2	0-0	0 1 1	4	9	2	2	0	0	0	0	21
05	MOORE, Trevor		0-0	0-0	0-0	0 1 1	2	0	0	0	0	0	0	0	8
10	FREDERICKS, Rashawn		0-0	0-0	0-0	0 0 0	0	0	0	0	0	0	0	0	10
20	DIARRA, Mamoudou		1-3	0-0	3-3	0 0 1	1	5	0	0	1	0	0	0	8
22	NSOSEME, Eliel		0-0	0-0	0-0	0 0 0	0	0	0	0	0	0	0	0	1
Team					2 2 4										
Totals			19-50	6-21	25-33	9 19 28	19	69	11	12	4	1	0	0	200

FG % 1st Half: 10-28 35.7% 2nd half: 9-22 40.9% Game: 19-50 38.0%
 3FG % 1st Half: 3-11 27.3% 2nd half: 3-10 30.0% Game: 6-21 28.6%
 FT % 1st Half: 12-15 80.0% 2nd half: 13-18 72.2% Game: 25-33 75.8%

Officials: Jeffery Clark, Brian Oconnell, Ron Groover
 Technical fouls: Houston-Brison Gresham, Cincinnati-None.
 Attendance: 12701

Score by periods	1st	2nd	Total
Houston	37	48	85
Cincinnati	35	34	69

	In	Off	2nd	Fast	Bench
Points HOU	36	22	18	14	32
Points CIN	26	14	16	3	17

Last FG - HOU 2nd-01:15, CIN 2nd-02:25.
 Largest lead - HOU by 18 2nd-01:15, CIN by 8 1st-14:17.
 Score tied - 5 times.
 Lead changed - 6 times.

GAME 30 • MARCH 7, 2019
20/19 CINCINNATI (55) AT 25/RV UCF (58)
CFE ARENA (ORLANDO, FLA.)

Cincinnati 55 • 25-5, 14-3

##	Player	Total		3-Ptr		Rebounds			PF	TP	A	TO	Blk	Stl	Min
		FG-FGA	FG-FGA	FT-FTA	Off Def Tot										
13	SCOTT, Tre	f	9-15	2-3	0-1	6 3 9	1	20	3	1	0	0	0	0	39
33	BROOKS, Nysier	c	1-3	0-0	0-0	2 1 3	5	2	0	0	0	0	0	0	13
02	WILLIAMS, Keith	g	2-8	0-2	0-0	2 1 3	3	4	1	1	0	0	0	0	27
03	JENIFER, Justin	g	1-3	1-2	0-0	0 3 3	1	3	1	1	0	0	0	0	27
34	CUMBERLAND, Jarron	g	5-18	0-3	0-1	0 4 4	2	10	5	5	0	0	0	0	36
00	JOHNSON, Logan		0-0	0-0	0-0	0 0 0	0	0	0	0	0	0	0	0	0+
05	MOORE, Trevor		1-2	1-2	2-2	0 1 1	1	5	0	0	0	0	0	0	11
10	FREDERICKS, Rashawn		0-0	0-0	0-0	0 2 2	1	0	0	0	0	0	0	0	3
15	BROOME, Cane		3-10	2-6	0-0	0 0 0	0	8	0	0	0	0	0	0	23
20	DIARRA, Mamoudou		1-3	0-0	1-2	2 1 3	0	3	1	0	1	2	0	0	14
22	NSOSEME, Eliel		0-0	0-0	0-0	0 1 1	2	0	0	0	0	0	0	0	7
Team					3 1 4										
Totals			23-62	6-18	3-6	15 18 33	16	55	11	10	2	6	0	0	200

FG % 1st Half: 9-29 31.0% 2nd half: 14-33 42.4% Game: 23-62 37.1%
 3FG % 1st Half: 2-8 25.0% 2nd half: 4-10 40.0% Game: 6-18 33.3%
 FT % 1st Half: 1-2 50.0% 2nd half: 2-4 50.0% Game: 3-6 50.0%

UCF 58 • 23-6, 13-4

##	Player	Total		3-Ptr		Rebounds			PF	TP	A	TO	Blk	Stl	Min
		FG-FGA	FG-FGA	FT-FTA	Off Def Tot										
35	Collin Smith	f	2-8	0-0	2-4	2 5 7	4	6	1	5	1	0	0	0	22
24	Tacko Fall	c	5-6	0-0	0-0	5 1 6	3	10	1	1	1	0	0	0	24
01	B.J. Taylor	g	8-19	3-7	3-5	0 6 6	0	22	1	0	0	0	0	0	38
02	Terrell Allen	g	1-3	1-1	2-2	0 3 3	3	5	2	3	0	0	0	0	33

GAME 33 • MARCH 16, 2019 • AAC CHAMPIONSHIP SEMIS
24/23 CINCINNATI (66) VS. WICHITA STATE (63)
FEDEXFORUM (MEMPHIS, TENN.)

Wichita St. 63 • 19-14

##	Player		Total	3-Ptr	Rebounds			PF	TP	A	TO	Blk	Stl	Min
			FG-FGA	FG-FGA	FT-FTA	Off	Def	Tot						
01	Markis McDuffie	f	4-12	2-6	8-8	1	3	4	2	18	0	3	0	38
21	Jaime Echenique	c	1-6	0-0	5-6	2	1	3	2	7	0	1	0	15
00	Dexter Dennis	g	1-8	1-6	1-2	2	4	6	4	4	0	1	1	26
02	Jamarius Burton	g	3-5	2-2	1-2	1	3	4	2	9	5	1	0	34
04	Samajae Haynes-Jones	g	7-15	1-7	2-2	0	2	2	1	17	2	1	0	38
03	Ricky Torres		1-1	1-1	0-0	0	1	1	0	3	0	0	0	8
05	Rod Brown		0-1	0-0	0-0	0	0	0	0	0	0	0	0	2
10	Erik Stevenson		1-3	1-3	0-0	0	4	4	1	3	0	2	0	14
33	Asbjorn Midtgaard		1-2	0-0	0-0	1	2	3	3	2	0	0	1	18
44	Isaiah Poor Bear-Cha		0-0	0-0	0-0	0	3	3	2	0	0	0	1	7
Team						2	1	3						
Totals			19-53	8-25	17-20	9	24	33	17	63	7	9	2	200
FG % 1st Half: 8-24 33.3% 2nd half: 11-29 37.9% Game: 19-53 35.8% Deadball														
3FG % 1st Half: 3-10 30.0% 2nd half: 5-15 33.3% Game: 8-25 32.0% Rebounds														
FT % 1st Half: 13-14 92.9% 2nd half: 4-6 66.7% Game: 17-20 85.0% 3,2														

Cincinnati 66 • 27-6

##	Player		Total	3-Ptr	Rebounds			PF	TP	A	TO	Blk	Stl	Min
			FG-FGA	FG-FGA	FT-FTA	Off	Def	Tot						
13	SCOTT, Tre	f	4-11	2-3	2-4	2	6	8	2	12	1	0	1	39
33	BROOKS, Nysier	c	5-7	0-0	3-8	7	2	9	5	13	0	0	1	23
02	WILLIAMS, Keith	g	3-6	0-1	0-0	1	3	4	0	6	2	1	3	27
03	JENIFER, Justin	g	3-8	1-3	0-0	1	1	2	1	7	4	0	0	37
34	CUMBERLAND, Jarron	g	3-16	1-4	4-6	4	2	6	4	11	4	5	0	28
05	MOORE, Trevor		0-2	0-1	0-0	1	0	1	1	0	0	0	0	8
10	FREDERICKS, Rashawn		2-3	0-0	1-1	1	3	4	0	5	0	0	1	7
15	BROOME, Cane		3-9	2-4	0-0	0	2	2	0	8	2	0	0	22
20	DIARRA, Mamoudou		1-1	0-0	0-0	0	0	0	0	2	0	1	1	5
22	NSOSEME, Eliel		1-1	0-0	0-2	1	3	4	1	2	0	0	0	4
Team						0	2	2						
Totals			25-64	6-16	10-21	18	24	42	14	66	13	7	7	200
FG % 1st Half: 13-36 36.1% 2nd half: 12-28 42.9% Game: 25-64 39.1% Deadball														
3FG % 1st Half: 3-7 42.9% 2nd half: 3-9 33.3% Game: 6-16 37.5% Rebounds														
FT % 1st Half: 0-7 0.0% 2nd half: 10-14 71.4% Game: 10-21 47.6% 6,1														

Officials: Anthony Jordan,Tony Greene,Michael Stephens

Technical fouls: Wichita St.-None. Cincinnati-None.

Attendance: 7819

2019 American Championship Semifinals

Score by periods	1st	2nd	Total
Wichita St.	32	31	63
Cincinnati	29	37	66

Points	In	Off	2nd	Fast	Bench
WSU	Paint	T/O	Chance	Break	
CIN	28	5	14	4	17

Last FG - WSU 2nd-03:10, CIN 2nd-00:23.
Largest lead - WSU by 6 1st-15:05, CIN by 13 2nd-09:33.

Score tied - 4 times.
Lead changed - 6 times.

GAME 34 • MARCH 17, 2019 • AAC CHAMPIONSHIP FINALS
24/23 CINCINNATI (69) VS. 11/10 HOUSTON (57)
FEDEXFORUM (MEMPHIS, TENN.)

Cincinnati 69 • 28-6

##	Player		Total	3-Ptr	Rebounds			PF	TP	A	TO	Blk	Stl	Min
			FG-FGA	FG-FGA	FT-FTA	Off	Def	Tot						
13	SCOTT, Tre	f	3-5	1-2	5-6	1	7	8	1	12	2	0	0	34
33	BROOKS, Nysier	c	0-1	0-0	2-4	1	6	7	4	2	0	1	1	36
02	WILLIAMS, Keith	g	2-4	0-0	0-0	1	1	2	3	4	0	2	2	19
03	JENIFER, Justin	g	1-4	1-3	0-0	0	0	0	1	3	2	1	0	35
34	CUMBERLAND, Jarron	g	11-24	1-7	10-13	2	6	8	3	33	1	2	0	35
05	MOORE, Trevor		0-0	0-0	0-0	0	0	0	0	0	0	0	0	4
10	FREDERICKS, Rashawn		0-2	0-0	0-0	0	1	1	0	0	0	0	0	5
15	BROOME, Cane		5-10	3-5	2-2	1	2	3	3	15	1	4	0	28
22	NSOSEME, Eliel		0-0	0-0	0-0	1	1	2	1	0	0	0	0	4
Team						5	3	8						
Totals			22-50	6-17	19-25	12	27	39	16	69	6	11	3	200
FG % 1st Half: 12-28 42.9% 2nd half: 10-22 45.5% Game: 22-50 44.0% Deadball														
3FG % 1st Half: 4-9 44.4% 2nd half: 2-8 25.0% Game: 6-17 35.3% Rebounds														
FT % 1st Half: 5-8 62.5% 2nd half: 14-17 82.4% Game: 19-25 76.0% 4,1														

Houston 57 • 31-3

##	Player		Total	3-Ptr	Rebounds			PF	TP	A	TO	Blk	Stl	Min
			FG-FGA	FG-FGA	FT-FTA	Off	Def	Tot						
24	Breaon Brady	f	1-4	0-0	0-0	2	0	2	4	2	0	0	0	8
35	Fabian White Jr	f	0-0	0-0	3-4	2	1	3	1	3	1	1	0	17
03	Armoni Brooks	g	7-17	3-12	0-0	0	5	5	1	17	0	1	0	36
05	Corey Davis Jr.	g	3-13	2-10	4-4	1	0	1	4	12	1	1	0	34
25	Galen Robinson, Jr.	g	2-6	2-3	3-4	1	3	4	2	9	1	1	0	28
01	Chris Harris Jr.		1-1	0-0	0-4	6	2	8	1	2	0	1	4	20
02	Landon Goseling		0-0	0-0	0-0	0	0	0	0	0	1	0	0	1
11	Nate Hinton		1-8	1-6	0-0	1	1	2	0	3	0	0	0	15
13	DeJon Jarreau		2-10	0-2	1-2	1	3	4	3	5	4	2	0	23
23	Cedrick Alley Jr.		0-1	0-0	0-0	0	0	0	0	0	0	0	0	6
55	Brian Gresham		2-2	0-0	0-0	0	1	1	3	4	0	0	0	12
Team						3	0	3						
Totals			19-62	8-33	11-18	17	16	33	19	57	8	7	4	200
FG % 1st Half: 9-26 34.6% 2nd half: 10-36 27.8% Game: 19-62 30.6% Deadball														
3FG % 1st Half: 5-15 33.3% 2nd half: 3-18 16.7% Game: 8-33 24.2% Rebounds														
FT % 1st Half: 7-10 70.0% 2nd half: 4-8 50.0% Game: 11-18 61.1% 5,2														

Officials: Keith Kimble,Joe Lindsay,Michael Stephens

Technical fouls: Cincinnati-CUMBERLAND, Jarron. Houston-None.

Attendance: 7223

2019 American Championship Finals

Score by periods	1st	2nd	Total
Cincinnati	33	36	69
Houston	30	27	57

Points	In	Off	2nd	Fast	Bench
CIN	Paint	T/O	Chance	Break	
HOU	20	5	15	2	15

Last FG - CIN 2nd-04:18, HOU 2nd-00:01.
Largest lead - CIN by 15 2nd-07:00, HOU None.

Score tied - 2 times.
Lead changed - 0 times.

GAME 35 • MARCH 22, 2019 • NCAA TOURNAMENT FIRST ROUND
CINCINNATI VS. IOWA
NATIONWIDE ARENA (COLUMBUS, OHIO)

GAME 36 • MARCH 24, 2019 • NCAA TOURNAMENT SECOND ROUND
CINCINNATI VS. TENNESSEE/COLGATE
NATIONWIDE ARENA (COLUMBUS, OHIO)



2018-19 Cincinnati Basketball
Cincinnati Combined Team Statistics (as of Mar 17, 2019)
All games



RECORD:	OVERALL	HOME	AWAY	NEUTRAL
ALL GAMES	28-6	16-2	7-4	5-0
CONFERENCE	14-4	8-1	6-3	0-0
NON-CONFERENCE	14-2	8-1	1-1	5-0

#	Player	gp-gs	min	avg	Total		3-Point		F-Throw		Rebounds				pf	dq	a	to	blk	stl	pts	avg
					fg-fga	fg%	3fg-fga	3fg%	ft-fa	ft%	off	def	tot	avg								
34	CUMBERLAND, Jarron	34-34	1097	32.3	200-495	.404	77-197	.391	162-209	.775	40	114	154	4.5	79	1	123	94	14	39	639	18.8
02	WILLIAMS, Keith	34-31	881	25.9	128-283	.452	21-74	.284	65-92	.707	44	61	105	3.1	81	1	37	49	31	38	342	10.1
13	SCOTT, Tre	34-34	1034	30.4	121-257	.471	12-38	.316	62-94	.660	79	154	233	6.9	58	1	52	38	18	28	316	9.3
15	BROOME, Cane	34-4	723	21.3	96-241	.398	29-97	.299	61-80	.763	11	45	56	1.6	36	0	76	41	1	22	282	8.3
03	JENIFER, Justin	33-33	854	25.9	91-207	.440	57-128	.445	33-44	.750	4	51	55	1.7	42	0	96	24	0	22	272	8.2
33	BROOKS, Nysier	34-34	781	23.0	94-177	.531	0-0	.000	83-131	.634	92	124	216	6.4	109	5	14	31	50	13	271	8.0
10	FREDERICKS, Rasha	34-0	356	10.5	29-80	.363	8-33	.242	15-20	.750	28	49	77	2.3	28	0	8	12	5	10	81	2.4
20	DIARRA, Mamoudou	19-0	135	7.1	17-41	.415	1-2	.500	10-14	.714	11	27	38	2.0	14	0	6	4	8	5	45	2.4
05	MOORE, Trevor	33-0	393	11.9	27-82	.329	18-65	.277	5-7	.714	14	32	46	1.4	35	0	17	10	1	14	77	2.3
00	JOHNSON, Logan	31-0	221	7.1	23-49	.469	3-12	.250	14-20	.700	15	23	38	1.2	23	0	21	19	7	11	63	2.0
22	NSOSEME, Eliel	32-0	353	11.0	15-37	.405	0-0	.000	13-32	.406	32	74	106	3.3	38	0	4	11	18	8	43	1.3
31	MARTIN, Sam	6-0	13	2.2	2-2	1.000	0-0	.000	1-1	1.000	0	0	0	0.0	2	0	3	0	0	0	5	0.8
32	KOZ, John	5-0	9	1.8	1-2	.500	0-0	.000	0-0	.000	0	2	2	0.4	0	0	0	1	0	0	2	0.4
Team											66	40	106		1		24					
Total.....		34	6850		844-1953	.432	226-646	.350	524-744	.704	436	796	1232	36.2	546	8	457	358	153	210	2438	71.7
Opponents.....		34	6845		737-1816	.406	273-778	.351	368-554	.664	331	724	1055	31.0	645	-	373	462	125	132	2115	62.2

TEAM STATISTICS	CIN	OPP
SCORING	2438	2115
Points per game	71.7	62.2
Scoring margin	+9.5	-
FIELD GOALS-ATT	844-1953	737-1816
Field goal pct	.432	.406
3 POINT FG-ATT	226-646	273-778
3-point FG pct	.350	.351
3-pt FG made per game	6.6	8.0
FREE THROWS-ATT	524-744	368-554
Free throw pct	.704	.664
F-Throws made per game	15.4	10.8
REBOUNDS	1232	1055
Rebounds per game	36.2	31.0
Rebounding margin	+5.2	-
ASSISTS	457	373
Assists per game	13.4	11.0
TURNOVERS	358	462
Turnovers per game	10.5	13.6
Turnover margin	+3.1	-
Assist/turnover ratio	1.3	0.8
STEALS	210	132
Steals per game	6.2	3.9
BLOCKS	153	125
Blocks per game	4.5	3.7
ATTENDANCE	202610	111914
Home games-Avg/Game	18-11256	11-8579
Neutral site-Avg/Game	-	5-3508

Score by Periods	1st	2nd	OT	Totals
Cincinnati	1161	1253	24	2438
Opponents	984	1114	17	2115

Date	Opponent		Score	Att.
11/07/18	OHIO ST.	L	56-64	12012
11/13/18	N.C. CENTRAL	w	73-51	10037
11/16/18	MILWAUKEE	w	74-63	10163
11/19/18	WESTERN MICH.	w	78-52	8998
11/23/18	vs George Mason	w	71-55	1250
11/24/18	vs Ole Miss	w	71-57	1250
11/27/18	ARK.-PINE BLUFF	w	105-49	8513
12/01/18	at UNLV	w	65-61	9572
12/04/18	NORTHERN KY.	w	78-65	11218
12/08/18	XAVIER	w	62-47	12513
12/15/18	at Mississippi State	L	59-70	9120
12/19/18	UCLA	w	93-64	12689
12/22/18	SOUTH CAROLINA ST.	w	77-56	11623
* 01/02/19	TULANE	w	93-61	10689
* 01/05/19	at ECU	L	71-73	4238
* 01/10/19	at Tulsa	Wot	70-65	4342
* 01/12/19	UConn	Wot	74-72	11375
* 01/15/19	SOUTH FLA.	w	82-74	10347
* 01/19/19	at Wichita St.	w	66-55	10254
* 01/24/19	TULSA	w	88-64	10484
* 01/27/19	at Temple	w	72-68	6652
* 02/02/19	SMU	w	73-68	12256
* 02/07/19	at Memphis	w	69-64	16363
* 02/10/19	at Houston	L	58-65	7039
* 02/17/19	WICHITA ST.	w	72-62	12223
* 02/21/19	UCF	w	60-55	12377
* 02/24/19	at UConn	w	64-60	11904
* 02/27/19	at SMU	w	52-49	5747
* 03/02/19	MEMPHIS	w	71-69	12392
* 03/07/19	at UCF	L	55-58	9141
* 03/10/19	HOUSTON	L	69-85	12701
03/15/19	vs SMU	w	82-74	0
03/16/19	vs Wichita St.	w	66-63	7819
03/17/19	vs Houston	w	69-57	7223

* = Conference game



2018-19 Cincinnati Basketball
Cincinnati Combined Team Statistics (as of Mar 17, 2019)
Conference games



RECORD:	OVERALL	HOME	AWAY	NEUTRAL
ALL GAMES	14-4	8-1	6-3	0-0
CONFERENCE	14-4	8-1	6-3	0-0
NON-CONFERENCE	0-0	0-0	0-0	0-0

#	Player	gp-gs	min	avg	Total		3-Point		F-Throw		Rebounds				pf	dq	a	to	blk	stl	pts	avg
					fg-fga	fg%	3fg-fga	3fg%	ft-fa	ft%	off	def	tot	avg								
34	CUMBERLAND, Jarron	18-18	631	35.1	106-273	.388	40-110	.364	106-137	.774	24	74	98	5.4	45	0	72	53	6	16	358	19.9
02	WILLIAMS, Keith	18-16	503	27.9	67-157	.427	12-45	.267	40-50	.800	21	31	52	2.9	47	1	23	29	15	22	186	10.3
03	JENIFER, Justin	18-18	460	25.6	51-121	.421	33-78	.423	23-32	.719	2	37	39	2.2	19	0	33	16	0	12	158	8.8
13	SCOTT, Tre	18-18	553	30.7	57-127	.449	7-23	.304	27-44	.614	47	76	123	6.8	30	0	29	21	7	15	148	8.2
15	BROOME, Cane	18-2	380	21.1	48-124	.387	18-57	.316	33-44	.750	5	24	29	1.6	19	0	40	17	1	12	147	8.2
33	BROOKS, Nysier	18-18	408	22.7	46-100	.460	0-0	.000	42-66	.636	56	61	117	6.5	57	2	7	16	30	8	134	7.4
05	MOORE, Trevor	18-0	216	12.0	15-45	.333	12-39	.308	2-4	.500	9	13	22	1.2	22	0	7	3	0	5	44	2.4
20	DIARRA, Mamoudou	11-0	73	6.6	8-22	.364	0-0	.000	6-7	.857	7	13	20	1.8	8	0	3	2	6	4	22	2.0
10	FREDERICKS, Rasha	18-0	166	9.2	9-33	.273	4-16	.250	2-4	.500	14	27	41	2.3	16	0	3	3	1	5	24	1.3
00	JOHNSON, Logan	17-0	83	4.9	9-21	.429	1-6	.167	3-6	.500	8	8	16	0.9	10	0	6	9	3	3	22	1.3
32	KOZ, John	2-0	3	1.5	1-2	.500	0-0	.000	0-0	.000	0	1	1	0.5	0	0	0	0	0	0	2	1.0
22	NSOSEME, Eliel	17-0	171	10.1	4-12	.333	0-0	.000	6-15	.400	9	29	38	2.2	19	0	2	5	10	5	14	0.8
31	MARTIN, Sam	2-0	3	1.5	0-0	.000	0-0	.000	0-0	.000	0	0	0	0.0	0	0	1	0	0	0	0	0.0
Team											31	22	53					17				
Total.....		18	3650		421-1037	.406	127-374	.340	290-409	.709	233	416	649	36.1	292	3	226	191	79	107	1259	69.9
Opponents.....		18	3650		414-983	.421	155-415	.373	184-274	.672	176	413	589	32.7	346	-	212	243	80	63	1167	64.8

TEAM STATISTICS	CIN	OPP
SCORING	1259	1167
Points per game	69.9	64.8
Scoring margin	+5.1	-
FIELD GOALS-ATT	421-1037	414-983
Field goal pct	.406	.421
3 POINT FG-ATT	127-374	155-415
3-point FG pct	.340	.373
3-pt FG made per game	7.1	8.6
FREE THROWS-ATT	290-409	184-274
Free throw pct	.709	.672
F-Throws made per game	16.1	10.2
REBOUNDS	649	589
Rebounds per game	36.1	32.7
Rebounding margin	+3.3	-
ASSISTS	226	212
Assists per game	12.6	11.8
TURNOVERS	191	243
Turnovers per game	10.6	13.5
Turnover margin	+2.9	-
Assist/turnover ratio	1.2	0.9
STEALS	107	63
Steals per game	5.9	3.5
BLOCKS	79	80
Blocks per game	4.4	4.4
ATTENDANCE	104844	75680
Home games-Avg/Game	9-11649	9-8409
Neutral site-Avg/Game	-	0-0

Date	Opponent		Score	Att.
* 01/02/19	TULANE	w	93-61	10689
* 01/05/19	at ECU	L	71-73	4238
* 01/10/19	at Tulsa	Wot	70-65	4342
* 01/12/19	UCONN	Wot	74-72	11375
* 01/15/19	SOUTH FLA.	w	82-74	10347
* 01/19/19	at Wichita St.	w	66-55	10254
* 01/24/19	TULSA	w	88-64	10484
* 01/27/19	at Temple	w	72-68	6652
* 02/02/19	SMU	w	73-68	12256
* 02/07/19	at Memphis	w	69-64	16363
* 02/10/19	at Houston	L	58-65	7039
* 02/17/19	WICHITA ST.	w	72-62	12223
* 02/21/19	UCF	w	60-55	12377
* 02/24/19	at UConn	w	64-60	11904
* 02/27/19	at SMU	w	52-49	5747
* 03/02/19	MEMPHIS	w	71-69	12392
* 03/07/19	at UCF	L	55-58	9141
* 03/10/19	HOUSTON	L	69-85	12701

* = Conference game

Score by Periods	1st	2nd	OT	Totals
Cincinnati	582	653	24	1259
Opponents	540	610	17	1167



2018-19 Cincinnati Basketball
 Cincinnati Combined Team Statistics (as of Mar 17, 2019)
2019 AAC Tournament



RECORD:	OVERALL	HOME	AWAY	NEUTRAL
ALL GAMES	3-0	0-0	0-0	3-0
CONFERENCE	0-0	0-0	0-0	0-0
NON-CONFERENCE	3-0	0-0	0-0	3-0

#	Player	gp-gs	min	avg	Total		3-Point		F-Throw		Rebounds				pf	dq	a	to	blk	stl	pts	avg
					fg-fga	fg%	3fg-fga	3fg%	ft-fa	ft%	off	def	tot	avg								
34	CUMBERLAND, Jarron	3-3	103	34.3	24-60	.400	5-19	.263	17-23	.739	7	11	18	6.0	8	0	13	9	1	3	70	23.3
13	SCOTT, Tre	3-3	108	36.0	15-33	.455	3-7	.429	8-12	.667	8	20	28	9.3	3	0	4	1	1	3	41	13.7
15	BROOME, Cane	3-0	60	20.0	9-21	.429	6-11	.545	6-8	.750	1	4	5	1.7	5	0	3	4	0	0	30	10.0
03	JENIFER, Justin	3-3	103	34.3	10-18	.556	7-11	.636	0-0	.000	2	1	3	1.0	3	0	10	2	0	2	27	9.0
33	BROOKS, Nysier	3-3	90	30.0	8-13	.615	0-0	.000	6-16	.375	11	13	24	8.0	10	1	1	2	3	0	22	7.3
02	WILLIAMS, Keith	3-3	72	24.0	6-15	.400	0-2	.000	2-2	1.000	3	4	7	2.3	6	0	2	4	6	3	14	4.7
10	FREDERICKS, Rasha	3-0	18	6.0	3-7	.429	0-0	.000	1-1	1.000	1	5	6	2.0	2	0	0	0	1	0	7	2.3
20	DIARRA, Mamoudou	2-0	13	6.5	1-2	.500	0-0	.000	0-0	.000	1	0	1	0.5	0	0	1	2	1	0	2	1.0
22	NSOSEME, Eliel	2-0	8	4.0	1-1	1.000	0-0	.000	0-2	.000	2	4	6	3.0	2	0	0	0	0	0	2	1.0
05	MOORE, Trevor	3-0	25	8.3	1-5	.200	0-2	.000	0-0	.000	3	2	5	1.7	2	0	0	1	0	0	2	0.7
00	JOHNSON, Logan	1-0	0	0.0	0-0	.000	0-0	.000	0-0	.000	0	0	0	0.0	0	0	0	0	0	0	0	0.0
Team											7	7	14					1				
Total.....		3	600		78-175	.446	21-52	.404	40-64	.625	46	71	117	39.0	41	1	34	26	13	11	217	72.3
Opponents.....		3	600		68-173	.393	23-74	.311	35-50	.700	36	58	94	31.3	52	-	25	26	8	13	194	64.7

TEAM STATISTICS	CIN	OPP
SCORING	217	194
Points per game	72.3	64.7
Scoring margin	+7.7	-
FIELD GOALS-ATT	78-175	68-173
Field goal pct	.446	.393
3 POINT FG-ATT	21-52	23-74
3-point FG pct	.404	.311
3-pt FG made per game	7.0	7.7
FREE THROWS-ATT	40-64	35-50
Free throw pct	.625	.700
F-Throws made per game	13.3	11.7
REBOUNDS	117	94
Rebounds per game	39.0	31.3
Rebounding margin	+7.7	-
ASSISTS	34	25
Assists per game	11.3	8.3
TURNOVERS	26	26
Turnovers per game	8.7	8.7
Turnover margin	+0.0	-
Assist/turnover ratio	1.3	1.0
STEALS	11	13
Steals per game	3.7	4.3
BLOCKS	13	8
Blocks per game	4.3	2.7
ATTENDANCE	0	15042
Home games-Avg/Game	0-0	0-0
Neutral site-Avg/Game	-	3-5014

Date	Opponent		Score	Att.
03/15/19	vs SMU	w	82-74	0
03/16/19	vs Wichita St.	w	66-63	7819
03/17/19	vs Houston	w	69-57	7223

* = Conference game

Score by Periods	1st	2nd	Totals
Cincinnati	102	115	217
Opponents	100	94	194



2018-19 Cincinnati Basketball
Cincinnati Team Game-by-Game Comparison (as of Mar 17, 2019)
All games



Opponent	1st	2nd	Score	Mar	Total FG	FG Pct	3-Pointers	3FG Pct	Free Throws	FT Pct	Rebounds	Assist	T/Over	Block	Steal	Fouls
OHIO ST.	18/27	38/37	56-64	(8)	17-62/20-47	.274/.426	6-26/8-20	.231/.400	16-21/16-22	.762/.727	39/33 +6	12/7	10/13	7/5	4/2	19/22
N.C. CENTRAL	34/19	39/32	73-51	+22	31-53/17-47	.585/.362	5-14/8-17	.357/.471	6-12/9-12	.500/.750	31/26 +5	19/12	13/15	8/1	8/4	13/18
MILWAUKEE	33/33	41/30	74-63	+11	29-58/25-56	.500/.446	4-19/9-23	.211/.391	12-20/4-7	.600/.571	37/25 +12	16/11	8/11	3/0	7/2	7/19
WESTERN MICH.	43/29	35/23	78-52	+26	30-64/15-45	.469/.333	5-13/6-20	.385/.300	13-17/16-31	.765/.516	42/27 +15	19/8	11/17	4/2	10/4	21/18
George Mason	32/23	39/32	71-55	+16	27-53/22-50	.509/.440	2-7/7-23	.286/.304	15-21/4-11	.714/.364	33/20 +13	7/12	13/16	3/3	9/8	14/19
Ole Miss	37/33	34/24	71-57	+14	20-50/19-51	.400/.373	6-14/3-21	.429/.143	25-35/16-17	.714/.941	33/27 +6	9/3	7/11	6/6	4/3	18/26
ARK.-PINE BLUFF	59/22	46/27	105-49	+56	41-64/16-50	.641/.320	11-19/4-21	.579/.190	12-18/13-17	.667/.765	31/29 +2	19/11	14/31	6/0	13/7	17/19
UNLV	33/24	32/37	65-61	+4	24-49/18-51	.490/.353	6-12/7-24	.500/.292	11-16/18-29	.688/.621	31/37 (6)	14/8	17/14	4/4	7/6	23/17
NORTHERN KY.	45/28	33/37	78-65	+13	24-52/24-60	.462/.400	4-13/11-25	.308/.440	26-33/6-15	.788/.400	39/31 +8	15/11	11/13	5/3	6/5	12/22
XAVIER	28/22	34/25	62-47	+15	24-59/18-51	.407/.353	5-18/5-25	.278/.200	9-13/6-9	.692/.667	36/30 +6	16/8	5/12	4/2	4/3	14/14
Mississippi State	32/37	27/33	59-70	(11)	19-51/22-48	.373/.458	3-14/12-23	.214/.522	18-24/14-23	.750/.609	30/34 (4)	9/16	13/13	5/5	6/5	21/18
UCLA	48/31	45/33	93-64	+29	33-63/21-52	.524/.404	12-21/9-26	.571/.346	15-20/13-18	.750/.722	38/25 +13	24/16	6/14	4/5	7/1	17/19
SOUTH CAROLINA ST.	35/16	42/40	77-56	+21	26-63/18-52	.413/.346	9-30/6-21	.300/.286	16-21/14-19	.762/.737	46/28 +18	18/13	13/13	2/1	7/6	17/16
TULANE	52/28	41/33	93-61	+32	32-67/21-57	.478/.368	10-21/9-22	.476/.409	19-23/10-14	.826/.714	36/30 +6	20/14	5/13	8/3	5/1	17/16
ECU	27/36	44/37	71-73	(2)	30-62/24-47	.484/.511	3-19/9-22	.158/.409	8-18/16-23	.444/.696	33/27 +6	11/11	15/12	7/4	6/7	21/16
Tulsa	28/26	30/32	70-65	+5	27-65/19-46	.415/.413	9-31/14-23	.290/.609	7-9/13-21	.778/.619	33/36 (3)	13/17	12/22	4/2	15/4	19/16
UCONN	33/32	29/30	74-72	+2	22-52/24-58	.423/.414	5-17/11-27	.294/.407	25-38/13-16	.658/.813	30/38 (8)	15/11	10/15	3/4	8/4	17/28
SOUTH FLA.	43/31	39/43	82-74	+8	23-51/23-49	.451/.469	7-18/6-18	.389/.333	29-32/22-26	.906/.846	23/27 (4)	14/13	11/21	9/2	12/4	19/26
Wichita St.	24/23	42/32	66-55	+11	18-46/21-52	.391/.404	5-14/8-21	.357/.381	25-35/5-7	.714/.714	36/24 +12	5/11	12/13	6/1	1/4	14/26
TULSA	39/28	49/36	88-64	+24	32-65/24-54	.492/.444	14-29/8-23	.483/.348	10-20/8-19	.500/.421	44/26 +18	20/15	9/10	3/2	4/4	15/15
Temple	25/35	47/33	72-68	+4	22-55/20-48	.400/.417	3-18/9-24	.167/.375	25-37/19-31	.676/.613	46/22 +24	8/10	10/8	3/0	5/4	20/25
SMU	42/35	31/33	73-68	+5	26-54/26-60	.481/.433	10-26/10-28	.385/.357	11-18/6-11	.611/.545	35/32 +3	16/12	11/9	1/3	2/3	10/17
Memphis	29/35	40/29	69-64	+5	23-58/25-56	.397/.446	11-29/10-29	.379/.345	12-22/4-8	.545/.500	38/32 +6	17/15	10/13	3/8	6/5	15/21
Houston	33/34	25/31	58-65	(7)	22-66/26-53	.333/.491	8-21/7-21	.381/.333	6-11/6-10	.545/.600	36/42 (6)	6/11	4/13	2/9	9/3	13/17
WICHITA ST.	34/24	38/38	72-62	+10	20-58/19-71	.345/.268	10-22/9-35	.455/.257	22-28/15-16	.786/.938	42/51 (9)	14/8	10/13	8/6	6/1	15/20
UCF	26/18	34/37	60-55	+5	21-52/21-45	.404/.467	7-14/9-20	.500/.450	11-12/4-7	.917/.571	28/24 +4	13/11	14/17	4/5	3/4	13/11
UConn	32/29	32/31	64-60	+4	22-53/22-56	.415/.393	5-16/3-17	.313/.176	15-16/13-21	.938/.619	40/30 +10	11/7	16/11	4/5	6/5	23/14
SMU	22/28	30/21	52-49	+3	17-64/20-57	.266/.351	4-21/7-24	.190/.292	14-15/2-3	.933/.667	50/35 +15	10/10	8/9	4/10	3/2	11/15
MEMPHIS	37/32	34/37	71-69	+2	22-57/27-56	.386/.482	4-19/8-20	.211/.400	23-36/7-10	.639/.700	38/31 +7	11/16	12/17	4/4	9/2	15/24
UCF	21/29	34/29	55-58	(3)	23-62/22-53	.371/.415	6-18/6-18	.333/.333	3-6/8-13	.500/.615	33/40 (7)	11/7	10/14	2/7	6/1	16/13
HOUSTON	35/37	34/48	69-85	(16)	19-50/30-65	.380/.462	6-21/12-23	.286/.522	25-33/13-18	.758/.722	28/42 (14)	11/13	12/13	4/5	1/5	19/26
SMU	40/38	42/36	82-74	+8	31-61/30-58	.508/.517	9-19/7-16	.474/.438	11-18/7-12	.611/.583	36/28 +8	15/10	8/10	3/2	4/6	11/16
Wichita St.	29/32	37/31	66-63	+3	25-64/19-53	.391/.358	6-16/8-25	.375/.320	10-21/17-20	.476/.850	42/33 +9	13/7	7/9	7/2	5/5	14/17
Houston	33/30	36/27	69-57	+12	22-50/19-62	.440/.306	6-17/8-33	.353/.242	19-25/11-18	.760/.611	39/33 +6	6/8	11/7	3/4	2/2	16/19

Note: Game totals are displayed in the format TEAM/OPPONENT for each category



2018-19 Cincinnati Basketball
Cincinnati Game-by-Game Highs (as of Mar 17, 2019)
All games



Opponent	Date	Score	Points	Rebounds	Assists	Steals	Blocked shots
OHIO ST.	11/07/18	56-64	22-CUMBERLAND, Ja	6-BROOKS, Nysier NSOSEME, Eliel SCOTT, Tre	5-JENIFER, Justin	1-JENIFER, Justin WILLIAMS, Keith CUMBERLAND, Jar MOORE, Trevor	2-BROOKS, Nysier SCOTT, Tre JOHNSON, Logan
N.C. CENTRAL	11/13/18	73-51	15-WILLIAMS, Keith	7-BROOKS, Nysier	6-JENIFER, Justin	2-JENIFER, Justin CUMBERLAND, Jar WILLIAMS, Keith	3-WILLIAMS, Keith
MILWAUKEE	11/16/18	74-63	17-BROOME, Cane	10-BROOKS, Nysier SCOTT, Tre	6-JOHNSON, Logan	3-BROOME, Cane	2-BROOKS, Nysier
WESTERN MICH.	11/19/18	78-52	27-CUMBERLAND, Ja	10-BROOKS, Nysier	6-CUMBERLAND, Ja	4-WILLIAMS, Keith	2-BROOKS, Nysier
vs George Mason	11/23/18	71-55	21-BROOME, Cane	8-SCOTT, Tre	3-JENIFER, Justin	3-CUMBERLAND, Ja	2-CUMBERLAND, Ja
vs Ole Miss	11/24/18	71-57	25-CUMBERLAND, Ja	9-SCOTT, Tre	4-BROOME, Cane	2-BROOME, Cane	2-CUMBERLAND, Ja SCOTT, Tre
ARK.-PINE BLUFF	11/27/18	105-49	13-JENIFER, Justin	7-SCOTT, Tre	6-CUMBERLAND, Ja	4-JOHNSON, Logan	2-FREDERICKS, Ras
at UNLV	12/01/18	65-61	15-WILLIAMS, Keith	8-NSOSEME, Eliel WILLIAMS, Keith	6-JENIFER, Justin	2-BROOKS, Nysier CUMBERLAND, Jar	2-BROOKS, Nysier NSOSEME, Eliel
NORTHERN KY.	12/04/18	78-65	22-SCOTT, Tre	10-SCOTT, Tre	5-CUMBERLAND, Ja	2-BROOME, Cane	3-BROOKS, Nysier
XAVIER	12/08/18	62-47	19-CUMBERLAND, Ja	10-SCOTT, Tre	9-JENIFER, Justin	2-CUMBERLAND, Ja	2-WILLIAMS, Keith
at Mississippi State	12/15/18	59-70	21-CUMBERLAND, Ja	8-BROOKS, Nysier	4-JENIFER, Justin	2-CUMBERLAND, Ja	2-WILLIAMS, Keith
UCLA	12/19/18	93-64	25-CUMBERLAND, Ja	6-BROOKS, Nysier	5-JENIFER, Justin	2-CUMBERLAND, Ja MOORE, Trevor	2-BROOKS, Nysier
SOUTH CAROLINA ST.	12/22/18	77-56	17-BROOKS, Nysier	8-BROOKS, Nysier	5-JENIFER, Justin	3-CUMBERLAND, Ja FREDERICKS, Ras	1-NSOSEME, Eliel CUMBERLAND, Jar
TULANE	01/02/19	93-61	22-CUMBERLAND, Ja	7-CUMBERLAND, Ja	5-CUMBERLAND, Ja JENIFER, Justin	3-WILLIAMS, Keith	3-WILLIAMS, Keith
at ECU	01/05/19	71-73	18-CUMBERLAND, Ja	9-SCOTT, Tre	4-CUMBERLAND, Ja	2-WILLIAMS, Keith	3-BROOKS, Nysier
at Tulsa	01/10/19	70-65	16-BROOME, Cane	9-SCOTT, Tre	6-BROOME, Cane	3-WILLIAMS, Keith BROOKS, Nysier MOORE, Trevor	3-BROOKS, Nysier
UCONN	01/12/19	74-72	22-CUMBERLAND, Ja	6-BROOKS, Nysier CUMBERLAND, Jar	7-CUMBERLAND, Ja	2-BROOME, Cane CUMBERLAND, Jar WILLIAMS, Keith	2-BROOKS, Nysier
SOUTH FLA.	01/15/19	82-74	34-CUMBERLAND, Ja	6-BROOKS, Nysier	5-BROOME, Cane	4-CUMBERLAND, Ja	4-NSOSEME, Eliel
at Wichita St.	01/19/19	66-55	18-CUMBERLAND, Ja	10-SCOTT, Tre BROOKS, Nysier	2-CUMBERLAND, Ja	1-CUMBERLAND, Ja	2-WILLIAMS, Keith BROOKS, Nysier
TULSA	01/24/19	88-64	23-CUMBERLAND, Ja	11-SCOTT, Tre	5-CUMBERLAND, Ja WILLIAMS, Keith	2-BROOME, Cane	2-BROOKS, Nysier
at Temple	01/27/19	72-68	25-CUMBERLAND, Ja	8-CUMBERLAND, Ja	3-CUMBERLAND, Ja BROOME, Cane	2-JOHNSON, Logan	1-NSOSEME, Eliel BROOKS, Nysier JOHNSON, Logan
SMU	02/02/19	73-68	24-CUMBERLAND, Ja	9-CUMBERLAND, Ja	5-CUMBERLAND, Ja	1-WILLIAMS, Keith BROOME, Cane	1-BROOME, Cane
at Memphis	02/07/19	69-64	17-CUMBERLAND, Ja	9-SCOTT, Tre	6-CUMBERLAND, Ja	2-JENIFER, Justin FREDERICKS, Ras	2-BROOKS, Nysier
at Houston	02/10/19	58-65	27-CUMBERLAND, Ja	10-BROOKS, Nysier	2-BROOME, Cane	4-WILLIAMS, Keith	1-BROOKS, Nysier WILLIAMS, Keith
WICHITA ST.	02/17/19	72-62	27-CUMBERLAND, Ja	8-FREDERICKS, Ras SCOTT, Tre	5-CUMBERLAND, Ja	1-CUMBERLAND, Ja NSOSEME, Eliel SCOTT, Tre BROOKS, Nysier FREDERICKS, Ras JENIFER, Justin	5-BROOKS, Nysier
UCF	02/21/19	60-55	12-WILLIAMS, Keith	7-CUMBERLAND, Ja	6-CUMBERLAND, Ja	1-SCOTT, Tre	2-CUMBERLAND, Ja



2018-19 Cincinnati Basketball
Cincinnati Game-by-Game Highs (as of Mar 17, 2019)
All games



Opponent	Date	Score	Points	Rebounds	Assists	Steals	Blocked shots
			JENIFER, Justin	BROOKS, Nysier		BROOKS, Nysier CUMBERLAND, Jar	
at UConn	02/24/19	64-60	12-WILLIAMS, Keith	8-SCOTT, Tre	4-CUMBERLAND, Ja	2-CUMBERLAND, Ja	1-SCOTT, Tre NSOSEME, Eliel WILLIAMS, Keith DIARRA, Mamoudo
at SMU	02/27/19	52-49	12-CUMBERLAND, Ja	12-BROOKS, Nysier	4-CUMBERLAND, Ja	1-JENIFER, Justin DIARRA, Mamoudo WILLIAMS, Keith	3-BROOKS, Nysier
MEMPHIS	03/02/19	71-69	26-CUMBERLAND, Ja	12-BROOKS, Nysier	3-WILLIAMS, Keith CUMBERLAND, Jar	3-WILLIAMS, Keith	1-CUMBERLAND, Ja WILLIAMS, Keith SCOTT, Tre BROOKS, Nysier
at UCF	03/07/19	55-58	20-SCOTT, Tre	9-SCOTT, Tre	5-CUMBERLAND, Ja	2-BROOME, Cane DIARRA, Mamoudo	1-DIARRA, Mamoudo NSOSEME, Eliel
HOUSTON vs SMU	03/10/19 03/15/19	69-85 82-74	20-CUMBERLAND, Ja 26-CUMBERLAND, Ja	8-SCOTT, Tre 12-SCOTT, Tre	5-BROOME, Cane 8-CUMBERLAND, Ja	1-BROOKS, Nysier 2-SCOTT, Tre	2-BROOKS, Nysier 1-BROOKS, Nysier CUMBERLAND, Jar WILLIAMS, Keith
vs Wichita St.	03/16/19	66-63	13-BROOKS, Nysier	9-BROOKS, Nysier	4-CUMBERLAND, Ja JENIFER, Justin	2-WILLIAMS, Keith	3-WILLIAMS, Keith
vs Houston	03/17/19	69-57	33-CUMBERLAND, Ja	8-CUMBERLAND, Ja SCOTT, Tre	2-SCOTT, Tre JENIFER, Justin	1-CUMBERLAND, Ja WILLIAMS, Keith	2-WILLIAMS, Keith



2018-19 Cincinnati Basketball
Cincinnati Points-Rebounds-Assists (as of Mar 17, 2019)
All games



Opponent	Date	Score		00	02	03	05	10	13	15
				JOHNSON,LO	WILLIAMS,K	JENIFER,JU	MOORE,TREV	FREDERICKS	SCOTT,TRE	BROOME,CAN
OHIO ST.	11/07/18	56-64	L	2-0-0	4-3-0	5-2-5	2-2-0	1-2-0	8-6-2	5-2-2
N.C. CENTRAL	11/13/18	73-51	w	8-4-2	15-4-3	10-0-6	3-0-1	3-0-1	12-3-2	0-0-0
MILWAUKEE	11/16/18	74-63	w	4-2-6	12-2-1	DNP	0-0-1	0-2-1	15-10-2	17-1-4
WESTERN MICH.	11/19/18	78-52	w	0-0-0	8-5-0	0-1-5	2-2-1	4-4-0	4-3-2	14-5-3
vs George Mason	11/23/18	71-55	w	0-1-0	6-3-0	4-1-3	0-1-0	11-0-0	14-8-1	21-1-2
vs Ole Miss	11/24/18	71-57	w	3-2-1	9-5-0	7-1-0	DNP	3-2-1	9-9-0	9-1-4
ARK.-PINE BLUFF	11/27/18	105-49	w	8-3-2	12-2-2	13-1-2	5-2-4	10-3-1	11-7-1	11-1-0
at UNLV	12/01/18	65-61	w	5-0-0	15-8-0	7-1-6	3-3-1	2-1-1	4-2-0	14-1-4
NORTHERN KY.	12/04/18	78-65	w	2-2-2	10-4-0	10-3-3	0-2-1	2-2-0	22-10-3	4-3-1
XAVIER	12/08/18	62-47	w	0-0-0	16-4-0	7-0-9	3-1-0	0-0-0	10-10-0	3-3-3
at Mississippi State	12/15/18	59-70	L	0-0-0	15-2-2	2-1-4	0-0-0	5-5-0	5-4-0	2-1-3
UCLA	12/19/18	93-64	w	7-1-0	19-3-4	11-0-5	3-3-0	3-4-0	7-5-4	2-2-3
SOUTH CAROLINA ST.	12/22/18	77-56	w	2-7-2	1-1-0	11-2-5	10-3-1	6-5-0	6-5-2	3-1-4
TULANE	01/02/19	93-61	w	0-1-0	10-0-2	18-4-5	0-0-0	9-3-0	7-3-1	17-2-3
at ECU	01/05/19	71-73	L	0-1-0	13-3-0	7-6-3	4-1-0	0-1-1	12-9-3	0-0-0
at Tulsa	01/10/19	70-65	w	1-1-0	14-4-0	2-0-1	9-3-0	0-2-0	12-9-1	16-2-6
UCONN	01/12/19	74-72	w	0-1-0	12-2-1	13-4-0	0-0-0	0-0-0	2-1-3	8-5-2
SOUTH FLA.	01/15/19	82-74	w	0-0-1	11-2-0	10-2-2	0-2-2	0-0-0	12-4-0	3-1-5
at Wichita St.	01/19/19	66-55	w	DNP	14-1-0	17-0-0	0-1-0	0-0-1	5-10-1	4-1-1
TULSA	01/24/19	88-64	w	2-3-1	3-4-5	18-2-4	3-1-0	4-3-1	13-11-1	10-1-3
at Temple	01/27/19	72-68	w	4-3-1	9-5-0	9-3-0	2-5-0	0-0-0	13-6-1	6-3-3
SMU	02/02/19	73-68	w	0-0-0	13-3-1	4-1-3	9-1-1	0-4-0	2-3-2	11-2-3
at Memphis	02/07/19	69-64	w	6-4-2	9-3-1	14-1-2	3-0-1	2-6-0	13-9-3	5-1-1
at Houston	02/10/19	58-65	L	0-0-0	8-4-1	0-0-1	3-1-1	0-3-0	3-3-1	10-3-2
WICHITA ST.	02/17/19	72-62	w	2-1-1	15-3-0	5-4-2	0-0-1	3-8-0	3-8-4	12-2-1
UCF	02/21/19	60-55	w	0-0-0	12-0-1	12-2-3	0-2-0	0-1-0	7-5-2	9-1-1
at UConn	02/24/19	64-60	w	4-0-0	12-6-3	10-1-1	3-1-0	0-1-0	5-8-0	10-3-2
at SMU	02/27/19	52-49	w	0-0-0	8-5-2	6-2-1	3-1-0	6-4-0	4-10-2	5-1-1
MEMPHIS	03/02/19	71-69	w	0-0-0	10-3-3	8-1-2	0-1-1	0-3-0	8-7-1	6-1-1
at UCF	03/07/19	55-58	L	0-0-0	4-3-1	3-3-1	5-1-0	0-2-0	20-9-3	8-0-0
HOUSTON	03/10/19	69-85	L	3-1-0	9-1-2	2-3-2	0-1-0	0-0-0	7-8-0	7-0-5
vs SMU	03/15/19	82-74	w	0-0-0	4-1-0	17-1-4	2-4-0	2-1-0	17-12-1	7-0-0
vs Wichita St.	03/16/19	66-63	w	DNP	6-4-2	7-2-4	0-1-0	5-4-0	12-8-1	8-2-2
vs Houston	03/17/19	69-57	w	DNP	4-2-0	3-0-2	0-0-0	0-1-0	12-8-2	15-3-1

Opponent	Date	Score		20	22	31	32	33	34
				DIARRA,MAM	NSOSEME,EL	MARTIN,SAM	KOZ,JOHN	BROOKS,NYS	CUMBERLAND
OHIO ST.	11/07/18	56-64	L	DNP	0-6-1	DNP	DNP	7-6-0	22-2-2
N.C. CENTRAL	11/13/18	73-51	w	DNP	2-2-0	DNP	DNP	5-7-1	10-2-3
MILWAUKEE	11/16/18	74-63	w	DNP	0-4-0	DNP	DNP	12-10-0	14-5-1
WESTERN MICH.	11/19/18	78-52	w	DNP	2-6-1	DNP	DNP	15-10-1	27-0-6
vs George Mason	11/23/18	71-55	w	DNP	1-4-0	DNP	0-0-0	3-3-0	11-6-1
vs Ole Miss	11/24/18	71-57	w	0-1-0	2-2-0	DNP	DNP	4-4-1	25-3-2
ARK.-PINE BLUFF	11/27/18	105-49	w	9-2-0	5-3-0	5-0-1	0-1-0	6-3-0	10-2-6
at UNLV	12/01/18	65-61	w	DNP	3-8-0	DNP	DNP	9-4-0	3-2-2
NORTHERN KY.	12/04/18	78-65	w	DNP	6-8-0	0-0-0	DNP	10-2-0	12-1-5
XAVIER	12/08/18	62-47	w	DNP	0-7-0	0-0-0	DNP	4-4-0	19-4-4
at Mississippi State	12/15/18	59-70	L	DNP	0-2-0	DNP	DNP	9-8-0	21-4-0
UCLA	12/19/18	93-64	w	0-1-1	2-5-1	0-0-1	0-0-0	14-6-3	25-5-2
SOUTH CAROLINA ST.	12/22/18	77-56	w	8-5-0	1-5-0	DNP	DNP	17-8-0	12-2-4
TULANE	01/02/19	93-61	w	4-6-1	4-6-1	0-0-1	2-0-0	0-2-1	22-7-5
at ECU	01/05/19	71-73	L	DNP	2-2-0	DNP	DNP	15-5-0	18-5-4
at Tulsa	01/10/19	70-65	w	0-0-0	0-3-0	DNP	DNP	2-4-1	14-2-4
UCONN	01/12/19	74-72	w	DNP	0-2-1	DNP	DNP	17-6-1	22-6-7
SOUTH FLA.	01/15/19	82-74	w	0-0-0	2-2-0	DNP	DNP	10-6-1	34-2-3
at Wichita St.	01/19/19	66-55	w	0-0-0	0-2-0	DNP	DNP	8-10-0	18-7-2
TULSA	01/24/19	88-64	w	4-1-0	0-2-0	0-0-0	0-1-0	8-7-0	23-4-5
at Temple	01/27/19	72-68	w	0-0-0	2-7-0	DNP	DNP	2-6-0	25-8-3
SMU	02/02/19	73-68	w	DNP	0-5-0	DNP	DNP	10-5-1	24-9-5
at Memphis	02/07/19	69-64	w	0-2-0	DNP	DNP	DNP	0-5-1	17-6-6
at Houston	02/10/19	58-65	L	DNP	0-1-0	DNP	DNP	7-10-0	27-4-0
WICHITA ST.	02/17/19	72-62	w	DNP	2-2-0	DNP	DNP	3-6-0	27-6-5
UCF	02/21/19	60-55	w	DNP	0-0-0	DNP	DNP	9-7-0	11-7-6
at UConn	02/24/19	64-60	w	6-6-1	2-1-0	DNP	DNP	4-5-0	8-5-4
at SMU	02/27/19	52-49	w	0-1-0	0-0-0	DNP	DNP	8-12-0	12-7-4
MEMPHIS	03/02/19	71-69	w	DNP	0-2-0	DNP	DNP	13-12-0	26-6-3
at UCF	03/07/19	55-58	L	3-3-1	0-1-0	DNP	DNP	2-3-0	10-4-5
HOUSTON	03/10/19	69-85	L	5-1-0	0-0-0	DNP	DNP	16-6-1	20-3-1
vs SMU	03/15/19	82-74	w	0-1-1	DNP	DNP	DNP	7-8-1	26-4-8
vs Wichita St.	03/16/19	66-63	w	2-0-0	2-4-0	DNP	DNP	13-9-0	11-6-4
vs Houston	03/17/19	69-57	w	DNP	0-2-0	DNP	DNP	2-7-0	33-8-1



2018-19 Cincinnati Basketball
Cincinnati Season/Career Statistics (as of Mar 17, 2019)
All games



SEASON STATISTICS

CAREER STATISTICS

SUMMARY	gp-gs	min/g	fg%	3fg%	ft%	r/g	a/g	stl	blk	pts/g	gp-gs	min/g	fg%	3fg%	ft%	r/g	a/g	stl	blk	pts/g
CUMBERLAND, Jarron	34-34	32.3	.404	.391	.775	4.5	3.6	39	14	18.8	105-70	26.7	.423	.364	.720	3.6	2.6	110	36	12.8
WILLIAMS, Keith	34-31	25.9	.452	.284	.707	3.1	1.1	38	31	10.1	67-31	18.0	.434	.248	.661	2.2	0.8	53	36	6.6
SCOTT, Tre	34-34	30.4	.471	.316	.660	6.9	1.5	28	18	9.3	105-34	17.5	.492	.310	.613	4.3	1.0	60	40	5.1
BROOME, Cane	34-4	21.3	.398	.299	.763	1.6	2.2	22	1	8.3	68-7	20.9	.428	.341	.738	1.6	2.5	53	3	8.1
JENIFER, Justin	33-33	25.9	.440	.445	.750	1.7	2.9	22	0	8.2	131-66	17.1	.404	.397	.726	1.1	2.2	69	0	4.7
BROOKS, Nysier	34-34	23.0	.531	.000	.634	6.4	0.4	13	50	8.0	102-36	13.7	.521	.000	.610	3.4	0.2	29	92	4.3
FREDERICKS, Rashaw	34-0	10.5	.363	.242	.750	2.3	0.2	10	5	2.4	34-0	10.5	.363	.242	.750	2.3	0.2	10	5	2.4
DIARRA, Mamoudou	19-0	7.1	.415	.500	.714	2.0	0.3	5	8	2.4	26-0	7.0	.393	.500	.750	2.0	0.3	6	13	2.5
MOORE, Trevor	33-0	11.9	.329	.277	.714	1.4	0.5	14	1	2.3	68-0	11.9	.332	.299	.683	1.6	0.5	32	3	2.9
JOHNSON, Logan	31-0	7.1	.469	.250	.700	1.2	0.7	11	7	2.0	31-0	7.1	.469	.250	.700	1.2	0.7	11	7	2.0
NSOSEME, Eliel	32-0	11.0	.405	.000	.406	3.3	0.1	8	18	1.3	61-0	8.5	.448	.000	.327	2.5	0.1	11	29	1.1
MARTIN, Sam	6-0	2.2	1.000	.000	1.000	0.0	0.5	0	0	0.8	16-0	2.0	.286	.000	1.000	0.1	0.3	0	0	0.4
KOZ, John	5-0	1.8	.500	.000	.000	0.4	0.0	0	0	0.4	19-0	1.5	.400	.000	.000	0.3	0.2	0	0	0.2
SCORING	fg-fga	fg%	3fg-fga	3fg%	ft-fta	ft%	pts	pts/g	fg-fga	fg%	3fg-fga	3fg%	ft-fta	ft%	pts	pts/g				
CUMBERLAND, Jarron	200-495	.404	77-197	.391	162-209	.775	639	18.8	437-1033	.423	175-481	.364	296-411	.720	1345	12.8				
WILLIAMS, Keith	128-283	.452	21-74	.284	65-92	.707	342	10.1	168-387	.434	25-101	.248	82-124	.661	443	6.6				
SCOTT, Tre	121-257	.471	12-38	.316	62-94	.660	316	9.3	207-421	.492	13-42	.310	106-173	.613	533	5.1				
BROOME, Cane	96-241	.398	29-97	.299	61-80	.763	282	8.3	191-446	.428	61-179	.341	107-145	.738	550	8.1				
JENIFER, Justin	91-207	.440	57-128	.445	33-44	.750	272	8.2	199-492	.404	114-287	.397	98-135	.726	610	4.7				
BROOKS, Nysier	94-177	.531	0-0	.000	83-131	.634	271	8.0	160-307	.521	0-0	.000	122-200	.610	442	4.3				
FREDERICKS, Rashaw	29-80	.363	8-33	.242	15-20	.750	81	2.4	29-80	.363	8-33	.242	15-20	.750	81	2.4				
DIARRA, Mamoudou	17-41	.415	1-2	.500	10-14	.714	45	2.4	24-61	.393	2-4	.500	15-20	.750	65	2.5				
MOORE, Trevor	27-82	.329	18-65	.277	5-7	.714	77	2.3	62-187	.332	44-147	.299	28-41	.683	196	2.9				
JOHNSON, Logan	23-49	.469	3-12	.250	14-20	.700	63	2.0	23-49	.469	3-12	.250	14-20	.700	63	2.0				
NSOSEME, Eliel	15-37	.405	0-0	.000	13-32	.406	43	1.3	26-58	.448	0-0	.000	17-52	.327	69	1.1				
MARTIN, Sam	2-2	1.000	0-0	.000	1-1	1.000	5	0.8	2-7	.286	0-2	.000	3-3	1.000	7	0.4				
KOZ, John	1-2	.500	0-0	.000	0-0	.000	2	0.4	2-5	.400	0-2	.000	0-0	.000	4	0.2				
TOTALS	o-reb	d-reb	t-reb	pf	fo	ast	to	a/to	o-reb	d-reb	t-reb	pf	fo	ast	to	a/to				
CUMBERLAND, Jarron	40	114	154	79	1	123	94	1.3	121	260	381	218	2	278	193	1.4				
WILLIAMS, Keith	44	61	105	81	1	37	49	0.8	59	86	145	104	1	51	76	0.7				
SCOTT, Tre	79	154	233	58	1	52	38	1.4	153	296	449	121	1	104	76	1.4				
BROOME, Cane	11	45	56	36	0	76	41	1.9	27	81	108	80	0	171	92	1.9				
JENIFER, Justin	4	51	55	42	0	96	24	4.0	22	123	145	135	0	289	81	3.6				
BROOKS, Nysier	92	124	216	109	5	14	31	0.5	144	206	350	218	6	24	72	0.3				
FREDERICKS, Rashaw	28	49	77	28	0	8	12	0.7	28	49	77	28	0	8	12	0.7				
DIARRA, Mamoudou	11	27	38	14	0	6	4	1.5	16	35	51	17	0	8	8	1.0				
MOORE, Trevor	14	32	46	35	0	17	10	1.7	28	79	107	75	0	31	25	1.2				
JOHNSON, Logan	15	23	38	23	0	21	19	1.1	15	23	38	23	0	21	19	1.1				
NSOSEME, Eliel	32	74	106	38	0	4	11	0.4	52	103	155	61	0	9	22	0.4				
MARTIN, Sam	0	0	0	2	0	3	0	0.0	0	1	1	7	0	5	2	2.5				
KOZ, John	0	2	2	0	0	0	1	0.0	1	5	6	0	0	3	2	1.5				



2018-19 Cincinnati Basketball
Cincinnati Player High/Low Analysis (as of Mar 17, 2019)
All games



Cincinnati - INDIVIDUAL GAME HIGHS

Points	34		CUMBERLAND, Jarron vs South Fla. (01/15/19)
	33		CUMBERLAND, Jarron vs Houston (03/17/19)
	27		CUMBERLAND, Jarron vs Wichita St. (02/17/19)
	27		CUMBERLAND, Jarron at Houston (02/10/19)
	27		CUMBERLAND, Jarron vs Western Mich. (11/19/18)
Field Goals Made	11		CUMBERLAND, Jarron vs Houston (03/17/19)
	11		CUMBERLAND, Jarron vs Western Mich. (11/19/18)
Field Goal Att.	25		CUMBERLAND, Jarron at Houston (02/10/19)
	24		CUMBERLAND, Jarron vs Houston (03/17/19)
FG Pct (min 5 made)	1.000	(6-6)	JENIFER, Justin vs SMU (03/15/19)
	1.000	(6-6)	SCOTT, Tre vs N.C. Central (11/13/18)
	1.000	(5-5)	BROOKS, Nysier vs Milwaukee (11/16/18)
3-Point FG Made	6		CUMBERLAND, Jarron vs Wichita St. (02/17/19)
	6		JENIFER, Justin vs Tulsa (01/24/19)
3-Point FG Att.	10		CUMBERLAND, Jarron vs Wichita St. (02/17/19)
	10		CUMBERLAND, Jarron vs SMU (02/02/19)
	10		JENIFER, Justin vs Tulsa (01/24/19)
	10		CUMBERLAND, Jarron vs Tulsa (01/24/19)
3-Pt FG Pct (min 2 made)	1.000	(5-5)	JENIFER, Justin vs SMU (03/15/19)
	1.000	(2-2)	BROOME, Cane at UConn (02/24/19)
	1.000	(2-2)	WILLIAMS, Keith vs South Fla. (01/15/19)
	1.000	(2-2)	JENIFER, Justin vs Northern Ky. (12/04/18)
	1.000	(2-2)	WILLIAMS, Keith at UNLV (12/01/18)
	1.000	(2-2)	FREDERICKS, Rashawn vs Ark.-Pine Bluff (11/27/18)
	1.000	(2-2)	WILLIAMS, Keith vs Ole Miss (11/24/18)
Free Throws Made	14		CUMBERLAND, Jarron vs South Fla. (01/15/19)
	13		CUMBERLAND, Jarron vs Memphis (03/02/19)
	13		CUMBERLAND, Jarron vs Ole Miss (11/24/18)
Free Throw Att.	17		CUMBERLAND, Jarron at Temple (01/27/19)
	16		CUMBERLAND, Jarron vs Memphis (03/02/19)
	16		CUMBERLAND, Jarron vs South Fla. (01/15/19)
FT Pct (min 3 made)	1.000	(5-5)	CUMBERLAND, Jarron vs Wichita St. (02/17/19)
	1.000	(5-5)	BROOME, Cane vs Tulane (01/02/19)
	1.000	(5-5)	CUMBERLAND, Jarron at Mississippi State (12/15/18)
	1.000	(5-5)	BROOKS, Nysier vs Western Mich. (11/19/18)
	1.000	(4-4)	BROOKS, Nysier vs Houston (03/10/19)
	1.000	(4-4)	WILLIAMS, Keith at SMU (02/27/19)
	1.000	(4-4)	WILLIAMS, Keith at UConn (02/24/19)
	1.000	(4-4)	CUMBERLAND, Jarron vs UCF (02/21/19)
	1.000	(4-4)	WILLIAMS, Keith at Temple (01/27/19)
	1.000	(4-4)	BROOME, Cane at Wichita St. (01/19/19)
	1.000	(4-4)	JENIFER, Justin vs South Fla. (01/15/19)
	1.000	(4-4)	SCOTT, Tre vs South Fla. (01/15/19)
	1.000	(4-4)	FREDERICKS, Rashawn vs South Carolina St. (12/22/18)
	1.000	(4-4)	JENIFER, Justin vs Xavier (12/08/18)
	1.000	(3-3)	DIARRA, Mamoudou vs Houston (03/10/19)
	1.000	(3-3)	BROOME, Cane vs Tulsa (01/24/19)
	1.000	(3-3)	FREDERICKS, Rashawn at Mississippi State (12/15/18)
	1.000	(3-3)	BROOME, Cane vs Western Mich. (11/19/18)
Rebounds	12		SCOTT, Tre vs SMU (03/15/19)
	12		BROOKS, Nysier vs Memphis (03/02/19)
	12		BROOKS, Nysier at SMU (02/27/19)
Assists	9		JENIFER, Justin vs Xavier (12/08/18)

	8	CUMBERLAND, Jarron vs SMU (03/15/19)
Steals	4	WILLIAMS, Keith at Houston (02/10/19)
	4	CUMBERLAND, Jarron vs South Fla. (01/15/19)
	4	JOHNSON, Logan vs Ark.-Pine Bluff (11/27/18)
	4	WILLIAMS, Keith vs Western Mich. (11/19/18)
Blocked Shots	5	BROOKS, Nysier vs Wichita St. (02/17/19)
	4	NSOSEME, Eliel vs South Fla. (01/15/19)
Turnovers	5	CUMBERLAND, Jarron vs Wichita St. (03/16/19)
	5	CUMBERLAND, Jarron at UCF (03/07/19)
	5	WILLIAMS, Keith vs Memphis (03/02/19)
	5	CUMBERLAND, Jarron vs SMU (02/02/19)
	5	CUMBERLAND, Jarron at Mississippi State (12/15/18)
Fouls	5	BROOKS, Nysier vs Wichita St. (03/16/19)
	5	BROOKS, Nysier at UCF (03/07/19)
	5	BROOKS, Nysier at UConn (02/24/19)
	5	WILLIAMS, Keith at Tulsa (01/10/19)
	5	BROOKS, Nysier at Mississippi State (12/15/18)
	5	SCOTT, Tre at UNLV (12/01/18)
	5	CUMBERLAND, Jarron at UNLV (12/01/18)
	5	BROOKS, Nysier vs Ohio St. (11/07/18)



2018-19 Cincinnati Basketball
Cincinnati Opponent High/Low Analysis (as of Mar 17, 2019)
All games



OPPONENT INDIVIDUAL GAME HIGHS

Points	31	Corey Davis Jr. vs Houston (03/10/19)
	28	Jeremiah Martin vs Memphis (03/02/19)
	27	Jahmal McMurray at SMU (02/27/19)
	26	Jeremiah Martin at Memphis (02/07/19)
	26	Laquincy Rideau vs South Fla. (01/15/19)
Field Goals Made	12	Jimmy Whitt Jr. vs SMU (03/15/19)
	10	Corey Davis Jr. vs Houston (03/10/19)
	10	Jahmal McMurray at SMU (02/27/19)
Field Goal Att.	22	Corey Davis Jr. vs Houston (03/10/19)
	22	Jahmal McMurray at SMU (02/27/19)
FG Pct (min 5 made)	.833 (5-6)	Tacko Fall at UCF (03/07/19)
	.833 (5-6)	LEDAY, Seth at ECU (01/05/19)
3-Point FG Made	8	Jeremiah Martin at Memphis (02/07/19)
	6	Jahmal McMurray at SMU (02/27/19)
3-Point FG Att.	14	Jahmal McMurray at SMU (02/27/19)
	14	Jeremiah Martin at Memphis (02/07/19)
3-Pt FG Pct (min 2 made)	1.000 (4-4)	Nate Hinton vs Houston (03/10/19)
	1.000 (4-4)	Carson Warren-Newsom vs Milwaukee (11/16/18)
	1.000 (3-3)	JEFFRIES, DaQuan at Tulsa (01/10/19)
	1.000 (3-3)	SCOTT, Curran at Tulsa (01/10/19)
	1.000 (3-3)	Q Weatherspoon at Mississippi State (12/15/18)
	1.000 (2-2)	Jamarius Burton vs Wichita St. (03/16/19)
	1.000 (2-2)	Frank Bertz vs UCF (02/21/19)
	1.000 (2-2)	Andre Wesson vs Ohio St. (11/07/18)
Free Throws Made	8	Markis McDuffie vs Wichita St. (03/16/19)
	8	Corey Davis Jr. vs Houston (03/10/19)
Free Throw Att.	14	Seth Dugan vs Western Mich. (11/19/18)
	12	Rose,Quinton at Temple (01/27/19)
FT Pct (min 3 made)	1.000 (8-8)	Markis McDuffie vs Wichita St. (03/16/19)
	1.000 (6-6)	Jeremiah Martin vs Memphis (03/02/19)
	1.000 (6-6)	Alexis Yetna vs South Fla. (01/15/19)
	1.000 (6-6)	Laquincy Rideau vs South Fla. (01/15/19)
	1.000 (6-6)	Tyree,B. vs Ole Miss (11/24/18)
	1.000 (5-5)	Christian Vital at UConn (02/24/19)
	1.000 (4-4)	Corey Davis Jr. vs Houston (03/17/19)
	1.000 (4-4)	Jaime Echenique vs Wichita St. (02/17/19)
	1.000 (4-4)	Janai Raynor Powell vs South Carolina St. (12/22/18)
	1.000 (4-4)	Ian Kinard vs South Carolina St. (12/22/18)
	1.000 (4-4)	Terrance Banyard vs Ark.-Pine Bluff (11/27/18)
	1.000 (4-4)	Shuler,D. vs Ole Miss (11/24/18)
	1.000 (4-4)	Rashann London vs N.C. Central (11/13/18)
	1.000 (3-3)	Markis McDuffie vs Wichita St. (02/17/19)
	1.000 (3-3)	Asbjorn Midtgaard vs Wichita St. (02/17/19)
	1.000 (3-3)	McDUFFIE, Markis at Wichita St. (01/19/19)
	1.000 (3-3)	Jalen Adams vs UConn (01/12/19)
Rebounds	13	Dexter Dennis vs Wichita St. (02/17/19)
	12	Armoni Brooks at Houston (02/10/19)
	12	GARDNER, Jayden at ECU (01/05/19)
	12	Raasean Davis vs N.C. Central (11/13/18)
Assists	12	Jaylen Hands vs UCLA (12/19/18)
	9	Lamar Peters at Mississippi State (12/15/18)
Steals	4	Livingston,O. vs George Mason (11/23/18)
	3	Noah Robotham at UNLV (12/01/18)

	3	Kier,J. vs George Mason (11/23/18)
Blocked Shots	5	Tacko Fall vs UCF (02/21/19)
	4	Chris Harris Jr. vs Houston (03/17/19)
	4	Feron Hunt at SMU (02/27/19)
	4	Josh Carlton at UConn (02/24/19)
	4	Brison Gresham at Houston (02/10/19)
Turnovers	7	Shaun Doss vs Ark.-Pine Bluff (11/27/18)
	6	Shakwon Barrett vs Tulane (01/02/19)
	6	Cameron Posey vs Ark.-Pine Bluff (11/27/18)
Fouls	5	Antwann Jones vs Memphis (03/02/19)
	5	Raynere Thornton vs Memphis (03/02/19)
	5	Kyvon Davenport at Memphis (02/07/19)
	5	DENNIS, Dexter at Wichita St. (01/19/19)
	5	Laquincy Rideau vs South Fla. (01/15/19)
	5	Justin Brown vs South Fla. (01/15/19)
	5	Jalen Adams vs UConn (01/12/19)
	5	JEFFRIES, DaQuan at Tulsa (01/10/19)
	5	LEDAY, Seth at ECU (01/05/19)
	5	GARDNER, Jayden at ECU (01/05/19)
	5	Quentin Goodin vs Xavier (12/08/18)
	5	Dantez Walton vs Northern Ky. (12/04/18)
	5	Shakur Juiston at UNLV (12/01/18)
	5	Stevens,B. vs Ole Miss (11/24/18)
	5	Greene,J. vs George Mason (11/23/18)
	5	Kawanise Wilkins vs Western Mich. (11/19/18)
	5	Raasean Davis vs N.C. Central (11/13/18)



2018-19 Cincinnati Basketball
Cincinnati Team High/Low Analysis (as of Mar 17, 2019)
All games



Cincinnati - TEAM GAME HIGHS

POINTS	105	ARK.-PINE BLUFF (11/27/18)
	93	TULANE (01/02/19)
	93	UCLA (12/19/18)
	88	TULSA (01/24/19)
	82	vs SMU (03/15/19)
	82	SOUTH FLA. (01/15/19)
FIELD GOALS MADE	41	ARK.-PINE BLUFF (11/27/18)
	33	UCLA (12/19/18)
FIELD GOAL ATTEMPTS	67	TULANE (01/02/19)
	66	at Houston (02/10/19)
FIELD GOAL PERCENTAGE	.641 (41-64)	ARK.-PINE BLUFF (11/27/18)
	.585 (31-53)	N.C. CENTRAL (11/13/18)
3 PT FIELD GOALS MADE	14	TULSA (01/24/19)
	12	UCLA (12/19/18)
3 PT FG ATTEMPTS	31	at Tulsa (01/10/19)
	30	SOUTH CAROLINA ST. (12/22/18)
3 PT FG PERCENTAGE	.579 (11-19)	ARK.-PINE BLUFF (11/27/18)
	.571 (12-21)	UCLA (12/19/18)
FREE THROWS MADE	29	SOUTH FLA. (01/15/19)
	26	NORTHERN KY. (12/04/18)
FREE THROW ATTEMPTS	38	UConn (01/12/19)
	37	at Temple (01/27/19)
FREE THROW PERCENTAGE	.938 (15-16)	at UConn (02/24/19)
	.933 (14-15)	at SMU (02/27/19)
REBOUNDS	50	at SMU (02/27/19)
	46	at Temple (01/27/19)
	46	SOUTH CAROLINA ST. (12/22/18)
ASSISTS	24	UCLA (12/19/18)
	20	TULSA (01/24/19)
	20	TULANE (01/02/19)
STEALS	15	at Tulsa (01/10/19)
	13	ARK.-PINE BLUFF (11/27/18)
BLOCKED SHOTS	9	SOUTH FLA. (01/15/19)
	8	WICHITA ST. (02/17/19)
	8	TULANE (01/02/19)
	8	N.C. CENTRAL (11/13/18)
TURNOVERS	17	at UNLV (12/01/18)
	16	at UConn (02/24/19)
FOULS	23	at UConn (02/24/19)
	23	at UNLV (12/01/18)



2018-19 Cincinnati Basketball
Cincinnati High/Low Analysis (as of Mar 17, 2019)
All games



Opponent - GAME HIGHS

POINTS	85	HOUSTON (03/10/19)
	74	vs SMU (03/15/19)
	74	SOUTH FLA. (01/15/19)
	73	at ECU (01/05/19)
	72	UCONN (01/12/19)
FIELD GOALS MADE	30	vs SMU (03/15/19)
	30	HOUSTON (03/10/19)
FIELD GOAL ATTEMPTS	71	WICHITA ST. (02/17/19)
	65	HOUSTON (03/10/19)
FIELD GOAL PERCENTAGE	.517 (30-58)	vs SMU (03/15/19)
	.511 (24-47)	at ECU (01/05/19)
3 PT FIELD GOALS MADE	14	at Tulsa (01/10/19)
	12	HOUSTON (03/10/19)
	12	at Mississippi State (12/15/18)
3 PT FG ATTEMPTS	35	WICHITA ST. (02/17/19)
	33	vs Houston (03/17/19)
3 PT FG PERCENTAGE	.609 (14-23)	at Tulsa (01/10/19)
	.522 (12-23)	HOUSTON (03/10/19)
	.522 (12-23)	at Mississippi State (12/15/18)
FREE THROWS MADE	22	SOUTH FLA. (01/15/19)
	19	at Temple (01/27/19)
FREE THROW ATTEMPTS	31	at Temple (01/27/19)
	31	WESTERN MICH. (11/19/18)
FREE THROW PERCENTAGE	.941 (16-17)	vs Ole Miss (11/24/18)
	.938 (15-16)	WICHITA ST. (02/17/19)
REBOUNDS	51	WICHITA ST. (02/17/19)
	42	HOUSTON (03/10/19)
	42	at Houston (02/10/19)
ASSISTS	17	at Tulsa (01/10/19)
	16	MEMPHIS (03/02/19)
	16	UCLA (12/19/18)
	16	at Mississippi State (12/15/18)
STEALS	8	vs George Mason (11/23/18)
	7	at ECU (01/05/19)
	7	ARK.-PINE BLUFF (11/27/18)
BLOCKED SHOTS	10	at SMU (02/27/19)
	9	at Houston (02/10/19)
TURNOVERS	31	ARK.-PINE BLUFF (11/27/18)
	22	at Tulsa (01/10/19)
FOULS	28	UCONN (01/12/19)
	26	HOUSTON (03/10/19)
	26	at Wichita St. (01/19/19)
	26	SOUTH FLA. (01/15/19)
	26	vs Ole Miss (11/24/18)



2018-19 Cincinnati Basketball
Cincinnati High/Low Analysis (as of Mar 17, 2019)
All games



Cincinnati - GAME LOWS

POINTS	52	at SMU (02/27/19)
	55	at UCF (03/07/19)
	56	OHIO ST. (11/07/18)
	58	at Houston (02/10/19)
	59	at Mississippi State (12/15/18)
FIELD GOALS MADE	17	OHIO ST. (11/07/18)
	17	at SMU (02/27/19)
FIELD GOAL ATTEMPTS	46	at Wichita St. (01/19/19)
	49	at UNLV (12/01/18)
FIELD GOAL PERCENTAGE	.266 (17-64)	at SMU (02/27/19)
	.274 (17-62)	OHIO ST. (11/07/18)
3 PT FIELD GOALS MADE	2	vs George Mason (11/23/18)
	3	at Mississippi State (12/15/18)
	3	at ECU (01/05/19)
	3	at Temple (01/27/19)
3 PT FG ATTEMPTS	7	vs George Mason (11/23/18)
	12	at UNLV (12/01/18)
3 PT FG PERCENTAGE	.158 (3-19)	at ECU (01/05/19)
	.167 (3-18)	at Temple (01/27/19)
FREE THROWS MADE	3	at UCF (03/07/19)
	6	N.C. CENTRAL (11/13/18)
	6	at Houston (02/10/19)
FREE THROW ATTEMPTS	6	at UCF (03/07/19)
	9	at Tulsa (01/10/19)
FREE THROW PERCENTAGE	.444 (8-18)	at ECU (01/05/19)
	.476 (10-21)	vs Wichita St. (03/16/19)
REBOUNDS	23	SOUTH FLA. (01/15/19)
	28	UCF (02/21/19)
	28	HOUSTON (03/10/19)
ASSISTS	5	at Wichita St. (01/19/19)
	6	at Houston (02/10/19)
	6	vs Houston (03/17/19)
STEALS	1	at Wichita St. (01/19/19)
	1	HOUSTON (03/10/19)
BLOCKED SHOTS	1	SMU (02/02/19)
	2	SOUTH CAROLINA ST. (12/22/18)
	2	at Houston (02/10/19)
	2	at UCF (03/07/19)
TURNOVERS	4	at Houston (02/10/19)
	5	XAVIER (12/08/18)
	5	TULANE (01/02/19)
FOULS	7	MILWAUKEE (11/16/18)
	10	SMU (02/02/19)



2018-19 Cincinnati Basketball
Cincinnati High/Low Analysis (as of Mar 17, 2019)
All games



Opponent - GAME LOWS

POINTS	47	XAVIER (12/08/18)
	49	ARK.-PINE BLUFF (11/27/18)
	49	at SMU (02/27/19)
	51	N.C. CENTRAL (11/13/18)
	52	WESTERN MICH. (11/19/18)
FIELD GOALS MADE	15	WESTERN MICH. (11/19/18)
	16	ARK.-PINE BLUFF (11/27/18)
FIELD GOAL ATTEMPTS	45	WESTERN MICH. (11/19/18)
	45	UCF (02/21/19)
FIELD GOAL PERCENTAGE	.268 (19-71)	WICHITA ST. (02/17/19)
	.306 (19-62)	vs Houston (03/17/19)
3 PT FIELD GOALS MADE	3	vs Ole Miss (11/24/18)
	3	at UConn (02/24/19)
3 PT FG ATTEMPTS	16	vs SMU (03/15/19)
	17	N.C. CENTRAL (11/13/18)
	17	at UConn (02/24/19)
3 PT FG PERCENTAGE	.143 (3-21)	vs Ole Miss (11/24/18)
	.176 (3-17)	at UConn (02/24/19)
FREE THROWS MADE	2	at SMU (02/27/19)
	4	MILWAUKEE (11/16/18)
	4	vs George Mason (11/23/18)
	4	at Memphis (02/07/19)
	4	UCF (02/21/19)
FREE THROW ATTEMPTS	3	at SMU (02/27/19)
	7	MILWAUKEE (11/16/18)
	7	at Wichita St. (01/19/19)
	7	UCF (02/21/19)
FREE THROW PERCENTAGE	.364 (4-11)	vs George Mason (11/23/18)
	.400 (6-15)	NORTHERN KY. (12/04/18)
REBOUNDS	20	vs George Mason (11/23/18)
	22	at Temple (01/27/19)
ASSISTS	3	vs Ole Miss (11/24/18)
	7	OHIO ST. (11/07/18)
	7	at UConn (02/24/19)
	7	at UCF (03/07/19)
	7	vs Wichita St. (03/16/19)
STEALS	1	UCLA (12/19/18)
	1	TULANE (01/02/19)
	1	WICHITA ST. (02/17/19)
	1	at UCF (03/07/19)
BLOCKED SHOTS	0	MILWAUKEE (11/16/18)
	0	ARK.-PINE BLUFF (11/27/18)
	0	at Temple (01/27/19)
TURNOVERS	7	vs Houston (03/17/19)
	8	at Temple (01/27/19)
FOULS	11	UCF (02/21/19)
	13	at UCF (03/07/19)

March Madness: Cincinnati is a 7 seed in 2019 NCAA Tournament, will play Iowa in Columbus

By Scott Springer
Cincinnati Enquirer
3/17/19

The University of Cincinnati men's basketball team will make their 33rd NCAA Tournament appearance overall and their ninth straight under coach Mick Cronin.

The AAC tournament champions by way of beating Houston 69-57 Sunday, got a No. 7 seed spot to play against 10-seed Iowa in Columbus in the South region. The game will be played Friday at 12:15 p.m. at Nationwide Arena. It will be broadcast on CBS (Local 12).

"Seed doesn't matter, we proved that last year," UC coach Mick Cronin said. "We proved something today. You can't control what happens to you, you can control how you react. These guys know what we're capable of."

A win over the Hawkeyes would put the Bearcats possibly against No. 2 seed Tennessee should the Vols advance over Colgate. A potential second-round game would be Sunday. A pair of wins would put UC in the South regional in Louisville.

"That aside, he's back on the sidelines," Cronin said. "We've got to focus on ourselves. I'm going to get a million questions on our seed, that's what they pay Jon Rothstein (CBS) for. You can talk about it, tweet about it, we've got to worry about the Bearcats."

"It's just huge for all of our guys," Broome said of the win over the Cougars. "It gives us confidence going into next week."

The Houston victory was UC's first this season over a ranked opponent. UC goes into the tournament 28-6. Iowa is 22-11. Game times will be announced later.

It's UC's 22nd NCAA appearance since 1992. The Bearcats historically have two national titles (1961, 1962), six Final Fours (1959-63, 1992), eight Elite Eights (last in 1996) and 11 Sweet Sixteen appearances (last in 2012 with Cronin).

Cronin is happy about the location of their Friday game, given the easy access from Cincinnati to Columbus.

"Great for your fans," he said. "I was very concerned about getting shipped out west. I say all the time. Enjoy this, a lot of money is made off of these kids. It's important that their families can get to these games. We're going to enjoy every minute of it."

It's Iowa's first NCAA appearance in two years. The Bearcats defeated the Hawkeyes in 2005 in the first round at Indianapolis, 76-64. Iowa comes in having dropped five of six games, including a quarterfinal defeat by Michigan 74-53.

Common opponents are Connecticut, whom Iowa beat 91-72 in November. The Hawkeyes split with Ohio State winning 72-62 and losing 90-70.

March Madness 2019: Cincinnati basketball wins the AAC tournament for a second straight season with 69-57 win over Houston

By Scott Springer
Cincinnati Enquirer
3/17/19

MEMPHIS – For the second time in as many seasons, the Cincinnati Bearcats took down the Houston Cougars in the championship game of the American Athletic Conference tournament. The Bearcats held a 33-30 halftime lead and extended it in the second half, leading by as many as 15. In the end, it was Jarron Cumberland making drives and free throws leading the Bearcats to the 69-57 win.

Cumberland finished with 33 points and eight rebounds and was named the tournament's Most Outstanding Player. Fellow junior Trevon Scott also joined Cumberland on the all-tourney team with a 12 point, eight rebound performance. Cane Broome popped in 15 off the bench.

UC held Houston (now 31-3) to 30.6 shooting and outrebounded them for the first time this season 39-33. Armoni Brooks led the Cougars with 17 points.

"Today showed us what we're capable of when we defend and rebound at an elite level," Cronin said. "To hold Houston to 30.6 percent is an unbelievable job by the guys defensively. Hopefully, this shows our guys what we're capable of for next week."

The win eventually earned UC a No. 7 seed in the NCAA tournament against No. 10 seed Iowa. That game will be Friday in Columbus at 12:15 at Nationwide Arena. A Bearcat win could potentially put them in a game with No. 2 seed Tennessee who will face No. 14 seed Colgate. That would be Sunday should the Bearcats down the Hawkeyes.

"We have to be unsatisfied," Cronin said of the AAC title. "We've got to put this bed. We'll have a team dinner tomorrow night and we've got to make a pact. We've got to be hungry. We've got to be the hardest team to beat in the NCAA tournament."

Houston had swept the regular season series from Cincinnati winning 65-58 at the Fertitta Center and spoiling UC's Senior Day last Sunday at Fifth Third Arena, 85-69. UC becomes the first AAC team to win back-to-back league titles and matches their efforts from 1995-1996 win they won the Great Midwest and Conference USA in consecutive years.

After some early sluggish play, UC kicked it in gear and held a 10-6 lead at the opening media timeout. Both Scott and Cumberland had hit threes and Houston senior Breanon Brady had picked up two fouls, including a Flagrant 1 just 34 seconds into the game.

UC would maintain the lead and Houston's Kelvin Sampson called timeout at 11:35 after Cumberland had scored three straight buckets. Armoni Brooks kept the Cougars close via a couple 3-pointers over Cumberland, yelling "Oh my God!" after the second shot.

Three-pointers would keep the Cougars near as Corey Davis Jr. and Galen Robinson Jr. hit back-to-back shots on a 9-3 run that saw the Bearcats lead by three at 7:50, 21-18. Minutes later, Cane Broome's line drive triple from the left corner put UC up 24-20, just 3:48 before halftime.

Broome would score twice more sandwiched around a Keith Williams steal and dunk to give UC a seven-point edge with 1:40 left in the half, but the Cougars responded behind Robinson Jr. free throws and a 3-pointer. Scott scored just before half to give UC the 33-30 lead. It was just the fifth time all season Houston trailed at half.

With Cumberland guarded tighter than Superglue, Keith Williams stormed the glass for a putback to start the second half. Then Cumberland floated a runner causing the Cougars to call timeout less than two minutes into the half, down 37-30.

A pair of free throws and a couple of jumpers later UC had their biggest lead of the game at 11, 43-32 and Sampson had called timeout for the Cougars again at the 14:42 mark. Out of the break, Houston scored quickly to cut the lead to seven. Then Chris Harris Jr. went over-the-back on a rebound attempt. Coinciding, Cumberland was issued a deadball contact technical. After free throws by Corey Davis Jr. it was 43-38 and a 6-0 Houston run.

UC responded with a 7-2 spurt from there, largely behind Cumberland who had taken more body shots than Sylvester Stallone in a "Rocky" movie. With 8:23 remaining, UC's lead was 10, 50-40.

With chants of "MVP" echoing through FedEx Forum, Cumberland continued to either score or get to the free throw line and had 33 as UC led 63-49 with 3:56 to go. Cane Broome also nailed another clutch triple.

"Cane had his moments and knocked down a few big, big shots for us," Cronin said.

By then it was all over but the shouting and there was plenty of that from the Cincinnati contingent in Memphis. The Bearcats got their first win over Houston this season at the most important time winning by a dozen, 69-57. Announced attendance was 7,223 with a good many of them wearing red and black.

"Having our fans there is always great, it's like a home game," Justin Jenifer said. "At home games it always gives us goosebumps when we make a shot and all the fans go crazy. Having our fanbase there cheering us on helped with the win today."

Added MVP Cumberland, "It meant a lot to us to have them there and hear them cheering for us."

Back-to-Back: The UC adjustments that beat Houston, and Jarron Cumberland's greatness

By Justin Williams
TheAthletic.com
3/18/19

MEMPHIS – Jarron Cumberland, true to form, didn't mince words.

"Yeah, I'm ready for it," he said after the Bearcats' semifinal win in the American Athletic Conference tournament on Saturday, setting up a title rematch with Houston.

One week after the Cougars embarrassed Cincinnati on Senior Day, stripping away any chance of a regular-season belt, the Bearcats exacted their revenge on Sunday, dropping Houston 69-57 at FedEx Forum to claim their second-straight AAC Tournament Championship in clinical fashion.

Cumberland was indeed ready for it, scoring a game-high 33 points alongside eight rebounds on 11 for 24 shooting from the field and 10-13 from the free throw line, cashing the check his mouth succinctly wrote the night before. Cumberland was clearly the best player on the floor, a god among insects for stretches, and chastened anyone still asking whether he deserved the AAC Player of the Year honors.

"They shouldn't have asked it anyway," his teammate Cane Broome said afterward. "He shows up every game, and I'm not even talking about just points. The aggressiveness, the way teams have to key in on him, he brings it every day. I'm proud of him."

Head coach Mick Cronin described his star junior as "superhuman" in a performance that added the tournament's Most Outstanding Player award to his trophy case. But even as great as he was, there were also a couple of key defensive adjustments that allowed Cincinnati to hold the Cougars – who scored 85 points on 46 percent shooting last week – to just 57 points on 31 percent on Sunday.

Most significant was electing to double-team Houston guard Corey Davis Jr. in pick-and-roll situations, bottling up the mismatches and one-on-one skills that led to his 31 points in the previous meeting.

It limited him to 12 points in the tournament final on 3-13 from the field, with 10 of those attempts contained to beyond the arc. The Bearcats did well to get the ball out of his hands at the top of the key, preventing him from picking his matchups and deftly pulling the strings for Houston's offense the way he has all season.

Even when Cincinnati successfully forced the ball out of Davis Jr.'s hands, they relentlessly employed a sagging, swarming style of help defense, particularly on Dejon Jarreau, who filleted UC in the first matchup of the year in Houston. Sunday's effort minimized the Cougars' opportunities for driving layups, while also making it harder for the team's ball-handlers to drive and kick unfettered.

"We wanted to make sure we didn't give up layups, and did the best we could at getting to their shooters and not letting the court be spread out and wide open for them, because they have too many guys that can carve you up in a one-on-one," Cronin said.

The Bearcats were willing to let players like Galen Robinson Jr. and Nate Hinton try to beat them, as opposed to Davis Jr. and Jarreau, and decided they would rather give the Cougars 3-pointers – with hard close-outs on the shooters and solid box-outs in the paint – over driving layups and Houston big men crashing in for putback buckets. The

wager paid off: Houston was just 8-33 from 3-point range, the Bearcats were plus-six on the boards, and they outscored the Cougars 15 to 13 on second-chance points. It made for a complete and utter reversal from the regular-season finale in both gameplan and execution, and the ceremonial post-game to prove it.

"Better job coaching," said Cronin, acknowledging the changes needed to reverse the team's fortunes. "Fans get upset when we lose a game, but that doesn't bother me because I know I'm more upset at myself than they are. That's just how I look at it. I always look at what I need to do to do a better job. That's how you become a better coach. That is how I try to teach these guys to become better players."

For a unit that looked cooked a week ago, the three-day turnaround in Memphis was remarkable. Cumberland was sublime, especially on Sunday, including nine points and an assist in a pivotal five-minute stretch of the second half that pushed UC's lead to 15 and put the game out of reach. But Justin Jenifer came up big as well, going 6 for 6 for 17 points against Southern Methodist. So did Nysier Brooks, who pulled down 24 rebounds over three games. So did Cane Broome, who had the game-winner against Wichita State and 15 gut-punching points against Houston, including 3 for 5 from deep. So did Trevon Scott, who earned a spot on the All-Tournament Team, sparked the SMU victory and averaged 13.7 points and 9.3 rebounds during the three-game title run. So did Keith Williams, Rashawn Fredericks, Eliel Nsoseme and Mamoudou Diarra, who all had plays and moments when the team desperately needed them.

"A lot of people wrote us off at the beginning of the season. We always told ourselves we like being underdogs," Jenifer said. "Today, no matter who hit shots, we focused on defense and played with Bearcat toughness. We knew we were going to get the win today."

Cincinnati went from seemingly gassing out at the worst time to peaking at the best, heading into the NCAA Tournament with a welling confidence and boiling hunger that swallowed up a great Houston squad in only its third loss of the season. The Bearcats won't have to worry about losing that chip on their shoulder either, drawing a 7-seed against 10-seed Iowa in Columbus on Friday, suggesting that the NCAA selection committee had already made up its mind on the bracket before UC had a chance to exorcise its demons.

Though there was some solace, both in the extra day of rest with a Friday game (12:15 p.m. tipoff) and a short trip up I-71 to Nationwide Arena.

"Friday was big," Cronin said shortly after the brackets were released – and scarfing down a post-game meatball sub. "I would have rather had Friday than a different seed to be quite honest with you."

Cronin also pointed out that seeding doesn't always mean much, alluding to the upset loss to Nevada in last year's second round. It's a painful memory that's sure to be triggered ad nauseum in the week ahead, but one Cronin will surely mine for motivation, excavating the regret and replacing it with the belief that making the tournament, or even winning a first-round game against a respectable Iowa team, should not be this group's ultimate aim.

"What I've been trying to prepare these guys for is to get our mindset on winning the tournament. There's just a little bit of an edge that you have. Anything can happen," Cronin said. "The number they stick next to your name is just what somebody else thinks about you. It's just another chance for me to try to explain to my players that what other people think about you doesn't define you. It doesn't matter. Execution matters – what you bring to the table, things you can control. We focused on it this week and you saw what we're capable of."

Cincinnati kids: Mick Cronin, David Bell linked since grade school

By C. Trent Rosecrans
TheAthletic.com
3/18/19

GOODYEAR, Arizona – University of Cincinnati basketball coach Mick Cronin would love to get together with Reds manager David Bell on a golf course at some point.

“When he gets here and he needs someone to talk to that isn’t going to talk baseball,” Cronin said, “who is just going to play golf with him and isn’t going to ask him about his team, I’m the guy.”

Of all the people who can understand what Bell, the first-year Reds manager, and Cincinnati native, is going to experience this season, Cronin probably fits the bill the best.

Cronin’s Bearcats start their NCAA Tournament run Friday against Iowa in Columbus, while Bell is less than two weeks away from his first Opening Day as the Reds manager. Each has plenty to look forward to but they also look forward to seeing each other again.

“I’ve thought about Mick, (but) we haven’t connected yet,” Bell said Sunday morning. “We have some mutual friends who will put us in touch. I’d like to have him down to a game and catch up with him. That would be fun, I look forward to that. It’s been a long time since I’ve seen him.”

While Bell was well-known in town growing up because he was the son and grandson of a big-leaguer, he knew exactly who Cronin was because of his skills on the court.

The Bells made their name on the diamond, but a love of basketball runs through the family. Like his big-league father, Buddy Bell said he taught his sons more lessons through basketball than baseball. Buddy Bell didn’t have much to say about his sons’ play on the baseball field, but he was tough on David, Mike and Ricky in basketball. Buddy, like his father before him, also got more time to see his sons play basketball than baseball because of the seasonal nature of his job as a professional baseball player.

“I was always around during basketball, that was my favorite thing to do, watch him play basketball,” Buddy said. “Baseball, it was something we did, supposed to do, maybe. I loved watching it, but not like basketball. I loved the intensity of it and how hard they played.”

Buddy describes his son as a scrappy, hard-nosed player. Baseball was obviously his best sport, but like his dad, he loved to play hoops.

“He was tough on us, not only me but my brothers,” David said. “He taught us a lot of lessons about how to compete. He was really hard on us, if he would have been like that on us in baseball, we might not have developed a passion for it. He knew how much we loved baseball, so I think he knows what he was doing. He was pretty smart about it.”

David was around plenty of baseball players, but Buddy said his son always compared himself to Cronin as a basketball player. Cronin, with his tongue firmly in his cheek, calls himself a “grade-school legend” in Cincinnati. David speaks with a sense of reverence 30-plus years later about Cronin.

“He was one of the best grade-school basketball players I’d ever seen, maybe the best in the city,” David said. “He was a little taller than the rest of the kids and you could tell he played year-round. You could tell he loved it. If you can handle the ball at that age so much better than everyone else, he really just dominated the game.”

Bell and Cronin both graduated from Cincinnati Catholic high schools in 1990, Bell at Moeller and Cronin at La Salle. Cronin’s playing career was cut short by a knee injury, but before that, he was a very good high school player under the coaching of his father, Hep Cronin.

“Mick was tough, just like David. Maybe a little more chirpy – I say that in a good way,” said Dan Ragland, who coached Bell in basketball at Moeller his junior and senior years. “David just went about his business, didn’t draw any undue attention to himself, not that Mick did. Mick just played a little different style of play. Mick was good. He was a great high school player, a great defensive player. He saw the floor, he was a point guard, he could hit open shots, hit the open man. He was tough to play against, as David was.”

Both Cronin and Bell were guards who ran their team, so they grew up playing against each other, even in grade school.

“Dave was good, now. He was a good player, he could shoot the ball,” Cronin recalled. “With me, I haven’t grown since seventh grade, so I had to use speed more than David. Dave didn’t have the same speed I had, I had a little bit of quickness. At least until I shredded my knee.”

Ragland noted that if high school basketball would have had a three-point shot when Bell was with the Crusaders, their record may have been better than it was.

“I think what he’s trying to say is I shot too much,” Bell joked. “That’s pretty much all I tried to do.”

Cronin was obsessed with basketball, playing year-round. It was a seasonal sport for Bell, even if Ragland said he never treated it as such. Cronin’s father was not only a basketball coach, but he was also a part-time baseball scout for the Braves. While Bell kept tabs on Cronin as a basketball player, Cronin did the same with Bell on the diamond.

“I would have my dad report to me about how good David was in baseball,” Cronin said. “Once he got to high school, I remember saying to my dad, he’d scout a lot. I’d watch (Moeller’s Ken Griffey) Junior with my dad and went on a lot of scouting trips with my dad, but David and I being the same age, I was busy playing pickup basketball or trying to get a girlfriend. I remember hoping he’d get drafted and have a chance to make it.”

Bell was drafted in 1990 in the seventh round by Cleveland and made his big-league debut five years later.

Cronin, who didn’t get to play after his junior year of high school because of his knee injury, went on to the University of Cincinnati as a student. He started coaching the Woodward High School freshman team, eventually landed on Bob Huggins’ staff at UC before moving on to Louisville and ultimately earned his first head coaching job at Murray State in 2003. He was hired by UC in 2006, the final year of Bell’s big-league career.

More than a dozen years later, Cronin has won 365 games as a head coach and Bell has moved in from the minor-league managing ranks to big-league coaching and now his first managerial job. And even though his family is rooted as Xavier fans, David Bell has a fan in the head Bearcat.

“When I saw him get the job, I thought it was the coolest thing in the world,” Cronin said. “I was shaking my head laughing, thinking this is great.”

Cronin even joked that they could even reestablish their hardwood rivalry once they’re done on the golf course.

“Maybe we can play one-on-one,” Cronin said with a laugh before thinking about that for a second and changing course. “We’re both broke down. We’ll play some HORSE for charity.”

The Court Report: Cincinnati is the best, most reliable college basketball program that nobody talks about

By Matt Norlander
CBSSports.com
3/6/19

What do Kansas, Duke, Michigan State, Gonzaga and North Carolina have in common? Something that won't surprise you: they're the only schools that, as of Selection Sunday, will have made the NCAA Tournament at least nine straight seasons. Kansas leads the way with 30 consecutive appearances, while Duke is at 24, Michigan State 22, Gonzaga 21 and UNC at nine.

You realize Cincinnati is that group as well though, right? It's the only other team at the table with those bluebloods and big national brands. For the ninth straight year, Mick Cronin's Bearcats are on their way to another comfortable seed in the Big Dance, doing so in largely unheralded fashion. Foolishly, Cincinnati was underestimated yet again back in the preseason. The 20th-ranked Bearcats have responded by winning 25 of their 29 games in 2018-19, the 30th coming Thursday night at No. 25 UCF.

Then Cincy will wrap up the regular season Sunday by hosting No. 12 Houston.

It's been a pretty good year for the American Athletic Conference, even if the league hasn't been given quite enough recognition. Cincy, Houston and UCF all project as NCAA tourney teams. Temple could crack in as well. If the American sends four to the NAAs, it will mark the third time in its six years it punched that many tickets.

"People underestimated us this year, and I don't think that was really fair to my players or to my program," Cronin told me. "I would say the same for Houston. We've still been disrespected nationally. We've got teams with nine losses that are ranked. I don't understand it."

Cincinnati has been the landlord of its league in a way almost no other teams can match. The Bearcats have won 158 games (and counting) since the conference formed in 2013. There is no close second place. Cincy outpaces next-best Houston by 31 wins. It beats UConn by 37 and Memphis by 39. UC has been as dominant as any team in any league over the past half-dozen years outside of Kansas and Gonzaga. It ranks top 10 in victories across college hoops in that span, as well.

But the Bearcats don't get that rep and Cronin knows why: There hasn't been a Final Four run -- not even an Elite Eight charge.

"Do people care about people that graduate players and win, or do they want to know who's getting drafted in the lottery and who's winning the title?" he said.

Heck, even consistent showings in the Sweet 16 might have helped Cincinnati, but the school has been a letdown on the big stage. The Bearcats earned a No. 2 seed last season, only to blow their second-round game against Nevada and provide one of the biggest collapses in tournament history. Cronin said the loss was painful, but he's not the type to stew on those results.

"You can't get caught up in it, you'll drive yourself completely nuts," he said.

Cincinnati's average seed the past eight years is 6.5. Good. But there's been three one-and-done showings and only one Sweet 16 appearance. Because Cincy has not been a March power, the AAC has suffered as well. The league really needs two teams to crack through to the second weekend. That's happened only once, in 2014 when UConn won the national title as a 7 seed.

"I get it," Cronin said. "The score is what it is. For guys like me, I'm not the only one, until you make the tournament run you're not going to get the respect that others do."

Perhaps a break will come this season. The Bearcats are very good on defense yet again (No. 20 at KenPom) and now boast a scoring alpha, Jarron Cumberland, who's a big-body guard/forward that makes 41.1 percent of his 3s. Cumberland is one of six players that has at least three years of experience, which is Cronin's concoction for consistency.

"For schools like Cincinnati vs. schools like a Kentucky or a Duke, you have got to stay older any way," Cronin said. "So you've got to redshirt players, you have to make sure you're going to recruit guys in an honest way so they know the score so they're not transferring. Because if you have a revolving door, you can't build."

Cincinnati is also one of the few schools that has not taken a fifth-year grad transfer since Cronin's been there. His philosophy on the trend runs counter to most.

"I really hope I never have to, because that means you're really desperate at a position," Cronin said. "And if you do walk down that alley, you bring that fifth-year guy in, he plays and your freshman that you told you loved him, comes in -- he signed early. The other guy, you signed him in May. Now you play the fifth-year guy, the freshman gets pissed off. The fifth-year guy graduates, the freshman transfers. And I'm just going to tell you, it's happened to a lot of guys, and it's a vicious cycle."

Of course Cronin would like to have one-and-done types at Cincinnati, but the program isn't built for that and doesn't attract top-25 talent in most years. Perhaps Penny Hardaway and Dan Hurley will turn the AAC into a five-star destination in the long term, but for now that switch hasn't trickled down.

Cronin and his staff have to identify the guys who have humility at 17 years old, who are embracing of a tougher opportunity than maybe other spots. But here's the best selling point: Cronin can essentially guarantee his recruits are going to experience the NCAA Tournament every season.

Few coaches can factually claim the same. The ones who can are either in the Hall of Fame or are on their way.

KOCH: Change in Mentality Leads Cumberland to League's Top Honor

By Bill Koch
GoBears.com
3/13/19

CINCINNATI – As a prolific scorer at Wilmington High School, asserting himself came naturally to Jarron Cumberland.

But when he got to the University of Cincinnati, he found himself surrounded by the likes of Jacob Evans III, who would become a first-round draft pick of the Golden State Warriors; and Gary Clark, who would become the American Athletic Conference Player of the Year in 2018. He also found himself in the unusual position of not being a starter. That didn't prevent him from making the AAC All-Rookie team, averaging 8.3 points per game.

But with Evans, Clark and Kyle Washington all having moved on last year, Cumberland, a 6-foot-5 junior guard, was back in the role he filled in high school as his team's primary scorer. He responded by averaging 18.4 points, 4.4 rebounds, 3.5 assists and 1.2 steals, and discovered just before practice Wednesday that he had been named the AAC Player of the Year two days after he was a unanimous first-team all-AAC selection.

"It was just changing my mentality and becoming more aggressive on offense," Cumberland said. "When I was younger, I was playing with older guys and I was just playing my role. Now I had to step up and play a bigger role. I knew what Coach was expecting from me."

Cumberland's honor gave UC back-to-back players of the year for the first time since Steve Logan won the Conference USA award in 2001 and 2002. He'll have a chance to duplicate Logan's accomplishment next season as a senior.

"Jarron's always had talent," said UC coach Mick Cronin. "He's always been confident. Give him all the credit. He's changed his body dramatically. His habits have changed tremendously. He had more charges his freshman year than any player I've ever coached. Now he rarely gets a charge. He's learned a lot. He's been very coachable. He's always had the talent. He just had to adjust his talent to who he was playing against at this level."

Cumberland scored 20 or more points 15 times during the regular season and was UC's top scorer in 20 of its 31 games. He ranked among AAC leaders in seven categories: points (third at 18.4), three-point field goal percentage (fifth at 40.4), three-pointers made (sixth at 2.3 per game), free throw percentage (eighth at 78.0), assists (11th at 3.5 per game), assist-to-turnover ratio (13th at 1.3) and minutes played (15th at 32.1).

He scored a career-high 34 points against South Florida on Jan. 14, the most points by a UC player since Troy Caupain scored 37 in four overtimes against Connecticut in the 2016 AAC Tournament. He scored 569 points during the regular season, making him one of three UC players to reach the 500-point mark in a season since Cronin became the head coach in 2006. The others were Sean Kilpatrick and Deonta Vaughn. He enters the post-season with 1,275 career points and currently ranks 28th on UC's career scoring list, four points behind the 2000 National Player of the Year, Kenyon Martin.

Cumberland said his outstanding season was the result of the work he did starting last summer in individual workouts.

"Coach was on me saying I need to improve as a player with my ball-handling, defense, making more shots, drawing more defenders to, me and getting open shots for my teammates," Cumberland said. "This was one of my goals, but I also had other goals that everybody else has like winning the conference, which we didn't do. Now we've got the AAC conference tournament and then March Madness."

Cumberland's work ethic, Cronin said, "has gone through the roof, his commitment to take care of his body, all that stuff. He's a better defender. He's a better rebounder, a better passer."

"I'm extremely happy for him. Whenever you have a guy who goes from sixth man as a freshman to Player of the Year as a junior there's a lot of people who helped him do that. He's a byproduct of your program. Hopefully in his case he'll have two Player of the Year awards in the American."

The Bearcats (25-6 overall, 14-4 in the AAC) finished second in the league, two games behind Houston, and will play in the quarterfinals Friday in Memphis against the winner of Thursday's game between No. 7 seed Tulsa (18-13, 8-10) and No. 10 seed SMU (13-16, 5-12) at FedExForum. UC won the tournament last year, beating Houston 56-55 in the championship game.

No. 2 seed UC beat each of its prospective quarterfinal opponents twice during the regular season, but enters the tournament on a two-game losing streak having lost at Central Florida last Thursday and then getting blown out by Houston at home on Sunday, which prevented the Bearcats from sharing the regular-season title with the Cougars.

"I don't remember the last time that happened since I've been here," Cumberland said. "It was kind of embarrassing. Everybody felt bad. Coach has been on us very hard. We've got to get back to being the old Bearcats, doing all the dirty work, being aggressive, getting rebounds, diving on the floor."

Bill Koch covered UC athletics for 27 years – 15 at The Cincinnati Post and 12 at the Cincinnati Enquirer – before joining the staff of GoBears.com in January 2015.

UC Bearcats guard Jarron Cumberland snares AAC Player of the Year honors

By Scott Springer
Cincinnati Enquirer
3/13/19

Already a unanimous American Athletic Conference First Team selection, the University of Cincinnati's Jarron Cumberland added AAC Player of the Year honors Wednesday. League coaches voted Cumberland the award making it the second straight year the Bearcats have had the Player of the Year. Current Houston Rocket Gary Clark was recognized last season.

Cumberland, who was notified just prior to practice Wednesday morning, said his path to the top began last summer. He also was inspired seeing Gary Clark win last year.

"Coach was saying I needed to improve as a player with ballhandling, defense, making more shots, drawing more shots for me and getting open shots for my teammates," he said. "I learned a lot from the past three guys, the three guys that left last year (Clark, Jacob Evans III, Kyle Washington) I learned a lot from them."

UC also won back-to-back league Player of the Year awards in Conference USA when Steve Logan won in 2001 and 2002.

Cumberland of Wilmington, Ohio led the Bearcats by scoring 18.4 points per game with a .404 three-point percentage, .780 on free throws and 3.5 assists per game while averaging over 32 minutes of playing time in each contest.

He earned AAC Player of the Week four times and was on the league honor roll nine times. His career-high 34 points against South Florida Jan. 15 was the most by a Bearcat since Troy Caupain had 37 in a four-overtime loss to UConn in the 2016 AAC tournament. With 569 points going into Friday, he's one of three Bearcats under Mick Cronin to have scored 500 or more in a season joining Sean Kilpatrick (2012, 2013, 2014) and Deonta Vaughn (2008).

"He's a by-product of your program," UC coach Mick Cronin said. "As a program, we take a lot of pride. That's two straight years for us (with Clark winning in 2018). If you recruit good kids that will put in the work like Gary and Jarron, then you stand a chance. The light came on for him in the last year about dedication."

After his first two seasons in a support role, this year's Bearcats needed Cumberland to take over. In games where he's succeeded in points and getting to the free throw line, UC has succeeded.

"I was playing it in high school (the featured player)," Cumberland said. "I just understand my role on the team and I knew what Coach was expecting from me."

Cumberland enters the postseason with 1,275 career points for 28th on the all-time list with a season to go. He's just four points away from Kenyon Martin's career total.

"We know he's changed his body dramatically, his work habits," Cronin said. "He had more changes his freshman year than any player I've ever coached. Now, he rarely gets a charge. He's always had the talent, he just had to adjust his game. His work ethic has gone through the roof."

Joining Cumberland on the AAC First Team was Cory Davis Jr. of Houston and Jeremiah Martin of Memphis who were also unanimous picks. Temple's Shizz Alston Jr. and UCF's BJ Taylor also made the squad. Cumberland said he would have voted for Houston's Davis if he couldn't have the award.

"I know seeing him from last year to this year, he really improved as a player," Cumberland said.

As a freshman, Cumberland was on The American's All-Rookie Team as well as AAC Co-Sixth Man of the Year. This season, he was checking the AAC web site and was not happy with not seeing representation by UC in some of the awards.

"It was kind of upsetting," Cumberland said. "I mean, we won 25 games. There was nobody else on our team that got an award. Everybody on our team really worked hard."

The Bearcats are the No. 2 seed in the AAC Tournament and take on the winner of No. 7 seed Tulsa and No. 10 seed SMU Friday at 7 p.m. Eastern in the quarterfinals.

"Coach has been on us very hard," Cumberland said. "We've just got to go back to being the old Bearcats team, doing all the dirty work, being aggressive, getting rebounds and diving on the floor and everything. We've still got a lot to prove. We didn't win the regular season conference, so coming into the tournament, we've got to win this." part of a remarkable stretch in UC basketball history, and an impact that will last much longer.

For UC's Jenifer and Broome, Senior Day is more than simply a celebration

By Justin Williams
The Athletic-Cincinnati
3/9/19

CINCINNATI – Any college basketball player who sticks around long enough gets to experience some form of Senior Day. It's the standard reward in a sport where, at least at the highest level, playing that long is an increasingly less-sought-after accomplishment. Even fewer of those seniors are fortunate enough to play for a conference championship as part of that Senior Day, and fewer still with the opportunity to influence the outcome.

On Sunday afternoon at Fifth Third Arena, Justin Jenifer and Cane Broome will be among those chosen few. The Bearcats will honor them before tipoff, then lean on them to beat the Houston Cougars and earn a share of the American Athletic Conference regular-season title.

"We won a championship last year, but at the end of the day, we weren't the leaders on that team," Broome said. "Us being the leaders on this team, it will mean more to us and being able to leave a championship behind."

The two make for a unique pair of seniors. In a vacuum, Jenifer's journey looks pretty traditional: come in as a freshman and play all four years, his contributions growing with each one. But because he came into the program with Jacob Evans III, who left for the NBA after his junior season, and Trevon Scott, who redshirted and is in the midst of his junior season, Jenifer became a bit of an outlier, even on a straightforward path. Broome, on the other hand, has been with the program for three years but was on the court for only the last two, having to sit out the first year after transferring from Sacred Heart.

They didn't come in and progress as a four-year duo the way Troy Caupain and Kevin Johnson did, and while both have been a part of three consecutive seasons in which the team has won at least 25 games, they've done so mainly as backup singers to the likes of Caupain, Johnson, Evans, Gary Clark, Kyle Washington and Jarron Cumberland.

"I feel like (Sunday) is the perfect opportunity for us," Broome said. "I never really talked to Justin about this, but I felt like in the last three years, as far as seniors, we're probably the most overlooked, so I feel like a game like this could help us be up there with Troy and Gary and Kyle and Kevin Johnson."

It's a perceptive read on the situation by Broome. He and Jenifer have undoubtedly been vital roster pieces for the Bearcats, this season specifically, with Jenifer averaging 8.4 points per game and Broome 8.2, ranking fourth and fifth on the team. But they also won't be celebrated as a package deal the way Caupain and Johnson were, or revered to the extent Clark was or Cumberland will be. Years from now, when UC fans are ticking off their all-time favorite Bearcats, Jenifer and Broome are unlikely to get many shoutouts. That's not a criticism or indictment of them, but it does exemplify what sets them apart.

"We don't mind being the underdogs. We're short, so we come into the situation like that anyway," Jenifer said. "We always have that chip on our shoulder."

A win on Senior Day against No. 12 Houston to secure a second consecutive conference crown would likely add a few extra nostalgia points in the collective psyche of the Bearcats faithful, as Broome suggested. But separate from Sunday's outcome, or what the remainder of this season holds, or how it's ultimately remembered, their careers will be emblematic of the school they played for. They are Bearcats personified, not necessarily in terms of the "tough and nasty" stereotype that has been attached to UC basketball since the Huggins Era, but rather representative of Cincinnati and Mick Cronin's formula in the past decade that has made for a consistently successful program: Bring in undervalued players who stick it out, get better and find ways to help their teams win games.

"You have to reach a point where your team wins because of you, you contribute to it," Cronin said. "And they've done it this year."

Cronin has displayed a soft spot for Jenifer all season, often advocating for a player he feels has been underappreciated despite turning himself into a consistent scorer, floor general and the conference's best 3-point shooter, at 44 percent.

"Justin is a guy that is how it should be in college basketball: You get to college and it's a lot harder than you thought," Cronin said. "So you either make an excuse and transfer — quit and go home — or you figure out how to become a good player, and you fight through it, toughen up, and realize you aren't in high school anymore. Justin is a poster child for that, a guy who figured out how to take care of the ball and turned himself into a high-percentage shooter."

"That's why I give Justin a lot of credit, because he's fought through a lot of doubters," Cronin added. "Life is easy when everything is handed to you. And nothing has been handed to Justin since he's been here."

In many ways, Broome's voyage ran counter to Jenifer's. He started his college career at Sacred Heart, averaging 23.1 points per game and earning Northeast Conference Player of the Year honors as a sophomore before transferring to Cincinnati. While he sat out the 2016-17 season and practicing with the team, the coinciding hype train placed what was probably unfair and outsized expectations on his shoulders. He wasn't counted on to do too much last season, but this year he was pegged as the secondary scoring option alongside Cumberland and penciled in as a starter from Day 1. That never quite panned out, for a number of reasons — Keith Williams' ascendance, Broome's shooting struggles to start the year, general on-court matchup needs — but Broome adapted to the challenge instead of running from or regretting it. He accepted a role as the team's sixth man and offensive spark off the bench, while also improving his defense and remaining a steady, positive influence on and off the court.

"One thing about Cane, his confidence has never wavered. I think he was frustrated at times this year — early, he didn't shoot the ball well," Cronin said. "But he's always cared about winning. Everything obviously didn't go his way, but he's always cared about winning. He's also really smart basketball-wise. Cane is a guy who talks to other guys on your team, because he sees things like a coach when he's watching. His value doesn't all show up in the stat sheet. Everything isn't all makes and misses."

That last part applies to Jenifer as well, who made it his mission to mentor and prepare Logan Johnson to take the next step, and has even done the same with 2019 signee Samari Curtis, whom Jenifer has kept up with during his senior year at Xenia High School.

Yet even in their overlooked, supporting roles on the floor, they've still proven indispensable this season, not only in a grand, overarching sense but also in significant, specific instances. Like Jenifer tallying 17 on the road against Wichita State, or his game-saving effort at home against Central Florida. Same for Broome scoring the last 14 points in regulation in the overtime win on the road against Tulsa, or the two monster 3-pointers he hit against Connecticut in his hometown of Hartford. Those would each be special moments regardless, but especially as seniors.

"As a coach you get sentimental — and I'm getting a little bit older — any time those guys play well, I'm cognizant that it's their senior year," Cronin said. "You really want them to do well. (Cane) and Justin have had a lot of those moments. I hope they have plenty more in them, because we're going to need them."

The Bearcats may very well beat Houston on Sunday to earn a piece of that conference title, then go on to make some noise at the AAC tournament in Memphis and kickstart a run in the NCAA Tournament. If they do, Jenifer and Broome will be part of that — probably not in a starring roles but undoubtedly in necessary ones.

Though as Cronin also said, it isn't all makes and misses. Maybe only some of those things happen. Maybe none. Regardless, Sunday's pregame ceremony will celebrate a pair of players who have been part of a remarkable stretch in UC basketball history, and an impact that will last much longer.

Theory of Relativity: Trevon Scott, UC basketball and the ties that bind

By Justin Williams
The Athletic-Cincinnati
3/6/19

FEATURE

The loss still haunts Trevon Scott, but it's not the one you think.

"Honestly, we really don't talk about last season that much," Scott says. "It was a bad loss, but for me, that Nevada loss is covered up by the East Carolina loss this year. That was my worst loss. I don't think about Nevada as much. Maybe here and there, but if I'm thinking, How did we lose that?, I think about the ECU game. At least 10 times a week."

The NCAA Tournament is a 68-team toss-up. Scott learned that during his redshirt season, when he watched from the bench as the Bearcats fell to St. Joe's in their opening game. It was simply reinforced against Nevada last year – granted in painfully, dramatic fashion – but that's the nature of the March Madness beast.

"You can't half-step in the tournament," Scott adds. "Everybody is in the tournament for a reason. If you come out half-stepping, you're going to lose."

But falling to East Carolina, a team whose only other pair of conference victories this season came against Tulane, Scott still can't rectify that in his mind. That's not a game the Cincinnati Bearcats lose and Scott has worked tirelessly, this season especially, to embody that "Bearcat basketball" mentality, both in all the ways people see and all the ways they can't.

The departures of Gary Clark, Jacob Evans III and Kyle Washington have been referenced, alluded to and written about so much this year – and for good reason – that it's now bypassed cliché to become a permanent fixture of the team's title: "The Cincinnati Bearcats, without Gary, Jacob and Kyle." It's the genesis of nearly every storyline relating to this team, and arguably relevant to Scott's more than anyone else. The 6-foot-8, 225-pound forward was purely a role player as a redshirt sophomore, averaging a little more than three points and three rebounds a game in a little more than 12 minutes of action. He entered the 2018-19 season with zero career starts, having never played more than 29 minutes in a single game. But he's been forced this year to fill the proverbial void, starting every game and averaging 30 minutes a night – second only to Jarron Cumberland – along with an impressive 8.6 points and a team-high 6.5 rebounds.

"Coming into this year, I knew what to expect, that I was going to have to step up big time," says Scott, seated at a large round table in an otherwise empty media room in Fifth Third Arena, a few hours before the team is scheduled to practice. "And I guess I have. There's always room for improvement, but I've stepped up."

It's why the ECU loss still festers. Scott actually played well against the Pirates – 12 points, nine rebounds, three assists – but it came in a loss against a vastly inferior opponent, and this year, he is one of the players tasked with preventing such things from happening. Motivation was not something Scott or any of his teammates were lacking before the season began. The increased responsibility and resultant doubters provided plenty of that. But the ghosts of Greenville, North Carolina, did provide Scott some additional fuel over the program's subsequent 13-1 run. A number of specific moments and performances from the junior forward have demonstrated as much, including a key blocked shot late in the win over South Florida, his 13 crucial points in the second-half comeback over Temple and the dagger 3-pointer he hit in the final minutes against Central Florida as the shot-clock expired.

But there is also the abundance of contributions from Scott that don't show up in the stat sheet, or even out on the floor at all. Setting hard screens, talking on defense, encouraging and mentoring his teammates – they've all become critical aspects of his job description this year. Most of all, on a roster full of quiet, reserved, lead-by-example players, Scott has been designated as the group's outspoken leader, almost by default, the shepherding vocal presence on and off the court.

That was the case at Memphis in early February, when the Bearcats again found themselves behind by double-digits to the Tigers early in the second half. During an ensuing media timeout, head coach Mick Cronin shouted his frustration, ripping into his team, challenging his players, reminding them what it means to wear "Cincinnati" across their chests. The huddle preheated in

a hurry, with players snapping back at coaches and each other. It was the type of moment that could easily send a game sideways. Scott made sure it didn't.

"Everybody went at each other. Coaches included. But we're a family," Scott said following the game. "(Coach Cronin) just challenged everybody, and I asked, 'How are we going to respond to this?'"

They did so by outscoring Memphis 35-22 over the next 15-plus minutes for a pivotal 69-64 road victory. Or as Scott summed it up afterward, "Results, ya know?"

Family, both by blood and adopted, has long been the driving force in Scott's basketball journey.

Scott kisses the tattoo on his right wrist and points to the rafters immediately after the National Anthem is performed before each game. The tattoo features a cross hovering above the words to Philippians 4:13: I can do all things through Christ who strengthens me.

"When I was younger, my parents and my grandparents, before every game or test or whatever, they would always tell me that verse," he says. "That stuck with me since I was a little kid. I had a wristband that said it, but I can't play with those wristbands, so I needed to put it on me."

The tattoo on Scott's wrist featuring Philippians 4:13. (Justin Williams/The Athletic) Scott grew up in southeast Georgia surrounded by family. As in, they all lived within five minutes of each other. His grandmother's house was right next door.

"I would walk out my front door and see my aunt or my cousins," Scott says. "We are always together down there."

Scott played every sport he could as a kid, but fell in love with basketball, shooting hoops at the local rec center and trying to emulate the older kids. The game is in his bones – his dad played in high school, his mom played at a small college in Savannah, his cousins all played – and the speed and style suited him. He was in sixth grade the first time he dunked a basketball, playing in a local AAU tournament.

"It's kind of weird because before that, I never really, officially dunked before," Scott says. "I got a steal and I was directly in the middle of the court, and I just took off and grazed the rim, and when I came down everybody on my team was going crazy. I was shocked. I think it was an adrenaline thing because I don't even remember dunking in practice after that."

This was before his initial growth spurt, which he hit the summer before eighth grade, waking up one morning in a 6-foot-4 body. He had always excelled in hoops prior to that, but as he hit high school and kept growing, his path became clear. Still, Scott knew next to nothing about the Cincinnati Bearcats when they offered him as a sophomore at McIntosh County Academy.

"I didn't know nobody from Cincinnati. I couldn't tell you who the head coach was, no players who went here," he says. "Then I started doing a little research on the history of the school – Oscar Robertson, Kenyon Martin, Nick Van Exel – a lot of great players. I knew it was a basketball school, but then coming up here on my visit, the way the team and coaches interacted, I just felt good about it."

Scott had interest and offers from several SEC and ACC schools in the region (Georgia, South Carolina, Mississippi State, Florida State), but Cincinnati was the most consistent and aggressive in pursuing him. It was enough to convince a kid whose family lived in a five-minute radius to move 10 hours north, where he immediately clicked with fellow incoming freshmen Jacob Evans III and Justin Jenifer.

"I met Tre when I first got on campus and the vibe was crazy. His funny nature, his creativity. We were with each other every day, so every day was a Kodak moment," Jenifer says. "I mess with him all the time about the food he eats back home. For Christmas they eat raccoon. He says it's pretty good. I always tell him I'm gonna come down there sometime and try it, but he can't tell me what it is. I just have to eat it."

There have been no regrets tied to Scott's decision to become a Bearcat, but there have been plenty of challenges. Scott red shirted during the 2015-16 season, which was particularly tough when Evans and Jenifer were both getting minutes.

NEWS CLIPPINGS

"It felt like I took a step back. I came from starting and playing in each game to not playing basketball for a full year," Scott says of the experience. "Now I'm glad I did, but it was tough in the moment. Every kid comes in and wants to help, but I tried not to dwell on it too much and I didn't want to be selfish. It was a down-the-line thing."

The following year, his Uncle Donald, who everyone called Duck, unexpectedly died back home in Georgia. Duck had always been one of Scott's biggest supporters and cheerleaders growing up, went to every one of his high school games. It's why Scott writes #DuckSeason on all of his game shoes and had the phrase tattooed on his left leg.

"He was always right there for me, someone every athlete would love to have in their corner," Scott says. "It was tough when I lost him, especially with me not being home, not being able to see him before it happened."

Scott pushed through, kept at it, and ultimately achieved something that any coach on the Bearcats staff will tell you is not a given for a player in his position: he got better. Redshirting, riding the bench for a couple of seasons – in today's college basketball landscape, that's enough for a player to check out and start looking at transfer options. Scott instead worked on his body, his footwork, his jumper, his free-throw shooting. After the final, agonizing seconds of the Nevada loss ticked away, and especially after Evans declared for the NBA Draft on April 1 of last year, Scott suddenly witnessed a very different kind of growth spurt standing right in front of him.

"Coming in with Tre, I've seen the grind. I've seen the struggles and the frustration that he had, and I felt his pain," Jenifer says. "All those long nights we had in the gym together – me, him and Jacob – just to see Tre's game blossom the way it is right now, and the leadership he brings and the scoring he's doing, the defense, the rebounding. He's done an amazing job. It's amazing."

Minutes after an early December win over Northern Kentucky, featuring an inspired 22-point, 10-rebound performance from Scott, aided by a 12-13 showing at the stripe, Cronin sat down at the post-game podium and spoke without hesitation.

"Tre is a good kid. When he plays well, I couldn't be happier for a human being," he said. "He's a great ambassador for our university, not just our program. Tremendous kid... Can't believe he missed a free throw though. I'm going to run him on Thursday."

Ribbing aside, it was far from the only time this season Cronin has gone out of his way to praise Scott's character. Or even outright celebrate it, as the team did on the road before the Mississippi State game, holding a special graduation ceremony to present Scott with his degree in Interdisciplinary Studies. The road trip forced him to miss the actual commencement back on campus. It won't stop the Bearcats' head coach from yanking Scott out of a game for a bad turnover or openly bemoaning a poor rebounding effort, but when he talks about Trevon Scott, as both a player and a person, the affection is obvious.

"We have a great relationship," Scott says. "There are times where he'll get on me, or times where I have to calm him down in huddles or something. It's tough for me to explain (our relationship), but it got to that point with him this year. It shows the trust he has in me as a player. It's a cool relationship."

Scott and Cronin see each other nearly every day during the season, but will still text back and forth on occasion during the week. The messages are sometimes basketball-related, other times something funny Cronin found and passed along, though each one is a miniature example of how comfortable they've grown with each other this season. The same could also be said of the countless on-court or in-practice moments when Cronin has expressed his frustrations in Scott's direction, often loudly and angrily.

"He's on me a lot because he wants me to be a leader. Since I've been here, he's always been on the older, more important players the most, and now that I'm in that position, it's a good feeling," Scott says. "I had to realize, the one who coach gets on the most is the one he has trust in, who he expects to do everything the right away. It's my fault really because I've shown coach that I'm a smart guy, so on the court, he has a lot of faith in me, and feels that I've been here long enough that I should know exactly what he expects."

One of the more common criticisms you hear fans or onlookers levy against Cronin is that he can be too brash, too emotional, too reactionary with his players, to the point that it cripples and saps their confidence. Asked about this, Scott full-on, teenage-girl eye rolls at the suggestion before shaking his head and laughing to himself. Sure, Cronin is an emotional coach, and it can

be irking in the moment. But it's also what the players feed off of, the type of spark that can help turn a second-half deficit to ash in a matter of minutes. Scott even has the text messages to prove it, the ones he sends to Cronin after tough games or practices, telling Cronin to never stop coaching him, never stop challenging him.

"We're tough. I know there are a lot of different ways to do things, but that's his way, his personality, and how else would you expect someone else to give you their all?" Scott asks. "When someone is really behind you, putting fire behind you, it shows. At the end of the day, he wants the best for us. And we know that. He yells at us to bring the best out of us."

The kinship between Scott and Cronin specifically bores even deeper. None of the vacancies the Bearcats had to fill this season were going to be a simple one-for-one player swap, but Scott did have to step into the starting forward position held by Gary Clark, reigning American Athletic Conference Player of the Year and Defensive Player of the Year. A lot of fans, media and talking heads had their doubts. They weren't a direct indictment of Scott, necessarily, the same way they weren't direct indictments of Jenifer, Nysier Brooks or Keith Williams, but it still left a palpable skepticism. The players understood – they were replacing a lot of proven talent with a lot of unknowns – but it was still more than enough to raise their hackles, Scott included.

"We were in practice with each other every day, even before this year. I knew what I was capable of, what Nas and Keith and everyone was capable of. There's a reason we're here – we're good players," Scott says. "It was just another chip on our shoulder to prove to our own fans that we're not just role players. We can be starters, we can be a huge part of our team's success. I think that was our biggest thing, to just block out all the negative stuff and play basketball the way we know how."

"It's not like Gary, Jacob and Kyle all came out and scored 20 points every game," Scott adds. "Maybe it was just the experience they had. But we practiced with them, played with them, learned a lot from them. We just had to put what we learned from them and go about our business. It's our time now."

That burden has been proudly shouldered and voiced by just about every player on the roster over the course of an unexpected 25-4 season to date. Though it also isn't lost on Scott that this particular cocktail of doubt, pride and motivation is just a watered down version of what his head coach has been drinking for the past 13 years.

"The biggest misconception is that he's a bad coach, that he doesn't know how to coach in the tournament, or late in games. I see that type of stuff, and it's crazy," Scott says. "We'll lose a game and people are saying he should fired. And yet we're 20-something-and-4, or last year we were 31-5, and I'm like, How can y'all be serious? A lot of people really don't understand how good of a coach he is."

Scott, however, has bought all the way in, evidenced by his familial defense of Cronin. He watched for three years the success the coaching staff was able to extract from his teammates, the degree to which their game improved. He witnessed Evans, the unpolished southern kid he dorned with as a freshman, develop into a first-round NBA draft pick. He listened when Clark said things like, "If you buy into what (Cronin is) saying, you can't not have a successful career." He believed this year's team was capable of more than people expected, and he took it on himself to be that same example for the younger crop of players – the type of teammate every athlete would love to have in their corner.

"I bet if you asked everyone on the team what our goal is, it would be to win the conference, win the conference tournament again, and then go farther than we did last year," Scott says. With less than two weeks until Selection Sunday, it's a realistic possibility. "I think we have the team to do it and the players to do it. That's it."

It's an attitude Scott hopes will leave a lasting, fraternal imprint on the program. He said as much after his 13-point, 11-rebound double-double in an easy January win over Tulsa.

"Coach Cronin always talks about 'not shoplifting the tradition.' I'm not trying to shoplift the tradition here at UC. I have to make my mark somehow," Scott explained. "You can't just be here. You gotta live up to it. I'm not trying to let it die here with me, with these guys. So I'm going to go out and give my brothers my all."

UC didn't doubt it could be in this position, even if everyone else did

By Justin Williams
The Athletic-Cincinnati
3/4/19

CINCINNATI – It was all right there for the taking. The moment Logan Johnson teleported toward Memphis' Jeremiah Martin, snatching away a last-ditch outlet pass and securing a 71-69 victory for the Bearcats on Saturday night, the implications for the week ahead also shifted from the peripheral to front-and-center. If UC can beat Central Florida on the road on Thursday and Houston at home on Sunday, the rest of the American Athletic Conference will have to bend the knee for the second year in a row. The Bearcats "control their own destiny" – the most prized oxymoron in all of sports.

"We're built different. We're built different than a lot of teams think we are," said Johnson of the team's continued ability to pull out tight wins. "We're not going to stop. We're going to fight, every second of the game."

It started well before Johnson's optical illusion of a steal, obviously. Before Jarron Cumberland exorcised his three-game slump with a crippling 26-point performance – one that sparked a trio of technicals and may have inadvertently led to Justin Jenifer's ejection – and before Nysier Brooks staked the paint like a land-crazed pioneer. UCF went into Houston and handed the Cougars their second loss of the season, clearing a path for Cincinnati's outright conference title. The Bearcats were well aware of what a win over the Tigers would mean before they even tipped off against Memphis on Saturday.

"Our guys were in (the locker room) watching (Houston and UCF). They're in-tune with what's going on," Cronin said after the victory. "But they've been tuned in to the fact that everybody wrote them off after we lost to Ohio State. They wrote them off after Jake (Evans) put his name in the draft. They were written off locally and nationally and to be fair to people, if I had watched the Ohio State game as a fan, I'd have written us off too."

"I had an advantage though," Cronin continued. "I came in here and told you guys, we're not that bad. We were just really bad on that night. So they've had a great attitude about that all season. They really have."

There's no need at this point to rehash all the reasons why the departures of Evans, Gary Clark and Kyle Washington tempered the team's expectations, or how UC's brick-laden 56-point showing against the Buckeyes caused the fanbase's residual anger over last year's Nevada loss – which had slowed to a simmer – to instantly boil over again. But it is worth examining what caused a pervasive How can this team win another conference title? attitude to get rebuilt as a straightforward How this team can win another conference tournament storyline.

There have been collective efforts. UC shot just 27.4 percent in that Ohio State loss but immediately recalibrated, inserting Keith Williams into the starting lineup and recognizing that jump-shooting their way to victory was a risky proposition. They slowly but surely began to mold their defense, which wasn't in the same neighborhood as last year's, but aspirational enough to keep improving. They sustained weeks of otherworldly 3-point shooting performances from opponents but finally surfaced on the other side, rooted in blocked shots and forced turnovers. Nearly four full months after that 27.4-percent display threatened to derail the whole season, the Bearcats somehow won a game over Southern Methodist in which they shot 26.6 percent and scored 52 points.

There have been individual efforts. Cumberland, who hinted over the stretch last season how good he could be, kicked down the door this year, especially in conference play, where he has averaged 20.5 points, 5.7 rebounds and 4.1 assists. That includes the recent three-game slump prior to Memphis – all wins, mind you – when he totaled just 31 points but led the team in assists.

Still, his frustration was mounting in the first half on Saturday against Memphis, to the point that it was visibly and negatively impacting him and his teammates, and spurred a halftime intervention of sorts.

"He's got to stop with the frustration stuff. We have to get mature enough to understand that it's not going to stop, and you have to adjust," Cronin said after the game of his star player. "I'm not saying that it's easy, but you have to grow, because the frustration stuff is not going to help you."

"It got much better (in the second half). We had a little heart-to-heart at halftime," Cronin added. "I usually win those."

Cumberland, in turn, poured in 21 of his 26 points in the second half, potentially taking pole position in the AAC Player of the Year discussion over Martin, who had a game-high 28 points of his own, but did so in defeat.

Brooks and Trevon Scott have emerged as well, stepping out of the Clark and Washington shadows to average a combined 16.6 points, 12.8 rebounds and 2.2 blocks along with stellar post defense. It hasn't always been smooth or pretty, such as combining to shoot 5-20 against SMU, and it won't cause UC fans to forget Gary Clark anytime soon. But it was a void that Scott and Brooks challenged themselves to fill prior to the season – knowing many would doubt them – and, for the most part, have succeeded in doing so.

"Me and Tre are always communicating on that because we know... we aren't... well, I'm not going to say that," said Brooks, choosing his words carefully after his 13-and-12 double-double.

"A lot of people don't see us as who we are. It's that simple," he finally said, with no shortage of conviction. "We try to – not prove people wrong, because this is for us, and we're not worrying about nobody but us as a team – so we just try to improve on that every day."

The witness list stretches on. Williams' ascendance as a secondary scoring option, spilling over with confidence and athleticism. Jenifer's steady 3-point shooting and ball control. Cane Broome's penchant for clutch shots and microwaved offense. Timely spurts of scoring or energy from Logan Johnson, Trevor Moore, Rashawn Fredericks, Eliel Nsoseme and Mamoudou Diarra.

"We had a lot of different guys step up at different times," Cronin said late Saturday night.

It's a relentless deluge of try-hard and can-do from a group of players who seemingly exist to siphon joy and hope from opposing coaches. The sentiment is plastered across their faces in every post-game press conference, like an overwhelmed first-year kindergarten teacher who spends his daily commute deciding whether to scream or cry. This Bearcats' team has recurring limitations on offense and defense and has been forced to scrap out an abundance of narrow victories, a few of which never should have been that close. But it's been the other side left wondering what more they could have done to win 25 times in 29 tries thus far.

Cronin deserves much of the credit for that. Few college head coaches as polarizing and criticized as Cronin manage to hold the same job for 13 years. It's the tax he pays for tournament failures in a sport that weighs Final Four appearances in gold, but at the same time, it too often takes the shine off a coach who has won 86 games and counting over the past three seasons and is headed for his ninth-straight NCAA Tournament berth. For some fans, those numbers will only ever read as damning with faint praise without the postseason spoils to show for it. But for his fellow AAC coaches, they are envy-inducing.

As is the position the Bearcats find themselves in yet again. Despite all the odds and obstacles stacked against them before the season began, all the unanswered questions and gaping vacancies, the stakes of the week ahead are very simple, albeit not easy. Win at UCF on Thursday and beat Houston at home on Sunday, and the AAC regular season crown stays home in Clifton.

Plenty of doubt still lingers, in the form of a veteran UCF squad that hung tough with the Bearcats two weeks ago and just handed Houston its first home loss of the year, and a Cougars team that has no interest in choking away a Top-10 ranking in the final weeks. Then there's still the momentum-altering AAC Tournament, followed by the ultimate arbiter that is the NCAA Tournament, which UC fans are well aware has the power to outweigh whatever came before it. All of which is to say that despite all they've already battled for and achieved this season, and how well things broke for them on Saturday night, the Bearcats still have a lot of work in front of them.

Imagine how the rest of the conference must feel.

All hail Logan Johnson, UC's small-ball super freak

By Justin Williams
The Athletic-Cincinnati
2/20/19

FEATURE

CINCINNATI – Logan Johnson has been a freakish athlete for as long as he can remember.

"I would always just run faster, jump higher than everybody in any sport I played, really," Johnson said matter-of-factly before practice last week. "Grade school, middle school, all that."

That's why as a higher schooler at Saint Francis in Mountain View, California, classmates and coaches were constantly trying to convince Johnson to join the track team, for a long time to no avail. When he did finally relent, they quickly threw him into the long jump at the next meet, despite the fact that he'd never competed in or even attempted a long jump before in his life.

"It was my first attempt. They were saying, 'Jump like a 17 (feet) and we'll win this tournament,'" Johnson recalled. "I went out and jumped a 21, something like that. They were shocked."

Check out the best of The Athletic Cincinnati as we celebrate our first year

The Bearcats' 6-foot-2 freshman guard preferred to display that athleticism on the basketball court, where he averaged 22 points, eight rebounds, six assists and three steals as a senior at Saint Francis, following in the steps of his older brother Tyler, who had gone on to star at Fresno State and is currently in the NBA with the Phoenix Suns.

It was more than enough to attract the attention of Mick Cronin and the Bearcats, especially with Johnson's dogged defending an ideal fit for UC's defense-forward flavor profile.

"It's a great advantage when I don't have to sell Logan Johnson on the importance of defense," Cronin said earlier this season. "He's got a brother that signed a \$50-million (NBA) contract because of defense. He gets it. He's seen his family's whole world change because of Tyler's defense."

Those qualities are already paying dividends, even in limited minutes as a freshman. Johnson's future in Cincinnati is as a point guard, likely as soon as next year, injecting a degree of horsepower into the position that Cronin has yet to have during his time in Cincinnati. But for now, with seniors Justin Jenifer and Cane Broome still in tow, Cronin instead has the luxury of experimenting with how and when to Johnson's athleticism. That's included as a rebounding and rim-protecting presence in small-ball lineups or a booster shot to the team's full-court pressure.

"How do I get him in (games)? I can take Keith (Williams) out, and if I put Logan in, we still have a great athlete in there with Jarron, and Justin is a great shooter," said Cronin, who over the last five games has most commonly utilized him alongside Jenifer, Cumberland, Rashawn Fredericks and Trevon Scott. "We did that at Memphis."

Cronin told Johnson in the week leading up to the comeback win over the Tigers that his speed and quickness would match up well, and once Eliel Nsoseme went out with an ankle injury, Cronin actually played Johnson some at the power forward position, with four guards on the floor. He finished with six points, four rebounds and two assists in 14 minutes. At couple weeks prior at Temple, Cronin deployed his curly haired heat-seeking missile when the Bearcats fell behind early to ratchet up the intensity. He chipped in four points, three boards, two steals and one hellacious chase-down block.

"I think people definitely underestimate my athleticism," Johnson said, in regard to rebounding against taller players. "They won't always box me out. Which I appreciate. I'll go get it."

The most memorable example of his mercenary brute force came early in the season at the Emerald Coast Classic, when he catapulted himself over 6-foot-11 center Nysier Brooks for an offensive rebound in the championship victory over Ole Miss, eliciting astounded looks even from his teammates.

"Nas said he didn't even see me, just looked up to get the rebound and I was way higher than he was," Johnson chuckled. "He was in shock. And he said I stole his rebound."

Not having to worry as much about handling and distributing the ball as a freshman has freed him up to expend more energy on the visceral aspects of the game. But Johnson maintains that those areas have always been and will continue to be priorities of his game, and something he takes pride in. It's also why, despite not being a potent scoring threat or natural shooter, Cronin is still scrounging to find minutes for his first-year dynamo on an already deep roster.

"Trust me, going into every game, I'm asking myself how am I going to get him some minutes," Cronin said. "Some people lament only have seven or eight guys. When you're trying to play at least 10, it's not always the easiest thing to do."

Johnson is still plenty green, plagued at times by typical rookie mistakes: a bad turnover, a missed rotation on defense. But he's not one who needs to go searching for self-confidence, and the upside inherent in his versatility and athletic abilities easily outweighs any growing pains he experiences. It may also prove to be the perfect fresh-legs formula for the Bearcats down the stretch, who still have to face off against high-quality athletes on Memphis, Central Florida (twice) and Houston over the next three weeks. That will be followed by the conference tournament and possible power-conference opponents in the NCAA Tournament. And that's only the beginning.

"As his skill level catches up to his athleticism, he's going to be an elite basketball player," Cronin said.

That still burgeoning equilibrium was never more obvious than the road win over Temple when a first-half steal by Johnson unleashed him in the open court with a clear lane for a dunk. Except he left his feet too early, and what should have been an easy, crowd-silencing flush for the spring-loaded freshman ricocheted out of the cylinder.

"I took off too early. I got too excited," Johnson said sheepishly, thinking back on it. "But don't worry. The next one is going down."

Bearcats need to do the little things right to make a post-season run

By Justin Williams
The Athletic-Cincinnati
2/18/19

CINCINNATI – The most important play of the Bearcats' 72-62, cruise-control victory over Wichita State on Sunday afternoon came late in the first half when the game still felt very much up for grabs. Ahead by three, Cincinnati center Nyiser Brooks deftly swatted away a post-entry pass, which led to Trevon Scott diving on the hardwood, scrapping for the loose ball. He managed to corral it and shovel it to a teammate, sparking a fastbreak that ended with Jarron Cumberland finding Cane Broome for a wide open 3-pointer.

UC's lead instantly doubled, reaching double-digits by halftime. It ballooned in the second half as high as 19 and never got closer than six. The Bearcats improved to 21-4 (10-2 AAC) on the season, less with a bang than an unrelenting sizzle.

"The game changed when we started diving on floors and not being too cool to put out effort. Basketball, 80 to 90 percent of this is effort," head coach Mick Cronin said afterward. "Somebody has to be the first guy to do it, and it becomes contagious. Once we did that, we were able to get the lead."

Scott had a horrid night shooting the ball, going 1 for 7 from the field and 1 for 2 from the free throw line for three points – and with his team shooting 34.5 percent overall, he wasn't alone. But he also grabbed eight rebounds (three offensive), had four assists, one block and that momentum-swinging steal. His performance was the perfect encapsulation of an attitude Cronin has been preaching to his young team all season, a sermon that won't change with only six regular-season games remaining.

"Impacting winning is not always scoring – that's the hardest thing to teach as a coach," said Cronin, whose team held the Shockers to 27 percent shooting on 19 for 71 from the floor. "You have to teach guys that 90 percent of what you do on the court is not scoring. Other things decide who wins beside scoring: passing, effort, talking to your teammates."

Any Cronin quote that downplays offense is a surefire way to trigger a portion of UC's weathered fanbase, and not without merit. It's true, you can't win without outscoring the other team, and any Bearcat diehard can reliably rattle off all the times an anemic or even neglected offense has done them in. But that wasn't exactly the point Cronin was making.

For as good as the Bearcats have been this season – the way they've exceeded expectations with an efficient offense, mounted dramatic comebacks, elevated Jarron Cumberland to greatness – they are not without limitations. The offense has fallen back to earth a bit with some bad stretches in recent games and is still too streaky outside of Cumberland. The defense, while solid, struggles to defend the deep ball and rebound at times, and can't sit at the same lunch table as last year's lockdown unit that led college basketball in point differential. This year's squad simply isn't talented or experienced enough to mask or overcome mistakes and lulls by shooting opponents out of the gym, or unequivocally snuffing them out on the other end, for that matter.

These Bearcats have to do all the little things right. Their strengths are in the smaller, subtler, intangible things, like setting hard screens, taking care of the ball, getting deflections, and deploying a deep bench with players who know and embody their roles. It's a team that more often than not has to win on points via jabs and body blows as opposed to knockout haymakers.

Rashawn Fredericks has not yet had the type of season he or the coaching staff hoped after the 6-foot-5 wing transferred in from Motlow State Community College. He's averaging only 2.7 points and 2.4 rebounds in less than 12 minutes a game, and shooting just 37 percent, including a woeful 26 percent from beyond the arc. But he's also come off the bench to pull down 21 rebounds over the last four games, including eight against Wichita State. He's managed to inject a toughness and liveliness on defense and the glass while offering some valuable lineup flexibility. Cronin played Fredericks and Scott together in the post for stretches against Wichita State, a look he hardly used at all through two dozen games. It allowed the Bearcats to play at a faster pace against the outmanned Shockers.

"Here, where you don't have three top-10 picks, we gotta be the sum of our parts," Cronin said. "Rashawn was bigger than the stat sheet showed today. I was happy for him, because he's a great guy and he works really hard."

The same could be said of Scott and Brooks, who combined to go 2 for 14 from the field for six points, but collectively had 14 rebounds, six blocks and two steals while limiting Wichita State to 14 points in the paint. Or the strides Keith Williams has made on both ends, requesting to guard Temple star Shizz Alston Jr. in the Bearcats' second-half comeback in Philadelphia, and then methodically tallying the majority of his much-needed 15 points on Sunday by shooting a season-best 9 for 10 from the free throw line.

Even Cumberland, who led the way with a masterful 27-point, six-rebound, five-assist effort against the Shockers, has room to improve from a leadership perspective.

"We have to do a better job of talking to Nysier when he gets down on himself," Cronin said. "He feels like he's letting his teammates down, his body language when he misses a shot. Other guys have to tell him it's OK. It's one thing for me to tell him it's OK, but he thinks he's letting Jarron down. Jarron has to let him know, Hey, just play defense, big fella. That will help his confidence level. It would help me, if I miss a layup and the best player on the floor is telling me just get your head up and play defense, make the next one."

The Bearcats have relied on a lot of different pieces to carry them to this point, pieces they feel have the potential to continue improving and impressing down the stretch and into tournament play. Senior point guards. Depth. Athleticism and versatility. An unselfish spirit. A cold-blooded, go-to scorer. They aren't world-beaters, by any means, though they've proven they can be a world-class nuisance.

But in order for this team to make some noise in the American Athletic Conference and even have a shot at dismantling the guillotine that is last year's NCAA Tournament loss, still looming ominously overhead, it will have to happen in those small, compounding moments that impact winning. Any triumphs the Bearcats have or will achieve aren't of the explosive, face-melting variety – aside from the occasional Cumberland dagger or Williams dunk – but rather a slow, steady burn, fanned by a pivotal box-out here and loose ball there, stoked by solid screens and made free throws.

"We can be way better than what we are right now," Cumberland said after Sunday's victory. "We still have a lot of stuff to get better at before March. We can be really good though."

And at least for now, they still have time to prove it.

Johnson Uniquely Prepared to Be a Bearcat

By Dan Hoard
Voice of the Bearcats
2/11/19

FEATURE

CINCINNATI – Of all the players that Mick Cronin has recruited in 16 years as a head coach, none was better prepared for his demanding style of coaching than freshman guard Logan Johnson.

“My mom served 31 years in the Air Force so growing up for us was very strict,” said Johnson with a smile. “You had to work hard every day and she put us in different sports so that we weren’t just sitting at home watching TV. There was none of that. It was, ‘You’re going to be active,’ or ‘You’re going to be outside.’ If you were injured it was a ‘Get a straw and suck it up’ type of mentality.”

Jennifer Johnson, whose father also served in the Air Force, agrees that she is strict with her five children.

“I’m a no-nonsense type of person and I think part of that is probably the military upbringing,” she said. “I don’t put up with a whole lot.”

Sound like anybody we know?

“That’s where it was easy for me coming to play for Coach Cronin,” Logan said. “I already knew what it was about. You’re going to get after it and you’re going to work every day. I’m in a great place and a great situation and my mom has definitely had a huge role and impact on it.”

Johnson is a long way from home. The 19-year-old hails from Mountain View, California, near San Jose and averaged 22 points, eight rebounds, and six assists as a high school senior last year.

Associate head coach Darren Savino was instrumental in recruiting him to Cincinnati.

“He went to Saint Francis High School where I had recruited and then coached two guys when I was at New Mexico,” said Savino. “So when I saw his name pop up on the list of available guards, I was intrigued because I knew the school and had recruited guys there. The way people described him before I got to see him was that he was a tough kid and athletic so he kind of fit the mold of a Bearcat. Then I called Senque Carey, one of the players from his high school who we recruited and coached at New Mexico. He’s a college coach at Long Beach now and right away he said, ‘We can’t get him but you should recruit him. He’s perfect.’”

Mick Cronin got a similar scouting report from one of Johnson’s coaches.

“When we called on Logan to recruit him, his AAU coach said, ‘You guys would be a great fit because he fits your style,’” Mick said. “His coach is a great guy and a great college basketball fan and he knew right away that Logan really fits the way we play. And he was right.”

Johnson, whose older brother Tyler plays for the Phoenix Suns, was drawn to Cincinnati for its track record of consistently being one of the best defensive teams in college basketball.

“Style of play was really it for Logan,” said Cronin. “He’s a very athletic point guard that’s got great upside. He’s so quick and fast and jumps so high that our defensive schemes were attractive to him. Usually you wouldn’t say that about a point guard. Kids usually think about offense, but he’ll tell you that his brother made the NBA with defense. So he really fits our style of play and I think he’s got tremendous upside as a player as his skill level continues to get better.”

Johnson has played in all but one of Cincinnati’s 24 games, averaging 2.3 points and 1.6 rebounds. He provided a big spark off the bench in last week’s win at Memphis with six points, four rebounds, and two assists in 14 minutes of playing time.

Since Justin Jenifer and Cane Broome are seniors, Johnson is training to become one of the Bearcats’ primary point guards next year.

“I help on the court as much as I can, but these guys have been here longer than I have so I’m taking a step back and learning a lot,” he said.

“He’s got to develop his skill level, his vision as a passer, and his shooting, but right now it’s easier for him to just go into a game and get after it,” said Cronin. “Every day in practice he’s got the ball in his hands and he’s working on his decision-making and working on running the team. But at game time he can inject some serious juice if you feel like your team is a little flat.”

Johnson says he is benefiting from watching Jenifer who ranks third in the nation in assist-to-turnover ratio.

“I’m learning every day from Justin,” he said. “I pick his brain apart every day at practice and try to see what he sees.”

“Learning from Justin is great for him,” said Savino. “Don’t turn the ball over, be careful with the ball, be strong with the ball and value the ball. If he starts to pick those things up and keeps working on his shooting we’re going to have something special.”

There’s little doubt that Johnson will put in the work considering how his mother raised him.

“She’s a strict lady from her military service,” said Savino. “Make your bed, put your clothes away, do things the right way and don’t answer back. Listen to your superiors. So he’s great.”

“You can’t just let kids run around these days,” Jennifer Johnson said. “There’s a lot of craziness in our world. You have to stay on them and make them be committed and accountable for their actions.

“I know that he has potential to do great things. It all depends on him and how much work he puts into it. The great part is that the coaches believe in him.”

Scott Trio Excited For 2019-20 Season Together

By Bill Koch
GoBears.com
2/11/19

FEATURE

CINCINNATI – When University of Cincinnati junior forward Trevon Scott first heard that the Bearcats were recruiting his identical twin sisters, Jada and Jadyn, he didn't think much of it.

"I was like, it's nothing," Scott said. "They're not going to come here. So I never really said anything about it."

But Jada and Jadyn proved him wrong. Determined to attend college as a two-for-one package deal, they fell in love with the UC campus and the coaching staff when they made their official visit. Last November they signed national letters-of-intent to attend UC.

Next season – which will be Trevon's senior year in terms of his eligibility – all three will be together on the same campus, with older brother Trevon filling his usual role as protector for his sisters. But he's also determined to keep his distance enough to let them find their own way.

"I'm going to protect them always," Trevon said. "I'm going to show them the ropes, show them a few things their first year. But they're pretty smart. They're smarter than me. They'll be OK."

"I think it'll be amazing," Jadyn said. "We never got the chance to go to high school together, so for us to go to college and be around each other, I'm looking forward to everything. It'll be great."

For UC women's coach Michelle Clark-Heard, who's in her first year with the Bearcats, getting the two 6-foot-1 forwards was a major recruiting coup "because of where we're at as a program and the things they can bring to the table for us."

"How Tre is athletic and can get up and down the floor and rebound and guard in different positions, that's what they are," Clark-Heard said. "We definitely think they can come in and help us right away."

Jada averaged 9.8 points and 10.1 rebounds last year at Frederica Academy on St. Simons Island in Georgia. Jadyn averaged 11.2 points and 9.8 rebounds. Both received all-state recognition and are ranked among the nation's top 40 wing prospects by ESPN.

Four years ago, when Trevon left Townsend, Ga., for UC, no one could have predicted that the three siblings would go to college together, even for one year. Trevon would have been a senior this year if he hadn't chosen to redshirt as a true freshman at the suggestion of the UC coaching staff, and therefore wouldn't be at UC next year when his sisters arrive.

The decision to redshirt worked out well for Trevon from a basketball standpoint because it helped him develop into a starting forward who averages 9.2 points and 6.3 rebounds on UC's 20-4 men's team with another year to play. Academically, he graduated in December with a degree in interdisciplinary studies.

But as good as UC has been for Trevon, when it came to his sisters' recruitment, he made it a point to stay out of the way.

Trevon said he told Jada and Jadyn the pros and cons of going to UC when they asked, but "other than that, they made the decision on their own. I didn't want to feel like I was pressuring them to come here."

But regardless of which school Jada and Jadyn had chosen, they're confident they would have maintained their close relationship with their big brother. Being on the same campus will only make it that much easier.

"We're best friends," Jada said. "We argue, but we make up afterwards. We have a real strong relationship. He was real protective. He still is. He told us we made the right decision."

Bill Koch covered UC athletics for 27 years – 15 at The Cincinnati Post and 12 at the Cincinnati Enquirer – before joining the staff of GoBears.com in January 2015.

A mid-game blow up sparks another comeback road win for Bearcats

By Justin Williams
The Athletic-Cincinnati
2/7/19

MEMPHIS – There was a moment, during the media timeout with 15:49 remaining in the second half, that could have easily ended up looking like a breaking point. The Bearcats were down eight to Memphis at the time, cut from 11 a few minutes earlier, and all out of sorts.

The game started promisingly enough, with Cincinnati shooting fireballs, connecting on eight 3-pointers and a dunk to take a 26-24 lead with seven minutes remaining in the first half. Then the cold front moved in: 0 for their last 13 from the field. They entered the halftime locker room with 10 turnovers and a six-point deficit.

It all bubbled over four minutes and 11 seconds after the second half started when head coach Mick Cronin and his team tore into each other in the timeout huddle.

“We’re family, so that’s what we do. If we’re going to go down, we’re not going quietly,” Cronin said about the moment afterward. “The guys know how I am – I’m going to challenge people. We’re not going to sit there and watch the ball roll around on the ground and not get it. We’re not going to sit there and watch teams shoot layups. There was a long time ago when I was building this program, we didn’t win a lot of games my first couple years in the Big East, but we gave everything we had. That’s how we built the foundation of our program. The minute I let that slip away, we’ll stop winning. Cincinnati basketball will not be what it’s been. That’s what I had to build when I took the job over. So I just reminded those guys of that. Basically, if I had to sub (myself) in, I was going to sub in.”

He didn’t need to. The potential breaking point became a turning point in a 69-64 Cincinnati victory, the team’s second straight second-half, double-digit comeback on the road.

“Everybody went at each other, coaches included,” forward Trevon Scott said. “Coach just challenged everybody, and I asked, ‘How are we going to respond to this?’ And we started going crazy on defense and stopped turning the ball over.”

There have been a number of times this season when Jarron Cumberland has taken games over in the second half, but against the Tigers, it took a village. Freshman Logan Johnson, forced into extra minutes due to his freakish athleticism and an ankle injury to big man Eliel Nsoseme, scored six straight points for the Bearcats, including back-to-back putback buckets.

“I told (Logan) on Monday that this game is made for him. He can match Memphis’s athleticism and quickness, so I knew he was going to have to play,” Cronin said. “Especially when Eli went down in practice. I was going to play Logan at some power forward and in a four-guard offense, because he’s the best rebounder of all the guards we have.”

Cincinnati briefly tied the game on two Scott free throws with just under 10 minutes left, though it was quickly snatched away on a pair of threes by Memphis senior Jeremiah Martin, who led both teams with 26 points.

The Bearcats (20-3, 9-1 AAC) didn’t flinch. Sophomore Keith Williams, who went 0-3 in 11 first-half minutes, dusted off his work boots with a 5-0 run, including a corner 3-pointer on a pass from Cumberland that rattled around every part of the rim to pull UC back within one. Cumberland then found Justin Jenifer for a 3-pointer, aiding his 14-point performance. Scott then stole the ball away, another check mark on his 13-point, nine-rebound showing. Williams grabbed an offensive rebound and stuck one back, adding to his nine-point second half. A pretty dish from Scott to Rashawn Fredericks for a wide-open dunk punctuated a 12-0 Bearcats run and six-point lead with 3:45 left. The Tigers’ players, staff and fans were all suddenly and bewilderedly trying to pick up the shattered pieces of a quality win that had just slipped through their fingers.

“Keith, man, he believes in himself,” Cronin said of Williams’ second-half heroics. “And in sports, really in life, you have to believe in yourself. He’s probably not as good as he thinks he is yet – and I think he’s going to be as his fundamentals develop – but having no fear, not afraid to shoot the ball, he doesn’t hesitate.”

Of course, this is a Cronin-coached team, so it wasn’t just the offense that brought the Bearcats back. They forced the Tigers into seven second-half turnovers and took care of the ball on their end. (The official stat sheet tallied no second-half turnovers for UC, though Cronin, not one to forget them, recalled a shot-clock violation occurring at some point.) Cincinnati won the second-half battle on the glass as well, and held Memphis to 39 percent from the field, including 5 for 17 from beyond the arc.

“Our defense got better as the game went on,” Cronin said. “We stopped giving up layups. And we stopped giving up second-chance points. Some guys off the bench – Rashawn Fredericks, he didn’t shoot it well, but his toughness, and Logan Johnson, they gave us a lot of help off the bench tonight. They play with a lot of heart and a lot of fire. We’re still learning how hard you have to play to win a game like this. And then it helps to have a great player to put the ball in the basket late in the game.”

Memphis head coach Penny Hardaway did his damndest to ensure it wasn’t a typical heart-carving performance by Cumberland, throwing double-teams and eager defenders at him all game. He went into halftime with five points and three turnovers on only 1-for-4 shooting, but adapted in the second half, dishing out five assists and no giveaways.

“Coach Hardaway wasn’t going to let Jarron get 30, doubling him everywhere,” Cronin said. “I kept telling Jarron, ‘You gotta use it against him, you have to make him pay.’

“Jarron gets it. It’s easy to coach Jarron,” Cronin added. “He might make a mistake – you gotta let a scorer be aggressive when you have an elite guy like that – but at the same time, he sees it, and he’s just finding the open man.”

Then when the game pressurized late, Cumberland swallowed it whole, scoring nine of the Bearcats’ final 11, including a two-point dagger with 62 seconds left that ended with him politely informing the Memphis bench “It’s over.” He finished with 17 points, six rebounds and six assists as Cincinnati held a Memphis team that averages 82.8 points per game – and whose only other home loss came against top-ranked Tennessee – to 64 points. The Bearcats, meanwhile, emerged from yet another conference bout battered and bruised, but ahead on the cards.

“That just goes to show you, if we play defense the right way, communicate, trust each other, I feel like we can hold any team to that,” Scott said afterward. “I don’t care who we’re playing. I feel like if we play every game like we did in the second half defensively, we’re going to make something happen.”

Thursday night against the Tigers was merely the start of what will surely be a grueling nine-game summons for UC that will determine the team’s NCAA Tournament fate. Next up is a trip to Houston for a Sunday matchup with the 12th-ranked, one-loss Cougars, with the victor assuming sole possession of first place in the American Athletic Conference.

But first, Cronin had one last challenge to win. “I have a reservation at McEwen’s,” he said, moments before leaving the FedEx Forum exhausted and exultant. “Best restaurant in Memphis.”

Nsoseme Hustling for a Better Life for his Family

By Bill Koch
GoBears.com
2/5/19

FEATURE

CINCINNATI – The first thing University of Cincinnati center Eliel Nsoseme does when he wakes up every morning is pray for his family.

"I ask God to protect them," Nsoseme said.

Nsoseme (pronounced A-lee-el SO-sem-A) is from Kinshasha, the capital of the Democratic Republic of Congo in central Africa, a country beset by sectarian violence, corruption and political turmoil. His hometown is one of the largest metropolitan areas in the world with a population approaching 11 million.

"I talk to my parents and my siblings every day on the phone," Nsoseme said. "It's a power conflict. We just want peace. I'm fortunate to be here to play basketball, to do what I do, to go to school, but a lot of my friends, they don't have the same chance that I have.

"It's not easy to be here far away from my family every day. I have four sisters and one brother. I've got my mom and my dad of course. It's really hard for them. I'm here because I want to take care of them to be in a good situation. That's one of my main objectives."

Nsoseme, a 6-foot-9, 225-pound sophomore, is the first big man off the bench for the Bearcats. He's a tenacious rebounder and shot blocker who averages 1.7 points and 4.2 rebounds with 16 blocked shots in average of 13.4 minutes per game. He has attempted only 36 shots the entire season.

He hasn't become an offensive threat for UC yet, but UC coach Mick Cronin said the potential is there.

"He's had a bad finger that he's dealing with," Cronin said. "Doing what he does on the floor, your finger's going to get hit every now and then. So that's thrown him off. Up until he injured the finger on his shooting hand, he made 12 straight free throws (during UC's summer exhibition tour) in Canada. He's got a hairline thing in there. He doesn't need surgery, but he needs to splint it for six to eight weeks."

UC fans have come to appreciate how hard Nsoseme plays, but few are aware of the mental burden he carries every day.

"He has a tremendous energy level and desire," Cronin said. "He's just a hard-playing guy. He's got a lot going on with his family. All we can do is be supportive. We can't possibly understand how hard that is."

Cronin recruited Nsoseme out of Rise Centre Academy in Brantford, Ontario, Canada, where he averaged 14 points, 13 rebounds and 6.5 blocked shots in 2016-17.

"I started playing basketball six years ago, so it's not really a long time," Nsoseme said. "So the first thing in my mind is to crash the boards as much as I can until I get a rebound. I keep playing the same way every time on the court."

As a youngster Nsoseme primarily played soccer, the most popular sport in his country, but also dabbled in boxing and judo.

"On my soccer team, I was the tallest guy," he said. "My dad was like, I think we need try to teach you another sport. Try basketball. I thought, 'Yeah, maybe try basketball.' We went to the park outside and just started shooting. That's when I fell in love with basketball. It was something I figured out quick."

Nsoseme was so good so quickly that he had a chance to move to Canada to pursue the sport at a higher level. It meant leaving his family behind – he hasn't seen them since he left home nearly four years ago – but he saw it as a way to help them in the future.

"He played unbelievably hard," Cronin said. "In AAU basketball, it's rare that kids play as hard on the defensive end. His hustle was tremendous. For a guy with his size and his tremendous hustle, his great attitude, you could see how positive a guy he was.

"We couldn't talk that much because his English was limited back then. He learned a lot of English from the time he committed until the next summer. At first we could hardly talk. By the next summer, he's fluent. It was amazing. That's how smart he is."

Nsoseme said he learned English from a cousin who lived in Canada and from watching movies. He also speaks the native Congo language of Lingala and a little Kikongo, as well as French, which is the country's official language.

"The only (English) I knew when I came to Canada was, 'Hello, how are you? I'm good. My name is Eliel. That's all,'" Nsoseme said. "I picked it up really quick. I was always with my cousin because he was born in Canada and always speaks English. Wherever we were going I was right behind him. When we ordered food, I'd just say the same thing he said. I had to pick it up quick, learning every day."

Nsoseme speaks with an accent but is easily understandable. He has a friendly disposition and displays a wide smile, except when he's on the court.

That's where his intensity flares up. It's also his refuge, the place he can go to try to forget about what his family members are dealing with back home. But they're never far from his thoughts. He's a devout Christian whose father, Jean, is a pastor. His dad does his best to stay out of politics, but still Nsoseme worries.

"I worry about them being in the wrong way in the wrong moment," he said. "Every time my phone rings I'm always scared."

Being so far from his family can be excruciating at times, but he forges ahead determined to help them leave the Congo someday either through basketball or the job he lands after college. He's a dean's list student majoring in digital media collaboration and last year was an American Athletic Conference all-academic selection.

"A lot of people say the sky is the limit, but I say God is the limit because he's the one who gives me the strength to play basketball, to wake up every morning and do everything I do," Nsoseme said. "God has a really important place in my life and my family's of course. Sometimes you just want to stop everything, but I always say to give up is not in my vocabulary. I made a lot of sacrifice to leave my family to come here. I'm just going to keep going until I make it."

Bill Koch covered UC athletics for 27 years – 15 at The Cincinnati Post and 12 at the Cincinnati Enquirer – before joining the staff of GoBears.com in January 2015.

Trevor Moore's plan to find his rhythm – keep on shooting

By Justin Williams
The Athletic-Cincinnati
2/4/19

FEATURE

CINCINNATI – As soon as the shot caromed off the rim, you could practically see the synapses firing inside Trevor Moore's brain – the gears clicking into place as confidence and doubt each dug in their heels and vied for control.

Fortunately, he'd hit his two previous 3-point attempts before the last one rattled out, allowing the confidence to maintain authority as Jarron Cumberland pulled down an offensive rebound and Moore re-positioned himself behind the arc. The ball immediately boomeranged its way back into his hands, no Southern Methodist defender within five feet, giving the doubt just enough time to mount a last-ditch effort before Moore defiantly cocked and fired.

The battle was won even before the ball splashed down through the net, Moore turning to the Fifth Third Arena crowd and hoisting a trio of fingers into the air, just for good measure. It was an unburdening moment for the Bearcats' sophomore guard, not because the shot went in, but simply because he gave it a chance to.

"Just keep shooting," Moore said of his mindset, speaking before practice a few days prior to the team's 73-68 home win over SMU. "I'm trying to get my rhythm back. But I'm not worried. They're going to fall."

Three of them did in the first half on Saturday, an uplifting (and much-needed) 9-point performance off the bench in a season of humbling moments for Moore. The Bearcats' designated deep-ball specialist opened the year 0-for-5 from 3-point range, his minutes decreasing with each game. Things bottomed out at the Emerald Coast Classic tournament in Florida just after Thanksgiving, when he played only five minutes in the opening game against George Mason, committing three turnovers. Moore rode the bench for nearly the entire game the next night against Ole Miss for the first-place trophy, right up until he was given a technical foul for a comment from the sideline, after which head coach Mick Cronin immediately exiled him to the locker room. While the rest of his teammates were celebrating and posing with the tournament hardware, Moore was literally out of sight, out of mind.

"I said something about one of the (Ole Miss) players, but I was saying it to my teammates. And then the ref heard me so he T'd me up," Moore said of the incident, still shaking his head more than two months later. "And that's not what we do. We don't really get techs from the bench."

It all could have been a convenient catalyst for a season-long spiral. Moore instead can look back and chuckle about it, though somewhat sheepishly.

"I just knew at that moment I had to grow up," Moore said. "That was a teaching moment. I had to adjust from that, and here we are."

His playing time has increased and stabilized ever since, including 12 minutes a game in conference play. The contributions, while still scant, have been significant: a clutch 3-pointer in overtime against Tulsa to extend UC's lead to four, and five massive rebounds against Temple, including one on the offensive end off a missed free throw that he followed with a putback bucket to pull the Bearcats within two.

"Trevor Moore's rebound of the missed free throw was JaQuon Parker-esque," said Cronin, referencing the former Bearcat and current program assistant. "(Parker) got one against Rutgers years ago on the road in the Big East days, and we still show it every year. It's like a legendary Bearcat play. Now, the guys were teasing (Moore) and telling him his eyes were closed on the putback, but it was a big, big-time rebound."

It's also the type of play Moore knows will get and keep him in the game, regardless of whether he's connecting from deep.

"I don't want to just limit my game to shooting the ball," Moore said. "If my shot isn't falling, I'm going to find different ways to try to help my team win."

The bench play in general has been a vital component of UC's success this season, whether it's a timely rebound or bucket from Moore, Cane Broome catching fire on the offensive end, Eliel Nsoseme cleaning the glass and protecting the rim or Logan Johnson adding a jolt of energy and defense. Cronin, true to form, has played at least 10 guys in all but one game, and that was an early season win over Milwaukee that Justin Jenifer missed due to illness.

"Here, I think our bench has got to be important, with the type of program we have and the level of player that we can get," Cronin said last week. "We don't have three lottery picks, but our strengths can be in our numbers."

Part of that balance is finding minutes for those bench players even when they're struggling, something the head coach believes is the only way they'll ever be able to develop an in-game rhythm. The same goes for Moore's outside shooting, which, make or miss, Cronin has implored him to do more of when he's in the game, well aware of his capabilities.

"It's going to happen for Trevor. He's still a young kid, hasn't played a lot of basketball. And he still gets a little nervous," Cronin said. "But if you were to watch us practice live, you would think he's Klay Thompson four out of five days. That's how crazy it is."

That probably sounds a bit overstated for a player shooting just 27-percent from deep even after a 3-for-6 showing against SMU. But ask around, and his fellow players and coaches will say the same, with or without a reporter's notebook or TV camera anywhere in sight.

Moore will say it himself, too. The obvious counterpoint to his in-game nerves and inexperience is knowing he's the type of player who has always fed off hype and confidence, and with each jumper he knocks down, the scales lean heavier in that direction.

"I'm just trying to get my shot to translate from practice to the games," Moore said.

The chances are finally there. All that's left for him to do is shoot it.

Jarron Cumberland has been sent here to destroy you

By Justin Williams
The Athletic-Cincinnati
1/29/19

FEATURE

CINCINNATI – Jarron Cumberland won't allow the question to linger too long.

"No," he said, looking down, avoiding eye contact, maybe the slightest hint of a grin. "I just play."

Short. Succinct. Unequivocal.

Also? A lie. Fake news. Pinocchio.

The inquiry was in regard to an incident a few days prior, when Wichita State freshman Erik Stevenson was hit with a technical foul for jawing at Cumberland during the Shockers' home loss to the Bearcats. The technical, induced by a common foul committed by Stevenson against Cumberland, then led to a second technical awarded to Wichita State head coach Gregg Marshall. The end result was six foul shots and possession for Cincinnati, a game-altering turn punctuated by Cumberland walking away from the initial fracas, softly chuckling in Stevenson's direction as the freshman's frustration boiled over.

The above-the-fray response from Cumberland falls conveniently in line with his existing narrative: quiet, unassuming, reserved. And that's just on the court. Off the court, it's even more exaggerated. During media interviews – which, admittedly, are not Cumberland's favorite part of the "stud student-athlete" job description – reporters often have to lean in to hear his responses. A smile and two-sentence answer to a question is usually a win. He's always polite and gracious – it's in no way a disgruntled, malcontent situation – but a man of few words.

"He's a naturally quiet guy," head coach Mick Cronin said of his star player earlier this season. "Tremendous guy. His body language will fool you. You think he's reclusive, or when people don't talk a lot, you think that person thinks he's better than people, or he's a mean guy – obviously, he's a tough-looking dude. But he's the nicest guy in the world."

Which is why it's also easy to blindly take him at his word when he suavely waves away any implication of being a trash talker. He's hardly even a talk talker.

"He's sneaky about it," said assistant coach Antwon Jackson, cocking a knowing eyebrow. "He gets under guys' skin."

You're unlikely to see Cumberland demonstrably clapping in an opponent's face or openly woofing at the opposing student section. But if you zoom in, you'll catch it. A subtle comment, almost whispered, while waiting on a free throw attempt. A dismissive glance, held for an extra beat, as he backpedals after a made jumper. A puckish strain of the neck after goading his defender into a silly foul. Perhaps trash talker is more appropriate.

"If something happens, he's going to try to get you back," said Jackson, who recruited Cumberland out of high school. "But he's smart. And he's not going to let guys take advantage of him."

Mike Noszka witnessed that competitive edge firsthand as Cumberland's head coach at Wilmington High School, and stretching back even earlier than that. Cumberland was a sixth grader when Noszka first met him while playing in a recreation basketball league with his dad, Scott, who still runs the morning pickup games at the Wilmington YMCA at 6 a.m. every Monday, Wednesday and Friday.

"Scott is still a really good player. Jarron probably won't give his dad the proper respect as a player, but I will," quipped Noszka.

Cumberland grew up playing pickup games with his dad and his friends, banging around with grown men who weren't interested in taking it easy on him. He even admits that he was more brash and outspoken back then, but soon realized there were more efficient ways for him to get his point across.

"When I was younger I used to trash talk and have an attitude and everything, but it doesn't make you look good," Cumberland said. "Just go out there and put the ball in the hoop. That's all the talking you can do."

Noszka first got to know Jarron as Scott and Cheryl Cumberland's kid, a quiet, well-mannered teenager who lived nearby – Noszka even had him as a student in his eighth-grade math class – but the moment he got him out on the basketball court, the quiet competitiveness came screaming out. Noszka remembers open gyms when Cumberland, still in middle school, would take it to high school and college players and make sure they heard all about it. He did the same a few years later, when Noszka coached the 2016 Ohio High School All-Stars; Cumberland and current Michigan point guard Xavier Simpson would go at it during practices, all but refusing to be on the same team so they could go head to head. (Noszka's Ohio squad ended up beating the Kentucky All-Stars that year in the annual interstate matchup, winning 94-92. Cumberland won the game's MVP honors.)

"I'll never forget his freshman year, we were playing Alter in the District Finals and he blocked a shot by one of their seniors and kind of stood over him, and I kind of pulled him back," Noszka said. "I wish I would have let him go a little bit at that point, but I hadn't coached him long enough to really know that."

"Losing is personal for him," Noszka added. "He's a winner. More than any kid I've ever coached, his teams have always won."

Cumberland carried all of it with him to UC, especially evident toward the end of his sophomore season last year. On a top-10 team featuring Gary Clark, Jacob Evans III and Kyle Washington, Cumberland developed into the team's best player. He led the Bearcats in scoring in four of their final 10 contests, including a game-high 27 in the tournament win over Georgia State, and led the team in assists in six of those 10 matchups. Still, translating it to this season – becoming the straw that stirs the drink – was uphill work.

"Even though he was the best player down the stretch (last year), Jacob, Gary and Kyle were still on the floor," Jackson said. "Now this year, there are different guys, their strengths and weaknesses are different. How was he going to feed off of that, find his way?"

It wasn't automatic. There were plenty of fans who openly wondered about Cumberland's quiet, seemingly passive demeanor, and whether he had the leadership qualities and killer instinct to shoulder a program. And that was before Cronin memorably and publicly challenged his star junior to be a player who can "carve people's hearts out" after the third game of the season – the type of player Cronin knew he could be and his teammates needed him to be.

NEWS CLIPPINGS

Cumberland figured it out, and then some, becoming the conduit through which all Bearcat rivers flow. He's led the team in scoring 13 times this season, including seven of the eight conference matchups and 10 20-point games. On three separate occasions he topped the stat sheet in points, rebounds and assists, averaging 18.4, 3.8 and 3.4, respectively. He ravaged Ole Miss in the Emerald Coast Classic, dismantled Xavier, skewered UCLA, torched UConn, ground up South Florida and then sprinkled it over Wichita, Tulsa and Temple. He's forced every time he steps on the floor to navigate a forest of double-teams, aggressive hedges and swiping help defenders, as well as a rotating thicket of pulls, hooks, grabs and slaps. He always seems to come out the other end in the more enviable position, displaying his post-game scrapes and bruises like pelts on a wall. It took a few games to get his bearings, but since then it's increasingly become a matter of time before Cumberland ultimately occupies his opponents' head space.

"Kids are being challenged – you have to guard this guy, deny him," Cronin said. "They are so gassed up to defend him that it's never going to stop. Some kids are going to take that to another level when defending him. Could be with their hands, with their bodying, could be grabbing, talking."

Though he freely admits he doesn't understand the logic behind that last one.

"I've been around the gym my whole life – I don't think it's real smart to wake up the best player," Cronin added. "The last thing you should do is start chirping at a guy who is really hard to defend."

Cumberland clearly feeds off of it, though to be fair, he often initiates it too. First with his play, sparked by a 3-point dagger or deftly baited foul – usually multiple iterations of both – then subtly stoked with one of those muttered comments or piercing sneers. The smarter opponents respond with unbridled rage, but directed off toward some lonely corner of the arena. The lesser ones mount a disproportionate response that, before they even realize it, saddles them with a technical foul or spot on the bench as Cumberland saunters away unscathed, pocketing the spoils.

"The talking and stuff, I just laugh," Cumberland said. "I came here to do one thing – win. If you want to talk, go ahead and talk."

There are rarely any lingering effects on his end. Cumberland has already moved on by the time the post-game press conference or following day's practice rolls around, placidly praising teammates for getting him the ball in favorable positions or knocking down open shots. He'll do whatever he can to avoid talking about his least favorite conversation topic: himself. But it's a genuine sentiment, this on-court/off-court dichotomy, and one few people understand better than Noszka.

The shy neighborhood youngster who used to swing by Noszka's house to pal around with his young kids while growing up is the same trash-mumbling, ice-veined gamer who shows up on the basketball court. Don't let one fool or distract or dissuade you from the other. Noszka witnessed it up close for a handful of years. Which is why, despite being faced with his toughest and tallest task yet, he's not surprised to see Cumberland doing it again this season.

"We were at the most recent UConn game, took the whole family," said Noszka, who made the trip from Wilmington with his wife, Kellie, and two kids, Taylor and Michael, to watch Cumberland drop 22 points, six rebounds and seven assists in an overtime win. "And on the way home, my wife was saying to my kids, 'You know, no matter what level he's at, every time I go watch Jarron play, he's always the best player on the floor.'"

If you lean in and listen closely, Jarron Cumberland will tell you the exact same thing.

Paul Daugherty: Jarron Cumberland the quiet, cool leader of the Cincinnati Bearcats

By Paul Daugherty
The Athletic - Cincinnati
1/24/19

CINCINNATI – With 12:10 left in the game, UC's Jarron Cumberland made a three from the left wing that seemingly removed the contest from visiting Tulsa's reach. Thirty-five seconds later, Justin Jenifer bottomed another three from the same spot that took the "seemingly" out of it. things.

It was 65-44 by then, in a game the Bearcats would win, 88-64.

More: Cincinnati Bearcats ride 3-point shooting to win over Tulsa Golden Hurricane

Jenifer greeted his three like he'd just seen his mom for the first time in a decade. He has a smile that could light up a dungeon. Cumberland's reaction to his three? He waved his shooting hand briefly, down by his hip, as if he were swatting a fly.

That's Cumberland.

So is this: On Cincinnati's last possession of the first half, Cumberland noticed Tulsa was overplaying the 3-point line. Instead of taking that shot, Cumberland slipped into the high post and popped in a little jumper in the lane. "He's thinking the game all the time," Mick Cronin said.

Cumberland is the best player in the city, the steadiest, smoothest, coolest head between Clifton and Evanston. He's also a (relatively) local guy, from Wilmington. We know almost nothing about him.

He likes tattoos. He has a tattoo on the back of his leg, of a lion, and this quote: "Love the life you live and live the life you love." He likes lions. He loves his life. Apparently.

He likes shoes, too. What kind of shoes? Dunno.

How many pairs? No idea.

Why shoes? Couldn't tell ya.

He has a face chiseled in the cut of mean. It could stop a truck. Jarron Cumberland could have been a bad guy in the old Grand Theft Auto video games.

His nickname is Ted. As in Teddy Bear.

Former Bearcat Kyle Washington gave him that name. I thought Washington was being ironic. He wasn't. Cumberland is, in fact, the quietest, nicest guy in the Bearcats locker room. Apparently.

"The most soft-spoken guy of all time, the opposite of the way he looks," Cronin said. "Until the ball goes up."

Cumberland plays under control. He plays basketball like a wise old man, if a wise old man could score from anywhere on the floor. If you're a UC fan or Mick Cronin, Cumberland is soothing to watch. He's a comfort on the floor. You don't worry about the basketball when it's in his hands.

Right?

"Oh, gosh yes," Cronin said.

On Thursday, the Bearcats led Tulsa from buzzer-to-buzzer. They made basketball look like an easy game. The way Jarron Cumberland does. "Jarron is elite," Cronin said. "He makes threes, he scores off the dribble, he gets fouled and he's a great passer. Four-for-four."

UC is quietly in the midst of a very good season. The Bearcats are 17-3. They were 18-2 after 20 games last year. They scored 88 on Tulsa, while shooting just under 50 percent, from inside and out.

Back in early November, Ohio State shredded them 64-56, and I asked Cronin if UC was going to have a second scoring option beyond Cumberland. I wrote this:

"When Cumberland scores 22 and everyone else has 34, you might expect that question. When Cumberland makes seven of his 17 shots and everyone else goes 10-for-45, you might expect that question. For the record, 10-for-45 is a cool 22 percent. And we do mean cool."

Cronin chuckled at the question. He said he was more concerned about his defense. I thought he was nuts.

Thursday night, after the UC scoring machine rained pain on Tulsa, I asked Cronin, "What did you know after that Ohio State game that I did not?"

"I knew we'd miss Jacob (Evans) and Kyle's veteran defense. Obviously, we'd miss" Gary Clark's D, said Cronin. "Kyle led us in blocked shots, Gary was defensive player of the year in our conference. Golden State drafted Jacob because they thought he could guard three positions."

More Doc: Settle down, Saints fans. At least you live in New Orleans.

More Doc: Dick Kerin: Marine. Coach. Truly great.

More Doc: We have one more summer before the sun sets on our time with Marty

Meantime, Cronin said he knew this team would score. "Justin (Jenifer) can really shoot, Cane (Broome) can come in with offense. Keith (Williams) can score in a lot of ways. And we had Jarron."

Yes. Him. Ted, the stone-faced sweetheart. "He's a killer-mentality guy," Cronin allowed. At a time in sports when no celebration seems too celebrational, and no moment too menial to be honored with end zone choreography, Cumberland cools it. Makes that three, brushes his hip. He's a virtuoso, always in low key.

I wanted to run all this by Cumberland. He skipped out before I could. Ah, well. Quiet is the sound of a well-tuned game.

How Nysier Brooks became more than just a big body for the Bearcats

By Justin Williams
The Athletic-Cincinnati
1/22/19

FEATURE

CINCINNATI – Nysier Brooks has always been big, tall and athletic. It's the blessing that has helped him excel on the basketball court, no doubt, though also carried its own set of limitations.

"No one ever threw him the ball (in high school). Never," head coach Mick Cronin said after his 6-foot-11, 240-pound junior center scored 14 in a December win over UCLA. "His job was to block shots and get out of the way on offense."

It was true across the country for Brooks, who had a nomadic high school experience. After spending two years in his hometown of Philadelphia, that lengthy athleticism put him on the radar of elite programs such as We-R1 – an east coast grassroots team – and the growing prep school circuit. He spent his junior season at Life Center Academy in New Jersey and his senior year at Advanced Prep International in Dallas, both of which featured the type of basketball-focused schedule and curriculum that is continuously luring the top high school prospects with extensive travel, top-flight competition and national exposure.

"Basketball has gotten me here," said Brooks, casually palming a basketball in his massive hands before practice last week. "It bounced me around a little bit, but it got me where I needed to go."

He excelled despite being confined to the role of a supporting big man, especially at API, where he played alongside Trevon Duval, Billy Preston, Terrence Ferguson (all currently on NBA/G-League rosters) and Mark Vital (a redshirt sophomore at Baylor). Brooks averaged eight points and eight rebounds a game but was hardly an offensive priority on a team with that much scoring talent.

"I would score, but it wasn't like I was the man on the team to score," Brooks said. "We weren't really running too many plays. Most of the people on my team, they had the ability to score for themselves or get other people open. It really showed me what next-level players are like."

Much like the overall prep school experience, it gave him a sneak peek at the lifestyle of high-level college basketball, but not always the nuance. In the same way the talent around him curbed his own offensive game, his outsized height and talent often obscured the more intricate, cognitive aspects of the sport.

"Learning the game has been my biggest area of development," Brooks said. "My knowledge of the game was one of my downfalls coming into college because I didn't know how my presence in the paint could free up other guys. I just knew to run, jump, block shots. But once I started learning the game, a lot of things became clear to me. I slowed down a lot more. That was the best thing my first two years."

Brooks had the luxury of playing behind Gary Clark and Kyle Washington his freshman and sophomore seasons, which also gave Cronin and assistant head coach Darren Savino time to mold him in practice without needing to rely heavily on him in games.

"The more Nas learns how to compete and play at a high level, with his size, he has a chance to be a major factor in our conference and a chance to have a career after this," Cronin said. "He just has to keep working on his athleticism and his competitive cardiovascular toughness... Not only has it been teaching, it's confidence as well. I keep trying to tell him, he'll be as good as he allows himself to be with his work ethic."

That teaching, confidence and effort are starting to bear fruit in year three. The departures of Washington and Clark were always going to necessitate a bump in minutes for Brooks (up from 9.7 per game last season to 22.6 this year), but there were questions this offseason about whether he could carry the load at the center position. He's managed it thus far, averaging 8.8 points, 5.7 rebounds and 1.6 blocks, but also by buying into and understanding which facets of the game he can impact the most.

As always with UC, it starts on defense. Cronin would prefer to see those rebounding numbers climb a bit, but with Brooks specifically, the focus is on playing solid help defense in the paint and protecting the rim, something Clark excelled at during his Bearcats career.

"Any great defense erases mistakes, meaning you have some guys at the rim who will save you," Cronin said.

Brooks is making progress. His 2.2 blocks per game in conference matchups leads the American. Cronin has noticed an improvement in his ability to keep more of those blocks in play, giving his team a chance to win those possessions instead of swatting the ball into the seats.

But perhaps the more surprising development has been on the offensive end, where Brooks has raised his scoring average by more than six points a game. It's been a welcome and needed addition for a team that lost three of its four leading scorers from last season, especially in light of Cane Broome's up-and-down production. It's still not a focus for Brooks or the team in general, but it is another element opponents have to gameplan for and respect. The junior leads the team with 2.2 offensive boards a game – another staple of UC basketball – while shooting 62 percent from the floor and an improved 66 percent from the free throw line. He's also worked on his mid-range and turnaround jumpers and has added a pretty running skyhook to his repertoire. All of it allows teammates to feed him the ball on the block when a possession breaks down or if they're looking to get an opposing big man in foul trouble.

The skyhook in particular, while not quite Kareem-esque, is also a sign of that growing work ethic and grasp of the game.

"It's just a little something I started doing. I really like it because it gives me a chance to get up and over," Brooks said. "It's hard to play with your back to the basket, because you can't really tell where the help is coming from until you're really turning. That little runner, it gives me a nice little look at the rim where there isn't anybody in front of me. You just have to get it up there as soft as possible."

The next frontier for Brooks is consistency. He's scored at least eight points in seven of the last nine games – dropping 14-plus in four of them – yet tallied a single basket across the other two. He's had double-digit rebounds on three occasions but pulled down fewer than six in nine of the team's 19 games. And he's only fouled out twice all year, albeit in two of the team's three losses. Cronin himself has said he'd like to see him run the floor better and continue to stay vigilant at the rim as well, but he's also witnessed the journey and recognizes how far he's already come.

"Learning to play hard, learning to play smart. It's all a process," Cronin said. "There's a difference between playing 10 minutes that are not in the crucial moments of the game, and playing 27 minutes. But Nas, his development has been good."

Good in both obvious and subtle ways. Brooks, even with the improvement in his offensive game, knows his job still starts and ends with defense, rebounding and blocked shots, same as it did in high school. The difference is that he better understands the why and how of it now, too.

"I don't expect anything offensively," Brooks said. "I don't hunt shots. I try to let the game come to me – if I score, I score. I just try to be a presence in the paint."

Fortunately for the Bearcats, both are becoming more common experiences.

Emergency Head Coach: Inside Darren Savino's 18 minutes in charge of the Bearcats

By Justin Williams
The Athletic - Cincinnati
1/17/19

FEATURE

CINCINNATI – It was a quick, confounding blur. The shot clock buzzer went off. Nysier Brooks was whistled for a foul. Mick Cronin leaped into the air, arms raised in disbelief. Then, almost instantly, a technical, more disbelief, yelling and “hold me back” gesticulating from Cronin, and another technical.

The Cincinnati Bearcats head coach was suddenly headed for the locker room two minutes into the second half of Tuesday night's conference bout against South Florida.

“It's like a boxing match when you're standing there, you got your hands up, and then the other guy snaps three jabs in your face before you can even react,” Bearcats assistant head coach Darren Savino said. “It just happened so fast, within 15, 20 seconds. I was shell-shocked.”

Cronin was too, and understandably, after what felt like a very quick hook from officials Lee Cassell and Mark Schnur. Despite his reputation for a rather animated sideline demeanor, it was the first ejection of Cronin's head coaching career, and one in which he certainly didn't feel he got his money's worth.

“I said, ‘What!?!’ and I got T'd. I've tried to get T'd before. I've cursed – I didn't try to get the first one. I said, ‘What!?!’ Cronin explained afterward. “And the guy says it was because I put my hands up. So then when I showed I was upset at that, his tough-guy buddy threw me out.”

It was uncharted territory for Savino as well, who was forced into the role of acting head coach for the first time in his 23 years as a college assistant.

“I was a high school JV coach before I got into college, but that's a little different than standing at Fifth Third Arena in front of 10,000-plus on ESPN,” he said. “The whole building was on my back. We were in a fight for our lives. I was a nervous wreck, to be honest with you. Not an ideal situation.”

Savino realized immediately that the dynamic of the game was going to change. UC's double-digit lead quickly dropped to eight after the Bulls hit three of the four technical free throws, giving USF both momentum and possession with nearly an entire half still left to play. The next few minutes were a scramble, for Savino especially. But even as the Bulls seized the moment and mounted a comeback, the ninth-year Bearcats assistant found his composure and settled in. He focused first on the simple stuff, things that previously seemed second nature until he became the final arbiter: Make sure the right guys are on the floor, get set on defense and get the ball to Jarron Cumberland on offense.

“I don't go into the game with a head-coaching playbook in case he gets thrown out today,” Savino said. “(But) when you're sitting there as an assistant, there are times when you think about if you were standing up, what would you call, how would you do it? And now you have your opportunity. I tried to stick with what we do and how (Cronin) coaches the team, and I've been around him long enough to know what he wants and expects. Obviously, I'm not him, but I tried to do the best I could.”

There was at least one executive decision. Twice USF came back to tie things up, including knotting the score at 65 with 6:28 left. They had been killing the Bearcats on the boards and getting too many easy looks, so Savino elected to switch UC's defense from zone to man-to-man for the final minutes.

“We hadn't played it all game,” Savino said. “I remember doing it on a free throw, and then walking back up the sideline and thinking, Oh man, I hope this works. I just figured, you know what, let's just make sure we got somebody here, don't give up any threes, that we're connected and have block-out assignments. I felt it was the right thing to do at that time.”

UC outscored the Bulls 17-9 and outrebounded them 13-1 down that last stretch, winning 84-72.

“We could have crumbled. A lot of groups would have crumbled, and these kids didn't,” Savino said. “They just kept playing. We really didn't get out of character. It's a sign of a good group and a mature group of kids.”

In a game with 47 total personal fouls, including 29 in the second half, getting to the line proved key for the Bearcats, who shot a ridiculous 29-32 as a team (90.6 percent), just barely edging out USF's 22-26 (84.6 percent). Cumberland paced his team yet again, going 14-16 from the stripe – half the team's total attempts – on his way to a career-high 34 points.

“I was just in rhythm and feeling it and getting calls, drawing fouls, finding the open guys,” said Cumberland, who also surpassed 1,000 career points in the first half. “It means a lot. I'm proud of myself. It was a lot of work, and still more to come. But that's not the only thing I want. I want more than that. I want to go to the NCAA (Tournament). I want to win the conference.”

Both Cumberland and forward Trevon Scott admitted afterward that it was weird not having (and hearing) Cronin on the sideline, but that the team quickly rallied around each other and the assistants.

“Whoever would have stepped up, whether it was Coach (Antwon) Jackson or Coach Savino, I feel like we still would have won the game, because our coaches have the answer to everything. I wasn't too much worried,” Scott said. “Coach Savino is a great guy, a great coach, and I knew we were in good hands.”

Cronin gushed in his post-game press conference about Cumberland's performance and his team's resolve, and there was a palpable sense of relief that the ejection hadn't cost his team the game. The win hadn't tempered his thoughts on the officiating, either.

“What (the officials) did, they almost penalized a group of kids, and they should be suspended,” Cronin said. “But instead, let me tell you what's happening: the league office is monitoring my press conference right now to see if I say anything wrong. And that's the problem with our sport.”

“Helpless,” he continued when asked what it was like watching the rest of the game by himself in the locker room. “It was actually the first time in my life I prayed to God for a win. Just because it's Justin (Jenifer) and Cane (Broome)'s senior year, and they want to go to the NCAA Tournament. To have other people take a win away from our players because they all of the sudden want to be a tough guy, for no reason – it's a joke. It would have been sad. That would have been really sad.”

NEWS CLIPPINGS

Instead, the gutsy victory capped what turned out to be a wild run of three games in six days, including overtime wins against Tulsa and UConn. Not to mention that it all started with nearly the entire roster getting ravaged by the flu, to the point that they were handing out medical masks on the flight to Tulsa. Scott said he lost 11 pounds by the end of it.

"For it being six days, it seemed like it was three weeks," Savino said. "Time just stopped. The kids showed a lot of resiliency and toughness and togetherness to fight through it."

He could feel all of it, along with his own sense of relief, as the final buzzer rang out on Tuesday and players started congratulating him on his first unofficial coaching win.

"I was saying that I needed to congratulate them. They saved me from just an unbelievably difficult situation," said Savino, who included his fellow assistants in that same sentiment. "I don't even want to think about what would have happened if we didn't come out on top. But that was the best part – the whole team was (congratulating me), and that really made me feel good. It was rewarding."

Cronin had plenty of praise for his longtime friend and assistant as well.

"He should have been a head coach a long time ago, but unfortunately he didn't work for Rick Pitino and he didn't play in the NBA," Cronin said. "Every year I try to get him a job, so other people's loss is Cincinnati's gain. It's not a secret – he's been back with me eight years and we've been to eight straight tournaments."

Savino was back in the team's offices on Wednesday while the players enjoyed a much-needed day off practice. He was flattered by his head coach's words from the night before, but still recovering from the overall experience.

"After that, I want no part of it," he joked. "I'll just take my regular seat, do my normal job."

Kidding aside, he acknowledged that while he'd love to be a head coach someday, nothing about Tuesday night has changed his current and immediate focus.

"I'm the type of person that worries about doing my job every day. I just want to be the best assistant coach I can be," Savino said. "If somebody ever, down the road, thinks I would be a good head coach, then great. I think I could do it – I know I can do it. I've learned from a guy who built a program from the bottom up and is one of the most consistent, winning coaches in the country. He's prepared me to be a head coach. But as far as a change in my thought process? No. I have to make sure we have a good practice on Thursday."

Cumberland taking mental game to next level

By Bill Koch
GoBears.com
1/16/19

FEATURE

CINCINNATI – After Jarron Cumberland went off for a career-high 34 points Tuesday night to lead the University of Cincinnati Bearcats to an 82-74 victory over South Florida, UC coach Mick Cronin paid him a huge compliment.

"Jarron is starting to play with his mind," Cronin said. "I watched Steve Logan for three years. I worked him out every day for three years. I watched him develop to be that type of guy, a guy that can make shots. (Cumberland) is a bigger version. That would my comparison, to Steve Logan."

Logan was a pudgy 5-10 guard from Cleveland who was recruited by Cronin when he was an assistant coach under Bob Huggins. He played at UC from 1999 to 2002 and scored 1,985 points, which ranks third in school history behind Oscar Robertson's 2,973 and Sean Kilpatrick's 2,145. He was a consensus All-American during his senior year when he averaged 22 points.

Like Logan, Cumberland has an uncanny knack for drawing fouls and is an excellent free throw shooter. He's made 25 of 28 from the line over his last two games.

"He's driving the ball because he knows they're either going to foul him most of the time or he's going to score," Cronin said. "His mental game is much better."

Cumberland, a 6-foot-5, 205-pound junior guard from Wilmington (Ohio) High School, has made 82.4 percent of his free throws this season, which ranks fifth in the American Athletic Conference. He also ranks fifth in the American in scoring with 17.8 points per game, and is second in three-point shooting at 42.9 percent behind UC point guard Justin Jenifer (43.5 percent).

With 1,027 career points, Cumberland has a chance to finish among the top 10 scorers in UC history. If he averages his current 18 points the rest of this season for at least 15 more games, he'll finish his junior year with 1,294 points. Kilpatrick, the number two scorer in UC history, had 1,444 points after his junior year. He scored 701 as a senior.

Mike Noszka saw these scoring outbursts from Cumberland plenty of times when he coached him at Wilmington, where Cumberland averaged 29.6 points, 7.4 rebounds, 3.6 steals and 3.2 assists as a senior and led his team to the Ohio Division I state semifinals.

During his four years at Wilmington, Cumberland scored a school record 2,382 points and set a school record with 52 points against Washington Court House. He was a first-team all-state selection as both a junior and a senior and was a finalist for the Mr. Ohio Basketball his senior year.

"He's still doing all the things he did in high school, he's just doing it against better competition," Noszka said. "His body's gotten better. Most kids have to put on weight and strength (in college), but he's trimmed down and still put on muscle and strength. His body has really improved and that's helped his quickness and his lateral movement."

Noszka remembers watching Cumberland play in open gym at Wilmington when he was in the eighth grade.

"Our open gyms were very, very competitive," Noszka said. "We had kids that were playing Division I basketball at the time. This kid's in the eighth grade and he just attacked the competition."

Wilmington won only nine games the year before Cumberland arrived. The Hurricane improved to 17 during Cumberland's freshman year and went 51-4 during his final two years. The Bearcats are 76-14 during his two-plus years at UC.

"His teams have always won at every level," Noszka said. "That would include when he played football."

Cumberland displayed his commitment to winning early on during his high school career when he broke his foot during the middle of January.

"He not only comes back by the end of the season," Noszka said, "he scores 41 points against Cincinnati Taft in the sectional finals to win that game for us."

"The thing I always told college scouts about him is that this kid is an outstanding passer. That's the thing that has always gone unnoticed. I remember when we played (Dayton) Wayne his junior year. They were number one in the state and they won the state that year. We were winning in the fourth quarter, so Wayne tried to go to a 1-3-1 trap. Now when you have 6-7, 6-8 kids out there trying to trap you, it can be difficult on high school kids. Jarron was catching the ball in the backcourt and he was whizzing passes past kids' ears for layups to our post kids."

When the time came to pick a college, Cumberland chose UC over Purdue, a decision that Noszka said has served his former player well. It's worked out pretty well for the Bearcats, too.

"I'll never forget what (Purdue coach) Matt Painter said to me," Noszka said. "A lot of times guys get upset when a kid chooses another school, but Matt Painter made the comment to me that he thought Mick Cronin would be great for Jarron. That made me feel very secure as his high school coach that he was going to the right school."

"More than anything I thought Mick's approach to his players was going to be very good for Jarron, just the way Mick can deal with a young man coming in, being demanding of him, pushing him the way Jarron maybe needed to be pushed."

Bill Koch covered UC athletics for 27 years – 15 at The Cincinnati Post and 12 at the Cincinnati Enquirer – before joining the staff of GoBears.com in January 2015.

Cumberland scores 34 in Cincinnati's 82-74 Win Over USF

By Bill Koch
GoBears.com
1/15/19

CINCINNATI – Needing only seven points to reach 1,000 for his career, University of Cincinnati guard Jarron Cumberland was pretty sure when the game started Tuesday night that he would have no trouble reaching that coveted milestone against South Florida.

He took care of that early on, becoming the 53rd 1,000-point scorer in UC history with a four-point play at the 9:54 mark of the Bearcats' 82-74 victory over the Bulls before 10,347 fans at Fifth Third Arena.

Then he really went to work.

Before he was finished, Cumberland had matched his jersey number with a career-high 34 points in a performance whose equal hadn't been seen at UC since Troy Caupain scored 37 points on a March 11, 2016 in a four-overtime loss to Connecticut in the quarterfinals of the American Athletic Conference tournament.

Cumberland basically did whatever he wanted to do against the USF defense. He was nine-for-20 from the field, two-for-seven from three-point range, and made 14 of 16 free throws, giving him 25 of 28 on his last two games. He also had three assists and four steals in 38:26. He had 19 points at halftime.

"I was just in a rhythm and I was feeling it," Cumberland said. "I was just getting calls, drawing fouls and finding the open guy."

UC (15-3 overall, 4-1 in the American Athletic Conference) has won 10 in a row against USF and is 19-1 all-time at home against the Bulls (12-5, 2-3).

Unfortunately for UC head coach Mick Cronin, he was forced to watch most of Cumberland's exquisite performance on TV in the UC locker room after he was ejected for the first time in his coaching career when he was called for two technical fouls with 18:00 left in the second half.

Cronin was called for the first technical by official Lee Cassell when he jumped up and down to protest a foul call against Nysier Brooks, who was going for a defensive rebound. He was slapped with the second by official Mark Schnur. Associate head coach Darren Savino ran the team in Cronin's absence.

After the technicals, USF's David Collins made three of the four resulting free throws to trim UC's lead from 46-35 to 46-38. Six minutes and eight seconds later USF had tied the score at 55-55 on two free throws by Laquincy Rideau, who led USF with 26 points before he fouled out with 1:37 remaining. UC then reeled off eight straight points to take a 63-55 lead on Scott's layup with 9:44 remaining, prompting USF coach Brian Gregory to call timeout.

USF came back to tie the score at 65-65. Cumberland then scored five of UC's next seven points to give the Bearcats a 72-67 lead with 4:29 to play. A three-pointer pulled the Bulls to within two. Justin Jenifer made two free throws for UC and Brooks converted a three-point play to give the Bearcats a 77-70 lead with 2:32 remaining.

The Bulls missed six of their last eight field goal attempts and were outscored 10-4 after pulling within two with 4:12 remaining.

"We fought, scrapped, clawed," Gregory said. "We just weren't quite good enough. We played not great in the first half, but played good enough defensively to hang in there. Once our offense started going, we were able to compete. So we're taking the right steps."

After Cronin was tossed, the UC players told each other they had to pull together.

"Everyone turned to each other and said we've got to have each other's back," said junior forward Trevon Scott. "Let's use that as motivation and let's do what we've got to do finish the game. And that's what we did."

Scott, who scored 12 points, said he wasn't overly worried because he had such great faith in Savino and the rest of the coaching staff. But he and Cumberland both said it seemed strange not seeing – and hearing – Cronin on the sideline.

"It was the first time I've ever seen that," Cumberland said. "We were just trying to calm him down. It was weird going to the huddle and not hearing him yell."

The Bearcats were out-rebounded for the third straight game, this time 27-23, but came on strong in the second half after being out-rebounded by 10 in the first. They forced 21 USF turnovers, which resulted in 30 points, and made 29 of 32 free throws compared to the Bulls' 22-for-26.

"It was a great win for our team," Cronin said. "Obviously Jarron was huge, but really, all the guys making free throws, 29 for 32 is tremendous. No matter what happened with my situation it was going to be a grind. We knew that coming in. They lost at the buzzer at Tulsa and they lost in overtime by two at Temple."

"It's probably the most underrated team I've seen all year after watching them on film. Our big guys have got to grow up and I thought they did that late in the game. The guys are trying. They're fighting. Their attitude's great."

But ultimately the night belonged to Cumberland, the junior from Wilmington High School, who finished the game with 1,027 career points, leaving him at No. 50 on UC's career scoring list with a season and a half to go.

"It means a lot," Cumberland said. "I'm proud of myself. There was a lot of work and still more to come. I want more than that."

Bill Koch covered UC athletics for 27 years – 15 at The Cincinnati Post and 12 at the Cincinnati Enquirer – before joining the staff of GoBears.com in January 2015.

Deflection perfection: Bearcats defense prioritizes getting a hand on the ball

By Justin Williams
The Athletic - Cincinnati
1/8/19

FEATURE

CINCINNATI – Midway through the second half of the Bearcats' early December victory over Northern Kentucky, center Eliel Nsoseme got his fingertip on a ball while defending the lane, deflecting it to a teammate and sparking a UC fastbreak in the opposite direction. Nsoseme sprinted down the center of the court, looked toward the Bearcats bench and extended both arms, swiping his hands together to signal a tipped ball. The play ended in a Jarron Cumberland layup on an assist from Logan Johnson, but it started with the Nsoseme deflection, and he wanted to make sure T.J. Wolf, the Bearcats' director of student-athlete development, recognized that.

Wolf has become accustomed to these types of in-game moments. The UC assistant has been tasked with keeping track of the team's defensive deflections for each game since he joined the program in 2013. He posts the results on the team's "deflection board" in the locker room at halftime and after the final buzzer. No coach gets pointed to or screamed at by players more than he does.

"Deflections" have been a regular element of the Cincinnati basketball program during Mick Cronin's 13 seasons and a constant presence in the team's post-game press conferences. It's something the head coach borrowed from his mentor Rick Pitino when he worked for him at Louisville, taking it with him first to Murray State in 2003.

"Right away, that was something that we were going to do," said Bearcats' associate head coach Darren Savino, who worked under Cronin at Murray State and has been with him at UC for the past nine seasons. "This is the way we're going to measure how hard we're playing and the effort we're putting in."

Cronin has long cast his coaching lot with the defensive end of the court, hence his devotion to deflections. He and the staff believe it's a good barometer of how active and attentive players are on defense – guarding the passing lanes, protecting the rim, playing help defense and generally making things difficult and uncomfortable for opposing offenses.

It's a particular process, to which Wolf can attest, and one in which turnovers factor heavily. If a Bearcats defender momentarily tips a pass or dribble away from an opponent but doesn't gain his team possession, that counts as one deflection. But if a UC player strips his man and steals the ball, that counts as two deflections. Similarly, if one player deflects a ball to his teammate for a turnover, they each get one. Same goes for a blocked shot. (This, allegedly, always drove Gary Clark nuts, because he wanted credit for both.) Drawing a charge is also worth two because it earns the team possession. And Wolf is tracking all of it from the bench in real time.

It's not quite a science. Wolf notes that if a bad pass is thrown right to a Bearcats defender, or the ball sloppily bounces off an opponent's foot, he won't always give credit for that, despite the players' protests. ("I'm like, 'You didn't even move!'" he said) But the results are rather conclusive. The goal for each game is to get 40 deflections as a team—Wolf says that in his five years on staff, the Bearcats have something like 50-plus wins and only one loss in games when they hit that threshold.

Savino doesn't know the exact win-loss record during a tenure that stretches back to his Murray State days with Cronin, but believes the win percentage is something in the realm of 97 percent in those 40-plus deflection contests.

"Over time, if you look at all the stats we have, and there are a lot of important ones – assists, field goal percentage, field goal defense, rebounding – but this one stat seems to determine that we can win a game," Savino said. "It's proven. So if our effort is that good, getting over 40 deflections, we're almost always going to win."

It's not necessarily a make-or-break stat. Getting under 40 deflections certainly doesn't result in losses at a corresponding clip, but it's still a positive, metric-based way for the coaches to foster tough, relentless effort on defense. The team won't get to their goal most games, and certain opponents are easier targets than others. (Ohio State this year, for instance, proved to

be a tough task because they had solid passers and didn't overdrive.) In fact, the main reason Cronin settled on 40 as a benchmark is because it's a difficult but not impossible number to reach. If the team does hit it, it's almost always the mark of a great defensive effort. The same goes for an individual player hitting double-digits. And in the wake of bad or disappointing losses, it can often be held up as proof that the team wasn't sufficiently locked in on that end of the floor. It's even become a running joke among members of the media. Bearcats blowing them out? Lotta deflections. Struggling? Not enough.

The investment isn't just from the coaching staff either, evidenced by all the in-game nagging and finger-pointing Wolf endures. Following UC's 105-49 route of lowly Arkansas-Pine Bluff in late November, junior forward Trevon Scott proudly relayed in his post-game presser that the team's 67 deflections that night was a new Bearcats record. Cronin confirmed as much a little later. Sort of.

"I think. I don't know, I'm too old to remember deflection records," he admitted. Regardless, he did praise the 67 number as a testament to his players staying properly focused against an inferior opponent.

The deflections are also more than a halftime or post-game carrot the coaches dangle in front of the team. Wolf tracks the team totals and individual numbers throughout the season, keeping detailed, career breakdowns for each player. It's why they're so animated and adamant about each one, and incessantly arguing their case after each game.

"Everyone thinks they got cheated," laughed Wolf, who will double-check the film if there's a strong enough argument.

Naturally, those who play the most minutes over multiple seasons tend to rack up the highest totals. That's why Cashmere Wright, Justin Jackson and Gary Clark, who were all great at getting deflections, are among the program's all-time leaders. But Wolf also breaks the numbers down into deflections per minute and minutes per deflection, to give a more honest reflection of which guys are truly getting after it when they're on the floor.

"If you play a lot of minutes, you're going to have a lot of deflections, unless you're just a complete stiff. But the minutes per deflections, those are the ones we really look at," said Savino. "If you get one for every 7-8 minutes, you're not putting in a lot of effort. If you're closer to one every four minutes, then you're doing something. You're making plays defensively."

Both Wolf and Savino credit Clark as the best either of them has ever coached when it came to deflections. Clark was obsessive about it, pointing to Wolf from the floor each time he got one, checking the season totals regularly to make sure Jacob Evans III wasn't sneaking up on him. This season, the usual suspects and minutes-getters are all near the top: Nysier Brooks, Trevon Scott, Justin Jenifer, with Keith Williams and Jarron Cumberland in front and each vying for the top spot. It's a battle of styles as well, with Williams getting most of his via his superior athleticism, while Cumberland relies more on intuition and basketball instincts.

"I think it's a product of technique, effort, want, guys being alert, and strategy too. All of the above," Savino said. "Jarron is great at what I call Larry Bird defense. Watching, watching, then using your instincts instead of your speed. Jarron is always watching off the ball, he's smart, sees what is going on, and ready to step in when he's sees a guy not looking."

The way deflections have become ingrained in the program's culture serves as somewhat of a self-fulfilling prophecy as well, a built-in vessel through which Cronin and his staff can pass down defensive effort and intensity from each Bearcats player and class to the next. Wright begat Jackson begat Clark begat Jenifer begat Cumberland begat Logan Johnson, each leading the broader crusade toward a perpetual, tangible goal that exists from game to game.

"I think the way we recruit, we talk about our defense, our effort, things that these kids have a knack for anyway by the time they get here," Savino said. "Once they're here and in it, with the older guys talking about the deflection boards, emphasis on it every day – it's the culture. They buy into it. It's what we do."

It's also why Wolf puts up with all the pointing and hollering and post-game questioning.

"They always complain or try to cheat a little bit," he said. "But it's good because they're thinking about deflections, defense and playing hard."

Jenifer Guiding Bearcats Down Winning Path

By Bill Koch
GoBearcats.com
12/21/18

FEATURE

CINCINNATI – Justin Jenifer admits that he misses making the occasional behind-the-back pass and delivering the ball to a teammate while looking the other way. And yes, he misses the way the crowd responded to those nifty passes.

There's no doubt that Jenifer enjoyed playing the role of the flashy point guard in high school and on the AAU circuit.

But in three-plus years at the University of Cincinnati he's learned the hard way that UC coach Mick Cronin favors fundamentals over flash, results over raves from fans.

"I do (miss that)," Jenifer said. "I always do. But hey, an assist is an assist and as long as it counts, that's all that matters."

The 5-foot-10 Jenifer, a senior from Baltimore, had to work hard to shed some of the habits he showed up with as a freshman. He's come so far that he ranks first in the country with an assist-to-turnover ratio of 8-to-1 entering this weekend.

Jenifer will put his ball-handling and decision-making skills on display Saturday at 2 p.m. at Fifth Third Arena when the Bearcats (10-2) face South Carolina State (2-12) in UC's final non-league game of the season. The Bulldogs, who lost to Ohio State, 89-61, back on Nov. 18, played at Miami (Ohio) on Thursday night and absorbed a 79-55 defeat.

The Bearcats are coming off Wednesday's impressive 93-64 win over UCLA. Jenifer was outstanding in that game, scoring 11 points on four-of-seven shooting. He made three of his five three-point shots and recorded five assists with no turnovers in 22 minutes.

It was the kind of performance that Cronin has come to expect from Jenifer and the kind that many Bearcats fans never could have envisioned when Jenifer had trouble getting on the floor as a freshman because of his penchant for turnovers. When that season ended, he had a talk with his dad, who told him that if he wanted to transfer, he wouldn't stand in his way. But Jenifer wouldn't even seriously entertain transferring as a possibility.

"Where I come from, we don't quit," Jenifer said. "I wanted to stick it out. I didn't want to go nowhere else. I was here to be a Bearcat. That's what I signed up for and that's what I'm going to do. I told him it would make me a better man and a better person. I'm very glad that I stayed."

That kind of determination and loyalty should be celebrated, Cronin said, especially in an age of when many players transfer as soon as things don't go their way.

"Loyalty to your program, defense, assists, taking care of the ball, those are things that are reasons that programs win," Cronin said. "They don't get you on College Game Night, but they win your coach a lot of games and your program a lot of games. His assist to turnover is unbelievable, his defense is just as good, and he's been a loyal soldier. He could have given up after a couple years playing behind Troy (Caupain) and transferred.

"He could have got frustrated probably like 70 percent of the country, transfer, quit and go home. But Justin stayed here, was loyal to us and we're winning a lot of games because of him. There's a lot more to basketball than scoring. He's been awesome."

Jenifer has also improved as a scoring threat. After shooting 35.8 percent from three-point range during his first three years, he's improved to 46.6 percent (14 for 39) this season, which ties him with Jarron Cumberland for the team lead. He averages 6.9 points and 4.4 assists, and has committed only six turnovers the entire season.

"Being a senior and the floor general of the team, I have to make sure I take care of the ball at all times," Jenifer said. "I'm always the one who has the ball in his hands. I have to make sure I make the right decision. I had to come back and make sure I think before I do, instead of making the flashy play for the crowd or for myself. Everything is about the team."

To reach this point, Jenifer spent some late nights in the gym working on his game. He also relied on the support he received from his family, his teammates and the coaching staff.

Mostly, though, he leaned on his own steely resolve. There were those who questioned whether he could play on this level and he admits that he, too, sometimes had those questions. But he would not be deterred.

"I think toughness has a lot to do with it," Cronin said. "Justin isn't the biggest guy, but he's got a lot of heart so he's got a lot of toughness. A lot of it is a guy that plays to win. Here we try to make sure that we're always playing to win. But you've got to have kids that understand that. That's why I give him all the credit."

Bill Koch covered UC athletics for 27 years – 15 at The Cincinnati Post and 12 at the Cincinnati Enquirer – before joining the staff of GoBearcats.com in January 2015.

Williams impacting Bearcats after waiting his turn

By Bill Koch
GoBearcats.com
12/21/18

CINCINNATI – On the day after the University of Cincinnati Bearcats lost their season opener against Ohio State, UC coach Mick Cronin made a change at practice, switching Keith Williams to the first team and moving senior Cane Broome to the second.

Williams, a 6-foot-5 sophomore guard from Brooklyn, wasn't sure what to make of it. He hadn't started any games during his freshman year and he didn't start against the Buckeyes. He wondered if the move was meaningful or if it was just Cronin doing some tinkering.

Nearly a week passed before the Bearcats were scheduled to play their second game against North Carolina Central and Williams was still with the first team. Finally, on the day of the NC Central game, he asked Mark Berger, assistant to the head coach, if he was going to start. When Berger told him that he was, Williams' first thought was, "I know I'm going to have to play my hardest out there."

Williams made the most of his opportunity. In his first career start, he scored 15 points with four rebounds, three assists, three blocked shots, two steals and 12 deflections. He has started every game since then, increasing his scoring average to 10.7 and is shooting 48.8 percent from the field. He scored a career-high 16 points in UC's win over Xavier last Saturday.

Williams arrived at UC last year with sterling credentials. He was a four-star prospect who had averaged 22.2 points and 10.6 rebounds as a senior at Bishop Loughlin Memorial High School. He naturally figured when he got to UC, which he chose over Oklahoma State, his scoring would earn him playing time. It took awhile for him to figure out that he had it all wrong. It wasn't scoring that would get him on the floor, but defense and rebounding.

He played in 33 games as a freshman, but averaged only 3.1 points in 9.8 minutes per game. He shot 38.5 percent from the field and made only four of 27 from three-point range. He was such a non-factor that it was hard to recognize the abundant athleticism he possessed.

"I didn't think it would be like that," Williams said. "I'm glad, though, that it happened because it helped me. Without that I don't think I'd be playing well right now. It helped me to go through adversity and helped me prepare for right now. It humbled me a lot.

"I used to get crazy calls (from back home), but I would try to speak to Jacob (Evans) and (Gary) Clark and Justin (Jenifer) and Tre (Scott). They said, just wait, stay patient, trust the process. I was just like, OK, stay the course. I just had to change my approach to it. This year, I changed my mindset, I'm going to play my hardest on both ends of the floor where he can't deny me. Now I'm just like, you have to play me."

His new approach worked just the way he hoped it would. He earned the starting position, Cronin said, because of his ability to rebound and defend, leaving the smaller Broome to use his offensive skills to give the Bearcats a lift off the bench.

"There were some times last year when I'm sure he had self-doubt if he was ever going to turn into the player that he wants to be," said associate head coach Darren Savino, who recruited Williams. "Most kids today, they quit, they transfer, but he decided to keep working and try to improve.

"He's able to utilize his tremendous athleticism to translate into the game, whether it's on defense or whether he sees a gap and he puts his head down and he explodes to the basket for a dunk or drive. Just because you're a good athlete doesn't mean you can effectively use it in a game."

Williams grew up in the rough Bedford-Stuyvesant section of Brooklyn and saw a lot of kids his age make poor life decisions. He credits his parents, Yvette and Keith Williams, Sr., for not allowing him to make similar decisions. The youngest of four – he has two brothers and a sister – he's the only one of the four who played sports. He started out playing basketball and slow-pitch softball, the latter of which he admits to almost apologetically.

He never played baseball because the pitches were thrown too hard and wasn't interested in football because he didn't want to get hurt. Besides, his parents wouldn't let him play anyway.

He fell in love with basketball, which fit him perfectly. His interest in UC was heightened because fellow New Yorkers Sean Kilpatrick, Lance Stephenson and Kenny Satterfield had played there.

"I talked to Kenny Satterfield and he said it would be a great fit for me," Williams said.

It didn't seem so great last year while Williams struggled to figure out how use his talent to get significant playing time.

"There were times when I was scared to turn it over or miss a shot," Williams said. "It was just so hard last year. My head was all over the place. I was so indecisive. It was the worst time of my life. I'm glad that's over with."

Williams says that as a starter he can get into the flow of the game from the tipoff. He plays in a comfort zone now, not afraid to let his ability carry him. As Savino said, he still has a lot to learn about the finer points of the game, but he has shown he's willing to learn.

"Young players get better when they work hard," Cronin said. "You've got to give them a chance. He's got great energy. He loves basketball. He comes to practice every day and works really hard. You don't have to ever get on Keith about his energy level. You've got to continue to coach his fundamentals and he'll just continue to get better."

Williams is smart enough to know he still has a lot to learn. But he also realizes he has the tools to be an impact player at UC for the next few years.

"I can do tons of things," he said. "I can defend, rebound, block shots. I can score. My three-point shot, I don't know what's going on now, but it's going to come. Once that starts to fall, everything else is going to take off."

Bill Koch covered UC athletics for 27 years – 15 at The Cincinnati Post and 12 at the Cincinnati Enquirer – before joining the staff of GoBearcats.com in January 2015.

Egger: On a night legendary UC coaches were celebrated, Mick Cronin was the star

By Mo Egger
The Athletic - Cincinnati
12/20/18

As it has for nearly every day of the Mick Cronin Era, Bob Huggins' shadow again loomed large Wednesday night. But this time it wasn't the former UC coach's shadow. Instead, he was there, in the flesh, which is, uh, a lot of flesh.

Huggins was in the house at Fifth Third Arena, along with a number of former Bearcat players as well as the families of former UC coaches George Smith and Ed Jucker, all helping to commemorate the school's Final Four teams during halftime of Cincinnati's tilt with UCLA.

Huggins' first non-coaching appearance at a UC game in nearly 14 years delighted the sellout crowd, which deservedly gave the school's all-time leader in wins the loudest and longest ovation of a night filled with raucous cheers and good feelings throughout. Huggins' return, as overdue and fleeting as it was, ended up being a mere subplot to the night's events, which were headlined by a thorough, complete performance by the home team. A 29-point statement was made: UC's hoops past deserves celebration, but its present ain't so bad either.

With Cronin's former boss in the building, his current team was fantastic, throttling UCLA with a near-perfect performance. Name it, and the Bearcats did it well. They shot over 52 percent from the field, nailing 12 of 21 threes, while rebounding more than a third of their own misses as they clobbered the tall, lengthy, Bruins on the glass. Cincinnati had assists on 24 of its 33 makes, and as has been custom in some of their better performances, the Bearcats had just six turnovers.

Steve Alford's team might play defense the way I diet – talking about it, thinking about it, then ultimately putting almost no effort into it – but for a program that's rarely associated with picturesque offensive efficiency, Cronin's Cats were both fun to watch, and exceptionally efficient.

UC matched UCLA's raw talent on the other end with the trademark toughness that's bridged the Huggins Era to Cronin's regime. The Bruins looked overwhelmed by the Bearcat D, rarely getting clear lanes to the basket, and often settling for bad perimeter shots that typically caromed into the waiting hands of a hard-working UC rebounder. Cincinnati overcame an early eight-point hole to ultimately lead by 20 before Kris Wilkes banked in a corner three at the horn that cut the Bruins' deficit to 17 and sent more than a few of us wondering if most of what we'd just watched in the first half was really sustainable.

Turns out it was. A Justin Jenifer three with just under 16 minutes remaining swelled UC's lead to 62-39, forcing Alford to call a timeout, allowing him to cluelessly stare at his team for a few minutes. The Bearcats were able to cruise from there to a win that might have been expected, but to a score that wasn't, 93-64 in favor of the home team. It was possibly a signature win, most definitely an eye-opening performance, and on a night when coaches from the past were feted, it was a profound example of the bang-up work being done by the guy in charge now.

The college basketball season is way too long, and there's way too much of it in front of us to make any concrete, definitive conclusions. But based on 12 games alone, it's fair to start talking about this UC team being the product of Cronin's finest work. That's not an insignificant statement, given both the rebuilding job he walked into and the scores of games his teams have won on their way to the last eight NCAA

Tournaments. But considering the quality of the players who left from last season, the questions that loomed as the season began, the sobering, ugly season-opening loss six weeks ago, the way his team has progressed since and how well-rounded the Bearcats have become, it seems like an accurate one.

What was framed by some in the preseason as "Jarron Cumberland and a bunch of dudes" is evolving nicely into a pretty cohesive club, with players stepping ably into roles that in early November, were begging to be filled. Keith Williams' ascension continues to be the season's most pleasantly surprising development, the new appreciation for Jenifer's talents has been a pleasant early season twist, and the whole-is-greater-than-the-sum-of-its-parts work by UC's bigs has been critical, given vacancies in the post left by graduation. Cumberland, for his part, has not only responded to his coach's very early season calling out with great production, but the often quiet and non-expressive player we watched during his first two seasons has been just demonstrative enough for his teammates – and fans – to respond to.

More than anything, there's been a collective buy-in. These guys play together, and whatever you think of Cronin's sideline hysterics, his messages seem to be getting through. The results are starting to show with performances like the defensive swarming of Xavier and the total beatdown of a UCLA team that's been nationally ranked. UC has played with more fluidity on offense with various skill sets emerging from any number of offensive contributors, and the Williams component has allowed them to attack defenses a little more than expected. But Cronin's demands for tougher, better defense after the Ohio State game have been met, with this group of Bearcats channeling loose comparisons of some to the more stifling defensive teams coached by Cronin and, dare I say it, Huggins.

That this is happening before we even start to approach the slog of college basketball's midseason is a testament to a lot of things. The roster always was more than Cumberland and his dudes, and there is something about having an established, built-in culture that makes it easier to absorb departures of accomplished, beloved mainstays. But I watch enough college basketball to know that for a program to go from what UC had going for it last season, to a devastating finish that still evokes painful memories, to the questions that loomed as this one began, to the way the Bearcats are playing now with suddenly all sorts of tantalizing upside doesn't just happen. It takes dudes. It also takes someone who knows how to coach them. These dudes are taking to Mick Cronin's coaching.

Ah, but lingering over all things UC basketball is what happened in Nashville last spring. You know the drill. Up 22 on Nevada, etc. It was a defeat that's lingered since it went final and added on to other postseason heartbreaks. It has given way to skepticism that for every definitive success and the warm and fuzzy feelings that come with it, there's something disappointing lurking ahead.

But 29-point wins over blue-blood programs do heal, as does the passage of time. Wednesday was less about painful exits, and more about moving on, about the healing of wounds opened up a long time ago. It was about a group of players earning their due, and a coach getting some well-deserved praise.

Bob Huggins was also there.

Justin Jenifer's narrative may be changing, and Mick Cronin is leading the charge

By Justin Williams
The Athletic - Cincinnati
12/13/2018

CINCINNATI—Mick Cronin made what sounded like a classic Mick Cronin joke following his team's victory over Xavier in the Crosstown Shootout on Saturday, when asked about the impressive performance of his senior point guard Justin Jenifer.

"Seven points, nine assists," said Cronin, glancing at the stat sheet in front of him. "But Justin won't sleep tonight because he had a turnover."

Cronin said it with a smirk, but apparently it was no joke.

"When I made that turnover in the Xavier game I was hot. I was mad," Jenifer said before practice on Wednesday. "I'm still mad about it. I have to make sure I come in every day and take care of the ball."

A point guard haunted by turnovers seems like a losing battle, but despite how long that Xavier giveaway has festered, Jenifer has in fact taken care of the rock this season, surrendering just five turnovers in the nine games he's played (he missed one due to illness). That's a stunningly low number for a ball handler averaging nearly 24 minutes a game, and when compared to his 39 assists, makes for 7.8-to-1 assist-to-turnover ratio – currently the best in all of college basketball.

It's a stat and storyline Cronin was more than happy to dive headfirst into on Wednesday.

"It should have been (part of the discussion on him) his whole career. From the outside looking in, the kid has been maligned, and obviously as you can tell by my tone, I'm not happy with it," Cronin said. "The kid should be celebrated. He's a tremendous kid. In this day and age, loyalty to your program, defense, assists, taking care of the ball – things that are reasons programs win – they don't get you on (ESPN). But they win your coach a lot of games, win your program a lot of games. From my standpoint, from UC people, we all ought to celebrate him the entire year."

Cronin often talks about how little attention he pays to outside coverage or chatter about him or his team, whether from fans or media, so it's not insignificant for him to mention a public narrative in such convicting fashion. Though that narrative on Jenifer is also not a difficult one to find. Particularly early in the season, it didn't take much more than a quick scroll through #BearcatsTwitter or a UC message board to find fans openly wondering why Jenifer was taking minutes away from freshman Logan Johnson or even Cane Broome. Granted, the argument was rarely made in malice, and it wasn't totally invalid either. Jenifer has been a limited offensive player for much of his time at Cincinnati, and doesn't possess the same game-changing speed and athleticism of Johnson or Broome's nose for the basket. A solid player, no doubt, but one many feel has a lower ceiling.

But for Cronin, the things Jenifer brings to the table far outweigh anything he doesn't, especially when it comes to defense and turnovers, the latter of which UC's head coach loathes on a Macura-ian level. It's one of the statistics he consistently harps on in post-game press conferences as a key to his team's success and one he believes will be crucial in this weekend's road matchup with Mississippi State and next week's home battle against a long, athletic UCLA squad.

"Justin's assist-to-turnover rate is unbelievable, his defense is just as good, and he's been a loyal soldier," Cronin said. "He could have given up after a couple years playing behind Troy (Caupain) and transferred. Justin stayed here, was loyal to us, and we're winning a lot of games because of it. There's just a lot more to basketball than scoring. He's been awesome."

Jenifer, for his part, doesn't concern himself too much with any of the off-court discussion or whether he feels underappreciated. "It's been like that since I've been here. We all feel like that as a team, but we don't really look at it," he said Wednesday. "Maybe as motivation or to keep a chip on our shoulder. (But) as long as we're winning, I'm happy with it."

For a fairly under-the-radar four-year college player, he's well versed in how to handle outside attention and block out the noise. Once the best 10-year-old basketball player in the country, the Baltimore native was a highly sought after prospect from a very young age. He started receiving college recruitment letters as early as seventh grade, and as a sophomore led Milford Mill High School to Maryland's Class 3A state championship. It was actually his performance in that title game – 17 points, seven rebounds, seven assists – that earned him a scholarship offer from Cronin, who happened to be in attendance.

"I actually went to see Dion Wiley," Cronin recalled. Wiley, who went on to play at Maryland before a graduate transfer to St. Louis this summer, was on the opposing team. "Justin's team won easy because Justin carved them up."

Cronin offered him before he left the gym that night. He was drawn to Jenifer's toughness and effort, though the Bearcats senior admits that his aversion to turnovers was not some lifelong talent ingrained since birth, but rather an acquired taste upon coming to UC.

"Mick isn't exactly lenient on turning the ball over. So taking care of the ball leads to playing time," Jenifer said. "That's what you want, right, more playing time? It's helping him out, helping the team out, and helping me out. It's just something I picked up on. I done made a lot of risky plays, a lot of dumb plays in high school. But coming into college, every possession counts. He made sure he instilled that when I got here."

Jenifer is meticulous with the ball, constantly scanning the floor and reading defenses in a quarterback-like fashion. He gauges whether the initial passing option is really the optimal one, or if the way the help defenders are leaning or matched up suggests a better, safer alternative. His 0.7 turnover-per-game average as a junior last season was the highest in his career to this point. He's at 0.6 this year.

It's a rare trait. Cronin acknowledges that his coaching can only go so far when it comes to players not turning the ball over – if it could go farther, he'd surely have figured out how by now – which is why he credits Jenifer's inherent qualities for the way he's developed that aspect of his game.

"I think toughness has a lot to do with it. Justin, he's not the biggest guy, but he's got a big heart, he's got a lot of toughness," said Cronin, explaining that it helps and allows Jenifer to be strong with the ball when it's in his hands, mentally and physically. "A lot of it is a guy who plays to win. If you don't play to win and you're just playing to play, then you're going to have an assist and then you'll turn it over, because you're just trying to make great plays all the time. Here, we try to make sure we're always playing to win. But you gotta have kids that understand that. That's why I give him the credit. He's been somebody who has tried to help us win games."

And for whatever it's worth, Cronin's celebratory hopes for his point guard may bear out. That outside narrative on Jenifer has seemed to shift a bit over the team's nine-game winning streak, in large part because all of those winning qualities his head coach trumpets are starting to shine through a bit brighter, and with numbers to back it up. In addition to the gaudy assist-to-turnover stat, Jenifer is chipping in a career-high seven points a game and a team-leading 4.3 assists, as well as stellar percentages from the free throw line (83 percent) and beyond the arc (46 percent). He's still far from a huge offensive threat – KenPom.com tracks him at only 15.1 percent possession and 16 percent of the Bearcats shots taken during his 23.7 minutes-per-game on the floor – but he's become an undeniable facet and vital source of experience and leadership on a young, developing team that hasn't lost in over a month.

Though regardless of the talk and it's current tenor – good or bad, questioning or laudatory – Jenifer won't spend too much time thinking about it either way.

"That goes to how I've been raised, not worrying about anything on the outside, but instead what happens on the court and what I can control," he said.

He has far bigger things to worry about. Like that single turnover from five days ago, and doing whatever he can to prevent the next one.

Keith Williams is developing into a key piece of Bearcats' ongoing puzzle

By Justin Williams
The Athletic - Cincinnati
11/23/18

CINCINNATI – Mick Cronin's substitutions speak volumes.

The speed and force with which he turns to the bench and hollers for a replacement. How hard he stares straight through the swapped player as he walks off the floor.

So it was no small feat during the first half of UC's Monday night win over Western Michigan when sophomore Keith Williams, heading toward the sideline for a breather, was greeted by a Cronin fist bump.

The gesture was a visual acknowledgement of not only how Williams was playing that night – he finished the game with eight points on 4-6 shooting, five rebounds (three offensive), four steals and one block in 21 minutes – but also how he's played since Cronin put him in the starting lineup for the second game of the season against North Carolina Central. Williams shot just 1-6 from in 13 minutes in the opener against Ohio State, but Cronin decided to move him into the starting lineup for senior Cane Broome. The move was aimed at maximizing the athleticism on the floor and catering to Williams' strengths.

"He's a great athlete," said Cronin, who's said that pairing his size, speed and verticality with Jarron Cumberland and a smaller point guard gives the lineup a better balance. "He's in the lineup to give us defense, offensive rebounding. But it's not like I tell him not to score. Just let the game come to him, pick his spots."

Williams responded in that NCCU game with a team-high 15 points to go with four rebounds (three offensive), three assists, three blocks and two steals in 26 minutes. He even got sick in the second half, which kept him out of the game for a few minutes and forced him to miss the post-game press conference.

"That was a tough night. My stomach was hurting, throwing up and stuff. It was crazy," said Williams, who blames the episode on painkillers he took for an ailing hip – even though point guard Justin Jenifer came down with a stomach virus later that week.

It didn't slow him down either way, with the sophomore slasher averaging 11.7 (56-percent FG), 3.7 boards, 1.3 blocks and 2.3 steals in the three games since joining the starting lineup. Cronin praised Williams' work ethic in practice and also noted that when he looked back over the team's offseason exhibition trip to Canada, he realized that Williams seemed to play better as a starter as opposed to coming off the bench. Cronin hasn't been shy about the need to experiment with lineups and playing time as his young and inexperienced roster is forced to adopt new roles and responsibilities this season. Recognizing Williams is more effective as a starter has made an impact early on.

"Off the bench I'm more timid, never sure if I should shoot or drive," Williams said. "But now when I start, I'm calmer. It's different."

Williams' physical gifts sizzle on both ends of the floor, his 6-foot-5, 210-pound frame constantly darting into passing lanes and hovering well above the rim. He has the quickness to stick with smaller guards, the size and leaping ability to bang with most forwards, and his weak side rebounding, shot-blocking and willingness to attack the offensive glass make him constant a nuisance.

"He's been an active defensive player for us, and he's rubbing off on us," Broome said. "We go back, see the (deflection) charts at half and Keith is leading, so we come back and try to match him."

Deflections are the coin of the realm in Cronin's kingdom. The defense-obsessed coach has assistant T.J. Wolf keep track every game, with deflected balls worth one and steals worth two. The Bearcats strive for 40 each game as a team. Any time an individual player hits double-digits, it generally suggests a good performance. Williams has already done it twice in four games. And he's keeping track.

"Every time I catch a deflection – 'T.J., that's one!'" says Williams, mimicking a mid-game holler toward the bench. "So that's on my mind. It just clears up the offense for me."

Much of it is no doubt some successful brainwashing on the part of Cronin, but you'll rarely hear his players talk about offense as anything other than a correlated result of stellar defense. Williams has taken that coaching to heart, in large part because he knows it's his ticket to staying on the floor.

"Just staying in the passing lanes, defense, rebounding, that's what it takes for me to be out there, so that's what I'm going to do. I can score, but coach don't care about scoring, he cares about defense," Williams said after the Western Michigan victory. "Everyone has to defend. If I play defense, scoring will come."

Williams did both to plenty of success as a high schooler at Bishop Loughlin Memorial in Brooklyn, New York. He averaged 24.2 points and 12.6 rebounds as a senior while leading his team to the Brooklyn/Queens championship and intersectional semifinals, picking up 2017 All-New York City Player of the Year in the process.

Coming to Cincinnati last season was a different level of competition, obviously, but for as much noise that has been made about players adapting this season, Williams' freshman year was just as big a challenge, downshifting from the straw that stirs the drink to a youngster playing less than 10 minutes a night.

"Last year was tough, just mentally. It was hard, because I just played good (in high school), then I came to college and am playing a lot less. I had to stay mentally strong," he said.

He brought with him all the necessary pieces to be an important and necessary contributor to this year's Bearcats team. Now that he has the opportunity to put them all together, things are already looking pretty good.

"I feel like I'm clear headed, just playing my game," Williams said. "Everything else will come through that. I'm just happy to be back out there."

Cronin: Jenifer's Effort Strong in Directing Bearcats

By Bill Koch
GoBearcats.com
11/18/18

CINCINNATI – Most of the attention after the University of Cincinnati's 73-51 victory over North Carolina Central on Tuesday night was focused on sophomore guard Keith Williams, who scored 15 points in his first career start.

Lost amid the excitement over the breakout performance by Williams was another solid effort by senior point guard Justin Jenifer, who scored 10 points and ran the offense almost flawlessly.

The Bearcats (1-1) will be looking for their second straight victory at 7 p.m. Friday against Milwaukee (0-3) at Fifth Third Arena. The Panthers, who were picked to finish eighth in the 10-team Horizon League, opened their season with a 75-53 loss at Boston College and followed with losses to North Dakota (63-60) and Florida International (86-83). UC leads the all-time series, 3-0, with the last meeting coming in 1999. The Bearcats are 42-3 all-time in games against teams from the Horizon League.

Milwaukee, coached by Pat Baldwin, returns only three players from last year after its top three scorers transferred to other schools. The Panthers are led by point guard Darius Roy, who averages 17.3 points and 5.7 assists. Six-foot-seven guard DeAndre Abram, a transfer from George Mason, averages a double-double of 10.7 points and 11.7 rebounds.

Jenifer, a 5-foot-10 senior from Baltimore, was a flashy passer and big scorer in high school when he averaged 17.3 points per game at Milford Mill Academy, and scored more than 30 points in a game three times. At UC, he has learned to tone down the flash and concentrate on the fundamentals that allow him to run the UC offense competently.

UC coach Mick Cronin was lavish in his praise of Jenifer after the win over NC Central. In addition to his 10 points, Jenifer made four of his five shots from the field, including two of three from three-point range, with six assists and no turnovers in 30 minutes. He also had two steals. The only thing he didn't do was get to the free throw line.

"He was running our team the way it needs to be run, knowing what he's looking for," Cronin said. "That's who I challenge, the older guys. They have no excuse. They've been around. They know what to do. They know how hard it needs to be done. I give him the credit - six assists and no turnovers and tremendous defense, all-out effort on his ball pressure. That's pretty strong."

Jenifer has come a long way since he struggled to get on the court as a freshman. He became a starter last season on UC's 31-5 American Athletic Conference championship team, concentrating on feeding Gary Clark and Kyle Washington up front while taking care of the ball. He handed out 91 assists while committing 24 turnovers in 19.6 minutes per game. In two games this season, he has 11 assists and only one turnover.

But he's made his biggest strides on defense to the point that Cronin says he's the face of the Bearcats' defense in the early going this season.

"Our effort, our energy on defense was excellent (against NC Central)," Cronin said, "starting with Justin Jenifer at the front of our attack defensively. Somebody's got to set a tone for a team about what you stand for."

Jenifer arrived at UC as part of a three-man recruiting class that included Jacob Evans III, a first-round draft pick by the Golden State Warriors last summer; and junior forward Trevon Scott.

Scott, who redshirted as a freshman, is also making strides during the infancy of Cronin's 13th season at UC, averaging 10.0 points and 4.5 rebounds in his first two games. Against NC Central, he made all six of his field goal attempts, displaying a shooting range that he didn't demonstrate during his first two seasons.

"It's being confident," Scott said, "just trusting it, knowing that I can make that shot. It feels good. I'm not done. I'm going to keep working on it, keep mastering it, so that every time I shoot it I know it's going in. I put in my work with that shot, 15 feet and in. When you see results, it always feels good."

Bill Koch covered UC athletics for 27 years – 15 at The Cincinnati Post and 12 at The Cincinnati Enquirer – before joining the staff of GoBearcats.com in January 2015.

The Bearcats' toughest challenge is leaving last year in the past

By Justin Williams
The Athletic-Cincinnati
11/6/18

CINCINNATI – There are shadows looming over this season, Ghosts of Bearcats Past.

They've been called out by name by every coach and every player in every preseason interview.

Gary Clark. Jacob Evans. Kyle Washington.

The biggest obstacle the 2018-19 Bearcats face is what's already behind them. And whether they have what it takes to replace it.

"My biggest challenge with an inexperienced team is that these guys don't know how hard it is to show up every night," said head coach Mick Cronin following the team's exhibition victory over Tusculum last week. "It's different when you're coming off the bench for a few minutes, versus you're the guy that's getting on the bus deciding whether we win or lose."

Granted, Cronin wasn't in a great mood following what ended as a 27-point win in front of 10,101 fans at the newly renovated Fifth Third Arena, in a game that didn't count. He didn't like the way his team started the game, and he made that known in the post-game press conference. But it was also the same thing he's been saying all offseason, this time with a slightly more exasperated look on his face. And the same familiar names kept popping up.

"That's going to be my challenge all year, getting new guys to realize they're going to be the reason whether we win or lose. Gary (Clark) always understood that. But he played a lot of minutes," Cronin said. "We have guys in a new position. They don't play well, they don't bring it, we're going to lose. It happens in college basketball – guys graduate. It's a tough business. You lose your best employees."

UC fans will be forgiven if their eyes glaze over reading these next two paragraphs: Last year's squad lost three of its top four players in terms of minutes and points per game in Clark, Evans and Washington. (Jarron Cumberland's 11.5 scoring average just barely beat out Washington's 11.3.) Outside of Cumberland and returning senior point guard Justin Jenifer, the rest of the existing roster has made a combined five career starts for the Bearcats.

All three departing players earned All-Conference honors last year, including First Team nods for Clark and Evans. Clark was also an honorable mention All-American, American Athletic Conference Player of the Year, and – for the second time in four years – AAC Defensive Player of the Year. Evans chose to forgo his senior season for the NBA and was drafted in the first round by the Golden State Warriors. (OK, Bearcat faithful, it's safe to resume reading.)

Even when Cronin has been in better spirits while discussing the coming season, the uncertainties remain.

"It's going to be exciting to see – how does Tre (Scott) do in his new role? How does Nysier (Brooks) do in his new role? How will Jarron handle being a target as everybody's defense? Justin as a confident senior where he has to look to score more?" Cronin said early last week. "Anxious, to see how it all transpires."

Interestingly enough, it hasn't been that long since he did watch a similar situation play out, one that could easily be argued was much more dicey than this one.

Following the 2013-14 season, in which Cronin's squad finished an impressive 27-7 campaign with a disappointing first-game NCAA Tournament upset loss to Harvard, the Bearcats lost their top three scorers, rebounders and minute-getters in Sean Kilpatrick, Justin Jackson and Titus Rubles. They were forced to replace them with returning role players – Troy Caupain, Shaq Thomas, Kevin Johnson, Jermaine Sanders – transfers Farad Cobb and Octavius Ellis (who rejoined the program after a junior college stint) and some freshman named Gary Clark. To make matters worse, it was late December of that season when Cronin was diagnosed with an arterial dissection in his brain, a vascular condition that forced him to sit out the rest of the year.

"That's the main thing (I remember), it was awful," said associate head coach Darren Savino, entering his ninth season on Cronin's staff. "At the time we didn't know if Mick was going to be alive. It was life-threatening, scary. It was a blur. But what was fascinating about that team is that those guys believed in the program. They played for each other, they played for Mick, the staff. They were all bought in. That was pretty inspiring."

"This year's team, we have a lot of guys who have been in the program before and know what's expected and how we do things," Savino added. "So from that respect it's easier."

Though "easier" certainly doesn't equal "easy." This season will be dressed in overalls, particularly early on, as players find their footing in those new roles and are tasked with elevating their contributions on both ends of the floor. Much of the outside talk this offseason has focused on how a Cumberland-centric offense and off-the-ball Cane Broome will replace the vacated 37.2 points, but internally, the bigger focus has been on defense, as it always seems to be with Cronin.

The Bearcats have held opponents to an average of 59.55 points over the past eight seasons. It's both the embodiment and modus operandi of Cronin's tenure at UC, and the chief reason for the program's remarkable consistency. But it's not as if slipping on the C-paw uniform automatically transforms a player into a defensive stalwart. It's a philosophy and a mindset that has to filter through the entire roster, and this year might feel like swimming upstream at times.

"Gary Clark was Defensive Player of the Year – twice. Jacob Evans was one of our best, versatile perimeter defenders. So we're concerned about defense and rebounding," Savino said. "We have enough offensive players that will fill some of the void, we always find a way to do that. But no one ever laces up their sneakers up and says, 'Can't wait to play defense today!' If we don't emphasize it and make it a priority, we're not going to be good defensively. Even though the players might change, the philosophy has to stay the same."

Cronin has used the word "evolving" on multiple occasions in the past few weeks when discussing this team and how things will play out to start the season. One could just as soon use "developing" or "progressing" or "adapting" instead, but however you want to name it, it will determine how this season plays out. With so many new roles and a gauntlet of a non-conference schedule – all layered over the excitement and expectations that come with a newly renovated arena – there's a good chance the team will struggle early on, or have flashes where they oscillate between promising and confounding. But Cronin and his staff have been faced with these challenges before. Tougher ones, even. And their track record is pretty good.

The 2018-19 Bearcats almost certainly won't be as good as last year's team. How close they come – and how quickly they get there – will depend on their ability to escape those lingering shadows.

NEWS CLIPPINGS

"This team, I think they want to prove some things, and I have to give them confidence, because I don't think they've felt a lot of confidence from the outside," Cronin said. "I don't think they feel as respected as last year's team. But why should they be? There are too many unknowns. So this team, I've tried to make sure they know I believe they can be really good, because I think they're wondering themselves a little bit."

Roster: I'm betting the starting lineup that Cronin utilized for the exhibition game is the same one you'll see early in the season: Justin Jenifer (1), Cane Broome (2), Jarron Cumberland (3), Trevon Scott (4), Nysier Brooks (5). I anticipate a pretty consistent nine-man rotation, with Eliel Nsoseme, Rashawn Fredericks, Keith Williams and Trevor Moore getting significant minutes off the bench, as well as a dose of freshman point guard Logan Johnson (more on him in a bit). Nsoseme and Brooks are pretty interchangeable, minutes-wise, and I'd be surprised to see the two on the floor at the same time, with Nsoseme and Fredericks both having the potential to get crunch-time minutes. Fredericks also gives Cronin some flexibility to go small in the frontcourt alongside Cumberland and Scott.

Prince Gillam Toyambi didn't join the team until early September, when he reclassified as a 2018 recruit, and didn't play in either the Red & Black Scrimmage or the Tusculum exhibition. He feels like a prime candidate to redshirt this season, since it would likely take him a few months to crack the rotation anyway. Forward Mamoudou Diarra, who redshirted last season, has a wealth of talent but is still very green – I don't expect significant minutes, but he should get a few looks early in the year against outmatched teams. The same could probably be said of freshman forward LaQuill Hardnett, who will probably play sparingly, though a redshirt is less likely. John Koz and Sam Martin are your walk-ons. (#MartinMinutes) You can view the team's full roster here.

Schedule: It's a doozy, particularly the non-conference slate. Ohio State is hitting a similar reset button after a few significant departures, but is nonetheless a tough opponent to open the season with, even at home. After a win at UCLA (preseason No. 21) on the road last season, the Bruins will bring more talent and experience with them into Fifth Third on Dec. 19. The Bearcats also travel to Destin, Florida after Thanksgiving for the Emerald Coast Classic, where they will face George Mason and either Baylor or Ole Miss, along with road tilts against UNLV and Mississippi State (preseason No. 18) all before Christmas. This year's Crosstown Shootout is at Fifth Third Arena on Dec. 8.

They should be able to ease into conference play a bit with Tulane, East Carolina and Tulsa to start, but February and March will offer a stark look at exactly how tough the AAC truly is this season, and UC's place in it. The Bearcats get Southern Methodist, Wichita State, Central Florida, Memphis and Houston at home, and Memphis, Houston, UConn, SMU and UCF on the road. Meaning if Cincinnati repeats as AAC Champion, they will have earned it. You can view the full schedule here.

Senior guard Cane Broome will be counted on to increase his scoring output this season. (Jim Brown/USA TODAY Sports)

Offense: The coaching staff may be focused on defense, but everyone else will be watching the offense. How will Cumberland handle being the go-to option? How will the pick-and-roll looks help his game? How will Broome look playing off the ball? Will they play faster in halfcourt? Of course, some of that – maybe a lot of it – will depend on how the defense performs. Cronin has mentioned the possibility of pressing more, but he's also said, "It's hard to play fast when you're taking the ball out of the other team's basket."

I don't discount Cronin and Savino's claims of how difficult it is to consistently defend at that high of a level, but at this point, Cronin and his staff have earned enough respect in that area that I suspect they will get this team where it needs to be on defense. Where the points come from outside of Cumberland and Broome remains a more intriguing question.

Predictions

MVP: Cumberland. If not, that's either really good, or really bad.

X-Factor: Fredericks. It will take him a few games to fully make the leap from junior college and get his bearings, but he brings a lot of potential versatility, and personifies the type of tough, relentless, unselfish player Cronin craves. Fredericks isn't, and won't be, Gary Clark – such a suggestion would be heresy on campus – but if he reaches his full potential in a Bearcats uniform, he's probably this team's best bet to take on all those little, subtle, vital things that Clark did so well.

Diaper Dandy: The #LoJoHive is real. Mo Egger and I touched on this in our Five Burning Questions piece, which you should definitely check out if you haven't yet. But I'll reiterate here that as electrifying and talented as Johnson is, it will take him a while to earn Cronin's trust to the point of getting minutes over senior starter Justin Jenifer. Doesn't mean it won't happen this season, but it probably won't be right away.

Record: I'm going to go with something in the range of 22-9 in the regular season, with a number of those losses coming early on in non-conference play. The back stretch of the conference schedule is similarly tough, but this group should be a much improved and matured team by season's end. On principle, I refuse to make conference or NCAA Tournament predictions in the first week of November. That's a fool's errand.



2019 NCAA DIVISION I MEN'S BASKETBALL CHAMPIONSHIP BRACKET

First Round
MARCH 21-22Second Round
MARCH 23-24Regional
Semifinals
MARCH 28-29Regional
Finals
MARCH 30-31National
Semifinals
APRIL 6National
Semifinals
APRIL 6Regional
Finals
MARCH 30-31Regional
Semifinals
MARCH 28-29Second Round
MARCH 23-24First Round
MARCH 21-22

FIRST FOUR

16 F. Dickinson (20-13)
Mar 19
16 Prairie View (22-12)

W

11 Belmont (26-5)
Mar 19
11 Temple (23-9)

E

DAYTON
MARCH 19-20

E

N. Dakota St. (18-15) 16
Mar 20
NC Central (18-15) 16

W

Arizona St. (22-10) 11
Mar 20
St. John's (21-12) 11

1 Duke (29-5)

16 NC Central/N. Dakota St.

Columbia
Mar 24

Mar 29

8 VCU (25-7)

9 UCF (23-8)

5 Mississippi St. (23-10)

12 Liberty (28-6)

4 Virginia Tech (24-8)

13 Saint Louis (23-12)

San Jose
Mar 24

Mar 29

6 Maryland (22-10)

11 Belmont/Temple

Jacksonville
Mar 23

Mar 29

3 LSU (26-6)

14 Yale (22-7)

7 Louisville (20-13)

10 Minnesota (21-13)

2 Michigan St. (28-6)

15 Bradley (20-14)

Des Moines
Mar 23

Mar 29

1 Gonzaga (30-3)

16 F. Dickinson/Prairie View

Salt Lake City
Mar 23

Mar 28

8 Syracuse (20-13)

9 Baylor (19-13)

5 Marquette (24-9)

12 Murray St. (27-4)

4 Florida St. (27-7)

13 Vermont (27-6)

Hartford
Mar 23

Mar 28

6 Buffalo (31-3)

11 Arizona St./St. John's

Tulsa
Mar 24

Mar 28

3 Texas Tech (26-6)

14 Northern Ky. (26-8)

7 Nevada (29-4)

10 Florida (19-15)

2 Michigan (28-6)

15 Montana (26-8)

Des Moines
Mar 23

Mar 28

6 Buffalo (31-3)

11 Arizona St./St. John's

Tulsa
Mar 24

Mar 28

3 Texas Tech (26-6)

14 Northern Ky. (26-8)

7 Nevada (29-4)

10 Florida (19-15)

2 Michigan (28-6)

15 Montana (26-8)

Des Moines
Mar 23

Mar 28

6 Buffalo (31-3)

11 Arizona St./St. John's

Tulsa
Mar 24

Mar 28

3 Texas Tech (26-6)

14 Northern Ky. (26-8)

7 Nevada (29-4)

10 Florida (19-15)

2 Michigan (28-6)

15 Montana (26-8)

EAST
WASHINGTON, D.C.
Mar 31**WEST**
ANAHEIM
Mar 30**FINAL FOUR**
MINNEAPOLIS
APRIL 6 AND 8**NATIONAL CHAMPIONSHIP**
APRIL 8

#MarchMadness

Watch the tournament on these networks
or online at NCAA.COM/MARCHMADNESSMarch 21 and 23 first-/second-round sites: Hartford, Salt Lake City, Des Moines, Jacksonville. March 22 and 24 first-/second-round sites: Tulsa, Columbus, Columbia, San Jose.
March 28 and 30 regional sites: Louisville, Anaheim. March 29 and 31 regional sites: Washington, D.C., Kansas City.

The NCAA opposes all forms of sports wagering

SOUTH
LOUISVILLE
Mar 30**MIDWEST**
KANSAS CITY
Mar 31

Virginia (29-3) 1

Mar 22
Gardner-Webb (23-11) 16

Mississippi (20-12) 8

Oklahoma (19-13) 9

Wisconsin (23-10) 5

Oregon (23-12) 12

Kansas St. (25-8) 4

UC Irvine (30-5) 13

Villanova (25-9) 6

Saint Mary's (22-11) 11

Purdue (23-9) 3

Old Dominion (26-8) 14

Cincinnati (28-6) 7

Iowa (22-11) 10

Tennessee (29-5) 2

Colgate (24-10) 15

North Carolina (27-6) 1

Iona (17-15) 16

Utah St. (28-6) 8

Washington (26-8) 9

Auburn (26-9) 5

New Mexico St. (30-4) 12

Kansas (25-9) 4

Northeastern (23-10) 13

Iowa St. (23-11) 6

Ohio St. (19-14) 11

Houston (31-3) 3

Georgia St. (24-9) 14

Wofford (29-4) 7

Seton Hall (20-13) 10

Kentucky (27-6) 2

Abilene Christ. (27-6) 15