

2024 SCHEDULE / RESULTS

DATE	OPPONENT	TIME/RESULT
02/16	@ Jacksonville (DH)	L, 8-6
02/16	@ Jacksonville (DH)	L, 11-3
02/20	NORTHERN KENTUCKY	W, 10-2
02/24	vs. Ball State%	W, 6-5
02/24	vs. Illinois%	W, 10-3
02/25	@ #25 Coastal Carolina%	L, 25-2
02/27	@ Xavier	L, 11-9
02/29	OAKLAND	W, 9-6
03/01	NORTHERN ILLINOIS	W, 13-5
03/02	NORTHERN ILLINOIS (DH)	W, 6-5 (7 inn.)
03/02	NORTHERN ILLINOIS (DH)	L, 6-4
03/03	NORTHERN ILLINOIS	W, 14-1 (7 inn.)
03/06	AKRON	W, 19-8
03/08	@ Kansas State*	L, 4-0
03/09	@ Kansas State*	W, 11-7
03/10	@ Kansas State*	L, 14-13 (12 inn.)
03/12	WESTERN ILLINOIS	L, 12-11
03/13	WESTERN ILLINOIS	W, 8-3
03/15	KANSAS*	L, 14-4
03/16	KANSAS*	W, 1-0
03/17	KANSAS*	W, 10-1
03/20	@ Miami (OH)	W, 11-3
03/22	@ Saint Louis	L, 14-12
03/23	@ Saint Louis	W, 13-4
03/24	@ Saint Louis	W, 8-3
03/26	@ Louisville	L, 11-5
03/28	@ Baylor*	W, 8-3
03/29	@ Baylor*	L, 8-6
03/30	@ Baylor*	L, 9-2
04/05	TCU*	W, 4-2
04/06	TCU*	W, 6-2
04/07	TCU*	W, 13-2 (7 inn.)
04/09	vs. Xavier^	W, 5-2
04/12	@ #21 Oklahoma State*	L, 8-4 (10 inn.)
04/13	@ #21 Oklahoma State*	L, 12-5
04/14	@ #21 Oklahoma State*	L, 10-6
04/16	EASTERN KENTUCKY	W, 12-2 (8 inn.)
04/17	XAVIER	L, 6-4
04/19	HOUSTON*	W, 6-4
04/20	HOUSTON*	W, 5-4
04/21	HOUSTON*	L, 8-5
04/26	@ UCF*	W, 9-4
04/27	@ UCF*	L, 5-2
04/28	@ UCF*	W, 8-2
04/30	@ Ohio State	L, 12-6
05/03	WEST VIRGINIA*	L, 5-4
05/04	WEST VIRGINIA*	W, 10-4
05/05	WEST VIRGINIA*	W, 8-2
05/09	@ BYU*	W, 9-5
05/10	@ BYU*	W, 4-2
05/11	@ BYU*	W, 12-5
05/16	#12 OKLAHOMA* (DH)	L, 14-6
05/16	#12 OKLAHOMA* (DH)	L, 12-8
05/17	#12 OKLAHOMA*	W, 10-6
Big 12 Tournament		
05/21	vs. #8 UCF	5 PM ET

* - BIG 12 game

Home games, in **BOLD CAPS**, played at UC Baseball Stadium

Times and dates subject to change.

% - Coastal Carolina Tournament

^ - Joe Nuxhall Classic (Prasco Park)

All home games will be broadcasted on ESPN+.



#5 CINCINNATI

BEARCATS

VS.

2024 BIG 12

CHAMPIONSHIP



MAY 21-25 • GLOBE LIFE FIELD • ARLINGTON, TEXAS

CINCINNATI

Record..... 31-23, 17-13 Big 12
Head Coach..... Jordan Bischel
Record at UC..... 31-23 (1st)
Career Record..... 345-179 (10th)

SERIES INFORMATION

Live Stats..... cpaw.me/LiveStats
Watch..... ESPN+
Series History..... UCF leads, 20-15
Last Meeting..... W, 8-2

UCF

Record..... 33-18, 14-15 Big 12
Head Coach..... Rich Wallace
School Record..... 33-18 (1st)
Career Record..... Same

PROBABLE STARTING PITCHERS

UCF: RHP Dom Stagliano - 3-4, 3.82 ERA, 60 K, 20 BB, 66.0 IP

Cincinnati: RHP Nathan Taylor - 8-2, 5.45 ERA, 68 K, 32 BB, 69.1 IP

GAME PREVIEW

CINCINNATI – The University of Cincinnati baseball team, the No. 5 seed in this week's Phillips 66 Big 12 Baseball Championship, will face No. 8 seed UCF in its first game on Tuesday at 5 PM ET at Globe Life Field in Arlington, Texas.

The Bearcats (31-23) faced the Knights (33-18) on April 26-28 in Orlando and took two out of three games in the series. UC won the first game, 9-4, and the rubber match, 8-2, while UCF won game two by a score of 5-2.

The 2024 Phillips 66 Big 12 Baseball Championship, which features an increase to 10 teams in a modified double-elimination format, is the third consecutive season Globe Life Field has served as the backdrop to the event and the fifth time (2002, 2004) Arlington has served as host. The Big 12 is the only Conference to host its baseball championship at the permanent home of a Major League Baseball team, the Texas Rangers, and the only one to crown a champion in a climate-controlled facility.

Big 12 Championship Schedule

Tuesday, May 21

Game 1 – No. 6 Kansas State vs. No. 7 Kansas – 9 a.m. CT – Big 12 Now on ESPN+

Game 2 – No. 4 West Virginia vs. No. 9 TCU – 12:30 p.m. CT/1:30 p.m. ET – Big 12 Now on ESPN+

Game 3 – No. 5 Cincinnati vs. No. 8 UCF – 4 p.m. CT/5 p.m. ET – Big 12 Now on ESPN+

Game 4 – No. 3 Texas vs. No. 10 Texas Tech – 7:30 p.m. CT – Big 12 Now on ESPN+

Wednesday, May 22

Game 5 – Game 1 Loser vs. Game 2 Loser – 9 a.m. CT/10 a.m. ET – ESPN+

Game 6 – No. 1 Oklahoma vs. lower-seeded winner of Games 1 & 2 – 12:30 p.m. CT – Big 12 Now on ESPN+

Game 7 – Game 3 Loser vs. Game 4 Loser – 4 p.m. CT/5 p.m. ET – Big 12 Now on ESPN+

Game 8 – No. 2 Oklahoma State vs. Lower-seeded winner of Games 3 & 4 – 7:30 p.m. CT/8:30 p.m. ET – Big 12 Now on ESPN+

Thursday, May 23

Game 9 – Game 5 Winner vs. Game 6 Loser – 9 a.m. CT/10 a.m. ET – Big 12 Now on ESPN+

Game 10 – Game 6 Winner vs. Higher-seeded winner of Games 1 & 2 – 12:30 p.m. CT/1:30 p.m. ET – Big 12 Now on ESPN+

Game 11 – Game 7 Winner vs. Game 8 Loser – 4 p.m. CT/5 p.m. ET – ESPN+

Game 12 – Game 8 Winner vs. Higher-seeded winner of Games 3 & 4 – 7:30 p.m. CT/8:30 p.m. ET – ESPN+

Friday, May 24

Game 13 – Game 10 Loser vs. Game 9 Winner – 9 a.m. CT/10 a.m. ET – Big 12 Now on ESPN+

Game 14 – Game 10 Winner vs. Game 13 Winner (semifinal) – 12:30 p.m. CT/1:30 p.m. ET – Big 12 Now on ESPN+

Game 15 – Game 12 Loser vs. Game 11 Winner – 4 p.m. CT/5 p.m. ET – Big 12 Now on ESPN+

Game 16 – Game 12 Winner vs. Game 15 Winner (semifinal) -7:30 p.m. CT/8:30 p.m. ET – Big 12 Now on ESPN+

Saturday, May 25

Game 17 – Championship Game – 6 p.m. CT/7 p.m. ET – ESPN+

SATURDAY
MAY 25



ALL TIMES CENTRAL
HIGHER SEED IS DESIGNATED AS HOME TEAM
HIGHEST-SEEDED WINNER OF GAMES 1 & 2 WILL PLAY IN GAME 10.
LOWEST-SEEDED WINNER OF GAMES 1 & 2 WILL PLAY IN GAME 6.
HIGHEST-SEEDED WINNER OF GAMES 3 & 4 WILL PLAY IN GAME 12.
LOWEST-SEEDED WINNER OF GAMES 3 & 4 WILL PLAY IN GAME 8.

QUICK FACTS / NOTES

QUICK FACTS

GENERAL

Location	Cincinnati, OH 45221
Founded	1819
Enrollment	50,921
Conference	Big 12
Nickname	Bearcats
Colors	Red (PMS 186) & Black
Home Field	UC Baseball Stadium
President	Neville G. Pinto, PhD
Director of Athletics	John Cunningham
Faculty Representative	Brian Hatch, PhD

HISTORY

First Year of Baseball	1886
All-Time Record	1,782-1,929-21
No. Yrs in NCAA Tournament/Last	7/2019
Last NCAA Post-Season Opponent	Creighton, L, 1-6

COACHING STAFF

Head Coach	Jordan Bishel (St. Norbert '03)
Overall Record (Year)	345-179 (10th)
Record at Cincinnati (Year)	31-23 (1st)
Assistant Coach	Kyle Pettoruto (New Haven '97)
Year at Cincinnati	First/11th
Assistant Coach	Josh Reynolds (Central Missouri '10)
Year at Cincinnati	First/14th
Volunteer Assistant Coach	Tom Winske (St. Norbert '03)
Year at Cincinnati	First/26th

SUPPORT STAFF

Director of Program Development ..	Kyle Schroeder (1st season)
Director of Pitching Development	Taylor Sheriff (1st season)
Athletic Trainer	Zach Malecki (1st season)
Performance Nutrition Fellow	Adam Walz (2nd season)

2023 INFORMATION

Overall Record	24-33
Home	13-13
Road	11-15
Neutral	0-5
2023 Conference Record	10-14
Home	4-8
Road	6-6
Finish	5th

2023 TEAM

Position Starters Returning/Lost:	5/4
Pitching Starters Returning/Lost:	1/2

2024 SCHEDULE INFORMATION

Home/Away/Neutral Games:	23/26/4
Big 12 Home/Away Games:	15/15
Non-Conf. Home/Away/Neutral Games:	10/10/4

COMMUNICATIONS

Baseball Contact	Chris Cullum
Phone	630-220-4147
Email	cullumcm@ucmail.uc.edu

FOLLOW THE BEARCATS

For all the latest information on Cincinnati baseball, please visit GoBEARCATS.com. For up-to-the-minute updates, follow UC baseball (@GoBearsBase) on Twitter, Instagram and Facebook.

SEVEN BEARCATS EARN ALL-CONFERENCE HONORS

Josh Kross – First-Team All-Big 12

Kross has been one of the best hitters in the conference in his first year in the league. He leads the Big 12 in home runs (19) and RBI (65), and has reached on hit by pitch a league-leading 24 times as well. It's been one of the best offensive seasons by a Bearcat in recent memory, as Kross ranks tied for third all-time on the single-season home run list and tied for eighth in single-season RBI. His 24 HBP are the most ever in a season in school history. One of two players to start all 54 games this year, Kross is hitting .321 and slugging .656 while getting on base at a .440 clip. In a game at Saint Louis on March 22 he tied UC's single-game home run record with three homers.

Christian Mitchell – Second-Team All-Big 12

Mitchell has made his mark in the field and on the mound this year. The John Olerud Two-Way Player of the Year Award watch list selection is hitting .315 with four home runs and 32 runs scored in the batter's box while starting 39 games, primarily at shortstop. Mitchell also sports a 3.86 ERA across 37.1 innings as a reliever and ranks sixth in the Big 12 with six saves.

Nathan Taylor – All-Freshman Team/Honorable Mention All-Big 12

Taylor has been a part of Cincinnati's weekend rotation the entire season and owns an 8-2 record while leading the team in strikeouts (68) and innings pitched (69.1). He is one of three freshmen pitchers in the nation with at least eight victories and is tied for most in the Big 12. Taylor has four outings of at least six innings this year and struck out a season-best 10 hitters against Illinois on Feb. 24.

Lauden Brooks – Honorable Mention All-Big 12

Brooks has started 46 games this year, 40 of which have come at second base and shortstop. He is hitting .307 with two home runs, 33 RBI, and 42 runs scored with 12 stolen bases. Brooks has been adept at getting hits in bunches this season, collecting 19 multi-hit efforts which ranks second on the team.

Kerrington Cross – Honorable Mention All-Big 12

Cross has started all 54 games this season, with 53 of those starts coming at third base. He is hitting .325 this season with 10 home runs, 50 RBI, 61 runs scored, 42 walks, and 15 stolen bases. Cross ranks third in the Big 12 in runs scored, fifth in walks, fifth in stolen bases, and ninth in RBI. He has really come on strong to end the season, hitting .429 with five home runs and 14 RBI over the last 10 games.

Josh Hegemann – Honorable Mention All-Big 12

Hegemann leads UC with a .345 batting average, which ranks 10th in the Big 12. He also leads the team with a .460 on-base percentage

and has 15 stolen bases, which ranks fifth in the conference. Hegemann has started 46 games in the outfield (18 in CF, 15 in LF), 13 in RF) and has 17 multi-hit performances. In the final game of the regular season he hit a grand slam in the bottom of the eighth inning to propel UC to a 10-6 win vs. No. 12 Oklahoma.

Tommy O'Connor – Honorable Mention All-Big 12

O'Connor has started 50 games this year, 27 at first base and 23 at designated hitter. He is second on the team with 12 home runs and also has 43 RBI, 44 runs scored, 39 walks, and eight doubles. O'Connor has 14 multi-hit efforts and 13 games with at least two RBI. A feared slugger, he also had 13 games with at least two walks, and a season-high three walks on three occasions.

RESUME BUILDING

The Bearcats have had a terrific season and have positioned themselves for a potential postseason berth. D1Baseball has UC as one of its "Last Four In" in its latest bracket projections.

Cincinnati has 13 combined wins in Quads 1 and 2, more than current Top 25 teams Indiana State, East Carolina, Oregon State, UC Santa Barbara, and UC Irvine.

Cincinnati's end-of-the-year surge has helped it climb 33 spots in the RPI rankings over the final month of the season. UC was No. 88 on April 17 and ranked 55 at the conclusion of play on May 17.

NEXT STOP: ARLINGTON

Cincinnati officially clinched its Big 12 Tournament berth thanks to a 4-2 win in its second game at BYU.

The Big 12 Tournament, which features an increase to 10 teams in a modified double-elimination format, is the third consecutive season Globe Life Field has served as the backdrop to the event and the fifth time (2002, 2004) Arlington has served as host. The Big 12 is the only Conference to host its baseball championship at the permanent home of a Major League Baseball team, the Texas Rangers, and the only one to crown a champion in a climate-controlled facility.

BEATING THE ODDS

Prior to the start of the season, Cincinnati was picked to finish last in the Big 12's preseason coaches poll. The Bearcats received 21 points in the poll, tied with BYU for the last spot.

Cincinnati not only did not finish in last place, it finished in fifth place in the league and was in contention for second place entering the final weekend of the regular season.

UC won four of its last four conference series, including a sweep at BYU in its final road series. Four-straight series wins vs. Houston, at UCF, vs. West Virginia, and at BYU marked the first time Cincinnati won four straight conference series since 2016.

NOTES

RUN FACTORY

Head Coach Jordan Bischel's teams are known for playing an aggressive, exciting style of baseball, and he has brought that playing style to Cincinnati. The Bearcats rank 13th in the nation in walks (304) and 21st in stolen bases (103) and lead the Big 12 in HBP (88) and rank second sacrifice flies (27). Their ability to get on base, take extra bases, and bring those runners home has helped UC reach double-digits in runs 17 times this season and post three run-rule victories. UC is averaging 7.5 runs per game.

At UCF April 26-28, Cincinnati was able to average 6.3 runs per game against the Big 12's top-ranked pitching staff, as the Knights had a 4.20 ERA entering the weekend which was first in the league at the time.

Against West Virginia on May 3-5, UC scored 18 runs over the final two games against West Virginia to win the series and once again succeed offensively against one of the better pitching staffs in the Big 12.

BEARCATS AGAINST THE FIELD

Cincinnati has faced seven of the other nine tournament teams this year and was 11-10 against them. Josh Kross hit .359 and slugged .641 against other tournament teams and his five home runs were tied with Kerrington Cross for most on the team against other tournament participants. Christian Mitchell (.306) and Alec Jones (.304) also hit at least .300 against the other teams in Arlington this week.

JOSH KROSS: SELFLESS SLUGGER

Josh Kross leads the Big 12 19 home runs and 65 RBI, and is positioning himself among the all-time single-season leaders in program history in both categories:

Single-Season HR Record

1. Mike Spina (23, 2009)
2. Mike Spina (21, 2008)
- T-3. Josh Kross (19, 2024)
- T-3. Griffin Merritt (19, 2022)
- T-3. Kevin Youkilis (19, 2000)

Single-Season RBI Record

- T-1. Matt Singer (79, 1999)
- T-1. Mike Spina (79, 2008)
3. Kevin Youkilis (72, 1999)
- T-4. Logan Parker (69, 2006)
- T-4. Mike Spina (69, 2009)
6. Justin Riddell (67, 2011)
7. Chris Hamblen (66, 2001)
- T-8. Josh Kross (65, 2024)
- T-8. Neall French (65, 2007)
- T-8. Craig Tewes (65, 1999)

His three-home run performance at Saint Louis on March 22 tied UC's single-game school record are tied for the most by a Big 12 player in a game this season. Kross has a team-best 21 multi-hit efforts and has a season-high three hits in four games.

Kross also isn't afraid to give his team a free base and has been hit by a pitch 24 times this year, which ranks eighth in the nation. That is

BIG 12 REGULAR SEASON RESULTS BY TEAM**No. 1 seed Oklahoma**

3-0 vs. UCF (March 9-10); 3-0 at TCU (March 15-17); 1-2 vs. West Virginia (March 22-23); 1-2 at Oklahoma State (April 5-7); 3-0 vs. Kansas State (April 12-14); 3-0 at BYU (April 18-20); 1-2 vs. Texas (April 26-28); 3-0 at Texas Tech (May 3-5); 3-0 vs. Baylor (May 10-11); 2-1 at Cincinnati (May 16-17)

No. 2 seed Oklahoma State

1-2 at UCF (March 15-17); 2-1 vs. TCU (March 22-24); 2-1 at West Virginia (March 29-31); 2-1 vs. Oklahoma (April 5-7); 3-0 vs. Cincinnati (April 12-14); 1-2 at Kansas State (April 19-21); 3-0 vs. BYU (April 25-26); 1-2 at Texas (May 3-5); 2-0 vs. Texas Tech (May 10-11); 2-0 at Houston (May 18)

No. 3 seed Texas

2-1 at Texas Tech (March 8-10); 2-1 vs. Baylor (March 22-24); 2-1 at Kansas State (March 28-30); 1-2 vs. BYU (April 4-6); 2-1 at Houston (April 12-14); 2-1 vs. TCU (April 19-21); 2-1 at Oklahoma (April 26-28); 2-1 vs. Oklahoma State (May 3-5); 2-1 at UCF (May 10-12); 3-0 vs. Kansas (May 16-18)

No. 4 seed West Virginia

2-1 vs. BYU (March 7-9); 2-1 at Oklahoma (March 22-23); 1-2 vs. Oklahoma State (March 29-31); 3-0 at Kansas (April 5-7); 3-0 vs. UCF (April 12-14); 0-3 at Texas Tech (April 19-21); 3-0 vs. Baylor (April 26-28); 1-2 at Cincinnati (May 3-5); 2-1 vs. Kansas State (May 10-12); 2-1 at TCU (May 16-18)

No. 5 seed Cincinnati

1-2 at Kansas State (March 8-10); 2-1 vs. Kansas (March 15-17); 1-2 at Baylor (March 28-30); 3-0 vs. TCU (April 5-7); 0-3 at Oklahoma State (April 12-14); 2-1 vs. Houston (April 19-21); 2-1 at UCF (April 26-28); 2-1 vs. West Virginia (May 3-5); 3-0 at BYU (May 9-11); 1-2 vs. Oklahoma (May 16-17)

the most-ever in a season in school history, breaking the previous record held by Josh Harrison, who was plunked 21 times in 2006.

Single-Season HBP Record

1. Josh Kross (24, 2024)
2. Josh Harrison (21, 2006)
3. Mark Muscenti (20, 2005)
- T-4. Mark Muscenti (19, 2004)
- T-4. Mark Muscenti (19, 2006)

HE'S HEATING UP!

Over the last 10 games, Kerrington Cross has been Cincinnati's best hitter. He is hitting .429 with five home runs, 14 RBI, 13 runs scored, and a .786 slugging percentage during that span.

Hitting at or near the top of Cincinnati's lineup the entire season, Cross has been a solid table setter for the hitters that follow him. He is tied for third in the league with 61 runs scored and ranks fifth with 42 walks. He can drive in runs regularly as well, ranking ninth in the Big 12 with 50 RBI.

No. 6 seed Kansas State

2-1 vs. Cincinnati (March 8-10); 3-0 at Houston (March 22-24); 1-2 vs. Texas (March 28-30); 1-2 at UCF (April 5-7); 0-3 at Oklahoma (April 12-14); 2-1 vs. Oklahoma State (April 19-21); 1-2 at TCU (April 26-27); 2-1 vs. Kansas (May 3-5); 1-2 at West Virginia (May 10-12); 2-1 vs. BYU (May 16-18)

No. 7 seed Kansas

2-1 vs. TCU (March 8-10); 1-2 at Cincinnati (March 15-17); 1-2 vs. UCF (March 22-23); 3-0 at BYU (March 28-29); 0-3 vs. West Virginia (April 5-7); 2-1 at Baylor (April 19-21); 3-0 vs. Texas Tech (April 26-28); 1-2 at Kansas State (May 3-5); 2-1 vs. Houston (May 10-12); 0-3 at Texas (May 16-18)

No. 8 seed UCF

0-3 at Oklahoma (March 9-10); 2-1 vs. Oklahoma State (March 15-17); 2-1 at Kansas (March 22-23); 2-1 vs. Texas Tech (March 28-30); 2-1 vs. Kansas State (April 5-7); 0-3 at West Virginia (April 12-14); 1-2 vs. Cincinnati (April 26-28); 2-0 at Houston (May 4-5); 1-2 vs. Texas (May 10-12); 2-1 at Baylor (May 16-18)

No. 9 seed TCU

1-2 at Kansas (March 8-10); 0-3 vs. Oklahoma (March 15-17); 1-2 at Oklahoma State (March 22-24); 3-0 vs. Houston (March 28-30); 0-3 at Cincinnati (April 5-7); 2-1 vs. Texas Tech, 2-1 (April 12-14); 1-2 at Texas (April 19-21); 2-1 vs. Kansas State (April 26-27); 3-0 at Baylor (May 3-5); 1-2 vs. West Virginia (May 16-17)

No. 10 seed Texas Tech

1-2 vs. Texas (March 8-10); 1-2 at Baylor (March 15-17); 2-1 vs. BYU (March 21-23); 1-2 at UCF (March 28-30); 3-0 vs. Houston (April 5-7); 1-2 at TCU (April 12-14); 3-0 vs. West Virginia (April 19-21); 0-3 at Kansas (April 26-28); 0-3 vs. Oklahoma (May 3-5); 0-2 at Oklahoma State (May 10-11)

Cross has reached base at least twice in 43 of Cincinnati's 54 games this season. His two-run home run in the bottom of the seventh of the series finale against TCU enacted the run-rule and capped Cincinnati's series sweep of the Horned Frogs. He also recorded the game-winning hit in the run-rule win vs. Eastern Kentucky.

CHRISTIAN MITCHELLE NAMED TO JOHN OLERUD TWO-WAY PLAYER OF THE YEAR AWARD WATCH LIST

Christian Mitchell of the University of Cincinnati baseball team has been named to the watch list for the John Olerud Two-Way Player of the Year Award, the College Baseball Foundation announced.

Mitchell has played in 39 games as a position player, making 25 starts primarily at shortstop, and is hitting .315 with 32 runs scored and 19 RBI. The Romeoville, Ill. native was outstanding vs. Houston, hitting .583 with a home run and four RBI across three games.

On the mound, Mitchell has pitched in 21

NOTES

games and sports a 3.86 ERA with a team-best six saves. He has been one of head coach Jordan Bischel's most-trusted weapons out of the bullpen, ranking third on the team in pitching appearances this season. He ranks sixth in the Big 12 in saves.

The John Olerud Two-Way Player of the Year Award is presented annually by the College Baseball Foundation to honor the nation's top combo pitcher-position player. Recent winners include Caden Grice (Clemson, 2023), Paul Skenes (Air Force, 2022), and Spencer Schwellenbach (Nebraska, 2021).

NATHAN TAYLOR SETTLING IN

Freshman Nathan Taylor has made 15 starts this year and has been one of the best pitchers on UC's staff. He is tied for the Big 12 lead with eight wins and is one of just three freshmen in the nation with eight wins. Taylor has a team-best 68 strikeouts as well. He struck out a season-high 10 in 5.1 innings vs. Illinois on Feb. 24 and his start against Kansas may have been his best one yet. Taylor struck out five in 6.0 scoreless frames vs. the Jayhawks on March 17.

Taylor is expected to start Tuesday's game vs. UCF, which would be his 16th start of the year. That would tie the single-season school record with four other pitchers: Steve Blevins (2006), B.J. Borsa (2002), Tony Cento (1999), and Keith Becker (1995).

CARSON MARSH STEPPING UP

A freshman reliever, Carson Marsh has made 22 appearances on the mound this season, second-most on the team. He made his first start of the year on April 16 vs. Xavier and his top performance of the year also came against the Musketeers on April 9 at Prasco Park. The freshman hurler struck out six in 4.0 scoreless innings that night.

Marsh has been lights out over his last four outings, which span 10.0 innings out of the bullpen. In that time, the freshman has a 0.90 ERA and 14 strikeouts and has allowed just two hits.

SINGLE-GAME SUPERLATIVES

- Six different players have had a multi-homer game this season: Landyn Vidourek, Josh Kross, Tommy O'Connor, Kameron Guidry, Lauden Brooks, and Kerrington Kross
- Cincinnati tied two major single-game program records during the SLU series. They slugged eight home runs in the series opener to tie the single-game school record, and they stole a record-tying 10 bases the next day.
- UC has drawn double-digit walks five times this season, including a high of 12 walks in games against Northern Illinois (March 2) and Western Illinois (March 12).
- The 20 hits against Kansas State on March 10 were the most for the Bearcats since tallying 20 hits against Xavier on March 21, 2021.
- Earlier this year, UC allowed one run combined in its final two games against Kansas. The last time they had allowed just one run combined

over a two-game stretch was April 19-20, 2013 when they posted 5-1 and 4-0 victories, respectively, against Villanova.

KAMERON GUIDRY'S SLUGGING STRETCH

For a three-game stretch earlier this season, nobody was hitting the ball better than Kameron Guidry.

He homered in three straight games (March 10 at Kansas State, March 12-13 vs. Western Illinois), hitting .462 with five home runs, 12 RBI, and seven runs scored over that stretch. The senior infielder hit two home runs at Kansas State in the series finale, two more against Western Illinois in the first game of that midweek series, and added another the next day vs. WIU.

TOMMY BOBA EARNS WEEKLY AWARDS FROM BIG 12 AND PERFECT GAME (MARCH 18-19)

Tommy Boba was named the Big 12 Pitcher of the Week on March 18 and the Perfect Game National Pitcher of the Week on March 19.

Boba was magnificent last week across two outings, one of which was a near no-hitter on Saturday vs. Kansas. Boba held the Jayhawks hitless through eight innings, finally surrendering his first hit of the day to the leadoff hitter in the top of the ninth. He struck out a career-best eight and retired 11 straight batters at one point from the end of the fourth inning to the beginning of the eighth. His start vs. KU is tied for the longest start by a Big 12 pitcher this season.

D1Baseball ranked the Top 100 pitching performances from this past weekend by game score, and Boba's mark of 86 was the highest in the country for this weekend's slate of games.

Earlier in the week, Boba struck out two in 1.1 innings against Western Illinois in midweek action.

JOSH KROSS - BIG 12 CO-NEWCOMER OF THE WEEK (MARCH 4)

Cincinnati earned its first weekly award as a member of the Big 12 Conference on March 4. Josh Kross was named Co-Newcomer of the Week thanks to his outstanding performances against Xavier, Oakland, and Northern Illinois.

The Brunswick, Ohio native was outstanding, hitting .455 and slugging .909 in six games while tallying three home runs and 11 RBI. He led Cincinnati in RBI and hits (11) and was tied for the team lead in home runs and runs scored (nine). He also reached base at least twice in five of six contests.

Kross opened the week by hitting his first home run as a Bearcat at Xavier on Feb. 27 and homered again in the next game vs. Oakland on Feb. 29. He saved his best performance for last, going 3-for-4 with a home run and career-high six RBI in the finale vs. Northern Illinois.

BISCHEL ERA BEGINS

Jordan Bischel became the 33rd head coach in Bearcat Baseball history on June 21, 2023.

Bischel comes to UC from Central Michigan, where he served as head coach for five seasons. He also spent four seasons as head coach of Northwood, an NCAA Division II program in Midland, Mich., and two seasons at the helm of NAIA program Midland University in Fremont, Neb.

As a head coach at the NCAA level he has nine winning seasons, eight conference championships, and three NCAA Regional appearances. Bischel's CMU squad advanced to the NCAA Tournament in 2019, 2021, and 2022.

BISCHEL BALL COMING TO UC

When asked what fans can expect from Cincinnati Baseball in 2024, Coach Bischel said that his team will play fast and play aggressive, which tracks with how his Central Michigan teams approached the game during his tenure there.

Last season, Bischel's Central Michigan squad ranked eighth in the country in stolen bases (133) and had three players with at least 20 stolen bases, including Christian Michelle, who transferred to UC this season.

NEW FACES

Cincinnati's 2024 roster features 21 new players, including 12 transfers and nine true freshmen.

Christian Michelle (Central Michigan), Hunter Jessee (Indiana), Michael Conte (Central Michigan), Ryan Insko (Central Michigan), Keegan Allen (West Virginia), Seth Logue (Kentucky), Joey Hurth (Indiana State), Luke Sefcik (Central Michigan), Will Murphy (DePauw), Josh Kross (Eastern Michigan), Dalton Pearson (Georgia State), and Marc Carney (Central Michigan) all join the Bearcats from previous institutions.

Gavin Ehrhardt (Avon, Ohio), Nathan Taylor (Amelia, Ohio), Noah Wicks (Arvada, Colo.), Charlie Niehaus (West Chester, Ohio), Joey Canzoni (Walton Hills, Ohio), Carson Marsh (West Chester, Ohio), Bradley Coulter (Taylorsville, Ky.), Drew Erdmann (Hudson, Ohio), and Carson French (West Chester, Ohio) are UC's true freshman.

WELCOME TO THE BIG 12

This will be Cincinnati's first baseball season in the Big 12, one of the premier baseball conferences in the country.

Four Big 12 baseball teams, No. 5 TCU, No. 16 Texas, No. 21 Texas Tech and No. 24 Kansas State, start the 2024 season in the D1Baseball Top 25. Six Big 12 programs were selected to the 2023 NCAA Division I Baseball Championship, with a Big 12 team reaching the Men's College World Series for the ninth consecutive tournament.

2024 BIG 12 CONFERENCE FINAL STANDINGS

SCHOOL	BIG 12	WIN%	OVERALL	WIN%	H	A	N	STK
Oklahoma	23-7	.767	34-18	.654	18-10	14-5	2-3	L1
Oklahoma State	20-9	.690	37-16	.698	21-5	13-10	3-1	W6
Texas	20-10	.667	35-20	.636	24-12	11-5	0-3	W4
West Virginia	19-11	.633	33-20	.623	17-6	14-14	2-0	W2
Cincinnati	17-13	.567	31-23	.574	18-8	10-15	3-0	W1
Kansas State	15-15	.500	31-22	.585	20-7	9-14	2-1	L1
Kansas	15-15	.500	29-21	.580	17-8	9-9	3-4	L3
UCF	14-15	.483	33-18	.647	21-9	12-9	0-0	W1
TCU	14-16	.467	31-19	.620	21-8	7-11	3-0	L2
Texas Tech	12-17	.414	31-24	.564	22-7	5-15	4-2	L1
Baylor	10-20	.333	22-31	.415	17-16	5-12	0-3	L1
Houston	7-22	.241	26-29	.473	20-13	5-14	1-2	L3
BYU	7-23	.233	21-31	.404	9-14	11-15	1-2	W1

MULTI-HIT GAMES

	2	3	4	5+	TOTAL
Kross, Josh	16	4	1	-	21
Cross, Kerrington	12	6	1	-	19
Brooks, Lauden	16	3	-	-	19
Hegemann, Josh	10	6	1	-	17
Mitchelle, Christian	12	2	1	-	15
O'Connor, Tommy	11	2	1	-	14
Jessee, Hunter	9	-	-	-	9
Vidourek, Landyn	7	2	-	-	9
Sefcik, Luke	6	2	-	-	8
Jones, Alec	3	1	-	-	4
Pearson, Dalton	4	-	-	-	4
Guidry, Kameron	1	1	-	-	2
Palmieri, Max	1	-	-	-	1

MULTI-RBI GAMES

	2	3	4	5+	TOTAL
Kross, Josh	9	7	1	2	19
Cross, Kerrington	6	7	2	-	15
O'Connor, Tommy	8	3	2	-	13
Jessee, Hunter	8	2	-	-	10
Vidourek, Landyn	9	-	1	-	10
Jones, Alec	7	1	-	-	8
Hegemann, Josh	5	1	1	-	7
Brooks, Lauden	2	2	-	1	5
Sefcik, Luke	5	-	-	-	5
Pearson, Dalton	4	1	-	-	5
Guidry, Kameron	1	1	1	1	4
Mitchelle, Christian	2	1	-	-	3
Palmieri, Max	-	1	-	-	1

HITTING STREAKS

	LONGEST	CURRENT
Vidourek, Landyn	6	6
Jessee, Hunter	10	4
Kross, Josh	9	3
Brooks, Lauden	12	2
Cross, Kerrington	8	2
O'Connor, Tommy	8	2
Hegemann, Josh	10	1
Jones, Alec	6	1
Guidry, Kameron	4	1
Mitchelle, Christian	7	-
Sefcik, Luke	6	-
Palmieri, Max	4	-
Pearson, Dalton	4	-
Harting, Cole	2	-
Klingenbeck, Kory	1	-

REACHED-BASE STREAKS

	LONGEST	CURRENT
Hegemann, Josh	22	22
Sefcik, Luke	10	10
Vidourek, Landyn	22	9
Mitchelle, Christian	11	8
Kross, Josh	24	6
Palmieri, Max	5	5
Jessee, Hunter	15	4
Jones, Alec	12	3
O'Connor, Tommy	19	2
Cross, Kerrington	18	2
Brooks, Lauden	15	2
Hegemann, Josh	22	1
Guidry, Kameron	4	1
Pearson, Dalton	11	-
Harting, Cole	6	-
Klingenbeck, Kory	3	-

THE LAST TIME

THE LAST TIME A BEARCATS PLAYER ...

Hit for the cycle.....	Anthony Snowell, May 7, 1999 vs. Saint Louis
Hit a grand slam.....	Josh Hegemann, May 17, 2024 vs. Oklahoma
Hit a walk-off home run.....	Kameron Guidry, April 11, 2023 vs. Miami (OH)
Hit a walk-off base hit.....	Cole Harting, April 2, 2023 vs. Wichita State
Walk-off RBI without a hit.....	Josh Hegemann, bases-loaded HBP; March 2, 2024 vs. Northern Illinois
Led off the game with a home run.....	Kerrington Cross, May 11, 2024 at BYU
Hit back-to-back home runs.....	O'Connor-Guidry, May 19, 2023 at Houston
Hit back-to-back-to-back home runs.....	Nicholson-Cross-Sponseller; May 19, 2022 vs UCF, 3rd inning
Hit two home runs in a game.....	Kerrington Cross, May 16, 2024 vs. Oklahoma, Game 2
Hit 3+ home runs in a game.....	Josh Kross, March 22, 2024 at Saint Louis
Hit a home run in two straight games.....	Josh Kross; May 16, 2024 Games 1 & 2 vs. Oklahoma
Hit a home run in three straight games.....	Alec Jones; April 30 at Ohio State; May 4 vs. West Virginia; May 5 vs. West Virginia
Hit an inside-the-park home run.....	Paul Komistek, February 29, 2020 vs. Oakland
Hit two doubles in a game.....	Kerrington Cross, April 17, 2024 vs. Xavier
Hit three doubles in a game.....	Jace Mercer, May 9, 2021 at Houston
Hit two triples in a game.....	Kerrington Cross, March 19, 2022 vs Saint Joseph's
Had four hits in a game.....	Kerrington Cross, May 11, 2024 at BYU
Had five hits in a game.....	Paul Komistek, Feb. 19, 2022 at FGCU
Had 6+ hits in a game.....	Cole Harting, 6; March 20, 2021 at Xavier
Had four RBIs.....	Josh Hegemann, May 17, 2024 vs. Oklahoma
Had five RBIs.....	Kameron Guidry, March 10, 2024 at Kansas State
Had 6+ RBIs.....	Lauden Brooks; 6; May 11, 2024 at BYU
Scored three runs.....	Kerrington Cross, May 11, 2024 at BYU
Scored four runs.....	Lauden Brooks, March 23, 2024 at Saint Louis
Scored 5+ runs.....	Jace Mercer, 5; February 28, 2020 vs Oakland
Stole 3+ bases.....	Lauden Brooks, 3, vs. Butler, March 26, 2023, Game 2
Walked three times.....	Hunter Jessee, May 9, 2024 at BYU
Walked four times.....	Josh Hegemann, vs. Butler, March 26, 2023, Game 2
Hit by a pitch twice.....	Josh Kross, May 4, 2024 vs. West Virginia
Had 15+ putouts.....	Ryan Nicholson - 1B, 15; April 1, 2023 vs. Wichita State
Has 20+ putouts.....	Ryan Noda - 1B, 21; April 12, 2015 vs. Memphis
Had 8+ assists.....	Kameron Guidry - SS, 8; May 24, 2022 vs. Tulane
Had 10+ assists.....	Sean Springer - 2B, 11; May 6, 2023 vs. ECU
Threw a complete game.....	Nathan Taylor, April 7, 2024 vs. TCU (7 innings)/Beau Keathley, May 24, 2022 vs. Tulane (9 innings)
Threw a complete-game shutout.....	Dylan Brosky, March 4, 2023 vs. North Alabama (7 innings)/J.T. Perez; April 20, 2018 vs #24 UConn
Threw a complete game in back-to-back appearances.....	Tristan Hammans; April 14/21, 2015 vs. Xavier/Louisville
Two Bearcats threw consecutive complete games.....	Walker/Walsh; April 9/11, 2014, vs. Miami (OH)/UConn
Three Bearcats threw consecutive complete games.....	Orndorff/Zellner/Perez; May 8/13/14, 2016, vs. UCF/ Houston
Threw 10 or more strikeouts.....	Nathan Taylor, 10; February 24, 2024 vs. Illinois
Pitched more than 9 innings in a game.....	B.J. Borsa, 9.2; May 18, 2002 vs. Saint Louis
Struck out four batters in an inning.....	Tony Cento; May 7, 1999 vs. Saint Louis
Threw a no-hitter.....	Chris Murphy; April 15, 1995 vs IUPUI

THE LAST TIME UC ...

Had 15-19 hits.....	16 at UCF, April 28, 2024
Had 20+ hits.....	20 at Kansas State, March 10, 2024
Scored 10-14 runs.....	10 vs. Oklahoma, May 17, 2024
Scored 15-19 runs.....	13 at Kansas State, March 10, 2024
Scored 20+ runs.....	22 at Xavier, March 20, 2021
Scored 10+ runs in one inning.....	10 runs, 6th inning vs. Oakland, March 19, 2006
Hit 5+ doubles.....	7 vs. Northern Illinois, March 1, 2024
Hit 3+ triples.....	3 vs. Miami, April 10, 2019
Hit three home runs.....	Game 1 vs. Oklahoma, May 16, 2024
Hit four home runs.....	at BYU, May 11, 2024
Hit 5+ home runs.....	8 at Saint Louis, March 22, 2024
Hit two grand slams.....	Kameron Guidry & Kory Klingenberg; at Xavier March 22, 2023
Stole five bases.....	5, vs. TCU, April 6, 2024
Stole six bases.....	6, vs. Northern Illinois, March 3, 2024
Stole 7+ bases.....	10, at Saint Louis, March 23, 2024
Played 10 innings.....	at #21 Oklahoma State, April 12, 2024
Played 11 innings.....	at Tulane, May 6, 2022
Played 12+ innings.....	12, at Kansas State, March 10, 2024
Swept a 3-game series.....	at BYU, May 9-11, 2024
Was swept in a 3-game series.....	at #21 Oklahoma State, April 12-14, 2024
Swept a 4-game series.....	vs. North Alabama, March 3-5, 2023
Was swept in a 4-game series.....	at #11 ECU, April 1-3, 2021
Swept a double-header.....	vs. North Alabama, March 5, 2023
Was swept in a double-header.....	at Jacksonville, February 16, 2024
Turned a triple play.....	8-6-3; at Miami, May 7, 2019

2024 CINCINNATI BASEBALL

ROSTER

NUMERICAL

#	NAME	YR.	POS.	B/T	HT.	WT.	HOMETOWN/HIGH SCHOOL/PREVIOUS SCHOOL
0	Alec Jones	R-Sr	C	R/R	6-0	195	Poway, Calif./Rancho Bernardo/Oral Roberts
2	Kerrington Cross	R-Jr.	UTL	R/R	6-1	215	Brownsburg, Ind./Brownsburg
3	Christian Mitchelle	So.	INF/RHP	R/R	6-0	200	Romeoville, Ill./ Plainfield East/Central Michigan
4	Sean Springer	R-Jr.	INF	L/R	5-10	175	Strongsville, Ohio/Holy Name
5	Hunter Jessee	Gr.	OF	L/L	6-0	190	South Lebanon, Ohio/Kings/Indiana
6	Max Palmieri	R-Sr.	INF	R/R	5-9	180	Maineville, Ohio/Kings/Lincoln Trail
7	Gavin Ehrhardt	Fr.	OF	L/L	5-11	210	Avon, Ohio/Avon
8	Lauden Brooks	Jr.	INF	R/R	5-10	190	Cincinnati, Ohio/McNicholas/Texas Tech
9	Kameron Guidry	R-Sr.	INF	R/R	5-11	182	Snellville, Ga./Redan/Georgia
10	Cole Harting	Sr.	OF	R/R	5-11	210	West Chester, Ohio/Mason
11	Nathan Taylor	Fr.	RHP	L/R	6-4	220	Amelia, Ohio/West Clermont
13	Noah Wicks	Fr.	C	L/R	5-11	186	Arvada, Colo./Golden
14	Landyn Vidourek	So.	OF	L/R	6-2	188	Hamilton, Ohio/Badin
15	Kory Klingenbeck	R-Jr.	C	S/R	5-10	207	Cincinnati, Ohio/Elder/Walters State
16	Michael Conte	Jr.	RHP	R/R	6-3	212	Cincinnati, Ohio/Walnut Hills/Central Michigan
17	Ryan Insko	R-Sr.	RHP	R/R	6-0	180	Kirkwood, Mo./St. John Vianney/Central Michigan
18	Max Bergmann	Sr.	RHP	R/R	6-3	205	Georgetown, Ind./St. Xavier
19	Charlie Niehaus	Fr.	INF	R/R	5-10	170	West Chester, Ohio/Archbishop Moeller
20	Keegan Allen	Jr.	RHP	R/R	6-0	185	Rogers, Ark/Bentonville/West Virginia
21	Shawn Parnell	R-Fr.	RHP	S/R	5-10	200	Akron, Ohio/Archbishop Hoban
22	Josh Hegemann	Sr.	OF	L/L	6-1	180	Liberty Township, Ohio/Badin
23	Kyle Schupmann	So.	INF	R/R	6-1	200	Geneva, Ill./Luther Prep
24	Carter Earls	Jr.	LHP	L/L	6-4	231	Middletown, Ohio/Bishop Fenwick
25	Joey Canzoni	Fr.	INF	R/R	5-11	195	Walton Hills, Ohio/Walsh Jesuit
26	Chase Horst	So.	LHP	L/L	5-11	183	Lititz, Pa./P27 Academy
27	Seth Logue	Sr.	RHP	R/R	6-1	190	Mason, Ohio/Archbishop Moeller/Kentucky
28	Griffin Hugus	So.	RHP/UTL	L/R	6-2	205	Wellington, Fla./Cardinal Newman
29	Carson Marsh	Fr.	RHP	R/R	5-10	170	West Chester, Ohio/Archbishop Moeller
30	Joey Hurth	Jr.	RHP	R/R	6-3	217	Hopkins, Minn./Hopkins/Indiana State
31	Luke Sefcik	R-So.	INF	R/R	5-10	185	Palos Heights, Ill./Marist/Central Michigan
32	Tommy Boba	So.	RHP	R/R	6-2	206	Wheaton, Ill./Wheaton Warrenville South
33	Bradley Coulter	Fr.	RHP	R/R	6-2	187	Taylorsville, Ky./Spencer County
35	Will Murphy	R-Fr.	RHP	R/R	5-10	185	Morrow, Ohio/Cincinnati Hills Academy/DePauw
40	Drew Erdmann	Fr.	RHP	R/R	6-4	220	Hudson, Ohio/Walsh Jesuit
41	Josh Kross	Jr.	1B/C	S/R	6-2	226	Brunswick, Ohio/Brunswick/Eastern Michigan
42	Dalton Pearson	Sr.	OF	R/R	5-10	193	Johns Creek, Ga./Johns Creek/Georgia State
43	Marc Carney	Sr.	C	R/R	6-4	242	Highland, Mich./Milford/Central Michigan
44	Tommy O'Connor	Jr.	1B	L/L	6-4	230	Martinsville, Ind./Mooresville
45	Brenden Garula	So.	LHP	R/L	6-0	190	Mason, Ohio/Mason
46	Carson French	Fr.	RHP	R/R	6-1	213	West Chester, Ohio/Lakota East
77	Alex Shea	R-Sr.	LHP	L/L	6-4	212	Union, Ky./St. Henry

ALPHABETICAL

#	NAME	POS.
20	Keegan Allen	RHP
18	Max Bergmann	RHP
32	Tommy Boba	RHP
8	Lauden Brooks	INF
25	Joey Canzoni	INF
43	Marc Carney	C
16	Michael Conte	P
33	Bradley Coulter	RHP
2	Kerrington Cross	UTL
24	Carter Earls	LHP
7	Gavin Ehrhardt	OF
40	Drew Erdmann	RHP
46	Carson French	RHP
45	Brenden Garula	LHP
9	Kameron Guidry	INF
10	Cole Harting	OF
22	Josh Hegemann	OF
26	Chase Horst	LHP
28	Griffin Hugus	RHP/UTL
30	Joey Hurth	RHP
17	Ryan Insko	RHP
5	Hunter Jessee	OF
0	Alec Jones	C
15	Kory Klingenbeck	C
41	Josh Kross	C/INF
27	Seth Logue	RHP
29	Carson Marsh	RHP
3	Christian Mitchelle	INF
35	Will Murphy	RHP
19	Charlie Niehaus	INF
44	Tommy O'Connor	1B
6	Max Palmieri	INF
21	Shawn Parnell	RHP
42	Dalton Pearson	OF
23	Kyle Schupmann	INF
31	Luke Sefcik	INF
77	Alex Shea	LHP
4	Sean Springer	INF
11	Nathan Taylor	RHP
14	Landyn Vidourek	RHP/UTL
13	Noah Wicks	C

COACHING STAFF

Jordan Bischel - Head Coach (1st Season)
Josh Reynolds- Assistant Coach (1st Season)
Kyle Pettoruto- Assistant Coach (1st Season)
Tom Winske- Assistant Coach (1st Season)

SUPPORT STAFF

Kyle Schroeder - Director of Program Development (1st Season)
Tyler Dellerman - Director of Video (1st Season)
Tayler Sheriff- Director of Pitching Development (1st Season)
Zach Malecki- Athletic Trainer

PRONUNCIATIONS

Max PALMIERI: Paul-MERRY
Gavin EHRHARDT: AIR-heart
LAUDEN Brooks: LAO-den (like 'ow')
Kameron GUIDRY: GID-ree.
Ryan INSCO: IN-sko
Landyn VIDOUREK: VID-er-rick
Michael CONTE: CON-tee

Luke SEFCIK: SEF-sick
Charlie NIEHAUS: KNEE-house
Kyle SCHUPMANN: SHUP-man (like 'shut')
Griffin HUGUS: HEW-gus
Drew ERDMANN: ERD-men
Josh HEGEMANN: HEG-ah-man

Jordan BISCHEL: BISH-uhl

ROSTER BY POSITION

RHP.....16
INF.....11
LHP.....5
OF.....5
C.....5
UTIL.....3


ROSTER BY CLASS

Freshmen.....9
Redshirt Freshmen.....1
Sophomores.....7
Redshirt Sophomores.....1
Juniors.....7
Redshirt Juniors.....3
Seniors.....6
Redshirt Seniors.....5
Graduates.....1

ROSTER BY STATE

Ohio.....21
Illinois.....4
Indiana.....3
Kentucky.....2
Arkansas.....1
California.....1
Colorado.....1
Florida.....1
Georgia.....1
Minnesota.....1
Missouri.....1
Pennsylvania.....1

TV HEADSHOT CHART




ALEC JONES
C • R/R • Poway, Calif.



KERRINGTON CROSS
UTL • R/R • Brownsburg, Ind.




CHRISTIAN MITCHELLE
INF/RHP • R/R • Romeoville, Ill.



SEAN SPRINGER
INF • L/R • Strongsville, Ohio



HUNTER JESSEE
OF • L/L • South Lebanon, Ohio



MAX PALMIERI
INF • L/R • Maineville, Ohio



GAVIN EHRHARDT
OF • L/L • Avon, Ohio



LAUDEN BROOKS
INF • R/R • Cincinnati, Ohio



KAMERON GUIDRY
INF • R/R • Snellville, Ga.



COLE HARTING
OF • R/R • West Chester, Ohio




NATHAN TAYLOR
RHP • R/R • Amelia, Ohio




NOAH WICKS
C • L/R • Arvada, Colo.



LANDYN VIDOUREK
RHP/UTL • L/R • Hamilton, Ohio



KORY KLINGENBECK
C • S/R • Cincinnati, Ohio



MICHAEL CONTE
RHP • R/R • Cincinnati, Ohio



RYAN INSKO
RHP • R/R • Kirkwood, Mo.



MAX BERGMANN
RHP • R/R • Georgetown, Ind.



CHARLIE NIEHAUS
INF • R/R • West Chester, Ohio




KEEGAN ALLEN
RHP • R/R • Rogers, Ark.




SHAWN PARNELL
RHP • S/R • Akron, Ohio



JOSH HEGEMANN
OF • L/L • Liberty Township, Ohio



KYLE SCHUPMANN
INF • R/R • Geneva, Ill.



CARTER EARLS
LHP • L/L • Middletown, Ohio



JOEY CANZONI
INF • R/R • Walton Hills, Ohio




CHASE HORST
LHP • L/L • Lititz, Pa.




SETH LOGUE
RHP • R/R • Mason, Ohio



GRIFFIN HUGUS
UTL/RHP • L/R • Wellington, Fla.




CARSON MARSH
RHP • R/R • West Chester, Ohio



JOEY HURTH
RHP • R/R • Hopkins, Minn.




LUKE SEFCIK
INF • R/R • Palos Heights, Ill.




TOMMY BOBA
RHP • R/R • Wheaton, Ill.



BRADLEY COULTER
RHP • R/R • Taylorsville, Ky.



WILL MURPHY
RHP • R/R • Morrow, Ohio



DREW ERDMANN
RHP • R/R • Hudson, Ohio



JOSH KROSS
1B/C • S/R • Brunswick, Ohio




DALTON PEARSON
OF • R/R • Johns Creek, Ga.



MARC CARNEY
C • R/R • Highland, Mich.




TOMMY O'CONNOR
LHP/1B • L/L • Martinsville, Ind.



BRENDEN GARULA
LHP • R/L • Mason, Ohio



CARSON FRENCH
RHP • R/R • West Chester, Ohio



ALEX SHEA
LHP • L/L • Union, Ky.

COACHING STAFF



JORDAN BISCHEL
HEAD COACH • 1ST SEASON



JOSH REYNOLDS
PITCHING COACH / RECRUITING



KYLE PETTORUTO
HITTING COACH / INFELDERS



TOM WISKE
VOLUNTEER ASSISTANT / OUTFELDERS

HEAD COACH JORDAN BISCHEL



34

JORDAN BISCHEL • HEAD COACH • FIRST SEASON • ST. NORBERT '03

UC Director of Athletics John Cunningham announced on June 18, 2023 the hire of Jordan Bischel as the 33rd head coach in program history.

The Green Bay, Wis., native comes to UC from Central Michigan, where he served as head coach for five seasons. He also spent four seasons as head coach of Northwood, an NCAA Division II program in Midland, Mich., and two seasons at the helm of NAIA program Midland University in Fremont, Neb.

Overall, he has a 345-179 record (.660) as an NCAA coach, including nine winning seasons and eight conference championships (four at Central Michigan, four at Northwood).

Bischel led the Chippewas to four Mid-American Conference (MAC) championships -- two regular season and two tournament -- and three NCAA Regionals. The Chippewas went 177-80 (.689) during Bischel's tenure.

In five seasons as head coach at CMU, Bischel had a 102-32 MAC record and posted three consecutive 40-win full seasons for the first time since 1986-88. Bischel's teams won a combined 132 games in 2019, '21 and '22, marking the winningest three-year stretch in program history.

Bischel's CMU teams went a combined 31-8 against the five other Michigan Division I programs, Michigan, Michigan State, Eastern Michigan, Western Michigan and Oakland, and Bischel led his Chippewas to 12 victories over opponents from Power 5 conferences.

In 2022, the Chippewas finished 43-19, including 30-7 and in second place in the MAC. They made a remarkable run to the league tournament crown, starting 1-1 and then winning three consecutive elimination games, the final two against host and regular season champion Ball State.

That put the Chippewas in the NCAA Tournament for the third straight season, where they went 1-2 and bowed to No. 13-ranked Florida in the Gators' home stadium in Gainesville.

The Chippewas posted a 42-18 ledger in 2021, capped by a 2-2 finish in the NCAA Regional in South Bend, Ind. The Chippewas were the No. 4 seed in the four-team tournament and posted victories over No. 2 Michigan and No. 3 UConn.

Bischel electrified CMU baseball from the word go in 2019, leading it to its first MAC Tournament championship and its first NCAA Tournament berth since 1995. The 2019 squad posted a 47-14 mark -- an 18-win improvement over the 2018 squad -- and a dramatic 6-5 victory over Miami (Fla.) in an NCAA Regional game in Starkville, Miss. It was CMU's first NCAA Tournament victory since 1988.

The Chippewas earned their first MAC regular season title since 2015, tied the program record for victories in a season (47), and its .770-win percentage was fifth best in the nation.

Prior to his time at CMU, Bischel was the head coach of Northwood from 2014 to 2018. The Timberwolves posted a combined 137-76 record and won two Great Lakes Intercollegiate Athletic Conference (GLIAC) Championships as well as two GLIAC Tournament titles. Over his last two seasons, Northwood won 84 games -- the best two-year stretch prior to Bischel's arrival featured 55 wins (1989-90).

Before Northwood, Bischel coached at Midland University in Fremont, Neb., for two seasons, leading the Warriors to a combined 74-45 record. In his first year at Midland, the Warriors won 31 games.

Bischel also coached in the Northwoods League for five seasons, four with the Green Bay Bullfrogs and one with the Wisconsin Woodchucks. He also served as the pitching coach for three seasons at Northwest Missouri State and was an assistant coach at John Carroll and at St. Norbert College in Wisconsin.

Bischel was an academic all-conference first baseman and pitcher at St. Norbert from 2000 to 2003. He earned all-conference honors and served as the team captain as a senior.

Bischel and his wife Katie have three sons, twins Luke and Parker, and Chase.



THE BISCHEL FILE

Hometown: Green Bay, Wisconsin

Wife: Kate

Children: Luke, Parker, Chase

Education: St. Norbert '03

Playing Career: St. Norbert - 2000-03 (First base/Pitcher)

COACHING CAREER

YEAR	SCHOOL	POSITION
2004-06	St. Norbert	Assistant Coach
2007-09	John Carroll	Assistant Coach
2010-12	Northwest Missouri State	Assistant Coach
2013-14	Midland	Head Coach
2015-18	Northwood	Head Coach
2018-23	Central Michigan	Head Coach
2024-Present	Cincinnati	Head Coach

CAREER ACCOMPLISHMENTS

- MAC Coach of the Year (2019, 2021)
- GLIAC Coach of the Year (2017, 2018)

CHAMPIONSHIPS

- MAC Tournament Championship (2019, 2022)
- MAC Regular Season Championship (2019, 2021)
- GLIAC Tournament Championships (2017, 2018)
- GLIAC Regular Season Championship (2017, 2018)
- GPAC Tournament Championship (2014)

NCAA DIVISION I TOURNAMENT APPEARANCES

- 2022 NCAA Regional (Gainesville, Fla.); 1-2
- 2021 NCAA Regional (South Bend, Ind.); 2-2
- 2019 NCAA Regional (Starkville, Miss.); 1-2

BISCHEL YEAR-BY-YEAR RECORD

OVERALL					CONFERENCE				
YEAR	SCHOOL	W	L	PCT	W	L	PCT	FINISH	POSTSEASON
2013	Midland	31	26	.544	9	11	.450	6th	NAIA Opening Round
2014	Midland	43	19	.693	16	4	.800	3rd	NAIA Opening Round
MIDLAND TOTALS		74	45	.622	25	15	.625		1-4
YEAR	SCHOOL	W	L	PCT	W	L	PCT	FINISH	POSTSEASON
2015	Northwood	28	23	.549	20	12	.625	3rd	
2016	Northwood	25	24	.510	14	16	.467	3rd	
2017	Northwood	46	13	.780	26	6	.813	1st	NCAA Midwest Regional
2018	Northwood	28	16	.636	21	7	.750	1st	NCAA Tournament Qualifier
NORTHWOOD TOTALS		137	76	.643	81	41	.664		3-4
YEAR	SCHOOL	W	L	PCT	W	L	PCT	FINISH	POSTSEASON
2019	CMU	47	14	.770	22	5	.815	1st*	NCAA Regional
2020	CMU	11	6	.647	0	0	.000	N/A	
2021	CMU	41	18	.694	31	9	.775	1st	NCAA Regional
2022	CMU	43	19	.693	30	7	.811	2nd*	NCAA Regional
2023	CMU	34	23	.596	19	11	.633	3rd	
CMU TOTALS		177	80	.688	101	32	.759		4-6
YEAR	SCHOOL	W	L	PCT	W	L	PCT	FINISH	POSTSEASON
2024	Cincinnati	31	23	.574	17	13	.567		
CINCINNATI TOTALS		31	23	.574	17	13	.567		
NCAA CAREER TOTALS		345	179	.660	224	101	.693		8-14

ASSISTANT COACHES

13

**JOSH REYNOLDS**

PITCHING COACH / ASSISTANT COACH

University of Cincinnati head baseball coach Jordan Bischel announced on July 11, 2023 the hire of Josh Reynolds as assistant coach and pitching coach.

With more than 20 years of college and professional baseball experience as a player and coach, Reynolds will oversee the pitching efforts of Bearcats baseball. He recently served as Colorado Scouting Director for Prep Baseball Report from 2022 to 2023.

Prior to that, Reynolds coached at Northwestern where he oversaw the Wildcats' pitching staff and took a lead role in Northwestern's recruiting efforts (2016-22). He was named interim head coach in May of 2021.

Reynolds came to Northwestern after serving as an assistant coach at Kansas State from 2011 to 2015. He helped the Wildcats reach the NCAA Tournament twice in five years, while also securing the 2013 Big 12 Championship.

Prior to joining the coaching staff in Manhattan, Reynolds worked as an assistant coach at Evansville for the 2009 and 2010 seasons. He also had successful stints as a graduate manager and a volunteer at KSU, and as an assistant at Northeast Texas Community College.

Reynolds pitched for a Division II powerhouse Central Missouri from 1998 to 2000. He set the UCM record for career wins with 34 in three seasons, while helping Mules to Division II College World Series appearances in 1998 and 2000.

Reynolds was selected in the third round of the Major League Baseball Draft by the New York Mets in 2000. He also spent time in the Boston Red Sox and San Diego Padres organizations before transitioning to coaching in 2004.

9

**KYLE PETTORUTO**

ASSISTANT COACH / RECRUITING COORDINATOR

University of Cincinnati head baseball coach Jordan Bischel announced on July 11, 2023 the hire of Kyle Pettoruto as assistant coach and recruiting coordinator.

Pettoruto comes to UC following a four-year stint as the hitting coach/assistant coach for Rutgers University (2020-23). He will oversee the recruiting efforts of Bearcats baseball and will instruct infield play and assist in all areas of the offense.

Pettoruto recently led Rutgers to back-to-back top-5 league finishes, rebuilding a program that had not finished better than 10th in its entire Big Ten history prior to his arrival. The Scarlet Knights went 77-38 (.670) overall and 31-17 (.646) in the Big Ten over the previous two seasons.

Under Pettoruto's guidance in 2022, Rutgers had one of the most prolific lineups in all of college baseball. The Scarlet Knights led the country with 9.6 runs per game and were top-5 nationally in runs (565) and doubles (147). In addition, the 2022 recruiting class was ranked No. 25 by D1Baseball.com and Top 35 by Baseball America.

Prior to his time at Rutgers, Pettoruto spent six seasons at Bryant and was a part of six straight Northeast Conference regular season championships and two NCAA Tournament appearances.

He played a role in producing 40 All-NEC selections, 46 All-New England selections, six ABCA All-Northeast selections, two NEC and New England Players of the Year, four NEC Rookies of the Year, two New England Rookies of the Year, one Collegiate Baseball Freshman Player of the Year and four Freshman All-Americans in his six seasons at Bryant.

Prior to Bryant, Pettoruto worked as an assistant coach with the North Shore Navigators in the Futures Collegiate Baseball League in the summer of the 2012. Following the summer, Pettoruto was hired as an assistant coach at Merrimack. He worked with the outfielders and the hitters, helping the Warriors set a school record for wins in the spring of 2013.

Pettoruto was a four-year letterwinner at the University of New Haven and helped the Chargers earn a spot in the 2010 NCAA Tournament. He also played for the Joplin Outlaws of the MINK League and the Rome Thunderbolts during the summer.

40

**TOM WISKE**

ASSISTANT COACH

University of Cincinnati head baseball coach Jordan Bischel announced on July 11, 2023 the hire of Tom Winske as assistant coach.

Winske resumes his longtime affiliation with Bischel when the latter was named to lead the Cincinnati baseball program. He will work with the Bearcat catchers and outfielders as well as oversee bunting and baserunning.

Winske comes to Cincinnati from Central Michigan, where he served as a volunteer assistant coach from 2019 to 2023. He combined with Bischel to lead the Chippewas to four Mid-American Conference (MAC) championships -- two regular season and two tournament -- and three NCAA Tournament berths.

With Winske on the coaching staff, the Chippewas compiled an 102-32 MAC record and posted three consecutive 40-win full seasons for the first time since 1986-88. They won a combined 132 games in 2019, '21 and '22, marking the winningest three-year stretch in program history.

Winske came to CMU after a highly successful two-decade run as the head coach at NCAA Division III St. Norbert College in De Pere, Wis. He amassed a 444-287-1 career mark from 1999 to 2018 and is the Midwest Conference's all-time leader in both conference and overall wins.

Winske was named the Midwest Conference North Division Coach of the Year nine times in his 20 years at St. Norbert and led the Green Knights to four conference championships and five NCAA Tournament berths. His 2017 team won 30 games, the most victories in a season by any men's athletics team in St. Norbert history.

Bischel, a pitcher, played for Winske at St. Norbert from 2000 to 2003 and served as an assistant under his mentor from 2007-09.

SUPPORT STAFF

**TAYLOR SHERIFF**

DIRECTOR OF PITCHING DEVELOPMENT

Sheriff comes to UC from Western Illinois where he served as interim head coach of the baseball program for the 2023 season. He was the pitching coach and recruiting coordinator during the 2022 season, which was his first with the program.

In his first season, the Leathernecks saw an improvement in overall wins, Summit League victories and conference finish. Western Illinois also had improvements in nearly every major statistical category.

Prior to joining Western Illinois, Sheriff spent three years working for the baseball program at Spalding University as a pitching coach and recruiting coordinator. He oversaw three pitchers who were named All-SLIAC in 2019.

In 2017-18, Sheriff contributed as a volunteer assistant coach at Indiana University of Pennsylvania. Prior to that, he worked nearby at Penn State - New Kensington as an assistant coach.

Since 2014, Sheriff has spent his summer days functioning as a general manager and head coach for Paul Carpenter Capital Advisors AAABA Baseball in his home state of Pennsylvania. He started his coaching career in 2015 with United High School in Armagh, Pa

**KYLE SCHROEDER**

DIRECTOR OF PROGRAM DEVELOPMENT

Schroeder rejoins Bischel as the Bearcats director of program development. He comes to UC following a four-year stint as assistant coach at Central Michigan.

Schroeder played a major role in helping lead CMU to four Mid-American Conference championships -- two regular season and two tournament -- and three NCAA Tournament berths.

He previously served under Bischel for four years at Northwood University, where they combined to lead the program to unprecedented success, capped by back-to-back Great Lakes Intercollegiate Athletic Conference regular season and tournament championships in 2017 and 2018.

Prior to his four years at Northwood, Schroeder served as an assistant under Bischel at Midland University in 2013-14. Together, they led Midland to a league championship and an appearance in the NAIA National Tournament.

Schroeder began his coaching career as an assistant in 2008 at Luther College, worked as a graduate assistant at Northwest Missouri State and served as an assistant with the Green Bay Bullfrogs of the Northwoods League.

As a player at Luther from 2004 to 2007, Schroeder led the Norse to Iowa Intercollegiate Athletic Conference regular season and tournament championships during his senior year. He was named the 2007 IIAC Most Valuable Player and remains the program leader in several offensive categories, including career home runs (30) and career RBI (172).

Schroeder earned a bachelor's degree from Luther and a master's from Northwest Missouri State.


**TYLER DELLERMAN**

DIRECTOR OF OPERATIONS

**ZACH MALECKI**

ASSOCIATE ATHLETIC TRAINER

HITTER NOTES



#0 ALEC JONES

R/R • 6-0 • 195

POSITION: **CATCHER**CLASS: **RS-SENIOR**HOMETOWN: **POWAY, CALIF.**HIGH SCHOOL: **RANCHO BERNARDO**PREVIOUS: **ORAL ROBERTS**

NOTES

2024: Has started 29 games at catcher...Apr 30-May 11 had a stretch of homering four times in five games....Drove in game-winning run in 1-0 victory vs. Kansas...Tied career high with three hits in finale at K-State...Walked twice and tallied two RBI vs. Akron...Hit first home run of the year vs. Oakland.

Previous: Transferred to UC after two years at Oral Roberts; also spent a year at Palomar College...2021 All-Summit League First Team...Earned spot on AAC weekly honor roll on March 6, 2023 after batting .571 with a homer, three RBI and two walks in three games against North Alabama

Personal: Has an older brother, Connor, who was a left-handed pitcher, causing Alec to become a catcher...Loves the ocean and used to surf nearly every morning in San Diego...Majoring in biological sciences

SEASON HIGHS

3 at Kansas State (3/10/24)
1, last at Oklahoma State (4/12/24)
-
1, last at BYU (5/11/24)
5, last at BYU (5/11/24)
3 vs. West Virginia (5/5/24)
2, last at BYU (5/11/24)
2 vs. Akron (3/6/24)
1, last vs. West Virginia (5/4/24)
6 at Kansas State (3/10/24)
1, last at Saint Louis (3/23/24)

CAREER HIGHS

H 4, last vs. South Dakota State (5/19/22)
2B 2, last vs. Tulane (4/22/23)
3B 1, last vs. Central Arkansas (3/15/22)
HR 1, last at BYU (5/11/24)
TB 7 at Omaha (5/15/21)
RBI 5 vs. Butler (3/25/23)
R 3 vs. Butler (3/25/23)
BB 3 at Memphis (4/8/23)
HBP 2, last vs. Little Rock (3/16/22)
AB 6, last at Kansas State (3/10/24)
SB 2 at Memphis (4/8/23)

YEAR	AVG	GP-GS	AB	R	H	2B	3B	HR	RBI	TB	SLG%	OB%	BB	HBP	SB
2021 (ORU)	.337	35-30	98	23	33	7	1	5	25	57	.582	.412	12	2	0
2022 (ORU)	.176	44-37	119	19	21	4	1	3	21	36	.303	.296	16	5	0
2023	.278	46-39	151	27	42	7	0	7	30	70	.464	.396	24	6	7
2024	.239	37-29	109	18	26	3	0	6	24	47	.431	.314	9	3	2
Career	.256	162-135	477	87	122	21	2	21	100	210	.440	.356	61	16	9



#2 KERRINGTON CROSS

R/R • 6-1 • 215

POSITION: **INF/OF**CLASS: **RS-JUNIOR**HOMETOWN: **BROWNSBURG, IND.**HIGH SCHOOL: **BROWNSBURG**

NOTES

2024: Honorable Mention All-Big 12...Has started all 54 games, 53 at 3B and 1 at DH...Has reached base at least twice in 42 of UC's 54 games...Tied for third in the Big 12 with 61 runs scored, ranks fifth in walks (42) and tied for ninth in RBI (50)...Hitting .410 with five home runs and 14 RBI over the last 10 games...Homered twice in game two vs. Oklahoma...Has led off games with home runs twice (at Oklahoma State, at BYU)...Hit game-winning two-run homer to complete run-rule win vs. TCU in series finale...Career-high three hits on four occasions...Nine games with at least two walks.

Previous: 2023 Second Team All-American Athletic Conference...Led UC in runs scored (49), walks (30), and stolen bases (14) last season...Earned National POTW honors from Collegiate Baseball last year after hitting four home runs in UC's series against UCF...Led AAC in triples (5) in 2022.

Personal: Born in Honolulu, Hawaii...Majoring in chemical engineering.

SEASON HIGHS

4 at BYU (5/11/24)
2, last vs. Xavier (4/17/24)
1, last vs. Western Illinois (3/12/24)
2 vs. Oklahoma (5/16/24)
7, last at BYU (5/11/24)
4, last vs. TCU (4/7/24)
4, last vs. Akron (3/6/24)
3 vs. Northern Illinois (3/2/24)
1, last at Oklahoma State (4/14/24)
6 at BYU (5/9/24)
2, last vs. Western Illinois (3/13/24)

CAREER HIGHS

H 4 at BYU (5/11/24)
2B 2, last vs. Xavier (4/17/24)
3B 2 vs. St. Joseph's (3/19/22)
HR 2, last vs. Oklahoma (5/16/24)
TB 8, last vs. UCF (5/13/23)
RBI 5 vs. Indiana (4/19/23)
R 4, last vs. Akron (3/6/24)
BB 3, last vs. Northern Illinois (3/2/24)
HBP 1, last at Oklahoma State (4/14/24)
AB 6, last at BYU (5/9/24)
SB 2, last vs. Western Illinois (3/13/23)

YEAR	AVG	GP-GS	AB	R	H	2B	3B	HR	RBI	TB	SLG%	OB%	BB	HBP	SB
2022	.291	52-50	196	44	57	9	5	9	30	103	.526	.386	28	3	17
2023	.262	54-48	191	49	50	10	1	9	37	89	.466	.367	30	3	14
2024	.325	54-54	209	61	68	10	2	10	50	112	.536	.452	42	8	15
Career	.294	160-152	596	154	175	29	8	28	117	304	.510	.404	100	14	46



#3 CHRISTIAN MITCHELLE

R/R • 6-0 • 200

POSITION: **INF/RHP**CLASS: **SOPHOMORE**HOMETOWN: **ROMEOVILLE, ILL.**HIGH SCHOOL: **PLAINFIELD EAST**PREVIOUS: **CENTRAL MICHIGAN**

NOTES

2024: Second-Team All-Big 12...John Olerud Two-Way Player of the Year Award Watch List...

Has started 25 games at SS, 9 at DH, 5 at 2B...Also has pitched in 21 games, boasting a 3.86 ERA...Six saves, which ranks sixth in the Big 12...Longest outing of the year was 3.1 IP vs. TCU...Zero earned runs allowed in 14 of 21 outings...Career-high four hits in finale vs. Jayhawks.

Previous: Transferred to UC from Central Michigan, where earned Second Team All-MAC honors in 2023...Ranked second on CMU with a .307 batting average and .841 OPS...Led the team in runs scored (53) and hits (58)...Named to MAC All-Tournament Team...Made 11 relief appearances, posing a 3.18 ERA.

Personal: Helped lead Plainfield East High School to a state title in 2021...Also earned all-conference honors that season...Majoring in sport administration

SEASON HIGHS

4 vs. Kansas (3/17/24)
1, last at BYU (5/9/24)
-
1, last vs. Oklahoma (5/16/24)
5 vs. Houston (4/21/24)
3 vs. Houston (4/21/24)
2, last vs. Oklahoma (5/16/24)
1, last vs. West Virginia (5/3/24)
1, last vs. Oklahoma (5/17/24)
5, last vs. BYU (5/9/24)
1, last at BYU (5/9/24)

CAREER HIGHS

H 4 vs. Kansas (3/17/24)
2B 2 vs. Saint Mary's (3/5/23)
3B -
HR 1, last vs. Oklahoma (5/6/24)
TB 6 at Baylor (2/18/23)
RBI 4 at Baylor (2/18/23)
R 4 vs. Eastern Michigan (5/6/23)
BB 3 at Oakland (4/4/23)
HBP 2, last vs. Bowling Green (4/2/23)
AB 6, last vs. Hillsdale (4/11/23)
SB 2, last at Toledo (5/13/23)

YEAR	AVG	GP-GS	AB	R	H	2B	3B	HR	RBI	TB	SLG%	OB%	BB	HBP	SB
2023 (CMU)	.307	56-53	189	53	58	13	0	3	29	80	.423	.418	28	11	23
2024	.315	47-39	149	32	47	3	0	4	19	62	.416	.368	9	4	8
Career	.311	103-92	338	85	105	16	0	7	48	142	.420	.397	37	15	31

HITTER NOTES



#5 HUNTER JESSEE

L/L • 6-0 • 190

POSITION: **OUTFIELDER**CLASS: **RS-SENIOR**HOMETOWN: **LEBANON, OHIO**HIGH SCHOOL: **KINGS**PREVIOUS: **INDIANA**

NOTES

2024: Has started 34 games in left field and five at DH...Walked career-high three times in opener at BYU...Hit a home run in series opener vs. WVU...Also homered April 17 vs. Xavier...Reached base four times in finale vs. TCU...Hit first home run as a Bearcat in series opener at Saint Louis...Two multi-hit efforts in Kansas series...Season-best three RBI vs. Illinois.

Previous: Transferred to Cincinnati after four seasons at Indiana...Two-time Academic All-Big Ten selection...Started 97 games across final two seasons with the Hoosiers...Reached base safely in 48-of-56 games in 2023,

Personal: Earned honorable mention all-region honors as a senior at Kings High School...Three-time all-conference honoree in high school...Currently pursuing a graduate certificate in data analytics.

SEASON HIGHS

2, last vs. Oklahoma (5/16/24)
1, last vs. Oklahoma (5/16/24)
-
1, last vs. West Virginia (5/3/24)
6 vs. Xavier (4/17/24)
3, last vs. Xavier (4/17/24)
2, last vs. West Virginia (5/5/24)
3 at BYU (5/9/24)
2 vs. TCU (4/5/24)
5, last vs. Oklahoma (5/17/24)
1, last at Saint Louis (3/24/24)

H
2B
3B
HR
TB
RBI
R
BB
HBP
AB
SB

CAREER HIGHS

4, last vs. Purdue (5/12/23)
2, last vs. Purdue (5/12/23)
1, last vs. Miami (Ohio) (3/1/22)
2, last vs. Purdue (5/12/23)
12 vs. Purdue (5/12/23)
6 vs. Purdue (5/12/23)
3, last vs. Purdue (5/12/23)
3, last at BYU (5/9/24)
2, last vs. TCU (4/5/24)
6 at Iowa (5/19/23)
2 vs. Purdue Fort Wayne (3/8/23)

YEAR	AVG	GP-GS	AB	R	H	2B	3B	HR	RBI	TB	SLG%	OB%	BB	HBP	SB
2020 (IU)	.256	14-12	43	7	11	2	1	0	5	15	.349	.385	8	1	2
2021 (IU)	.225	21-11	40	5	9	0	0	1	4	12	.300	.326	5	1	0
2022 (IU)	.355	52-43	172	40	61	7	1	5	28	85	.494	.467	33	4	8
2023 (IU)	.281	56-54	192	42	54	12	0	6	34	84	.438	.389	25	12	5
2024	.245	43-39	143	22	35	7	0	3	33	51	.357	.364	15	13	3
Career	.288	186-159	590	116	170	28	2	15	104	247	.419	.401	86	31	18



#8 LAUDEN BROOKS

R/R • 5-10 • 190

POSITION: **INFIELDER**CLASS: **JUNIOR**HOMETOWN: **CINCINNATI, OHIO**HIGH SCHOOL: **McNICHOLAS**PREVIOUS: **TEXAS TECH**

NOTES

2024: Honorable Mention All-Big 12...Has started 46 games, 22 at second base 18 at SS, and 6 at DH...16 of last 17 starts have come at SS...Tied for fifth in Big 12 in triples (three)...19 multi-hit games are tied for second on the team...Set career-highs with two home runs and six RBI in finale at BYU...Career-best four runs scored in second game of SLU series...Career-high three hits in games vs. Oakland, Kansas, and Saint Louis...Game-winning two-run triple vs. Ball State

Previous: Led team with 14 stolen bases in 2023...Started 38 games at second base last season...Transferred to Cincinnati after spending one season at Texas Tech...Played in 12 games for the Red Raiders in 2022.

Personal: Father, Marc, was a pitcher for the UC baseball program...Majoring in sport administration.

SEASON HIGHS

3, last at Saint Louis (3/23/24)
2 at Saint Louis (3/23/24)
1, last vs. Western Illinois (3/12/24)
2 at BYU (5/11/24)
8 at BYU (5/11/24)
6 at BYU (5/11/24)
4 at Saint Louis (3/23/24)
2, last at BYU (5/9/24)
1, last at BYU (5/10/24)
6 at Miami (3/20/24)
3 vs. Western Illinois (3/12/24)

H
2B
3B
HR
TB
RBI
R
BB
HBP
AB
SB

CAREER HIGHS

3, last at Saint Louis (3/23/24)
2 at Saint Louis (3/23/24)
1, last vs. Western Illinois (3/12/24)
2 at BYU (5/11/24)
8 at BYU (5/11/24)
6 at BYU (5/11/24)
4 at Saint Louis (3/23/24)
2, last at BYU (5/9/24)
1, last at BYU (5/10/24)
6 at Miami (3/20/24)
3, last vs. Western Illinois (3/12/24)

YEAR	AVG	GP-GS	AB	R	H	2B	3B	HR	RBI	TB	SLG%	OB%	BB	HBP	SB
2022 (TTECH)	.188	12-0	16	5	3	0	0	0	1	3	.188	.263	2	0	1
2023	.231	40-38	121	25	28	3	1	2	19	39	.322	.361	21	4	14
2024	.307	48-46	179	42	55	9	3	2	33	76	.425	.400	23	6	12
Career	.272	100-84	316	72	86	12	4	4	53	118	.373	.378	46	10	27



#9 KAMERON GUIDRY

R/R • 5-11 • 182

POSITION: **INFIELDER**CLASS: **RS-SENIOR**HOMETOWN: **SNELLVILLE, GA.**HIGH SCHOOL: **REDAN**PREVIOUS: **GEORGIA**

NOTES

2024: Has played in 27 games, making 11 starts at shortstop...Homered in three straight games (March 10, 12-13)...Back-to-back two-homer games (March 10 at K-State, March 12 vs. Western Illinois); career-high five RBI in that game at Kansas State...Reached base four times at Miami (3 BB, 1 HBP)...Walked and had two sac flies in four plate appearances in series finale vs. NIU.

Previous: Played in 48 games last year, starting 44 primarily at shortstop...Led team with 12 multi-RBI performances...Earned AAC weekly honor roll spot on March 27, 2023...Transferred to Cincinnati after spending two years at Georgia...Played in 18 games for the Bulldogs in 2021.

Personal: 2019 all-state selection at Redan High School...Currently pursuing a graduate certificate in organizational leadership.

SEASON HIGHS

3 at Kansas State (3/10/24)
1 vs. Xavier (4/17/24)
-
2, last vs. Western Illinois (3/12/24)
9 at Kansas State (3/10/24)
5 at Kansas State (3/10/24)
3 at Kansas State (3/10/24)
3 at Miami (3/20/24)
1, last at Saint Louis (3/23/24)
6 at Kansas State (3/10/24)
1 at Miami (3/20/24)

H
2B
3B
HR
TB
RBI
R
BB
HBP
AB
SB

CAREER HIGHS

3, last at Kansas State (3/10/24)
2 at UCF (5/19/22)
1 vs. North Florida (3/6/21)
2, last vs. Western Illinois (3/12/24)
9 at Kansas State (3/10/24)
5 at Kansas State (3/10/24)
3, last at Kansas State (3/10/24)
3, last at Miami (3/20/24)
2 vs. Miami (3/1/23)
6, last at Kansas State (3/10/24)
1, last at Miami (3/20/24)

YEAR	AVG	GP-GS	AB	R	H	2B	3B	HR	RBI	TB	SLG%	OB%	BB	HBP	SB
2020 (UGA)					Did not play (redshirt)										
2021 (UGA)					5	2	1	0	4	9	.346	.276	2	1	0
2022	.257	26-20	70	17	18	3	0	4	13	33	.471	.369	13	0	4
2023	.248	48-44	157	39	39	8	0	6	37	65	.414	.358	22	7	4
2024	.213	27-11	47	13	10	1	0	5	14	26	.553	.409	15	2	1
Career	.240	119-79	300	71	72	13	1	15	68	133	.443	.363	52	10	9

HITTER NOTES



#14 LANDYN VIDOUREK

L/R • 6-2 • 188

POSITION: INF/OF

CLASS: SOPHOMORE

HOMETOWN: HAMILTON, OHIO

HIGH SCHOOL: BADIN

NOTES

2024: Has started 41 games, 40 in right field and 1 in left field...Appeared on SportsCenter's Top 10 Plays, ranking sixth, after robbing a home run at BYU on May 9...Had four extra-base hits during BYU series and hit .455 across three games...Reached base four times vs. EKU...Tied career-high with three hits in finale at Saint Louis...Had two doubles vs. Kansas on March 15...First career multi-homer game came at home vs. NKU, tied career-high with three hits vs. the Norse...Also homered vs. Jacksonville in the previous game, the first UC home run of the year.

Previous: Started 37 games as a freshman in 2023, leading the team in starts in center field.

Personal: Two-way player at Badin High School...Was also the starting quarterback on the football team...Majoring in sport administration.

SEASON HIGHS

3, last at Saint Louis (3/24/24)
2 vs. Kansas (3/15/24)
1 at BYU (5/9/24)
2 vs. Northern Kentucky (2/20/24)
9 vs. Northern Kentucky (2/20/24)
4 vs. Northern Kentucky (2/20/24)
3 vs. Northern Kentucky (2/20/24)
2, last at BYU (5/11/24)
1, last vs. West Virginia (5/3/24)
5, last vs. Northern Kentucky (2/20/24)
2, last vs. Oklahoma (5/16/24)

H
2B
3B
HR
TB
RBI
R
BB
HBP
AB
SB

CAREER HIGHS

3, last at Saint Louis (3/24/24)
2 vs. Kansas (3/15/24)
1, last at BYU (5/9/24)
2 vs. Northern Kentucky (2/20/24)
9 vs. Northern Kentucky (2/20/24)
5 vs. North Alabama (3/4/23)
3, last vs. Northern Kentucky (2/20/24)
3 at Florida (2/26/23)
1, last vs. West Virginia (5/3/24)
5, last vs. Northern Kentucky (2/20/24)
2, last vs. Oklahoma (5/16/24)

YEAR	AVG	GP-GS	AB	R	H	2B	3B	HR	RBI	TB	SLG%	OB%	BB	HBP	SB
2023	.248	42-37	133	25	33	2	1	4	20	49	.368	.359	22	1	8
2024	.254	50-41	139	34	35	10	1	6	29	65	.471	.424	37	6	17
Career	.251	92-78	271	59	68	12	2	10	49	114	.421	.394	59	7	25



#22 JOSH HEGEMANN

L/L • 6-0 • 180

POSITION: OUTFIELDER

CLASS: SENIOR

HOMETOWN: LIBERTY TOWNSHIP, OHIO

HIGH SCHOOL: BADIN

NOTES

2024: Honorable Mention All-Big 12...Has started 46 games (18 in CF, 15 in LF, 13 in RF)...Hit first career home run in regular season finale vs. Oklahoma, a game-winning grand slam in the eighth inning...Tied for fifth in the Big 12 with 15 stolen bases, also ranks seventh in OBP (.460) tenth in batting average (.345)...Five multi-hit efforts in his last eight games...Seven games with at least three hits, most on the team...Reached base five times vs. Xavier on April 9...Went 4-for-4 with two doubles and three RBI vs. Akron...Hit by pitch to bring home game-winning RBI in game one of doubleheader vs. NIU...Went 3-for-4 in game two of doubleheader at Jacksonville.

Previous: Hit .314 and had a team-best .461 on-base percentage in 2023...Hit .339 in conference play last year...Appeared in 35 combined games as an underclassman.

Personal: Earned all-conference and all-region honors in football and basketball as a senior at Badin High School...Led basketball team in scoring, rebounds, and assists his senior season...Earned all-state, all-region, and all-conference honors in baseball as a junior...Majoring in health sciences.

SEASON HIGHS

4 vs. Akron (3/6/24)
2 vs. Akron (3/6/24)
-
1 vs. Oklahoma (5/17/24)
6 vs. Akron (3/6/24)
4 vs. Oklahoma (5/17/24)
3, last at Kansas State (3/10/24)
3, last vs. Houston (4/20/24)
2 vs. Northern Illinois (3/2/24)
6 at Kansas State (3/10/24)
2, last at BYU (5/9/24)

H
2B
3B
HR
TB
RBI
R
BB
HBP
AB
SB

CAREER HIGHS

4, last vs. Akron (3/6/24)
2 vs. Akron (3/6/24)
1 vs. ECU (5/5/23)
1 vs. Oklahoma (5/17/24)
6 vs. Akron (3/6/24)
4 vs. Oklahoma (5/17/24)
3, last at Kansas State (3/10/24)
4 vs. Butler (3/26/23)
2 vs. Northern Illinois (3/2/24)
6 at Kansas State (3/10/24)
2, last at BYU (5/9/24)

YEAR	AVG	GP-GS	AB	R	H	2B	3B	HR	RBI	TB	SLG%	OB%	BB	HBP	SB
2021	.000	17-0	3	4	0	0	0	0	0	0	.000	.250	1	0	0
2022	.000	18-1	12	4	0	0	0	0	2	0	.000	.143	2	0	0
2023	.314	43-38	118	25	37	2	1	0	13	41	.347	.461	29	4	11
2024	.345	49-46	168	39	58	8	0	1	26	69	.411	.460	34	5	15
Career	.316	27-85	301	72	95	10	1	1	41	110	.365	.446	66	9	26



#31 LUKE SEFTIK

R/R • 5-10 • 185

POSITION: INFIELDER

CLASS: REDSHIRT SOPHOMORE

HOMETOWN: PALOS HEIGHTS, ILL.

HIGH SCHOOL: MARIST

PREVIOUS: CENTRAL MICHIGAN

NOTES

2024: Has appeared in 34 games, making 27 starts (20 at 2B, 3 in LF, 3 at DH, 1 in RF)...Eight multi-hit efforts...Career-high three walks at Ohio State...Went 3-for-4 with two RBI in series-clinching win at UCF...Also had three hits against Western Illinois on March 13.

Previous: 2023 First-Team All-MAC performer at Central Michigan...Led CMU with .315 batting average...Eight multi-RBI games...Redshirted in 2022.

Personal: Majoring in Sport Administration.

SEASON HIGHS

3, last at UCF (4/28/24)
2 vs. Northern Illinois (3/2/24)
-
-
4, last vs. Western Illinois (3/13/24)
2, last at UCF (4/28/24)
2, last vs. West Virginia (5/5/24)
3 at Ohio State (4/30/24)
1, last at BYU (5/9/24)
6, last at Miami (3/20/24)
3 vs. Northern Illinois (3/3/24)

H
2B
3B
HR
TB
RBI
R
BB
HBP
AB
SB

CAREER HIGHS

5 at Northern Illinois (4/8/23)
2 vs. Northern Illinois (3/2/24)
1 vs. Eastern Michigan (5/7/23)
1, last vs. Eastern Michigan (5/7/23)
8 at Eastern Michigan (5/7/23)
4, last vs. Eastern Michigan (5/6/23)
3, last vs. Ball State (4/15/23)
3 at Ohio State (4/30/24)
1, last at BYU (5/9/24)
6, last vs. Miami (3/20/24)
3, last vs. Northern Illinois (3/3/24)

YEAR	AVG	GP-GS	AB	R	H	2B	3B	HR	RBI	TB	SLG%	OB%	BB	HBP	SB
2023 (CMU)	.315	41-39	146	29	46	6	1	3	32	63	.432	.408	20	5	13
2024	.296	34-7	98	19	29	5	0	0	17	34	.347	.410	19	2	7
Career	.307	75-66	244	48	75	11	1	3	49	97	.398	.409	39	7	20

HITTER NOTES



#41 JOSH KROSS

S/R • 6-2 • 200

POSITION: C/INF

CLASS: JUNIOR

HOMETOWN: BRUNSWICK, OHIO

HIGH SCHOOL: BRUNSWICK

PREVIOUS: EASTERN MICHIGAN

NOTES

2024: First-Team All-Big 12...Big 12 Co-Newcomer of the Week (March 4) after hitting .455 and slugging .909 in six games while tallying three home runs and 11 RBI... Has started all 48 games (23 at 1B, 20 at C, 4 at DH)...

Hit by pitch school-record 24 times this season; broke previous mark of 21 HBP set by Josh Harrison in 2006...Leads the Big 12 in home runs

(19) and RBI (65)...Ranks eighth in the nation in HBP...21 multi-hit efforts are most on the team...Tied school record with three home runs in the opener at Saint Louis...3-for-6 with a home run and five RBI vs. Akron...Went 3-for-4 in the finale vs. NIU with a home run and career-high six RBI...Hit first home run of the year at Xavier, a two-run shot to center field.

Previous: Transferred to UC after one season at Eastern Michigan...Named 2023 MAC Freshman of the Year and earned Freshman All-America honors from Collegiate Baseball...Also named First-Team All-MAC...Led EMU in hitting (.376), home runs (15), and RBI (70) in 2023...70 RBI were tied for second-most ever in a season at EMU...Ranked among the top five in the MAC in batting average, RBI, doubles (18) and OPS (1.084)...Started collegiate career at Toledo in 2021 but did not see game action.

Personal: Helped lead Brunswick High School to district title in 2021, earning second-team all-state honors...Majoring in interdisciplinary studies.

SEASON HIGHS

4 at UCF (4/28/24)
2 at Oklahoma State (4/14/24)
-
3 at Saint Louis (3/22/24)
12 at Saint Louis (3/22/24)
6 vs. Northern Illinois (3/3/24)
3, last vs. TCU (4/7/24)
3 vs. Houston (4/21/24)
2, last at BYU (5/11/24)
6, last vs. Western Illinois (3/12/24)
1 at Saint Louis (3/23/24)

CAREER HIGHS

4, last at UCF (4/28/24)
2, last at Oklahoma State (4/14/24)
-
3 at Saint Louis (3/22/24)
12 at Saint Louis (3/22/24)
3 vs. Northern Illinois (3/3/24)
3, last vs. TCU (4/7/24)
3 vs. Houston (4/21/24)
2, last at BYU (5/11/24)
6, last vs. Western Illinois (3/12/24)
1, last at Saint Louis (3/23/24)

YEAR	AVG	GP-GS	AB	R	H	2B	3B	HR	RBI	TB	SLG%	OB%	BB	HBP	SB
2023 (EMU)	.376	52-52	229	43	86	18	0	15	70	149	.651	.433	13	10	1
2024	.321	54-54	209	49	67	13	0	19	65	137	.656	.440	22	24	1
Career	.349	107-107	438	92	153	31	0	34	135	286	.653	.436	35	34	2



#42 DALTON PEARSON

R/R • 5-10 • 193

POSITION: OUTFIELD

CLASS: SENIOR

HOMETOWN: JOHNS CREEK, GA.

HIGH SCHOOL: JOHNS CREEK

PREVIOUS: GEORGIA STATE

NOTES

2024: Has started 36 games in center field...Tied for eighth in the Big 12 with 14 stolen bases... Career-best three stolen bases vs. TCU...Had two hits, two RBI, and two stolen bases vs. Akron...

Went 2-for-4 in finale vs. NIU, tallying three runs scored, two RBI, and two stolen bases...Hit first home run as a Bearcat vs. Illinois.

Previous: Transferred to Cincinnati after three seasons at Georgia State...Started 128 games at Georgia State, hitting a career-best .285 as a junior in 2023.

Personal: 2020 Rawlings-Perfect Game Preseason High Honorable Mention All-America...Three-time Perfect Game Underclass All-American, including second-team honors in 2019 and high honorable mention recognition in 2017 and 2018...2019 all-state wide receiver, catching 13 touchdowns...Majoring in interdisciplinary studies.

SEASON HIGHS

2, last vs. Kansas (3/16/24)
1, last vs. Houston (4/21/24)
1, last at UCF (4/27/24)
1 vs. Illinois (2/24/24)
4 vs. Illinois (2/24/24)
3 vs. Illinois (2/24/24)
3 vs. Northern Illinois (3/3/24)
2, last vs. Xavier (4/9/24)
2 vs. Northern Kentucky (2/20/24)
6 vs. Northern Illinois (3/2/24)
3 vs. TCU (4/6/24)

CAREER HIGHS

3, last vs. Georgia Southern (5/13/23)
2 at Arkansas State (5/13/22)
1, last at UCF (4/27/24)
1, last vs. Illinois (2/24/24)
6 vs. Coastal Carolina (5/2/21)
5 vs. Coastal Carolina (5/2/21)
3, last vs. Northern Illinois (3/3/24)
3, last vs. Little Rock (3/20/23)
2 vs. Northern Kentucky (2/20/24)
6 vs. Northern Illinois (3/2/24)
3 vs. TCU (4/6/24)

YEAR	AVG	GP-GS	AB	R	H	2B	3B	HR	RBI	TB	SLG%	OB%	BB	HBP	SB
2021 (GSU)	.264	52-46	178	22	47	5	0	1	16	55	.309	.330	15	3	5
2022 (GSU)	.227	51-41	154	29	35	10	0	2	19	51	.331	.328	20	5	10
2023 (GSU)	.285	55-41	144	28	41	7	1	4	20	62	.431	.376	23	1	4
2024	.189	49-36	127	26	24	5	2	1	14	36	.283	.333	24	5	14
Career	.244	207-164	603	105	147	27	3	8	69	204	.338	.341	82	14	33



#44 TOMMY O'CONNOR

L/L • 6-4 • 230

POSITION: UTL/LHP

CLASS: JUNIOR

HOMETOWN: MARTINSVILLE, IND.

HIGH SCHOOL: MOORESVILLE

NOTES

2024: Honorable Mention All-Big 12...Has started 48 games, 26 at first base and 22 at DH...20 walks in Big 12 play, tied for most on the team...

Walked six times in the Houston series...First career multi-homer game came in opener at Baylor...Career-high four hits in game two of doubleheader vs. NIU...Three games with career-high three walks...Has homered in back-to-back games three times this season, most recently March 22-23 at Saint Louis...Had a 34-game on-base streak earlier this season that carried over from last year.

Previous: Played in 24 games last year, hitting .303 with eight home runs and 19 RBI...Pitched in nine games, striking out 15.

Personal: Earned all-state honors in football and baseball at Mooresville High School...Played defensive end...Majoring in sport administration.

SEASON HIGHS


4 vs. Northern Illinois (3/2/24)
1, last vs. Oklahoma (5/16/24)
1, last at Oklahoma State (4/14/24)
2 at Baylor (3/28/24)
8 at Baylor (3/28/24)
4, last at Baylor (3/28/24)
3, last at Saint Louis (3/23/24)
3, last vs. Houston (4/19/24)
1, last at UCF (4/27/24)
6 vs. Northern Illinois (3/2/24)
2 at Saint Louis (3/23/24)

CAREER HIGHS

4 vs. Northern Illinois (3/2/24)
1, last vs. Oklahoma (5/16/24)
1, last at Oklahoma State (4/14/24)
2 at Baylor (3/28/24)
8 at Baylor (3/28/24)
5 vs. Tulane (4/23/23)
3, last at Saint Louis (3/23/24)
3, last vs. Houston (4/19/24)
1, last at UCF (4/27/24)
6 vs. Northern Illinois (3/2/24)
2 at Saint Louis (3/23/24)

YEAR	AVG	GP-GS	AB	R	H	2B	3B	HR	RBI	TB	SLG%	OB%	BB	HBP	SB
2022	.000	4-0	0	0	0	0	0	0	0	0	.000	.000	0	0	0
2023	.303	33-26	76	17	23	2	2	8	19	53	.697	.454	20	1	4
2024	.280	52-50	189	44	53	8	2	12	43	101	.534	.413	39	5	7
Career	.287	89-76	265	61	76	10	4	20	62	154	.581	.425	59	6	11

PITCHER NOTES



#11 NATHAN TAYLOR

L/R • 6-4 • 220

POSITION: **RIGHT-HANDED PITCHER**CLASS: **FRESHMAN**HOMETOWN: **AMELIA, OHIO**HIGH SCHOOL: **WEST CLERMONT**

NOTES

2024: Big 12 All-Freshman Team & Honorable Mention All-Big 12...Has made 15 starts and one relief appearance...Tied for Big 12 lead with eight wins, one of three freshman pitchers in the nation with eight wins...Team-high 68 strikeouts...

Struck out seven in 6.1 IP vs. West Virginia on Sunday...Struck out nine and walked none in seven-inning complete game win vs. TCU...Struck out five in 6.0 shutout innings in the finale vs. Kansas...Had seven punchouts in 5.0 IP in series opener vs. Northern Illinois...Struck out 10 in 5.1 innings vs. Illinois; carried a no-hitter into the sixth inning...Earned first win vs. NKU.

Personal: Named Most Valuable Pitcher at West Clermont High School three years in a row...Led team to conference and regional championships as a senior with a sub-2.00 ERA...Majoring in sport administration.

SEASON HIGHS

7.0 vs. TCU (4/7/24)
5 at Kansas State (3/9/24)
10 vs. Illinois (2/24/24)
29 at UCF (4/27/24)

IP
BB
K
BF

CAREER HIGHS

7.0 vs. TCU (4/7/24)
5 at Kansas State (3/9/24)
10 vs. Illinois (2/24/24)
29 at UCF (4/27/24)

YEAR	ERA	W-L	SV	APP	GS	IP	H	R	ER	BB	SO	WP	HB
2024	5.45	8-2	0	16	15	69.1	71	46	42	32	68	5	6
Career	5.45	8-2	0	16	15	69.1	71	46	42	32	68	5	6



#17 RYAN INSCO

R/R • 6-0 • 180

POSITION: **RIGHT-HANDED PITCHER**CLASS: **RS-SENIOR**HOMETOWN: **KIRKWOOD, MO.**HIGH SCHOOL: **ST. JOHN VIANNEY**PREVIOUS: **CENTRAL MICHIGAN/UT MARTIN**

NOTES

2024: Has made 11 appearances out of the bullpen...Earned wins against NIU and Kansas State ...Season-long outing vs. Illinois (3.1 IP), earned the save in the win.

Previous: Spent 2022-23 seasons at Central Michigan and 2020-21 seasons at UT Martin...Two-time OVC Commissioner's Honor Roll at UT Martin.

Personal: Won state championships at St. John Vianney High School in 2018 for a team that ranked third in the nation...Was named as a Pre-season All-American honorable mention for the Central Region by Perfect Game in 2019...Captured 2018 WWBA 17U National Championship all-tournament accolades...Currently pursuing a sport coaching certificate.

SEASON HIGHS

3.1 vs. Illinois (2/24/24)
3 at Kansas State (3/9/24)
3 vs. Illinois (2/24/24)
13 vs. Illinois (2/24/24)

IP
BB
K
BF

CAREER HIGHS

4.0, last at Mercer (3/1/20)
4 at UTRGV (2/24/23)
5, last at Southeast Missouri St. (5/20/21)
18 vs. Southeast Missouri St. (3/8/20)

YEAR	ERA	W-L	SV	APP	GS	IP	H	R	ER	BB	SO	WP	HB
2020 (UTM)	6.35	1-0	0	8	0	17.0	15	13	12	7	12	2	3
2021 (UTM)	6.45	1-2	1	20	1	37.2	47	32	27	16	35	10	7
2022 (CMU)	5.10	2-1	2	23	0	30.0	30	19	17	10	30	4	1
2023 (CMU)	4.22	1-1	1	24	0	32.0	29	17	15	15	26	3	1
2024	2.40	3-0	1	11	0	15.0	11	4	4	9	12	0	2
Career	5.13	8-4	5	86	1	131.2	132	85	75	54	115	19	14



#26 CHASE HORST

L/L • 5-11 • 195

POSITION: **LEFT-HANDED PITCHER**CLASS: **SOPHOMORE**HOMETOWN: **LITITZ, PA.**HIGH SCHOOL: **P27 ACADEMY**

NOTES

2024: Has pitched in 12 games, totaling 16.2 innings...Starting pitcher in midweek games at Louisville and at Ohio State...Returned to action at Saint Louis, first appearance since Feb. 27 due to injury...Made first start of the season at Xavier, tossing three innings.

2023: Named to AAC's All-Freshman Team...Posted 4.99 ERA, making eight starts and appearing in 18 games...Pitched in 10 AAC games, half of which were scoreless outings...Majoring in communications.

SEASON HIGHS

3.0 at Xavier (2/27/24)
3 at Xavier (2/27/24)
2, last at BYU (5/11/24)
13 at Xavier (2/27/24)

IP
BB
K
BF

CAREER HIGHS

5.2 at Wofford (3/11/23)
4 vs. Princeton (3/17/23)
7 vs. Butler (3/26/23)
26 at Wofford (3/11/23)

YEAR	ERA	W-L	SV	APP	GS	IP	H	R	ER	BB	SO	WP	HB
2023	4.99	3-4	0	18	8	48.2	55	34	27	23	47	3	15
2024	9.18	3-0	0	12	3	16.2	22	18	17	14	12	1	5
Career	6.06	6-4	0	30	11	65.1	77	52	44	37	59	4	20

PITCHER NOTES



#27 SETH LOGUE

R/R • 6-1 • 190

POSITION: **RIGHT-HANDED PITCHER**CLASS: **SENIOR**HOMETOWN: **MASON, OHIO**HIGH SCHOOL: **MOELLER**PREVIOUS: **KENTUCKY**

NOTES

2024: Has made eight starts and five relief appearances...

Returned to the starting rotation at UCF after pitching out of the bullpen previous five outings...Threw 6.1 innings in relief at Baylor, striking out eight...Longest start was in the opener at Kansas State (5.0 IP)...Four strikeouts in starts vs. Ball State and at K-State.

Previous: Transferred to UC after three years at Kentucky...Pitched in 39 games at UK, making nine starts.**Personal:** Won state championships at Archbishop Moeller in 2018-19...Brother, Zach, also pitched at Kentucky and helped lead Wildcats to a Super Regional appearance in 2017...Majoring in interdisciplinary studies.

SEASON HIGHS

6.1 at Baylor (3/28/24)
4, last vs. Kansas (3/15/24)
9 at Oklahoma State (4/12/24)
24, last vs. West Virginia (5/3/24)IP
BB
K
BF

CAREER HIGHS

7.0 vs. Murray State (3/8/22)
4, last vs. Kansas (3/15/24)
9, last at Oklahoma State (4/12/24)
25 vs. Murray State (3/8/22)

YEAR	ERA	W-L	SV	APP	GS	IP	H	R	ER	BB	SO	WP	HB
2021 (UK)	6.43	1-0	2	12	0	14.0	14	11	10	12	24	4	1
2022 (UK)	8.21	1-4	0	14	8	34.0	41	32	31	12	44	1	3
2023 (UK)	6.00	1-0	0	13	1	15.0	19	10	10	7	18	1	0
2024	7.25	2-4	0	13	8	63.1	71	51	51	23	56	3	2
Career	7.27	5-8	2	52	17	126.1	145	102	102	54	142	9	6



#28 GRIFFIN HUGUS

S/R • 6-2 • 184

POSITION: **RHP/UTL**CLASS: **SOPHOMORE**HOMETOWN: **WELLINGTON, FLA.**HIGH SCHOOL: **CARDINAL NEWMAN**

NOTES

2024: Has made 12 appearances out of the bullpen and

one start, earning two saves...Struck out four in 3.0 scoreless frames in the finale at UCF to earn the save....Pitched an

inning on Saturday vs. Houston, first appearance since March 2...First start of the year came in game two of doubleheader vs. NIU...Has also taken two at-bats at the plate.

Previous: Named to AAC All-Freshman Team in 2023...Pitched in 18 games and made 37 starts in the field, mostly at shortstop.**Personal:** Named Palm Beach Pitcher of the Year as a senior...Helped lead Cardinal Newman to runner-up finish in state tournament in 2022....Majoring in entrepreneurship.

SEASON HIGHS

5.2 vs. Northern Illinois (3/2/24)
4 vs. West Virginia (5/3/24)
4, last at UCF (4/28/24)
26 vs. Northern Illinois (3/2/24)IP
BB
K
BF

CAREER HIGHS

5.2 vs. Northern Illinois (3/2/24)
5 at ECU (4/14/23)
6 at Memphis (4/6/23)
26 vs. Northern Illinois (3/2/24)

YEAR	ERA	W-L	SV	APP	GS	IP	H	R	ER	BB	SO	WP	HB
2023	6.75	1-2	2	18	2	21.1	22	21	16	19	27	0	5
2024	4.76	0-2	2	12	1	28.1	26	17	15	20	24	3	1
Career	5.62	1-4	4	30	3	49.2	48	38	31	39	51	3	6



#29 CARSON MARSH

R/R • 5-10 • 170

POSITION: **RIGHT-HANDED PITCHER**CLASS: **FRESHMAN**HOMETOWN: **WEST CHESTER, OHIO**HIGH SCHOOL: **MOELLER**

NOTES

2024: Has pitched in 22 games, second-most pitching ap-

pearances on the team...Earned the win in game one at

BYU, striking out five in 2.0 scoreless innings...Earned third

win of the year with three scoreless innings in opener at UCF...Struck out three in 3.0 scoreless frames to earn the win vs. Houston in game two...

Made first start vs. Xavier on April 17...Earned the win with 4.0 scoreless innings vs. Xavier on April 9, striking out six...Eared first career save after pitching finale three

innings in the final game of the Kansas series...Struck out season-high six in 3.1 perfect innings vs. Western Illinois...Struck out four in 3.1 innings of work at Kansas

State...Made UC debut at Jacksonville.

Personal: Helped lead Archbishop Moeller to 31-3 record and a state championship as a senior and had a spotless 0.00 ERA....Majoring in business.

SEASON HIGHS

4.0 vs. Xavier (4/9/24)
3 vs. West Virginia (5/4/24)
6, last vs. Xavier (4/9/24)
14, last at Baylor (3/29/24)IP
BB
K
BF

CAREER HIGHS

4.0 vs. Xavier (4/9/24)
3 vs. West Virginia (5/4/24)
6, last vs. Xavier (4/9/24)
14, last at Baylor (3/29/24)

YEAR	ERA	W-L	SV	APP	GS	IP	H	R	ER	BB	SO	WP	HB
2024	4.61	4-2	1	22	1	41.0	35	21	21	15	48	1	4
Career	4.61	4-2	1	22	1	41.0	35	21	21	15	48	1	4

PITCHER NOTES



#32 TOMMY BOBA

R/R • 6-1 • 190

POSITION: **RIGHT-HANDED PITCHER**CLASS: **SOPHOMORE**HOMETOWN: **WHEATON, ILL.**HIGH SCHOOL: **WHEATON WARRENVILLE SOUTH**

NOTES

2024: Big 12 Pitcher of the Week (March 18) and Perfect Game National Pitcher of the Week (March 19) after carrying no-hitter into ninth inning in start vs. Kansas on March 16...Struck out eight in 8.0 scoreless innings vs. KU, allowing just one hit...Game Score of 86 was highest across all of Division I for games played during fifth weekend of the season (March 15-17)...Has made 14 starts and three relief appearances...Tied career-high with nine strikeouts in game two vs. West Virginia, did not allow a walk...Struck out four in 5.0 IP in game one of doubleheader vs. NIU...Struck out six in 3.2 innings of work at Jacksonville.

Previous: Made 12 starts a year ago, second-most on the team...Ranked fourth in strikeouts and innings pitched...Struck out career-best nine against Miami on April 11, 2023, the most by a Bearcat pitcher last year.

Personal: Several relatives played sports collegiately at University of Illinois: Lou Agase (1944-47, Football), Alex Agase (1941-42, 1946-47, Football), and Herbert Agase (1949-51, Football)...Majoring in marketing.

SEASON HIGHS

8.0 vs. Kansas (3/16/24)
4, last at BYU (5/10/24)
9 vs. West Virginia (5/4/24)
28 vs. Kansas (3/16/24)

IP
BB
K
BF

CAREER HIGHS

8.0 vs. Kansas (3/16/24)
4, last at BYU (5/10/24)
9, last vs. West Virginia (5/4/24)
28 vs. Kansas (3/16/24)

YEAR	ERA	W-L	SV	APP	GS	IP	H	R	ER	BB	SO	WP	HB
2023	6.27	2-1	0	14	12	47.1	48	35	33	23	43	9	10
2024	5.48	5-6	0	17	14	67.1	63	50	41	28	63	3	11
Career	5.81	7-7	0	31	26	114.2	111	85	74	51	106	12	21



#45 BRENDAN GARULA

R/L • 6-0 • 190

POSITION: **LEFT-HANDED PITCHER**CLASS: **SOPHOMORE**HOMETOWN: **MASON, OHIO**HIGH SCHOOL: **MASON**

NOTES

2024: Has appeared in 16 games out of the bullpen this year and made eight starts, most pitching appearances on the team...Started four straight Fridays/series openers, which included series against Baylor, TCU, Oklahoma State, and Houston...Earned the save with three scoreless innings in finale at Saint Louis...Season-long outing vs. Western Illinois (3.2 IP)...Struck out four in 2.1 innings vs. Akron, making his first career start.

Previous: Pitched in seven games last year, striking out eight in 8.1 innings of work.

Personal: OHSAA Division I Player of the Year in 2022...Also earned all-state, all-conference, and all-city honors pitching for Mason High School...Majoring in business.

SEASON HIGHS

3.2, last vs. TCU (4/5/24)
3 at Oklahoma State (4/12/24)
4, last at Miami (3/20/24)
17 vs. Western Illinois (2/25/24)

IP
BB
K
BF

CAREER HIGHS

3.2, last vs. TCU (4/5/24)
3, last at Oklahoma State (4/2/24)
4, last at Miami (3/20/24)
17 vs. Western Illinois (2/25/24)

YEAR	ERA	W-L	SV	APP	GS	IP	H	R	ER	BB	SO	WP	HB
2023	17.28	0-0	0	7	0	8.1	14	16	16	10	8	1	7
2024	3.48	2-0	1	24	8	41.1	48	22	16	20	43	5	7
Career	5.80	2-0	1	31	8	49.2	62	38	32	30	51	6	7

2024 STATISTICS

2024 Cincinnati Baseball
Overall Statistics for Cincinnati (as of May 17, 2024)
(All games Sorted by Batting avg)

Record: 31-23 Home: 18-8 Away: 10-15 Neutral: 3-0 BIG 12: 17-13

Player	avg	gp-gs	ab	r	h	2b	3b	hr	rbi	tb	slg%	bb	hp	so	gdp	ob%	sf	sh	sb-att	po	a	e	fld%
22 Hegemann, Josh	.345	49-46	168	39	58	8	0	1	26	69	.411	34	5	28	2	.460	4	2	15-18	95	3	0	1.000
2 Cross, Kerrington	.325	54-54	209	61	68	10	2	10	50	112	.536	42	8	44	0	.452	2	2	15-17	27	103	12	.915
41 Kross, Josh	.321	54-54	209	49	67	13	0	19	65	137	.656	22	24	36	2	.440	2	0	1-1	379	22	7	.983
3 Michelle, Christian	.315	40-39	149	32	47	3	0	4	19	62	.416	9	4	36	3	.368	1	1	8-9	32	71	10	.912
8 Brooks, Lauden	.307	48-46	179	42	55	9	3	2	33	76	.425	23	6	52	4	.400	2	0	12-14	45	100	5	.967
31 Sefcik, Luke	.296	34-27	98	19	29	5	0	0	17	34	.347	19	2	15	0	.410	3	3	7-9	53	49	3	.971
44 O'Connor, Tommy	.280	52-50	189	44	53	8	2	12	43	101	.534	39	5	69	1	.413	2	0	7-8	181	8	1	.995
14 Vidourek, Landyn	.254	50-41	138	34	35	10	1	6	29	65	.471	37	6	45	0	.424	3	0	17-20	92	2	3	.969
5 Jessee, Hunter	.245	43-39	143	22	35	7	0	3	33	51	.357	15	13	34	3	.364	2	0	3-3	54	0	1	.982
0 Jones, Alec	.239	37-29	109	18	26	3	0	6	24	47	.431	9	3	22	6	.314	0	1	2-2	258	7	1	.996
42 Pearson, Dalton	.189	49-36	127	26	24	5	2	1	14	36	.283	24	5	42	2	.333	3	1	14-16	94	2	3	.970
6 Palmieri, Max	.237	21-9	38	5	9	1	1	1	6	15	.395	7	2	14	0	.375	1	1	0-0	14	22	2	.947
9 Guidry, Kameron	.213	27-11	47	13	10	1	0	5	14	26	.553	15	2	19	0	.409	2	0	1-1	13	33	4	.920
15 Klingenberg, Kory	.067	12-3	15	0	1	0	0	0	0	1	.067	1	3	7	0	.263	0	0	0-0	41	1	1	.977
10 Harting, Cole	.000	12-2	11	0	0	0	0	0	1	0	.000	8	0	7	0	.421	0	1	1-1	3	0	0	1.000
13 Wicks, Noah	.000	5-0	3	0	0	0	0	0	0	0	.000	0	0	1	0	.000	0	0	0-0	7	0	0	1.000
28 Hugus, Griffin	.000	1-0	2	0	0	0	0	0	0	0	.000	0	0	2	0	.000	0	0	0-0	2	7	0	1.000
4 Springer, Sean	.000	3-0	2	1	0	0	0	0	0	0	.000	0	0	1	0	.000	0	0	0-0	1	1	0	1.000
Totals	.282	54	1836	405	517	83	11	70	374	832	.453	304	88	474	23	.403	27	12	103-119	1407	478	55	.972
Opponents	.272	54	1847	346	502	95	11	67	324	820	.444	243	63	448	32	.371	22	19	45-56	1395	403	59	.968

LOB - Team (467), Opp (441). DPs turned - Team (45), Opp (35). IBB - Team (6), Kross, J. 2, O'Connor, T. 2, Hegemann, J. 1, Vidourek, L. 1, Opp (6). Picked off - Hegemann, J. 3, Cross, K. 2, O'Connor, T. 2, Vidourek, L. 1, Michelle, C 1, Brooks, L. 1.

(All games Sorted by Earned run avg)

Player	era	w-l	app	gs	cg	sho	sv	ip	h	r	er	bb	so	2b	3b	hr	b/avg	wp	hp	bks	sfa	sha
11 Taylor, Nathan	5.45	8-2	16	15	1	0/0	0	69.1	71	46	42	32	68	15	2	8	.264	5	6	1	4	1
32 Boba, Tommy	5.48	5-6	17	14	0	0/1	0	67.1	63	50	41	28	63	12	0	14	.244	3	11	0	0	2
27 Logue, Seth	7.25	2-4	13	8	0	0/0	0	63.1	71	51	51	23	56	9	2	13	.278	3	2	1	2	0
45 Garula, Brenden	3.48	2-0	24	8	0	0/0	1	41.1	48	22	16	20	43	6	1	4	.293	5	7	0	0	1
17 Insko, Ryan	3.60	3-0	12	0	0	0/0	1	15.0	11	6	6	10	12	2	0	0	.200	0	3	0	1	0
3 Michelle, Christian	3.86	0-3	21	0	0	0/1	6	37.1	40	18	16	9	26	9	1	4	.268	1	2	0	3	1
29 Marsh, Carson	4.61	4-2	22	1	0	0/0	1	41.0	35	21	21	15	48	7	1	6	.233	1	4	0	1	1
28 Hugus, Griffin	4.76	0-2	12	1	0	0/0	2	28.1	26	17	15	20	24	8	0	4	.241	3	1	0	0	2
16 Conte, Michael	5.09	2-0	13	0	0	0/0	0	17.2	24	13	10	6	19	1	0	3	.316	2	4	0	3	1
30 Hurth, Joey	6.52	1-2	16	0	0	0/0	0	19.1	22	16	14	7	17	2	1	3	.297	3	8	0	2	4
33 Coulter, Bradley	7.20	1-1	12	4	0	0/0	0	20.0	21	22	16	21	26	6	0	4	.256	1	2	0	2	1
40 Erdmann, Drew	9.00	0-1	10	0	0	0/0	0	13.0	17	16	13	15	16	3	2	0	.293	1	6	1	1	0
26 Horst, Chase	9.18	3-0	12	3	0	0/0	0	16.2	22	18	17	14	12	9	1	1	.328	1	5	0	0	2
35 Murphy, Will	9.72	0-0	8	0	0	0/0	0	8.1	13	9	9	5	6	2	0	1	.382	0	0	0	2	1
21 Parnell, Shawn	10.24	0-0	9	0	0	0/0	0	9.2	14	15	11	14	11	3	0	2	.350	1	2	0	1	2
77 Shea, Alex	40.50	0-0	2	0	0	0/0	0	1.1	4	6	6	4	1	1	0	0	.500	2	0	0	0	0
Totals	5.83	31-23	54	54	1	1/1	11	469.0	502	346	304	243	448	95	11	67	.272	32	63	3	22	19
Opponents	7.03	23-31	54	54	0	1/1	9	465.0	517	405	363	304	474	83	11	70	.282	27	88	10	27	12

PB - Team (12), Kross, J. 7, Jones, A. 5, Opp (8). Pickoffs - Team (4), Logue, S. 2, Hugus, G. 1, Taylor, N. 1, Opp (10). SBA/ATT - Jones, A. (27-31), Kross, J. (14-20), Logue, S. (11-13), Taylor, N. (5-7), Conte, M. (5-6), Insko, R. (5-5), Garula, B (2-4), Klingenberg (4-4), Hugus, G. (2-3), Murphy, W. (3-3), Marsh, C. (2-3), Hurth, J. (3-3), Parnell, S. (2-3), Erdmann, D. (2-2), Coulter, B. (2-2), Michelle, C (0-1), Boba, T. (1-1).

2024 Cincinnati Baseball
Overall Statistics for Cincinnati (as of May 17, 2024)
(All games Sorted by Fielding pct)

Player	c	po	a	e	fld%	dp	sba	csb	sba%	pb	ci
22 Hegemann, Josh	98	95	3	0	1.000	0	0	0	---	0	0
28 Hugus, Griffin	9	2	7	0	1.000	0	2	1	.667	0	0
27 Logue, Seth	8	3	5	0	1.000	0	11	2	.846	0	0
11 Taylor, Nathan	7	0	7	0	1.000	0	5	2	.714	0	0
29 Marsh, Carson	7	1	6	0	1.000	0	2	1	.667	0	0
13 Wicks, Noah	7	7	0	0	1.000	0	0	0	---	0	0
26 Horst, Chase	6	1	5	0	1.000	1	0	0	---	0	0
45 Garula, Brenden	5	1	4	0	1.000	0	2	2	.500	0	0
21 Parnell, Shawn	4	1	3	0	1.000	0	2	1	.667	0	0
17 Insko, Ryan	3	0	3	0	1.000	0	5	0	1.000	0	0
10 Harting, Cole	3	3	0	0	1.000	0	0	0	---	0	0
40 Erdmann, Drew	3	1	2	0	1.000	0	2	0	1.000	0	0
4 Springer, Sean	2	1	1	0	1.000	1	0	0	---	0	0
33 Coulter, Bradley	2	1	1	0	1.000	0	2	0	1.000	0	0
35 Murphy, Will	1	0	1	0	1.000	0	3	0	1.000	0	0
0 Jones, Alec	266	258	7	1	.996	0	27	4	.871	5	0
44 O'Connor, Tommy	190	181	8	1	.995	17	0	0	---	0	0
41 Kross, Josh	408	379	22	7	.983	27	14	6	.700	7	0
5 Jessee, Hunter	55	54	0	1	.982	0	0	0	---	0	0
15 Klingenberg, Kory	43	41	1	1	.977	0	4	0	1.000	0	0
31 Sefcik, Luke	105	53	49	3	.971	11	0	0	---	0	0
42 Pearson, Dalton	99	94	2	3	.970	0	0	0	---	0	0
14 Vidourek, Landyn	97	92	2	3	.969	0	0	0	---	0	0
8 Brooks, Lauden	150	45	100	5	.967	28	0	0	---	0	0
6 Palmieri, Max	38	14	22	2	.947	5	0	0	---	0	0
32 Boba, Tommy	15	6	8	1	.933	1	1	0	1.000	0	0
9 Guidry, Kameron	50	13	33	4	.920	7	0	0	---	0	0
2 Cross, Kerrington	142	27	103	12	.915	12	0	0	---	0	0
3 Mitchell, Christian	113	32	71	10	.912	13	0	1	.000	0	0
30 Hurth, Joey	4	1	2	1	.750	0	3	0	1.000	0	0
77 Shea, Alex	0	0	0	0	.000	0	0	0	---	0	0
16 Conte, Michael	0	0	0	0	.000	0	5	1	.833	0	0
Totals	1940	1407	478	55	.972	45	45	11	.804	12	0
Opponents	1857	1395	403	59	.968	35	103	16	.866	8	0

Hitting minimums - 1 Games 1% of Games 1 AB 1.0 AB/Game 1 TPA 2.0 TPA/Game
Pitching minimums - 1 Games 1.0 IP/Game

2024 STATISTICS

2024 Cincinnati Baseball
Conference statistics for Cincinnati (as of May 17, 2024)
(BIG 12 games only Sorted by Batting avg)

Record: 17-13 Home: 10-5 Away: 7-8 BIG 12: 17-13

Player	avg	gp-gs	ab	r	h	2b	3b	hr	rbi	tb	slg%	bb	hp	so	gdp	ob%	sf	sh	sb-att	po	a	e	fld%
3 Michelle, Christian	.340	25-24	94	21	32	1	0	3	10	42	.447	5	3	24	2	.392	0	0	4-4	19	37	2	.966
41 Kross, Josh	.330	30-30	109	25	36	9	0	8	27	69	.633	11	17	24	0	.464	1	0	0-0	234	14	3	.988
22 Hegemann, Josh	.304	29-29	112	20	34	2	0	1	16	39	.348	16	1	22	2	.389	2	1	7-10	60	1	0	1.000
8 Brooks, Lauden	.297	29-28	111	21	33	5	0	2	23	44	.396	11	4	35	3	.378	1	0	4-4	29	58	4	.956
2 Cross, Kerrington	.292	30-30	120	29	35	2	1	7	27	60	.500	18	5	32	0	.400	2	2	7-7	16	54	8	.897
0 Jones, Alec	.288	22-17	66	10	19	2	0	3	15	30	.455	3	1	12	3	.329	0	1	1-1	152	4	1	.994
5 Jessee, Hunter	.267	25-24	86	14	23	5	0	1	19	31	.360	9	6	21	3	.373	1	0	1-1	39	0	0	1.000
14 Vidourek, Landyn	.250	28-20	64	15	16	6	1	2	11	30	.469	20	4	21	0	.455	0	0	6-8	55	1	2	.966
44 O'Connor, Tommy	.219	28-26	96	15	21	5	1	4	17	40	.417	20	2	43	1	.364	0	0	0-1	81	5	0	1.000
42 Pearson, Dalton	.180	27-18	61	10	11	2	1	0	1	15	.246	10	1	22	2	.306	0	1	6-6	47	1	3	.941

6 Palmieri, Max	.231	12-6	26	5	6	1	1	1	5	12	.462	3	1	12	0	.333	0	1	0-0	9	13	1	.957
9 Guidry, Kameron	.208	13-5	24	5	5	0	0	2	5	11	.458	7	0	10	0	.387	0	0	0-0	6	19	0	1.000
31 Sefcik, Luke	.191	18-13	47	8	9	0	0	0	10	9	.191	7	2	6	0	.310	2	1	3-4	27	30	0	1.000
15 Klingenbeck, Kory	.000	4-0	6	0	0	0	0	0	0	0	.000	0	0	4	0	.000	0	0	0-0	9	0	0	1.000
10 Harting, Cole	.000	2-0	1	0	0	0	0	0	0	0	.000	1	0	1	0	.500	0	0	0-0	0	0	0	.000
13 Wicks, Noah	.000	1-0	1	0	0	0	0	0	0	0	.000	0	0	0	0	.000	0	0	0-0	0	0	0	.000
4 Springer, Sean	.000	2-0	0	1	0	0	0	0	0	0	.000	0	0	0	0	.000	0	0	0-0	1	1	0	1.000
Totals	.273	30	1024	199	280	40	5	34	186	432	.422	141	47	289	16	.383	9	7	39-46	793	265	25	.977
Opponents	.270	30	1029	178	278	55	5	37	166	454	.441	141	20	247	22	.365	12	8	22-30	787	240	26	.975

LOB - Team (242), Opp (239). DPs turned - Team (26), Opp (25). IBB - Team (5), Kross, J. 2, Vidourek, L. 1, Hegemann, J. 1, O'Connor, T. 1, Opp (6). Picked off - Hegemann, J. 2, Cross, K. 1, Brooks, L. 1, O'Connor, T. 1, Michelle, C 1.

(BIG 12 games only Sorted by Earned run avg)

Player	era	w-l	app	gs	cg	sho	sv	ip	h	r	er	bb	so	2b	3b	hr	b/avg	wp	hp	bk	sfa	sha
32 Boba, Tommy	4.56	4-3	10	10	0	0/1	0	49.1	41	33	25	24	46	9	0	7	.223	2	6	0	0	2
11 Taylor, Nathan	5.29	4-2	10	10	1	0/0	0	49.1	57	33	29	22	40	13	2	5	.291	3	2	1	4	1
27 Logue, Seth	5.79	2-3	10	5	0	0/0	0	51.1	49	33	33	19	50	8	1	9	.246	2	1	1	2	0

28 Hugus, Griffin	2.57	0-0	7	0	0	0/0	1	14.0	9	5	4	13	15	4	0	2	.176	3	0	0	0	0
45 Garula, Brenden	4.12	0-0	14	5	0	0/0	0	19.2	25	9	9	14	20	3	0	2	.313	2	1	0	0	1
16 Conte, Michael	4.32	1-0	5	0	0	0/0	0	8.1	10	4	4	3	7	0	0	2	.286	0	1	0	0	0
3 Michelle, Christian	5.26	0-3	14	0	0	0/1	4	25.2	29	15	15	8	19	6	0	4	.287	1	1	0	2	1
30 Hurth, Joey	5.40	0-0	6	0	0	0/0	0	6.2	11	4	4	2	6	2	0	0	.393	1	2	0	0	1
29 Marsh, Carson	5.73	3-1	11	0	0	0/0	1	22.0	19	14	14	13	28	5	1	4	.244	0	2	0	1	1
17 Insko, Ryan	6.23	1-0	4	0	0	0/0	0	4.1	7	3	3	5	1	1	0	0	.412	0	1	0	1	0
33 Coulter, Bradley	9.00	0-1	4	0	0	0/0	0	4.0	3	5	4	3	5	1	0	1	.214	0	0	0	2	0
26 Horst, Chase	11.12	2-0	5	0	0	0/0	0	5.2	7	8	7	8	5	2	0	0	.304	1	1	0	0	1
40 Erdmann, Drew	15.43	0-0	2	0	0	0/0	0	2.1	5	4	4	1	3	0	1	0	.417	0	2	1	0	0
77 Shea, Alex	18.00	0-0	1	0	0	0/0	0	1.0	2	2	2	2	1	1	0	0	.400	1	0	0	0	0
35 Murphy, Will	27.00	0-0	1	0	0	0/0	0	0.1	3	1	1	0	0	0	0	1	.750	0	0	0	0	0
21 Parnell, Shawn	99.00	0-0	2	0	0	0/0	0	0.1	1	5	5	4	1	0	0	0	.500	0	0	0	0	0
Totals	5.55	17-13	30	30	1	1/1	6	264.1	278	178	163	141	247	55	5	37	.270	16	20	3	12	8
Opponents	6.25	13-17	30	30	0	1/1	4	263.1	280	180	185	141	280	40	5	24	.273	16	47	2	0	7

2024 Cincinnati Baseball
Conference statistics for Cincinnati (as of May 17, 2024)
(BIG 12 games only Sorted by Fielding pct)

Player	c	po	a	e	fld%	dp	sba	csb	sba%	pb	ci
44 O'Connor, Tommy	86	81	5	0	1.000	8	0	0	---	0	0
22 Hegemann, Josh	61	60	1	0	1.000	0	0	0	---	0	0
31 Sefcik, Luke	57	27	30	0	1.000	8	0	0	---	0	0
5 Jessee, Hunter	39	39	0	0	1.000	0	0	0	---	0	0
9 Guidry, Kameron	25	6	19	0	1.000	6	0	0	---	0	0
15 Klingenberg, Kory	9	9	0	0	1.000	0	0	0	---	0	0
27 Logue, Seth	7	3	4	0	1.000	0	10	1	.909	0	0
11 Taylor, Nathan	4	0	4	0	1.000	0	5	2	.714	0	0
28 Hugus, Griffin	4	0	4	0	1.000	0	0	1	.000	0	0
29 Marsh, Carson	3	0	3	0	1.000	0	0	1	.000	0	0
45 Garula, Brenden	3	1	2	0	1.000	0	0	1	.000	0	0
4 Springer, Sean	2	1	1	0	1.000	1	0	0	---	0	0
30 Hurth, Joey	2	1	1	0	1.000	0	1	0	1.000	0	0
17 Insco, Ryan	2	0	2	0	1.000	0	2	0	1.000	0	0
26 Horst, Chase	2	0	2	0	1.000	0	0	0	---	0	0
0 Jones, Alec	157	152	4	1	.994	0	10	2	.833	3	0
41 Kross, Josh	251	234	14	3	.988	17	12	5	.706	4	0
14 Vidourek, Landyn	58	55	1	2	.966	0	0	0	---	0	0
3 Mitchell, Christian	58	19	37	2	.966	8	0	1	.000	0	0
6 Palmieri, Max	23	9	13	1	.957	2	0	0	---	0	0
8 Brooks, Lauden	91	29	58	4	.956	15	0	0	---	0	0
42 Pearson, Dalton	51	47	1	3	.941	0	0	0	---	0	0
32 Boba, Tommy	10	4	5	1	.900	1	1	0	1.000	0	0
2 Cross, Kerrington	78	16	54	8	.897	4	0	0	---	0	0
33 Coulter, Bradley	0	0	0	0	.000	0	0	0	---	0	0
40 Erdmann, Drew	0	0	0	0	.000	0	0	0	---	0	0
16 Conte, Michael	0	0	0	0	.000	0	3	1	.750	0	0
10 Harting, Cole	0	0	0	0	.000	0	0	0	---	0	0
21 Parnell, Shawn	0	0	0	0	.000	0	0	0	---	0	0
35 Murphy, Will	0	0	0	0	.000	0	0	0	---	0	0
13 Wicks, Noah	0	0	0	0	.000	0	0	0	---	0	0
77 Shea, Alex	0	0	0	0	.000	0	0	0	---	0	0
Totals	1083	793	265	25	.977	26	22	8	.733	7	0
Opponents	1053	787	240	26	.975	25	39	7	.848	6	0

Hitting minimums - 1 Games 1% of Games 1 AB 1.0 AB/Game 1 TPA 2.0 TPA/Game

Pitching minimums - 1 Games 1.0 IP/Game

2024 Cincinnati Baseball
Game Results for Cincinnati (as of May 18, 2024)
(All games)

Date	Opponent	Score	Inns	Overall	BIG 12	Pitcher of record	Attend	Time
Feb 16, 2024	at Jacksonville-1	L 6-8	9	0-1-0	0-0-0	Marsh, C. (L 0-1)	418	3:01
Feb 16, 2024	at Jacksonville	L 3-11	9	0-2-0	0-0-0	Boba, T. (L 0-1)	508	2:08
Feb 20, 2024	NKU	w 10-2	9	1-2-0	0-0-0	Taylor, N. (W 1-0)	802	2:58
Feb 24, 2024	vs Ball State	w 6-5	9	2-2-0	0-0-0	Horst, C. (W 1-0)	1430	2:48
Feb 24, 2024	vs Illinois	w 10-3	9	3-2-0	0-0-0	Taylor, N. (W 1-0)	1422	2:50
Feb 25, 2024	at #25 Coastal Carolina	L 2-25	9	3-3-0	0-0-0	Boba, T. (L 0-2)	2406	3:39
Feb 27, 2024	at Xavier	L 9-11	9	3-4-0	0-0-0	Hugus, G. (L 0-1)	529	3:01
Feb 29, 2024	OAKLAND	w 9-6	9	4-4-0	0-0-0	Coulter, B. (W 1-0)	175	3:07
Mar 01, 2024	NORTHERN ILLINOIS	w 13-5	9	5-4-0	0-0-0	Taylor, N. (W 3-0)	210	3:07
Mar 02, 2024	NORTHERN ILLINOIS-1	w 6-5	7	6-4-0	0-0-0	Insco, R. (W 1-0)	-	2:32
Mar 02, 2024	NORTHERN ILLINOIS-2	L 4-6	9	6-5-0	0-0-0	Hugus, G. (L 0-2)	480	2:35
Mar 03, 2024	NORTHERN ILLINOIS	w 14-1	7	7-5-0	0-0-0	Garula, B (W 1-0)	1010	2:24
Mar 06, 2024	AKRON	w 19-8	9	8-5-0	0-0-0	Garula, B (W 2-0)	311	3:28
* Mar 08, 2024	at Kansas State	L 0-4	9	8-6-0	0-1-0	Logue, S. (L 0-1)	1472	2:29
* Mar 09, 2024	at Kansas State	w 11-7	9	9-6-0	1-1-0	Insco, R. (W 2-0)	1868	3:20
* Mar 10, 2024	at Kansas State	L 13-14	(12)	9-7-0	1-2-0	Coulter, B. (L 1-1)	1962	3:55
Mar 12, 2024	WESTERN ILLINOIS	L 11-12	9	9-8-0	1-2-0	Hurth, J. (L 0-1)	311	4:04
Mar 13, 2024	WESTERN ILLINOIS	w 8-3	9	10-8-0	1-2-0	Taylor, N. (W 4-0)	213	2:35
* Mar 15, 2024	KANSAS	L 4-14	9	10-9-0	1-3-0	Logue, S. (L 0-2)	317	3:20
* Mar 16, 2024	KANSAS	w 1-0	9	11-9-0	2-3-0	Boba, T. (W 1-2)	713	2:11
* Mar 17, 2024	KANSAS	w 10-1	9	12-9-0	3-3-0	Taylor, N. (W 5-0)	661	2:48
Mar 20, 2024	at Miami	w 11-3	9	13-9-0	3-3-0	Hurth, J. (W 1-1)	148	2:54
Mar 22, 2024	at Saint Louis	L 12-14	9	13-10-0	3-3-0	Logue, S. (L 0-3)	103	2:50
Mar 23, 2024	at Saint Louis	w 13-4	9	14-10-0	3-3-0	Boba, T. (W 2-2)	73	3:20
Mar 24, 2024	at Saint Louis	w 8-3	9	15-10-0	3-3-0	Insco, R. (W 3-0)	127	3:08
Mar 26, 2024	at Louisville	L 5-11	9	15-11-0	3-3-0	Erdmann, D. (L 0-1)	847	3:04
* Mar 28, 2024	at Baylor	w 8-3	9	16-11-0	4-3-0	Logue, S. (W 1-3)	1557	3:03
* Mar 29, 2024	at Baylor	L 6-8	9	16-12-0	4-4-0	Boba, T. (L 2-3)	1686	2:53
* Mar 30, 2024	at Baylor	L 2-9	9	16-13-0	4-5-0	Taylor, N. (L 5-1)	1767	2:41
* Apr 05, 2024	TCU	w 4-2	9	17-13-0	5-5-0	Logue, S. (W 2-3)	632	2:49
* Apr 06, 2024	TCU	w 6-2	9	18-13-0	6-5-0	Boba, T. (W 3-3)	1102	2:37
* Apr 07, 2024	TCU	w 13-2	7	19-13-0	7-5-0	Taylor, N. (W 6-1)	1192	2:15
Apr 09, 2024	vs Xavier	w 5-2	9	20-13-0	7-5-0	Marsh, C. (W 1-1)	1500	3:02
* Apr 12, 2024	at #20 Oklahoma State	L 4-8	(10)	20-14-0	7-6-0	Mitchelle, C (L 0-1)	5071	3:09
* Apr 13, 2024	at #20 Oklahoma State	L 5-12	9	20-15-0	7-7-0	Boba, T. (L 3-4)	5513	2:56
* Apr 14, 2024	at #20 Oklahoma State	L 6-10	9	20-16-0	7-8-0	Marsh, C. (L 1-2)	4469	3:11
Apr 16, 2024	EASTERN KENTUCKY	w 12-2	8	21-16-0	7-8-0	Conte, M. (W 1-0)	598	2:46
Apr 17, 2024	XAVIER	L 4-6	9	21-17-0	7-8-0	Boba, T. (L 3-5)	1207	2:55
* Apr 19, 2024	HOUSTON	w 6-4	9	22-17-0	8-8-0	Horst, C. (W 2-0)	558	3:18
* Apr 20, 2024	HOUSTON	w 5-4	9	23-17-0	9-8-0	Marsh, C. (W 2-2)	1109	3:11
* Apr 21, 2024	HOUSTON	L 5-8	9	23-18-0	9-9-0	Mitchelle, C (L 0-2)	597	3:10
* Apr 26, 2024	at UCF	w 9-4	9	24-18-0	10-9-0	Marsh, C. (W 3-2)	1661	2:59
* Apr 27, 2024	at UCF	L 2-5	9	24-19-0	10-10-0	Mitchelle, C (L 0-3)	2120	2:54
* Apr 28, 2024	at UCF	w 8-2	9	25-19-0	11-10-0	Horst, C. (W 3-0)	1763	3:19
Apr 30, 2024	at Ohio State	L 6-12	9	25-20-0	11-10-0	Hurth, J. (L 1-2)	1133	3:22
* May 03, 2024	WEST VIRGINIA	L 4-5	9	25-21-0	11-11-0	Logue, S. (L 2-4)	490	3:01
* May 04, 2024	WEST VIRGINIA	w 10-4	9	26-21-0	12-11-0	Boba, T. (W 4-5)	813	3:30
* May 05, 2024	WEST VIRGINIA	w 8-2	9	27-21-0	13-11-0	Taylor, N. (W 7-1)	1232	2:49
* May 09, 2024	at BYU	w 9-5	9	28-21-0	14-11-0	Marsh, C. (W 4-2)	1670	3:04
* May 10, 2024	at BYU	w 4-2	9	29-21-0	15-11-0	Boba, T. (W 5-5)	2442	2:52
* May 11, 2024	at BYU	w 12-5	9	30-21-0	16-11-0	Taylor, N. (W 8-1)	2355	2:51
* May 16, 2024	OKLAHOMA-1	L 6-14	9	30-22-0	16-12-0	Taylor, N. (L 8-2)	1305	3:09
* May 16, 2024	OKLAHOMA-2	L 8-12	9	30-23-0	16-13-0	Boba, T. (L 5-6)	1305	3:07
* May 17, 2024	OKLAHOMA	w 10-6	9	31-23-0	17-13-0	Conte, M. (W 2-0)	1684	3:55

* = Conference game

() extra inning game

2024 Cincinnati Baseball
Miscellaneous Stats for Cincinnati (as of May 18, 2024)
(All games)

Starting Lineup By Position
(Team W-L record when starter)

PITCHER:

11 Taylor, Nathan	15	(11-4)
32 Boba, Tommy	14	(7-7)
45 Garula, Brenden	8	(7-1)
27 Logue, Seth	8	(3-5)
33 Coulter, Bradley	4	(3-1)
26 Horst, Chase	3	(0-3)
28 Hugus, Griffin	1	(0-1)
29 Marsh, Carson	1	(0-1)

CATCHER:

0 Jones, Alec	29	(17-12)
41 Kross, Josh	22	(14-8)
15 Kligenbeck, Kory	3	(0-3)

FIRST BASE:

44 O'Connor, Tommy	27	(17-10)
41 Kross, Josh	27	(14-13)

SECOND BASE:

8 Brooks, Lauden	22	(16-6)
31 Sefcik, Luke	20	(10-10)
6 Palmieri, Max	7	(2-5)
3 Michelle, Christian	5	(3-2)

THIRD BASE:

2 Cross, Kerrington	53	(30-23)
6 Palmieri, Max	1	(1-0)

SHORTSTOP:

3 Michelle, Christian	25	(13-12)
8 Brooks, Lauden	18	(10-8)
9 Guidry, Kameron	10	(7-3)
6 Palmieri, Max	1	(1-0)

LEFT FIELD:

5 Jessee, Hunter	34	(20-14)
22 Hegemann, Josh	15	(9-6)
31 Sefcik, Luke	3	(0-3)
14 Vidourek, Landyn	1	(1-0)
10 Harting, Cole	1	(1-0)

CENTER FIELD:

42 Pearson, Dalton	36	(21-15)
22 Hegemann, Josh	18	(10-8)

RIGHT FIELD:

14 Vidourek, Landyn	40	(23-17)
22 Hegemann, Josh	13	(8-5)
31 Sefcik, Luke	1	(0-1)

DESIGNATED HITTER:

44 O'Connor, Tommy	23	(12-11)
3 Michelle, Christian	9	(5-4)
8 Brooks, Lauden	6	(3-3)
41 Kross, Josh	5	(3-2)
5 Jessee, Hunter	5	(3-2)
31 Sefcik, Luke	3	(2-1)
10 Harting, Cole	1	(1-0)
9 Guidry, Kameron	1	(1-0)
2 Cross, Kerrington	1	(1-0)

Starting Lineup By Lineup Spot
(Team W-L record when starter)

LEADOFF:

2 Cross, Kerrington	24	(12-12)
8 Brooks, Lauden	13	(9-4)
42 Pearson, Dalton	13	(8-5)
22 Hegemann, Josh	3	(2-1)
3 Michelle, Christian	1	(0-1)

2ND SPOT:

44 O'Connor, Tommy	35	(20-15)
22 Hegemann, Josh	10	(5-5)
8 Brooks, Lauden	7	(5-2)
31 Sefcik, Luke	1	(0-1)
2 Cross, Kerrington	1	(1-0)

3RD SPOT:

41 Kross, Josh	22	(12-10)
2 Cross, Kerrington	20	(13-7)
14 Vidourek, Landyn	8	(4-4)
22 Hegemann, Josh	3	(1-2)
44 O'Connor, Tommy	1	(1-0)

CLEANUP:

41 Kross, Josh	27	(16-11)
5 Jessee, Hunter	16	(10-6)
2 Cross, Kerrington	5	(3-2)
22 Hegemann, Josh	2	(1-1)
44 O'Connor, Tommy	2	(1-1)
8 Brooks, Lauden	1	(0-1)
3 Michelle, Christian	1	(0-1)

5TH SPOT:

22 Hegemann, Josh	16	(11-5)
31 Sefcik, Luke	8	(4-4)
44 O'Connor, Tommy	7	(3-4)
3 Michelle, Christian	7	(3-4)
41 Kross, Josh	5	(3-2)
5 Jessee, Hunter	3	(1-2)
2 Cross, Kerrington	3	(2-1)
8 Brooks, Lauden	2	(1-1)
9 Guidry, Kameron	2	(2-0)
6 Palmieri, Max	1	(1-0)

6TH SPOT:

3 Michelle, Christian	10	(7-3)
8 Brooks, Lauden	9	(5-4)
5 Jessee, Hunter	9	(4-5)
31 Sefcik, Luke	9	(5-4)
22 Hegemann, Josh	8	(5-3)
9 Guidry, Kameron	5	(2-3)
2 Cross, Kerrington	1	(0-1)
14 Vidourek, Landyn	1	(1-0)
44 O'Connor, Tommy	1	(1-0)
6 Palmieri, Max	1	(1-0)

7TH SPOT:

14 Vidourek, Landyn	12	(7-5)
5 Jessee, Hunter	10	(7-3)
8 Brooks, Lauden	9	(6-3)
6 Palmieri, Max	5	(1-4)
0 Jones, Alec	5	(4-1)
3 Michelle, Christian	3	(1-2)
44 O'Connor, Tommy	3	(2-1)
31 Sefcik, Luke	2	(0-2)
9 Guidry, Kameron	2	(2-0)
10 Harting, Cole	1	(1-0)
15 Kligenbeck, Kory	1	(0-1)
42 Pearson, Dalton	1	(0-1)

8TH SPOT:

0 Jones, Alec	22	(12-10)
3 Michelle, Christian	7	(4-3)
31 Sefcik, Luke	7	(3-4)

2024 Cincinnati Baseball
Miscellaneous Stats for Cincinnati (as of May 18, 2024)
(All games)

STARTERS SUMMARY

Player	GS	Position										Batting Order									
		p	c	1b	2b	3b	ss	lf	cf	rf	of	dh	1st	2nd	3rd	4th	5th	6th	7th	8th	9th
41 Kross, Josh	54	.	22	27	5	.	.	22	27	5
2 Cross, Kerringt	54	53	1	24	1	20	5	3	1	.	.	.
44 O'Connor, Tom	50	.	.	27	23	.	35	1	2	7	1	3	1	.
22 Hegemann, Jos	46	15	18	13	.	.	3	10	3	2	16	8	.	1	3
8 Brooks, Lauden	46	.	.	.	22	.	18	6	13	7	.	1	2	9	9	5	.
14 Vidourek, Land	41	1	.	40	8	.	.	1	12	1	19
5 Jessee, Hunter	39	34	.	.	.	5	.	.	.	16	3	9	10	1	.
3 Mitchelle, Chris	39	.	.	.	5	.	25	9	1	.	.	1	7	10	3	7	10
42 Pearson, Dalto	36	36	.	.	.	13	1	4	18
0 Jones, Alec	29	.	29	5	22	2
31 Sefcik, Luke	27	.	.	.	20	.	.	3	.	1	.	3	.	1	.	.	8	9	2	7	.
11 Taylor, Nathan	15	15
32 Boba, Tommy	14	14
9 Guidry, Kamero	11	10	1	2	5	2	.	2
6 Palmieri, Max	9	.	.	.	7	1	1	1	1	5	2	.	.
27 Logue, Seth	8	8
45 Garula, Brende	8	8
33 Coulter, Bradle	4	4
15 Kligenbeck, K	3	.	3	1	2	.
26 Horst, Chase	3	3
10 Harting, Cole	2	1	.	.	.	1	1	1	.
29 Marsh, Carson	1	1
28 Hugus, Griffin	1	1

2024 CINCINNATI BASEBALL

2024 STATISTICS

2024 Cincinnati Baseball
Team Game-by-Game for Cincinnati (as of May 18, 2024)
Batting (All games)

Date	Opponent	ab	r	h	rbi	2b	3b	hr	tb	bb	ibb	sb	cs	hbp	sac	sf	gdp	k	po	a	e	lob	avg
Feb 16	at Jacksonville	35	6	9	4	2	0	1	14	3	0	1	0	0	1	1	0	11	26	7	0	7	.257
Feb 16	at Jacksonville	32	3	4	3	0	0	1	7	7	0	2	0	1	0	0	0	12	24	6	2	10	.194
Feb 20	NKU	35	10	15	8	1	0	2	22	6	0	4	2	4	0	1	1	4	27	12	0	12	.275
Feb 24	vs Ball State	30	6	8	4	1	1	0	11	8	0	0	0	1	1	1	0	9	27	12	2	11	.273
Feb 24	vs Illinois	35	10	10	10	0	0	2	16	5	0	0	0	2	0	1	1	14	27	5	0	6	.275
Feb 25	at Coastal Carolina	34	2	8	2	0	0	1	11	6	0	0	0	1	0	0	1	10	24	6	4	12	.269
Feb 27	at Xavier	36	9	10	9	1	0	2	17	5	0	1	1	0	0	1	0	8	24	15	2	6	.270
Feb 29	OAKLAND	35	9	11	8	2	1	2	21	4	0	1	0	2	0	1	0	9	27	7	0	9	.276
Mar 01	NORTHERN ILLINOIS	33	13	12	11	7	0	0	19	6	0	2	0	1	0	2	0	5	27	5	1	5	.285
Mar 02	NORTHERN ILLINOIS	19	6	2	4	0	0	0	2	12	0	4	0	4	0	1	1	8	21	7	2	11	.275
Mar 02	NORTHERN ILLINOIS	39	4	11	3	1	0	1	15	5	0	0	1	4	0	0	0	7	27	10	1	17	.275
Mar 03	NORTHERN ILLINOIS	26	14	11	14	2	0	2	19	8	0	6	0	1	0	2	0	9	21	7	1	5	.285
Mar 06	AKRON	37	19	15	17	3	0	1	21	11	0	7	0	2	0	0	1	4	27	6	1	7	.296
*Mar 08	at Kansas State	27	0	0	0	0	0	0	0	2	0	0	0	1	1	0	0	9	24	5	2	4	.278
*Mar 09	at Kansas State	36	11	9	9	1	0	0	10	6	0	0	0	4	0	1	0	11	27	17	3	9	.276
*Mar 10	at Kansas State	51	13	20	13	0	1	2	28	7	0	3	1	2	0	1	2	11	34	13	2	12	.287
Mar 12	WESTERN ILLINOIS	35	11	10	11	4	2	3	27	12	1	5	0	2	0	1	1	7	27	13	3	12	.287
Mar 13	WESTERN ILLINOIS	35	8	12	8	4	0	1	19	4	0	7	1	1	0	0	0	5	27	13	2	8	.290
*Mar 15	KANSAS	35	4	8	3	3	0	0	11	5	0	0	0	2	0	0	0	8	27	9	1	11	.287
*Mar 16	KANSAS	26	1	4	1	1	0	0	5	2	0	0	0	1	1	0	0	8	27	10	0	5	.282
*Mar 17	KANSAS	42	10	15	8	3	0	0	18	6	0	2	1	0	0	0	0	6	27	11	0	14	.286
Mar 20	at Miami	37	11	13	11	2	1	0	17	10	0	5	0	1	0	2	0	5	27	10	1	12	.289
Mar 22	at Saint Louis	37	12	11	12	1	0	8	36	5	0	0	0	0	1	0	0	7	24	7	1	4	.290
Mar 23	at Saint Louis	40	13	13	11	3	0	2	22	7	0	10	0	3	0	1	0	7	27	15	0	11	.291
Mar 24	at Saint Louis	39	8	13	7	1	0	0	14	3	0	4	0	1	1	0	0	3	27	10	1	9	.293
Mar 26	at Louisville	33	5	7	5	3	0	2	16	2	0	0	1	1	0	0	0	11	24	8	1	4	.290
*Mar 28	at Baylor	35	8	10	7	2	0	2	18	5	0	2	1	2	1	0	1	13	27	4	1	8	.290
*Mar 29	at Baylor	41	6	15	6	1	0	1	19	3	0	1	0	1	0	0	1	8	24	9	0	12	.293
*Mar 30	at Baylor	27	2	2	1	0	0	0	2	5	0	1	1	2	0	0	0	14	24	10	0	5	.287
*Apr 05	TCU	28	4	5	4	0	0	0	5	4	0	2	0	2	0	0	0	9	27	7	1	6	.284
*Apr 06	TCU	29	6	6	6	1	0	1	10	6	0	5	0	2	0	0	1	13	27	7	0	7	.282
*Apr 07	TCU	29	13	10	13	1	0	2	17	8	0	0	0	1	0	1	0	6	21	8	0	7	.284
Apr 09	vs Xavier	29	5	6	5	0	1	0	8	11	0	1	1	2	1	2	0	8	27	9	2	13	.282
*Apr 12	at Oklahoma State	38	4	8	4	3	0	0	11	2	0	0	0	0	0	0	0	16	27	4	2	6	.280
*Apr 13	at Oklahoma State	37	5	12	5	4	0	0	16	1	0	0	0	0	0	1	1	8	24	6	1	7	.281
*Apr 14	at Oklahoma State	34	6	9	6	2	1	2	19	1	0	2	0	3	0	1	0	13	24	6	0	6	.281
Apr 16	EASTERN KENTUCKY	34	12	12	11	1	0	2	19	9	0	3	1	3	0	0	1	4	24	4	1	12	.283
Apr 17	XAVIER	36	4	9	4	4	0	1	16	7	0	1	0	1	0	0	0	9	27	11	1	13	.282
*Apr 19	HOUSTON	31	6	10	6	0	0	1	13	5	0	1	0	1	1	1	1	8	27	8	0	9	.283
*Apr 20	HOUSTON	33	5	11	5	2	0	0	13	8	1	1	0	1	0	1	1	12	27	9	1	14	.284
*Apr 21	HOUSTON	30	5	4	5	1	0	1	8	9	1	1	0	0	1	0	0	10	27	11	2	8	.281
*Apr 26	at UCF	32	9	6	9	2	0	0	8	6	0	0	0	2	0	1	0	10	27	7	0	5	.278
*Apr 27	at UCF	32	2	5	1	1	1	0	8	4	1	2	0	2	0	0	1	11	24	7	0	9	.276
*Apr 28	at UCF	41	8	16	8	2	0	0	18	3	0	3	0	0	0	0	0	8	27	10	1	9	.279
Apr 30	at Ohio State	31	6	5	6	0	0	2	11	7	0	0	1	3	0	1	0	9	24	8	1	9	.277
*May 03	WEST VIRGINIA	33	4	9	4	1	0	1	13	5	0	3	0	5	0	0	2	8	27	8	0	12	.276
*May 04	WEST VIRGINIA	35	10	14	10	1	0	4	27	5	0	0	0	3	0	0	2	8	27	12	0	9	.279
*May 05	WEST VIRGINIA	30	8	7	5	0	0	1	10	7	1	3	1	2	1	0	0	8	27	13	0	8	.278
*May 09	at BYU	36	9	11	9	2	2	3	26	8	1	3	1	2	0	0	0	14	27	7	0	10	.279
*May 10	at BYU	34	4	11	4	2	0	1	16	3	0	1	0	1	0	0	0	6	27	10	0	7	.280
*May 11	at BYU	39	12	13	11	1	0	4	26	4	0	0	0	2	0	0	0	8	27	9	1	6	.281
*May 16	OKLAHOMA	31	6	6	6	0	0	4	18	2	0	0	0	1	1	1	0	11	27	8	2	3	.279
*May 16	OKLAHOMA	37	8	12	8	2	0	3	23	2	0	3	0	1	0	0	2	10	27	11	2	5	.280
*May 17	OKLAHOMA	35	10	12	9	1	0	1	16	7	0	0	1	1	0	0	1	4	27	9	3	9	.282
Totals		1836	405	517	374	83	11	70	832	304	6	103	16	88	12	27	23	474	1407	478	55	467	.282

2024 CINCINNATI BASEBALL

2024 Cincinnati Baseball Team Game-by-Game for Cincinnati (as of May 18, 2024) Pitching (All games)

Date	Opponent	ip	h	r	er	bb	so	2b	3b	hr	wp	bk	hbp	dp	ibb	score	w-l	sv	era
Feb 16	at Jacksonville	8.2	10	8	8	5	6	0	1	1	0	0	0	0	0	6-8	0-1	0	8.31
Feb 16	at Jacksonville	8.0	12	11	11	9	13	3	0	1	2	0	3	0	0	3-11	0-2	0	10.26
Feb 20	NKU	9.0	7	2	2	2	8	0	0	1	0	0	0	1	0	10-2	1-2	0	7.36
Feb 24	vs Ball State	9.0	9	5	5	1	6	3	0	2	1	0	2	1	0	6-5	2-2	1	6.75
Feb 24	vs Illinois	9.0	6	3	3	3	14	1	0	1	1	0	1	0	0	10-3	3-2	2	5.98
Feb 25	at Coastal Carolina	8.0	15	25	12	10	8	3	0	4	1	0	8	0	0	2-25	3-3	2	7.14
Feb 27	at Xavier	8.0	12	11	11	6	4	5	0	3	0	0	2	3	0	9-11	3-4	2	7.84
Feb 29	OAKLAND	9.0	10	6	6	5	11	3	1	0	0	0	2	0	0	9-6	4-4	3	7.60
Mar 01	NORTHERN ILLINOIS	9.0	10	5	5	3	12	1	0	2	0	0	2	1	0	13-5	5-4	3	7.30
Mar 02	NORTHERN ILLINOIS	7.0	7	5	2	1	7	1	0	1	0	0	0	0	0	6-5	6-4	3	6.91
Mar 02	NORTHERN ILLINOIS	9.0	8	6	5	4	4	2	0	1	0	0	0	1	0	4-6	6-5	3	6.73
Mar 03	NORTHERN ILLINOIS	7.0	4	1	0	5	7	0	0	0	1	0	2	2	0	14-1	7-5	3	6.26
Mar 06	AKRON	9.0	10	8	8	5	16	1	0	1	2	0	1	0	0	19-8	8-5	3	6.40
*Mar 08	at Kansas State	8.0	9	4	4	6	6	1	0	2	0	0	0	0	0	0-4	8-6	3	6.27
*Mar 09	at Kansas State	9.0	10	7	6	10	7	2	0	0	0	0	0	2	0	11-7	9-6	3	6.25
*Mar 10	at Kansas State	11.1	19	14	13	6	7	3	0	4	2	0	0	1	1	13-14	9-7	3	6.59
Mar 12	WESTERN ILLINOIS	9.0	13	12	7	9	9	3	0	1	1	0	3	0	0	11-12	9-8	3	6.61
Mar 13	WESTERN ILLINOIS	9.0	4	3	2	4	10	1	0	0	1	0	0	0	0	8-3	10-8	3	6.35
*Mar 15	KANSAS	9.0	15	14	14	13	5	4	0	0	2	0	0	0	0	4-14	10-9	3	6.76
*Mar 16	KANSAS	9.0	2	0	0	2	8	1	0	0	0	0	1	0	0	1-0	11-9	4	6.41
*Mar 17	KANSAS	9.0	6	1	1	2	8	1	0	1	0	0	0	1	0	10-1	12-9	5	6.15
Mar 20	at Miami	9.0	5	3	2	1	8	0	0	0	1	0	3	0	0	11-3	13-9	5	5.95
Mar 22	at Saint Louis	8.0	17	14	13	1	2	2	0	3	0	0	2	0	0	12-14	13-10	5	6.30
Mar 23	at Saint Louis	9.0	8	4	4	4	5	2	0	0	2	0	3	3	0	13-4	14-10	5	6.20
Mar 24	at Saint Louis	9.0	8	3	3	4	5	0	0	1	0	0	2	2	0	8-3	15-10	6	6.07
Mar 26	at Louisville	8.0	15	11	11	5	7	3	2	3	0	0	0	0	0	5-11	15-11	6	6.29
*Mar 28	at Baylor	9.0	9	3	3	1	12	1	0	0	1	0	0	1	0	8-3	16-11	6	6.17
*Mar 29	at Baylor	8.0	9	8	8	5	6	4	1	1	0	0	4	2	0	6-8	16-12	6	6.26
*Mar 30	at Baylor	8.0	13	9	9	6	3	2	0	1	1	0	2	2	0	2-9	16-13	6	6.38
*Apr 05	TCU	9.0	8	2	2	1	8	2	0	1	0	0	2	1	0	4-2	17-13	6	6.23
*Apr 06	TCU	9.0	3	2	2	4	11	1	0	0	1	0	2	0	0	6-2	18-13	7	6.09
*Apr 07	TCU	7.0	6	2	2	0	9	3	0	1	0	0	0	1	0	13-2	19-13	7	6.00
Apr 09	vs Xavier	9.0	5	2	2	2	10	1	0	1	1	0	0	1	0	5-2	20-13	8	5.87
*Apr 12	at Oklahoma State	9.0	7	8	8	9	13	2	0	1	0	0	0	0	3	4-8	20-14	8	5.94
*Apr 13	at Oklahoma State	8.0	10	12	11	6	12	1	1	2	0	0	1	1	0	5-12	20-15	8	6.11
*Apr 14	at Oklahoma State	8.0	14	10	10	5	9	3	0	5	0	0	0	0	1	6-10	20-16	8	6.24
Apr 16	EASTERN KENTUCKY	8.0	8	2	2	3	11	3	0	0	0	0	0	1	0	12-2	21-16	8	6.14
Apr 17	XAVIER	9.0	7	6	6	5	7	1	0	2	1	0	3	1	0	4-6	21-17	8	6.14
*Apr 19	HOUSTON	9.0	9	4	4	7	11	1	0	0	0	0	0	1	0	6-4	22-17	9	6.08
*Apr 20	HOUSTON	9.0	8	4	3	6	8	1	0	0	1	0	0	2	0	5-4	23-17	9	6.00
*Apr 21	HOUSTON	9.0	13	8	8	6	6	1	0	3	2	0	1	1	0	5-8	23-18	9	6.05
*Apr 26	at UCF	9.0	4	4	4	3	11	0	0	1	0	1	1	1	0	9-4	24-18	9	6.00
*Apr 27	at UCF	8.0	13	5	5	4	6	1	0	1	1	0	0	0	1	2-5	24-19	9	5.99
*Apr 28	at UCF	9.0	7	2	2	3	8	0	0	1	1	0	1	0	0	8-2	25-19	10	5.90
Apr 30	at Ohio State	8.0	14	12	11	5	11	1	2	1	1	0	4	2	0	6-12	25-20	10	6.03
*May 03	WEST VIRGINIA	9.0	7	5	5	4	5	0	0	4	0	0	0	0	0	4-5	25-21	10	6.01
*May 04	WEST VIRGINIA	9.0	7	4	4	3	12	1	0	2	0	0	0	2	0	10-4	26-21	10	5.96
*May 05	WEST VIRGINIA	9.0	6	2	2	3	8	3	0	0	0	0	1	2	0	8-2	27-21	10	5.88
*May 09	at BYU	9.0	7	5	5	4	11	2	0	2	1	0	0	1	0	9-5	28-21	10	5.86
*May 10	at BYU	9.0	7	2	2	5	10	1	0	1	0	0	0	1	0	4-2	29-21	11	5.78
*May 11	at BYU	9.0	11	5	4	5	8	5	0	0	2	0	0	0	0	12-5	30-21	11	5.74
*May 16	OKLAHOMA	9.0	16	14	12	3	5	2	2	1	0	2	3	1	0	6-14	30-22	11	5.87
*May 16	OKLAHOMA	9.0	13	12	5	3	6	2	1	1	0	0	1	1	0	8-12	30-23	11	5.85
*May 17	OKLAHOMA	9.0	10	6	5	6	8	4	0	1	1	0	0	1	0	10-6	31-23	11	5.83
Totals		469.0	502	346	304	243	448	95	11	67	32	3	63	45	6	405-346	31-23	11	5.83

2024 Cincinnati Baseball
Games Summary for Cincinnati (as of May 18, 2024)
(All games)

Score by innings	1	2	3	4	5	6	7	8	9	EX	Total
Cincinnati	58	50	53	44	38	53	55	39	13	2	405
Opponents	52	41	39	42	39	50	31	31	14	7	346

Record when ...

Overall	31-23	After 6 leading	25-4
Conference	17-13 trailing	6-17
Non-Conference	14-10 tied	0-2
Home games	18-8	After 7 leading	24-2
Away games	10-15 trailing	2-17
Neutral site	3-0 tied	2-4
Day games	26-15	After 8 leading	26-1
Night games	5-8 trailing	0-19
vs Left starter	8-7 tied	1-3
vs Right starter	23-16		
1-Run games	4-3	Hit 0 home runs	13-6
2-Run games	3-6	... 1 home run	7-8
5+Run games	18-8	... 2+ home runs	11-9
Extra innings	0-2		
Shutouts	1-1	Opponent 0 home runs	14-1
	 1 home run	13-11
Scoring 0-2 runs	1-4 2+ HRs	4-11
..... 3-5 runs	4-9		
..... 6-9 runs	12-7	Made 0 errors	14-6
..... 10+ runs	14-3 1 error	11-7
	 2+ errors	6-10
Opponent 0-2 runs	12-0		
..... 3-5 runs	15-3	Opp. made 0 errors	10-10
..... 6-9 runs	4-7 1 error	11-5
..... 10+ runs	0-13 2+ errors	10-8
Scored in 1st inning	15-12	Out-hit opponent	27-7
Opp. scored in 1st	5-12	Out-hit by opponent	4-16
Scores first	22-12	Hits are tied	0-0
Opp. scores first	9-11		

Record when team scores:

Runs	0	1	2	3	4	5	6	7	8	9	10+
W-L	0-1	1-0	0-3	0-1	2-5	2-3	4-5	0-0	5-1	3-1	14-3

Record when opponent scores:

Runs	0	1	2	3	4	5	6	7	8	9	10+
W-L	1-0	2-0	9-0	5-0	5-1	5-2	2-2	1-0	1-4	0-1	0-13

Record when leading after:

Inn.	1	2	3	4	5	6	7	8
W-L	12-6	17-4	23-5	22-7	24-5	25-4	24-2	26-1

Record when trailing after:

Inn.	1	2	3	4	5	6	7	8
W-L	2-10	5-13	3-14	7-14	6-14	6-17	2-17	0-19

Record when tied after:

Inn.	1	2	3	4	5	6	7	8
W-L	17-7	9-6	5-4	2-2	1-4	0-2	2-4	1-3

Current winning streak: 1
Longest winning streak: 5
Longest losing streak: 3

Home attendance : 19027 (25 dates avg = 761)
Away attendance : 48020 (28 dates avg = 1715)
Total attendance: 67047 (53 dates avg = 1265)

2024 Cincinnati Baseball
Season Game Highs for Cincinnati (as of May 18, 2024)
(All games)

TEAM GAME HIGHS

Batting

At bats:	51	-	at Kansas State (Mar 10, 2024)
Runs scored:	19	-	vs Akron (Mar 06, 2024)
Hits:	20	-	at Kansas State (Mar 10, 2024)
RBIs:	17	-	vs Akron (Mar 06, 2024)
Doubles:	7	-	vs Northern Illinois (Mar 01, 2024)
Triples:	2	-	vs Western Illinois (Mar 12, 2024)
	2	-	at BYU (May 09, 2024)
Home runs:	8	-	at Saint Louis (Mar 22, 2024)
Total bases:	36	-	at Saint Louis (Mar 22, 2024)
Walks:	12	-	vs Northern Illinois (Mar 02, 2024)
	12	-	vs Western Illinois (Mar 12, 2024)
Strikeouts:	16	-	at Oklahoma State (Apr 12, 2024)
Sac hits:	1	-	(12 times)
Sac flies:	2	-	(4 times)
Stolen bases:	10	-	at Saint Louis (Mar 23, 2024)
Hit by pitch:	5	-	vs West Virginia (May 03, 2024)
Caught stealing:	2	-	vs NKU (Feb 20, 2024)
Runners LOB:	17	-	vs Northern Illinois (Mar 02, 2024)
Hit into DP:	4	-	at BYU (May 10, 2024)

Fielding

Putouts:	34	-	at Kansas State (Mar 10, 2024)
Assists:	17	-	at Kansas State (Mar 09, 2024)
Errors:	4	-	at Coastal Carolina (Feb 25, 2024)
Passed balls:	2	-	at Kansas State (Mar 10, 2024)
DPs turned:	3	-	at Xavier (Feb 27, 2024)
	3	-	at Saint Louis (Mar 23, 2024)

Pitching

Innings pitched:	11.1	-	at Kansas State (Mar 10, 2024)
Runs allowed:	25	-	at Coastal Carolina (Feb 25, 2024)
Earned runs:	14	-	vs Kansas (Mar 15, 2024)
Walks allowed:	13	-	vs Kansas (Mar 15, 2024)
Strikeouts:	16	-	vs Akron (Mar 06, 2024)
Hits allowed:	19	-	at Kansas State (Mar 10, 2024)
Doubles allowed:	5	-	at Xavier (Feb 27, 2024)
	5	-	at BYU (May 11, 2024)
Triples allowed:	2	-	at Louisville (Mar 26, 2024)
	2	-	at Ohio State (Apr 30, 2024)
	2	-	vs Oklahoma (May 16, 2024)
Homers allowed:	5	-	at Oklahoma State (Apr 14, 2024)
Wild pitches:	2	-	(7 times)
Hit batters:	8	-	at Coastal Carolina (Feb 25, 2024)

2024 Cincinnati Baseball
Season Game Highs for Cincinnati (as of May 18, 2024)
(All games)

INDIVIDUAL GAME HIGHS

Batting

At bats:	6	-	(12 times)
Runs scored:	4	-	Cross, Kerrington vs Illinois (Feb 24, 2024 at Conway, S.C.)
	4	-	Cross, Kerrington vs Akron (Mar 06, 2024)
	4	-	Brooks, Lauden at Saint Louis (Mar 23, 2024)
Hits:	4	-	(5 times)
RBIs:	6	-	Kross, Josh vs Northern Illinois (Mar 03, 2024)
	6	-	Brooks, Lauden at BYU (May 11, 2024)
Doubles:	2	-	(7 times)
Triples:	1	-	(11 times)
Home runs:	3	-	Kross, Josh at Saint Louis (Mar 22, 2024)
Total bases:	12	-	Kross, Josh at Saint Louis (Mar 22, 2024)
Walks:	3	-	(11 times)
Strikeouts:	4	-	Cross, Kerrington at Baylor (Mar 28, 2024)
	4	-	Brooks, Lauden at Oklahoma State (Apr 12, 2024)
	4	-	O'Connor, Tommy at BYU (May 09, 2024)
Sac hits:	1	-	(12 times)
Sac flies:	2	-	Guidry, Kameron vs Northern Illinois (Mar 03, 2024)
Stolen bases:	3	-	Sefcik, Luke vs Northern Illinois (Mar 03, 2024)
	3	-	Brooks, Lauden vs Western Illinois (Mar 12, 2024)
	3	-	Pearson, Dalton vs TCU (Apr 06, 2024)
Hit by pitch:	2	-	(8 times)
Caught stealing:	1	-	(16 times)
Runners LOB:	5	-	(6 times)

Fielding

Putouts:	15	-	O'Connor, Tommy vs Western Illinois (Mar 13, 2024)
Assists:	7	-	Cross, Kerrington vs Western Illinois (Mar 12, 2024)
	7	-	Brooks, Lauden at Saint Louis (Mar 23, 2024)
Errors:	2	-	(7 times)
Passed balls:	2	-	Jones, Alec at Kansas State (Mar 10, 2024)

Pitching

Innings pitched:	8.0	-	Boba, Tommy vs Kansas (Mar 16, 2024)
Runs allowed:	9	-	Logue, Seth at Saint Louis (Mar 22, 2024)
Earned runs:	9	-	Logue, Seth at Saint Louis (Mar 22, 2024)
Walks allowed:	5	-	Taylor, Nathan at Kansas State (Mar 09, 2024)
Strikeouts:	10	-	Taylor, Nathan vs Illinois (Feb 24, 2024 at Conway, S.C.)
Hits allowed:	11	-	Logue, Seth at Saint Louis (Mar 22, 2024)
Doubles allowed:	3	-	(4 times)
Triples allowed:	2	-	Taylor, Nathan vs Oklahoma (May 16, 2024)
Homers allowed:	4	-	Boba, Tommy at Coastal Carolina (Feb 25, 2024)
	4	-	Logue, Seth vs West Virginia (May 03, 2024)
Wild pitches:	2	-	Hugus, Griffin at BYU (May 11, 2024)
Hit batters:	2	-	(8 times)

2024 Cincinnati Baseball Batting Leaders for Cincinnati (as of May 18, 2024) (All games)

Hitting minimums - 1 Games 1% of Games 1 AB 1.0 AB/Game 1 TPA 2.0 TPA/Game
Pitching minimums - 1 Games 1.0 IP/Game

Batting avg		Slugging pct		On base pct	
1. 22 Hegemann, Josh	.345	1. 41 Kross, Josh	.656	1. 22 Hegemann, Josh	.460
2. 2 Cross, Kerrington	.325	2. 2 Cross, Kerrington	.536	2. 2 Cross, Kerrington	.452
3. 41 Kross, Josh	.321	3. 44 O'Connor, Tommy	.534	3. 41 Kross, Josh	.440
4. 3 Michelle, Christian	.315	4. 14 Vidourek, Landyn	.471	4. 14 Vidourek, Landyn	.424
5. 8 Brooks, Lauden	.307	5. 0 Jones, Alec	.431	5. 44 O'Connor, Tommy	.413
Runs scored		Hits		Runs batted in	
1. 2 Cross, Kerrington	61	1. 2 Cross, Kerrington	68	1. 41 Kross, Josh	65
2. 41 Kross, Josh	49	2. 41 Kross, Josh	67	2. 2 Cross, Kerrington	50
3. 44 O'Connor, Tommy	44	3. 22 Hegemann, Josh	58	3. 44 O'Connor, Tommy	43
4. 8 Brooks, Lauden	42	4. 8 Brooks, Lauden	55	4. 5 Jessee, Hunter	33
5. 22 Hegemann, Josh	39	5. 44 O'Connor, Tommy	53	8 Brooks, Lauden	33
Doubles		Triples		Home runs	
1. 41 Kross, Josh	13	1. 8 Brooks, Lauden	3	1. 41 Kross, Josh	19
2. 14 Vidourek, Landyn	10	2. 2 Cross, Kerrington	2	2. 44 O'Connor, Tommy	12
2 Cross, Kerrington	10	44 O'Connor, Tommy	2	3. 2 Cross, Kerrington	10
4. 8 Brooks, Lauden	9	42 Pearson, Dalton	2	4. 14 Vidourek, Landyn	6
5. 2 tied at.....	8	5. 2 tied at.....	1	0 Jones, Alec	6
Total bases		Walks		Hit by pitch	
1. 41 Kross, Josh	137	1. 2 Cross, Kerrington	42	1. 41 Kross, Josh	24
2. 2 Cross, Kerrington	112	2. 44 O'Connor, Tommy	39	2. 5 Jessee, Hunter	13
3. 44 O'Connor, Tommy	101	3. 14 Vidourek, Landyn	37	3. 2 Cross, Kerrington	8
4. 8 Brooks, Lauden	76	4. 22 Hegemann, Josh	34	4. 8 Brooks, Lauden	6
5. 22 Hegemann, Josh	69	5. 42 Pearson, Dalton	24	14 Vidourek, Landyn	6
Sac bunts		Sac flies		Stolen bases	
1. 31 Sefcik, Luke	3	1. 22 Hegemann, Josh	4	1. 14 Vidourek, Landyn	17
2. 2 Cross, Kerrington	2	2. 42 Pearson, Dalton	3	2. 2 Cross, Kerrington	15
22 Hegemann, Josh	2	14 Vidourek, Landyn	3	22 Hegemann, Josh	15
4. 5 tied at.....	1	31 Sefcik, Luke	3	4. 42 Pearson, Dalton	14
		5. 6 tied at.....	2	5. 8 Brooks, Lauden	12
Caught stealing		Steal attempts		Stolen base pct	
1. 22 Hegemann, Josh	3	1. 14 Vidourek, Landyn	20	1. 41 Kross, Josh	1.000
14 Vidourek, Landyn	3	2. 22 Hegemann, Josh	18	5 Jessee, Hunter	1.000
3. 4 tied at.....	2	3. 2 Cross, Kerrington	17	0 Jones, Alec	1.000
		4. 42 Pearson, Dalton	16	4. 3 Michelle, Christian	.889
		5. 8 Brooks, Lauden	14	5. 2 Cross, Kerrington	.882
Strikeouts		Grounded into DP		Total plate appearances	
1. 44 O'Connor, Tommy	69	1. 0 Jones, Alec	6	1. 2 Cross, Kerrington	263
2. 8 Brooks, Lauden	52	2. 8 Brooks, Lauden	4	2. 41 Kross, Josh	257
3. 14 Vidourek, Landyn	45	3. 5 Jessee, Hunter	3	3. 44 O'Connor, Tommy	235
4. 2 Cross, Kerrington	44	3 Michelle, Christian	3	4. 22 Hegemann, Josh	213
5. 42 Pearson, Dalton	42	5. 3 tied at.....	2	5. 8 Brooks, Lauden	210
At bats		Games played		Game starts	
1. 2 Cross, Kerrington	209	1. 2 Cross, Kerrington	54	1. 2 Cross, Kerrington	54
41 Kross, Josh	209	41 Kross, Josh	54	41 Kross, Josh	54
3. 44 O'Connor, Tommy	189	3. 44 O'Connor, Tommy	52	3. 44 O'Connor, Tommy	50
4. 8 Brooks, Lauden	179	4. 14 Vidourek, Landyn	50	4. 22 Hegemann, Josh	46
5. 22 Hegemann, Josh	168	5. 2 tied at.....	49	8 Brooks, Lauden	46
Games as sub					
1. 9 Guidry, Kameron	16				
2. 42 Pearson, Dalton	13				
3. 6 Palmieri, Max	12				
4. 10 Harting, Cole	10				
5. 2 tied at.....	9				

2024 Cincinnati Baseball
Pitching Leaders for Cincinnati (as of May 18, 2024)
(All games)

Hitting minimums - 1 Games 1% of Games 1 AB 1.0 AB/Game 1 TPA 2.0 TPA/Game
 Pitching minimums - 1 Games 1.0 IP/Game

Earned run avg		Opposing bat avg		Won-loss pct	
1. 11 Taylor, Nathan	5.45	1. 32 Boba, Tommy	.244	1. 11 Taylor, Nathan	.800
2. 32 Boba, Tommy	5.48	2. 11 Taylor, Nathan	.264	2. 32 Boba, Tommy	.455
3. 27 Logue, Seth	7.25	3. 27 Logue, Seth	.278	3. 27 Logue, Seth	.333
Wins		Losses		Saves	
1. 11 Taylor, Nathan	8	1. 32 Boba, Tommy	6	1. 3 Michelle, Christian	6
2. 32 Boba, Tommy	5	2. 27 Logue, Seth	4	2. 28 Hugus, Griffin	2
3. 29 Marsh, Carson	4	3. 3 Michelle, Christian	3	3. 45 Garula, Brenden	1
4. 17 Insco, Ryan	3	4. 4 tied at.....	2	17 Insco, Ryan	1
26 Horst, Chase	3			29 Marsh, Carson	1
Innings pitched		Batters struck out		Appearances	
1. 11 Taylor, Nathan	69.1	1. 11 Taylor, Nathan	68	1. 45 Garula, Brenden	24
2. 32 Boba, Tommy	67.1	2. 32 Boba, Tommy	63	2. 29 Marsh, Carson	22
3. 27 Logue, Seth	63.1	3. 27 Logue, Seth	56	3. 3 Michelle, Christian	21
		4. 29 Marsh, Carson	48	4. 32 Boba, Tommy	17
		5. 45 Garula, Brenden	43	5. 2 tied at.....	16
Games started		Games finished		Games in relief	
1. 11 Taylor, Nathan	15	1. 3 Michelle, Christian	15	1. 29 Marsh, Carson	21
2. 32 Boba, Tommy	14	2. 29 Marsh, Carson	6	3 Michelle, Christian	21
3. 27 Logue, Seth	8	30 Hurth, Joey	6	3. 45 Garula, Brenden	16
45 Garula, Brenden	8	4. 45 Garula, Brenden	5	30 Hurth, Joey	16
5. 33 Coulter, Bradley	4	5. 4 tied at.....	3	5. 16 Conte, Michael	13
Wild pitches		Balks		Hit batters	
1. 45 Garula, Brenden	5	1. 27 Logue, Seth	1	1. 32 Boba, Tommy	11
11 Taylor, Nathan	5	11 Taylor, Nathan	1	2. 30 Hurth, Joey	8
3. 4 tied at.....	3	40 Erdmann, Drew	1	3. 45 Garula, Brenden	7
				4. 40 Erdmann, Drew	6
				11 Taylor, Nathan	6
Intentional BB allowed		Runners picked off		Batters SO out looking	
1. 3 Michelle, Christian	3	1. 27 Logue, Seth	2	1. 29 Marsh, Carson	22
2. 45 Garula, Brenden	1	2. 28 Hugus, Griffin	1	2. 45 Garula, Brenden	20
17 Insco, Ryan	1	11 Taylor, Nathan	1	3. 11 Taylor, Nathan	19
30 Hurth, Joey	1			4. 32 Boba, Tommy	14
				5. 27 Logue, Seth	13
Sac bunts allowed		Sac flies allowed		Hits allowed	
1. 30 Hurth, Joey	4	1. 11 Taylor, Nathan	4	1. 32 Boba, Tommy	63
2. 28 Hugus, Griffin	2	2. 3 Michelle, Christian	3	2. 11 Taylor, Nathan	71
21 Parnell, Shawn	2	16 Conte, Michael	3	27 Logue, Seth	71
26 Horst, Chase	2	4. 4 tied at.....	2		
32 Boba, Tommy	2				
Runs allowed		Earned runs allowed		Walks allowed	
1. 11 Taylor, Nathan	46	1. 32 Boba, Tommy	41	1. 27 Logue, Seth	23
2. 32 Boba, Tommy	50	2. 11 Taylor, Nathan	42	2. 32 Boba, Tommy	28
3. 27 Logue, Seth	51	3. 27 Logue, Seth	51	3. 11 Taylor, Nathan	32
Doubles allowed		Triples allowed		Home runs allowed	
1. 27 Logue, Seth	9	1. 32 Boba, Tommy	0	1. 11 Taylor, Nathan	8
2. 32 Boba, Tommy	12	2. 27 Logue, Seth	2	2. 27 Logue, Seth	13
3. 11 Taylor, Nathan	15	11 Taylor, Nathan	2	3. 32 Boba, Tommy	14

**2024 Cincinnati Baseball
Fielding Leaders for Cincinnati (as of May 18, 2024)
(All games)**

Hitting minimums - 1 Games 1% of Games
Pitching minimums - 1 Games 1.0 IP/Game

Fielding pct		Chances		Putouts	
1. 22 Hegemann, Josh	1.000	1. 41 Kross, Josh	408	1. 41 Kross, Josh	379
28 Hugus, Griffin	1.000	2. 0 Jones, Alec	266	2. 0 Jones, Alec	258
13 Wicks, Noah	1.000	3. 44 O'Connor, Tommy	190	3. 44 O'Connor, Tommy	181
10 Harting, Cole	1.000	4. 8 Brooks, Lauden	150	4. 22 Hegemann, Josh	95
4 Springer, Sean	1.000	5. 2 Cross, Kerrington	142	5. 42 Pearson, Dalton	94
Assists		Errors		Fielding double plays	
1. 2 Cross, Kerrington	103	1. 2 Cross, Kerrington	12	1. 8 Brooks, Lauden	28
2. 8 Brooks, Lauden	100	2. 3 Mitchelle, Christian	10	2. 41 Kross, Josh	27
3. 3 Mitchelle, Christian	71	3. 41 Kross, Josh	7	3. 44 O'Connor, Tommy	17
4. 31 Sefcik, Luke	49	4. 8 Brooks, Lauden	5	4. 3 Mitchelle, Christian	13
5. 9 Guidry, Kameron	33	5. 9 Guidry, Kameron	4	5. 2 Cross, Kerrington	12
Stolen bases against		Caught stealing by		Steal attempts against	
1. 0 Jones, Alec	27	1. 41 Kross, Josh	6	1. 0 Jones, Alec	31
2. 41 Kross, Josh	14	2. 0 Jones, Alec	4	2. 41 Kross, Josh	20
3. 27 Logue, Seth	11	3. 27 Logue, Seth	2	3. 27 Logue, Seth	13
4. 3 tied at.....	5	45 Garula, Brenden	2	4. 11 Taylor, Nathan	7
		11 Taylor, Nathan	2	5. 16 Conte, Michael	6
Passed balls		Catchers interference			
1. 41 Kross, Josh	7				
2. 0 Jones, Alec	5				