

# C / WOMEN'S BASKETBALL

2024-25 GAME NOTES

## 2024-25 SCHEDULE

OVERALL: 15-13

CONFERENCE (BIG 12): 7-11 | NON-CONFERENCE: 8-2  
HOME: 9-6 | AWAY: 5-6 | NEUTRAL: 1-1

DATE	OPPONENT	TV	TIME
NOVEMBER			
5	at UIC	ESPN+	W, 66-54
10	DELAWARE STATE	ESPN+	W, 83-46
13	DAVIDSON	ESPN+	W, 68-50
18	SETON HALL	ESPN+	L, 68-69
22	at Georgetown^	ESPN+	W, 59-57
24	at FGCU^	ESPN+	L, 52-59
DECEMBER			
3	CENTRAL CONN. ST.	ESPN+	W, 78-49
6	WESTERN ILLINOIS	ESPN+	W, 95-52
15	at Xavier	FloSports	W, 60-48
18	MARSHALL	ESPN+	W, 67-64
22	at #13 Kansas State*	ESPN+	L, 59-76
JANUARY			
1	BYU*	ESPN+	W, 72-63
4	at #11 TCU*	ESPN+	L, 66-81
8	OKLAHOMA STATE*	ESPN+	L, 48-64
11	at UCF*	ESPN+	W, 64-58
18	COLORADO*	ESPN+	W, 65-59
22	at Arizona*	ESPN+	L, 62-72
25	at Arizona State*	ESPN+	W, 73-66
29	HOUSTON*	ESPN+	W, 73-65
FEBRUARY			
2	at Baylor*	ESPN+	L, 59-98
5	IOWA STATE*	ESPN+	L, 52-72
8	KANSAS*	ESPN+	W, 78-74 (OT)
12	#14 KANSAS STATE*	ESPN+	L, 53-90
15	at #18 West Virginia*	ESPN+	L, 50-69
19	at Texas Tech*	ESPN+	W, 59-56
23	UTAH*	ESPN+	L, 65-92
26	at #21 Oklahoma State*	ESPN+	L, 64-74
MARCH			
1	#18 WEST VIRGINIA*	ESPN+	L, 69-85
5	vs. Arizona State&	ESPN+	6:30 PM

All times Eastern (ET). Home games in **BOLD CAPS**, played in Fifth Third Arena (1989-Present). Rankings indicate most updated AP ranking at time of game.

\* - Big 12 Conference game; ^ - Atlantic Slam W, played in Charlottesville, PE, Canada; & - Phillips 66 Big 12 Championship



## CINCINNATI BEARCATS

15-13 | 7-11 BIG 12

HEAD COACH: Katrina Merriweather  
CAREER: 180-101 (9th Season)  
AT CINCINNATI: 29-31 (2nd Season)

MARCH 5, 2025 | 6:30 P.M. ET | T-MOBILE CENTER | KANSAS CITY, MO.

## ARIZONA STATE SUN DEVILS

9-21 | 3-15 BIG 12

HEAD COACH: Natasha Adair  
CAREER: 195-204 (13th season)  
AT ARIZONA ST: 28-61 (3rd season)



## THE RUNDOWN

- Cincinnati finished the regular season with a 15-13 overall record and a 7-11 mark in Big 12 play. They defeated Arizona State 73-66 earlier this season in Tempe.
- Fifth year forward Jillian Hayes was named to the All-Big 12 Third Team on Tuesday. She collects All-Big 12 honors for the second straight season after earning Honorable Mention recognition last year.
- Hayes, referred to as "the heartbeat" of the team by Coach Merriweather, leads the Bearcats in scoring (15.7), rebounding (9.5) and ranks second in blocks (22) and steals (43). Her 12 double-doubles rank second in the Big 12 and 34th nationally. She also sits second in the league in rebounding and 12th in scoring.
- Senior Tineya Hylton has scored in double figures in four straight games, averaging 15.8 points while shooting 44.9% from the field and 46.2% from deep during the stretch.
- Hylton leads the team in assists (66) and steals (46) while ranking second in scoring (13.4). In Big 12 play, 65.3% of her points (153 of 234) have come after halftime, and she has posted double figures in the second half six times.
- Hayes averaged 17.5 points, 9.5 rebounds, 2.5 steals and 1.5 blocks while shooting 61.9% against two top-25 opponents last week. On Senior Day, Hayes — who has worn No. 20 her entire career — delivered a fitting 20-point performance for her 20th career 20-piece.
- Wednesday's game holds special meaning for A'riel Jackson, whose mother, Kym Hampton, played at Arizona State before a 15-year pro career. Hampton attended the teams' first meeting on Jan. 25.
- Cincinnati faced a tough final stretch, playing five of its last six games against teams that earned top-six tournament seeds. The Bearcats outscored their final two opponents by five in the second half (82-77). Coach Merriweather highlighted the progress after the WVU game, saying, "If you took the second half of the last two games and put them together, that would be the 40 minutes we wanted all season."
- Hayes holds program records for games played (142), career blocks (149) and free throws made (554) and attempted (797). She also ranks second in rebounds (1,111), fifth in steals (226) and sixth in scoring (1,739).
- Reagan Jackson has emerged as a third scoring option, averaging 11.6 points over the last eight games, finishing in double figures five times. She leads the team with 40 made 3-pointers and has hit at least one in eight straight games. She recorded a career-high seven assists against WVU and surpassed 500 career points.
- Cincinnati leads the Big 12 and ranks third nationally with 16.9 made free throws per game. The Bearcats have outscored opponents at the line in 20 games, going 14-6 in those contests, but have shot just 62% (31-of-50) over the last two games.
- With starting center Alliance Ndiba sidelined the last 10 games due to injury, a trio of sophomores has stepped up. Delaney Snyder has made six starts, Brianna Byars is averaging 6.8 rebounds over the last four games, and Ramiyah Byrd has nearly two blocks per game in that stretch, including a career-high four against West Virginia.
- The Bearcats are 13-1 when leading with five minutes to play and 10-1 when holding opponents to 59 points or fewer. Conversely, they are 2-12 when trailing with five minutes left and 2-7 when scoring 59 or fewer.
- Cincinnati is 12-4 when committing fewer turnovers than its opponent but just 1-9 when losing the turnover battle.
- The Bearcats secured their best non-conference winning percentage (.800, 8-2) since the 2005-06 season (.909, 10-1).
- Cincinnati ranks No. 89 in the March 3 NET rankings, while Arizona State is No. 140.

## FOLLOW THE BEARCATS

TV: ESPN+

RADIO: FOX 1360

LIVE STATS: Cincinnati.StatBroadcast.com

WEBSITE: GoBearcats.com






## SOCIAL MEDIA

Twitter/Instagram/Facebook .....@GoBearcatsWBB  
Hashtag .....#TheSisterhood

## ATHLETIC COMMUNICATIONS

Women's Basketball SID ..... Molly Metress  
Cell ..... 703-554-3456  
Email ..... metresmy@ucmail.uc.edu

## PROJECTED STARTING LINEUP

				
<b>3</b>	<b>2</b>	<b>34</b>	<b>20</b>	<b>0</b>
<b>REAGAN JACKSON</b> Kennedale, Texas   G	<b>TINEYA HYLTON</b> Toronto, Ontario   G	<b>A'RIEL JACKSON</b> Brooklyn, N.Y.   G	<b>JILLIAN HAYES</b> Cincinnati, Ohio   F	<b>CHLOE MANN</b> Fort Worth, Texas   G
GP/GS - 28/28	GP/GS - 28/28	GP/GS - 28/24	GP/GS - 28/28	GP/GS - 27/8
Minutes - 28.9	Minutes - 28.0	Minutes - 27.4	Minutes - 31.4	Minutes - 21.4
Points - 8.7	Points - 13.4	Points - 6.9	Points - 15.7	Points - 8.5
Rebounds - 1.6	Rebounds - 3.1	Rebounds - 2.9	Rebounds - 9.5	Rebounds - 1.6
Assists - 1.7	Assists - 2.4	Assists - 2.1	FG% - 43.5	Assists - 1.4

## POSTSEASON NOTES

## POSTSEASON HARDWARE

- Fifth year forward Jillian Hayes has been named All-Big 12 Third Team, the league office announced on Tuesday. She collects All-Big 12 honors for the second straight season after earning Honorable Mention recognition last year.
- The Cincinnati native leads the team in scoring (15.7) and rebounding (9.5) while ranking second in blocks (22) and steals (43). She has paced the Bearcats in scoring 14 times, rebounding 25 times and blocks 10 times.
- Her 12 double-doubles rank second in the Big 12 and 34th nationally, making her the only Bearcat in the last three decades to record double-digit double-doubles in three consecutive seasons, with 35 in her career.
- Her six 20-point, 10-rebound performances this season are the most by a Bearcat since 2002-03, and she's one of just four Big 12 players to accomplish the feat this year.
- Her decorated season includes earning Big 12 Player of the Week and NCAA Starting Five honors on November 11, being named to the Atlantic Slam W All-Tournament Team, and receiving UC's Big 12 Student-Athlete of the Month recognition for January.
- Hayes has cemented her name in Cincinnati's record books, holding program records for games played (142), career blocks (149) and free throws made (554) and attempted (797). She also ranks second in career rebounds with 1,111, fifth in steals with 226 and sixth in scoring with 1,739 career points.

## THE STAGE IS SET

- Cincinnati has earned the No. 10 seed in the 2025 Phillips 66 Big 12 Women's Basketball Championship and will open play in the first round on Wednesday at the T-Mobile Center in Kansas City, Mo.
- The Bearcats are set to take on No. 15 seed Arizona State on Wednesday at 6:30 p.m. ET on ESPN+.
- Cincinnati finished the regular season with a 15-13 overall record and a 7-11 mark in Big 12 play. UC defeated Arizona State earlier this season 73-66 in Tempe.
- The 2025 Phillips 66 Big 12 Women's Basketball Championship will feature a new format, including all 16 teams, starting Wednesday, March 5 through Sunday, March 9/Monday, March 10. The Championship returns to Kansas City's T-Mobile Center for the second consecutive season.

## POSTSEASON HISTORY

- The Bearcats went 7-10 in the AAC Tournament, with an appearance in the in the finals as a No. 3 seed in 2020. UC went 3-4 in the first round during the stretch.
- Seeded third in the 2020 tournament, the Bearcats reached the final for the first time in the AAC as well as their first final appearance since the 2003 Conference USA Championship game.
- Cincinnati has made the NCAA Tournament four times in its history (1988-89, 1998-99, 2001-02, 2002-03), earning three at-large bids.
- Cincinnati has won four conference titles in its history. The Bearcats won the 2002 C-USA Championships to advance to the NCAA Tournament where the program earned its first-ever NCAA Tournament win. Merrriweather was on the staff as a graduate assistant that year.
- The 1988-89 Bearcats compiled a 21-9 ledger under Laurie Pirtle and made the school's first appearance in the NCAA tournament.
- Overall, Cincinnati has made 14 postseason appearances.

## MERRIWEATHER IN THE POSTSEASON

YEAR	SCHOOL	RESULT
2016-17	Wright State	WNIT 2nd Round
2017-18	Wright State	WNIT 1st Round
2018-19	Wright State	NCAA 1st Round
2019-20	Wright State	no postseason (covid-19)
2020-21	Wright State	NCAA 2nd Round
2021-22	Memphis	-
2022-23	Memphis	WNIT Super 16
2023-24	Cincinnati	WNIT Second Round

## RECORDS AGAINST BIG 12 OPPONENTS

TEAM	RECORD
Arizona State	1-0
Arizona	0-1
Kansas State	0-3
Iowa State	0-4
Baylor	1-3
West Virginia	5-11
Kansas	1-1
Oklahoma State	1-3
TCU	1-7
BYU	1-3
Texas Tech	3-0
Houston	24-10
UCF	14-13
Utah	1-2
Colorado	1-1

## 2025 PHILLIPS 66 BIG 12 WOMEN'S BASKETBALL CHAMPIONSHIP SCHEDULE

## First Round - Wednesday, March 5

Game 1 - No. 12 BYU vs. No. 13 UCF - 11 a.m. CT, ESPN+  
 Game 2 - No. 9 Colorado vs. No. 16 Houston - 1:30 p.m. CT, ESPN+  
 Game 3 - No. 10 Cincinnati vs. No. 15 Arizona State - 5:30 p.m. CT, ESPN+  
 Game 4 - No. 11 Kansas vs. No. 14 Texas Tech - 8 p.m. CT, ESPN+

## Second Round - Thursday, March 6

Game 5 - No. 5 K-State vs. Winner of Game 1 - 11 a.m. CT, ESPN+  
 Game 6 - No. 8 Arizona vs. Winner of Game 2 - 1:30 p.m. CT, ESPN+  
 Game 7 - No. 7 Iowa State vs. Winner of Game 3 - 5:30 p.m. CT, ESPN+  
 Game 8 - No. 6 Utah vs. Winner of Game 4 - 8 p.m. CT, ESPN+

## Quarterfinals - Friday, March 7

Game 9 - No. 4 West Virginia vs. Winner of Game 5 - 11 a.m. CT, ESPN+  
 Game 10 - No. 1 TCU vs. Winner of Game 6 - 1:30 p.m. CT, ESPN+  
 Game 11 - No. 2 Baylor vs. Winner of Game 7 - 5:30 p.m. CT, ESPN+  
 Game 12 - No. 3 Oklahoma State vs. Winner of Game 8 - 8 p.m. CT, ESPN+

## Semifinals - Saturday, March 8

Game 13 - Winner of Game 9 vs. Winner of Game 10 - 3 p.m. CT, ESPN+  
 Game 14 - Winner of Game 11 vs. Winner of Game 12 - 5:30 p.m. CT, ESPN+

## Final - Sunday, March 9\*

Game 15 - Winner of Game 13 vs. Winner of Game 14 - 4 p.m. CT, ESPN

\*Should BYU advance to the Championship the game will be played Monday, March 10.

## RECENT TOURNEY HISTORY

## American Athletic Conference (2013-23)

<b>2014</b>	
vs. UCF	W, 54-52
vs. UConn	L, 42-72
<b>2015</b>	
vs. UCF	W, 76-66
vs. UConn	L, 34-93
<b>2016</b>	
vs. ECU	L, 61-70
<b>2017</b>	
vs. Houston	L, 61-74
<b>2018</b>	
vs. Tulsa	W, 66-65
vs. UConn	L, 21-75
<b>2019</b>	
vs. Memphis	W, 68-48
vs. UCF	L, 58-66
<b>2020</b>	
vs. Memphis	W, 94-52
vs. UCF	W, 57-51
vs. UConn (championship)	L, 53-87
<b>2021</b>	
vs. Memphis	W, 78-67
vs. UCF	L, 43-53
<b>2022</b>	
vs. Houston	L, 45-67
<b>2023</b>	
vs. Tulane	L, 52-61
<b>2024</b>	
vs. UCF	W, 67-62
vs. WVU	L, 55-70

**HAYES MILESTONE WATCH...**

- Is one blocks away from 150 in her career
- Needs 60 points to climb to fifth on the program's all-time scoring list (1,739)
- Needs six steals to move into fourth in program history in career steals (232)

**HAYES DID THAT...**

- Shattered a 35-year-old program blocks record on Feb. 19 at Texas Tech
- Became UC's all-time leader in games played on Jan. 8 vs. Oklahoma State
- Surpassed 1,700 career points against Utah becoming the eighth Bearcat to do so
- Reached 1,000 career rebounds vs. Arizona, becoming just the second Bearcat in program history to do so
- Claimed the title of UC's all-time leader in free throws made on Jan. 25 at Arizona State
- Was the first Bearcat to record 21 points and 18 rebounds in a game (vs. Houston) since 2014

**GET TO THE LINE**

- The Bearcats have made a habit of capitalizing at the free throw line, leading the Big 12 and ranking fourth nationally with 16.9 made free throws per game. Cincinnati has outpaced its opponents at the charity stripe in 20 games this season, boasting an 14-6 record in those contests.
- Jillian Hayes has been a cornerstone of this success, sinking 152 free throws this season, which ranks second in the Big 12 and 14th nationally. She has made 90 or more free throws in four consecutive seasons.
- Tineya Hylton has also shined at the line, ranking eighth in the conference with 104 made free throws. Her 14 free throws against Western Illinois tied the Fifth Third Arena record.
- UC has two players with 100+ made free throws in a season for the first time since 2002-03.
- Twice this season, the Bearcats have made 31 free throws in a game—the most by any Big 12 team and their highest single-game total since 2001.

**THE HEARTBEAT AND THE ENGINE**

- Head coach Katrina Merriweather often refers to her veteran duo—Jillian Hayes as the heartbeat and Tineya Hylton as the engine. They've lived up to those titles, leading Cincinnati in scoring 24 times and combining for 19 20-point performances (Hayes 10, Hylton 9). They are one of three Big 12 teams with two players recording at least nine 20-point games each.
- Three times this season, they've both scored 20+ points in the same game, most recently against Houston — a feat no Bearcat duo had accomplished with at least seven rebounds apiece since 2014.
- Since arriving in Clifton, Hayes' scoring has climbed from 7.6 points per game as a freshman to 15.7 this season, while her shooting percentage has risen from .311 to .435. She's nearly doubled her rebounding output, jumping from 5.3 to 9.5 per game.
- She surpassed 1,700 career points against Utah and ranks sixth in program history with 1,739. Among active career Division I leaders, Hayes ranks first in FT attempts (797), second in FTs made (555), 11th in rebounds (1,111) and 23rd in double-doubles (35).
- Hylton has already surpassed her combined totals from the previous three years, recording more field goals (124) and free throws (104) than she had in her entire career before this season (89 FG, 57 FT).

**WRECKED 'EM**

- Cincinnati grinded out a 59-56 road win over Texas Tech on Feb. 19 in Lubbock. The Bearcats remain undefeated against the Lady Raiders, improving to 3-0 all-time in the series.
- The game featured five ties and 13 lead changes, but UC took control with a decisive 7-0 run in the fourth quarter. Tineya Hylton iced the game with a clutch bucket in the final 16 seconds.
- Cincinnati's defense held Texas Tech without a field goal the entire fourth quarter (0-10 FG) — a first for the Lady Raiders this season. The Bearcats also recorded a season-high nine blocks, tied for the fourth-most in a single game in program history.
- Hylton powered the offense with 21 points, marking her ninth 20-point game of the season, while Reagan Jackson added a Big 12 season-high 16 points and a team-high four three-pointers in her home state of Texas. The duo combined for 37 of UC's 59 points.
- Despite missing starters Ndiba and Mann, the Bearcats got major contributions from their supporting cast. Brianna Byars pulled down a career-high 11 rebounds, while Delaney Snyder chipped in seven points, five boards and two blocks and Daylee Dunn logged 20 minutes.

**HAYES RISES TO CHALLENGE**

- Jillian Hayes stepped up in a big way against top competition, delivering standout performances against then- No. 14 Kansas State and No. 18 West Virginia for the week of Feb. 10-15. She averaged 17.5 points and 12.5 rebounds while shooting an efficient 50% across the two games.
- Hayes opened the stretch with 15 points and 15 rebounds against Kansas State, followed by a 20-point, 10-rebound performance at West Virginia. She was the only Big 12 player to post two double-doubles for the week. She has now recorded double-digit double-doubles in three consecutive seasons, with 35 in her career.
- Hayes has embraced a new role in the absence of Alliance Ndiba, who has missed the last nine games due to injury. After the K-State game, Coach Merriweather praised her selflessness: "The biggest part for me is that we've asked her to do something different ever since Alliance has been out, and she has willingly taken on defending a five-player where she is outmatched, undersized, and all those other things. But she still has enough heart to compete in that space, and I think that's the epitome of who she is."

**NUMBERS TO KNOW****16.9**

UC leads the Big 12 and ranks fourth nationally with 16.9 made free throws per game. Cincinnati has outpaced its opponents at the charity stripe in 20 games this season, boasting a 14-6 record in those contests.

**35**

Hayes has 35 double-doubles in her career. Among active career leaders in Division I, Hayes is 23rd in double-doubles. She is second in the Big 12 with 12 double-doubles this season.

**7**

Every year, Merriweather has had a former player on staff. Seven total. Cincinnati is one of only nine programs in the Power Four, and the only program in the Big 12, with an all-female coaching staff.

**6**

Head coach Katrina Merriweather has qualified for six postseason tournaments in seven opportunities as bench boss (excluding 2020 with COVID).

**CAREER 20-PLUS POINT GAMES****JILLIAN HAYES (20)**

vs. West Virginia	3/1/25	20 points
at West Virginia	2/15/25	20 points
vs. Houston	1/29/28	21 points
at Arizona State	1/25/25	25 points
at Arizona	1/22/25	20 points
at TCU	1/4/25	20 points
vs. CCSU	12/3/24	26 points
vs. Georgetown	11/22/24	28 points
vs. Davidson	11/13/24	20 points
vs. Delaware State	11/10/24	30 points
vs. Oklahoma	2/20/24	20 points
vs. Howard	12/13/23	20 points
vs. Louisville	11/6/23	20 points
vs. USF	3/1/23	20 points
vs. UIC	12/4/22	20 points
vs. Toledo	11/16/22	21 points
at Tulane	2/13/22	21 points
vs. Wichita State	1/13/22	21 points
vs. Central Michigan	12/1/21	23 points
at Temple	1/13/21	20 points

**TINEYA HYLTON (9)**

at Texas Tech	2/19/25	21 points
vs. Kansas	2/8/25	21 points
vs. Houston	1/29/25	20 points
at Arizona	1/22/25	25 points
vs. Colorado	1/18/25	27 points
vs. Western Illinois	12/6/24	20 points
vs. FGCU	11/24/24	20 points
vs. Davidson	11/13/24	20 points
at UIC	11/5/24	20 points

**REAGAN JACKSON (1)**

vs. Western Illinois	12/6/24	29 points
----------------------	---------	-----------

**CHLOE MANN (1)**

vs. Baylor	2/2/25	26 points
------------	--------	-----------

**CAREER DOUBLE-DOUBLES****JILLIAN HAYES (35)**

at Oklahoma State	2/26/25	15 points, 11 rebounds
at West Virginia	2/15/25	20 points, 10 rebounds
vs. Kansas State	2/10/25	15 points, 10 rebounds
vs. Houston	1/29/25	21 points, 18 rebounds
at Arizona	1/22/25	20 points, 13 rebounds
vs. BYU	1/17/25	16 points, 13 rebounds
at Xavier	2/15/24	18 points, 16 rebounds
vs. CCSU	12/3/24	26 points, 10 rebounds
vs. Georgetown	11/24/24	28 points, 11 rebounds
vs. Seton Hall	11/18/24	16 points, 10 rebounds
vs. Delaware State	11/10/24	30 points, 11 rebounds
at UIC	11/5/24	11 points, 11 rebounds
vs. UCF	3/7/24	11 points, 12 rebounds
at Texas Tech	2/24/24	15 points, 10 rebounds
at Kansas	2/14/24	15 points, 17 rebounds
at UCF	2/7/24	13 points, 11 rebounds
vs. Texas Tech	2/3/24	18 points, 12 rebounds
at West Virginia	1/3/24	18 points, 11 rebounds
at Southern Indiana	12/17/23	16 points, 16 rebounds
vs. Tennessee State	12/1/23	15 points, 11 rebounds
vs. Kentucky		11/25/23
13 points, 10 rebounds		
vs. Lindenwood	11/15/23	13 points, 14 rebounds
vs. South Florida	3/1/23	20 points, 10 rebounds
at Memphis		2/23/23
10 points, 10 rebounds		
vs. East Carolina	2/15/23	10 points, 12 rebounds
vs. UCF	2/8/23	17 points, 13 rebounds
at Tulsa	2/1/23	11 points, 11 rebounds
at SMU	1/19/23	10 points, 10 rebounds
at Xavier	12/9/22	18 points, 11 rebounds
vs. UT Arlington	11/25/22	16 points, 14 rebounds
vs. Lindenwood	11/21/22	18 points, 10 rebounds
vs. Radford	11/13/22	11 points, 10 rebounds
vs. Tulsa	1/29/22	14 points, 11 rebounds
at Temple	1/26/22	16 points, 10 rebounds
vs. Wichita State	1/13/22	21 points, 11 rebounds

**DESTINY THOMAS (1)**

vs. Lindenwood	11/15/23	13 points, 12 rebounds
----------------	----------	------------------------

**BRIANNA BYARS (1)**

vs. Siena	12/21/23	11 points, 10 rebounds
-----------	----------	------------------------



**CINCINNATI'S RECORD WHEN...**

Lead at halftime.....	8-0
Trail at halftime.....	7-11
Tied at halftime.....	0-2
Lead with 5:00 remaining .....	13-1
Trail with 5:00 remaining.....	2-12
Tied with 5:00 remaining.....	
In overtime.....	1-0
Shoot better from the field than opponent .....	7-1
Shoot worse from the field than opponent .....	8-12
Shoot the same from the field as opponent.....	
Shoot 50 percent or better from the field .....	
Shoot below 50 percent from the field.....	15-13
Opponent shoots 50 percent or better from the field .....	1-6
Opponent shoots below 50 percent from the field .....	14-7
Make 5 or more three-point field goals .....	8-6
Make fewer than 5 three-point field goals.....	7-7
Make more free throws than opponent .....	14-6
Opponent makes more free throws.....	1-6
Free throws made are even.....	0-1
Outrebound their opponent .....	11-4
Outrebounded by their opponent.....	1-9
Rebounds are even .....	3-0
Bench outscores the opposing bench.....	7-5
Opponent bench outscores bench.....	7-8
Bench points are even .....	1-0
Commit fewer turnovers than opponent.....	12-4
Commit more turnovers than opponent.....	1-6
Turnovers are even.....	2-3
1-4 point margins.....	4-1
5-10 point margins.....	5-3
11-20 point margins .....	3-6
21 or more point margins.....	3-3
vs. AP Top 25 teams .....	0-6
Play at home.....	9-6
Play on the road.....	5-6
Play on a neutral court .....	1-1
Score 59 points or less .....	2-7
Score 60-69 points .....	6-6
Score 70-79 points.....	5-0
Score 80-89 points .....	1-0
Score 90 points or more .....	1-0
Allow 59 points or less .....	10-1
Allow 60-69 points .....	4-3
Allow 70-79 points.....	2-3
Allow 80-89 points .....	0-2
Allow 90 points or more .....	0-3
Play after a loss .....	7-5
November.....	4-2
December .....	4-1
January .....	5-3
February.....	2-7
March .....	

**DOUBLE-FIGURE SCORING GAMES**

Tineya Hylton.....	17
Jillian Hayes.....	22
Ariel Jackson.....	8
Reagan Jackson.....	10
Chloe Mann.....	9
Alliance Ndiba.....	2

**GAMES LEADING IN SCORING**

Tineya Hylton.....	10
Jillian Hayes.....	14
Reagan Jackson .....	2
Chloe Mann.....	2
Ariel Jackson.....	1

**GAMES LEADING IN REBOUNDS**

Jillian Hayes.....	25
Alliance Ndiba.....	5
Delaney Snyder .....	1
Brianna Byars.....	1
Ariel Jackson.....	1

**GAMES LEADING IN ASSISTS**

Tineya Hylton.....	14
Reagan Jackson .....	9
Chloe Mann.....	8
Alliance Ndiba.....	1
Ariel Jackson.....	10
Jillian Hayes.....	4
Daylee Dunn .....	1
Abby Holtman .....	1

**GAMES LEADING IN BLOCKS**

Alliance Ndiba.....	10
Jillian Hayes.....	10
Ramiyah Byrd.....	6
Chloe Mann.....	2
Delaney Snyder .....	6
Brianna Byars .....	3
Abby Holtman .....	1
Tineya Hylton.....	1

**GAMES LEADING IN STEALS**

Chloe Mann .....	10
Brianna Byars.....	6
Tineya Hylton.....	16
Ariel Jackson.....	7
Jillian Hayes.....	11
Reagan Jackson .....	3
Abby Holtman .....	2
Delaney Snyder .....	1

**DOUBLE-DOUBLES**

Jillian Hayes.....	12
--------------------	----

**INJURY BUG BITES BEARCATS**

- After using the same lineup for 17 games, the Bearcats have been hit by the injury bug, leading to lineup changes and players stepping up in different roles.
- Alliance Ndiba has missed the last 10 games due to a foot injury. Chloe Mann missed the Texas Tech game while following concussion protocol. Destiny Thomas, a center, will take a medical redshirt for the year and will not see action this season.

**OT THRILLER**

- Cincinnati battled to a thrilling 78-74 overtime win against Kansas on Feb. 8. The Bearcats scored the first five points of the extra period and held Kansas scoreless until the 1:37 mark to seal the win. It marked Cincinnati's first overtime victory since Feb. 11, 2023.
- Senior Tineya Hylton took over in the second half, scoring all 21 of her points after the break (7-12 FG, 3-4 3FG). She stepped up in the absence of Jillian Hayes, who fouled out with six minutes left in regulation.
- The Bearcats shot 40.6% from the field and recorded a Big 12 season-high 17 assists on 26 made baskets. Both Cincinnati and Kansas entered the game as the Big 12's top teams in free throw attempts, but the Bearcats won the battle at the line, knocking down 19 of 25 (.760).
- Jillian Hayes delivered another strong performance with 16 points, nine rebounds, four assists, and a block. Reagan Jackson (15) and Ariel Jackson (13) also finished in double figures.

**COMEBACK 'CATS**

- Cincinnati has shown remarkable resilience this season, securing four double-digit comeback victories, with the latest coming against Arizona State on Jan. 25.
- Jillian Hayes took over in the fourth quarter vs. ASU, scoring 14 of her game-high 25 points as the Bearcats stormed back from an 11-point deficit. Cincinnati outscored the Sun Devils 29-13 in the final frame to seal the victory.
- Trailing by as many as 12 points against Colorado, the Bearcats rallied for the 65-59 win, fueled by a 28-14 fourth-quarter performance. Hylton scored 18 of her career-high 27 points in the final frame.
- The Bearcats showcased their grit again in a 72-63 victory over BYU. Down by 13 entering the fourth quarter, Cincinnati opened the final frame with a 23-0 run, marking the largest comeback win of the Merriweather era and the program's biggest since erasing a 21-point deficit against Tulsa on Jan. 29, 2022. Cincinnati outscored BYU 26-6 in the fourth, forcing eight turnovers and holding the Cougars without a field goal until just 23 seconds remained.
- The Bearcats also overcame an 11-point deficit in a 59-57 win over Georgetown on Nov. 22. Under Coach Merriweather, the Bearcats have now staged five double-digit comebacks.

**BA-DA-BA-BA-BA, WE'RE LOVING IT!**

- Incoming freshman Dee Alexander has made history as the first Cincinnati women's basketball signee to earn a spot in the prestigious 2025 McDonald's All-American Games.
- A five-star recruit and the highest-rated signee in program history, Alexander is ranked as the No. 1 player in Ohio by Prep Hoops. She was also named to the 2025 Nike Hoop Summit roster and the Naismith Girls' High School Player of the Year Midseason Team.
- The McDonald's All-American Games, showcasing the nation's top high school seniors, will take place on April 1 at the Barclays Center in Brooklyn, N.Y.
- Cincinnati stands out as one of just seven schools with both a girls' and boys' McDonald's All-American selection this year, thanks to Alexander and men's basketball signee Shon Abaev.

**'TIS THE SEASON OF GIVING**

- The women's basketball team has developed a strong relationship with Gamble Montessori, a local middle school in Cincinnati. On December 17, the players visited the Queen City Book Bank, where they read books to students and participated in holiday games.
- Earlier in the season, Gamble Montessori students attended the Bearcats' Education Day game and toured the team's locker room and facilities.

**OUR. CITY.**

- Cincinnati defeated Xavier 60-48 in the Crosstown Shootout on Dec. 15 at the Cintas Center, securing the Kendle Cup for the second consecutive year. The Bearcats have now won four of the last five matchups against the Musketeers.
- Head coach Katrina Merriweather remains undefeated in the rivalry, improving her record to 11-0 against Xavier.
- Cincinnati native Jillian Hayes had another strong performance, recording her sixth double-double of the season and 29th of her career. She finished with 18 points, a season-high 16 rebounds—just one shy of her career best—and also contributed two blocks and two steals.

**OFFENSIVE EXPLOSION**

- Cincinnati scored a season-high 95 points in a 95-52 victory over Western Illinois on Dec. 6. It was the Bearcats' highest scoring game since a 99-point performance against Southern Indiana in 2022. Cincinnati made 31 free throws which lead the Big 12 for a single game this season.
- Sophomore Reagan Jackson scored a career-high 29 points, going a career-best 10-of-13 from the field and 5-of-8 from three-point range. She became just the third UC sophomore since 2002-03 to score 29 or more points in a game.
- Senior Tineya Hylton added 20 points, including 14-of-17 from the free throw line. Her 14 makes tied the Fifth Third Arena record.

**FROM THE QUEEN CITY TO PRINCE EDWARD ISLAND**

- Jillian Hayes and Tineya Hylton earned All-Tournament Team honors at the inaugural Atlantic Slam W, held in Charlottetown, Prince Edward Island, Canada from Nov. 22-24.
- Hayes averaged 20.0 points, 9.7 rebounds and shot 43.6%, while Hylton contributed 12.0 points, 3.3 rebounds and shot 40.6% during the event.
- Hylton notched her third career 20-point game in the finale vs. FGCU, scoring 20 on 7-of-14 shooting against FGCU. Hayes shined with a 28-point, 11-rebound performance against Georgetown, marking her fourth double-double of the season and 27th of her career.
- The team spent its first night in Toronto, the hometown of Hylton. Her mother and grandmother prepared a heartfelt home-cooked meal for everyone. That evening, a former Wright State player of Coach Merriweather, now working with the Toronto Raptors, surprised her with a visit at the hotel.
- The players had a special opportunity to connect with local girls' basketball players during the three-day event, even surprising a group at their pregame pizza party.

**FAB FIVE**

- Head coach Katrina Merriweather has announced the signing of five players on National Signing Day. The class is currently ranked No. 7 by ASGR Hoops, marking the highest-ranked class in program history.
- Dee Alexander | G | Cincinnati, Ohio (Purcell Marian):** The highest-ranked recruit in program history, coming in at No. 10 in the latest ESPN rankings... Five-star recruit by ESPNW — 96 Scouts Grade... Ranked the No. 1 player in Ohio by Prep Hoops... Named to Naismith Girls' High School Player of the Year Watch List.
- Caliyah DeVillasee | PG | Owings Mills, Md. (Our Lady of Good Counsel):** Ranked the No. 1 player overall in Maryland according to Prep Hoops... Comes in at No. 55 in the 2025 class rankings by ESPN... Four-star recruit by ESPNW — 93 Scouts Grade.
- Kali Barrett | F | Bradenton, Fla. (Cardinal Mooney):** Ranked No. 4 player in FL according to Prep Hoops... Three-star recruit by ESPNW...

Second all-time leading scorer and rebounder at HS

- Joya Crawford | G | Dyersburg, Tenn. (Dyersburg):** Has scored 1,700+ points at Dyersburg High School, playing for Tim Strayhorn... Holds the Dyersburg record for most points in a game (44).
- Paige Whitted | G | Memphis, Tenn. (Briarcrest Christian Academy):** Shooting guard from Memphis, Tennessee... Averaging 11 points, four rebounds, two assists, and two steals per game.

**HAYES TAKES CENTER STAGE WITH WEEKLY HONORS**

- Star forward Jillian Hayes was named Big 12 Player of the Week for the first week of the season, the conference announced on Monday, Nov. 11. She became the first Bearcat to win a weekly Big 12 women's basketball honor in program history.
- Hayes averaged a double-double across two wins, recording 20.5 points and 11.0 rebounds per game while shooting 61.5% from the field. She was one of two Big 12 players to record multiple double-doubles during the first week of the season, tied for the most among all players nationally.
- The Cincinnati native posted her 25th career double-double vs. Delaware State on Sunday. She dropped a career-high 30 points to go along with 11 rebounds while shooting 70.6% from the field (12-17 FG). She became the first Bearcat to post a 30-point game since Ilmar'l Thomas did so on March 8, 2021, and is one of four Big 12 players to reach the 30-point mark this season.
- She added an 11-point, 11-rebound double-double in UC's season opener at UIC.

**FOUNDATION SET**

- Merriweather made an immediate impact last season, leading the Bearcats to a 14-18 overall record and a 5-13 mark in their debut Big 12 season. The 14 wins were the team's most since 2019 and marked a five-win improvement from the prior season.
- Merriweather also returned her alma mater to postseason play for the first time since 2019, adding to her career total of six postseason qualifications in seven eligible seasons (excluding 2020 due to COVID).
- The Bearcats went 9-3 in non-conference play in 2023-24, achieving their best non-conference win percentage (72.7%) in 15 years. They also had a six-game winning streak, the longest since 2019-20.
- Cincinnati pulled down 1,269 rebounds — the program's third-highest single-season total and its most since 2017-18. They finished the season with a positive rebounding margin (+5.0) for the first time since 2018-19 and the best margin since 2006-07. The Bearcats led the Big 12 and ranked 23rd nationally in offensive rebounds per game (14.5).
- Cincinnati led the Big 12 and ranked 15th nationally in free throws made per game (15.9) in 2023-24. Hayes reached the line frequently, ranking inside the top 15 nationally in free throws made (159) and attempts (217), both third-best for a single season in UC history.

**#THESISTERHOOD**

- Cincinnati is one of only nine programs in the Power Four, and the only program in the Big 12, with an all-female coaching staff.
- Every year, Merriweather has had a former player on staff. Seven total. At least one from every head coaching stop.
- Merriweather has had a staff member selected to the WBCA Thirty Under 30 List for seven straight years.

**HAYES' MILESTONES TO WATCH****CAREER REBOUNDS**

1. Linda Norwell	1973-77	1,309
2. Jillian Hayes	2020-Pres.	1,111
3. Bev Obringer	1984-89	977
4. Ilmar'l Thomas	2017-21	873
5. Doris Scott	1995-99	861
6. Bev Ventura	1974-78	764
7. Debbie Merrill	2001-04	701
Anita Tersigni	1980-84	701
9. Cheryl Cook	1981-85	688
10. Laura Wilder	1998-02	684

**CAREER STEALS**

1. Elaine Blake	1990-94	296
2. Madinah Slaise	1996-00	256
3. Keely Freeman	1982-86	245
4. Cheryl Cook	1981-85	232
5. Jillian Hayes	2020-Pres.	226
6. Regina Williams	1984-98	220
7. Trinetta Wright	1985-89	202
8. Treasure Humphries	2003-07	193
9. K.B. Sharp	1999-03	166
10. Bianca Quisenberry	2014-17	165

**CAREER POINTS**

1. Cheryl Cook	1981-85	2,367
2. Valerie King	2000-04	2,156
3. Ilmar'l Thomas	2017-21	1,925
4. Madinah Slaise	1996-00	1,849
5. Linda Norwell	1973-77	1,799
6. Jillian Hayes	2020-Pres.	1,739
7. Keely Freeman	1982-86	1,728
8. Bev Obringer	1984-89	1,700
9. Doris Scott	1995-99	1,695
10. Jolinda Lewis	2014-18	1,469

2024-25 BIG 12 CONFERENCE STANDINGS

TEAM	BIG 12	PCT.	HOME	AWAY	STREAK	OVERALL	PCT.	HOME	AWAY	NEUTRAL	STREAK	LAST 10
TCU	16-2	.889	9-0	7-2	W7	28-3	.903	19-0	7-2	2-1	W7	9-1
Baylor	15-3	.833	7-2	8-1	L1	25-6	.806	15-2	8-2	2-2	L1	9-1
Oklahoma State	14-4	.778	8-1	6-3	W4	24-5	.828	17-1	6-3	1-1	W4	8-2
West Virginia	13-5	.722	9-0	4-5	W2	23-6	.793	16-0	5-5	2-1	W2	7-3
Kansas State	13-5	.722	8-1	5-4	L2	25-6	.806	17-1	6-4	2-1	L2	6-4
Utah	13-5	.722	7-2	6-3	W1	22-7	.759	14-2	7-4	1-1	W1	8-2
Iowa State	12-6	.667	7-2	5-4	W2	21-10	.677	15-2	5-6	1-2	W2	7-3
Arizona	10-8	.556	5-4	5-4	W4	19-12	.613	12-5	7-5	0-2	W4	6-4
Colorado	9-9	.500	8-1	1-8	L1	18-11	.621	14-2	3-9	1-0	L1	5-5
Cincinnati	7-11	.389	4-5	3-6	L3	15-13	.536	9-6	5-6	1-1	L3	3-7
Kansas	6-12	.333	3-6	3-6	L1	16-13	.552	10-6	3-6	3-1	L1	4-6
BYU	4-14	.222	3-6	1-8	L4	13-16	.448	8-7	4-8	1-1	L4	3-7
UCF	4-14	.222	3-6	1-8	W1	11-17	.393	9-7	2-9	0-1	W1	4-6
Texas Tech	4-14	.222	3-6	1-8	W1	15-16	.484	11-6	2-9	2-1	W1	1-9
Arizona State	3-15	.167	1-8	2-7	L2	9-21	.300	5-9	2-10	2-2	L2	1-9
Houston	1-17	.056	1-8	0-9	L12	5-24	.172	5-10	0-12	0-2	L12	0-10

LEADER OF THE PACK

- Forward Jillian Hayes has chosen to use her fifth year of eligibility to finish her career at Cincinnati. Hayes has led the team in starts, minutes, points, rebounds, and steals for three consecutive seasons.
- She averaged nearly a double-double with 12.9 points and 8.4 rebounds while shooting 42.0% from the field last season. She ranked fourth in the Big 12 and 78th nationally in rebounding (8.4). She recorded 26 double-digit scoring performances, including a trio of 20-point outings.
- She posted 10 double-doubles last season, becoming the first Bearcat since Doris Scott (1997-99) to record back-to-back double-digit double-double seasons.
- Over the course of the season, she led the team in numerous categories: scoring (18 games), rebounding (21 games), steals (13 games) and blocks (14 games).
- Hayes has led Cincinnati in scoring, rebounding and steals for three straight seasons — a first in program history.

MORE OF (A'RIEL) JACKSON TO COME

- Junior A'riel Jackson returns as the team's second-leading scorer from last season, averaging 9.4 points per game. Her scoring rose from 4.1 in 2022-23, and she averaged 10.7 points in league games. Jackson also led the team in assists (49) and showed across-the-board improvements in her shooting: field goal (.313 to .330), three-point field goal (.250 to .286) and free throw (.686 to .796). She led the Bearcats in scoring in five games, steals in nine, and assists in 15.

MORE OF (REAGAN) JACKSON TO COME

- Reagan Jackson is primed to take her game to new heights after averaging 8.2 points, 2.6 rebounds, 0.8 assists, and 1.1 three-pointers per game in 2023-24. Jackson posted 12 double-digit scoring games, including seven in Big 12 play, with a season-high 18 points against Tennessee State on December 1, 2023. She led the team in three-pointers made (36) and was fourth in scoring. Jackson started 26 of her 32 games last season.

RETURNING PRODUCTION

- Cincinnati returns nine players from 2023-24, including four starters. The Bearcats bring back three of their top four scorers from last season, including double-digit scorer in Jillian Hayes (12.9). In terms of returning percentages from 2023-24, Cincinnati returns 63.0 percent of its points (1259/1997), 61.9 percent of its rebounds (700/1131) and 50.2 percent of its assists (148/295).

NEWCOMERS TO NOTE

- The Bearcats welcome four newcomers to the 2024-25 roster: Tineya Hylton (senior, transfer from Texas A&M), Daylee Dunn (fifth-year, transfer from Loyola Marymount), Alliance Ndiba (redshirt junior, transfer from Arizona Western), and freshman Chloe Mann from Fort Worth, Texas.

TSTAR. POINT GUARD.

- Tineya Hylton, a 5-foot-7 guard, joins Cincinnati from Texas A&M, where she contributed to the Aggies' 2024 NCAA Tournament appearance. This season, she'll step into the point guard role, allowing Reagan Jackson and Ariel Jackson to play their natural positions.
- Merriweather emphasized the impact of Hylton's addition at Big 12 Media Days, "We are thrilled to have Tineya. Last year, we had a point guard. She was just injured; she played seven games. It was hard because it took a committee to break presses, to bring the ball up the floor. Now we have someone who wants that pressure; she wants to facilitate. I love the way she's committed to playing defense."
- During her junior season in 2023-24, Hylton led Texas A&M in assists in five games and achieved three double-digit scoring performances. She played the first semester of her college career at the University of Georgia after reclassifying due to the COVID-19 pandemic.

THE BELIEVER

- Freshman Chloe Mann holds a special place in Cincinnati's new era under head coach Katrina Merriweather as her very first recruit to join the program.
- Mann made her mark at Duncanville High School, where she was a dual-sport standout, winning state championships in both basketball and track and field. A skilled playmaker, she'll join senior Tineya Hylton in handling the ball this season.
- In her senior year, Mann averaged an impressive 13.2 points, 3.6 assists, 3.8 rebounds and 2.2 steals per game. She was also nominated for the prestigious 47th annual McDonald's All-American Games, one of only 40 players recognized from Texas. Prior to her time at Duncanville, she played two standout seasons at Boswell High School, where she earned Newcomer of the Year honors in 2020-21.
- Mann comes from an athletic family; her parents both competed for Kansas State. Her father played football while mom competed in track & field.

BIG 12 PRESEASON POLL

School (First Place Votes)	Points
1. K-State (7)	211
2. Iowa State (6)	209
3. Baylor (2)	194
4. TCU	185
5. West Virginia (1)	184
6. Utah	149
7. Arizona	136
8. Kansas	128
9. Colorado	113
10. Texas Tech	84
11. Oklahoma State	80
12. BYU	59
13. Cincinnati	56
14. UCF	54
15. Arizona State	51
16. Houston	27

WEEKLY AWARDS AND HONORS

BIG 12 PLAYER OF THE WEEK	DATE
Jillian Hayes	Nov. 11

BIG 12 ROOKIE OF THE WEEK	DATE
---------------------------	------

NCAA STARTING FIVE	DATE
Jillian Hayes	Nov. 11



ALLIANCE IS A JUCO ALL-AMERICAN

- Redshirt junior Alliance Ndiba, a 6-foot-3 standout from Arizona Western College, joins Cincinnati as a two-time NJCAA All-American. Averaging a double-double with 14.0 points and 11.8 rebounds across 57 games, she earned First Team All-ACCAC and All-Region honors. She earned both ACCAC Player of the Year and Freshman of the Year honors in 2021-22.
- A native of Lubumbashi, Congo, Ndiba has formed a close bond with teammate Aicha Dia, who is also fluent in French and has helped her adjust to life in Cincinnati.

OH, CANADA!

- The Bearcats will compete in the inaugural Atlantic Slam W in Charlottetown, Canada, from November 22-24, where they will face Georgetown and FGCU. The Hoyas went 23-12 last season and advanced the WBIT Second Round. FGCU, who went 29-5, won its seventh straight ASUN Tournament to earn a berth to the 2024 NCAA Tournament.
- This event marks a special homecoming for Canadian players Tineya Hylton (Toronto, Ontario) and Aïcha Dia (Montreal, Quebec). Both have represented Canada on the international stage: Hylton showcased her skills with the U23 National Team, while Dia competed at the 2021 U19 FIBA World Cup in Hungary.

MS. TWO SPORTS

- Fifth-year transfer Daylee Dunn will bring her athletic talents to both the Bearcats' basketball team and outdoor track and field team in 2024-25. Dunn comes to Cincinnati following previous stops at Loyola Marymount (2023-24) and Fresno State (2020-23).
- Dunn appeared in 64 games in three seasons at Fresno State, which included a 2021 WNIT appearance. She was also a member of the Bulldogs track and field team where she scored in the 400m hurdles at the 2022 Mountain West Championship.

FROM COURT TO COVER

- Star forward Jillian Hayes made headlines by appearing in the 2024 Sports Illustrated Swimsuit 60th Anniversary Issue, joining UCF's Jas Williams and Houston's Alexa Massari as the Big 12's representatives.
- Last season, Hayes traveled to Belize for the Sports Illustrated Swimsuit shoot, then flew directly to Lawrence, Kansas, to rejoin her team on the eve of their game. Despite the whirlwind travel, she delivered a double-double performance against Kansas, scoring 15 points and pulling down a career-high 17 rebounds.
- She also attended the SI Swimsuit Launch Weekend, meeting icons such as Tyra Banks, Christie Brinkley, and many more.

HOLTMAN'S JOURNEY OF RESILIENCE

- Sophomore Abby Holtman's journey in sports has been defined by resilience. Diagnosed with hearing loss at age four, she received her first hearing aids the same year. "The best way I can describe it now is like noise cancellation," Holtman explained. "With noise-canceling headphones, you can't block out everything."
- Holtman shares her hearing loss journey with her younger sister, Paisley, who also has the condition. Though Paisley is passionate about volleyball, the two sisters share an unbreakable bond as they navigate both sports and life's challenges together.
- In honor of Paisley, Holtman donates 50% of her NIL proceeds from Rally House to the audiology department at Cincinnati Children's Hospital.

DUNN AN ENTREPRENEUR

- Off the court, Daylee Dunn is a motivated entrepreneur with a purpose. As a freshman at Fresno State, she launched Baby Daylee LLC, a baby doll line featuring affirmation cards to inspire children.
- Dunn drew inspiration from her mother's and grandmother's words of encouragement, aiming to create something that would uplift and empower young girls everywhere.

LIKE MOTHER, LIKE DAUGHTER

- Junior guard Ariel Jackson follows in the footsteps of her mother, Kym Hampton, who was the No. 4 pick in the inaugural 1997 WNBA Draft. Hampton played three seasons with the New York Liberty, serving as the starting center in the first WNBA All-Star Game and enjoying a 15-year professional career. Jackson, a Brooklyn native and lifelong Liberty fan, will have the opportunity to play against her mother's alma mater, Arizona State, when UC visits Tempe on January 25.

IT'S A FAMILY THING

- Jillian Hayes comes from athletic bloodlines. Her father, Jonathan, was a former NFL player with the Kansas City Chiefs (1985-1993) and Pittsburgh Steelers (1994-1996), assistant coach with the Cincinnati Bengals (2003-18), head coach/GM of the XFL's St. Louis BattleHawks (2020) and most recent a co-offensive coordinator of the XFL's Arlington Renegades (2023-). He was named Athletic Director of nearby Moeller High School in Cincinnati.
- Her mother, Kristi, was the 1995 Missouri Valley Conference Women's Basketball Player of the Year at Drake, and her brother, Jaxson, played at Texas, was the eighth overall pick in the 2019 NBA Draft by the Atlanta Hawks, played for the New Orleans Pelicans and currently plays for the Los Angeles Lakers.

THE SISTERHOOD STARTS WITH STAFF

- Prior to returning to Cincinnati, Katrina Merriweather was the head coach for Memphis where a familiar coaching staff started to take shape. Katrina Merriweather hired her younger sister Kabrina to help lead the Tigers to a 38-23 record and a postseason appearance in the WNIT Sweet 16 in 2023.
- Prior to Memphis, Kabrina worked as the Director of Operations for New Mexico Lobos where she made the jump to assistant coach in the 2021-22 season. She was also a forward for Florida A&M and Georgia Southwestern State from 2011-15.
- Both Merriweathers have been on the sidelines together since 2021, and have continued that sisterhood bond in Clifton.

MORE ON MERRIWEATHER

- Merriweather was hired as the 10th women's basketball head coach at Cincinnati, her alma mater, on March 25, 2023.
- A four-year letterwinner for Hall of Fame head coach Laurie Pirtle from 1997-01, Merriweather was the program's first women's basketball player to make four consecutive postseason tournaments and posted an 83-41 record as a player.
- Additionally, she helped lead the program to its first-ever NCAA Tournament win as a graduate assistant in 2001-02.

HAYES' PROGRAM RECORDS

CAREER FREE THROWS MADE

1. Jillian Hayes	2020-Pres.	555
2. Madinah Slaise	1996-00	503
3. Cheryl Cook	1981-85	443
4. Valerie King	2000-04	440
5. Ilmar'I Thomas	2017-21	390
6. Bev Obringer	1984-89	370
7. Linda Norwell	1973-77	347
8. Doris Scott	1995-99	313
9. Debbie Merrill	2001-04	304
10. Stephanie Geter	1994-98	296

CAREER GAMES PLAYED

1. Jillian Hayes	2020-Pres.	142
2. Chelsea Warren	2015-19	127
3. Valerie King	2000-04	126
Brittani Young	2000-04	126
K.B. Sharp	2017-21	126
6. Sue Koch	1984-89	124
7. Ana Owens	1973-77	123
Ilmar'I Thomas	1995-99	123
9. Kayla Cook	2001-04	122
10. Laura Wilder	1998-02	121
Deona Jennings	1979-83	121

CAREER BLOCKED SHOTS

1. Jillian Hayes	2020-Pres.	149
2. Bev Obringer	1984-89	142
3. Ilmar'I Thomas	2017-21	131
4. Anita Tersigni	1980-84	117
5. Doris Scott	1995-99	100
Malea Williams	2021-24	100
7. Jeanise Randolph	2010-14	83
8. Debbie Merrill	2001-04	71
9. Anne Stephens	2002-06	68
10. Tiffany Turner	2010-14	62

CAREER FREE THROWS ATTEMPTS

1. Jillian Hayes	2020-Pres.	797
2. Madinah Slaise	1996-00	676
3. Cheryl Cook	1981-85	598
4. Doris Scott	1995-99	514
5. Valerie King	2000-04	508
6. Ilmar'I Thomas	2017-21	497
7. Bev Obringer	1984-89	493
8. Linda Norwell	1973-77	490
9. Debbie Merrill	2001-04	444
10. Stephanie Geter	1994-98	388

LAST TIME VS ARIZONA STATE

TEMPE, Ariz. – The University of Cincinnati women's basketball team overcame its fourth double-digit deficit of the season, defeating Arizona State 73-66 on Saturday night in Tempe.

Trailing by as many as 11 points, the Bearcats roared back with a dominant 29-13 fourth quarter. Jillian Hayes spearheaded the comeback, scoring 14 of her game-high 25 points in the final frame.

Hayes also became UC's all-time leader in free throws made with 509, surpassing Madinah Slaise (503, 1996-00). She went 13-of-21 from the line, setting a career high for attempts, while adding nine rebounds and five steals.

Freshman Chloe Mann shined in her first career start, scoring a career-high 17 points and dishing out a game-high five assists. Tineya Hylton also chipped in with 11 points to round out UC's double-figure scorers.

Despite shooting just 33% from the field, Cincinnati capitalized at the free throw line, converting 28-of-39 attempts (.718). The Bearcats improved to 12-3 this season when holding an advantage at the charity stripe.

Cincinnati scored the first four points and took a three-point lead after a Reagan Jackson 3-pointer with 3:16 in the first (10-7). However, the Bearcats were held scoreless for the final 2:16 as Arizona State tied the ballgame at 12-all.

In the second quarter, Hayes scored four consecutive points to even the score with five minutes remaining (20-20). The Sun Devils answered to take their largest lead of the half with 2:35 on the clock (30-23). Hylton responded with five straight, but an ASU basket sent Cincinnati into halftime trailing 32-28.

Cincinnati scored the first seven points of the third quarter to reclaim the advantage (35-32). Arizona State then went on a 14-1 stretch over three minutes (46-36). Mann's second three-pointer halted the run, and the Bearcats trimmed the deficit to six before the Sun Devils extended it back to nine by the end of the quarter (53-44).

Arizona State pushed its lead to 11 with 9:11 in the fourth quarter (55-46). Cincinnati then staged its comeback with under six minutes remaining. Mann buried her third three-pointer, followed by a pair of free throws from Hayes. Hayes then took over, scoring eight straight points to put the Bearcats ahead 63-61 with a minute remaining. Cincinnati ended the game on an 18-5 run to seal the victory.

SERIES AT A GLANCE

OVERALL	UC LEADS 1-0
ON NEUTRAL	N/A
LAST MEETING	UC WON 73-66 ON 1/25/25


CINCINNATI		ARIZONA ST
65.3	POINTS	69.3
36.8	FG %	40.6
25.6	3PT FG %	33.9
73.0	FT %	75.9
36.4	REBOUNDS	37.3
10.8	ASSISTS	12.2
3.4	BLOCKS	4.3
7.4	STEALS	7.1
66.5	SCORING DEFENSE	76.3
42.5	FG DEFENSE	42.6
37.3	3PT FG DEFENSE	35.3
+1.0	REBOUND MARGIN	-2.8
0.8	AST-TO RATIO	0.8

SERIES HISTORY

- Cincinnati and Arizona State will face off for the second time this season. Arizona State was one of four first-time opponents for UC this year.

HISTORY VS. OPPONENT

DATE	LOCATION	RESULT
Jan. 25, 2025	A	W, 73-66

		Official Basketball Box Score – Final Cincinnati at Arizona St. @2025 Summit League Arena, Tempe 2024-25 Women's Basketball										Game Time: 4:00 PM Game Duration: 2:14 Attendance: 12,702				
Cincinnati - 73														Ottawa: Mckay, Marney, Shugart, Ray, Boudreau		
Record: 1-6 (1-6)														Shooting By Period		
NO. Name	Min	FG	3P	FT	Rebounds	Fouls	TP	AS	TO	ST	Blocks	pts	1st	2nd	3rd	4th
20 Jillian Hayes	36:22	6-18	0-0	13-21	1 8 9 3 11 28	4 1 5 0 2 8						39	10 FGM: 4-9 (44.4%)	10 FGM: 1-6 (16.7%)	10 FGM: 1-1 (100%)	10 FGM: 1-2 (50.0%)
25 Alianae Hefley	18:45	1-2	0-0	0-1	1 7 8 0 0 2	9 1 0 0 0 8						3	10 FGM: 1-2 (50.0%)	10 FGM: 0-0 (0.0%)	10 FGM: 0-0 (0.0%)	10 FGM: 0-0 (0.0%)
0 Chloe Mann	27:36	4-10	3-6	6-8	3 0 3 0 3 5	17 5 0 1 1 1 21						21	10 FGM: 3-5 (60.0%)	10 FGM: 1-2 (50.0%)	10 FGM: 0-1 (0.0%)	10 FGM: 0-0 (0.0%)
2 Tineya Hylton	31:54	3-9	1-3	4-4	0 1 1 3 6 11	1 5 0 0 0 5						10	10 FGM: 3-3 (100%)	10 FGM: 0-0 (0.0%)	10 FGM: 0-0 (0.0%)	10 FGM: 0-0 (0.0%)
3 Reagan Jackson	24:48	1-4	1-4	2-2	0 2 0 2 0 5	2 0 1 0 0 2						5	10 FGM: 1-1 (100%)	10 FGM: 0-0 (0.0%)	10 FGM: 0-0 (0.0%)	10 FGM: 0-0 (0.0%)
14 Ramiyah Byrd	05:51	0-0	0-0	0-0	1 0 1 0 1 0	0 0 0 0 1 0 1						0	10 FGM: 0-0 (0.0%)	10 FGM: 0-0 (0.0%)	10 FGM: 0-0 (0.0%)	10 FGM: 0-0 (0.0%)
34 Ariel Jackson	23:20	2-6	0-2	3-4	3 2 5 3 4 7	2 0 1 0 0 10						6	10 FGM: 2-6 (33.3%)	10 FGM: 0-1 (0.0%)	10 FGM: 0-0 (0.0%)	10 FGM: 0-0 (0.0%)
10 Breanna Byars	05:17	1-4	0-0	0-0	0 1 1 2 2 0	0 0 0 0 1 1						2	10 FGM: 1-1 (100%)	10 FGM: 0-0 (0.0%)	10 FGM: 0-0 (0.0%)	10 FGM: 0-0 (0.0%)
7 Abby Holman	05:17	0-2	0-0	0-0	0 0 0 0 0 0	0 0 0 0 1 0 0 -1						0	10 FGM: 0-0 (0.0%)	10 FGM: 0-0 (0.0%)	10 FGM: 0-0 (0.0%)	10 FGM: 0-0 (0.0%)
33 Chelsea Snyder	11:43	2-5	0-0	1-6	2 1 4 0 1 0	1 1 1 -4						5	10 FGM: 2-5 (40.0%)	10 FGM: 0-0 (0.0%)	10 FGM: 0-0 (0.0%)	10 FGM: 0-0 (0.0%)
5 Daylene Cummings	08:07	0-1	0-1	0-0	0 0 0 0 1 0	0 0 0 0 0 0 -12						0	10 FGM: 0-0 (0.0%)	10 FGM: 0-0 (0.0%)	10 FGM: 0-0 (0.0%)	10 FGM: 0-0 (0.0%)
Team		2	2	4	0	0						0	GM FGM: 20-61 (32.8%)	GM 3PM: 4-16 (25.0%)	GM FTM: 28-39 (71.8%)	
Totals	20:01	5-16 (31.3%)	0-0	16-39 (41.0%)	16 34 40 18 32 73 14	5 10 3 5 7 7						0	Dead Ball Rebounds: 7-0			
Technical Fouls: NONE																
Arizona St. - 66														Dead Ball Rebounds: 7-0		
Record: 8-13 (2-7)														Shooting By Period		
NO. Name	Min	FG	3P	FT	Rebounds	Fouls	TP	AS	TO	ST	Blocks	pts	1st	2nd	3rd	4th
0 Kennedy Basham	25:40	0-2	0-0	4-4	1 2 3 4 2 4	1 1 0 4 0 11						8	10 FGM: 0-2 (0.0%)	10 FGM: 0-0 (0.0%)	10 FGM: 0-0 (0.0%)	10 FGM: 0-0 (0.0%)
32 Naveah Parkinson	24:42	3-6	0-0	0-1	0 6 6 5 2 8	0 0 0 0 0 1 19						6	10 FGM: 3-6 (50.0%)	10 FGM: 0-0 (0.0%)	10 FGM: 0-0 (0.0%)	10 FGM: 0-0 (0.0%)
4 Ayah Livett	08:43	0-1	0-0	1-1	0 1 0 1 4 0	0 1 3 0 0 12						0	10 FGM: 0-1 (0.0%)	10 FGM: 0-0 (0.0%)	10 FGM: 0-0 (0.0%)	10 FGM: 0-0 (0.0%)
10 Kennedy Faurstetter	05:40	5-9	3-3	3-3	0 1 1 4 2 16	2 0 0 0 0 7						16	10 FGM: 3-3 (100%)	10 FGM: 2-2 (100%)	10 FGM: 0-0 (0.0%)	10 FGM: 0-0 (0.0%)
23 Jaylin Brown	07:16	6-16	1-3	12-12	2 7 9 5 9 25	2 8 1 0 2 5						19	10 FGM: 3-3 (100%)	10 FGM: 2-2 (100%)	10 FGM: 1-1 (100%)	10 FGM: 0-0 (0.0%)
3 Tyi Skinner	21:57	5-8	2-2	0-2	0 4 4 4 2 12	4 3 0 0 0 6						14	10 FGM: 3-5 (60.0%)	10 FGM: 1-1 (100%)	10 FGM: 0-0 (0.0%)	10 FGM: 0-0 (0.0%)
7 Jacson Jackson	20:56	0-0	0-0	0-2	3 2 5 4 1 0	1 0 2 0 0 5						0	10 FGM: 0-0 (0.0%)	10 FGM: 0-0 (0.0%)	10 FGM: 0-0 (0.0%)	10 FGM: 0-0 (0.0%)
12 Makyla Moore	14:46	1-3	1-2	0-0	1 2 3 2 0 3	0 0 2 3 0 5						3	10 FGM: 1-3 (33.3%)	10 FGM: 0-0 (0.0%)	10 FGM: 0-0 (0.0%)	10 FGM: 0-0 (0.0%)
15 Haseemy Green	03:59	0-0	0-0	0-0	0 1 1 1 2 0	0 0 1 0 1 0 -1						0	10 FGM: 0-0 (0.0%)	10 FGM: 0-0 (0.0%)	10 FGM: 0-0 (0.0%)	10 FGM: 0-0 (0.0%)
Team		5	4	7	0	0						0	GM FGM: 20-62 (32.0%)	GM 3PM: 20-32 (62.5%)	GM FTM: 7-14 (50.0%)	
Totals	20:02	7-14 (50.0%)	19-24 (79.2%)	11-29 (37.9%)	33 18 66 11 19 66 11	19 5 5 3 7 7						0	Dead Ball Rebounds: 0-0			
Technical Fouls: NONE																
CIN ASU																
Biggest Lead	7 (4 <sup>th</sup> 0:01)		11 (3 <sup>rd</sup> 0:22)		Turnovers		19 8		Points		22 20		Period by Period Scoring			
Best Scoring Run	12 (4 <sup>th</sup> 0:15)		10 (3 <sup>rd</sup> 3:59)		Fast Breaks		13 6		CIN		12 16 28 73		1st 2nd 3rd 4th OT			
Lead Changes	6		Second Chance		13 6		ASU		12 20 21 13		66					
Times Tied	10		Bench		13 13											
Time with Lead	08:44		23:45													



## NUMERICAL ROSTER

#	NAME	POS.	HT.	CL.	HOMETOWN / HIGH SCHOOL / PREVIOUS SCHOOL
0	Chloe Mann	G	5-8	Fr.	Fort Worth, Texas / Duncanville
2	Tineya Hylton	G	5-7	Sr.	Toronto, Ontario / Royal Crown Academic School / Texas A&M
3	Reagan Jackson	G	5-8	So.	Kennedale, Texas / Kennedale
5	Daylee Dunn	G	5-10	5th	San Ramon, Calif. / Salesian / Loyola Marymount
6	Aïcha Dia	G	6-0	Jr.	Montreal, Quebec / Dawson College / Penn State
7	Abby Holtman	G	5-10	So.	Florence, Ky. / Ryle
10	Brianna Byars	F	5-11	So.	Paris, Ky. / George Rogers Clark
14	Ramiyah Byrd	F	5-11	R-Fr.	Colorado Springs, Colo. / Spire Institute and Academy
20	Jillian Hayes	F	6-1	5th	Cincinnati, Ohio / Loveland
25	Alliance Ndiba	F	6-3	R-Jr.	Lubumbashi, Congo / Arizona Western
32	Destiny Thomas	C	6-4	Jr.	Jonesboro, Ark. / Jonesboro / Memphis
33	Delaney Snyder	C	6-5	So.	Richmond, Va. / TPLS Christian Academy
34	A'riel Jackson	G	5-9	Jr.	Brooklyn, N.Y. / Bishop Laughlin Memorial

## STAFF

POSITION	NAME	SEASON AT CINCINNATI	ALMA MATER
Head Coach	Katrina Merriweather	Second Season* / Ninth Season Overall*	Cincinnati, 2001
Assistant Coach / Offensive Coordinator	Ashley Barlow	Second Season	Notre Dame, 2010
Assistant Coach / Recruiting Coordinator	Abby Jump	Second Season	Wright State, 2014
Assistant Coach / Director of Culture Development	Kabrina Merriweather	Second Season	Georgia Southwestern State, 2015
Director of Basketball Operations / Assistant Coach	Abby Owings	Second Season	Thomas More, 2018
Director of Player Personnel / Assistant Coach	Michal Miller	Second Season	Wright State, 2020
Assistant Director of Basketball Operations	Ryan Pall	Second Season	Bowling Green, 2018
Graduate Assistant	Lanyce Williams	Second Season	Memphis, 2023
Basketball Operations Assistant	Alayah Neal	First Season	Memphis, 2024
Director of Sports Performance	Natosha Gottlieb	First Season	Louisiana College, 2013
Athletic Trainer	Jessica Emfinger	Second Season	Utah, 2021

\*Head Coach Katrina Merriweather (1997-2001, GA 2001-02) played at Cincinnati  
Merriweather is in her ninth season overall as a head coach (2016-Present)

## PRONUNCIATION GUIDE

Ramiyah Byrd	Rah-My-Ah
Aïcha Dia	Eye-Shuh Dee-Ah
A'riel Jackson	Are-Ee-El
Alliance Ndiba	Ah-Lee-ahnce N-Dee-buh
Tineya Hylton	Tin-AYE-uh
Michal Miller (Staff)	Mick-Ale
Lanyce Williams (Staff)	Lah-Niece

INDIVIDUAL LEADERS GAME-BY-GAME

OPPONENT	RESULT	POINTS	REBOUNDS	ASSISTS	BLOCKS
UIC	W, 66-54	Hylton (20)	Hayes (11)	Hylton (4)	Ndiba (1)
Delaware State	W, 83-46	Hayes (30)	Hayes (11)	Hylton (6)	Ndiba, Byrd, Hayes (2)
Davidson	W, 68-50	Hayes, Hylton (20)	Ndiba (11)	Hylton (6)	Ndiba (3)
Seton Hall	L, 68-69	Hayes (16)	Hayes (10)	Hylton, R Jackson (4)	Mann (1)
Georgetown	W, 59-57	Hayes (28)	Hayes (11)	Hylton, Mann, Ndiba (2)	Hayes (2)
FGCU	L, 52-59	Hylton (20)	Hayes, Ndiba (8)	Mann, Hayes, A. & R. Jackson (2)	Ndiba (2)
CCSU	W, 79-48	Hayes (26)	Hayes (10)	Hylton (3)	Snyder (1)
Western Illinois	W, 95-52	R. Jackson (29)	Hayes (10)	Hylton (7)	Snyder (2)
Xavier	W, 60-48	Hayes (18)	Hayes (16)	R. Jackson (3)	Hayes (2)
Marshall	W, 67-64	Hylton (16)	Hayes, Ndiba (8)	Hylton, Mann (3)	Byars (2)
#13 K-State	L, 59-76	Mann (13)	Ndiba (7)	A. Jackson (4)	Ndiba (2)
BYU	W, 72-63	Hayes (16)	Hayes (13)	A. Jackson (4)	Ndiba (2)
#11 TCU	L, 66-81	Hayes (20)	Hayes (8)	A. Jackson (4)	Ndiba (2)
Oklahoma State	L, 48-64	A. Jackson (15)	Hayes (8)	Hylton (3)	Four tied (1)
UCF	W, 64-58	Hylton (17)	Hayes (8)	Six tied (1)	Ndiba (2)
Colorado	W, 65-59	Hylton (27)	Ndiba (12)	Hylton, Mann (2)	Ndiba (4)
Arizona	L, 62-72	Hylton (25)	Hayes (13)	A. Jackson, R. Jackson (3)	Hayes (1)
Arizona State	W, 73-66	Hayes (25)	Hayes (9)	Mann (5)	Mann, Snyder, Byrd (1)
Houston	W, 73-65	Hayes (21)	Hayes (18)	Hayes, R. Jackson, Holtman (2)	N/A
Baylor	L, 59-98	Mann (26)	Hayes, Snyder (5)	R. Jackson (2)	Four tied (1)
Iowa State	L, 52-72	R. Jackson (13)	Hayes (5)	A. Jackson (5)	Hayes, Snyder (1)
Kansas	W, 78-74	Hylton (21)	Hayes (9)	Hayes, R. & A. Jackson (4)	Hayes (1)
#14 K-State	L, 53-90	Hayes (15)	Hayes (15)	Mann (3)	Hylton (1)
#18 West Virginia	L, 50-69	Hayes (20)	Hayes (10)	Hylton (2)	Snyder (4)
Texas Tech	W, 59-56	Hylton (21)	Hayes, Byars (11)	Hylton (3)	Hayes (4)
Utah	L, 65-92	Hylton (16)	Hayes, A. Jackson (5)	A. Jackson (4)	Hayes, Byrd (1)
#21 Oklahoma State	L, 64-74	Hayes (15)	Hayes (11)	Hylton, A. Jackson, Mann (2)	Hayes (2)
#18 West Virginia	L, 69-85	Hayes (20)	Hayes (8)	R. Jackson (9)	Byrd (4)

SPECIALITY SCORING STATISTICS

OPPONENT	TURNOVERS			PAINT			SECOND CHANCE			FAST BREAK			BENCH		
	UC	OPP	MAR.	UC	OPP	MAR.	UC	OPP	MAR.	UC	OPP	MAR.	UC	OPP	MAR.
UIC	14	3	+11	36	13	+23	6	7	-1	13	3	+10	14	29	-15
Delaware State	19	10	+9	46	12	+34	22	0	+22	14	2	+12	23	17	+6
Davidson	21	5	+16	28	22	+6	8	6	+2	5	2	+3	21	26	-5
Seton Hall	19	19	-	26	24	+2	13	2	+11	5	16	-11	23	11	+12
Georgetown	27	5	+22	30	20	+10	18	10	+8	10	10	-	17	0	+17
FGCU	17	20	-3	24	26	-2	6	5	+1	3	10	-7	1	9	-8
CCSU	30	12	+18	30	12	+18	18	6	+12	11	2	+9	19	6	+13
Western Illinois	35	11	+24	30	24	+6	22	9	+13	11	2	+9	21	15	+6
Xavier	19	4	+15	28	24	+4	17	3	+14	14	6	+8	19	22	-3
Marshall	14	17	-3	24	22	+2	16	8	+8	6	4	+2	24	20	+4
#13 K-State	22	16	+6	20	40	-20	7	5	+2	8	14	-6	21	18	+3
BYU	19	19	-	22	28	-6	17	7	+10	3	10	-7	16	13	+3
#11 TCU	5	21	-16	22	36	-14	2	9	-7	4	22	-18	19	10	+9
Oklahoma State	19	13	+6	18	32	-14	7	7	-	11	16	-5	4	16	-12
UCF	19	20	-1	22	38	-16	24	14	+10	9	14	-5	17	18	-1
Colorado	18	14	+4	28	26	+2	22	12	+10	7	3	+4	13	24	-11
Arizona	13	10	+3	26	30	-4	12	2	+10	13	11	+2	8	28	-20
Arizona State	19	9	+10	22	20	+2	13	6	+7	8	14	-6	13	15	-2
Houston	11	6	+5	38	22	+16	14	9	+5	2	4	-2	19	7	+12
Baylor	8	24	-16	26	36	-10	8	18	-10	1	10	-9	13	36	-23
Iowa State	12	10	+2	12	26	-14	8	15	-7	8	2	-6	11	9	+2
Kansas	19	17	+2	24	34	-10	15	11	-4	3	2	-1	11	11	-
#14 K-State	0	22	-22	18	44	-26	9	17	-8	0	10	-10	13	31	-18
#18 West Virginia	10	23	-13	30	40	-10	9	8	+1	2	15	-13	5	20	-15
Texas Tech	10	15	-5	20	12	+8	12	12	-	4	9	-5	5	18	-13
Utah	10	23	-13	16	36	-20	11	18	-7	1	4	-3	15	27	-12
#21 Oklahoma State	8	15	-7	26	22	+4	7	4	+3	14	17	-3	13	11	+2
#18 West Virginia	21	18	-3	20	36	-16	9	28	-19	8	14	-6	11	28	-17

STARTING LINEUP GAME-BY-GAME

	OPPONENT	GUARD	GUARD	GUARD	FORWARD	FORWARD
Nov. 5	UIC	Tineya Hylton	Reagan Jackson	A'riel Jackson	Jillian Hayes	Alliance Ndiba
Nov. 10	Delaware State	Tineya Hylton	Reagan Jackson	A'riel Jackson	Jillian Hayes	Alliance Ndiba
Nov. 13	Davidson	Tineya Hylton	Reagan Jackson	A'riel Jackson	Jillian Hayes	Alliance Ndiba
Nov. 18	Seton Hall	Tineya Hylton	Reagan Jackson	A'riel Jackson	Jillian Hayes	Alliance Ndiba
Nov. 22	Georgetown	Tineya Hylton	Reagan Jackson	A'riel Jackson	Jillian Hayes	Alliance Ndiba
Nov. 24	FGCU	Tineya Hylton	Reagan Jackson	A'riel Jackson	Jillian Hayes	Alliance Ndiba
Dec. 3	CCSU	Tineya Hylton	Reagan Jackson	A'riel Jackson	Jillian Hayes	Alliance Ndiba
Dec. 6	Western Illinois	Tineya Hylton	Reagan Jackson	A'riel Jackson	Jillian Hayes	Alliance Ndiba
Dec. 15	Xavier	Tineya Hylton	Reagan Jackson	A'riel Jackson	Jillian Hayes	Alliance Ndiba
Dec. 18	Marshall	Tineya Hylton	Reagan Jackson	A'riel Jackson	Jillian Hayes	Alliance Ndiba
Dec. 22	#13 Kansas State	Tineya Hylton	Reagan Jackson	A'riel Jackson	Jillian Hayes	Alliance Ndiba
Jan. 1	BYU	Tineya Hylton	Reagan Jackson	A'riel Jackson	Jillian Hayes	Alliance Ndiba
Jan. 4	#11 TCU	Tineya Hylton	Reagan Jackson	A'riel Jackson	Jillian Hayes	Alliance Ndiba
Jan. 8	Oklahoma State	Tineya Hylton	Reagan Jackson	A'riel Jackson	Jillian Hayes	Alliance Ndiba
Jan. 11	UCF	Tineya Hylton	Reagan Jackson	A'riel Jackson	Jillian Hayes	Alliance Ndiba
Jan. 18	Colorado	Tineya Hylton	Reagan Jackson	A'riel Jackson	Jillian Hayes	Alliance Ndiba
Jan. 22	Arizona	Tineya Hylton	Reagan Jackson	A'riel Jackson	Jillian Hayes	Alliance Ndiba
Jan. 25	Arizona State	Tineya Hylton	Reagan Jackson	Chloe Mann	Jillian Hayes	Alliance Ndiba
Jan. 29	Houston	Tineya Hylton	Reagan Jackson	Chloe Mann	Jillian Hayes	Delaney Snyder
Feb. 2	Baylor	Tineya Hylton	Reagan Jackson	Chloe Mann	Jillian Hayes	Delaney Snyder
Feb. 5	Iowa State	Tineya Hylton	Reagan Jackson	Chloe Mann	Jillian Hayes	Delaney Snyder
Feb. 8	Kansas	Tineya Hylton	Reagan Jackson	Chloe Mann	A'riel Jackson	Jillian Hayes
Feb. 12	#14 Kansas State	Tineya Hylton	Reagan Jackson	Chloe Mann	A'riel Jackson	Jillian Hayes
Feb. 15	#18 West Virginia	Tineya Hylton	Reagan Jackson	Chloe Mann	A'riel Jackson	Jillian Hayes
Feb. 19	Texas Tech	Tineya Hylton	Reagan Jackson	A'riel Jackson	Jillian Hayes	Delaney Snyder
Feb. 23	Utah	Tineya Hylton	Reagan Jackson	A'riel Jackson	Jillian Hayes	Delaney Snyder
Feb. 26	#21 Oklahoma State	Tineya Hylton	Reagan Jackson	A'riel Jackson	Jillian Hayes	Delaney Snyder
March 1	#18 West Virginia	Tineya Hylton	Reagan Jackson	Chloe Mann	A'riel Jackson	Jillian Hayes

STARTING LINEUP RECORD BREAKDOWN

LINEUP	TOTAL RECORD	NON-CONFERENCE	CONFERENCE RECORD
Hylton, R. Jackson, A. Jackson, Hayes, Ndiba	11-6	8-2	3-4
Hylton, R. Jackson, Mann, Hayes, Ndiba	1-0	0-0	1-0
Hylton, R. Jackson, Mann, Hayes, Snyder	1-2	0-0	1-2
Hylton, R. Jackson, Mann, A. Jackson, Hayes	1-3	0-0	1-3
Hylton, R. Jackson, A. Jackson, Hayes, Snyder	1-2	0-0	1-2

## HEAD COACH KATRINA MERRIWEATHER



Director of Athletics John Cunningham announced the hire of former Bearcats' captain Katrina Merriweather as the 10th women's basketball head coach at the University of Cincinnati on March 25, 2023.

Merriweather quickly has become a rising star in the coaching profession, taking three programs to the postseason a total of six times, including a pair of NCAA Tournament appearances. She has totaled 165 wins in eight seasons as bench boss.

Merriweather guided the Bearcats' transition from the American Athletic Conference to the Big 12 Conference in her first season at UC in 2023-24. The Bearcats saw a five-win improvement and their 14 wins were the most in a single season since 2019-20. The squad posted its best non-conference winning percentage (72.7%) in 15 years and won six consecutive games during the stretch for its longest win streak since 2019-20. The non-conference slate also featured UC's first win over an SEC opponent since 2004.

Merriweather led her third school to the postseason, having done so at previous stops Memphis and Wright State. Cincinnati qualified for the WNIT for its 14th postseason appearance and first since 2019.

Senior Jillian Hayes became the first player in program history to earn All-Big 12 honors. She ranked inside the top-5 in the league in free throws made, free throws attempts and rebounds per game. She announced she would return to the Bearcats for her final season of eligibility in 2024-25.

"I'm excited to announce Katrina Merriweather as the next head coach for our women's basketball program," Cunningham said. "Her track record of success at both Wright State and Memphis speaks for itself. She's been an outstanding recruiter, program builder and developer of talent. As an alumna of Cincinnati and one of the winningest players in school history, she knows the potential this program has and understands what it will take for us to compete at the top of the Big 12. She's the perfect fit and I'm thrilled to welcome her back to the program."

A four-year letterwinner for the Bearcats' Hall of Fame head coach Laurie Pirtle from 1997-01, Merriweather became the program's first women's basketball player to advance to four consecutive postseason tournaments. Additionally, she helped lead the program to its first-ever NCAA Tournament win as a graduate assistant coach in 2001-02.

"I'm elated to come back to the University of Cincinnati as the head coach of the women's basketball program," Merriweather said. "My time as a student-athlete and as a Bearcat were some of the greatest years of my life, and I'm excited to give back with everything I have to our current players like so many did for me. This is home for me, and I'm honored to wear the C-Paw once again. I'm thankful to John Cunningham and Maggie McKinley for this opportunity and I'm looking forward to working closely with our entire athletics department to compete for championships in the Big 12."

Merriweather and USA Basketball earned a silver medal podium finish at the 2023 FIBA Women's AmeriCup in Leon, Mexico. She was elevated to her first bench coach assignment for the event after previously serving as a court coach for the 2021 USA Women's U19 National Team Trials.

Merriweather led Memphis to a 22-11 season in 2022-23, the program's first 20-win season in more than a decade, and an appearance in the 2023 WNIT Sweet 16.

Merriweather took over a four-win Memphis team and immediately produced 16 wins in 2021-22 before the 22-win campaign this season in which the Tigers clinched the two seed in the 2022 AAC Championships, the program's highest-ever AAC regular season finish, and advanced to a postseason tournament for the first time since 2015-16.

In her two seasons at the helm, the Tigers compiled a 38-23 record and earned three All-Conference selections.

The search was led by Maggie McKinley, Deputy Athletic Director and Senior Woman Administrator, who worked with Cunningham to bring Merriweather back home.

Prior to her tenure at Memphis, Merriweather spent five seasons as the head coach at Wright State, where she took the Raiders to two NCAA Tournaments and was named Horizon League Coach of the Year three times. Merriweather led Wright State to the program's third appearance and first NCAA Tournament win with an upset over four-seed Arkansas in 2021.

In 2018-19, she guided the Raiders to a school-record 27 wins and its first-ever outright Horizon League regular season championship, securing the conference tournament title and reaching the NCAA Tournament for the second time in program history.

While at the helm, Merriweather led the Raiders to a 113-47 (.706) record, finishing with the best winning percentage in program history. She was a part of all three of the program's Horizon League tournament titles and NCAA Tournament appearances, twice as a head coach in 2019 and 2021 and once as an assistant in 2014. The Raiders also earned 16 All-Conference selections in her tenure.

Merriweather was an assistant under Mike Bradbury for six seasons at Wright State from 2010-16 before becoming head coach.

Prior to Wright State, she was an assistant at Purdue from 2003-06, and at UIC for the 2002-03 season.

With the Bearcats, Merriweather made 27 career starts, including 22 in her senior season, and played in 107 games. She helped lead the program to an 83-41 record in her four seasons.

The Indianapolis native graduated from Cincinnati in 2001 with a bachelor's degree in English literature and earned a second bachelor in secondary education in 2002.



## PERSONAL INFORMATION

**HOMETOWN:** Indianapolis, Ind.

**ALMA MATER:** Cincinnati ('01, '02)

**OVERALL RECORD:** 180-101

## PLAYING CAREER

YEAR	TEAM
1997-2001	Cincinnati

## COACHING CAREER (ENTERING 9TH AS HEAD COACH)

YEAR	SCHOOL	POSITION
2001-02	Cincinnati	Graduate Assistant
2002-03	UIC	Assistant Coach
2003-06	Purdue	Assistant Coach
2010-16	Wright State	Assistant Coach
2016-21	Wright State	Head Coach
2021-23	Memphis	Head Coach
2023-Present	Cincinnati	Head Coach

## YEAR-BY-YEAR HEAD COACHING RECORD

## Wright State

2016-17	25-9, 15-3 Horizon — co-Champions; WNIT 2nd round
2017-18	23-11, 12-6 Horizon — 3rd; WNIT 1st round
2018-19	27-7, 16-2 Horizon — Champions; NCAA 1st round
2019-20	19-12, 13-5 Horizon — t-2nd; no postseason COVID-19
2020-21	19-8, 15-5 Horizon — co-Champions; NCAA 2nd round

## Memphis

2021-22	16-12, 6-9 American — 7th
2022-23	22-11, 11-4 American — 2nd; WNIT Super 16

## Cincinnati

2023-24	14-18, 5-13 Big 12 - 11th; WNIT Second Round
---------	--

**Total (8 years)** 165-88 (.652)

71-21 (.772) Horizon League

17-13 (.567) American

5-13 (.278) Big 12





# 0 | CHLOE MANN

Fr. | G | 5-8 | Fort Worth, Texas | Duncanville

SEASON STATISTICS

MIN	PPG	RPG	APG	FG%
21.4	8.5	1.6	1.4	.274

SEASON HIGHLIGHTS:

Has nine double-digit scoring performances... **Poured in a career-high 26 points vs. Baylor on Feb. 2 — the most by a Cincinnati freshman since Shelly Bellman's 26-point performance on Jan. 25, 2006...** Notched 17 points and career-high five assists while draining three 3-pointers in first career start at ASU... Drained career-high three 3-pointers, all in the first quarter, in win over Colorado... Led team in scoring with 13 at #13 Kansas State... Scored six points in final 81 seconds to seal win at Xavier... Career-best 15 points in win over Georgetown... First career double-digit scoring performance vs. Seton Hall with 11 points... Scored eight points in her career debut at UIC (11/5).

HIGH SCHOOL:

Starred for Duncanville High School her final two seasons... Was a state champion in both basketball and track and field... Averaged 13.2 points, 3.6 assists, 3.8 rebounds and 2.2 steals per game as a senior... Nominated for the 47th annual McDonald's All American Games, one of 40 players nominated from her home state of Texas... Prior to Duncanville, played two seasons for Boswell High School (2020-22)... Named Newcomer of the Year in 2020-21... Parents both competed for Kansas State.

GAME-BY-GAME

Opponent	Date	GS	MIN	Total		3-Pointers		Free throws		Rebounds				PF	A	TO	BLK	STL	PTS	AVG
				FG-FGA	PCT	3FG-3FGA	PCT	FT-FTA	PCT	OFF	DEF	TOT	AVG							
at UIC	11/05/2024		18:05	2-8	.250	0-2	.000	4-5	.800	0	3	3	3.0	1	0	1	0	2	8	8.0
Delaware St.	11/10/2024		17:43	3-10	.300	2-4	.500	0-0	.000	0	1	1	2.0	2	3	2	0	1	8	8.0
Davidson	11/13/2024		20:16	1-9	.111	0-3	.000	4-4	1.000	0	0	0	1.3	0	1	1	0	2	6	7.3
Seton Hall	11/18/2024		28:27	3-6	.500	1-1	1.000	4-5	.800	0	0	0	1.0	3	0	3	1	0	11	8.3
vs Georgetown	11/22/2024		29:28	5-12	.417	1-4	.250	4-4	1.000	0	1	1	1.0	2	2	0	0	3	15	9.6
vs FGCU	11/24/2024		14:48	0-1	.000	0-1	.000	1-2	.500	0	0	0	0.8	3	2	1	0	1	1	8.2
Central Conn. St.	12/03/2024		22:03	1-9	.111	0-3	.000	4-4	1.000	0	0	0	0.7	0	1	3	0	1	6	7.9
Western Ill.	12/06/2024		18:46	2-7	.286	0-3	.000	4-5	.800	0	0	0	0.6	1	1	1	0	2	8	7.9
at Xavier	12/15/2024		23:20	2-8	.250	0-4	.000	4-4	1.000	0	3	3	0.9	2	1	5	0	2	8	7.9
Marshall	12/18/2024		17:44	5-10	.500	0-3	.000	2-2	1.000	0	2	2	1.0	2	3	5	0	1	12	8.3
at Kansas St.	12/22/2024		19:32	3-12	.250	2-6	.333	5-6	.833	0	3	3	1.2	0	1	2	0	2	13	8.7
BYU	01/01/2025		19:21	0-4	.000	0-2	.000	6-10	.600	0	0	0	1.1	2	2	3	0	0	6	8.5
at TCU	01/04/2025		14:37	3-8	.375	2-7	.286	0-0	.000	0	1	1	1.1	0	0	2	1	0	8	8.5
Oklahoma St.	01/08/2025		11:49	1-5	.200	0-1	.000	0-0	.000	0	0	0	1.0	4	0	0	0	0	2	8.0
at UCF	01/11/2025		26:48	3-14	.214	2-6	.333	6-8	.750	1	1	2	1.1	0	1	2	0	2	14	8.4
Colorado	01/18/2025		26:15	4-18	.222	3-8	.375	0-0	.000	0	1	1	1.1	3	2	3	0	1	11	8.6
at Arizona	01/22/2025		26:51	3-13	.231	2-3	.667	0-0	.000	0	2	2	1.1	1	0	0	0	2	8	8.5
at Arizona St.	01/25/2025	*	27:36	4-10	.400	3-6	.500	6-8	.750	3	0	3	1.2	5	5	0	1	1	17	9.0
Houston	01/29/2025	*	13:22	1-5	.200	0-3	.000	2-3	.667	0	0	0	1.2	3	1	3	0	0	4	8.7
at Baylor	02/02/2025	*	29:27	8-22	.364	0-5	.000	10-13	.769	1	1	2	1.2	2	1	3	0	2	26	9.6
Iowa St.	02/05/2025	*	28:07	1-8	.125	0-3	.000	3-6	.500	0	4	4	1.3	3	1	1	0	2	5	9.4
Kansas	02/08/2025	*	23:19	1-4	.250	0-2	.000	0-0	.000	0	2	2	1.4	2	2	2	0	1	2	9.0
Kansas St.	02/12/2025	*	28:01	3-13	.231	1-5	.200	3-4	.750	0	3	3	1.4	3	3	2	0	1	10	9.1
at West Virginia	02/15/2025	*	09:19	1-2	.500	0-0	.000	1-2	.500	1	1	2	1.5	1	1	2	1	0	3	8.8
Utah	02/23/2025		09:59	3-5	.600	0-0	.000	0-0	.000	0	0	0	1.4	0	1	2	0	0	6	8.7
at Oklahoma St.	02/26/2025		23:05	1-8	.125	1-2	.500	2-4	.500	0	5	5	1.5	0	2	2	0	0	5	8.6
West Virginia	03/01/2025	*	30:05	2-10	.200	1-5	.200	2-2	1.000	0	2	2	1.6	2	1	2	0	3	7	8.5
Totals		8	578:13	66-241	.274	21-92	.228	77-101	.762	6	36	42	1.6	47	38	53	4	32	230	8.5

MANN'S HIGHS

POINTS  
Season.....26, at Baylor (2/2/25)  
Career.....26, at Baylor (2/2/25)

REBOUNDS  
Season.....5, at Oklahoma State (2/26/25)  
Career.....5, at Oklahoma State (2/26/25)

FG MADE  
Season.....8, at Baylor (2/2/25)  
Career.....8, at Baylor (2/2/25)

FG ATTEMPTED  
Season.....22, at Baylor (2/2/25)  
Career.....22, at Baylor (2/2/25)

THREE POINT FG MADE  
Season.....3, last vs. Colorado (1/18/25)  
Career.....3, last vs. Colorado (1/18/25)

THREE POINT FG ATTEMPTED  
Season.....8, vs. Colorado (1/18/25)  
Career.....8, vs. Colorado (1/18/25)

FT MADE  
Season.....10, at Baylor (2/2/25)  
Career.....10, at Baylor (2/2/25)

FT ATTEMPTED  
Season.....13, at Baylor (2/2/25)  
Career.....13, at Baylor (2/2/25)

ASSISTS  
Season.....5, at Arizona State (1/25/25)  
Career.....5, at Arizona State (1/25/25)

BLOCKS  
Season.....1, last at West Virginia (2/15/25)  
Career.....1, last at West Virginia (2/15/25)

STEALS  
Season.....3, last vs. West Virginia (3/1/25)  
Career.....3, last vs. West Virginia (3/1/25)

CAREER STATISTICS

				Field Goals		3-Point		F-Throws		Rebounds									Scoring	
SEASON	TEAM	GP-GS	MIN/AVG	FG-FGA	FG%	3FG-3FGA	3FG%	FT-FTA	FT%	OFF	DEF	TOT	AVG	PF-FO	A	TO	BLK	STL	PTS	AVG
2024-25	UC	27-8	578/21.4	66-241	.274	21-92	.228	77-101	.762	6	36	42	1.6	47-1	38	53	4	32	230	8.5
TOTAL		27-8	578/21.4	66-241	.274	21-92	.228	77-101	.762	6	36	42	1.6	47-1	38	53	4	32	230	8.5

2 | TINEYA HYLTON

Sr. | G | 5-7 | Toronto, Ontario | Royal Crown Academic School | Texas A&M

SEASON STATISTICS

MIN	PPG	APG	RPG	FG%
28.0	13.4	2.4	3.1	.397

HYLTON'S HIGHS

POINTS  
Season.....27, vs. Colorado (1/18/25)  
Career.....27, vs. Colorado (1/18/25)

REBOUNDS  
Season.....7, last vs. Houston (1/29/25)  
Career.....7, last vs. Houston (1/29/25)

FG MADE  
Season.....10, at Arizona (1/22/25)  
Career.....10, at Arizona (1/22/25)

FG ATTEMPTED  
Season.....22, at Arizona (1/22/25)  
Career.....22, at Arizona (1/22/25)

THREE POINT FG MADE  
Season.....3, last vs. West Virginia (3/1/25)  
Career.....3, last vs. West Virginia (3/1/25)

THREE POINT FG ATTEMPTED  
Season.....7, at Arizona (1/22/25)  
Career.....7, at Arizona (1/22/25)

FT MADE  
Season.....14, vs. Western Illinois (12/6/24)  
Career.....14, vs. Western Illinois (12/6/24)

FT ATTEMPTED  
Season.....17, vs. Western Illinois (12/6/24)  
Career.....17, vs. Western Illinois (12/6/24)

ASSISTS  
Season.....7, vs. Western Illinois (12/6/24)  
Career.....7, last vs. Western Illinois (12/6/24)

BLOCKS  
Season.....1, last at Texas Tech (2/19/25)  
Career.....1, last at Texas Tech (2/19/25)

STEALS  
Season.....6, vs. Oklahoma State (1/8/25)  
Career.....6, vs. Oklahoma State (1/8/25)

**SEASON HIGHLIGHTS:**  
**Has nine 20-point outings this season...** Scored 19 of her team-high 21 points in second half at Texas Tech...  
**Put up all 21 of her points after halftime to lead UC to overtime win over Kansas...** Posted 25 points with a career-high 10 made field goals at Arizona... **Delivered a career-high 27 points in comeback win over Colorado, with 18 in the final frame (5-5 FG, 7-9 FT in 4Q)...** Exited game in first quarter vs. UCF due to injury; returned to finish with game-high 17 points, career-high-tying seven boards and three steals... **Named to Atlantic Slam All-Tournament Team...** Went a career-best 14-of-17 from the free throw line to finish with 20 points vs. Western Illinois; added career-best in assists (7)... Notched 20 points on 7-of-14 from the field, including two three-pointers, vs. FGCU... Dished out six assists to go with eight points and three steals vs. Delaware State (11/10).

**CAREER NOTABLES:**  
Tied the Fifth Third Arena record for free throws made with 14 vs. Western Illinois... Transfer from Texas A&M... Appeared in 30 games, making three starts in 2023-24... Led the team in assists five times and recorded three double-digit scoring performances... Dished out a career-high seven assists vs. Vanderbilt on Feb. 15, 2024 — the second-highest assist total by an Aggie that season... Played the first semester of her college career at the University of Georgia after reclassifying due to the COVID-19 pandemic... Starred on the U23 Canada National Team where she earned a silver medal at the 2023 GLOBAL JAM.

GAME-BY-GAME

Opponent	Date	GS	MIN	Total		3-Pointers		Free throws		Rebounds			PF	A	TO	BLK	STL	PTS	AVG	
				FG-FGA	PCT	3FG-3FGA	PCT	FT-FTA	PCT	OFF	DEF	TOT								AVG
at UIC	11/05/2024	*	26:32	6-12	.500	0-1	.000	8-9	.889	1	3	4	4.0	4	4	0	0	20	20.0	
Delaware St.	11/10/2024	*	27:08	4-9	.444	0-0	.000	0-0	.000	2	1	3	3.5	2	6	2	0	3	8	14.0
Davidson	11/13/2024	*	25:54	5-9	.556	1-4	.250	9-12	.750	0	3	3	3.3	2	6	2	0	3	20	16.0
Seton Hall	11/18/2024	*	23:42	3-7	.429	0-2	.000	4-4	1.000	0	2	2	3.0	4	4	9	0	1	10	14.5
vs Georgetown	11/22/2024	*	34:09	3-11	.273	0-3	.000	0-0	.000	0	4	4	3.2	1	2	1	1	3	6	12.8
vs FGCU	11/24/2024	*	25:17	7-14	.500	2-4	.500	4-4	1.000	2	2	4	3.3	5	1	2	0	1	20	14.0
Central Conn. St.	12/03/2024	*	23:31	4-9	.444	0-1	.000	6-8	.750	3	0	3	3.3	1	3	0	0	2	14	14.0
Western Ill.	12/06/2024	*	28:56	3-8	.375	0-2	.000	14-17	.824	2	4	6	3.6	0	7	3	0	5	20	14.8
at Xavier	12/15/2024	*	18:58	1-6	.167	0-3	.000	5-6	.833	0	1	1	3.3	5	2	2	0	0	7	13.9
Marshall	12/18/2024	*	37:39	6-15	.400	2-6	.333	2-2	1.000	2	0	2	3.2	1	3	6	0	1	16	14.1
at Kansas St.	12/22/2024	*	28:11	4-14	.286	0-4	.000	0-0	.000	0	1	1	3.0	3	2	2	0	2	8	13.5
BYU	01/01/2025	*	20:36	2-6	.333	1-3	.333	1-2	.500	0	2	2	2.9	5	1	3	0	2	6	12.9
at TCU	01/04/2025	*	29:57	2-9	.222	0-4	.000	0-1	.000	1	3	4	3.0	2	3	4	0	1	4	12.2
Oklahoma St.	01/08/2025	*	33:54	2-12	.167	0-3	.000	4-4	1.000	0	4	4	3.1	2	3	5	0	6	8	11.9
at UCF	01/11/2025	*	28:53	5-11	.455	1-5	.200	6-9	.667	4	3	7	3.3	3	1	3	0	3	17	12.3
Colorado	01/18/2025	*	30:38	8-13	.615	1-4	.250	10-12	.833	1	0	1	3.2	2	2	0	0	3	27	13.2
at Arizona	01/22/2025	*	34:28	10-22	.455	2-7	.286	3-4	.750	1	1	2	3.1	4	1	4	0	2	25	13.9
at Arizona St.	01/25/2025	*	31:54	3-9	.333	1-3	.333	4-4	1.000	0	1	1	3.0	3	1	5	0	0	11	13.7
Houston	01/29/2025	*	32:51	8-16	.500	1-3	.333	3-4	.750	0	7	7	3.2	2	1	2	0	1	20	14.1
at Baylor	02/02/2025	*	27:07	2-9	.222	0-3	.000	0-0	.000	0	0	0	3.1	3	0	2	0	0	4	13.6
Iowa St.	02/05/2025	*	23:27	3-12	.250	1-5	.200	2-2	1.000	2	2	4	3.1	4	1	0	0	0	9	13.3
Kansas	02/08/2025	*	31:00	7-12	.583	3-4	.750	4-5	.800	2	1	3	3.1	3	2	2	0	1	21	13.7
Kansas St.	02/12/2025	*	26:07	2-12	.167	1-4	.250	0-0	.000	0	4	4	3.1	2	0	2	1	1	5	13.3
at West Virginia	02/15/2025	*	22:45	2-6	.333	0-1	.000	2-2	1.000	0	1	1	3.0	5	2	6	0	2	6	13.0
at Texas Tech	02/19/2025	*	30:03	7-15	.467	1-3	.333	6-7	.857	0	3	3	3.0	2	3	4	1	1	21	13.3
Utah	02/23/2025	*	30:52	5-12	.417	2-4	.500	4-5	.800	1	2	3	3.0	4	2	5	0	1	16	13.4
at Oklahoma St.	02/26/2025	*	28:51	4-10	.400	0-2	.000	3-4	.750	1	5	6	3.1	3	2	2	0	1	11	13.3
West Virginia	03/01/2025	*	19:19	6-12	.500	3-4	.750	0-1	.000	0	1	1	3.1	5	1	5	0	0	15	13.4
Totals			28 782:39	124-312	.397	23-92	.250	104-128	.813	25	61	86	3.1	82	66	87	3	46	375	13.4

CAREER STATISTICS

				Field Goals		3-Point		F-Throws		Rebounds										Scoring	
SEASON	TEAM	GP-GS	MIN/AVG	FG-FGA	FG%	3FG-3FGA	3FG%	FT-FTA	FT%	OFF	DEF	TOT	AVG	PF-FO	A	TO	BLK	STL	PTS	AVG	
2021-22	UG	8-0	51/6.3	5-15	.333	3-7	.429	3-4	.750	1	4	5	0.6	8-0	5	6	0	3	16	2.0	
2022-23	AM	20-2	389/19.4	40-127	.315	12-47	.255	30-43	.698	7	34	41	2.1	49-3	50	56	2	23	122	6.1	
2023-24	AM	30-3	441/14.7	44-129	.341	10-48	.208	24-29	.828	16	40	56	1.9	65-1	52	52	2	32	122	4.1	
2024-25	UC	28-28	783/28.0	124-312	.397	23-92	.250	104-128	.813	25	61	86	3.1	82-5	66	87	3	46	375	13.4	
TOTAL FOR UC		28-28	783/28.0	124-312	.397	23-92	.250	104-128	.813	25	61	86	3.1	82-5	66	87	3	46	375	13.4	
TOTAL		86-33	1663/19.3	213-583	.365	48-194	.247	161-204	.789	49	139	188	2.2	204-9	173	201	7	104	635	7.4	

3

REAGAN JACKSON

So. | G | 5-8 | Kennedale, Texas | Kennedale

SEASON STATISTICS

MIN	PPG	RPG	FG%	3FG%
27.6	8.7	1.6	.352	.294

JACKSON'S HIGHS

POINTS  
Season..... 29, vs. Western Illinois (12/6/24)  
Career..... 29, vs. Western Illinois (12/6/24)

REBOUNDS  
Season..... 4, last at Texas Tech (2/19/25)  
Career..... 6, last at Texas Tech (2/24/24)

FG MADE  
Season..... 10, vs. Western Illinois (12/6/24)  
Career..... 10, vs. Western Illinois (12/6/24)

FG ATTEMPTED  
Season..... 13, last at Oklahoma State (2/26/25)  
Career..... 13, last at Oklahoma State (2/26/25)

THREE POINT FG MADE  
Season..... 5, vs. Western Illinois (12/06/24)  
Career..... 5, vs. Western Illinois (12/06/24)

THREE POINT FG ATTEMPTED  
Season..... 10, last vs. Kansas (2/8/25)  
Career..... 10, last vs. Kansas (2/8/25)

FT MADE  
Season..... 5, at West Virginia (2/15/25)  
Career..... 6, vs. Tennessee State (12/1/23)

FT ATTEMPTED  
Season..... 9, at West Virginia (2/15/25)  
Career..... 9, at West Virginia (2/15/25)

ASSISTS  
Season..... 7, vs. West Virginia (3/1/25)  
Career..... 7, vs. West Virginia (3/1/25)

BLOCKS  
Season..... 1, at Xavier (12/15/24)  
Career..... 1, last at Xavier (12/15/24)

STEALS  
Season..... 2, last vs. Georgetown (11/22/24)  
Career..... 2, last vs. Georgetown (11/22/24)

SEASON HIGHLIGHTS:

Scored in double figures in five of the last eight Big 12 games, including a trio of 15+ point outings... Dished out career-high seven assists vs. WVU (3/1), while surpassing 500 career points... **Notched Big 12 season-high 16 points and four threes in win at Texas Tech...** Led UC in scoring with 15 points on four 3-pointers vs. Iowa State... Back-to-back double-digit scoring performances vs. BYU (13 pts) and TCU (10 pts)... **Erupted for career-high 29 points with career-high five three-pointers in win over Western Illinois...** Posted 12 points with two threes in win over CCSU... First double-digit scoring performance of the season vs. Seton Hall (11/18) with 11 points (3-5 3FG).

CAREER NOTABLES:

Just the third UC sophomore since the 2002-03 season to score 29 or more points in a game... Averaged 8.2 points, 2.6 rebounds, 0.8 assists and 1.1 3-pointers in 26.4 minutes per game in 2023-24... Tallied 12 games with double-digit points, including seven games in Big 12 play, as a freshman... Led the team in 3-pointers made last season (36).

GAME-BY-GAME

Opponent	Date	GS	MIN	Total		3-Pointers		Free throws		Rebounds				PF	A	TO	BLK	STL	PTS	AVG
				FG-FGA	PCT	3FG-3FGA	PCT	FT-FTA	PCT	OFF	DEF	TOT	AVG							
at UIC	11/05/2024	*	27:33	2-4	.500	0-1	.000	1-2	.500	0	1	1	1.0	2	1	0	0	0	5	5.0
Delaware St.	11/10/2024	*	23:27	1-2	.500	1-2	.500	0-0	.000	0	3	3	2.0	1	1	0	0	2	3	4.0
Davidson	11/13/2024	*	26:31	2-7	.286	1-5	.200	0-0	.000	0	0	0	1.3	0	2	0	0	0	5	4.3
Seton Hall	11/18/2024	*	35:51	4-8	.500	3-5	.600	0-0	.000	0	3	3	1.8	1	4	0	0	0	11	6.0
vs Georgetown	11/22/2024	*	20:04	1-8	.125	0-4	.000	0-0	.000	0	0	0	1.4	1	0	0	0	2	2	5.2
vs FGCU	11/24/2024	*	36:33	3-7	.429	1-4	.250	0-0	.000	1	1	2	1.5	1	2	4	0	1	7	5.5
Central Conn. St.	12/03/2024	*	26:47	5-7	.714	2-3	.667	0-0	.000	0	2	2	1.6	0	1	1	0	1	12	6.4
Western Ill.	12/06/2024	*	28:55	10-13	.769	5-8	.625	4-5	.800	1	3	4	1.9	1	3	2	0	0	29	9.3
at Xavier	12/15/2024	*	35:52	2-6	.333	0-4	.000	2-3	.667	0	2	2	1.9	1	3	0	1	1	6	8.9
Marshall	12/18/2024	*	34:35	3-12	.250	1-6	.167	2-2	1.000	0	2	2	1.9	0	1	0	0	0	9	8.9
at Kansas St.	12/22/2024	*	32:53	4-11	.364	1-3	.333	0-1	.000	0	4	4	2.1	2	1	2	0	0	9	8.9
BYU	01/01/2025	*	33:30	4-13	.308	0-6	.000	5-6	.833	0	2	2	2.1	1	0	2	0	0	13	9.3
at TCU	01/04/2025	*	29:36	3-9	.333	2-3	.667	2-2	1.000	0	1	1	2.0	1	2	2	0	0	10	9.3
Oklahoma St.	01/08/2025	*	28:40	1-9	.111	0-5	.000	0-0	.000	0	1	1	1.9	0	2	0	0	1	2	8.8
at UCF	01/11/2025	*	22:19	3-11	.273	3-10	.300	0-0	.000	0	1	1	1.9	0	1	0	0	1	9	8.8
Colorado	01/18/2025	*	15:44	1-6	.167	0-4	.000	0-0	.000	0	0	0	1.8	0	0	2	0	0	2	8.4
at Arizona	01/22/2025	*	28:23	3-6	.500	1-3	.333	0-0	.000	0	0	0	1.6	2	3	2	0	1	7	8.3
at Arizona St.	01/25/2025	*	24:48	1-4	.250	1-4	.250	2-2	1.000	0	2	2	1.7	0	2	0	0	1	5	8.1
Houston	01/29/2025	*	21:46	1-6	.167	0-3	.000	2-2	1.000	0	2	2	1.7	3	2	2	0	0	4	7.9
at Baylor	02/02/2025	*	17:49	0-1	.000	0-0	.000	1-2	.500	0	0	0	1.6	1	2	0	0	0	1	7.6
Iowa St.	02/05/2025	*	31:11	4-10	.400	4-9	.444	3-5	.600	0	2	2	1.6	0	1	1	0	0	15	7.9
Kansas	02/08/2025	*	39:08	5-13	.385	3-10	.300	2-2	1.000	0	3	3	1.7	0	4	0	0	0	15	8.2
Kansas St.	02/12/2025	*	33:09	3-12	.250	1-6	.167	3-3	1.000	0	0	0	1.6	0	0	1	0	0	10	8.3
at West Virginia	02/15/2025	*	28:04	1-6	.167	1-4	.250	5-9	.556	0	2	2	1.6	2	0	1	0	0	8	8.3
at Texas Tech	02/19/2025	*	37:20	6-12	.500	4-9	.444	0-0	.000	0	4	4	1.7	2	0	2	0	0	16	8.6
Utah	02/23/2025	*	26:57	2-7	.286	1-3	.333	3-4	.750	0	0	0	1.7	0	2	0	0	1	8	8.6
at Oklahoma St.	02/26/2025	*	27:23	4-13	.308	2-8	.250	2-3	.667	0	1	1	1.6	4	0	0	0	1	12	8.7
West Virginia	03/01/2025	*	33:55	2-7	.286	2-4	.500	3-4	.750	0	1	1	1.6	3	7	2	0	0	9	8.7
Totals			28 808:44	81-230	.352	40-136	.294	42-57	.737	2	43	45	1.6	29	47	26	1	13	244	8.7

CAREER STATISTICS

				Field Goals		3-Point		F-Throws		Rebounds				Scoring						
SEASON	TEAM	GP-GS	MIN/AVG	FG-FGA	FG%	3FG-3FGA	3FG%	FT-FTA	FT%	OFF	DEF	TOT	AVG	PF-FO	A	TO	BLK	STL	PTS	AVG
2023-24	UC	32-26	845/26.4	85-269	.316	36-117	.308	56-70	.800	15	67	82	2.6	45-0	26	68	3	12	262	8.2
2024-25	UC	28-28	809/28.9	81-230	.352	40-136	.294	42-57	.737	2	43	45	1.6	29-0	47	26	1	13	244	8.7
TOTAL		60-54	1654/27.6	166-499	.333	76-253	.300	98-127	.772	17	110	127	2.1	74-0	73	94	4	25	506	8.4



# 5 | DAYLEE DUNN

5th | G | 5-10 | San Ramon, Calif. | Salesian | Loyola Marymount

SEASON STATISTICS

MIN	PPG	RPG	FG%	3FG%
8.8	1.0	0.5	.220	.222

SEASON HIGHLIGHTS:

Logged 20 minutes in win at Texas Tech... Knocked down four three-pointers over two-game stretch vs. Delaware State and Davidson... Made Bearcat debut at UIC (11/5).

CAREER NOTABLES:

Will compete for the Bearcats' women's basketball and outdoor track and field teams in 2024-25... Comes to Cincinnati following previous stops at Loyola Marymount (2023-24) and Fresno State (2020-23)... Was a member of the Bulldogs track and field team where she scored in the 400m hurdles at the 2022 Mountain West Championship.

GAME-BY-GAME

Opponent	Date	GS	MIN	Total		3-Pointers		Free throws		Rebounds				PF	A	TO	BLK	STL	PTS	AVG
				FG-FGA	PCT	3FG-3FGA	PCT	FT-FTA	PCT	OFF	DEF	TOT	AVG							
at UIC	11/05/2024		04:18	0-0	.000	0-0	.000	0-0	.000	0	0	0	0.0	0	0	0	0	1	0	0.0
Delaware St.	11/10/2024		17:53	2-4	.500	2-4	.500	0-0	.000	0	0	0	0.0	1	1	0	0	0	6	3.0
Davidson	11/13/2024		20:52	2-3	.667	2-3	.667	0-0	.000	0	1	1	0.3	1	0	0	0	0	6	4.0
Seton Hall	11/18/2024		05:39	0-3	.000	0-3	.000	0-0	.000	0	1	1	0.5	1	0	0	0	0	0	3.0
vs Georgetown	11/22/2024		06:31	0-1	.000	0-1	.000	0-0	.000	0	1	1	0.6	0	1	0	0	0	0	2.4
vs FGCU	11/24/2024		15:25	0-0	.000	0-0	.000	0-0	.000	0	1	1	0.7	1	1	0	0	0	0	2.0
Central Conn. St.	12/03/2024		11:11	0-2	.000	0-0	.000	0-0	.000	0	0	0	0.6	1	0	0	0	0	0	1.7
Western Ill.	12/06/2024		11:05	2-4	.500	2-4	.500	0-0	.000	0	0	0	0.5	1	0	0	0	1	6	2.3
at Xavier	12/15/2024		05:31	0-1	.000	0-1	.000	0-0	.000	0	0	0	0.4	1	0	0	0	0	0	2.0
Marshall	12/18/2024		03:50	0-1	.000	0-1	.000	0-0	.000	0	0	0	0.4	1	0	0	0	0	0	1.8
at Kansas St.	12/22/2024		04:34	0-0	.000	0-0	.000	0-0	.000	0	0	0	0.4	0	0	0	0	0	0	1.6
BYU	01/01/2025		04:30	0-0	.000	0-0	.000	0-0	.000	0	0	0	0.3	1	1	0	0	0	0	1.5
at TCU	01/04/2025		07:30	1-3	.333	0-1	.000	0-0	.000	0	1	1	0.4	2	0	1	0	0	2	1.5
Oklahoma St.	01/08/2025		06:01	0-1	.000	0-1	.000	0-0	.000	0	2	2	0.5	0	0	0	0	0	0	1.4
at UCF	01/11/2025		05:03	0-1	.000	0-1	.000	0-0	.000	0	0	0	0.5	0	1	0	0	0	0	1.3
Colorado	01/18/2025		05:02	0-1	.000	0-1	.000	0-0	.000	0	0	0	0.4	1	0	0	0	0	0	1.3
at Arizona	01/22/2025		06:09	0-1	.000	0-1	.000	0-0	.000	0	1	1	0.5	0	0	0	0	0	0	1.2
at Arizona St.	01/25/2025		08:07	0-1	.000	0-1	.000	0-0	.000	0	0	0	0.4	1	0	0	0	0	0	1.1
Houston	01/29/2025		09:11	0-2	.000	0-2	.000	0-0	.000	0	1	1	0.5	1	0	0	0	0	0	1.1
at Baylor	02/02/2025		09:20	0-1	.000	0-1	.000	1-2	.500	0	0	0	0.5	0	0	0	0	0	1	1.1
Kansas	02/08/2025		05:30	0-2	.000	0-2	.000	0-0	.000	0	0	0	0.4	0	0	1	0	0	0	1.0
Kansas St.	02/12/2025		06:34	0-1	.000	0-1	.000	0-0	.000	0	0	0	0.4	0	0	0	0	0	0	1.0
at West Virginia	02/15/2025		09:16	0-1	.000	0-1	.000	0-0	.000	0	0	0	0.4	0	0	0	0	0	0	0.9
at Texas Tech	02/19/2025		20:31	1-4	.250	1-3	.333	0-0	.000	1	0	1	0.4	2	0	0	0	0	3	1.0
Utah	02/23/2025		11:17	0-0	.000	0-0	.000	0-0	.000	0	0	0	0.4	0	0	1	0	0	0	1.0
at Oklahoma St.	02/26/2025		08:54	0-1	.000	0-1	.000	0-0	.000	0	2	2	0.5	1	0	0	0	0	0	0.9
West Virginia	03/01/2025		07:01	1-2	.500	1-2	.500	0-0	.000	0	2	2	0.5	2	0	1	0	0	3	1.0
Totals		0	236:44	9-41	.220	8-36	.222	1-2	.500	1	13	14	0.5	19	5	4	0	2	27	1.0

DUNN'S HIGHS

POINTS

Season..... 6, last vs. Western Illinois (12/6/24)  
Career..... 15, at Saint Mary's (1/13/24)\*\*

REBOUNDS

Season..... 2, last vs. West Virginia (3/1/25)  
Career..... 4, vs. UC Merced (12/18/21)\*\*

FG MADE

Season..... 2, last vs. Western Illinois (12/6/24)  
Career..... 5, at Saint Mary's (1/13/24)\*

FG ATTEMPTED

Season..... 4, last at Texas Tech (2/19/25)  
Career..... 8, at Saint Mary's (1/13/24)\*

THREE POINT FG MADE

Season..... 2, last vs. Western Illinois (12/6/24)  
Career..... 5, at Saint Mary's (1/13/24)\*

THREE POINT FG ATTEMPTED

Season..... 4, last vs. Western Illinois (12/6/24)  
Career..... 8, at Saint Mary's (1/13/24)\*

FT MADE

Season..... 1, at Baylor (2/2/25)  
Career..... 2, five times

FT ATTEMPTED

Season..... 2, at Baylor (2/2/25)  
Career..... 3, at Saint Mary's (3/8/24)\*

ASSISTS

Season..... 1, last at UCF (1/11/25)  
Career..... 3, vs. UC Merced (12/18/21)\*\*

BLOCKS

Season.....  
Career..... 1, at UNLV (2/9/23)\*\*

STEALS

Season..... 1, last vs. Western Illinois (12/6/24)  
Career..... 3, at Pacific (1/11/24)\*

\* - at Loyola Marymount (2023-24)

\*\* - at Fresno State (2020-23)

CAREER STATISTICS

				Field Goals		3-Point		F-Throws		Rebounds										Scoring	
SEASON	TEAM	GP-GS	MIN/AVG	FG-FGA	FG%	3FG-3FGA	3FG%	FT-FTA	FT%	OFF	DEF	TOT	AVG	PF-FO	A	TO	BLK	STL	PTS	AVG	
2020-21	Fresno	10-0	51/5.1	6-13	.462	3-8	.375	0-0	.000	0	2	2	0.2	2-0	0	1	0	1	15	1.5	
2021-22	Fresno	29-5	526/18.1	23-93	.247	17-64	.266	5-8	.625	2	29	31	1.1	23-0	16	13	0	9	68	2.3	
2022-23	Fresno	25-0	219/8.8	11-37	.297	10-30	.333	2-2	1.000	1	6	7	0.3	11-0	1	5	1	4	34	1.4	
2023-24	LMU	29-0	334/11.5	24-81	.296	22-69	.319	8-11	.727	1	16	17	0.6	25-0	7	5	0	6	78	2.7	
2024-25	UC	27-0	237/8.8	9-41	.220	8-36	.222	1-2	.500	1	13	14	0.5	19-0	5	4	0	2	27	1.0	
TOTAL FOR UC		27-0	237/8.8	9-41	.220	8-36	.222	1-2	.500	1	13	14	0.5	19-0	5	4	0	2	27	1.0	
TOTAL		120-5	1366/11.4	73-265	.275	60-207	.290	16-23	.696	5	66	71	0.6	80-0	29	28	1	22	222	1.9	





# 7 | ABBY HOLTMAN

Fr. | G | 5-10 | Florence, Ky. | Ryle High School

SEASON STATISTICS

MIN	PPG	RPG	FG%	3FG%
8.6	2.5	0.9	.400	.378

SEASON HIGHLIGHTS:

Posted career highs in points (9), rebounds (5) and FT made (4) in 18 minutes of action vs. CCSU... Drained a pair of threes vs. Seton Hall (11/18).

CAREER NOTABLES:

Played in 19 games as a freshman... Posted eight points (3-3 FG, 2-2 3FG) last season at Kansas (2/14/24).

GAME-BY-GAME

Opponent	Date	GS	MIN	Total		3-Pointers		Free throws		Rebounds				PF	A	TO	BLK	STL	PTS	AVG
				FG-FGA	PCT	3FG-3FGA	PCT	FT-FTA	PCT	OFF	DEF	TOT	AVG							
at UIC	11/05/2024		11:36	0-1	.000	0-0	.000	0-0	.000	0	1	1	1.0	3	0	1	0	1	0	0.0
Delaware St.	11/10/2024		08:51	0-2	.000	0-2	.000	0-0	.000	0	1	1	1.0	4	1	0	0	0	0	0.0
Davidson	11/13/2024		03:16	0-1	.000	0-1	.000	0-0	.000	0	0	0	0.7	0	0	1	0	0	0	0.0
Seton Hall	11/18/2024		10:38	2-2	1.000	2-2	1.000	0-0	.000	0	0	0	0.5	0	1	1	0	0	6	1.5
vs Georgetown	11/22/2024		01:56	0-0	.000	0-0	.000	0-0	.000	0	1	1	0.6	0	0	0	0	0	0	1.2
vs FGCU	11/24/2024		02:44	0-1	.000	0-1	.000	0-0	.000	0	0	0	0.5	0	0	0	0	0	0	1.0
Central Conn. St.	12/03/2024		18:16	2-5	.400	1-2	.500	4-4	1.000	2	3	5	1.1	0	2	0	0	0	9	2.1
Western Ill.	12/06/2024		09:15	1-4	.250	1-3	.333	0-0	.000	1	0	1	1.1	2	0	1	0	1	3	2.3
at Xavier	12/15/2024		05:52	1-1	1.000	0-0	.000	0-0	.000	0	0	0	1.0	0	1	0	0	0	2	2.2
Marshall	12/18/2024		06:55	1-1	1.000	1-1	1.000	0-0	.000	0	0	0	0.9	0	0	0	0	0	3	2.3
at Kansas St.	12/22/2024		02:33	0-1	.000	0-1	.000	0-0	.000	0	0	0	0.8	1	0	2	0	0	0	2.1
BYU	01/01/2025		12:23	1-3	.333	1-3	.333	0-0	.000	0	0	0	0.8	0	2	0	0	1	3	2.2
at TCU	01/04/2025		12:60	2-2	1.000	2-2	1.000	2-2	1.000	0	1	1	0.8	0	1	0	0	1	8	2.6
Oklahoma St.	01/08/2025		06:45	0-0	.000	0-0	.000	0-0	.000	0	0	0	0.7	0	1	2	0	0	0	2.4
at UCF	01/11/2025		05:41	0-2	.000	0-2	.000	0-0	.000	1	1	2	0.8	0	0	1	0	0	0	2.3
Colorado	01/18/2025		09:28	0-1	.000	0-1	.000	0-0	.000	0	0	0	0.8	0	0	0	0	0	0	2.1
at Arizona	01/22/2025		06:10	0-0	.000	0-0	.000	0-0	.000	0	2	2	0.8	0	1	0	0	0	0	2.0
at Arizona St.	01/25/2025		05:17	0-2	.000	0-0	.000	0-0	.000	0	0	0	0.8	0	0	1	0	0	0	1.9
Houston	01/29/2025		17:25	3-3	1.000	1-1	1.000	2-2	1.000	1	0	1	0.8	1	2	0	0	1	9	2.3
at Baylor	02/02/2025		16:20	2-5	.400	0-3	.000	0-0	.000	0	2	2	0.9	0	0	0	1	0	4	2.4
Iowa St.	02/05/2025		10:30	2-3	.667	2-3	.667	0-0	.000	0	2	2	0.9	0	0	1	0	1	6	2.5
Kansas	02/08/2025		13:50	1-4	.250	1-3	.333	0-0	.000	1	1	2	1.0	2	0	1	0	0	3	2.5
Kansas St.	02/12/2025		12:38	2-5	.400	1-3	.333	2-2	1.000	0	1	1	1.0	2	0	0	0	0	7	2.7
at West Virginia	02/15/2025		05:15	0-1	.000	0-0	.000	0-0	.000	0	0	0	0.9	0	0	0	0	0	0	2.6
at Texas Tech	02/19/2025		00:34	0-0	.000	0-0	.000	0-0	.000	0	0	0	0.9	0	0	0	0	0	0	2.5
Utah	02/23/2025		10:28	1-3	.333	0-1	.000	0-0	.000	1	1	2	0.9	0	0	1	0	0	2	2.5
at Oklahoma St.	02/26/2025		07:57	1-2	.500	1-2	.500	0-0	.000	0	0	0	0.9	0	0	0	0	0	3	2.5
West Virginia	03/01/2025		05:15	0-0	.000	0-0	.000	3-4	.750	0	0	0	0.9	0	1	0	0	0	3	2.5
Totals			0 240:47	22-55	.400	14-37	.378	13-14	.929	7	17	24	0.9	15	13	13	1	6	71	2.5

HOLTMAN'S HIGHS

POINTS

Season.....9, vs. last vs. Houston (1/29/25)  
Career.....9, vs. last vs. Houston (1/29/25)

REBOUNDS

Season.....5, vs. CCSU (12/3/24)  
Career.....5, vs. CCSU (12/3/24)

FG MADE

Season.....3, vs. Houston (1/29/25)  
Career.....3, last vs. Houston (1/29/25)

FG ATTEMPTED

Season.....5, last vs. Kansas State (2/12/25)  
Career.....6, last vs. Tennessee State (12/1/23)

THREE POINT FG MADE

Season.....2, last vs. Iowa State (2/5/25)  
Career.....2, last vs. Iowa State (2/5/25)

THREE POINT FG ATTEMPTED

Season.....3, last vs. Kansas State (2/12/25)  
Career.....4, last vs. Siena (12/21/23)

FT MADE

Season.....4, vs. CCSU (12/3/24)  
Career.....4, vs. CCSU (12/3/24)

FT ATTEMPTED

Season.....4, last vs. West Virginia (3/1/25)  
Career.....4, last vs. West Virginia (3/1/25)

ASSISTS

Season.....2, last vs. BYU (1/1/25)  
Career.....2, last vs. BYU (1/1/25)

BLOCKS

Season.....1, at Baylor (2/2/25)  
Career.....1, at Baylor (2/2/25)

STEALS

Season.....1, last vs. Iowa State (2/5/25)  
Career.....1, last vs. Iowa State (2/5/25)

CAREER STATISTICS

				Field Goals		3-Point		F-Throws		Rebounds									Scoring	
SEASON	TEAM	GP-GS	MIN/AVG	FG-FGA	FG%	3FG-3FGA	3FG%	FT-FTA	FT%	OFF	DEF	TOT	AVG	PF-FO	A	TO	BLK	STL	PTS	AVG
2023-24	UC	19-0	137/7.2	12-38	.316	3-24	.125	10-12	.833	4	7	11	0.6	6-0	6	11	0	4	37	1.9
2024-25	UC	28-0	241/8.6	22-55	.400	14-37	.378	13-14	.929	7	17	24	0.9	15-0	13	13	1	6	71	2.5
TOTAL		47-0	378/8.0	34-93	.366	17-61	.279	23-26	.885	11	24	35	0.7	21-0	19	24	1	10	108	2.3



# 10 | BRIANNA BYARS

So. | F | 5-11 | Paris, Ky. | George Rogers Clark

SEASON STATISTICS

MIN	PPG	RPG	FG%	BPG
17.6	2.1	3.6	.289	0.3

SEASON HIGHLIGHTS:

Has averaged 6.8 rebounds over the last five games... Pulled down a career-high 11 rebounds in season-high 28 minutes at Texas Tech... Recorded five free throws in the final two minute against Marshall and made the game-sealing steal on Herd's final possession... Notched eight boards vs. Western Illinois... Had six points, four rebounds and two steals at UIC (11/5).

CAREER NOTABLES:

Appeared in all 32 games as a freshman... Notched her first career double-double with 11 points and 10 rebounds vs. Siena last season (12/21/23).

GAME-BY-GAME

Opponent	Date	GS	MIN	Total		3-Pointers		Free throws		Rebounds				PF	A	TO	BLK	STL	PTS	AVG
				FG-FGA	PCT	3FG-3FGA	PCT	FT-FTA	PCT	OFF	DEF	TOT	AVG							
at UIC	11/05/2024		20:45	2-4	.500	0-0	.000	2-4	.500	3	1	4	4.0	3	1	0	0	2	6	6.0
Delaware St.	11/10/2024		12:02	0-3	.000	0-0	.000	0-0	.000	2	2	4	4.0	1	0	2	1	0	0	3.0
Davidson	11/13/2024		19:26	2-3	.667	0-0	.000	0-0	.000	1	0	1	3.0	1	0	0	0	1	4	3.3
Seton Hall	11/18/2024		19:45	2-5	.400	0-0	.000	0-0	.000	1	5	6	3.8	2	0	3	0	3	4	3.5
vs Georgetown	11/22/2024		21:00	1-3	.333	0-0	.000	0-0	.000	3	0	3	3.6	1	1	0	0	0	2	3.2
vs FGCU	11/24/2024		07:55	0-2	.000	0-0	.000	0-0	.000	0	1	1	3.2	1	0	2	0	1	0	2.7
Central Conn. St.	12/03/2024		14:43	0-1	.000	0-0	.000	0-0	.000	0	2	2	3.0	1	0	0	0	0	0	2.3
Western Ill.	12/06/2024		18:48	0-1	.000	0-0	.000	0-0	.000	2	6	8	3.6	2	1	1	0	0	0	2.0
at Xavier	12/15/2024		16:05	1-5	.200	0-0	.000	0-0	.000	1	1	2	3.4	1	0	0	1	0	2	2.0
Marshall	12/18/2024		19:60	0-4	.000	0-0	.000	5-6	.833	3	2	5	3.6	1	2	0	2	1	5	2.3
at Kansas St.	12/22/2024		15:08	3-5	.600	0-0	.000	1-2	.500	2	3	5	3.7	2	0	1	0	0	7	2.7
BYU	01/01/2025		06:22	0-3	.000	0-0	.000	0-0	.000	0	0	0	3.4	2	0	0	0	0	0	2.5
at TCU	01/04/2025		10:34	0-1	.000	0-0	.000	1-2	.500	1	0	1	3.2	4	1	0	0	0	1	2.4
Oklahoma St.	01/08/2025		15:59	0-1	.000	0-0	.000	0-0	.000	0	2	2	3.1	1	0	2	1	0	0	2.2
at UCF	01/11/2025		13:17	0-1	.000	0-0	.000	0-0	.000	0	0	0	2.9	0	0	2	0	0	0	2.1
Colorado	01/18/2025		22:59	0-1	.000	0-0	.000	0-0	.000	1	3	4	3.0	3	1	2	0	1	0	1.9
at Arizona	01/22/2025		04:09	0-0	.000	0-0	.000	0-2	.000	0	0	0	2.8	0	0	2	0	0	0	1.8
at Arizona St.	01/25/2025		16:17	1-4	.250	0-0	.000	0-0	.000	0	1	1	2.7	1	0	0	0	2	2	1.8
Houston	01/29/2025		20:42	2-6	.333	0-0	.000	0-0	.000	1	3	4	2.8	2	0	0	0	0	1	4.9
at Baylor	02/02/2025		18:14	1-1	1.000	0-0	.000	0-0	.000	1	3	4	2.9	2	0	4	1	2	2	2.0
Iowa St.	02/05/2025		21:21	0-0	.000	0-0	.000	0-0	.000	0	4	4	2.9	1	1	1	0	0	0	1.9
Kansas	02/08/2025		27:24	1-1	1.000	0-0	.000	2-4	.500	0	2	2	2.9	1	0	0	0	0	4	2.0
Kansas St.	02/12/2025		20:32	1-3	.333	0-0	.000	0-0	.000	1	2	3	2.9	2	1	1	0	0	2	2.0
at West Virginia	02/15/2025		20:46	2-4	.500	0-0	.000	1-3	.333	2	5	7	3.0	0	0	2	0	1	5	2.1
at Texas Tech	02/19/2025		28:06	0-2	.000	0-1	.000	0-0	.000	2	9	11	3.4	4	0	2	1	1	0	2.0
Utah	02/23/2025		20:41	1-3	.333	0-1	.000	0-0	.000	1	3	4	3.4	2	0	0	0	0	2	2.0
at Oklahoma St.	02/26/2025		16:11	1-4	.250	0-0	.000	1-2	.500	4	2	6	3.5	1	0	1	0	1	3	2.0
West Virginia	03/01/2025		22:55	1-5	.200	0-0	.000	1-2	.500	2	4	6	3.6	4	2	2	0	0	3	2.1
Totals			0 492:07	22-76	.289	0-2	.000	14-27	.519	34	66	100	3.6	46	11	30	7	17	58	2.1

BYARS' HIGHS

POINTS

Season..... 7, at K-State (12/22/24)  
Career..... 13, vs. Tennessee State (12/1/23)

REBOUNDS

Season..... 11, at Texas Tech (2/19/25)  
Career..... 11, at Texas Tech (2/19/25)

FG MADE

Season..... 3, at K-State (12/22/24)  
Career..... 5, vs. Siena (12/21/23)

FG ATTEMPTED

Season..... 6, vs. Houston (1/29/25)  
Career..... 8, vs. Siena (12/21/23)

THREE POINT FG MADE

Season.....  
Career.....

THREE POINT FG ATTEMPTED

Season..... 1, at Texas Tech (12/19/25)  
Career..... 1, last vs. Utah (2/23/25)

FT MADE

Season..... 5, vs. Marshall (12/18/24)  
Career..... 5, last vs. Marshall (12/18/24)

FT ATTEMPTED

Season..... 6, vs. Marshall (12/18/24)  
Career..... 8, vs. Tennessee State (12/1/23)

ASSISTS

Season..... 2, vs. Marshall (12/18/24)  
Career..... 2, last vs. Marshall (12/18/24)

BLOCKS

Season..... 2, vs. Marshall (12/18/24)  
Career..... 2, last vs. Marshall (12/18/24)

STEALS

Season..... 3, vs. Seton Hall (11/18/24)  
Career..... 3, vs. Seton Hall (11/18/24)

CAREER STATISTICS

				Field Goals		3-Point		F-Throws		Rebounds				Scoring						
SEASON	TEAM	GP-GS	MIN/AVG	FG-FGA	FG%	3FG-3FGA	3FG%	FT-FTA	FT%	OFF	DEF	TOT	AVG	PF-FO	A	TO	BLK	STL	PTS	AVG
2023-24	UC	32-0	471/14.7	35-95	.368	0-2	.000	12-24	.500	39	47	86	2.7	40-0	10	20	11	19	82	2.6
2024-25	UC	28-0	492/17.6	22-76	.289	0-2	.000	14-27	.519	34	66	100	3.6	46-0	11	30	7	17	58	2.1
TOTAL		60-0	963/16.0	57-171	.333	0-4	.000	26-51	.510	73	113	186	3.1	86-0	21	50	18	36	140	2.3



# 14 | RAMIYAH BYRD

tah, Springs, Colo. | Spire Institute and Academy

SEASON STATISTICS

MIN	PPG	RPG	BPG	FG%
7.1	1.3	1.7	0.6	.375

SEASON HIGHLIGHTS:

Has recorded at least one block in the last four games, including a career-high four vs. WVU... Pulled down six boards in 12 minutes vs. Kansas State (2/12)... Posted five points, six rebounds, two blocks and two steals vs. Delaware State (11/10)... Made her career debut at UIC (11/5).

CAREER NOTABLES:

Redshirt her freshman season.

BYRD'S HIGHS

POINTS  
Season..... 5, last vs. Utah (2/23/25)  
Career..... 5, last vs. Utah (2/23/25)

REBOUNDS  
Season..... 6, last vs Kansas State (2/12/25)  
Career..... 6, last vs Kansas State (2/12/25)

FG MADE  
Season..... 2, last vs. Utah (2/23/25)  
Career..... 2, last vs. Utah (2/23/25)

FG ATTEMPTED  
Season..... 5, vs. Delaware State (11/10/24)  
Career..... 5, vs. Delaware State (11/10/24)

THREE POINT FG MADE  
Season.....  
Career.....

THREE POINT FG ATTEMPTED  
Season..... 1, last vs. West Virginia (3/1/25)  
Career..... 1, last vs. West Virginia (3/1/25)

FT MADE  
Season..... 1, last vs Utah (2/23/25)  
Career..... 1, last vs. Utah (2/23/25)

FT ATTEMPTED  
Season..... 2, last vs. Utah (2/23/25)  
Career..... 2, last vs. Utah (2/23/25)

ASSISTS  
Season..... 2, last at Texas Tech (2/19/25)  
Career..... 2, last at Texas Tech (2/19/25)

BLOCKS  
Season..... 4, vs. West Virginia (3/1/25)  
Career..... 4, vs. West Virginia (3/1/25)

STEALS  
Season..... 2, vs. Delaware State (11/10/24)  
Career..... 2, vs. Delaware State (11/10/24)

GAME-BY-GAME

Opponent	Date	GS	MIN	Total		3-Pointers		Free throws		Rebounds				PF	A	TO	BLK	STL	PTS	AVG
				FG-FGA	PCT	3FG-3FGA	PCT	FT-FTA	PCT	OFF	DEF	TOT	AVG							
at UIC	11/05/2024		01:23	0-0	.000	0-0	.000	0-0	.000	0	0	0	0.0	0	0	0	0	0	0	0.0
Delaware St.	11/10/2024		13:03	2-5	.400	0-0	.000	1-2	.500	2	4	6	3.0	0	1	0	2	2	5	2.5
Davidson	11/13/2024		07:39	0-2	.000	0-0	.000	1-2	.500	1	3	4	3.3	0	0	0	1	1	2	2.0
vs Georgetown	11/22/2024		02:37	0-0	.000	0-0	.000	0-0	.000	0	0	0	2.5	0	0	0	0	0	0	1.5
vs FGCU	11/24/2024		04:40	0-1	.000	0-0	.000	0-0	.000	2	1	3	2.6	1	0	0	0	0	0	1.2
Central Conn. St.	12/03/2024		09:35	0-1	.000	0-0	.000	1-2	.500	1	1	2	2.5	0	2	0	0	0	1	1.2
Western Ill.	12/06/2024		07:03	0-0	.000	0-0	.000	0-0	.000	0	0	0	2.1	2	1	1	0	1	0	1.0
at Xavier	12/15/2024		04:28	2-2	1.000	0-0	.000	0-0	.000	0	2	2	2.1	1	0	0	0	0	4	1.4
Marshall	12/18/2024		04:22	1-1	1.000	0-0	.000	0-0	.000	0	1	1	2.0	0	0	0	1	0	2	1.4
at Kansas St.	12/22/2024		07:52	0-1	.000	0-0	.000	1-2	.500	1	3	4	2.2	0	0	1	0	0	1	1.4
BYU	01/01/2025		03:48	0-0	.000	0-0	.000	0-0	.000	0	0	0	2.0	0	0	0	0	0	0	1.3
at TCU	01/04/2025		02:17	0-0	.000	0-0	.000	0-0	.000	0	0	0	1.8	0	0	0	0	0	0	1.2
Oklahoma St.	01/08/2025		07:22	1-3	.333	0-0	.000	0-0	.000	1	0	1	1.8	0	0	0	1	0	2	1.2
at UCF	01/11/2025		04:16	0-0	.000	0-0	.000	0-0	.000	0	0	0	1.6	1	0	1	0	0	0	1.1
Colorado	01/18/2025		08:23	1-3	.333	0-0	.000	0-0	.000	0	1	1	1.6	0	0	0	2	0	2	1.2
at Arizona	01/22/2025		01:54	0-1	.000	0-0	.000	0-0	.000	1	0	1	1.6	1	0	0	0	0	0	1.1
at Arizona St.	01/25/2025		05:51	0-0	.000	0-0	.000	0-0	.000	1	0	1	1.5	0	0	0	1	0	0	1.1
Houston	01/29/2025		06:42	1-3	.333	0-0	.000	0-0	.000	2	0	2	1.6	1	1	0	0	0	2	1.1
at Baylor	02/02/2025		11:48	0-0	.000	0-0	.000	0-0	.000	1	2	3	1.6	1	0	0	1	0	0	1.1
Iowa St.	02/05/2025		03:20	0-1	.000	0-0	.000	0-0	.000	0	0	0	1.6	0	0	0	0	0	0	1.0
Kansas	02/08/2025		06:26	0-0	.000	0-0	.000	0-0	.000	0	1	1	1.5	0	1	0	0	0	0	1.0
Kansas St.	02/12/2025		12:03	2-4	.500	0-0	.000	0-0	.000	3	3	6	1.7	0	1	1	0	0	4	1.1
at West Virginia	02/15/2025		08:48	0-0	.000	0-0	.000	0-0	.000	0	1	1	1.7	0	0	0	0	0	0	1.0
at Texas Tech	02/19/2025		04:59	1-1	1.000	0-0	.000	0-0	.000	0	1	1	1.7	0	2	0	1	0	2	1.1
Utah	02/23/2025		14:10	2-3	.667	0-1	.000	1-2	.500	2	1	3	1.7	0	0	0	1	0	5	1.2
at Oklahoma St.	02/26/2025		13:00	1-4	.250	0-0	.000	0-0	.000	0	2	2	1.7	3	1	0	1	0	2	1.3
West Virginia	03/01/2025		14:27	1-4	.250	0-1	.000	0-0	.000	0	1	1	1.7	1	0	0	4	0	2	1.3
Totals		0	192:16	15-40	.375	0-2	.000	5-10	.500	18	28	46	1.7	12	10	4	15	4	35	1.3

CAREER STATISTICS

				Field Goals		3-Point		F-Throws		Rebounds				Scoring						
SEASON	TEAM	GP-GS	MIN/AVG	FG-FGA	FG%	3FG-3FGA	3FG%	FT-FTA	FT%	OFF	DEF	TOT	AVG	PF-FO	A	TO	BLK	STL	PTS	AVG
2024-25	UC	27-0	192/7.1	15-40	.375	0-2	.000	5-10	.500	18	28	46	1.7	12-0	10	4	15	4	35	1.3
TOTAL		27-0	192/7.1	15-40	.375	0-2	.000	5-10	.500	18	28	46	1.7	12-0	10	4	15	4	35	1.3

# 20 | JILLIAN HAYES

5th | G | 6-1 | Cincinnati, Ohio | Loveland

SEASON STATISTICS

MIN	PPG	RPG	BPG	FG%
31.4	15.7	9.5	0.8	.435

HAYES' HIGHS

POINTS  
Season.....30, vs. Delaware State (11/10/24)  
Career.....30, vs. Delaware State (11/10/24)

REBOUNDS  
Season.....18, vs. Houston (1/29/25)  
Career.....18, vs. Houston (1/29/25)

FG MADE  
Season.....12, vs. Delaware State (11/10/24)  
Career.....12, vs. Delaware State (11/10/24)

FG ATTEMPTED  
Season.....18, last vs. Arizona State (1/25/25)  
Career.....18, last vs. Arizona State (1/25/25)

THREE POINT FG MADE  
Season.....  
Career..... 2, last at Kansas (2/14/24)

THREE POINT FG ATTEMPTED  
Season..... 2, last vs. Colorado (1/18/25)  
Career..... 6, vs. Tulane (1/9/21)

FT MADE  
Season.....13, vs. Arizona State (1/25/25)  
Career.....13, vs. Arizona State (1/25/25)

FT ATTEMPTED  
Season.....21, at Arizona State (1/25/25)  
Career.....21, at Arizona State (1/25/25)

ASSISTS  
Season.....4, last vs. Kansas (2/8/25)  
Career.....9, vs. UCF (2/13/21)

BLOCKS  
Season.....4, at Texas Tech (12/19/25)  
Career.....4, last at Texas Tech (12/19/25)

STEALS  
Season.....5, at Arizona State (1/25/25)  
Career.....7, at Marquette (12/22/21)

SEASON HIGHLIGHTS:

Has posted 12 double-doubles, including six in Big 12 play... 10 20-point performances... Recorded her 20th career 20-piece on Senior Day vs. WVU, going 8-of-9 from the floor with eight boards and three steals... Tied her career high with four blocks at Texas Tech, breaking the program's all-time blocks record in the process... **Led UC with 21 points and career-high 18 rebounds vs. Houston, first Bearcat to post 21 & 18 since 2014...** Scored 14 of her game-high 25 points in fourth quarter of UC's 11-point comeback win; added season-bests in assists (4) and steals (5)... **First double-double of Big 12 play, and 30th of her career, with 16 points and 13 rebounds vs. BYU...** Notched 18 points and 16 rebounds in Crosstown Shootout vs. Xavier... **Named to Atlantic Slam All-Tournament Team...** Scored 28 points to go with 11 rebounds vs. Georgetown... **Named Big 12 Player of the Week**, averaging a double-double (20.5 points and 11 rebounds) in leading UC to a 2-0 record to start the season... **Dropped career-high 30 points and grabbed 10 boards vs. Delaware State (11/10) for 25th career double-double...** First double-double in first game of the season with 11 points and 11 rebounds at UIC (11/5).

CAREER NOTABLES:

**UC's all-time leader in games played, blocks and free throws made/attempts...** Just the second player in program history with 1,000+ rebounds... First Bearcat to win a weekly Big 12 women's basketball honor in program history... Named All-Big 12 Honorable Mention in 2023-24... Has 35 career double-doubles, including 10+ in three straight seasons... Has made 138 consecutive starts... Named UC's Big 12 Student-Athlete of the Month for January 2025.

GAME-BY-GAME

Opponent	Date	GS	MIN	Total		3-Pointers		Free throws		Rebounds				PF	A	TO	BLK	STL	PTS	AVG
				FG-FGA	PCT	3FG-3FGA	PCT	FT-FTA	PCT	OFF	DEF	TOT	AVG							
at UIC	11/05/2024	*	29:19	4-9	.444	0-0	.000	3-6	.500	1	10	11	11.0	4	2	0	0	0	11	11.0
Delaware St.	11/10/2024	*	26:38	12-17	.706	0-0	.000	6-7	.857	6	5	11	11.0	0	1	0	2	0	30	20.5
Davidson	11/13/2024	*	27:45	8-12	.667	0-0	.000	4-6	.667	3	4	7	9.7	3	0	1	2	3	20	20.3
Seton Hall	11/18/2024	*	34:46	6-14	.429	0-0	.000	4-5	.800	4	6	10	9.8	4	2	1	0	2	16	19.3
vs Georgetown	11/22/2024	*	36:37	8-18	.444	0-0	.000	12-15	.800	7	4	11	10.0	1	1	4	2	2	28	21.0
vs FGCU	11/24/2024	*	36:60	6-14	.429	0-0	.000	4-4	1.000	4	4	8	9.7	4	2	2	0	0	16	20.2
Central Conn. St.	12/03/2024	*	27:51	7-13	.538	0-2	.000	12-14	.857	5	5	10	9.7	3	0	2	0	3	26	21.0
Western Ill.	12/06/2024	*	28:27	3-13	.231	0-1	.000	3-4	.750	4	6	10	9.8	3	3	0	0	2	9	19.5
at Xavier	12/15/2024	*	36:30	6-15	.400	0-0	.000	6-10	.600	7	9	16	10.4	3	1	2	2	2	18	19.3
Marshall	12/18/2024	*	33:21	0-6	.000	0-0	.000	2-4	.500	2	6	8	10.2	4	2	2	0	3	2	17.6
at Kansas St.	12/22/2024	*	28:04	1-9	.111	0-0	.000	2-4	.500	2	4	6	9.8	2	2	0	0	1	4	16.4
BYU	01/01/2025	*	37:11	2-9	.222	0-0	.000	12-16	.750	8	5	13	10.1	1	2	2	1	3	16	16.3
at TCU	01/04/2025	*	36:44	8-13	.615	0-0	.000	4-5	.800	1	7	8	9.9	2	3	2	0	1	20	16.6
Oklahoma St.	01/08/2025	*	29:18	6-14	.429	0-0	.000	2-3	.667	3	5	8	9.8	3	1	1	1	1	14	16.4
at UCF	01/11/2025	*	32:24	2-6	.333	0-0	.000	3-4	.750	3	5	8	9.7	3	1	3	0	3	7	15.8
Colorado	01/18/2025	*	14:50	3-9	.333	0-2	.000	6-6	1.000	1	1	2	9.2	5	0	3	0	1	12	15.6
at Arizona	01/22/2025	*	37:04	6-16	.375	0-1	.000	8-11	.727	6	7	13	9.4	2	2	1	1	1	20	15.8
at Arizona St.	01/25/2025	*	36:22	6-18	.333	0-0	.000	13-21	.619	1	8	9	9.4	3	4	1	0	5	25	16.3
Houston	01/29/2025	*	37:42	6-16	.375	0-1	.000	9-10	.900	8	10	18	9.8	0	2	2	0	0	21	16.6
at Baylor	02/02/2025	*	28:37	4-7	.571	0-0	.000	7-13	.538	1	4	5	9.6	3	0	2	0	1	15	16.5
Iowa St.	02/05/2025	*	32:14	5-12	.417	0-0	.000	2-2	1.000	2	4	6	9.4	4	3	3	1	2	12	16.3
Kansas	02/08/2025	*	26:40	5-10	.500	0-0	.000	6-7	.857	5	4	9	9.4	5	4	2	1	0	16	16.3
Kansas St.	02/12/2025	*	28:55	5-9	.556	0-0	.000	6-8	.625	7	8	15	9.7	3	0	5	0	1	15	16.2
at West Virginia	02/15/2025	*	34:30	7-15	.467	0-0	.000	6-8	.750	4	6	10	9.7	3	0	4	0	1	20	16.4
at Texas Tech	02/19/2025	*	30:25	2-6	.333	0-1	.000	1-2	.500	2	9	11	9.7	4	2	2	4	0	5	15.9
Utah	02/23/2025	*	27:59	3-10	.300	0-0	.000	1-2	.500	1	4	5	9.5	4	1	2	1	0	7	15.6
at Oklahoma St.	02/26/2025	*	31:02	5-12	.417	0-0	.000	5-7	.714	2	9	11	9.6	2	0	1	2	2	15	15.6
West Virginia	03/01/2025	*	31:32	8-9	.889	0-0	.000	4-7	.571	2	6	8	9.5	3	3	2	1	3	20	15.7
Totals			28 879:46	144-331	.435	0-8	.000	152-211	.720	102	165	267	9.5	81	44	52	22	43	440	15.7

CAREER STATISTICS

				Field Goals		3-Point		F-Throws		Rebounds									Scoring	
SEASON	TEAM	GP-GS	MIN/AVG	FG-FGA	FG%	3FG-3FGA	3FG%	FT-FTA	FT%	OFF	DEF	TOT	AVG	PF-FO	A	TO	BLK	STL	PTS	AVG
2020-21	UC	24-20	772/32.2	64-206	.311	4-43	.093	50-87	.575	20	106	126	5.3	72-3	64	76	26	34	182	7.6
2021-22	UC	28-28	874/31.2	110-306	.359	0-4	.000	101-144	.701	51	139	190	6.8	74-2	79	94	36	62	321	11.5
2022-23	UC	30-30	947/31.6	145-367	.395	0-6	.000	93-138	.674	82	177	259	8.6	90-7	64	89	39	49	383	12.8
2023-24	UC	32-32	818/25.5	123-293	.420	8-25	.320	159-217	.733	103	166	269	8.4	78-3	33	61	26	38	413	12.9
2024-25	UC	28-28	880/31.4	144-331	.435	0-8	.000	152-211	.720	102	165	267	9.5	81-2	44	52	22	43	440	15.7
TOTAL		142-138	4291/30.2	586-1503	.390	12-86	.140	555-797	.696	358	753	1111	7.8	395-17	284	372	149	226	1739	12.2





# 25 | ALLIANCE NDIBA

R-Jr. | F | 6-3 | Lubumbashi, Congo | Arizona Western

SEASON STATISTICS

MIN	PPG	RPG	BPG	FG%
19.9	5.1	7.3	1.3	.514

SEASON HIGHLIGHTS:

Has missed the last 10 games due to foot injury... Recorded career highs in rebounds (12), offensive boards (9) and blocks (4) to go with nine points in win over Colorado... Posted 10 points on 5-of-6 shooting, eight rebounds and two blocks in win vs. BYU... Narrowly missed a double-double with 10 points and eight rebounds vs. Western Illinois... **Opened her season with three straight games of 10+ rebounds, first Bearcat to do that since Loyre Harper in 1992-93...** Had 11 rebounds and three blocks vs. Davidson (11/13).

CAREER NOTABLES:

Two-time NJCAA Women's Basketball All-American at Arizona Western College, where averaged a double-double with 14.0 points and 11.8 rebounds in her career... Tallied double-digit boards in 36 of her 57 JUCO games... Granted a medical redshirt for her sophomore year.... Earned both ACCAC Player of the Year and Freshman of the Year honors in 2021-22.

GAME-BY-GAME

Opponent	Date	GS	MIN	Total		3-Pointers		Free throws		Rebounds				PF	A	TO	BLK	STL	PTS	AVG
				FG-FGA	PCT	3FG-3FGA	PCT	FT-FTA	PCT	OFF	DEF	TOT	AVG							
at UIC	11/05/2024	*	22:03	1-3	.333	0-0	.000	0-0	.000	1	9	10	10.0	3	0	3	1	1	2	2.0
Delaware St.	11/10/2024	*	18:38	3-8	.375	0-0	.000	0-0	.000	4	6	10	10.0	1	0	1	2	0	6	4.0
Davidson	11/13/2024	*	20:14	1-3	.333	0-0	.000	0-0	.000	2	9	11	10.3	0	1	1	3	0	2	3.3
Seton Hall	11/18/2024	*	15:37	1-4	.250	0-0	.000	0-0	.000	0	4	4	8.8	2	1	2	0	1	2	3.0
vs Georgetown	11/22/2024	*	13:32	1-3	.333	0-0	.000	0-0	.000	3	0	3	7.6	2	2	0	1	0	2	2.8
vs FGCU	11/24/2024	*	23:40	3-4	.750	0-0	.000	0-0	.000	3	5	8	7.7	1	1	1	2	0	6	3.3
Central Conn. St.	12/03/2024	*	17:52	0-2	.000	0-0	.000	0-0	.000	1	1	2	6.9	1	1	0	0	1	0	2.9
Western Ill.	12/06/2024	*	19:35	3-4	.750	0-0	.000	4-4	1.000	5	3	8	7.0	2	0	1	0	0	10	3.8
at Xavier	12/15/2024	*	14:53	0-4	.000	0-1	.000	2-2	1.000	3	4	7	7.0	1	0	0	1	0	2	3.6
Marshall	12/18/2024	*	12:34	3-3	1.000	0-0	.000	3-5	.600	5	3	8	7.1	2	0	0	0	1	9	4.1
at Kansas St.	12/22/2024	*	22:14	2-4	.500	0-0	.000	2-4	.500	4	3	7	7.1	2	0	0	2	0	6	4.3
BYU	01/01/2025	*	22:50	5-6	.833	0-0	.000	0-0	.000	3	5	8	7.2	1	0	1	2	1	10	4.8
at TCU	01/04/2025	*	24:04	4-5	.800	0-0	.000	1-2	.500	4	1	5	7.0	5	0	0	2	0	9	5.1
Oklahoma St.	01/08/2025	*	24:23	2-5	.400	0-0	.000	1-2	.500	2	4	6	6.9	1	0	2	1	2	5	5.1
at UCF	01/11/2025	*	25:23	3-3	1.000	0-0	.000	2-3	.667	4	3	7	6.9	3	0	1	2	0	8	5.3
Colorado	01/18/2025	*	29:00	4-6	.667	0-0	.000	1-4	.250	9	3	12	7.3	1	1	1	4	2	9	5.5
at Arizona	01/22/2025	*	22:15	1-5	.200	0-0	.000	0-0	.000	3	5	8	7.3	1	1	0	0	0	2	5.3
at Arizona St.	01/25/2025	*	08:45	1-2	.500	0-0	.000	0-0	.000	1	7	8	7.3	0	0	1	0	0	2	5.1
Totals			18 357:32	38-74	.514	0-1	.000	16-26	.615	57	75	132	7.3	29	8	15	23	9	92	5.1

NDIBA'S HIGHS

POINTS  
Season..... 10, last vs. BYU (1/1/25)  
Career..... 10, last vs. BYU (1/1/25)

REBOUNDS  
Season..... 12, vs. Colorado (1/18/25)  
Career..... 12, vs. Colorado (1/18/25)

FG MADE  
Season..... 5, vs. BYU (1/1/25)  
Career..... 5, vs. BYU (1/1/25)

FG ATTEMPTED  
Season..... 8, vs. Delaware State (11/10/24)  
Career..... 8, vs. Delaware State (11/10/24)

THREE POINT FG MADE  
Season.....  
Career.....

THREE POINT FG ATTEMPTED  
Season..... 1, at Xavier (12/15/2024)  
Career..... 1, at Xavier (12/15/2024)

FT MADE  
Season..... 4, vs. Western Illinois (12/6/24)  
Career..... 4, vs. Western Illinois (12/6/24)

FT ATTEMPTED  
Season..... 5, vs. Marshall (12/18/24)  
Career..... 5, vs. Marshall (12/18/24)

ASSISTS  
Season..... 2, vs. Georgetown (11/22/24)  
Career..... 2, vs. Georgetown (11/22/24)

BLOCKS  
Season..... 4, vs. Colorado (1/18/25)  
Career..... 4, vs. Colorado (1/18/25)

STEALS  
Season..... 2, last vs. Colorado (1/18/25)  
Career..... 2, last vs. Colorado (1/18/25)

CAREER STATISTICS

				Field Goals		3-Point		F-Throws		Rebounds				Scoring						
SEASON	TEAM	GP-GS	MIN/AVG	FG-FGA	FG%	3FG-3FGA	3FG%	FT-FTA	FT%	OFF	DEF	TOT	AVG	PF-FO	A	TO	BLK	STL	PTS	AVG
2024-25	UC	18-18	358/19.9	38-74	.514	0-1	.000	16-26	.615	57	75	132	7.3	29-1	8	15	23	9	92	5.1
TOTAL		18-18	358/19.9	38-74	.514	0-1	.000	16-26	.615	57	75	132	7.3	29-1	8	15	23	9	92	5.1

33

DELANEY SNYDER

So. | C | 6-5 | Richmond, Va. | TPLS Christian Academy

SEASON STATISTICS

MIN	PPG	RPG	BPG	FG%
10.3	2.2	2.9	0.6	.353

SEASON HIGHLIGHTS:

Notched seven points, five rebounds and two blocks at Texas Tech... Blocked a career-high four shots at West Virginia... Made first career start vs. Houston (1/29), finishing with five boards and five points in 15 minutes... Had career-best seven points in 10 minutes vs. BYU... Grabbed career-best seven boards vs. Marshall... Pulled down six rebounds to go with four points in just eight minutes vs. Delaware State (11/10).

CAREER NOTABLES:

Played in 17 games as a freshman.

GAME-BY-GAME

Opponent	Date	GS	MIN	Total		3-Pointers		Free throws		Rebounds				PF		A		TO		BLK		STL		PTS		AVG
				FG-FGA	PCT	3FG-3FGA	PCT	FT-FTA	PCT	OFF	DEF	TOT	AVG													
at UIC	11/05/2024		07:43	0-0	.000	0-0	.000	0-0	.000	0	1	1	1.0	1	0	1	0	0	0	0	0	0	0.0			
Delaware St.	11/10/2024		07:42	2-4	.500	0-1	.000	0-0	.000	1	5	6	3.5	0	0	0	1	0	4	2	0	4	2.0			
Davidson	11/13/2024		04:56	2-5	.400	0-0	.000	0-0	.000	4	0	4	3.7	0	0	0	0	0	4	2	7					
Seton Hall	11/18/2024		02:00	1-1	1.000	0-0	.000	0-0	.000	1	0	1	3.0	0	0	0	0	0	2	2	5					
vs Georgetown	11/22/2024		03:36	0-2	.000	0-1	.000	0-0	.000	1	1	2	2.8	0	0	0	0	0	0	0	0	2.0				
vs FGCU	11/24/2024		00:16	0-0	.000	0-0	.000	0-0	.000	0	0	0	2.3	0	0	0	0	0	0	0	1	0.7				
Central Conn. St.	12/03/2024		09:59	0-1	.000	0-0	.000	3-4	.750	1	3	4	2.6	3	0	0	1	1	3	1.9						
Western Ill.	12/06/2024		07:47	2-4	.500	0-0	.000	0-0	.000	1	1	2	2.5	1	0	0	2	0	4	2.1						
at Xavier	12/15/2024		04:02	1-2	.500	0-0	.000	1-1	1.000	1	1	2	2.4	1	0	0	0	0	3	2.2						
Marshall	12/18/2024		07:44	1-6	.167	0-0	.000	0-0	.000	2	5	7	2.9	1	0	1	1	0	2	2.2						
at Kansas St.	12/22/2024		10:41	0-2	.000	0-1	.000	0-0	.000	1	2	3	2.9	2	0	0	0	0	0	2.0						
BYU	01/01/2025		09:49	3-5	.600	1-1	1.000	0-0	.000	2	1	3	2.9	0	0	2	0	0	7	2.4						
at TCU	01/04/2025		05:34	0-0	.000	0-0	.000	0-0	.000	0	0	0	2.7	1	0	0	0	0	0	2.2						
Oklahoma St.	01/08/2025		02:58	0-0	.000	0-0	.000	0-0	.000	0	1	1	2.6	1	0	0	0	0	0	2.1						
at UCF	01/11/2025		07:08	1-1	1.000	0-0	.000	1-3	.333	1	1	2	2.5	2	0	0	0	0	3	2.1						
Colorado	01/18/2025		04:48	0-0	.000	0-0	.000	0-0	.000	0	0	0	2.4	0	0	0	1	0	0	2.0						
at Arizona	01/22/2025		08:04	0-0	.000	0-0	.000	0-0	.000	1	1	2	2.4	1	0	0	0	0	0	1.9						
at Arizona St.	01/25/2025		11:43	2-5	.400	0-0	.000	0-0	.000	5	1	6	2.6	2	0	1	1	0	4	2.0						
Houston	01/29/2025	*	14:54	1-3	.333	0-0	.000	3-4	.750	3	2	5	2.7	3	0	0	0	0	5	2.2						
at Baylor	02/02/2025	*	15:20	0-0	.000	0-0	.000	0-0	.000	0	5	5	2.8	3	0	0	1	0	0	2.1						
Iowa St.	02/05/2025	*	21:12	0-3	.000	0-1	.000	0-4	.000	2	3	5	2.9	4	0	0	1	0	0	2.0						
Kansas	02/08/2025		14:15	1-5	.200	0-0	.000	2-4	.500	3	1	4	3.0	2	0	0	0	0	4	2.0						
Kansas St.	02/12/2025		10:14	0-1	.000	0-0	.000	0-0	.000	1	0	1	2.9	2	0	0	0	0	0	2.0						
at West Virginia	02/15/2025		29:58	0-6	.000	0-0	.000	0-0	.000	1	3	4	2.9	4	1	4	4	2	0	1.9						
at Texas Tech	02/19/2025	*	24:04	3-5	.600	0-0	.000	1-2	.500	2	3	5	3.0	3	1	1	2	0	7	2.1						
Utah	02/23/2025	*	17:10	3-5	.600	0-0	.000	1-2	.500	0	3	3	3.0	4	0	2	0	0	7	2.3						
at Oklahoma St.	02/26/2025	*	15:31	1-2	.500	0-0	.000	0-0	.000	2	0	2	3.0	3	0	0	0	0	2	2.3						
West Virginia	03/01/2025		09:51	0-0	.000	0-0	.000	0-2	.000	0	0	0	2.9	0	0	0	1	0	0	2.2						
Totals		6	288:59	24-68	.353	1-5	.200	12-26	.462	36	44	80	2.9	44	2	12	16	3	61	2.2						

SNYDER'S HIGHS

POINTS  
Season.....7, last vs. Utah (2/23/25)  
Career.....7, last vs. Utah (2/23/25)

REBOUNDS  
Season.....7, vs. Marshall (12/18/24)  
Career.....7, vs. Marshall (12/18/24)

FG MADE  
Season.....3, last vs. Utah (2/23/25)  
Career.....3, last vs. Utah (2/23/25)

FG ATTEMPTED  
Season.....6, last at West Virginia (2/15/25)  
Career.....6, last at West Virginia (2/15/25)

THREE POINT FG MADE  
Season.....1, vs. BYU (1/1/25)  
Career.....1, last vs. BYU (1/1/25)

THREE POINT FG ATTEMPTED  
Season.....1, last vs. BYU (1/1/25)  
Career.....2, at West Virginia (1/3/24)

FT MADE  
Season.....3, last vs. Houston (1/29/25)  
Career.....3, last vs. Houston (1/29/25)

FT ATTEMPTED  
Season.....4, last vs. Iowa State (2/5/25)  
Career.....4, last vs. Iowa State (2/5/25)

ASSISTS  
Season.....1, last at Texas Tech (2/19/25)  
Career.....1, last at Texas Tech (2/19/25)

BLOCKS  
Season.....4, at West Virginia (2/15/25)  
Career.....4, at West Virginia (2/15/25)

STEALS  
Season.....2, at West Virginia (2/15/25)  
Career.....2, at West Virginia (2/15/25)

CAREER STATISTICS

				Field Goals		3-Point		F-Throws		Rebounds				Scoring						
SEASON	TEAM	GP-GS	MIN/AVG	FG-FGA	FG%	3FG-3FGA	3FG%	FT-FTA	FT%	OFF	DEF	TOT	AVG	PF-FO	A	TO	BLK	STL	PTS	AVG
2023-24	UC	17-0	50/2.9	6-16	.375	1-8	.125	5-8	.625	1	8	9	0.5	7-0	2	2	2	0	18	1.1
2024-25	UC	28-6	289/10.3	24-68	.353	1-5	.200	12-26	.462	36	44	80	2.9	44-0	2	12	16	3	61	2.2
TOTAL		45-6	339/7.5	30-84	.357	2-13	.154	17-34	.500	37	52	89	2.0	51-0	4	14	18	3	79	1.8



# 34 | A'RIEL JACKSON

Jr. | G | 5-9 | Brooklyn, N.Y. | Bishop Loughlin Memorial High School

SEASON STATISTICS

MIN	PPG	RPG	APG	FG%
27.4	6.9	2.9	2.1	.343

SEASON HIGHLIGHTS:

**Has scored in double figures in two of the last three games...** Posted 13 points and four assists in win vs. Kansas... Made the go-ahead floater with under a minute remaining in road win over UCF... Notched a season-high 15 points while tying her career highs in FG (6) and 3FG (3) vs. OSU... Scored eight of her 11 points in second-half comeback win over BYU... Knocked down a career-high three 3-pointers to finish with 11 points at #13 Kansas State... Tallied 13 points and tied her career-high in assists (5) vs. Delaware State (11/10)... Scored 14 points on 6-of-9 shooting at UIC (11/5).

CAREER NOTABLES:

Has 20 career games in double figures, including 10 in 2023-24... Averaged 10.7 points in Big 12 games in 2023-24... Tied her career-high 19 points vs. TCU last season, going a career-best 10-of-11 from the free throw line... Beat the buzzer vs. UCF to give UC its first-ever Big 12 win on Jan. 10, 2024.

GAME-BY-GAME

Opponent	Date	GS	MIN	Total		3-Pointers		Free throws		Rebounds				PF	A	TO	BLK	STL	PTS	AVG
				FG-FGA	PCT	3FG-3FGA	PCT	FT-FTA	PCT	OFF	DEF	TOT	AVG							
at UIC	11/05/2024	*	30:43	6-9	.667	1-2	.500	1-2	.500	1	1	2	2.0	1	2	1	0	1	14	14.0
Delaware St.	11/10/2024	*	26:55	5-10	.500	2-6	.333	1-2	.500	2	3	5	3.5	0	5	3	0	2	13	13.5
Davidson	11/13/2024	*	23:11	0-6	.000	0-2	.000	0-0	.000	0	1	1	2.7	2	3	0	0	3	0	9.0
Seton Hall	11/18/2024	*	23:35	3-6	.500	0-1	.000	0-0	.000	2	0	2	2.5	4	3	4	0	1	6	8.3
vs Georgetown	11/22/2024	*	30:30	1-9	.111	0-4	.000	2-2	1.000	1	1	2	2.4	3	0	1	1	2	4	7.4
vs FGCU	11/24/2024	*	31:43	1-6	.167	0-3	.000	0-0	.000	0	2	2	2.3	2	2	5	0	0	2	6.5
Central Conn. St.	12/03/2024	*	18:12	3-8	.375	0-2	.000	1-2	.500	0	1	1	2.1	2	0	1	0	1	7	6.6
Western Ill.	12/06/2024	*	21:22	2-4	.500	0-2	.000	2-2	1.000	0	0	0	1.9	1	1	0	1	1	6	6.5
at Xavier	12/15/2024	*	34:29	2-6	.333	0-0	.000	4-4	1.000	0	2	2	1.9	1	2	3	1	4	8	6.7
Marshall	12/18/2024	*	21:16	2-5	.400	1-2	.500	2-2	1.000	1	3	4	2.1	4	1	4	0	0	7	6.7
at Kansas St.	12/22/2024	*	28:18	4-8	.500	3-4	.750	0-0	.000	1	3	4	2.3	1	4	4	0	2	11	7.1
BYU	01/01/2025	*	29:41	3-6	.500	2-3	.667	3-3	1.000	0	4	4	2.4	0	4	1	0	1	11	7.4
at TCU	01/04/2025	*	26:06	2-4	.500	0-1	.000	0-0	.000	0	0	0	2.2	4	4	1	0	0	4	7.2
Oklahoma St.	01/08/2025	*	32:51	6-14	.429	3-7	.429	0-0	.000	0	3	3	2.3	3	1	1	0	1	15	7.7
at UCF	01/11/2025	*	28:48	3-9	.333	0-3	.000	0-0	.000	0	2	2	2.3	1	1	5	0	1	6	7.6
Colorado	01/18/2025	*	32:53	0-7	.000	0-3	.000	2-4	.500	4	4	8	2.6	3	1	0	0	1	2	7.3
at Arizona	01/22/2025	*	24:33	0-6	.000	0-0	.000	0-0	.000	5	0	5	2.8	1	3	1	0	1	0	6.8
at Arizona St.	01/25/2025	*	23:20	2-6	.333	0-2	.000	3-4	.750	3	2	5	2.9	3	2	0	0	1	7	6.8
Houston	01/29/2025		25:25	2-4	.500	0-1	.000	0-0	.000	2	0	2	2.8	3	1	2	0	0	4	6.7
at Baylor	02/02/2025		25:57	3-6	.500	0-0	.000	0-0	.000	0	2	2	2.8	1	0	3	0	0	6	6.7
Iowa St.	02/05/2025		28:38	1-6	.167	1-4	.250	2-2	1.000	1	0	1	2.7	0	5	2	0	0	5	6.6
Kansas	02/08/2025	*	37:29	5-13	.385	0-3	.000	3-3	1.000	2	2	4	2.8	2	4	1	0	1	13	6.9
Kansas St.	02/12/2025	*	21:47	0-3	.000	0-0	.000	0-0	.000	0	1	1	2.7	0	2	0	0	0	0	6.6
at West Virginia	02/15/2025	*	31:19	3-9	.333	0-0	.000	2-2	1.000	1	3	4	2.8	4	0	4	0	2	8	6.6
at Texas Tech	02/19/2025	*	23:58	2-10	.200	0-4	.000	1-1	1.000	0	3	3	2.8	2	1	0	0	1	5	6.6
Utah	02/23/2025	*	30:27	4-7	.571	0-0	.000	4-4	1.000	2	3	5	2.8	2	4	4	0	1	12	6.8
at Oklahoma St.	02/26/2025	*	28:06	3-10	.300	0-1	.000	5-6	.833	1	2	3	2.9	5	2	2	0	2	11	6.9
West Virginia	03/01/2025	*	25:40	3-10	.300	1-2	.500	0-2	.000	4	1	5	2.9	0	1	2	0	1	7	6.9
Totals			24 767:11	71-207	.343	14-62	.226	38-47	.809	33	49	82	2.9	55	59	55	3	31	194	6.9

JACKSON'S HIGHS

POINTS  
Season..... 15, vs. Oklahoma State (1/8/25)  
Career..... 19, last vs. TCU (2/17/24)

REBOUNDS  
Season..... 8, vs. Colorado (1/18/25)  
Career..... 8, vs. Colorado (1/18/25)

FG MADE  
Season..... 6, last vs. Oklahoma State (1/8/25)  
Career..... 6, last vs. Oklahoma State (1/8/25)

FG ATTEMPTED  
Season..... 14, vs. Oklahoma State (1/8/25)  
Career..... 16, vs. Baylor (2/27/24)

THREE POINT FG MADE  
Season..... 3, last vs. Oklahoma State (1/8/25)  
Career..... 3, last vs. Oklahoma State (1/8/25)

THREE POINT FG ATTEMPTED  
Season..... 7, vs. Oklahoma State (1/8/25)  
Career..... 7, vs. Oklahoma State (1/8/25)

FT MADE  
Season..... 5, at Oklahoma State (2/26/25)  
Career..... 10, vs. TCU (2/17/24)

FT ATTEMPTED  
Season..... 6, at Oklahoma State (2/26/25)  
Career..... 11, vs. TCU (2/17/24)

ASSISTS  
Season..... 5, last vs. Iowa State (2/5/25)  
Career..... 5, last vs. Iowa State (2/5/25)

BLOCKS  
Season..... 1, last at Xavier (12/15/24)  
Career..... 1, last at Xavier (12/15/24)

STEALS  
Season..... 4, at Xavier (12/15/24)  
Career..... 4, last at Xavier (12/15/24)

CAREER STATISTICS

				Field Goals		3-Point		F-Throws		Rebounds				Scoring						
SEASON	TEAM	GP-GS	MIN/AVG	FG-FGA	FG%	3FG-3FGA	3FG%	FT-FTA	FT%	OFF	DEF	TOT	AVG	PF-FO	A	TO	BLK	STL	PTS	AVG
2022-23	UC	29-16	411/14.2	40-128	.313	5-20	.250	35-51	.686	15	37	52	1.8	50-0	35	54	7	20	120	4.1
2023-24	UC	29-23	689/23.8	89-270	.330	20-70	.286	74-93	.796	12	61	73	2.5	65-3	49	75	2	27	272	9.4
2024-25	UC	28-24	767/27.4	71-207	.343	14-62	.226	38-47	.809	33	49	82	2.9	55-1	59	55	3	31	194	6.9
TOTAL		86-63	1868/21.7	200-605	.331	39-152	.257	147-191	.770	60	147	207	2.4	170-4	143	184	12	78	586	6.8



# 2024-25 CINCINNATI WOMEN'S BASKETBALL



**CHLOE MANN**  
Fr. | G | 5-8 | Fort Worth, Texas



**TINEYA HYLTON**  
Sr. | G | 5-7 | Toronto, Ontario



**REAGAN JACKSON**  
So. | G | 5-8 | Kennedale, Texas



**DAYLEE DUNN**  
5th | G | 5-10 | San Ramon, Calif.



**AÏCHA DIA**  
Jr. | G | 6-0 | Montreal, Quebec



**ABBY HOLTMAN**  
So. | G | 5-10 | Florence, Ky.



**BRIANNA BYARS**  
So. | F | 5-11 | Paris, Ky.



**RAMIYAH BYRD**  
R-Fr. | F | 5-11 | Colorado Springs, Colo.



**JILLIAN HAYES**  
5th | F | 6-1 | Cincinnati, Ohio



**ALLIANCE NDIBA**  
R-Jr. | F | 6-3 | Lubumbashi, Congo



**DESTINY THOMAS**  
Jr. | C | 6-4 | Jonesboro, Ark.



**DELANEY SNYDER**  
So. | C | 6-5 | Richmond, Va.



**A'RIEL JACKSON**  
Jr. | G | 5-9 | Brooklyn, N.Y.



**KATRINA MERRIWEATHER**  
Head Coach  
Second Season



**ASHLEY BARLOW**  
Assistant Coach  
Second Season



**ABBY JUMP**  
Assistant Coach  
Second Season



**KABRINA MERRIWEATHER**  
Assistant Coach  
Second Season




**ABBY OWINGS**  
Operations/Assistant Coach  
Second Season



**MICHAL MILLER**  
Player Personnel/Assistant Coach  
Second Season



**RYAN PALL**  
Operations  
Second Season



**NATOSHA GOTTLIEB**  
Sports Performance  
First Season



**JESSICA EMFINGER**  
Athletic Trainer  
Second Season





## 2024-25 Cincinnati Women's Basketball Combined Team Statistics All games

Page 1/1  
as of Mar 01, 2025

### Game Records

Record	Overall	Home	Away	Neutral
ALL GAMES	15-13	9-6	5-6	1-1
CONFERENCE	7-11	4-5	3-6	0-0
NON-CONFERENCE	8-2	5-1	2-0	1-1

### Score by Periods

Team	1st	2nd	3rd	4th	OT	TOT
Cincinnati	375	431	498	514	9	1827
Opponents	427	437	509	484	5	1862

### Team Box Score

No.	Player	Total					3-Point		F-Throw		Rebounds													
		GP-GS	MIN	AVG	FG-FGA	FG%	3FG-3FGA	3FG%	FT-FTA	FT%	OFF	DEF	TOT	AVG	PF	DQ	A	TO	BLK	STL	PTS	AVG		
20	HAYES, Jillian	28-28	879:46	31.4	144-331	.435	0-8	.000	152-211	.720	102	165	267	9.5	81	2	44	52	22	43	440	15.7		
2	HYLTON, Tineya	28-28	782:39	28.0	124-312	.397	23-92	.250	104-128	.813	25	61	86	3.1	82	5	66	87	3	46	375	13.4		
3	JACKSON, Reagan	28-28	808:44	28.9	81-230	.352	40-136	.294	42-57	.737	2	43	45	1.6	29	0	47	26	1	13	244	8.7		
0	MANN, Chloe	27-8	578:13	21.4	66-241	.274	21-92	.228	77-101	.762	6	36	42	1.6	47	1	38	53	4	32	230	8.5		
34	JACKSON, A'riel	28-24	767:11	27.4	71-207	.343	14-62	.226	38-47	.809	33	49	82	2.9	55	1	59	55	3	31	194	6.9		
25	NDIBA, Alliance	18-18	357:32	19.9	38-74	.514	0-1	.000	16-26	.615	57	75	132	7.3	29	1	8	15	23	9	92	5.1		
7	HOLTMAN, Abby	28-0	240:47	8.6	22-55	.400	14-37	.378	13-14	.929	7	17	24	0.9	15	0	13	13	1	6	71	2.5		
33	SNYDER, Delaney	28-6	288:59	10.3	24-68	.353	1-5	.200	12-26	.462	36	44	80	2.9	44	0	2	12	16	3	61	2.2		
10	BYARS, Brianna	28-0	492:07	17.6	22-76	.289	0-2	.000	14-27	.519	34	66	100	3.6	46	0	11	30	7	17	58	2.1		
14	BYRD, Ramiyah	27-0	192:16	7.1	15-40	.375	0-2	.000	5-10	.500	18	28	46	1.7	12	0	10	4	15	4	35	1.3		
5	DUNN, Daylee	27-0	236:44	8.8	9-41	.220	8-36	.222	1-2	.500	1	13	14	0.5	19	0	5	4	0	2	27	1.0		
Team											48	54	102					12						
Total		28	5625		616-1675	.368	121-473	.256	474-649	.730	369	651	1020	36.4	459	10	303	363	95	206	1827	65.3		
Opponents		28	5625		662-1558	.425	225-604	.373	313-441	.710	276	716	992	35.4	586	24	428	469	93	192	1862	66.5		

### Team Statistics

	UC	OPP
<b>Scoring</b>	<b>1827</b>	<b>1862</b>
Points per game	65.3	66.5
Scoring margin	-1.3	-
<b>Field goals-att</b>	<b>616-1675</b>	<b>662-1558</b>
Field goal pct	.368	.425
<b>3 point fg-att</b>	<b>121-473</b>	<b>225-604</b>
3-point FG pct	.256	.373
3-pt FG made per game	4.3	8.0
<b>Free throws-att</b>	<b>474-649</b>	<b>313-441</b>
Free throw pct	.730	.710
F-Throws made per game	16.9	11.2
<b>Rebounds</b>	<b>1020</b>	<b>992</b>
Rebounds per game	36.4	35.4
Rebounding margin	+1.0	-
<b>Assists</b>	<b>303</b>	<b>428</b>
Assists per game	10.8	15.3
<b>Turnovers</b>	<b>363</b>	<b>469</b>
Turnovers per game	13.0	16.8
Turnover margin	+3.8	-
Assist/turnover ratio	0.8	0.9
<b>Steals</b>	<b>206</b>	<b>192</b>
Steals per game	7.4	6.9
<b>Blocks</b>	<b>95</b>	<b>93</b>
Blocks per game	3.4	3.3
<b>Winning streak</b>	<b>0</b>	<b>-</b>
Home win streak	0	-
<b>Attendance</b>	<b>23554</b>	<b>50840</b>
Home games-Avg/Game	15-1570	11-4622
Neutral site-Avg/Game	-	2-853

### Team Results

Date	Opponent		Score	Att.
11/05/2024	at UIC	W	66-54	416
11/10/2024	Delaware St.	W	83-46	1115
11/13/2024	Davidson	W	68-50	821
11/18/2024	Seton Hall	L	68-69	903
11/22/2024	vs Georgetown	W	59-57	902
11/24/2024	vs FGCU	L	52-59	804
12/03/2024	Central Conn. St.	W	78-49	3235
12/06/2024	Western Ill.	W	95-52	918
12/15/2024	at Xavier	W	60-48	2519
12/18/2024	Marshall	W	67-64	1210
12/22/2024	at Kansas St.	L	59-76	7700
01/01/2025	BYU	W	72-63	2587
01/04/2025	at TCU	L	66-81	3627
01/08/2025	Oklahoma St.	L	48-64	701
01/11/2025	at UCF	W	64-58	1425
01/18/2025	Colorado	W	65-59	1650
01/22/2025	at Arizona	L	62-72	6371
01/25/2025	at Arizona St.	W	73-66	12762
01/29/2025	Houston	W	73-65	1495
02/02/2025	at Baylor	L	59-98	3897
02/05/2025	Iowa St.	L	52-72	1841
02/08/2025	Kansas	Wot	78-74	1980
02/12/2025	Kansas St.	L	53-90	1126
02/15/2025	at West Virginia	L	50-69	5164
02/19/2025	at Texas Tech	W	59-56	3920
02/23/2025	Utah	L	65-92	2015
02/26/2025	at Oklahoma St.	L	64-74	3039
03/01/2025	West Virginia	L	69-85	1957



## 2024-25 Cincinnati Women's Basketball Combined Team Statistics In Conference games

Page 1/1  
as of Mar 01, 2025

### Game Records

Record	Overall	Home	Away	Neutral
ALL GAMES	7-11	4-5	3-6	0-0
CONFERENCE	7-11	4-5	3-6	0-0
NON-CONFERENCE	0-0	0-0	0-0	0-0

### Score by Periods

Team	1st	2nd	3rd	4th	OT	TOT
Cincinnati	207	267	301	347	9	1131
Opponents	296	325	352	336	5	1314

### Team Box Score

No.	Player				Total		3-Point			F-Throw		Rebounds													
		GP-GS	MIN	AVG	FG-FGA	FG%	3FG-3FGA	3FG%	FT-FTA	FT%	OFF	DEF	TOT	AVG	PF	DQ	A	TO	BLK	STL	PTS	AVG			
20	HAYES, Jillian	18-18	561:33	31.2	84-200	.420	0-5	.000	96-136	.706	59	106	165	9.2	52	2	30	38	14	26	264	14.7			
2	HYLTON, Tineya	18-18	510:53	28.4	82-212	.387	18-66	.273	52-66	.788	13	41	54	3.0	57	3	28	56	2	27	234	13.0			
0	MANN, Chloe	17-8	367:33	21.6	42-161	.261	17-64	.266	46-66	.697	6	26	32	1.9	31	1	24	31	3	17	147	8.6			
3	JACKSON, Reagan	18-18	512:36	28.5	48-156	.308	26-94	.277	33-45	.733	0	26	26	1.4	21	0	29	19	0	6	155	8.6			
34	JACKSON, A'riel	18-14	505:15	28.1	46-138	.333	10-38	.263	25-31	.806	26	35	61	3.4	35	1	40	33	0	16	127	7.1			
25	NDIBA, Alliance	8-8	178:54	22.4	22-36	.611	0-0	.000	7-15	.467	30	31	61	7.6	14	1	2	6	13	5	51	6.4			
7	HOLTMAN, Abby	18-0	161:28	9.0	15-37	.405	9-25	.360	9-10	.900	4	11	15	0.8	6	0	8	9	1	4	48	2.7			
33	SNYDER, Delaney	18-6	233:14	13.0	15-43	.349	1-3	.333	8-21	.381	24	27	51	2.8	37	0	2	10	11	2	39	2.2			
10	BYARS, Brianna	18-0	321:37	17.9	14-45	.311	0-2	.000	7-17	.412	18	46	64	3.6	32	0	6	22	3	9	35	1.9			
14	BYRD, Ramiyah	18-0	137:25	7.6	10-28	.357	0-2	.000	2-4	.500	12	16	28	1.6	8	0	6	3	12	0	22	1.2			
5	DUNN, Daylee	17-0	134:30	7.9	3-22	.136	2-19	.105	1-2	.500	1	9	10	0.6	11	0	2	4	0	0	9	0.5			
Team											36	32	68					11							
Total		18	3625		381-1078	.353	83-318	.261	286-413	.692	229	406	635	35.3	304	8	177	242	59	112	1131	62.8			
Opponents		18	3625		468-1048	.447	157-399	.393	221-304	.727	194	494	688	38.2	382	16	308	272	64	132	1314	73.0			

### Team Statistics

	UC	OPP
<b>Scoring</b>	<b>1131</b>	<b>1314</b>
Points per game	62.8	73.0
Scoring margin	-10.2	-
<b>Field goals-att</b>	<b>381-1078</b>	<b>468-1048</b>
Field goal pct	.353	.447
<b>3 point fg-att</b>	<b>83-318</b>	<b>157-399</b>
3-point FG pct	.261	.393
3-pt FG made per game	4.6	8.7
<b>Free throws-att</b>	<b>286-413</b>	<b>221-304</b>
Free throw pct	.692	.727
F-Throws made per game	15.9	12.3
<b>Rebounds</b>	<b>635</b>	<b>688</b>
Rebounds per game	35.3	38.2
Rebounding margin	-2.9	-
<b>Assists</b>	<b>177</b>	<b>308</b>
Assists per game	9.8	17.1
<b>Turnovers</b>	<b>242</b>	<b>272</b>
Turnovers per game	13.4	15.1
Turnover margin	+1.7	-
Assist/turnover ratio	0.7	1.1
<b>Steals</b>	<b>112</b>	<b>132</b>
Steals per game	6.2	7.3
<b>Blocks</b>	<b>59</b>	<b>64</b>
Blocks per game	3.3	3.6
<b>Winning streak</b>	<b>0</b>	<b>-</b>
Home win streak	0	-
<b>Attendance</b>	<b>15352</b>	<b>47905</b>
Home games-Avg/Game	9-1706	9-5323
Neutral site-Avg/Game	-	0-0

### Team Results

Date	Opponent		Score	Att.
12/22/2024	at Kansas St.	L	59-76	7700
01/01/2025	BYU	W	72-63	2587
01/04/2025	at TCU	L	66-81	3627
01/08/2025	Oklahoma St.	L	48-64	701
01/11/2025	at UCF	W	64-58	1425
01/18/2025	Colorado	W	65-59	1650
01/22/2025	at Arizona	L	62-72	6371
01/25/2025	at Arizona St.	W	73-66	12762
01/29/2025	Houston	W	73-65	1495
02/02/2025	at Baylor	L	59-98	3897
02/05/2025	Iowa St.	L	52-72	1841
02/08/2025	Kansas	Wot	78-74	1980
02/12/2025	Kansas St.	L	53-90	1126
02/15/2025	at West Virginia	L	50-69	5164
02/19/2025	at Texas Tech	W	59-56	3920
02/23/2025	Utah	L	65-92	2015
02/26/2025	at Oklahoma St.	L	64-74	3039
03/01/2025	West Virginia	L	69-85	1957



**2024-25 Cincinnati Women's Basketball**  
**Team High/Low Analysis**  
**All games**

Page 1/4  
 as of Mar 02, 2025

**Cincinnati - Game Highs**

<b>POINTS</b>	95		Western Ill. (12/06/2024)
	83		Delaware St. (11/10/2024)
	78		Kansas (02/08/2025)
	78		Central Conn. St. (12/03/2024)
	73		Houston (01/29/2025)
	73		at Arizona St. (01/25/2025)
<b>FIELD GOALS MADE</b>	34		Delaware St. (11/10/2024)
	28		Western Ill. (12/06/2024)
<b>FIELD GOAL ATTEMPTS</b>	74		Delaware St. (11/10/2024)
	70		at Arizona (01/22/2025)
<b>FIELD GOAL PERCENTAGE</b>	.463	(25-54)	at TCU (01/04/2025)
	.460	(23-50)	at UIC (11/05/2024)
<b>3 PT FG MADE</b>	8		West Virginia (03/01/2025)
	8		Iowa St. (02/05/2025)
	8		Western Ill. (12/06/2024)
<b>3 PT FG ATTEMPTS</b>	27		at UCF (01/11/2025)
	25		Iowa St. (02/05/2025)
<b>3 PT FG PERCENTAGE</b>	.444	(8-18)	West Virginia (03/01/2025)
	.429	(6-14)	Seton Hall (11/18/2024)
<b>FREE THROWS MADE</b>	31		Western Ill. (12/06/2024)
	31		Central Conn. St. (12/03/2024)
<b>FREE THROW ATTEMPTS</b>	39		at Arizona St. (01/25/2025)
	38		Central Conn. St. (12/03/2024)
<b>FREE THROW PERCENTAGE</b>	.900	(9-10)	vs FGCU (N) (11/24/2024)
	.857	(18-21)	vs Georgetown (N) (11/22/2024)
	.857	(12-14)	Seton Hall (11/18/2024)
<b>REBOUNDS</b>	50		Delaware St. (11/10/2024)
	46		Marshall (12/18/2024)
<b>ASSISTS</b>	19		Delaware St. (11/10/2024)
	17		Kansas (02/08/2025)
	17		Western Ill. (12/06/2024)
<b>STEALS</b>	13		Western Ill. (12/06/2024)
	13		Davidson (11/13/2024)
<b>BLOCKED SHOTS</b>	9		at Texas Tech (02/19/2025)
	8		Colorado (01/18/2025)
	8		Delaware St. (11/10/2024)
<b>TURNOVERS</b>	24		at West Virginia (02/15/2025)
	23		Seton Hall (11/18/2024)
<b>FOULS</b>	22		at Oklahoma St. (02/26/2025)
	22		at UIC (11/05/2024)



**2024-25 Cincinnati Women's Basketball  
Team High/Low Analysis  
All games**

Page 3/4  
as of Mar 02, 2025

**Cincinnati - Game Lows**

<b>POINTS</b>	48		Oklahoma St. (01/08/2025)
	50		at West Virginia (02/15/2025)
	52		Iowa St. (02/05/2025)
	52		vs FGCU (N) (11/24/2024)
	53		Kansas St. (02/12/2025)
<b>FIELD GOALS MADE</b>	16		at West Virginia (02/15/2025)
	16		Iowa St. (02/05/2025)
<b>FIELD GOAL ATTEMPTS</b>	50		at West Virginia (02/15/2025)
	50		vs FGCU (N) (11/24/2024)
	50		at UIC (11/05/2024)
<b>FIELD GOAL PERCENTAGE</b>	.286	(18-63)	Kansas St. (02/12/2025)
	.291	(16-55)	Iowa St. (02/05/2025)
<b>3 PT FG MADE</b>	0		at Baylor (02/02/2025)
	0		at Xavier (12/15/2024)
<b>3 PT FG ATTEMPTS</b>	6		at West Virginia (02/15/2025)
	6		at UIC (11/05/2024)
<b>3 PT FG PERCENTAGE</b>	.000	(0-12)	at Baylor (02/02/2025)
	.000	(0-13)	at Xavier (12/15/2024)
<b>FREE THROWS MADE</b>	7		Oklahoma St. (01/08/2025)
	8		Delaware St. (11/10/2024)
<b>FREE THROW ATTEMPTS</b>	9		Oklahoma St. (01/08/2025)
	10		vs FGCU (N) (11/24/2024)
<b>FREE THROW PERCENTAGE</b>	.542	(13-24)	West Virginia (03/01/2025)
	.571	(12-21)	Iowa St. (02/05/2025)
<b>REBOUNDS</b>	24		at TCU (01/04/2025)
	28		Utah (02/23/2025)
	28		at Baylor (02/02/2025)
<b>ASSISTS</b>	3		at Baylor (02/02/2025)
	4		at West Virginia (02/15/2025)
<b>STEALS</b>	3		Utah (02/23/2025)
	3		at Texas Tech (02/19/2025)
	3		Kansas St. (02/12/2025)
	3		Kansas (02/08/2025)
	3		Houston (01/29/2025)
	3		at TCU (01/04/2025)
<b>BLOCKED SHOTS</b>	0		Houston (01/29/2025)
	1		Kansas St. (02/12/2025)
	1		Kansas (02/08/2025)
	1		at Arizona (01/22/2025)
	1		Central Conn. St. (12/03/2024)
	1		Seton Hall (11/18/2024)
	1		at UIC (11/05/2024)
<b>TURNOVERS</b>	6		vs Georgetown (N) (11/22/2024)
	6		Davidson (11/13/2024)
<b>FOULS</b>	9		Davidson (11/13/2024)
	11		vs Georgetown (N) (11/22/2024)



## 2024-25 CINCINNATI WOMEN'S BASKETBALL

GAME  
1

## CINCINNATI 66, UIC 54

Nov. 5, 2024 | Chicago, Ill. | Credit Union I Arena

Official Basketball Box Score - Final  
Cincinnati at UIC  
11/05/24 Credit Union I Arena, Chicago  
2024-25 Women's BasketballGame Time: 7:00 PM  
Game Duration: 1:56  
Attendance: 416

Officials: Cameron Inouye, Mark Berger, Rachel Rayford

Cincinnati - 66

Record: 1-0

NO.	Name	Min	FG	3P	FT	Rebounds	Fouls	TP	AS	ST	Blocks	+/-
			M-A	M-A	M-A	OR DR TOT	PF FD				BS BA	
20	Jillian Hayes	F 29:19	4-9	0-0	3-6	1 10 11	4 4	11	2	0	0	1
25	Alliance Ndiba	F 22:03	1-3	0-0	0-0	1 9 10	3 0	2	0	3	1	0
2	Tineya Hylton	G 26:32	6-12	0-1	8-9	1 3 4	4 6	20	4	4	0	1
3	Reagan Jackson	G 27:33	2-4	0-1	1-2	0 1 1	2 2	5	1	0	0	0
34	A'riel Jackson	G 30:43	6-9	1-2	1-2	1 1 2	1 2	14	2	1	1	0
0	Chloe Mann	18:05	2-8	0-2	4-5	0 3 3	1 3	8	0	1	2	0
10	Brinna Byars	20:45	2-4	0-0	2-4	3 1 4	3 2	6	1	0	2	0
7	Abby Holtman	11:36	0-1	0-0	0-0	0 1 1	3 0	0	0	1	1	0
33	Delaney Snyder	07:43	0-0	0-0	0-0	0 1 1	1 1	0	0	1	0	0
5	Daylee Dunn	04:18	0-0	0-0	0-0	0 0 0	0 0	0	0	1	0	0
14	Ramiyah Byrd	01:23	0-0	0-0	0-0	0 0 0	0 0	0	0	0	0	0
Team						0 2 2		0				
Totals			23-50	1-6	19-28	7 32 39	22 20	66	10	11	8	1

Technical Fouls: NONE

Shooting By Period	1st FG%	2nd FG%	3rd FG%	4th FG%	GM FG%
1st FG%	7-19	36.8%			
2nd FG%	0-1	0.0%			
3rd FG%	2-2	100%			
4th FG%	7-11	63.6%			
GM FG%	1-2	50.0%			
FT%	2-2	100%			
1st FG%	7-12	58.3%			
2nd FG%	0-1	0.0%			
3rd FG%	0-1	0.0%			
4th FG%	2-8	25.0%			
GM FG%	0-2	0.0%			
FT%	6-10	60%			
GM FG%	23-50	46.0%			
FT%	1-6	16.7%			
FT%	19-28	67.9%			

Dead Ball Rebounds: 6, 0

UIC - 54

Record: 0-1

NO.	Name	Min	FG	3P	FT	Rebounds	Fouls	TP	AS	ST	Blocks	+/-
			M-A	M-A	M-A	OR DR TOT	PF FD				BS BA	
1	Kristian Young	G 26:53	0-2	0-2	0-0	0 3 3	2 2	0	3	0	0	0
3	Sara Zabrecky	G 23:32	1-5	1-5	2-2	0 1 1	1 1	5	2	1	0	0
4	Jaida McCloud	G 33:13	3-9	0-1	0-0	4 8 12	3 2	6	1	0	1	0
22	Keimari Rimmer	G 12:47	2-9	0-1	0-0	2 0 2	1 0	4	0	1	2	0
25	Danyel Middleton	G 26:09	4-11	1-2	1-2	1 3 4	3 3	10	2	2	0	0
23	Makiyah Williams	16:03	2-10	1-4	4-4	1 1 2	3 3	9	0	3	0	0
11	Arin Freeman	10:50	0-2	0-0	2-4	1 0 1	0 2	2	0	1	1	0
20	Sandra Frau-Garcia	13:07	0-0	0-0	3-4	0 0 0	1 2	3	2	1	0	0
5	Ky Dempsey-Toney	17:57	2-5	0-0	2-2	2 2 4	3 4	6	0	1	0	0
14	Krystyna Ellwe	19:29	3-7	2-5	1-2	2 1 3	3 3	9	0	1	0	0
Team						1 3 4		0				
Totals			17-60	5-20	15-20	14 22 36	20 22	54	10	11	4	3

Technical Fouls: NONE

Shooting By Period	1st FG%	2nd FG%	3rd FG%	4th FG%	GM FG%
1st FG%	1-15	6.7%			
2nd FG%	0-5	0.0%			
3rd FG%	3-6	50%			
4th FG%	8-11	72.7%			
GM FG%	3-5	60.0%			
FT%	3-4	75%			
1st FG%	6-14	42.9%			
2nd FG%	1-2	50.0%			
3rd FG%	6-6	100%			
4th FG%	2-20	10.0%			
GM FG%	18-25	72.0%			
FT%	3-4	75%			
GM FG%	17-60	28.3%			
FT%	5-20	25.0%			
FT%	15-20	75.0%			

Dead Ball Rebounds: 2, 1

	CIN	UIC
Biggest lead	16 (4 <sup>th</sup> 3:14)	0 (1 <sup>st</sup> 10:00)
Best Scoring Run	8 (1 <sup>st</sup> 1:22)	7 (2 <sup>nd</sup> 6:06)
Lead Changes		
Times Tied	0	
Time with Lead	38:28	00:00

Points from	CIN	UIC
Turnovers	14	3
Paint	36	18
Second Chance	6	7
Fast Breaks	13	3
Bench	14	29

Period by Period Scoring	1st	2nd	3rd	4th	TOT
CIN	16	17	23	10	66
UIC	5	22	19	8	54

GAME  
3

## CINCINNATI 68, DAVIDSON 50

Nov. 13, 2024 | Cincinnati, Ohio | Fifth Third Arena

Official Basketball Box Score - Final  
Davidson at Cincinnati  
11/13/24 Fifth Third Arena, Cincinnati  
2024-25 Women's BasketballGame Time: 6:30 PM  
Game Duration: 1:51  
Attendance: 822

Officials: Natasha Camy, Maj Forsberg, Maggie Tieman

Davidson - 50

Record: 1-2

NO.	Name	Min	FG	3P	FT	Rebounds	Fouls	TP	AS	ST	Blocks	+/-
			M-A	M-A	M-A	OR DR TOT	PF FD				BS BA	
10	Millie Prior	F 23:03	0-2	0-0	2-2	1 5 6	4 3	2	2	1	0	0
1	Mallorie Haines	G 19:23	2-7	2-6	0-0	3 3 6	1 2	6	0	0	0	0
4	Issy Morgan	G 20:44	3-7	2-4	1-2	0 2 2	5 1	9	3	4	0	0
7	Katie Donovan	G 20:51	0-2	0-1	0-0	0 3 3	2 0	0	1	2	0	0
14	Kyra Bruyndoncx	G 26:55	3-9	1-4	0-0	0 2 2	1 1	7	1	1	0	0
11	Tomislin Aduenpe	12:53	1-5	0-1	0-0	1 1 2	1 0	2	2	0	0	0
3	Jasmine Timmons	18:52	0-1	0-0	0-0	1 1 1	1 0	0	0	4	0	0
13	Sienna Dauer	24:48	2-7	0-3	0-0	2 0 2	2 0	4	4	3	0	0
26	Edina Strausz	08:59	1-2	0-0	0-0	0 2 2	4 0	2	0	3	0	0
17	Candice Lienafa	19:32	7-9	2-3	2-2	0 4 4	2 2	18	0	2	0	0
44	Emilie Bessell	04:00	0-0	0-0	0-0	0 0 0	0 0	0	2	1	0	0
Team						1 2 3		0				
Totals			19-51	7-23	5-6	8 25 33	23 9	50	15	22	0	2

Technical Fouls: NONE

Shooting By Period	1st FG%	2nd FG%	3rd FG%	4th FG%	GM FG%
1st FG%	5-12	41.7%			
2nd FG%	3-6	50.0%			
3rd FG%	1-2	50.0%			
4th FG%	1-2	50.0%			
GM FG%	1-2	50.0%			
FT%	2-2	100%			
1st FG%	7-13	53.8%			
2nd FG%	2-5	40.0%			
3rd FG%	0-0	0%			
4th FG%	6-14	42.9%			
GM FG%	19-51	37.3%			
FT%	7-23	30.4%			
FT%	5-6	83.3%			

Dead Ball Rebounds: 3, 0

Cincinnati - 68

Record: 3-0

NO.	Name	Min	FG	3P	FT	Rebounds	Fouls	TP	AS	ST	Blocks	+/-
			M-A	M-A	M-A	OR DR TOT	PF FD				BS BA	
20	Jillian Hayes	F 27:45	8-12	0-0	4-6	3 4 7	3 7	20	0	1	3	2
25	Alliance Ndiba	F 20:14	1-3	0-0	0-0	2 9 11	0 1	2	1	1	0	3
2	Tineya Hylton	G 25:54	5-9	1-4	9-12	0 3 3	2 7	20	6	2	3	0
3	Reagan Jackson	G 26:31	2-7	1-5	0-0	0 0 0	0 2	5	2	0	0	0
34	A'riel Jackson	G 23:11	0-6	0-2	0-0	0 1 1	2 1	0	3	0	3	0
0	Chloe Mann	20:16	1-9	0-3	4-4	0 0 0	3 6	1	1	2	0	0
10	Brinna Byars	19:26	2-3	0-0	0-0	1 0 1	1 0	4	0	0	1	0
5	Daylee Dunn	20:52	2-3	2-3	0-0	0 1 1	1 0	6	0	0	0	0
33	Delaney Snyder	04:56	2-5	0-0	0-0	4 0 4	0 1	4	0	0	0	0
14	Ramiyah Byrd	07:39	0-2	0-0	1-2	1 3 4	0 1	1	0	0	1	0
7	Abby Holtman	03:16	0-1	0-1	0-0	0 0 0	0 0	0	0	1	0	0
Team						2 1 3		0				
Totals			23-60	4-18	18-24	13 22 35	9 23	68	13	6	13	5

Technical Fouls: NONE

Shooting By Period	1st FG%	2nd FG%	3rd FG%	4th FG%	GM FG%
1st FG%	5-16	31.3%			
2nd FG%	1-7	14.3%			
3rd FG%	0-0	0%			
4th FG%	7-14	50.0%			
GM FG%	2-4	50.0%			
FT%	18-20	90%			
1st FG%	6-16	37.5%			
2nd FG%	0-3	0.0%			
3rd FG%	6-8	75%			
4th FG%	5-14	35.7%			
GM FG%	1-4	25.0%			
FT%	5-6	83.3%			
GM FG%	23-60	38.3%			
FT%	4-18	22.2%			
FT%	18-24	75.0%			

Dead Ball Rebounds: 5, 0

	DAV	CIN
Biggest lead	5 (1 <sup>st</sup> 1:59)	20 (4 <sup>th</sup> 9:48)
Best Scoring Run	7 (1 <sup>st</sup> 1:59)	16 (2 <sup>nd</sup> 7:10)
Lead Changes	4	
Times Tied	5	
Time with Lead	03:57	30:57

Points from	DAV	CIN
Turnovers	5	21
Paint	22	28
Second Chance	6	8
Fast Breaks	2	5
Bench	26	21

Period by Period Scoring	1st	2nd	3rd	4th	TOT
DAV	14	4	16	16	50
CIN	11	23	18	16	68

GAME  
2

## CINCINNATI 83, DELAWARE STATE 46

Nov. 10, 2024 | Cincinnati, Ohio | Fifth Third Arena

Official Basketball Box Score - Final  
Cincinnati at Delaware St.  
11/10/24 Fifth Third Arena, Cincinnati  
2024-25 Women's BasketballGame Time: 2:00 PM  
Game Duration: 1:43  
Attendance: 1,115

Officials: Eric Brewton, Brian Garland, Cara Seegge

Delaware St. - 46

Record: 1-2

NO.	Name		Min	FG M-A	3P M-A	FT M-A	Rebounds OR DR TOT	Fouls PF TD	TP	AS	ST	Blocks BS BA	+/-		
10	Ericka Huggins	F	05:39	0-2	0-0	0-0	0 1 1	0 0	0	0	1	1	0	-13	
55	Circe Rubio Remolar	C	23:03	3-4	0-0	0-0	2 1 3	2 0	6	0	0	0	1	0	-31
1	Kyra Lawrence	G	11:57	0-3	0-0	0-0	1 2 3	0 2	0	1	5	0	0	0	-16
3	Najah Lane	G	33:25	5-15	1-3	3-3	0 3 3	1 4	14	4	1	0	0	2	-14
14	Mahogany Cottingham	G	35:22	3-15	3-8	0-0	0 1 1	2 3	9	2	7	2	0	1	-31
0	Brooke Barnes		06:30	0-1	0-0	0-0	0 0 0	0 0	0	0	0	0	0	1	-14
30	McKenzie Stewart		29:10	2-4	0-0	0-0	0 6 6	3 0	4	3	1	1	0	1	-31
5	Kiarra Mclelland		33:44	3-11	2-6	2-3	1 2 3	2 1	10	3	0	0	0	1	-25
40	Nala Abraham		17:38	1-3	0-0	1-1	3 2 5	3 2	3	0	2	0	0	1	-13
24	Katia Nekic		02:17	0-0	0-0	0-0	0 0 0	0 0	0	0	0	0	0	0	-5
3	Destaney Harris		01:15	0-0	0-0	0-0	0 1 1	0 0	0	0	1	0	0	0	-5
Team							2 1 3		0	0	0				
Totals				17-58	6-18	6-7	9 20 29	13 12	46	13	18	4	1	8	-37

## 2024-25 CINCINNATI WOMEN'S BASKETBALL

GAME  
5

## CINCINNATI 59, GEORGETOWN 57

Nov. 22, 2024 | Charlottetown, PE, Canada | Eastink Center

Official Basketball Box Score - Final  
Georgetown at Cincinnati  
11/22/24 Eastink Centre, Charlottetown, PEI  
2024 Atlantic Slam WGame Time: 6:00 PM  
Game Duration: 1:59  
Attendance: 902

Officials: Tunita Dumas, Darwin Thompson, Lynda Kashouh

Georgetown - 57

Record: 2-2

NO. Name	Min	FG M-A	3P M-A	FT M-A	Rebounds OR DR TOT	Fouls PF FD	TP	AS	TO	ST	Blocks BS BA	+/-
21 Ariel Jenkins	C 35:37	3-4	1-1	2-3	2 10 12	3 5	9	0	2	0	4 0 6	6
1 Kelsey Ransom	G 39:37	9-15	1-4	6-7	1 9 10 4	5	25	6	10	1	0 2 2	2
3 Jayden McBride	G 25:26	1-4	1-2	0-0	0 1 1 5	0	3	0	1	0	0 1 0	-4
32 Victoria Rivera	G 40:00	6-14	5-10	0-0	2 0 2 0	0	17	3	3	1	0 2 2	-1
32 Stobhan Ryan	G 18:39	1-2	1-1	0-0	1 4 5 0	0	3	0	3	0	0 0 0	-12
10 Amanda Ajobiewe	18:45	0-1	0-0	0-0	1 4 5 1	1	0	1	3	0	0 0 0	-1
7 Alexia Araujo-Dagba	21:16	0-3	0-1	0-0	0 0 0 4	0	0	0	1	0	0 0 4	4
5 Modesti McConnell	00:40	0-0	0-0	0-0	0 0 0 0	0	0	0	0	0	0 0 0	-3
Team					2 3 5	0	0	2				
Totals		20-43	9-19	8-10	9 31 40	17 11	57	10	25	2	4 5 2	-2

Technical Fouls:NONE

Shooting By Period	1st FG%	2nd FG%	3rd FG%	4th FG%	GM FG%
1st FG%	5-8 62.5%				
2nd FG%	3-5 60.0%				
3rd FG%	3-5 60.0%				
4th FG%	6-12 50.0%				
GM FG%	20-43 46.5%				
3PT%	9-19 47.4%				
FT%	8-10 80.0%				

Dead Ball Rebounds: 1, 1

Cincinnati - 59

Record: 4-1

NO. Name		Min	FG M-A	3P M-A	FT M-A	Rebounds OR DR TOT	Fouls PF FD	TP	AS	TO	ST	Blocks BS BA	+/-
20 Jillian Hayes	F	36:37	8-18	0-0	12-15	7 4 11	1 8	28	1	4	2	2 2	8
25 Alliance Ndiba	F	13:32	1-3	0-0	0-0	3 0 3	2 0	2	2	0	0	1 0	-9
2 Tineya Hylton	G	34:09	3-11	0-3	0-0	0 4 4	1 1 6	2	1	3	1	0 0	-1
3 Reagan Jackson	G	20:04	1-8	0-4	0-0	0 0 0	1 1 2	0	0	2	0	0 0	-1
34 Ariel Jackson	G	30:30	1-9	0-4	2-2	1 1 2	3 4 0	1	2	1	2	1 0	-2
0 Chloe Mann		29:28	5-12	1-4	4-4	0 1 1	2 4 15	2	0	3	0	1 9	9
5 Daylee Dunn		06:31	0-1	0-1	0-0	0 1 1	0 0 1	0	0	0	0	0 0	8
10 Brianna Byars		21:00	1-3	0-0	0-0	3 0 3	1 1 2	1	0	0	0	0 1	14
33 Delaney Snyder		03:36	0-2	0-1	0-0	1 1 2	0 0 0	0	0	0	0	0 0	-8
14 Ramiyah Byrd		02:37	0-0	0-0	0-0	0 0 0	0 0 0	0	0	0	0	0 0	-7
7 Abby Holtman		01:56	0-0	0-0	0-0	0 1 1	0 0 0	0	0	0	0	0 0	3
Team						2 2 4	0 0 0	0	0				
Totals			20-67	1-17	18-21	17 15 32	11 17 59	9	6	12	5	4 2	2

Technical Fouls:NONE

Dead Ball Rebounds: 1, 0

	GT	UC
Biggest lead	11 (2 <sup>nd</sup> 4:38)	10 (3 <sup>rd</sup> 1:41)
Best Scoring Run	11 (2 <sup>nd</sup> 4:38)	10 (3 <sup>rd</sup> 4:13)
Lead Changes	6	
Times Tied	6	
Time with Lead	16:52	18:19

Points from	GT	UC
Turnovers	5	27
Paint	20	30
Second Chance	10	18
Fast Breaks	10	10
Bench	0	17

Period by Period Scoring	1st	2nd	3rd	4th	TOT
GT	16	17	8	16	57
UC	17	14	18	10	59

GAME  
7

## CINCINNATI 78, CCSU 49

Dec. 3, 2024 | Cincinnati, Ohio | Fifth Third Arena

Official Basketball Box Score - Final  
Central Conn. St. at Cincinnati  
12/03/24 Fifth Third Arena, Cincinnati  
2024-25 Women's BasketballGame Time: 11:00 AM  
Game Duration: 2:01  
Attendance: 3,235

Officials: Julie Krommenhoek, Brian Garland, Brad Masxy

Central Conn. St. - 49

Record: 1-9

NO. Name		Min	FG M-A	3P M-A	FT M-A	OR Reb	DR Tot	Fouls PF	TP	AS	TO	ST	BS Blocks	+/-			
22 Alonna Sellers	F	26:12	2-7	0-0	3-4	0	3	3	4	7	0	4	1	0	1	-25	
32 Meghan Kenefick	F	32:20	6-14	3-6	0	3	3	6	5	2	15	2	3	0	1	-27	
3 Selina Monestime	G	16:53	1-3	0-1	0-0	0	2	2	5	1	2	2	2	0	1	-22	
5 Amaya Williams	G	38:19	3-7	1-4	2-2	0	2	2	5	2	5	2	0	0	0	-26	
14 Jessica Farrell	G	26:32	3-8	0-1	4-4	0	0	0	4	3	10	1	4	1	0	-19	
11 Kayla Henry		04:22	0-0	0-0	0-0	0	0	0	2	0	0	0	0	0	0	-9	
21 Ciera Pearson		24:32	1-2	1-1	0-0	0	5	5	0	0	3	1	0	1	0	-16	
12 Lucia Noin		19:53	1-3	1-2	0-0	0	3	3	5	0	3	3	1	0	1	2	
24 Kaya Weiskopf		10:57	0-1	0-1	0-0	0	0	0	1	0	1	2	0	0	0	-3	
Team						2	2	4	0	0	1						
Totals			17-45	6-16	9-10	5	20	25	30	12	49	11	24	5	4	1	-29

Technical Fouls:NONE

Shooting By Period	1st FG%	2nd FG%	3rd FG%	4th FG%	GM FG%
1st FG%	6-10 60.0%				
2nd FG%	1-2 50.0%				
3rd FG%	0-0 0%				
4th FG%	4-13 30.8%				
GM FG%	17-45 37.8%				
3PT%	6-16 37.5%				
FT%	9-10 90.0%				

Dead Ball Rebounds: 2, 3

Cincinnati - 78

Record: 5-2

NO. Name	Min	FG M-A	3P M-A	FT M-A	Rebounds OR DR TOT	Fouls PF FD	TP	AS	TO	ST	Blocks BS BA	+/-
20 Jillian Hayes	F 27:51	7-13	0-2	12-14	5 5 10 3	8	26	0	2	3	0 1 34	17
25 Alliance Ndiba	F 17:52	0-2	0-0	0-0	1 1 2 1	1	0	1	0	1	0 0 0	17
2 Tineya Hylton	G 23:31	4-9	0-1	6-8	3 0 3 1	6	14	3	0	2	0 1 31	21
3 Reagan Jackson	G 26:47	5-7	2-3	0-0	0 2 2 0	1	12	1	1	1	0 0 12	12
34 Ariel Jackson	G 18:12	3-8	0-2	1-2	0 1 1 2	2	7	0	1	1	0 0 14	14
0 Chloe Mann	22:03	1-9	0-3	4-4	0 0 0 0	6	6	1	3	1	0 0 8	8
10 Brianna Byars	14:43	0-1	0-0	0-0	0 2 2 1	0	0	0	0	0 0 0	0	0
5 Daylee Dunn	11:11	0-2	0-0	0-0	0 0 0 0	1	0	0	0	0 0 0	0	13
7 Abby Holtman	18:16	2-5	1-2	4-4	2 3 5 0	2	9	2	0	0 0 0	9	9
14 Ramiyah Byrd	09:35	0-1	0-0	1-2	1 1 2 0	2	1	2	0	0 0 1	4	4
33 Delaney Snyder	09:59	0-1	0-0	1-4	1 3 4 3	2	3	0	0	1 1 1	3	3
Team					1 4 5	0	0					
Totals		22-58	3-13	31-38	14 22 36	12 30	78	10	7	10	1 4 29	29

Technical Fouls:NONE

Shooting By Period	1st FG%	2nd FG%	3rd FG%	4th FG%	GM FG%
1st FG%	5-13 38.5%				
2nd FG%	1-2 50.0%				
3rd FG%	8-10 80%				
4th FG%	7-17 41.2%				
GM FG%	22-58 37.9%				
3PT%	3-13 23.1%				
FT%	31-38 81.6%				

Dead Ball Rebounds: 6, 0

	CCSU	CIN
Biggest lead	0 (1 <sup>st</sup> 10:00)	30 (4 <sup>th</sup> 1:06)
Best Scoring Run	7 (3 <sup>rd</sup> 1:40)	12 (3 <sup>rd</sup> 5:30)
Lead Changes	0	
Times Tied	1	
Time with Lead	00:00	39:15

Points from	CCSU	CIN
Turnovers	12	30
Paint	12	30
Second Chance	6	18
Fast Breaks	2	11
Bench	6	19

Period by Period Scoring	1st	2nd	3rd	4th	TOT
CCSU	13	10	18	12	49
CIN	19	18	22	14	78

GAME  
6

## CINCINNATI 52, FGCU 59

Nov. 24, 2024 | Charlottetown, PE, Canada | Eastink Center

Official Basketball Box Score - Final  
Cincinnati at FGCU  
11/24/24 Eastink Centre, Charlottetown, PEI  
2024 Atlantic Slam WGame Time: 4:00 PM  
Game Duration: 1:56  
Attendance: 904

Officials: Darwin Thompson, Tunita Dumas, Ian Carey

Cincinnati - 52

Record: 4-2

NO. Name	Min	FG M-A	3P M-A	FT M-A	Rebounds OR DR TOT	Fouls PF FD	TP	AS	TO	ST	Blocks BS BA	+/-
20 Jillian Hayes	F 36:50	6-14	0-0	4-4	4 4 8 4	4 5	16	2	2	0	0 1 1	1
25 Alliance Ndiba	F 23:40	3-4	0-0	0-0	3 5 8 1	0	6	1	1	0 2 0	-6	-6
2 Tineya Hylton	G 25:17	7-14	2-4	4-4	2 2 4 5	6	20	1	2	1	0 0 0	6
3 Reagan Jackson	G 36:33	3-7	1-4	0-0	1 1 2 1	1	7	2	4	1	0 0 0	-9
34 Ariel Jackson	G 31:43	1-6	0-3	0-0	0 2 2 2	0	2	2	5	0	0 0 0	-2
0 Chloe Mann	14:48	0-1	0-1	1-2	0 0 0 0	3	0	1	2	1	1 0 0	-11
10 Brianna Byars	07:55	0-2	0-0	0-0	0 1 1 1	0	0	0	2	1	0 0 0	-8
5 Daylee Dunn	15:25	0-0	0-0	0-0	1 1 1 1	1	0	0	0	0 0 0	-2	-2
14 Ramiyah Byrd	04:40	0-1	0-0	0-0	2 1 3 1	0	0	0	0	0 0 0	-3	-3
7 Abby Holtman	02:44	0-1	0-1	0-0	0 0 0 0	0	0	0	0	0 0 0	-1	-1
33 Delaney Snyder	00:16	0-0	0-0	0-0	0 0 0 0	0	0	0	0	0 0 0	0	0
Team					0 3 3	0	0	1				
Totals		20-50	3-13	9-10	12 20 32	19 13	52	11	18	4	2 1 1	-7

Technical Fouls:NONE

Shooting By Period	1st FG%	2nd FG%	3rd FG%	4th FG%	GM FG%
1st FG%	4-10 40.0%				
2nd FG%	1-3 33.3%				
3rd FG%	2-2 100%				
4th FG%	4-14 28.6%				
GM FG%	20-50 40.0%				
3PT%	3-13 23.1%				
FT%	9-10 90.0%				

Dead Ball Rebounds: 1, 1

FGCU - 59

Record: 3-2

No.	Name	Min	FG M-A	3P M-A	FT M-A	Rebounds OR DR TOT	Fouls PF FD	TP	AS	TO	ST	Blocks BS BA	+/-
24	Laurny Taylor	C 28:56	1-4	0-0	0-0	0 3 3 2	0	2	0	2	1	1 1 0	0
1	Emari Jefferson	G 32:22	6-10	1-3	6-12	2 4 6 4	4 11	19	6	2	1	0 1 3	3
3	Cerina Rolle	G 31:51	1-3	0-1	0-2	0 2 2 2	1	2	1	0	0	0 0 0	5
4	Dolly Cairns	G 32:19	4-8	3-6	0-0	0 2 2 3	2	11	1	0	0	0 0 0	12
11	Maddie Antenucci	G 30:58	6-11	4-8	0-0	1 4 5 2	3	16	2	3	1	0 0 7	7
32	Skyler Gill	13:28	1-3	0-1	0-0	1 0 1 1	0	2	1	2	1	0 0 0	3
14	Casey Santoro	19:00	1-3	1-3	0-0	0 0 0 1	1	3	1	0	1	0 0 0	6
7	Kharnari Mitchell-Steen	07:57	1-2	0-0	0-0	0 1 1 0	1	2	0	1	0	0 0 0	-4
5	Aishna Paige	03:09	1-1	0-0	0-0	0 1 1 0	0	0	0	0	0	0 0 0	3
Team						1 2 3	0	0	4				
Totals			22-45	9-22	6-14	5 17 22	14 19	59	12	16	5	1 2 7	

## 2024-25 CINCINNATI WOMEN'S BASKETBALL

GAME  
9

## CINCINNATI 60, XAVIER 48

Dec. 15, 2024 | Cincinnati, Ohio | Cintas Center

Official Basketball Box Score - Final  
**Cincinnati at Xavier**  
12/15/24 Cintas Center, Cincinnati  
2024-25 Women's BasketballGame Time: 1:00 PM  
Game Duration: 1:56  
Attendance: 2,519

Officials: Kim Hobbs, Timothy Resch, Britt White

Cincinnati - 60

Record: 7-2

NO. Name	Min	FG M-A	3P M-A	FT M-A	Rebounds OR DR TOT	Fouls PF FD	TP	AS	TO	ST	Blocks BS BA	+/
20 Jillian Hayes	F 36:30	6-15	0-0	6-10	7 9 16	3 6 18	1	2	2	2	1	10
25 Alliance Ndiba	F 14:53	0-4	0-1	2-2	3 4 7	1 5 2	0	0	0	1	1	0
2 Tineya Hylton	G 18:58	1-6	0-3	5-6	0 1 1	5 5 7	2	2	2	0	0	13
3 Reagan Jackson	G 35:52	2-6	0-4	2-3	0 2 2	1 2 6	3	0	1	1	0	6
34 A'riel Jackson	G 34:29	2-6	0-0	4-4	0 2 2	1 2 8	2	3	4	1	0	5
10 Brianna Byars	16:05	1-5	0-0	0-0	1 1 2	1 2 2	0	0	0	1	2	-5
0 Chloe Mann	23:20	2-8	0-4	4-4	0 3 3	2 2 8	1	5	2	0	0	9
33 Delaney Snyder	04:02	1-2	0-0	1-1	1 2 1	1 3 0	0	0	0	0	0	6
5 Daylee Dunn	05:31	0-1	0-1	0-0	0 0 0	1 0 0	0	0	0	0	0	6
14 Ramiyah Byrd	04:28	2-2	0-0	0-0	0 2 2	1 0 4	0	0	0	0	0	8
7 Abby Holtman	05:52	1-1	0-0	0-0	0 0 0	0 0 2	1	0	0	0	0	2
Team					1 2 3		0	0				
Totals		18-56	0-13	24-30	13 27 40	17 25 60	10	12	9	6	4	12

Technical Fouls: NONE

Dead Ball Rebounds: 4, 1

Shooting By Period
1 <sup>st</sup> FG% 5-19 26.3%
3PT% 0-2 0.0%
FT% 1-1 100%
2 <sup>nd</sup> FG% 3-9 33.3%
3PT% 0-3 0.0%
FT% 7-9 77.8%
3 <sup>rd</sup> FG% 4-15 26.7%
3PT% 0-4 0.0%
FT% 5-5 100%
4 <sup>th</sup> FG% 6-13 46.2%
3PT% 0-4 0.0%
FT% 11-15 73.3%
GM FG% 18-56 32.1%
3PT% 0-13 0.0%
FT% 24-30 80.0%

Xavier - 48

Record: 4-6

NO. Name	Min	FG M-A	3P M-A	FT M-A	Rebounds OR DR TOT	Fouls PF FD	TP	AS	TO	ST	Blocks BS BA	+/
1 Loren Christie	F 27:05	1-6	0-1	1-2	2 4 6	2 6 3	2	6	3	3	2	-7
15 Petra Oborilova	F 19:11	2-4	1-3	0-0	1 2 3	3 0 5	2	1	0	1	0	-7
5 Tae'lor Purvis	G 33:02	1-2	0-1	0-0	1 2 3	4 1 2	1	1	1	0	0	-7
8 Meri Kanerva	G 37:32	5-12	1-4	0-1	0 2 2	4 5 11	5	2	0	0	0	-10
3 Irune Orlo	G 25:56	1-4	0-2	3-4	0 5 5	4 3 5	3	4	0	0	0	2
7 Daniela López	25:55	5-10	2-3	1-2	1 6 7	3 2 13	0	4	0	0	2	-8
2 Aizhanique Mayo	09:56	0-4	0-2	0-0	0 0 0	2 0 0	0	0	0	1	0	-11
4 Julia Garcia Roig	21:23	4-7	1-2	0-0	0 0 0	3 0 9	1	1	0	0	0	-20
Team					0 3 3		0	0				
Totals		19-49	5-18	5-9	5 24 29	25 17 48	14	19	4	4	6	-12

Technical Fouls: NONE

Dead Ball Rebounds: 1, 3

	CIN	XAV
Biggest lead	12 (4 <sup>th</sup> 0:17)	6 (3 <sup>rd</sup> 0:39)
Best Scoring Run	9 (4 <sup>th</sup> 9:05)	7 (3 <sup>rd</sup> 0:39)
Lead Changes	7	
Times Tied	6	
Time with Lead	21:43	12:36

Points from	CIN	XAV
Turnovers	19	4
Paint	28	24
Second Chance	17	3
Fast Breaks	14	6
Bench	19	22

Period by Period Scoring
1 <sup>st</sup> 2 <sup>nd</sup> 3 <sup>rd</sup> 4 <sup>th</sup> TOT
CIN 11 13 13 23 60
XAV 12 9 17 10 48

GAME  
11

## CINCINNATI 59, #13 KANSAS STATE 76

Dec. 22, 2024 | Manhattan, Kan. | Bramlage Coliseum

Official Basketball Box Score - Final  
**Cincinnati at Kansas St.**  
12/22/24 Bramlage Coliseum, Manhattan  
2024-25 Women's BasketballGame Time: 1:00 PM  
Game Duration: 1:54  
Attendance: 7,700

Officials: Jesse Dickerson, Brian Garland, Ily Seales

Cincinnati - 59

Record: 8-3 (0-1)

NO. Name	Min	FG M-A	3P M-A	FT M-A	Rebounds OR DR TOT	Fouls PF FD	TP	AS	TO	ST	Blocks BS BA	+/
20 Jillian Hayes	F 28:04	1-9	0-0	2-4	2 4 6	2 3 4	2	0	0	0	5	-6
25 Alliance Ndiba	F 22:14	2-4	0-0	2-4	4 3 7	2 3 6	0	0	0	2	1	0
2 Tineya Hylton	G 28:11	4-14	0-4	0-0	0 1 1	3 0 8	2	2	2	0	0	-2
3 Reagan Jackson	G 32:53	4-11	1-3	0-1	0 4 4	2 1 9	1	2	0	0	0	-6
34 A'riel Jackson	G 28:18	4-8	3-4	0-0	1 3 4	1 1 11	4	4	2	0	1	-14
0 Chloe Mann	19:32	3-12	2-6	5-6	0 3 3	0 6 13	1	2	2	0	0	-11
10 Brianna Byars	15:08	3-5	0-0	1-2	2 3 5	2 1 7	0	1	0	0	1	-13
33 Delaney Snyder	10:41	0-2	0-1	0-0	1 2 3	2 1 0	0	0	0	0	0	-11
14 Ramiyah Byrd	07:52	0-1	0-0	1-2	1 3 4	0 1 1	0	0	0	0	0	-11
7 Abby Holtman	02:33	0-1	0-1	0-0	0 0 0	1 0 0	0	2	0	0	0	-10
5 Daylee Dunn	04:34	0-0	0-0	0-0	0 0 0	0 0 0	0	0	0	0	0	-1
Team					2 2 4		0	1				
Totals		21-67	6-19	11-19	13 28 41	15 17 59	10	15	7	2	8	-17

Technical Fouls: NONE

Dead Ball Rebounds: 6, 1

Shooting By Period
1 <sup>st</sup> FG% 4-17 23.5%
3PT% 0-2 0.0%
FT% 0-0 0%
2 <sup>nd</sup> FG% 4-14 28.6%
3PT% 2-5 40.0%
FT% 6-10 60%
3 <sup>rd</sup> FG% 5-19 26.3%
3PT% 3-8 37.5%
FT% 1-3 33.3%
4 <sup>th</sup> FG% 8-17 47.1%
3PT% 1-4 25.0%
FT% 4-6 66.7%
GM FG% 21-67 31.3%
3PT% 6-19 31.6%
FT% 11-19 57.9%

Kansas St. - 76

Record: 13-1 (1-0)

NO. Name	Min	FG M-A	3P M-A	FT M-A	Rebounds OR DR TOT	Fouls PF FD	TP	AS	TO	ST	Blocks BS BA	+/-
2 Temira Poindexter	F 28:18	9-12	4-7	1-2	0 4 4	2 1 3	3	3	0	0	0	12
50 Ayoka Lee	C 23:39	5-11	0-0	0-0	0 6 6	4 5 10	0	0	0	0	5	17
1 Zyanna Walker	G 28:50	1-2	1-1	0-0	0 3 3	1 1 3	6	3	3	0	0	6
3 Jaelyn Glenn	G 36:37	4-10	3-6	0-0	0 3 3	1 0 11	2	1	2	0	0	10
4 Serena Sundell	G 36:33	3-8	0-1	5-8	1 5 6	1 5 11	11	2	0	1	2	16
11 Taryn Sides	16:08	2-4	1-2	0-0	0 2 2	1 0 5	3	3	2	0	0	8
12 Kennedy Taylor	09:14	1-3	0-0	1-2	0 3 3	2 1 3	0	1	0	1	0	-5
21 Eliza Maupin	10:33	2-3	0-0	0-0	1 0 1	2 0 4	1	1	1	0	0	10
30 Gisela Sanchez	03:01	1-3	0-0	0-1	0 0 0	0 1 2	0	0	0	1	0	6
32 Imani Lester	07:07	1-2	0-0	2-2	1 2 3	3 1 4	1	1	0	1	0	5
Team					1 6 7		0	0				
Totals		29-58	9-17	9-15	4 34 38	17 15 76	27	15	9	8	2	17

Technical Fouls: NONE

Dead Ball Rebounds: 2, 1

	UC	KState
Biggest lead	4 (1 <sup>st</sup> 7:17)	30 (3 <sup>rd</sup> 4:27)
Best Scoring Run	11 (4 <sup>th</sup> 8:13)	16 (3 <sup>rd</sup> 4:27)
Lead Changes	1	
Times Tied	2	
Time with Lead	03:26	33:06

Points from	UC	KState
Turnovers	22	16
Paint	20	40
Second Chance	7	5
Fast Breaks	8	14
Bench	21	18

Period by Period Scoring
1 <sup>st</sup> 2 <sup>nd</sup> 3 <sup>rd</sup> 4 <sup>th</sup> TOT
UC 8 16 14 21 59
KState 14 22 21 19 76

GAME  
10

## CINCINNATI 67, MARSHALL 64

Dec. 18, 2024 | Cincinnati, Ohio | Fifth Third Arena

Official Basketball Box Score - Final  
**Marshall at Cincinnati**  
12/18/24 Fifth Third Arena, Cincinnati  
2024-25 Women's BasketballGame Time: 6:30 PM  
Game Duration: 2:04  
Attendance: 1,210

Officials: Brian Hall, Dee Karter, Tiffany Bridges

Marshall - 64

Record: 4-6

NO. Name	Min	FG M-A	3P M-A	FT M-A	Rebounds OR DR TOT	Fouls PF FD	TP	AS	TO	ST	Blocks BS BA	+/
13 Leycha Marigney	F 05:35	0-0	0-0	0-2	0 0 0	1 1 0	0	0	0	1	0	-11
23 Meredith Maier	F 36:06	2-9	2-9	2-2	0 7 7	2 1 8	0	1	0	0	0	-1
3 CC Mays	G 21:07	2-7	0-2	0-4	1 2 3	3 2 4	3	1	1	0	0	-7
6 Madison Kellione	G 33:23	3-8	1-4	1-2	1 2 3	3 0 8	5	3	3	0	2	6
10 Aislynn Hayes	G 32:31	8-13	3-5	5-9	1 1 2	1 9 24	0	6	0	0	0	-7
2 Blessing King	20:15	1-1	0-0	0-0	0 2 2	4 0 2	0	1	1	2	0	0
1 TreShonda Williams	17:57	1-4	1-3	0-0	1 2 3	5 0 3	0	1	2	1	1	0
22 Ashley Tudor	05:08	0-0	0-0	0-0	0 1 1	1 0 0	0	1	0	0	0	-6
20 Peyton Ilderton	10:14	2-4	2-4	0-2	1 1 2	1 6 1	0	1	0	0	0	2
0 Timberlynn Yeast	11:20	3-4	1-2	2-2	0 2 2	1 1 9	1	2	1	0	0	12
4 Adiana Pacheco	01:46	0-0	0-0	0-0	0 0 0	1 1 0	0	0	0	0	0	-3
24 Kassie Ingram	04:38	0-0	0-0	0-0	0 0 1	1 0 0	0	1	0	0	0	0
Team					1 1 2		0	2				
Totals		22-50	10-29	10-23	6 22 28	24 16 64	11	18	11	3	4	-3

Technical Fouls: NONE

Dead Ball Rebounds: 6, 1

Shooting By Period
1 <sup>st</sup> FG% 4-12 33.3%
3PT% 2-7 28.6%
FT% 2-5 40%
2 <sup>nd</sup> FG% 3-13 23.1%
3PT% 2-9 22.2%
FT% 2-7 28.6%
3 <sup>rd</sup> FG% 6-8 75.0%
3PT% 4-6 66.7%
FT% 5-6 83.3%
4 <sup>th</sup> FG% 9-17 52.9%
3PT% 2-7 28.6%
FT% 1-3 33.3%
GM FG% 22-50 44.0%
3PT% 10-29 34.5%
FT% 10-23 43.5%

Cincinnati - 67

Record: 8-2

NO.	Name		Min	FG M-A	3P M-A	FT M-A	Rebounds OR DR TOT	Fouls PF FD	TP	AS	TO	ST	Blocks BS BA	+/-					
20	Jillian Hayes	F	33:21	0-6	0-0	2-4	2 6 8	4 4 2	2	2	2	3	0 0	1					
25	Alliance Ndiba	F	12:34	3-3	0-0	3-5	5 3 8	2 4 9	0	0	0	1	0 0	10					
2	Tineya Hylton	G	37:39	6-15	2-6	2-2	2 0 2	1 4 16	3	6	1	0	0 0	0					
3	Reagan Jackson	G	34:35	3-12	1-6	2-2	0 2 2	0 3 1	0	1	0	0	0 0	5					
34	A'riel Jackson	G	21:16	2-5	1-2	2-2	1 3 4	4 1 7	1	4	0	0	0 1	7					
0	Chloe Mann		17:44	5-10	0-3	2-2	0 2 2	4 12 3	5	1	0	0	0 0	-3					
10	Brianna Byars		19:60	0-4	0-0	5-6	3 2 5	1 3 5	2	0	1	2	1 -3						
33	Delaney Snyder		07:44	1-6	0-0	0-0	2 5 7	1 0 2	0	1	0	1	1 5						
5	Daylee Dunn		03:50	0-1	0-1	0-0	0 0 0	0 1 0	0	0	0	0	0 0	2					
7	Abby Holtman		06:55	1-1	1-1	0-0	0 0 0	0 1 3	0	0	0	0	0 0	-2					
14	Ramiyah Byrd		04:22	1-1	0-0	0-0	0 1 1	0 0 2	0	0	0	0	1 -7						
Team							3	4	0	0									
Totals				22-64	5-19	18-23	18	28	46	16	24	67	12	18	7	4	3	3	
Technical Fouls: NONE																			

## 2024-25 CINCINNATI WOMEN'S BASKETBALL

GAME  
13

## CINCINNATI 66, #11 TCU 81

Jan. 4, 2025 | Fort Worth, Texas | Schollmaier Arena

Official Basketball Box Score - Final  
**Cincinnati at TCU**  
01/04/25 Ed and Rae Schollmaier Arena, Fort Worth  
2024-25 Women's BasketballGame Time: 7:00 PM  
Game Duration: 1:53  
Attendance: 3,627

Officials: Brian Garland, Cameron Inouye, Tiffany Bird

Cincinnati - 66 Record: 9-4 (1-2)

NO. Name	Min	FG M-A	3P M-A	FT M-A	Rebounds OR DR TOT	Fouls PF FD	TP	AS	TO	ST	Blocks BS BA	+/-
20 Jillian Hayes	F 36:44	8-13	0-0	4-5	1 7 8	2 6	20	3	2	1	0 0	-10
25 Alliance Ndiba	F 24:04	4-5	0-0	1-2	4 1 5	5 1	9	0	0	0	2 1	1
2 Tineya Hylton	G 29:57	2-9	0-4	0-1	1 3 4	2 2	4	3	4	1	0 0	-1
3 Reagan Jackson	G 29:37	3-9	2-3	2-2	0 1 1	1 3	10	2	2	0	0 1	-22
34 A'riel Jackson	G 26:06	2-4	0-1	0-0	0 0 0	4 0	4	4	1	0	0 0	-6
0 Chloe Mann	14:37	3-8	2-7	0-0	0 1 1	0 1	8	0	2	0	1 1	-9
10 Brianna Byars	10:34	0-1	0-0	1-2	1 0 1	4 1	1	1	0	0	0 0	-6
33 Delaney Snyder	05:34	0-0	0-0	0-0	0 0 0	1 0	0	0	0	0	0 0	-8
7 Abby Holtman	12:60	2-2	2-2	2-2	0 1 0	1 0	3	8	1	0	0 0	-2
14 Ramiyah Byrd	02:17	0-0	0-0	0-0	0 0 0	0 0	0	0	0	0	0 0	-4
5 Daylee Dunn	07:30	1-3	0-1	0-0	0 1 1	2 0	2	0	1	0	0 0	7
Team					1 1 2		0	1				
Totals		25-54	6-18	10-14	8 16 24	21 17	66	14	13	3	3 4	-15

Technical Fouls: NONE

Shooting By Period
1 <sup>st</sup> FG% 9-16 56.3%
3PT% 0-3 0.0%
FT% 0-0 0%
2 <sup>nd</sup> FG% 7-13 53.8%
3PT% 3-6 50.0%
FT% 0-0 0%
3 <sup>rd</sup> FG% 3-12 25.0%
3PT% 1-4 25.0%
FT% 5-7 71.4%
4 <sup>th</sup> FG% 6-13 46.2%
3PT% 2-5 40.0%
FT% 5-7 71.4%
GM FG% 25-54 46.3%
3PT% 6-18 33.3%
FT% 10-14 71.4%

Dead Ball Rebounds: 2, 1

TCU - 81

Record: 15-1 (3-0)

NO. Name	Min	FG M-A	3P M-A	FT M-A	Rebounds OR DR TOT	Fouls PF FD	TP	AS	TO	ST	Blocks BS BA	+/-
13 Sedona Prince	C 35:51	9-12	0-0	3-4	1 5 6	2 6	21	1	4	1	2 0	17
2 Madison Conner	G 36:51	8-15	6-9	7-8	0 4 4	3 6	29	7	3	1	0 0	23
4 Donovan Hunter	G 24:35	1-2	0-0	2-2	1 2 3	1 2	4	2	0	1	0 0	12
10 Hailey Van Lith	G 33:38	2-8	1-5	2-2	1 1 2	2 4	7	5	4	0	0 1	4
21 Agnes Emma-Nnopus	G 35:09	4-6	2-3	0-0	0 4 4	2 1	10	3	0	0	1 0	10
1 Taylor Bigby	24:56	3-8	0-1	1-2	2 1 3	5 1	7	2	2	1	0 2	6
23 Aaliyah Roberson	09:00	1-1	0-0	1-1	0 0 0	2 1	3	1	0	1	1 0	3
Team					2 5 7		0	0				
Totals		26-52	9-18	16-19	7 22 29	17 21	81	21	13	5	4 3	15

Technical Fouls: NONE

Shooting By Period
1 <sup>st</sup> FG% 9-16 56.3%
3PT% 2-4 50.0%
FT% 2-3 66.7%
2 <sup>nd</sup> FG% 7-12 58.3%
3PT% 2-5 40.0%
FT% 3-4 75%
3 <sup>rd</sup> FG% 7-12 58.3%
3PT% 3-5 60.0%
FT% 6-6 100%
4 <sup>th</sup> FG% 5-12 41.7%
3PT% 2-4 50.0%
FT% 5-6 83.3%
GM FG% 28-52 53.8%
3PT% 9-18 50.0%
FT% 16-19 84.2%

Dead Ball Rebounds: 2, 1

	UC	TCU
Biggest lead	4 (1 <sup>st</sup> 7:50)	19 (3 <sup>rd</sup> 0:46)
Best Scoring Run	7 (4 <sup>th</sup> 4:08)	8 (3 <sup>rd</sup> 1:48)
Lead Changes	7	
Times Tied	4	
Time with Lead	07:22	30:22

Points from	UC	TCU
Turnovers	5	21
Paint	22	36
Second Chance	5	9
Fast Breaks	4	22
Bench	19	10

Period by Period Scoring					
	1st	2nd	3rd	4th	TOT
UC	18	17	12	19	66
TCU	22	19	23	17	81

GAME  
14

## CINCINNATI 48, OKLAHOMA STATE 64

Jan. 8, 2025 | Cincinnati, Ohio | Fifth Third Arena

Official Basketball Box Score - Final  
**Oklahoma St. at Cincinnati**  
01/08/25 Fifth Third Arena, Cincinnati  
2024-25 Women's BasketballGame Time: 6:30 PM  
Game Duration: 1:46  
Attendance: 701

Officials: Brenda Pantajo, Maggie Tieman, Kristen Bell

Oklahoma St. - 64

Record: 13-2 (3-1)

NO. Name	Min	FG M-A	3P M-A	FT M-A	Rebounds OR DR TOT	Fouls PF FD	TP	AS	TO	ST	Blocks BS BA	+/-
34 Terin Magassa	C 21:24	4-9	0-0	0-0	1 4 5	1 0	8	0	0	0	2 0	7
3 Micah Gray	G 24:53	2-6	1-4	0-0	0 3 3	1 1	5	2	3	0	0 0	-5
4 Anna Gret Asi	G 21:21	1-7	0-5	0-0	1 1 0	0 1	0	2	1	4	0 0	-1
25 Alexia Smith	G 33:12	5-7	0-0	2-5	1 3 4	0 5	12	3	4	1	0 0	16
32 Stallee Heard	G 37:15	8-18	3-8	2-4	3 10 13	1 3	21	4	3	5	0 2	22
6 Jadyin Wooten	21:34	1-4	0-1	2-2	0 3 3	3 1	4	2	3	1	0 0	19
22 Macey Huard	19:00	2-5	2-4	2-2	1 3 4	3 2	8	0	1	0	0 0	17
24 Praise Egharevba	14:17	2-3	0-0	0-1	2 6 8	1 3	4	0	0	1	0 1	13
11 Rylee Langerman	02:45	0-0	0-0	0-0	1 0 1	0 0	0	0	1	1	0 0	-6
20 Stacie Jones	04:19	0-2	0-0	0-0	0 0 0	0 0	0	0	0	0	0 0	-4
Team					4 3 7		0	2				
Totals		25-61	6-22	8-14	13 36 49	10 15	64	12	21	9	2 4	16

Technical Fouls: NONE

Shooting By Period
1 <sup>st</sup> FG% 6-19 31.6%
3PT% 0-9 0.0%
FT% 0-0 0%
2 <sup>nd</sup> FG% 6-11 54.5%
3PT% 2-3 66.7%
FT% 0-1 0%
3 <sup>rd</sup> FG% 7-20 35.0%
3PT% 2-6 33.3%
FT% 1-2 50%
4 <sup>th</sup> FG% 6-11 54.5%
3PT% 2-4 50.0%
FT% 7-11 63.6%
GM FG% 25-61 41.0%
3PT% 6-22 27.3%
FT% 8-14 57.1%

Dead Ball Rebounds: 6, 1

Cincinnati - 48

Record: 9-5 (1-3)

NO. Name	Min	FG M-A	3P M-A	FT M-A	Rebounds OR DR TOT	Fouls PF FD	TP	AS	TO	ST	Blocks BS BA	+/-
20 Jillian Hayes	F 29:18	6-14	0-0	2-3	3 5 8	3 3	14	1	1	1	1 2	-9
25 Alliance Ndiba	F 24:23	2-5	0-0	1-2	2 4 6	1 2	5	0	2	2	1 0	-1
2 Tineya Hylton	G 33:54	2-12	0-3	4-4	0 4 4	2 3	8	3	5	6	0 0	-14
3 Reagan Jackson	G 28:40	1-9	0-5	0-0	0 1 1	0 1	2	2	0	1	0 0	-11
34 A'riel Jackson	G 32:51	6-14	3-7	0-0	0 3 3	3 1	15	1	1	1	0 0	-9
0 Chloe Mann	11:49	1-5	0-1	0-0	0 0 0	4 0	2	0	0	0	0 0	-10
10 Brianna Byars	15:59	0-1	0-0	0-0	2 2 2	1 0	0	0	2	0	1 0	-20
33 Delaney Snyder	02:58	0-0	0-0	0-0	0 1 1	1 0	0	0	0	0	0 0	-2
7 Abby Holtman	06:45	0-0	0-0	0-0	0 0 0	0 0	0	1	2	0	0 0	-5
5 Daylee Dunn	06:01	0-1	0-1	0-0	0 2 2	0 0	0	0	0	0	0 0	-1
14 Ramiyah Byrd	07:22	1-3	0-0	0-0	1 0 1	0 0	2	0	0	0	1 0	0
Team					1 1 2		0	0				
Totals		19-64	3-17	7-9	7 23 30	15 10	48	8	13	11	4 2	-16

Technical Fouls: NONE

Shooting By Period
1 <sup>st</sup> FG% 3-12 25.0%
3PT% 0-4 0.0%
FT% 3-4 75%
2 <sup>nd</sup> FG% 6-17 35.3%
3PT% 1-2 50.0%
FT% 1-2 50%
3 <sup>rd</sup> FG% 6-22 27.3%
3PT% 1-5 20.0%
FT% 1-1 100%
4 <sup>th</sup> FG% 4-13 30.8%
3PT% 1-6 16.7%
FT% 2-2 100%
GM FG% 19-64 29.7%
3PT% 3-17 17.6%
FT% 7-9 77.8%

Dead Ball Rebounds: 3, 0

	OSU	CIN
Biggest lead	16 (4 <sup>th</sup> 0:39)	2 (1 <sup>st</sup> 9:03)
Best Scoring Run	9 (3 <sup>rd</sup> 1:39)	8 (2 <sup>nd</sup> 2:09)
Lead Changes	5	
Times Tied	5	
Time with Lead	33:21	02:46

Points from	OSU	CIN
Turnovers	13	19
Paint	32	18
Second Chance	7	7
Fast Breaks	16	11
Bench	16	4

Period by Period Scoring					
	1st	2nd	3rd	4th	TOT
OSU	12	14	17	21	64
CIN	9	14	14	11	48

GAME  
15

## CINCINNATI 64, UCF 58

Jan. 11, 2025 | Orlando, Fla. | Addition Financial Arena

Official Basketball Box Score - Final  
**Cincinnati at UCF**  
01/11/25 Addition Financial Arena, Orlando  
2024-25 Women's BasketballGame Time: 2:00 PM  
Game Duration: 2:07  
Attendance: 1,425

Officials: Michael McConnell, Nykesha Thompson, Angelica Sufren

Cincinnati - 64

Record: 10-5 (2-3)

NO. Name	Min	FG M-A	3P M-A	FT M-A	Rebounds OR DR TOT	Fouls PF FD	TP	AS	TO	ST	Blocks BS BA	+/-
20 Jillian Hayes	F 32:24	2-6	0-0	3-4	3 5 8	3 4	7	1	3	3	0 1	11
25 Alliance Ndiba	F 25:23	3-3	0-0	2-4	4 3 7	3 2	8	0	1	0	2 0	-1
2 Tineya Hylton	G 28:53	5-11	1-5	6-9	4 3 7	3 7	17	1	3	3	0 0	11
3 Reagan Jackson	G 22:19	3-11	3-10	0-0	0 1 1	0 0	9	1	0	1	0 0	3
34 A'riel Jackson	G 28:48	3-9	0-3	0-0	0 2 2	1 0	6	1	5	1	0 0	-4
0 Chloe Mann	26:48	3-14	2-6	6-8	1 1 2	0 6	14	1	2	0	2 0	-5
10 Brianna Byars	13:17	0-1	0-0	0-0	0 0 0	0 0	0	0	2	0	0 0	-1
7 Abby Holtman	05:41	0-2	0-2	0-0	1 1 2	0 2	0	0	1	0	0 0	-2
14 Ramiyah Byrd	04:16	0-0	0-0	0-0	0 0 0	0 0	0	0	1	0	0 0	2
33 Delaney Snyder	07:08	1-1	0-0	1-3	1 1 2	2 2	3	0	0	0	0 0	0
5 Daylee Dunn	05:03	0-1	0-1	0-0	0 0 0	0 0	1	0	0	0	0 0	2
Team					3 3 6		0	0				
Totals		20-59	6-27	18-27	17 20 37	13 23	64	6	18	10	2 3	6

Technical Fouls: NONE

Shooting By Period
1 <sup>st</sup> FG% 5-18 27.8%
3PT% 0-7 0.0%
FT% 0-1 0%
2 <sup>nd</sup> FG% 5-14 35.7%
3PT% 2-8 25.0%
FT% 4-7 57.1%
3 <sup>rd</sup> FG% 5-12 41.7%
3PT% 3-7 42.9%
FT% 6-8 75%
4 <sup>th</sup> FG% 5-15 33.3%
3PT% 1-5 20.0%
FT% 8-11 72.7%
GM FG% 20-59 33.9%
3PT% 6-27 22.2%
FT% 18-27 66.7%

Dead Ball Rebounds: 5, 0

UCF - 58

Record: 7-8 (0-5)

NO. Name	Min	FG M-A	3P M-A	FT M-A	Rebounds OR DR TOT	Fouls PF FD	TP	AS	TO	ST	Blocks BS BA	+/-
35 Khyala Ngodu	C 21:52	1-4	0-0	4-6	2 5 7	2 4	6	0	0	1	0 0	-4
3 Kaitlin Peterson	G 37:18	7-14	1-6	1-2	0 2 2	1 3	16	1	3	4	0 1	-4
8 Nevaeh Brown	G 21:17	0-5	0-2	0-0	0 2 2	3 0	0	1	2	0	0 0	-15
12 Emely Rodriguez	G 24:05	5-7	0-0	1-2	3 1 4	3 1	11	1	5	2	1 0	-5
24 Ally Stedman	G 25:45	3-6	1-1	0-0	0 2 2	4 0	7	1	2	2	1 0	3



## 2024-25 CINCINNATI WOMEN'S BASKETBALL

GAME  
17

## CINCINNATI 62, ARIZONA 72

Jan. 22, 2025 | Tucson, Ariz. | McKale Memorial Center

Official Basketball Box Score - Final  
Cincinnati at Arizona  
01/22/25 McKale Center, Tucson  
2024-25 Women's BasketballGame Time: 6:00 PM  
Game Duration: 1:55  
Attendance: 6,371

Officials: Eric Brewton, Tiffany Bird, Julie Krommenhoek

Cincinnati - 62

Record: 11-6 (3-4)

NO.	Name	Min	FG M-A	3P M-A	FT M-A	Rebounds OR DR TOT	Fouls PF FD	TP	AS	TO	ST	Blocks BS BA	+/-				
20	Jillian Hayes	F 37:04	6-16	0-1	8-11	6	7	13	2	11	20	2	1	1	0	-8	
25	Alliance Ndiba	F 22:15	1-5	0-0	0-0	3	5	8	1	0	2	1	0	0	0	-10	
2	Tinaya Hylton	G 34:28	10-22	2-7	3-4	1	1	2	4	3	25	1	4	2	0	-5	
3	Reagan Jackson	G 28:23	3-6	1-3	0-0	0	0	0	2	1	7	3	2	1	0	-1	
34	A'riel Jackson	G 24:33	0-6	0-0	0-0	5	0	5	1	1	0	3	1	1	0	0	
0	Chloe Mann	26:51	3-13	2-3	0-0	0	2	2	1	3	8	0	0	2	0	-14	
5	Daylee Dunn	06:09	0-1	0-1	0-0	0	1	1	0	0	0	0	0	0	0	-7	
10	Brianna Byars	04:09	0-0	0-0	0-2	0	0	0	0	1	0	0	2	0	0	0	
33	Delaney Snyder	08:05	0-0	0-0	0-0	1	1	2	1	0	0	0	0	0	0	-11	
7	Abby Holtman	06:10	0-0	0-0	0-0	0	2	2	0	0	1	0	0	0	0	3	
14	Ramiyah Byrd	01:54	0-1	0-0	0-0	1	0	1	1	0	0	0	0	0	0	1	
Team						1	1	2			0						
Totals			23-70	5-15	11-17	18	20	38	13	20	62	11	10	7	1	1	-10

Technical Fouls: NONE

Shooting By Period	1st	2nd	3rd	4th	FT	GM FG	3PT	FT
1st FG%	1-5	6.7%						
3PT%	0-2	0.0%						
2nd FG%	8-18	44.4%						
3PT%	2-3	66.7%						
FT%	2-3	66.7%						
3rd FG%	9-20	45.0%						
3PT%	1-3	33.3%						
FT%	5-10	50%						
4th FG%	5-17	29.4%						
3PT%	2-7	28.6%						
FT%	4-10	100%						
GM FG%	23-70	32.9%						
3PT%	5-15	33.3%						
FT%	11-17	64.7%						

Dead Ball Rebounds: 2, 0

Arizona - 72

Record: 13-8 (4-4)

NO. Name	Min	FG M-A	3P M-A	FT M-A	Rebounds OR DR TOT	Fouls PF FD	TP	AS	TO	ST	Blocks BS BA	+/-
25 Brea Cunningham	F 28:11	4-8	0-0	1-4	2 13 15	3 2 9	1	2	1	0	0	7
33 Isis Beh	F 23:57	2-5	1-1	0-0	2 3 5	4 0 5	1	0	2	0	0	13
2 Jada Williams	G 35:38	5-12	2-8	2-2	0 4 4	2 6 14	4	5	0	0	0	10
13 Mallien Rolf	G 23:04	3-4	0-1	0-0	0 2 2	4 1 6	2	2	0	0	0	10
23 Paulina Paris	G 24:58	3-8	2-5	2-3	0 2 2	1 1 10	2	1	2	0	0	0
1 Lauryn Swann	14:39	4-7	2-3	0-0	0 1 1	0 10 2	1	0	1	0	1	2
12 Montaya Dew	22:11	1-4	0-1	0-0	1 1 2	2 0 2	2	3	0	1	0	1
34 Katarina Knezevic	05:05	0-0	0-0	0-0	0 0 0	1 0 0	0	1	0	0	0	-5
0 Erin Tack	03:15	0-0	0-0	0-0	0 0 0	2 0 0	0	0	0	0	0	-1
4 Skylar Jones	16:36	6-8	2-3	2-2	1 4 5	1 3 16	2	2	0	0	0	3
24 Jorynn Ross	02:27	0-0	0-0	0-0	1 0 1	0 0 0	0	0	0	0	0	0
Team					3 1 4		0	0				
Totals		28-56	9-22	7-11	10 31 41	20 13 72	16	17	5	1	1	10

Technical Fouls: NONE

Shooting By Period	1st	2nd	3rd	4th	FT	GM FG	3PT	FT
1st FG%	6-12	50.0%						
3PT%	3-4	75.0%						
FT%	0-2	0.0%						
2nd FG%	7-16	43.8%						
3PT%	3-7	42.9%						
FT%	0-0	0.0%						
3rd FG%	7-14	50.0%						
3PT%	1-6	16.7%						
FT%	6-7	85.7%						
4th FG%	8-14	57.1%						
3PT%	2-5	40.0%						
FT%	1-2	50%						
GM FG%	28-56	50.0%						
3PT%	9-22	40.9%						
FT%	7-11	63.6%						

Dead Ball Rebounds: 2, 2

	Cincy	Ariz
Biggest lead	0 (1st 10:00)	16 (2nd 7:09)
Best Scoring Run	5 (2nd 5:15)	13 (1st 2:58)
Lead Changes	0	0
Times Tied	0	0
Time with Lead	00:00	39:02

Points from	Cincy	Ariz
Turnovers	13	10
Paint	26	30
Second Chance	12	2
Fast Breaks	13	11
Bench	8	28

Period by Period Scoring	1st	2nd	3rd	4th	TOT
Cincy	2	20	24	16	62
Ariz	15	17	21	19	72

GAME  
18

## CINCINNATI 73, ARIZONA STATE 66

Jan. 25, 2025 | Tempe, Ariz. | Desert Financial Arena

Official Basketball Box Score - Final  
Cincinnati at Arizona St.  
01/25/25 Desert Financial Arena, Tempe  
2024-25 Women's BasketballGame Time: 4:00 PM  
Game Duration: 2:14  
Attendance: 12,762

Officials: Michol Murray, Doug Knight, Kelly Broomfield

Cincinnati - 73

Record: 1-6 (4-4)

NO. Name	Min	FG M-A	3P M-A	FT M-A	Rebounds OR DR TOT	Fouls PF FD	TP	AS	TO	ST	Blocks BS BA	+/-
20 Jillian Hayes	F 36:22	6-18	0-0	13-21	1 8 9	3 11 25	4	1	5	0	2	8
25 Alliance Ndiba	F 08:45	1-2	0-0	0-0	1 7 8	0 1 2	0	1	0	0	0	8
0 Chloe Mann	G 27:36	4-10	3-6	6-9	3 0 3	5 5 17	5	0	1	1	0	21
2 Tinaya Hylton	G 31:54	3-9	1-3	4-4	0 1 1	3 6 11	1	5	0	0	0	5
3 Reagan Jackson	G 24:48	1-4	1-4	2-2	0 2 2	0 2 5	2	0	1	0	0	-2
14 Ramiyah Byrd	05:51	0-0	0-0	0-0	1 0 1	0 1 0	0	0	0	0	1	0
34 A'riel Jackson	23:20	2-6	0-2	3-4	3 2 5	3 4 7	2	0	0	0	0	10
10 Brianna Byars	16:17	1-4	0-0	0-0	0 1 1	1 2 2	0	0	2	0	1	1
7 Abby Holtman	05:17	0-2	0-0	0-0	0 0 0	0 0 0	0	0	1	0	0	-1
33 Delaney Snyder	11:43	2-5	0-0	0-0	5 1 6	2 1 4	0	1	0	1	1	-4
5 Daylee Dunn	08:07	0-1	0-1	0-0	0 0 0	1 0 0	0	0	0	0	0	-12
Team					2 2 4		0	0				
Totals		20-61	5-16	28-39	16 24 40	18 33 73	14	9	10	3	5	7

Technical Fouls: NONE

Shooting By Period	1st	2nd	3rd	4th	FT	GM FG	3PT	FT
1st FG%	4-20	20.0%						
3PT%	1-6	16.7%						
FT%	3-5	60%						
2nd FG%	6-15	40.0%						
3PT%	1-2	50.0%						
FT%	3-6	50%						
3rd FG%	3-13	23.1%						
3PT%	2-6	33.3%						
FT%	8-11	72.7%						
4th FG%	7-13	53.8%						
3PT%	1-2	50.0%						
FT%	14-17	82.4%						
GM FG%	20-61	32.8%						
3PT%	5-16	31.3%						
FT%	28-39	71.8%						

Dead Ball Rebounds: 7, 0

Arizona St. - 66

Record: 8-13 (2-7)

NO. Name		Min	FG M-A	3P M-A	FT M-A	Reb OR DR TOT	Fouls PF FD	TP	AS	TO	ST	Blocks BS BA	+/-
0 Kennedy Basham	F	22:46	0-3	0-0	4-4	1 2 3	4 2	4	1	1	0	4	1
32 Nevaeh Parkinson	C	24:42	3-6	0-0	0-1	0 6 6	5 2 6	0	0	0	0	0	-11
4 Jyah Lovett	G	28:43	0-7	0-1	0-0	0 1 0	4 0 0	0	0	0	0	0	-12
10 Kennedy Fauntleroy	G	25:45	5-9	3-6	3-3	0 1 1	4 2 16	2	2	3	0	0	7
23 Jalyin Brown	G	37:16	6-16	1-3	12-12	2 7 9	5 9 25	2	8	1	0	0	-5
3 Tyi Skinner		21:57	5-8	2-2	0-2	0 4 4	4 2 12	4	3	0	0	0	-6
7 Jazion Jackson		20:56	0-0	0-0	0-2	3 2 5	4 1 0	1	0	2	0	0	-5
12 Makayla Moore		14:46	1-3	1-2	0-0	1 2 3	2 0 3	0	2	3	0	0	-5
15 Heavenly Greer		03:09	0-0	0-0	0-0	0 1 1	0 0 0	0	0	0	0	1	-1
Team						3 4 7	0	0	0	0			
Totals			20-52	7-14	19-24	11 29 40	33 18 66	11	19	6	5	3	-7
Technical Fouls: NONE													

Technical Fouls: NONE

Shooting By Period	1st	2nd	3rd	4th	FT	GM FG	3PT	FT
1st FG%	5-14	35.7%						
3PT%	1-4	25.0%						
FT%	1-1	100%						
2nd FG%	4-11	36.4%						
3PT%	2-3	66.7%						
FT%	10-12	83.3%						
3rd FG%	7-11	63.6%						
3PT%	3-4	75.0%						
FT%	4-4	100%						
4th FG%	4-16	25.0%						
3PT%	1-3	33.3%						
FT%	4-7	57.1%						
GM FG%	20-52	38.5%						
3PT%	7-14	50.0%						
FT%	19-24	79.2%						

Dead Ball Rebounds: 2, 0

	CIN	ASU
Biggest lead	7 (4th 0:01)	11 (3rd 0:22)
Best Scoring Run	12 (4th 0:15)	10 (3rd 3:59)
Lead Changes	6	0
Times Tied	10	0
Time with Lead	08:44	23:45

Points from	CIN	ASU
Turnovers	19	9
Paint	22	20
Second Chance	13	6
Fast Breaks	8	14
Bench	13	15

Period by Period Scoring	1st	2nd	3rd	4th	TOT
CIN	12	16	16	29	73
ASU	12	20	21	13	66

GAME  
19

## CINCINNATI 73, HOUSTON 65

Jan. 29, 2025 | Cincinnati, Ohio | Fifth Third Arena

Official Basketball Box Score - Final  
Houston at Cincinnati  
01/29/25 Fifth Third Arena, Cincinnati  
2024-25 Women's BasketballGame Time: 6:30 PM  
Game Duration: 2:05  
Attendance: 1,495

Officials: Felicia Grinter, Brian Hall, Jamie Broderick

Houston - 65

## 2024-25 CINCINNATI WOMEN'S BASKETBALL

GAME  
21

## CINCINNATI 52, IOWA STATE 72

Feb. 5, 2025 | Cincinnati, Ohio | Fifth Third Arena

Official Basketball Box Score - Final  
**Iowa St. at Cincinnati**  
02/05/25 Fifth Third Arena, Cincinnati  
2024-25 Women's BasketballGame Time: 6:30 PM  
Game Duration: 1:47  
Attendance: 1,841

Officials: Maj Forsberg, Cameron Inouye, Ashlee Goode

Iowa St. - 72

Record: 16-9 (7-5)

NO. Name	Min	FG M-A	3P M-A	FT M-A	Rebounds OR DR TOT	Fouls PF FD	TP	AS	TO	ST	Blocks BS BA	+
24 Addy Brown	F 36:47	3-14	0-6	3-4	2 11 13	1 4	9	7	5	1	0	27
55 Audi Crooks	C 31:03	7-12	0-0	4-4	1 5 6	2 5	18	0	0	0	1	22
2 Arianna Jackson	G 32:54	5-9	4-8	3-4	1 4 5	2 3	17	3	0	0	0	21
11 Emily Ryan	G 17:50	3-5	2-2	0-0	0 3 3	4 0	8	4	2	1	0	17
23 Kelsey Joens	G 36:33	4-8	2-6	1-1	3 6 9	3 3	11	1	0	1	0	18
3 Alisa Williams	05:27	1-3	0-0	0-0	0 2 2	0 0	2	0	0	0	0	-1
32 Ali Tanke	17:56	2-6	2-5	0-0	0 2 2	0 0	6	1	0	0	0	7
22 Reagan Wilson	14:54	0-0	0-0	1-3	0 0 0	3 1	1	0	2	1	0	-6
6 Lily Hansford	04:26	0-0	0-0	0-0	0 0 0	2 0	0	0	0	0	0	-2
9 Lilly Taulelei	02:10	0-0	0-0	0-0	0 0 0	1 0	0	0	1	0	0	-3
Team					1 3 4		0		0			
Totals		25-57	10-27	12-16	8 36 44	18 16	72	16	11	4	1 2	20

Technical Fouls: NONE

Shooting By Period	1st	2nd	3rd	4th	OT
1st FG%	7-16	43.8%			
3PT%	4-10	40.0%			
FT%	1-1	100%			
2nd FG%	5-14	35.7%			
3PT%	1-7	14.3%			
FT%	5-7	71.4%			
3rd FG%	6-13	46.2%			
3PT%	1-4	25.0%			
FT%	5-6	83.3%			
4th FG%	7-14	50.0%			
3PT%	4-6	66.7%			
FT%	1-2	50%			
GM FG%	25-57	43.9%			
3PT%	10-27	37.0%			
FT%	12-16	75.0%			

Dead Ball Rebounds: 2, 0

Cincinnati - 52

Record: 13-8 (5-6)

NO. Name	Min	FG M-A	3P M-A	FT M-A	Rebounds OR DR TOT	Fouls PF FD	TP	AS	TO	ST	Blocks BS BA	+
20 Jillian Hayes	F 32:14	5-12	0-0	2-2	2 4 6	4 5	12	3	3	2	1	-17
33 Delaney Snyder	C 21:12	0-3	0-1	0-4	2 3 5	4 3	0	0	0	0	1	-13
0 Chloe Mann	G 28:07	1-8	0-3	3-6	0 4 4	3 5	5	1	1	2	0	-6
2 Tineya Hylton	G 23:27	3-12	1-5	2-2	2 2 4	4 1	9	1	0	0	0	-23
3 Reagan Jackson	G 31:11	4-10	4-9	3-5	0 2 2	0 2	15	1	1	0	0	-14
10 Brianna Byars	21:21	0-0	0-0	0-0	0 4 4	1 0	0	1	1	0	0	-2
4 A'riel Jackson	26:38	1-6	1-4	2-2	1 0 1	0 2	5	2	0	0	0	-14
7 Abby Holtman	10:30	2-3	2-3	0-0	0 2 2	0 0	6	0	1	1	0	-5
14 Ramiyah Byrd	03:20	0-1	0-0	0-0	0 0 0	0 0	0	0	0	0	0	-6
Team					0 4 4		0		0			
Totals		16-55	8-25	12-21	7 25 32	16 18	52	12	9	5	2 1	-20

Technical Fouls: NONE

Shooting By Period	1st	2nd	3rd	4th	OT
1st FG%	3-15	20.0%			
3PT%	3-11	27.3%			
FT%	2-4	50%			
2nd FG%	4-13	30.8%			
3PT%	2-6	33.3%			
FT%	2-3	66.7%			
3rd FG%	4-16	25.0%			
3PT%	2-5	40.0%			
FT%	2-4	50%			
4th FG%	5-11	45.5%			
3PT%	1-3	33.3%			
FT%	6-10	60%			
GM FG%	16-55	29.1%			
3PT%	8-25	32.0%			
FT%	12-21	57.1%			

Dead Ball Rebounds: 5, 1

	ISU	CIN	Points from Turnovers	ISU	CIN	Period by Period Scoring					
Biggest lead	25 (4 <sup>th</sup> 6:05)	0 (1 <sup>st</sup> 10:00)	Paint	10	12	1st	2nd	3rd	4th	TOT	
Best Scoring Run	8 (1 <sup>st</sup> 4:59)	6 (3 <sup>rd</sup> 2:54)	Second Chance	26	12	ISU	19	16	18	19	72
Lead Changes	0	0	Fast Breaks	15	8	CIN	11	12	12	17	52
Times Tied	0	0	Bench	2	8						
Time with Lead	39:24	00:00		9	11						

GAME  
22

## CINCINNATI 78, KANSAS 74 (OT)

Feb. 8, 2025 | Cincinnati, Ohio | Fifth Third Arena

Official Basketball Box Score - Final  
**Kansas at Cincinnati**  
02/08/25 Fifth Third Arena, Cincinnati  
2024-25 Women's BasketballGame Time: 12:00 PM  
Game Duration: 2:19  
Attendance: 1,980

Officials: Natasha Camy, Kevin Peltat, Tim Daley

Kansas - 74

Record: 14-10 (4-9)

NO. Name	Min	FG M-A	3P M-A	FT M-A	Rebounds OR DR TOT	Fouls PF FD	TP	AS	TO	ST	Blocks BS BA	+
24 Regan Williams	F 15:54	5-5	0-0	0-0	1 2 3	5 0	10	1	1	0	2	8
6 Laia Conesa	G 38:44	2-7	0-3	0-0	0 6 6	4 1	4	3	5	3	0	-5
12 S'Mya Nichols	G 31:27	4-6	1-1	8-8	0 1 1	5 8	17	4	5	1	0	-2
21 Elle Evans	G 42:54	10-17	6-12	4-5	3 1 4	1 5	30	0	0	0	0	-3
22 Santa Copeland	G 39:57	1-4	0-2	0-0	0 1 1	2 1	2	3	3	0	0	-1
23 Brittany Harshaw	24:46	1-5	0-3	2-2	0 3 3	3 1	4	2	0	0	2	-5
33 Nadira Etayeb	14:36	2-2	0-0	0-0	1 2 3	5 0	4	1	2	0	1	-6
16 Carla Osma	12:14	1-3	0-0	0-0	0 1 1	0 1	2	0	2	0	0	-8
14 Danai Papadopolou	04:22	0-0	0-0	0-0	0 1 1	0 0	1	0	0	1	0	1
15 Zoe Canfield	00:06	0-0	0-0	1-2	0 0 0	1 0	0	0	0	0	0	1
Team					0 3 3		0		0			
Totals		26-49	7-21	15-17	5 21 26	26 17	74	15	18	4	6 1	-4

Technical Fouls: NONE

Shooting By Period	1st	2nd	3rd	4th	OT
1st FG%	5-11	45.5%			
3PT%	0-4	0.0%			
FT%	4-4	100%			
2nd FG%	6-10	60.0%			
3PT%	5-8	62.5%			
FT%	4-4	100%			
3rd FG%	5-11	45.5%			
3PT%	1-5	20.0%			
FT%	0-1	0%			
4th FG%	9-14	64.3%			
3PT%	1-3	33.3%			
FT%	4-4	100%			
OT FG%	1-3	33.3%			
3PT%	0-1	0.0%			
FT%	3-4	75%			
GM FG%	26-49	53.1%			
3PT%	7-21	33.3%			
FT%	15-17	88.2%			

Dead Ball Rebounds: 1, 2

Cincinnati - 78

Record: 14-8 (6-6)

NO. Name	Min	FG M-A	3P M-A	FT M-A	Rebounds OR DR TOT	Fouls PF FD	TP	AS	TO	ST	Blocks BS BA	+
20 Jillian Hayes	F 26:40	5-10	0-0	6-7	5 4 9	5 4	16	4	2	0	1 2	8
0 Chloe Mann	G 23:19	1-4	0-2	0-0	0 2 2	2 5	2	2	2	1	0	0
2 Tineya Hylton	G 31:00	7-12	3-4	4-5	2 1 3	4 3	21	2	2	1	0	13
3 Reagan Jackson	G 39:08	5-13	3-10	2-2	0 3 3	0 4	15	4	0	0	0	3
34 A'riel Jackson	G 37:29	5-13	0-3	3-3	2 2 4	2 2	13	4	1	1	0	7
7 Abby Holtman	13:50	1-4	1-3	0-0	1 1 2	2 0	3	0	1	0	1	-5
10 Brianna Byars	27:24	1-1	0-0	2-4	0 2 2	1 3	4	0	0	0	0	-2
33 Delaney Snyder	14:15	1-5	0-0	2-4	3 1 4	2 4	4	0	0	0	1	-8
5 Daylee Dunn	05:30	0-2	0-2	0-0	0 0 0	0 0	0	0	0	0	0	-8
14 Ramiyah Byrd	06:26	0-0	0-0	0-0	0 1 1	0 0	0	0	0	0	0	2
Team					2 2 4		0		3			
Totals		26-64	7-24	19-25	15 19 34	17 26	78	17	12	3	1 6	4

Technical Fouls: NONE

Shooting By Period	1st	2nd	3rd	4th	OT
1st FG%	5-13	38.5%			
3PT%	2-4	50.0%			
FT%	4-5	80%			
2nd FG%	6-18	33.3%			
3PT%	0-5	0.0%			
FT%	1-1	100%			
3rd FG%	7-14	50.0%			
3PT%	2-6	33.3%			
FT%	4-4	100%			
4th FG%	6-13	46.2%			
3PT%	3-7	42.9%			
FT%	5-7	71.4%			
OT FG%	2-6	33.3%			
3PT%	0-2	0.0%			
FT%	5-8	62.5%			
GM FG%	26-64	40.6%			
3PT%	7-24	29.2%			
FT%	19-25	76.0%			

Dead Ball Rebounds: 6, 0

	KANSAS	CIN	Points from	KANSAS	CIN	Period by Period Scoring						
Biggest lead	6 (2 <sup>nd</sup> 1:21)	11 (4 <sup>th</sup> 4:34)	Turnovers	17	19	KANSAS	1st	2nd	3rd	4th	OT	TOT
Best Scoring Run	11 (2 <sup>nd</sup> 1:21)	11 (3 <sup>rd</sup> 5:57)	Paint	34	24		CIN	16	13	20	20	9
Lead Changes	8		Second Chance	11	15							
Times Tied	4		Fast Breaks	2	3							
Time with Lead	07:57	34:30	Bench	11	11							

GAME  
23

## CINCINNATI 53, #14 K-STATE 90

Feb. 12, 2025 | Cincinnati, Ohio | Fifth Third Arena

Official Basketball Box Score - Final  
**Kansas St. at Cincinnati**  
02/12/25 Fifth Third Arena, Cincinnati  
2024-25 Women's BasketballGame Time: 6:30 PM  
Game Duration: 1:50  
Attendance: 1,126

Officials: Melissa Barlow, Nykessa Thompson, Maggie Tieman

Kansas St. - 90

Record: 23-3 (11-2)

NO. Name	Min	FG M-A	3P M-A	FT M-A	Rebounds OR DR TOT	Fouls PF FD	TP	AS	TO	ST	Blocks BS BA	+
2 Temira Poindexter	F 26:59	7-14	3-9	1-1	1 2 3	0 2	18	1	0	1	2	27
12 Kennedy Taylor	F 11:50	3-6	0-0	0-0	1 1 2	2 0	6	0	0	2	0	0
1 Zyanna Walker	G 26:29	3-5	0-0	0-0	0 3 3	2 1	6	4	2	1	0	19
3 Jaelyn Glenn	G 26:33	3-7	2-6	0-0	0 2 2	2 0	8	4	1	0	0	23
4 Serena Sundell	G 32:40	7-10	1-1	6-6	3 3 6	1 5	21	10	1	1	0	35
11 Taryn Sides	28:12	5-13	4-10	3-3	1 11 12	1 1	17	4	2	1	0	34
21 Eliza Maupin	19:18	1-2	0-0	2-4	2 3 5	2 3	4	1	0	0	1	26
30 Gisela Sanchez	15:38	2-5	0-2	2-2	1 4 5	2 2	6	3	2	0	1	8
32 Imani Lester	12:22	2-3	0-0	0-0	1 1 2	2 0	4	1	0	0	2	13
Team					0 1 1		0		1			
Totals		33-65	10-28	14-16	10 31 41	14 14	90	28	9	6	6 1	37

Technical Fouls: NONE

Shooting By Period		
1 <sup>st</sup> FG%	6-16	37.5%
3PT%	3-8	37.5%
FT%	7-7	100%
2 <sup>nd</sup> FG%	8-17	47.1%
3PT%	4-8	50.0%
FT%	0-2	0%
3 <sup>rd</sup> FG%	10-16	62.5%
3PT%	2-8	25.0%
FT%	2-2	100%
4 <sup>th</sup> FG%	9-16	56.3%
3PT%	1-4	25.0%
FT%	5-5	100%
GM FG%	33-65	50.8%
3PT%	10-28	35.8%
FT%	14-16	87.5%

## 2024-25 CINCINNATI WOMEN'S BASKETBALL

GAME  
25

## CINCINNATI 59, TEXAS TECH 56

Feb. 19, 2025 | Lubbock, Texas | United Supermarkets Arena

Official Basketball Box Score - Final  
Cincinnati at Texas Tech  
02/19/25 United Supermarkets Arena, Lubbock, TX  
2024-25 Women's BasketballGame Time: 6:00 PM  
Game Duration: 2:08  
Attendance: 3,800

Officials: Natasha Camy, Michael Price, Kenya Kirkland

Cincinnati - 59

Record: 15-10 (7-8)

NO. Name	Min	FG M-A	3P M-A	FT M-A	Rebounds OR DR TOT	Fouls PF FO	TP	AS	TO	ST	Blocks BS BA	+/
20 Jillian Hayes	F 30:25	2-6	0-1	1-2	2 9 11	4 4 5	2	2	0	4	0	2
33 Delaney Snyder	C 24:04	3-5	0-0	1-2	2 3 5	3 6 7	1	1	0	2	0	5
2 Tineya Hylton	G 30:03	7-15	1-3	6-7	0 3 3	2 6 21	3	4	1	1	1	3
3 Reagan Jackson	G 37:20	6-12	4-9	0-0	0 4 4	2 0 16	0	2	0	0	0	-1
4 A'riel Jackson	G 23:58	2-10	0-4	1-1	0 3 3	2 2 5	1	0	1	0	0	-4
10 Brianna Byars	28:06	0-2	0-1	0-0	2 9 11	4 0 0	0	2	1	1	1	3
5 Daylee Dunn	20:31	1-4	1-3	0-0	1 0 1	2 0 3	0	0	0	0	0	1
14 Ramiyah Byrd	04:59	1-1	0-0	0-0	0 1 1	0 0 0	2	2	0	0	1	0
7 Abby Holtman	00:34	0-0	0-0	0-0	0 0 0	0 0 0	0	0	0	0	0	2
Team					3 0 3		0	2				
Totals		22-55	6-21	9-12	10 32 42	19 18	59	9	13	3	9	3

Technical Fouls: NONE

Shooting By Period	
1 <sup>st</sup> FG%	3-15 20.0%
3PT%	0-6 0.0%
FT%	1-2 50%
2 <sup>nd</sup> FG%	6-15 40.0%
3PT%	2-6 33.3%
FT%	2-2 100%
3 <sup>rd</sup> FG%	7-11 63.6%
3PT%	1-4 25.0%
FT%	5-5 100%
4 <sup>th</sup> FG%	6-14 42.9%
3PT%	3-5 60.0%
FT%	1-3 33.3%
GM FG%	22-55 40.0%
3PT%	6-21 28.6%
FT%	9-12 75.0%

Dead Ball Rebounds: 3, 0

Texas Tech - 56

Record: 14-14 (3-12)

NO. Name	Min	FG M-A	3P M-A	FT M-A	Rebounds OR DR TOT	Fouls PF FO	TP	AS	TO	ST	Blocks BS BA	+/
2 Kilah Freelon	F 25:00	0-4	0-0	3-4	4 3 7	2 5 3	3	0	0	1	2	8
11 Sarengbe Sanogo	F 14:27	1-2	0-0	1-2	4 3 7	5 1 3	0	0	0	1	0	-2
3 Jasmine Shavers	G 34:25	7-19	6-12	2-2	1 5 6	1 2 22	2	3	0	0	2	3
5 Denae Fritz	G 36:57	2-8	1-6	0-0	1 3 4	0 0 5	2	0	3	0	1	-1
20 Bailey Maupin	G 20:08	1-5	1-3	2-2	0 0 0	0 1 5	0	0	0	0	0	2
24 Jada Wynn	15:56	0-3	0-2	0-0	0 1 1	2 1 0	1	0	0	0	0	-7
54 Maya Peat	13:13	0-5	0-0	0-2	1 3 4	3 2 0	0	1	0	0	0	-2
23 Logan Johnson	20:49	2-5	0-0	1-4	1 3 4	3 3 5	1	1	2	0	1	-6
1 Jalynn Bristow	14:02	3-7	1-2	3-4	1 1 2	2 3 10	0	1	1	1	1	-3
8 Adlee Blacklock	05:03	1-4	1-3	0-0	1 1 2	0 1 3	0	0	0	0	0	-7
Team					4 0 4		0	0				
Totals		17-62	10-28	12-20	18 23 41	18 19	56	9	6	7	3	9

Technical Fouls: NONE

Shooting By Period	
1 <sup>st</sup> FG%	5-17 29.4%
3PT%	4-9 44.4%
FT%	0-2 0%
2 <sup>nd</sup> FG%	4-19 21.1%
3PT%	2-10 20.0%
FT%	0-1 0%
3 <sup>rd</sup> FG%	8-16 50.0%
3PT%	4-5 80.0%
FT%	0-1 0%
4 <sup>th</sup> FG%	0-10 0.0%
3PT%	0-4 0.0%
FT%	12-16 75%
GM FG%	17-62 27.4%
3PT%	10-28 35.7%
FT%	12-20 60.0%

Dead Ball Rebounds: 3, 0

	CIN	TTU	Points from Turnovers	CIN	TTU	Period by Period Scoring					
Biggest lead	7 (4 <sup>th</sup> 5:37)	9 (1 <sup>st</sup> 5:51)	10	15		1st	2nd	3rd	4th	TOT	
Best Scoring Run	7 (2 <sup>nd</sup> 7:11)	8 (1 <sup>st</sup> 6:32)	Paint	20	12	CIN	7	16	20	16	59
Lead Changes	13		Second Chance	12	12						
Times Tied	5		Fast Breaks	4	9	TTU	14	10	20	12	56
Time with Lead	17:06	20:24	Bench	5	18						

GAME  
26

## CINCINNATI 65, UTAH 92

Feb. 23, 2025 | Cincinnati, Ohio | Fifth Third Arena

Official Basketball Box Score - Final  
Utah at Cincinnati  
02/23/25 Fifth Third Arena, Cincinnati  
2024-25 Women's BasketballGame Time: 2:00 PM  
Game Duration: 1:40  
Attendance: 2,015

Officials: Lisa Jones, Jesse Dickerson, Xiomara Cruz-Johnson

Utah - 92

Record: 21-6 (12-4)

NO. Name	Min	FG M-A	3P M-A	FT M-A	Rebounds OR DR TOT	Fouls PF FO	TP	AS	TO	ST	Blocks BS BA	+/
21 Maye Touré	F 23:15	7-14	0-1	0-0	2 4 6	2 2 14	1	1	0	2	1	11
22 Jenna Johnson	F 26:46	3-7	0-2	1-1	3 1 4	0 4 7	3	1	2	0	0	21
2 Ines Vieira	G 23:25	0-1	0-1	2-2	0 3 3	3 1 2	5	1	1	0	0	14
5 Gianna Kneepkens	G 28:01	9-14	6-10	1-2	0 4 4	1 3 25	3	0	1	0	0	19
24 Kennady McQueen	G 28:18	5-9	5-8	2-2	0 2 2	2 1 17	4	2	1	0	0	26
3 Brooke Walker	14:49	0-2	0-1	0-0	1 0 1	2 0 0	0	3	3	1	0	9
20 Reese Ross	17:37	5-9	1-2	1-1	2 3 5	5 3 12	3	0	2	0	0	13
23 Maty Wilke	22:03	4-10	4-7	1-2	0 4 4	1 2 13	3	0	0	0	0	18
4 Sam Crispe	11:10	1-1	0-0	0-0	1 1 2	4 0 0	2	0	3	0	0	5
6 Kylie Ray	03:24	0-0	0-0	0-0	0 0 0	0 0 0	0	1	0	1	0	0
15 Alyssa Blanck	01:12	0-0	0-0	0-0	0 0 0	0 0 0	0	0	0	0	0	-1
Team					2 1 3		0	0				
Totals		34-67	16-32	8-10	11 23 34	20 16	92	26	11	9	2	27

Technical Fouls: NONE

Shooting By Period	
1 <sup>st</sup> FG%	11-17 64.7%
3PT%	3-8 37.5%
FT%	1-1 100%
2 <sup>nd</sup> FG%	7-17 41.2%
3PT%	5-7 71.4%
FT%	0-0 0%
3 <sup>rd</sup> FG%	6-17 35.3%
3PT%	2-8 25.0%
FT%	7-9 77.8%
4 <sup>th</sup> FG%	10-16 62.5%
3PT%	6-9 66.7%
FT%	0-0 0%
GM FG%	34-67 50.7%
3PT%	16-32 50.0%
FT%	8-10 80.0%

Dead Ball Rebounds: 3, 1

Cincinnati - 65

Record: 15-11 (7-9)

NO. Name	Min	FG M-A	3P M-A	FT M-A	Rebounds OR DR TOT	Fouls PF FO	TP	AS	TO	ST	Blocks BS BA	+/
20 Jillian Hayes	F 27:59	3-10	0-0	1-2	1 4 5	4 4 7	1	2	0	1	1	-29
33 Delaney Snyder	C 17:10	3-5	0-0	1-2	0 3 3	4 1 7	0	2	0	0	0	-6
2 Tineya Hylton	G 30:52	5-12	2-4	4-5	1 2 3	4 6 16	2	5	1	0	0	-24
3 Reagan Jackson	G 26:57	2-7	1-3	3-4	0 0 0	0 2 0	8	2	0	1	0	-3
34 A'riel Jackson	G 30:27	4-7	0-0	4-4	2 3 5	2 4 12	4	4	1	0	0	-11
0 Chloe Mann	09:59	3-5	0-0	0-0	0 0 0	0 1 6	1	2	0	0	0	-9
5 Daylee Dunn	11:17	0-0	0-0	0-0	0 0 0	0 0 0	0	1	0	0	0	-17
10 Brianna Byars	20:41	1-3	0-1	0-0	1 3 4	2 1 2	0	0	0	0	1	-15
7 Abby Holtman	10:28	1-3	0-1	0-0	1 1 2	0 0 0	2	0	1	0	0	-17
14 Ramiyah Byrd	14:10	2-3	0-1	1-2	2 1 3	0 1 5	0	0	0	0	1	-4
Team					0 3 3		0	0				
Totals		24-55	3-10	14-19	8 20 28	16 20	65	10	17	3	2	27

Technical Fouls: NONE

Shooting By Period	
1 <sup>st</sup> FG%	4-13 30.8%
3PT%	0-1 0.0%
FT%	2-2 100%
2 <sup>nd</sup> FG%	6-12 50.0%
3PT%	1-4 25.0%
FT%	2-2 100%
3 <sup>rd</sup> FG%	8-19 42.1%
3PT%	2-4 50.0%
FT%	7-10 70%
4 <sup>th</sup> FG%	6-11 54.5%
3PT%	0-1 0.0%
FT%	3-5 60%
GM FG%	24-55 43.6%
3PT%	3-10 30.0%
FT%	14-19 73.7%

Dead Ball Rebounds: 4, 1

	UTAH	CINCY	Points from	UTAH	CINCY	Period by Period Scoring					
Biggest lead	30 (4 <sup>th</sup> 1:43)	0 (1 <sup>st</sup> 10:00)	Turnovers	23	10		1st	2nd	3rd	4th	TOT
Best Scoring Run	10(1 <sup>st</sup> 1:53)	5(2 <sup>nd</sup> 5:25)	Paint	36	16	UTAH	26	19	21	26	92
Lead Changes			Second Chance	18	11						
Times Tied	0		Fast Breaks	4	1	CINCY	10	15	25	15	65
Time with Lead	39:27	00:00	Bench	27	15						

GAME  
27

## CINCINNATI 64, #21 OKLAHOMA STATE 74

Feb. 26, 2025 | Stillwater, Okla. | Gallagher-Iba Arena

Official Basketball Box Score - Final  
Cincinnati at Oklahoma St.  
02/26/25 Gallagher-Iba Arena, Stillwater  
2024-25 Women's BasketballGame Time: 6:30 PM  
Game Duration: 1:56  
Attendance: 3,039

Officials: Brian Hall, Michol Murray, Nykhesha Thompson

Cincinnati - 64

Record: 15-12 (7-10)

NO. Name	Min	FG M-A	3P M-A	FT M-A	Rebounds OR DR TOT	Fouls PF FO	TP	AS	TO	ST	Blocks BS BA	+/
20 Jillian Hayes	F 31:02	5-10	0-0	5-7	2 9 11	2 7 15	0	1	2	2	2	-4
33 Delaney Snyder	C 15:31	1-2	0-0	0-0	2 0 2	3 1 2	0	0	0	0	0	-13
2 Tineya Hylton	G 28:51	4-10	0-2	3-4	1 5 6	3 3 11	2	2	1	0	0	-6
3 Reagan Jackson	G 27:23	4-13	2-8	2-3	0 1 1	4 1 12	0	0	1	0	0	-6
4 A'riel Jackson	G 28:07	3-10	0-1	5-6	1 2 3	5 4 11	2	2	2	0	1	-9
0 Chloe Mann	23:05	1-8	1-2	2-4	0 5 5	0 3 5	2	2	0	0	0	-8
10 Brianna Byars	16:11	1-4	0-0	1-2	4 2 6	1 1 3	0	0	1	1	0	-6
14 Ramiyah Byrd	13:00	1-4	0-0	0-0	2 2 2	3 1 2	1	0	0	0	1	0
5 Daylee Dunn	08:54	0-1	0-1	0-0	0 0 0	2 1 0	0	0	0	0	0	2
7 Abby Holtman	07:57	1-2	1-2	0-0	0 2 2	0 1 3	0	0	0	0	0	0
Team					2 2 4		0	1				
Totals		21-66	4-16	18-26	12 30 42	22 22	64	7	9	7	3	5

Technical Fouls: NONE

Shooting By Period	
1 <sup>st</sup> FG%	4-17 23.5%
3PT%	0-2 0.0%
FT%	2-2 100%
2 <sup>nd</sup> FG%	3-12 25.0%
3PT%	1-4 25.0%
FT%	4-6 66.7%
3 <sup>rd</sup> FG%	7-19 36.8%
3PT%	0-2 0.0%
FT%	4-5 80%
4 <sup>th</sup> FG%	7-18 38.9%
3PT%	3-8 37.5%
FT%	8-13 61.5%
GM FG%	21-66 31.8%
3PT%	4-16 25.0%
FT%	18-26 69.2%

Dead Ball Rebounds: 4, 1

Oklahoma St. - 74

Record: 23-5 (13-4)

NO. Name		Min	FG M-A	3P M-A	FT M-A	Rebounds OR DR TOT	Fouls PF FO	TP	AS	TO	ST	Blocks BS BA	+/-
34 Tenin Magassa	C	14:48	3-5	0-0	6-7	0 5 5	5 5 12	1	1	1	1	3	0
3 Micah Gray	G	37:03	5-13	3-9	1-1	1 2 3	1 2 14	1	0	1	0	1	15
4 Anna Gret Asi	G	33:46	4-12	2-7	5-6	0 3 3	0 3 15	4	1	0	1	0	5
25 Alexia Smith	G	22:29	1-2	0-0	8-10	2 5 7	0 5 10	2	2	0	0	0	17
32 Stailae Heard	G	36:01	4-13	1-5	3-4	2 7 9	3 3 12	4	2	0	0	0	14
6 Jadyyn Wooten		21:42			2-5	0 1 1	0 1 1	0	0	0	0	0	0
21 Praiso Egharevba		15:58	0-2	0-0	0-2	6 3 9	5 2 0	0	2	0	0	0	-6
22 Macey Huard		18:13	2-7	2-6	1-2	0 5 5	5 1 7	0	0	1	2	0	-6
Team						1 1 2	0 0	0	0				
Totals			21-59	8-28	24-32	12 36 48	22 22 74	16	13	5	5	3	10
Technical Fouls: NONE													