



BASKETBALL

2020-21 SCHEDULE/RESULTS

DAY/DATE	OPPONENT	TV	TIME/RESULT
Wed./Dec. 2	Lipscomb	ESPN+	W, 67-55
Sun./Dec. 6	Xavier	ESPN	L, 69-77
Wed./Dec. 9	Furman	ESPN+	W, 78-73
Sat./Dec. 12	at No. 12 Tennessee	SEC Network Alternate	L, 56-65
Wed./Dec. 16	USF •	ESPN2	L, 71-74
Sat./Dec. 19	at Georgia	SEC Network	L, 68-83
Tues./Dec. 22	at UCF •	ESPN+	L, 70-75
Sat./Jan. 2	Tulsa •	ESPN+	L, 66-70
Thurs./Jan. 7	at SMU •	ESPNU	W, 76-69
Sun./Jan. 10	at Wichita State •	ESPN2	L, 76-82
Wed./Jan. 13	East Carolina •	ESPN+	Postponed
Wed./Jan. 20	at Temple •	ESPN2	Postponed
Sat./Jan. 23	at Houston •	CBS	Postponed
Wed./Jan. 27	Wichita State •	ESPN+	Postponed
Sat./Jan. 30	at USF •	ESPNU	Postponed
Thurs./Feb. 4	at Temple •	ESPN2	W, 63-60
Sun./Feb. 7	at Tulane •	ESPN+	W, 64-61
Thurs./Feb. 11	at Memphis •	ESPN2	Postponed
Fri./Feb. 13	Temple •	ESPN+	W, 71-69
Sun./Feb. 14	UCF •	ESPN+	W, 69-68
Sun./Feb. 21	at Houston •	ESPN	1 p.m.
Wed./Feb. 24	at Tulsa •	ESPNU	9 p.m.
Fri./Feb. 26	Tulane •	ESPN+	4 p.m.
Sun./Feb. 28	Memphis •	ESPN	1 p.m.
Thurs./Mar. 4	SMU •	ESPN2/ESPNU	7 p.m.
Sun./Mar. 7	at East Carolina •	ESPN+	1 p.m.
AMERICAN CHAMPIONSHIP (Fort Worth, Texas)			
Thurs.-Sun. Mar. 11-14	TBA	TBA	TBA

Notes: All times listed are Eastern and subject to change. Home games are in boldface. (•) - Denotes American Athletic Conference game.

UC HEADLINES

- » Cincinnati has won four games in a row since coming off a 25-day pause for COVID-19 issues on Feb. 4, winning those contests by a combined nine points. In fact, eight of UC's 14 games this season have been decided by five points or less.
- » **David DeJulius** leads UC in scoring since the Bearcats return to play from COVID-19 protocols (2/4). The Michigan transfer is averaging 15.3 points, 5.3 rebounds and 3.3 assists during the four-game stretch. He poured in a career-high 26 points on 10-of-18 shooting with four 3-pointers and three steals at Temple (2/4).
- » **Mika Adams-Woods** was named to the AAC Weekly Honor Roll on Monday, averaging a team-best 12.5 points while shooting 50 percent from both the field (8 of 16) and 3-point range (5 of 10) and averaging 5.0 rebounds, 3.0 assists and 2.0 steals last week.
- » **Keith Williams** has led the Bearcats in scoring in seven of 13 games this season. He ranks among AAC leaders in scoring (7th at 14.7) and blocked shots (T12th at 0.7).
- » In November, CBS Sports named Cincinnati the 10th greatest college basketball program since the advent of the NCAA Tournament in 1939.

A TOP 10 COLLEGE BASKETBALL PROGRAM*

* No. 10 - CBS SPORTS (Nov./2020) & No. 10 - ASSOCIATED PRESS (Mar./2017)

2 NATIONAL TITLES // 6 FINAL FOURS // 8 ELITE EIGHTS // 10 SWEET SIXTEENS
33 NCAA TOURNAMENTS // 41 CONFERENCE CHAMPIONSHIPS

CINCINNATI (7-7, 5-4 AAC)
AT 6/5 HOUSTON (17-3, 11-3 AAC)

SUNDAY, FEB. 21 // 1 P.M. ET // FERTITTA CENTER // HOUSTON, TEXAS

GAME AT A GLANCE

SERIES INFO: 40th meeting; Cincinnati leads 33-6 overall; Cincinnati leads 14-5 in Houston; Cincinnati leads 17-1 in Cincinnati; Cincinnati leads 2-0 at neutral sites

STREAK: Houston - 1

LAST SEASON'S MEETINGS: Cincinnati won 64-62 on Feb. 1, 2020 at Fifth Third Arena in Cincinnati; Houston won 68-55 on Mar. 1, 2020 at the Fertitta Center in Houston

COACHES: John Brannen - second season at Cincinnati (27-17); sixth season overall (109-69)

Kelvin Sampson - seventh season at Houston (156-63); 32nd season overall (656-333)

AP/USA TODAY RANKINGS (FEB. 15): Cincinnati (--/--); Houston (6/5)

RADIO: 700 WLW; **Dan Hoard** provides play-by-play with color analyst **Terry Nelson**

TV: ESPN; **Kevin Brown** provides play-by-play with color analyst **Jon Crispin**

JOIN THE CONVERSATION (TWITTER, FACEBOOK & INSTAGRAM): @GoBearcatsMBB

CINCINNATI ROSTER

NO.	NAME	POS.	HT.	WT.	CL.-EXP.	HOMETOWN	GP-GS	PPG	RPG	APG	MIN
0	David DeJulius	G	6-0	195	Jr.-Tr.	Detroit, Mich.	14-14	10.5	4.9	4.7	31.7
3	Mike Saunders Jr.	G	6-0	190	Fr.-HS	Indianapolis, Ind.	14-4	1.3	0.8	1.1	10.4
2	Keith Williams	G	6-5	215	Sr.-3L	Brooklyn, N.Y.	14-13	14.7	4.3	1.8	26.8
24	Jeremiah Davenport	G	6-7	205	So.-1L	Cincinnati, Ohio	14-6	9.8	4.9	1.6	25.9
33	Chris Vogt	C	7-1	260	Sr.-1L	Mayfield, Ky.	14-12	6.0	4.1	1.4	21.0
OFF THE BENCH											
23	Mika Adams-Woods	G	6-3	185	So.-1L	Syracuse, N.Y.	14-10	8.0	2.2	1.6	28.1
13	Tari Eason	F	6-8	215	Fr.-HS	Seattle, Wash.	14-7	6.9	5.5	1.4	18.3
45	Mason Madsen	G	6-4	190	Fr.-HS	Rochester, Minn.	6-0	4.5	2.0	0.8	13.8
20	Mamoudou Diarra	F	6-9	225	R-Jr.-2L	Bamako, Mali	8-0	1.5	1.5	0.6	8.5
43	Rob Banks #	F	6-5	210	So.-1L	Bracknell, England	3-1	0.0	0.3	0.0	6.5
31	Sam Martin #	G	5-10	170	Sr.-3L	Cincinnati, Ohio	1-0	0.0	0.0	1.0	3.7
1	Zach Harvey !	G	6-5	195	So.-1L	Overland Park, Kan.	12-0	6.4	1.2	0.7	16.3
55	Gabe Madsen !	G	6-5	195	Fr.-HS	Rochester, Minn.	2-0	1.5	1.0	0.5*	6.2
44	Adam Cook #	F	6-6	180	Sr.-1L	Marysville, Ohio	--	--	--	--	--
30	Viktor Lakhin	F	6-11	228	Fr.-HS	Anapa, Russia	--	9.8@	7.0@	--	--

^-Blocks; *-Steals; @-Statistics are from last season played; #-Walk on; !-Opted out of 2020-21 season

Starters listed are those from previous game

2020-21 CINCINNATI NUMERICAL ROSTER

NO.	NAME	POS.	HT.	WT.	CLASS-EXP.	HOMETOWN/HIGH SCHOOL/LAST SCHOOL
0	David DeJulius	G	6-0	195	Jr.-Tr.	Detroit, Mich./East English Village Prep Academy/Michigan
1	Zach Harvey	G	6-5	195	So.-1L	Overland Park, Kan./Hayden HS/Prolific Prep Academy (Calif.)
2	Keith Williams	G	6-5	215	Sr.-3L	Brooklyn, N.Y./Bishop Loughlin Memorial
3	Mike Saunders Jr.	G	6-0	190	Fr.-HS	Indianapolis, Ind./Wasatch Academy (Utah)
13	Tari Eason	F	6-8	215	Fr.-HS	Seattle, Wash./Garfield HS
20	Mamoudou Diarra	F	6-9	225	R-Jr.-2L	Bamako, Mali/22 Feet Academy (S.C.)
23	Mika Adams-Woods	G	6-3	185	So.-1L	Syracuse, N.Y./Bishop Ludden HS/New Hampton School (N.H.)
24	Jeremiah Davenport	G	6-7	205	So.-1L	Cincinnati, Ohio/Moeller HS/Hargrave Military Academy
30	Viktor Lakhin	F	6-11	228	Fr.-HS	Anapa, Russia/CSKA-2
31	Sam Martin #	G	5-10	170	Sr.-3L	Cincinnati, Ohio/Summit Country Day
33	Chris Vogt	C	7-1	260	Sr.-1L	Mayfield, Ky./Graves County HS/Northern Kentucky
43	Rob Banks #	F	6-5	210	So.-1L	Bracknell, England/Gould Academy
44	Adam Cook #	F	6-6	180	Sr.-1L	Marysville, Ohio/Marysville HS
45	Mason Madsen	G	6-4	190	Fr.-HS	Rochester, Minn./Mayo Senior HS
55	Gabe Madsen	G	6-5	195	Fr.-HS	Rochester, Minn./Mayo Senior HS

2020-21 CINCINNATI ALPHABETICAL ROSTER

NO.	NAME	POS.	HT.	WT.	CLASS-EXP.	HOMETOWN/HIGH SCHOOL/LAST SCHOOL
3	Mika Adams-Woods	G	6-3	185	Fr.-HS	Syracuse, N.Y./Bishop Ludden HS/New Hampton School (N.H.)
23	Mika Adams-Woods	G	6-3	185	So.-1L	Syracuse, N.Y./Bishop Ludden HS/New Hampton School (N.H.)
43	Rob Banks #	F	6-5	210	So.-1L	Bracknell, England/Gould Academy
44	Adam Cook #	F	6-6	180	Sr.-1L	Marysville, Ohio/Marysville HS
24	Jeremiah Davenport	G	6-7	205	So.-1L	Cincinnati, Ohio/Moeller HS/Hargrave Military Academy
0	David DeJulius	G	6-0	195	Jr.-Tr.	Detroit, Mich./East English Village Prep Academy/Michigan
20	Mamoudou Diarra	F	6-9	225	R-Jr.-2L	Bamako, Mali/22 Feet Academy (S.C.)
13	Tari Eason	F	6-8	215	Fr.-HS	Seattle, Wash./Garfield HS
1	Zach Harvey	G	6-5	195	So.-1L	Overland Park, Kan./Hayden HS/Prolific Prep Academy (Calif.)
30	Viktor Lakhin	F	6-11	228	Fr.-HS	Anapa, Russia/CSKA-2
55	Gabe Madsen	G	6-5	195	Fr.-HS	Rochester, Minn./Mayo Senior HS
45	Mason Madsen	G	6-4	190	Fr.-HS	Rochester, Minn./Mayo Senior HS
31	Sam Martin #	G	5-10	170	Sr.-3L	Cincinnati, Ohio/Summit Country Day
3	Mike Saunders Jr.	G	6-0	190	Fr.-HS	Indianapolis, Ind./Wasatch Academy (Utah)
33	Chris Vogt	C	7-1	260	Sr.-1L	Mayfield, Ky./Graves County HS/Northern Kentucky
2	Keith Williams	G	6-5	215	Sr.-3L	Brooklyn, N.Y./Bishop Loughlin Memorial

- Walk-on

COACHING & SUPPORT STAFF

Head Coach: John Brannen (Second season at UC; Sixth season overall)
 Assistant Coaches: Jayson Gee, Sean Dwyer, Tim Morris
 Assistant to the Head Coach/Recruiting Coordinator: Jake Luhn
 Director of Basketball Operations: Craig Heatherly
 Director of Player Personnel: Rodney Crawford

Video Coordinator: George Neilson
 Graduate Assistants: Mike Bueter, Blaine Calhoun
 Athletic Trainer: Phil Montano
 Director of Sports Performance: Tyler Stuart

PRONUNCIATION

MIKA Adams-Woods	MY-ka
MAMOUDOU DIARRA	MAMA-doo DEE-are-uh
TARI Eason	TAH-ree
Viktor LAKHIN	LOCK-in
Chris VOGT	Vote
Jayson GEE	Like the letter "G"

ROSTER INFORMATION

By State/Country

England	(1) Rob Banks
Indiana	(1) Mike Saunders Jr.
Illinois	(1) Rapolas Ivanauskas
Kansas	(1) Zach Harvey
Kentucky	(1) Chris Vogt
Mali	(1) Mamoudou Diarra
Michigan	(1) David DeJulius
Minnesota	(2) Gabe Madsen, Mason Madsen
New York	(2) Mika Adams-Woods, Keith Williams
Ohio	(3) Adam Cook, Jeremiah Davenport, Sam Martin
Russia	(1) Viktor Lakhin
Washington	(1) Tari Eason

By Class

Freshmen	(5) Tari Eason, Viktor Lakhin, Gabe Madsen, Mason Madsen, Mike Saunders Jr.
Sophomore	(4) Mika Adams-Woods, Rob Banks, Jeremiah Davenport, Zach Harvey
Juniors	(2) David DeJulius, Mamoudou Diarra (Redshirt)
Seniors	(4) Adam Cook, Sam Martin, Chris Vogt, Keith Williams

By Height

7-1	(1) Chris Vogt
6-10	(1) Viktor Lakhin
6-9	(1) Mamoudou Diarra
6-8	(1) Tari Eason
6-7	(1) Jeremiah Davenport
6-6	(1) Adam Cook
6-5	(4) Rob Banks, Zach Harvey, Gabe Madsen, Keith Williams
6-4	(1) Mason Madsen
6-3	(2) Mika Adams-Woods, Mason Madsen
6-0	(2) David DeJulius, Mike Saunders Jr.
5-10	(1) Sam Martin

CINCINNATI QUICK FACTS

GENERAL INFORMATION

Location	Cincinnati, OH 45221
Founded	1819
Enrollment	46,798
Nickname	Bearcats
Colors	Red (PMS: 186) and Black
Arena (Capacity)	Fifth Third Arena (12,012)
Affiliation	NCAA Division I
Conference	American Athletic Conference
President	Neville Pinto
Director of Athletics	John Cunningham
Faculty Representative	Brian Hatch
Department of Athletics Phone	(513) 556-4603
Athletics Ticket Office Phone	(877) CATS-TIX

ATHLETIC COMMUNICATIONS

Asst. AD/Primary Basketball Contact	Andre Foushee
Office/Cell Phone	(513) 556-5182/(859) 797-7871
Email Address	Andre.Foushee@uc.edu
Associate AD/Athletics Communications	Ryan Koslen
Office/Cell Phone	(513) 556-5186/513-497-3132
Email	Ryan.Koslen@uc.edu

BASKETBALL STAFF

Head Coach	John Brannen (Marshall, 1997)
Basketball Office Phone	(513) 556-5847
Assistant Coach	Jayson Gee (Charleston [W.Va.], 1988)
Assistant Coach	Sean Dwyer (Michigan State, 2009)
Assistant Coach	Tim Morris (Stanford, 2008)
Asst. to the Head Coach/Recruiting Coord.	Jake Luhn (UMass Boston, 2002)
Director of Operations	Craig Heatherly (UMass-Lowell, 2010)
Director of Player Personnel	Rodney Crawford (Cincinnati, 2002)
Video Coordinator	George Neilson (Alabama, 2011)
Athletic Trainer	Phil Montano (Ohio, 2014)
Director of Sports Performance	Tyler Stuart (Anderson, 2007)
Graduate Assistants	Mike Bueter (Northern Kentucky, 2018) Blaine Calhoun (Cincinnati, 2020)



HISTORY

First year of basketball/All-time record	1901-02/1,843-1,032 (.641)
NCAA appearances/last	33/2019
All-time record	46-32 (.590)
National Championships	2/1961, 1962
Final Four appearances/last	6/1992
Elite Eight appearances/last	8/1996
Sweet 16 appearances/last	10/2012
Conference Regular-Season Championships/last	29/2020
Conference Tournament Championships/last	12/2019
Postseason NIT appearances/last	10/2010
All-time record	8-10 (.444)

TEAM INFORMATION

2019-20 Record	20-10
American Athletic Conference Record (Finish)	13-5 (T-1st)
Starters returning/lost	3/2
Letterwinners returning/lost	9/5
Newcomers	7
Percentage of points returning	46.9 percent (1,023 of 2,182)
Percentage of rebounds returning	47.1 percent (494 of 1,048)
Percentage of assists returning	33.6 percent (147 of 437)

GAME PREVIEW

- » Cincinnati (7-7, 5-4 American) visits No. 6 Houston (17-3, 11-3) on Sunday at the Fertitta Center. Tipoff is 1 p.m. ET on ESPN.
- » The Bearcats won their fourth in a row on Sunday, Feb. 14, holding off UCF, 69-68. Keith Williams and David DeJulius scored 14 points each while Mika Adams-Woods hit a trio of 3-pointers. Chris Vogt added 11 points and seven rebounds.
- » Houston (17-3, 11-3) suffered a 68-63 setback at Wichita State on Thursday. Dejon Jarreau led the Cougars with 16 points and a trio of threes.
- » Cincinnati and Houston split a pair of meetings last season. The Bearcats lead the series 33-6 overall.
- » **UP NEXT:** UC plays at Tulsa on Wednesday, Feb. 24. Tipoff is 9 p.m. ET on ESPN.

SCOUTING HOUSTON

- » Sixth-ranked Houston entered Friday ranked first in the nation in field goal percentage defense (.367) and offensive rebounds per game (15.2).
- » Four Cougars average double figures in scoring led by Quentin Grimes (16.7 points, 6.3 rebounds, 2.7 3-pointers), Marcus Sasser (14.8 points, 2.9 3-pointers) and Dejon Jarreau (10.3 points, 5.2 rebounds, 4.2 assists).

HOUSTON SERIES HISTORY

- » Cincinnati leads its series with Houston 33-6 overall, including a 17-1 record in Cincinnati, 14-5 mark in Houston, and 2-0 record at neutral sites. At least one team in the series has been ranked in the previous 10 meetings.
- » The two teams split a pair of meetings last season with UC claiming a 64-62 home win on Feb. 6, 2020 and Houston earning a 68-55 victory at home on Mar. 1, 2020.
- » The two teams have met in each of the last two AAC Tournament championship games. UC defeated Houston 56-55 in the 2018 AAC Tournament final and 69-57 in the 2019 AAC Tournament final.

LAST SEASON'S MEETINGS VS. HOUSTON

- » **CINCINNATI 64, HOUSTON 62 - FEB. 6, 2021**
- » CINCINNATI (AP) - Keith Williams scored 10 of his 12 points after intermission and Cincinnati rallied from a 15-point deficit in the second half to knock off No. 21 Houston, 64-62.
- » After a three-point play by Marcus Sasser gave Houston a 53-38 lead with 13:01 remaining, Cincinnati finished the game on a 26-9 run while limiting the Cougars to 2 of 17 shooting.
- » Williams scored on a floater with 2:02 left, giving UC its first lead, 61-59, since the Bearcats led 8-5.
- » Houston trailed by two points with nine seconds left when Cedrick Alley Jr. rebounded a missed free throw. He fed Caleb Mills, who's tying attempt from the top of the key clanged off the rim at the buzzer.
- » Jarron Cumberland led UC with 17 points and a game-high seven assists. Trevon Scott tallied 16 points and pulled down a game-high 11 rebounds. Chris Vogt posted 10 points and career-high five blocks.
- » Sasser led Houston with 17 points and four 3-pointers. Nate Hinton added 16 points and eight rebounds.

- » **HOUSTON 68, CINCINNATI 55 - MAR. 1, 2020**
- » HOUSTON (AP) - Cincinnati dropped a 68-55 road decision at No. 25 Houston.
- » Trevon Scott had 17 points and 11 rebounds, and Jarron Cumberland added 11 points for the Bearcats, who shot 35 percent but made just 6 of 25 in the second half.
- » Marcus Sasser, who scored 12 of his 21 points in the second half, shot 8 of 16, including 5 of 12 on 3-pointers. Nate Hinton had 16 and Caleb Mills added 15 points for Houston which shot 36 percent.
- » The Cougars moved back into a tie atop the American with Tulsa, one game ahead of Cincinnati.
- » Houston ended the first half with a 13-1 run behind four points apiece by Mills and Hinton to take a 38-31 lead into halftime. Mills had 12 points at the half.
- » After the Bearcats closed within 54-49 on a layup by Zach Harvey with seven minutes remaining, Houston answered with a 14-2 run over the next five minutes.

CINCINNATI'S LAST GAME:

- » **CINCINNATI 69, UCF 68 - Feb. 14, 2021**
- » CINCINNATI - Cincinnati held off a late rally from visiting UCF to win its fourth consecutive game by single digits, 69-68.
- » UCF trailed by six points or more on six occasions in the second half but still managed to pull within one three times, including a half-court heave by Darius Perry at the buzzer which accounted for the final margin.
- » UC's Mason Madsen had put the game out of reach seconds earlier after splitting a pair of free throws with two seconds left. Madsen had sunk a pair from the charity stripe with 11 seconds left to give UC a 68-65 edge. Madsen finished with a season-high eight points.
- » Keith Williams tallied 14 points, eight rebounds and four assists while David DeJulius also added 14 along with two assists and two steals. Chris Vogt grabbed eight rebounds and had 11 points and Mika-Adams Woods hit three triples on the way to 13 points and four boards off the bench.
- » The Knights' Brandon Mahan scored 21 to lead all players on the day. He added seven rebounds. Perry finished with 17 and four assists while CJ Walker had a double-double with 12 points and 10 boards. Dre Fuller Jr. came off the bench to score 11.

TIP-INS

- » **COVID-19 SCHEDULE CHANGES:** UC played its first game in 25 days when it visited Temple (2/4). The Bearcats had six games postponed and one other contest rescheduled since their 82-76 loss at Wichita State (1/10).
- » The Bearcats started a make-shift lineup against the Owls that featured the first career starts for freshman guard Mike Saunders Jr. and sophomore walk-on Rob Banks. UC didn't have its full roster of players available for either of its first two games back.
- » UC entered the month of February having played only 10 games for the first time since 1944-45.
- » UC's game with Temple on Feb. 12 marked UC's first home game since a 70-66 loss to Tulsa (1/2) - a span of 41 days.
- » **CLOSE CALLS THE NORM:** Cincinnati has won four games in-a-row since coming off a 25-day pause for COVID-19 issues on Feb. 4, winning those contests by a combined nine points. In fact, eight of UC's 14 games this season have been decided by five points or less.

- » Despite having seven losses this season, UC has played its opponents closely in nearly every contest. The Bearcats have been within three points or less in the final 100 seconds of five of their seven losses this season.
- » UC trailed Xavier (70-67 with 1:04 left) and then-No. 12 Tennessee (59-56 with 1:36 left) by three points, USF (73-71 with 41 seconds left) by two points, UCF (71-70 with 1:04 left) by one point and was tied with Tulsa (63-63 with 1:30 left).
- » **ADAMS-WOODS NAMED TO AAC WEEKLY HONOR ROLL:** UC sophomore guard Mika Adams-Woods helped push UC's win streak to four games with a pair of home victories this past week. He averaged a team-best 12.5 points while shooting 50 percent from both the field (8 of 16) and 3-point range (5 of 10) and averaging 5.0 rebounds, 3.0 assists and 2.0 steals.
- » The Syracuse, New York, native tallied 13 points with a trio of threes to go with five rebounds in UC's 69-68 win over UCF on Sunday. He posted 12 points with a pair of 3-pointers, five rebounds, and two steals in UC's 71-69 victory over Temple on Friday.
- » Adams-Woods averages 8.0 points, 2.2 rebounds and 1.6 assists this season. Since the start of AAC play, he ranks ninth in the league, shooting 40 percent from 3-point range (12 of 30).
- » **DEJULIUS TOPS UC IN SCORING SINCE BREAK:** Junior transfer David DeJulius leads UC in scoring since the Bearcats return to play from COVID-19 protocols (2/4).
- » The Michigan transfer is averaging 15.3 points, 5.3 rebounds and 3.3 assists during the four-game stretch.
- » He poured in a career-high 26 points on 10-of-18 shooting with four 3-pointers and three steals at Temple (2/4) and contributed 12 points, seven rebounds and four assists at Tulane (2/7) en route to earning AAC Weekly Honor Roll (2/8) accolades.
- » He also was named to the AAC Weekly Honor Roll on Dec. 14 after posting 11 points and seven assists at then-No. 12 Tennessee.
- » DeJulius entered Wednesday ranked among AAC leaders in assists (2nd at 4.7), assist-to-turnover ratio (4th at 2.2-to-1), defensive rebounds (10th at 4.6), minutes played (12th at 31.6) and scoring (17th at 10.5) for the season.
- » He nearly recorded a double-double at SMU (1/7), grabbing a career-high nine rebounds and handing out a career-high 12 assists with three turnovers.
- » The 12 assists were the most by a Bearcat since Steve Logan dished out a school-record 16 assists vs. Coppin State during the 2001-02 campaign. DeJulius becomes only the sixth Bearcat in school history to record 12 or more assists in a game.
- » **WILLIAMS JOINS 1,000-POINT CLUB:** Preseason AAC First Team honoree Keith Williams became the 54th member of UC's 1,000-point club at Tulane (2/7) with a game-high 20 points against the Green Wave.
- » He entered Wednesday ranked among AAC leaders in scoring (7th at 14.7) and blocked shots (T12th at 0.7).
- » Williams has led the Bearcats in scoring in seven of 13 games this season. He scored a game-high 27 points on 10-of-17 shooting with five rebounds against Furman (12/9) and accounted for a team-high 18 points with six rebounds against city-rival Xavier (12/6).
- » Williams was named to the AAC Weekly Honor Roll following his performance against UCF (12/22). He posted his first career double-double with a team-high 19 points and game-best 10 rebounds against the Knights.

- » **DAVENPORT IN AAC RANKINGS:** Sophomore guard Jeremiah Davenport ranks among the AAC leaders in defensive rebounds (7th at 5.0), rebounds (8th at 6.2) and scoring (25th at 9.7).
- » Davenport has scored in double figures in six of the last 11 games for the Bearcats, averaging 9.8 points, 4.9 rebounds with a team-high 22 3-pointers.
- » In his first career start against SMU (1/7), he posted his first career double-double, matching a career-high with 18 points and grabbing a career-best 10 rebounds while hitting a trio of 3-pointers.
- » He posted 18 points at Georgia (12/19) on 6-of-13 shooting. He hit four 3-pointers and posted 14 points at then-No. 12 Tennessee (12/12) and tallied 16 points with seven rebounds and a trio of threes against Tulsa (1/2).
- » **BLOCKS BY VOGT:** Senior center Chris Vogt recorded a career-high six blocks vs. Temple (2/12). It marked the most blocks by a Bearcat since Octavius Ellis had six blocks at UConn on Jan. 10, 2015.
- » **EASON MAKING IMPACT IN FIRST SEASON:** Freshman Tari Eason has made an immediate impact on the Bearcats this season, leading the Bearcats in rebounding in six games this season.
- » Entering play Wednesday, Eason ranked among AAC leaders in blocked shots (5th at 1.1), offensive rebounds (5th at 2.2), rebounds (13th at 5.5).
- » Eason had a season-high 14 points on 5-of-10 shooting with five rebounds and four blocks at SMU (1/7).
- » He posted identical statistical lines of 13 points, nine rebounds, three assists and two steals against both USF (12/16) and at Tulane (2/7).
- » **AMONG GREATEST PROGRAMS EVER:** Matt Norlander of CBSSports.com ranked Cincinnati 10th in a ranking of the 68 greatest college basketball programs since the advent of the NCAA Tournament in 1939.
- » The Top 25 ranking, which was announced on Nov. 19, 2020, was based on wins and losses, NCAA Tournament success, conference dominance, NIT titles and the cultivation of NBA talent.
- » Entering this season, the Bearcats had compiled a 1542-765 record with 25 regular-season titles, 33 NCAA Tournament appearances, two national titles, six Final Four appearances, 434 weeks nationally ranked and 39 Top-60 NBA picks since 1938-39.
- » UC's ranking places the Bearcats ahead of 70 of 79 programs who are current members of the ACC, BIG EAST, BIG 12, Big Ten, PAC-12 and SEC.
- » The Top 10 listing: 1. Kentucky; 2. North Carolina; 3. Duke; 4. UCLA; 5. Kansas; 6. Louisville; 7. Indiana; 8. UConn; 9. Villanova; 10. Cincinnati.
- » **500TH GAME:** UC's Dec. 16 home game against USF marked Cincinnati's 500th game at Fifth Third Arena. The Bearcats have registered a 415-85 record (.830 win percentage) at the arena since its opening for the 1989-90 campaign. The 2020-21 campaign marks the third season since Cincinnati's Fifth Third Arena (capacity 12,012) reopened after a 20-month, privately funded \$87-million renovation prior to 2018-19.

COACHES PICK BEARCATS FOURTH IN AAC; WILLIAMS AND VOGT HONORED

- » American Athletic Conference coaches predicted a fourth-place finish for Cincinnati in the preseason. The Bearcats were allotted 77 points. Houston was picked as the league favorite, garnering 99 points, followed by Memphis (90 points) and SMU (80 points). Houston received nine first-place votes while Memphis gathered the other two.
- » The predicted order of finish for the remaining AAC teams follows: USF (61 points), Tulsa (50), Wichita State (44), UCF (37), East Carolina (34), Temple (18) and Tulane (15).
- » Senior guard Keith Williams earned preseason First Team All-AAC honors while senior center Chris Vogt received Second Team All-AAC accolades.

BEARCATS IN THE AAC

- » UC's road win at SMU (1/7) marked the Bearcats' 100th AAC victory. UC has won more AAC games than any other league member since the conference formed prior to the 2013-14 campaign.
- » The UC men's basketball program has been a member of nine leagues (not including three stints as an independent) during its 120-year history. The Bearcats have 100 or more conference wins in two other leagues: 128 in the Missouri Valley Conference (1957-58 through 1969-70) and 123 in Conference USA (1995-96 through 2004-05).
- » Cincinnati has claimed three AAC regular-season crowns (2014, 2018, 2020) and two AAC Tournament titles (2018, 2019) while winning an AAC-best 100 conference games.
- » Last season, UC head coach Brannen became the first UC coach since Tay Baker (Missouri Valley Conference) in 1966 to guide the Bearcats to a regular-season league crown in his first season at the helm.

CINCINNATI TRADITION - BY THE NUMBERS

- » 2 - National Titles (1961, 1962)
- » 6 - Final Fours (1959-63, 1992)
- » 8 - Elite Eights (Last: 1996)
- » 10 - Sweet Sixteen Appearances (Last: 2012)
- » 33 - NCAA Tournament Appearances (Last: 2019)
- » 23 - NCAA Tournament Appearances since 1992
- » 10 - NIT Appearances (Last: 2010)
- » 29 - Conference Titles (Last: 2020)
- » 12 - Conference Tournament Titles (Last: 2019)
- » 1,843 - All-Time Wins (13th most in nation)
- » 32 - All-Americans (Last: Jarron Cumberland [2019])
- » 84 - All-Conference Selections (Last: Jarron Cumberland, Trevon Scott [2020])
- » 57 - NBA Draft Picks (Last: Jacob Evans III [2018])
- » 54 - Members of the 1,000-Point Club
- » 434 - Weeks Ranked in AP Top 25
- » 212 - Weeks Ranked in AP Top 10
- » 45 - Weeks ranked No. 1
- » 2 - Members of Basketball Hall of Fame (Jack Twyman & Oscar Robertson)
- » 2 - Olympic Gold Medalists (Robertson [1960] & George Wilson [1964])

OVER THE LAST 10 SEASONS

- » Cincinnati is one of six schools in the nation to have appeared in the last nine NCAA Tournaments played entering the 2020-21 season, joining Duke, Gonzaga, Kansas, Michigan State and North Carolina.
- » **UC'S ACHIEVEMENTS THE LAST 10 SEASONS:**
- » 262-96 overall record (.732 win percentage)
- » 104 wins in AAC play (league best)
- » Won three AAC regular-season titles (2014, 2018, 2020) and three AAC tournament titles (2018, 2019, 2020).
- » 156-27 home record (.852 win percentage), including a 66-8 mark since the start of 2016-17.
- » Ranked in the AP Top 25 poll for 71 weeks.
- » 26 all-conference awards won by 11 different players.
- » Five former players signing with NBA teams (Troy Caupain, Gary Clark, Jacob Evans III Sean Kilpatrick and Trevon Scott).

LAST SEASON LOOKBACK

- » **TEAM ACCOMPLISHMENTS:** Cincinnati (20-10, 13-5 American) earned a share of the 2020 American Athletic Conference men's basketball regular-season championship and received the top seed in the 2020 AAC Championship, March 12-15, at Dickies Arena in Fort Worth, Texas. The event was canceled due to COVID-19.
- » The Bearcats compiled a 13-5 league record, winning 10 of their final 13 conference games to share the regular-season crown with No. 2 seed Houston and No. 3 seed Tulsa.
- » UC extended its streak of 20-win campaigns to 10 consecutive seasons in 2019-20. It continued the longest streak since the Bob Huggins era when UC set a school record, winning 20 or more games for 11 consecutive seasons (1992-2002). It marked UC's 39th 20-win season.
- » Cincinnati led the nation, playing in seven overtime games in 2019-20. The number was also a school and AAC record.
- » UC also played in four consecutive overtime games at the end of February, tying for the NCAA record with Jacksonville (1982), Illinois State (1985) and Dayton (1988).
- » UC rallied from a deficit of 10 or more points for the win in six games in 2019-20, including each of its last two regular-season games.
- » **PLAYER ACCOMPLISHMENTS:** UC's **Jarron Cumberland** and **Trevon Scott** were named AAC First Team honorees as voted upon by the league's coaches.
- » Scott claimed AAC Defensive Player of the Year, the Most Improved Player and the Sportsmanship Award.
- » Jarron Cumberland finished his career as only the fourth Bearcat in school history to achieve 1,700 points and 400 assists for his career.
- » Scott became the first UC player to average a double-double in a season since Dwight Jones averaged 16.6 points and 10.1 rebounds in 1982-83.
- » Scott's 10.5 rebounds per game in 2019-20 were the most by a Bearcat since Pat Cummings averaged 11.3 rebounds during the 1978-79 campaign.

-GOBEARCATS.COM-



THE BRANNEN FILE

- » **Hometown:** Alexandria, Ky.
- » **Alma Mater:** Marshall, 1997
- » **Family:** wife, Lisa; twin daughters, Jaylee and Katelyn

COACHING EXPERIENCE

- » **1999-2000:**
Asst. Coach, Charleston (W.Va.)
- » **2001-2002 to 2002-03:**
Asst. Coach, Eastern Kentucky
- » **2003-04 to 2005-06:**
Asst. Coach, St. Bonaventure
- » **2006-07 to 2008-09:**
Asst. Coach, VCU
- » **2009-10 to 2012-13:**
Asst. Coach, Alabama
- » **2013-14 to 2014-15:**
Assoc. Head Coach, Alabama
- » **2015-16 to 2018-19:**
Head Coach, Northern Kentucky
- » **2019-20 to Present:**
Head Coach, Cincinnati

PLAYING EXPERIENCE

- » **1993-1994 to 1994-95:**
Morehead State
- » **1995-96 to 1996-97:**
Marshall
 - First Team All-Southern Conference as a senior (1997)
 - Led the Southern Conference in scoring as a senior (20.9 points)
 - Scored 1,008 points in two seasons playing for Billy Donovan (1996) and Greg White (1997)

CINCINNATI HEAD COACH JOHN BRANNEN

John Brannen made an immediate impression in Clifton in 2019-20, becoming the first Cincinnati head coach since 1966 to win a conference regular-season championship in his first season on the job, guiding the Bearcats to a share of the American Athletic Conference title.

The achievement seems to be a pattern for Brannen, who also won regular-season crowns his last two seasons across the Ohio River at Northern Kentucky (2018, 2019) before coming to Cincinnati.

The feat also puts Brannen in rare company nationally as one of only six active coaches to have won a conference regular-season crown in each of the past three seasons along with Gonzaga's Mark Few (eight consecutive West Coast Conference titles), Vermont's John Becker (four American East Conference titles), New Mexico State's Chris Jans (three Western Athletic Conference titles), Michigan State's Tom Izzo (three Big Ten Conference titles), and Murray State's Matt McMahon (three Ohio Valley Conference titles).

Brannen also became the fifth UC coach in history to win a regular-season conference title in his first year leading the program, joining Frank Rice (1929 - Buckeye Athletic Association), John Wiethe (1947 - Mid-American Conference), Ed Jucker (1961 - Missouri Valley Conference) and Tay Baker (1966 - Missouri Valley Conference).

Brannen, who was named UC's 27th head coach in program history on Apr. 14, 2019, had served as NKU's head coach since the 2015-2016 season, taking the Norse to unprecedented success as the school's athletics department underwent reclassification. Since earning active Division I status eligibility prior to the start of the 2016-17 season, the Norse men's basketball program has compiled a 72-30 overall record, making three consecutive postseason appearances (NCAA Tournament [2017, 2019], NIT [2018]), winning back-to-back Horizon League regular-season championships (2018, 2019) and claiming a pair of conference tournament titles (2017, 2019). No other school in the nation has enjoyed NKU's amount of success in its first three years with active status at the Division I level.

Brannen, whose coaching career spans 20 seasons, owns a 109-69 career record as head coach, including a 27-17 mark at Cincinnati. He registered an 81-51 ledger in four seasons at NKU and a 1-1 mark as Alabama's interim head coach at the end of the 2014-15 campaign.

The 2017 Horizon League Coach of the Year, Brannen led the Norse to a 24-11 record in 2016-17, the Horizon League Tournament title and an appearance in the NCAA Tournament in the school's first season of active status eligibility. NKU's win total was an improvement of 15 victories from the previous season, marking the third-best turnaround in the nation behind only UCLA and Minnesota.

Brannen guided NKU to a 22-10 mark, the Horizon League regular-season championship and an NIT appearance in 2017-18. NKU posted a Division I-era record 26 wins with eight losses in 2018-19, claiming the league regular-season championship and tournament title and its second NCAA Tournament appearance in three years.

Brannen's players earned 10 Horizon League postseason accolades at NKU, highlighted by Drew McDonald receiving league player of the year honors in 2019. NKU finished 2018-19 ranked 11th in the nation in both

total assists (592) and assists per game (16.9). The Norse also ranked nationally in field goal shooting percentage (27th at .478), scoring margin (28th at +9.6), assist-to-turnover ratio (32nd at 1.34), three-point shooting defense (34th at .314), rebound margin (43rd at +4.5) and scoring offense (44th at 78.5 points).

Brannen came to NKU after spending six seasons (2010-2015) at Alabama coaching under Anthony Grant, four as an assistant coach and two as the associate head coach. The Crimson Tide made four postseason appearances during his stay. Alabama finished as the runners up at the 2011 NIT, posting a 25-12 overall mark and winning the Southeastern Conference West Division title. The Crimson Tide made an NCAA Tournament appearance the following season and later advanced to the NIT quarterfinals in 2013 and the second round of the NIT in 2015. Brannen served as interim head coach for Alabama's two games in the 2015 NIT. While in Tuscaloosa, Brannen helped sign Alabama's 2011 recruiting class that ranked fifth in the nation according to Rivals.com.

Prior to Alabama, Brannen served as an assistant coach at VCU for three seasons (2007-09) under Anthony Grant, helping lead the Rams to three 20-win campaigns, two NCAA Tournament appearances (2007, 2009) and a showing in the NIT (2008). The 2007 squad posted a 28-7 mark, upsetting Duke in the first round of the NCAA Tournament.

Brannen helped recruit Larry Sanders, who later was drafted by Milwaukee as the 15th pick in the 2010 NBA draft and also helped recruit four of VCU's five starters on its 2011 Final Four team.

Brannen also was an assistant coach at St. Bonaventure (2004-06) for three seasons, Eastern Kentucky (2001-2003) for three seasons and Charleston for the 1999-2000 campaign.

A native of nearby Alexandria, Kentucky, Brannen attended Newport Central Catholic High School. He began his collegiate playing career at Morehead State before transferring to Marshall for his final two seasons, playing for head coaches Billy Donovan (1996) and Greg White (1997).

Brannen was a first team All-Southern Conference selection as a senior at Marshall in 1996-97 when he led the league in scoring, averaging 20.9 points. He scored 1,008 points in two seasons with the Thundering Herd and still ranks among the school's top 25 players in career free throw percentage (.777), career three-pointers made (14th at 135), career three-point shooting percentage (14th at .386), single-season scoring (12th with 605 points in 1996-97) and single-season scoring average (23rd with 20.9 points during 1996-97).

A Rhodes Scholar finalist, Brannen received scholarships from both the NCAA and Southern Conference. He earned a degree in business management from Marshall in 1997. He was inducted into the Marshall University Athletics Hall of Fame in September 2019.

Following his time at Marshall, Brannen played two seasons of professional basketball in Belgium's First Division before beginning his coaching career.

Brannen and his wife Lisa live in Northern Kentucky and are the proud parents of twin daughters, Jaylee and Katelyn.

BRANNEN'S YEARLY COACHING RECORD

SEASON	SCHOOL (CONF.)	POSITION	RECORD/LEAGUE (FINISH)	LEAGUE TOURNAMENT (RECORD)	POSTSEASON (RECORD)
2014-15	Alabama (SEC)	Interim Head Coach	1-1/--	--	NIT Second Round (1-1)
Alabama Totals			1 season	1-1/0-0	.500/.000

SEASON	SCHOOL (CONF.)	POSITION	RECORD/LEAGUE (FINISH)	LEAGUE TOURNAMENT (RECORD)	POSTSEASON (RECORD)
2015-16	Northern Kentucky (Horizon)	Head Coach	9-21/5-13 (8th)	First Round (0-1)	None
2016-17	Northern Kentucky (Horizon)	Head Coach	24-11/12-6 (T-3rd)	Champions (3-0)	NCAA First Round (0-1)
2017-18	Northern Kentucky (Horizon)	Head Coach	22-10/15-3 (1st)	First Round (0-1)	NIT First Round (0-1)
2018-19	Northern Kentucky (Horizon)	Head Coach	26-9/13-5 (T-1st)	Champions (3-0)	NCAA First Round (0-1)
Northern Kentucky Totals			4 seasons	81-51/45-27	.614/.625

SEASON	SCHOOL (CONF.)	POSITION	RECORD/LEAGUE (FINISH)	LEAGUE TOURNAMENT (RECORD)	POSTSEASON (RECORD)
2019-20	Cincinnati (AAC)	Head Coach	20-10/13-5 (T-1st)	N/A - COVID-19	N/A - COVID-19
2020-21	Cincinnati (AAC)	Head Coach	7-7/5-4		
Cincinnati Totals			Second season	27-17/18-9	.614/.667

Head Coaching Totals	Sixth season	109-69/63-36	.612/.636
-----------------------------	---------------------	---------------------	------------------

BRANNEN'S RECORD AGAINST ALL OPPONENTS

SCHOOL	W-L	SCHOOL	W-L	SCHOOL	W-L	SCHOOL	W-L	SCHOOL	W-L
Alabama A&M	1-0	Eastern Kentucky	1-1	Kentucky	0-1	Northern Illinois	2-0	USF	1-1
Austin Peay	0-1	Eastern Washington	1-0	Lipscomb	1-0	Oakland	4-5	Valparaiso	2-3
Berea	1-0	East Tennessee State	1-1	Louisville	0-1	Ohio State	0-1	Vermont	1-1
Bowling Green	0-1	Fordham	0-0	Manhattan	1-0	Southeast Missouri State	2-0	Wabash	1-0
Brescia	1-0	Furman	1-0	UMBC	1-1	SMU	2-0	Western Kentucky	0-0
UCF	2-3	Georgia	0-1	Memphis	1-2	Temple	4-0	West Virginia	0-2
Cincinnati	0-1	Grand Canyon	0-0	Miami	0-1	Tennessee	1-1	Wichita State	2-1
Cleveland State	5-4	Green Bay	5-3	Miami (Ohio)	2-0	Texas A&M	0-1	Wilmington	1-1
Coastal Carolina	1-0	Houston	1-1	Michigan	0-1	Texas Tech	0-1	Wright State	5-5
Colgate	0-1	Illinois	1-1	Milwaukee	7-3	Tiffin	1-0	Xavier	0-3
Delaware	1-0	Illinois State	1-0	Morehead State	3-1	Toledo	0-1	Youngstown State	7-2
Detroit Mercy	8-1	IU-Kokomo	1-0	Nevada	0-0	Tulane	1-1		
Drake	1-0	IUPUI	3-1	Norfolk State	2-0	Tulsa	1-1		
Earlham	1-0	Iona	1-0	UNC Asheville	1-0	UConn	1-1		
East Carolina	2-0	Iowa	0-1	North Carolina A&T	0-1	UIC	6-2		
Eastern Illinois	1-1	James Madison	1-0	North Carolina Central	0-1	UNLV	1-0		

Possible 2020-21 opponents in boldface

THE LAST TIME...

TEAM

100 POINTS BY A TEAM

By UC	105 vs. Arkansas-Pine Bluff, 11/27/18
By Opponent	104 by UConn (40T), 3/11/16

90-99 POINTS BY A TEAM

By UC	92 vs. Memphis, 2/13/20
By Opponent	91 by Bowling Green, 11/24/19

30-PLUS POINT WIN

By UC	31 (75-44) vs. Tulsa, 1/8/20
By Opponent	38 (89-51) vs. Notre Dame, 3/10/11

60 PERCENT SHOOTING BY A TEAM

By UC	.641 vs. Arkansas-Pine Bluff, 11/27/18
By Opponent	.674 vs. Pittsburgh, 2/14/09

50 PERCENT SHOOTING BY A TEAM

By UC	.563 vs. Furman, 12/9/20
By Opponent	.568 by Tulsa, 1/2/21

CINCINNATI PLAYED A RANKED OPPONENT

UC Win	64-62 vs. No. 21 Houston, 2/1/20
UC Loss	56-65 at No. 12 Tennessee, 12/12/20

SINGLE OVERTIME GAME

UC Win	70-67 at East Carolina, 2/16/20
UC Loss	72-71 (OT) at UConn, 2/9/20

DOUBLE OVERTIME GAME

UC Win	72-70 (2OT) vs. Georgetown, 3/8/12
UC Loss	89-87 (2OT) vs. UCF, 2/19/20

TRIPLE OVERTIME GAME

UC Win	75-73 (7OT*) vs. Bradley, 12/21/81
UC Loss	104-97 (4OT) vs. UConn, 3/11/16

* - NCAA record.

INDIVIDUAL

40 POINTS BY A PLAYER

By UC	41, Steve Logan vs. Southern Mississippi, 2/15/02
By Opponent	40, Trevon Bluiett, Xavier, 1/26/17

30 POINTS BY A PLAYER

By UC	30, Keith Williams at USF, 3/3/20
By Opponent	31, Corey Davis Jr., vs. Houston, 3/10/19

20 REBOUNDS BY A PLAYER

By UC	21 by Trevon Scott vs. UCF, 2/19/20
By Opponent	four times

15 REBOUNDS BY A PLAYER

By UC	19, Trevon Scott vs. Memphis, 2/13/20
By Opponent	15, Greg Monroe, vs. Georgetown, 3/6/10

TWO PLAYERS WITH 20 OR MORE POINTS IN SAME GAME

By UC	Keith Williams (30), Trevon Scott (21) at USF, 3/3/20
By Opponent	Daniel Hamilton (32), Jalen Adams (22) vs. UConn, 3/11/16

TWO PLAYERS WITH 10 OR MORE REBOUNDS IN SAME GAME

By UC	Trevon Scott (11), Keith Williams (11) vs. East Carolina, 1/19/20
By Opponent	Ben Moore (11), Sterling Brown (11) vs. SMU, 1/12/17

THREE PLAYERS WITH 10 OR MORE REBOUNDS IN SAME GAME

By UC	Gary Clark (10), Kyle Washington (10) & Troy Caupain (10) at Iowa State, 12/1/16
-------	--

10 ASSISTS BY A PLAYER

By UC	12, David DeJulius at SMU, 1/7/21
By Opponent	14, Kendric Davis at SMU, 1/7/21

FIVE STEALS BY A PLAYER

By UC	5, Chris McNeal vs. Iowa, 12/21/19
By Opponent	6, Tony Johnson Jr., vs. UCF, 2/19/20

FIVE BLOCKED SHOTS BY A PLAYER

By UC	6
By Opponent	5, Tacko Fall, vs. UCF, 2/21/19

DOUBLE-DOUBLE BY A UC PLAYER

UC Win	Jeremiah Davenport (18 pts, 10 rebs) at SMU, 1/7/21
UC Loss	Trevon Scott (17pts, 11 rebs) at No. 25 Houston, 3/1/20

DOUBLE-DOUBLES BY TWO UC PLAYERS

By UC	Trevon Scott (15 pts, 10 rebs) & Nysier Brooks (12 pts, 10 rebs) vs. Milwaukee, 11/16/18
-------	--

DOUBLE-DOUBLES BY THREE UC PLAYERS

By UC	Troy Caupain (37 pts, 10 rebs), Octavius Ellis (13 pts, 10 rebs) & Gary Clark (12 pts, 12 rebs) vs. UConn, 3/11/16
-------	--

TRIPLE-DOUBLE BY A UC PLAYER

By UC	Eric Hicks (22 pts., 12 rebs., 10 blks.) vs. Marquette, 1/7/06
-------	--

UC PLAYER LED TEAM IN POINTS, REBOUNDS & ASSISTS

By UC	Keith Williams (14 pts, 4 assts) vs. UCF, 2/14/21
-------	---

A PLAYER WON A GAME IN THE FINAL SECONDS

By UC	Trevon Scott's tip-in with 2.8 seconds left UC defeats Temple 64-63, 3/7/20
By Opponent	Roosevelt Jones layup with 0.1 left Butler defeats UC 78-76, 12/2/15

FOUR PLAYERS SCORED IN DOUBLE FIGURES

By UC	Keith Williams (14), Keith Williams (14), Mika Adams-Woods (13), Chris Vogt (11) vs. UCF, 2/14/21
-------	---

FIVE PLAYERS SCORED IN DOUBLE FIGURES

By UC	Jeremiah Davenport (18), Mika Adams-Woods (14), Tari Eason (14), Zach Harvey (13), Keith Williams (12) at SMU, 1/7/21
-------	---

SIX PLAYERS SCORED IN DOUBLE FIGURES

By UC	Trevon Scott (25), Jarron Cumberland (15), Mika Adams-Woods (14), Keith Williams (11) Jaevin Cumberland (10) vs. Memphis, 2/13/20
-------	---

SEVEN PLAYERS SCORED IN DOUBLE FIGURES

By UC	Kevin Johnson (18), Jacob Evans (17), Justin Jenifer (13), Kyle Washington (12), Jarron Cumberland (11) Troy Caupain (10), Tre Scott (10) vs. Fairleigh Dickinson, 12/17/16
-------	---

EIGHT PLAYERS SCORED IN DOUBLE FIGURES

By UC	Farad Cobb (15), Shaq Thomas (14), Kevin Johnson (14), Coreontae DeBerry (12), Justin Jenifer (11), Quadri Moore (10), Jacob Evans (10), Ocatvius Ellis (10) vs. Robert Morris, 11/15/15
-------	--

THE POLLS

ASSOCIATED PRESS POLL (FEB. 15)			USA TODAY COACHES POLL (FEB. 15)		
RK.	TEAM (FIRST PLACE VOTES)		RK.	TEAM (FIRST PLACE VOTES)	
1	Gonzaga (59)	1595	1	Gonzaga (28)	796
2	Baylor (5)	1541	2	Baylor (4)	772
3	Michigan	1469	3	Michigan	734
4	Ohio St.	1402	4	Ohio St.	680
5	Illinois	1290	5	Illinois	600
6	Houston	1171	5	Houston	600
7	Virginia	1130	7	Villanova	573
8	Alabama	1086	8	Virginia	559
9	Oklahoma	1072	9	Alabama	521
10	Villanova	1061	10	Oklahoma	493
11	Iowa	911	11	Texas Tech	412
12	Texas	886	12	Creighton	407
13	West Virginia	837	13	Texas	400
14	Creighton	794	14	Iowa	388
15	Texas Tech	792	15	West Virginia	360
16	Florida State	625	16	Florida State	342
17	Southern California	587	17	Virginia Tech	316
18	Virginia Tech	514	18	Southern California	284
19	Tennessee	453	19	Missouri	246
20	Missouri	413	20	Tennessee	191
21	Wisconsin	274	21	Wisconsin	123
22	Loyola-Chicago	167	22	Oklahoma State	109
23	Kansas	141	23	Loyola-Chicago	77
24	Arkansas	111	24	Kansas	54
25	San Diego St.	75	25	Oregon	52

OTHERS RECEIVING VOTES:

Oklahoma State 71; Rutgers 49; Belmont 47; Louisville 40; Colorado 31; Oregon 30; Drake 22; Purdue 20; Florida 17; Clemson 17; Louisiana State 16; UCLA 11; VCU 10; Saint Louis 5; Xavier 4; Toledo 3; Western Kentucky 2; North Carolina 2; UC Santa Barbara 2; Brigham Young 1; Utah St. 1; Wichita St. 1; Wright St. 1.

OTHERS RECEIVING VOTES:

San Diego St. 45; Louisville 41; Arkansas 32; Rutgers 28; Belmont 28; Purdue 23; Drake 19; Clemson 16; Florida 15; UCLA 13; Colorado 13; Louisiana State 12; Utah St. 7; Seton Hall 5; Winthrop 4; Colorado St. 3; St. John's 2; Saint Louis 2; Boise St. 2; Xavier 1.

CINCINNATI'S WEEKLY RANKINGS

ASSOCIATED PRESS	WEEK	USA TODAY
--	Preseason	--
--	Nov. 30	NA
--	Dec. 7	--
--	Dec. 14	--
--	Dec. 21	--
--	Dec. 28	--
--	Jan. 4	--
--	Jan. 11	--
--	Jan. 18	--
--	Jan. 25	--
--	Feb. 1	--
--	Feb. 8	--
--	Feb. 15	--

2020-21 AMERICAN ATHLETIC CONFERENCE

2020-21 AMERICAN CONFERENCE STANDINGS (THRU FEB. 18)

TEAM	AAC	PCT.	OVERALL	PCT.
Wichita State	9-2	.818	13-4	.765
Houston	11-3	.786	17-3	.850
Memphis	8-3	.727	12-6	.667
SMU	7-4	.636	11-4	.733
CINCINNATI	5-4	.556	7-7	.500
Tulsa	7-7	.500	10-9	.526
USF	3-6	.333	7-8	.467
Tulane	4-8	.333	9-8	.529
UCF	5-10	.333	7-11	.389
Temple	3-9	.250	4-9	.308
East Carolina	2-8	.200	8-8	.500

2020-21 AAC COMPOSITE SCHEDULE (Schedule listed below may not be updated due to numerous postponements and changes as a result of COVID-19.)

Saturday, February 20

USF at SMU	Noon	ESPN
UCF at Tulane	2 p.m.	ESPN

Sunday, February 21

Cincinnati at Houston	1 p.m.	ESPN
-----------------------	--------	------

CINCINNATI IN THE AMERICAN 2020-21 TEAM-INDIVIDUAL STATISTICS (THRU FEB. 16)

TEAM			
CATEGORY	STAT	AAC	NCAA
Scoring Offense	68.9	5th	
Scoring Defense	70.1	11th	
Scoring Margin	-1.2	9th	
Free Throw Pct.	.660	8th	
Field Goal Pct.	.430	5th	
FG Pct. Defense	.436	9th	
3-FG Pct.	.286	11th	
3-FG Pct. Defense	.316	6th	
Rebounding Offense	36.4	7th	
Rebounding Defense	33.6	4th	
Rebound Margin	+2.9	4th	
Blocked Shots	3.4	4th	
Assists	15.1	4th	
Steals	6.4	5th	
Turnover Margin	-1.29	9th	
Assist/TO Ratio	1.0	6th	
Offensive Rebounds	10.7	5th	
Defensive Rebounds	25.7	7th	
3-FG Made	6.2	T8th	

* NCAA rankings list if in Top 50 only

INDIVIDUAL

CATEGORY	STAT	AAC	NCAA
Scoring			
Keith Williams	14.7	7th	
David DeJulius	10.5	17th	
Rebounding			
Jeremiah Davenport	9.8	25th	
Assists			
David DeJulius	4.7	2nd	
3-Point FG Made			
Jeremiah Davenport	1.6	T11th	
Blocked Shots			
Chris Vogt	1.1	4th	
Tari Eason	1.1	5th	
Keith Williams	0.7	T12th	
Assist/Turnover Ratio			
David DeJulius	2.2	4th	
Offensive Rebounds			
Tari Eason	2.2	5th	
Chris Vogt	2.0	T9th	
Defensive Rebounds			
David DeJulius	4.6	10th	
Minutes Played			
David DeJulius	31.6	12th	
Mika Adams-Woods	27.9	24th	

* NCAA rankings list if in Top 50 only

UC'S RECORD WHEN

	2020-21
Overall	7-7
Home games	4-3
Away games	3-4
Neutral site games	0-0
Conference games	5-4
vs. Top 25 teams	0-1
Overtime games	0-0
Lead at halftime	5-0
Trail at halftime	1-6
Tied at halftime	1-1
Lead with 10:00 left	4-0
Trail with 10:00 left	3-7
Tied with 10:00 left	1-0
Lead with 5:00 left	5-0
Trail with 5:00 left	2-7
Tied with 5:00 left	0-0
Lead with 2:00 left	5-0
Trail with 2:00 left	0-7
Tied with 2:00 left	2-0
Shoot better FG%	6-1
Shoot worse FG%	1-6
Shoot 50%-plus	1-0
Shoot below 50%	6-7
Opponent shoots 50%-plus	0-2
Opponent shoots below 50%	6-4
Opponent shoots below 40%	3-2
Make 7 or fewer 3FGs	5-6
Make 8 or more 3FGs	2-1
Shoot more FTs than opponent	5-2
Outrebounds opponent	5-4
Opponent outrebounds UC	1-3
Same number of rebounds	1-0
Commits fewer turnovers than opponent	2-2
Commits more turnovers than opponent	5-4
Commits same turnovers as opponent	0-1
Commits 12 or fewer turnovers	2-2
Outscores opponent bench	6-4
1-3 point games	4-1
4-5 point games	1-2
6-10 point games	1-3
11-19 point games	1-0
20-plus point games	0-1
Scores 59 or fewer points	0-1
Scores 60-69 points	4-3
Scores 70 or more points	3-3
Scores 80 or more points	0-0
Holds opponent to 50 or fewer points	0-0
Holds opponent to 51-60 points	2-0
Holds opponent to 61-70 points	4-2
Opponent scores 70-plus points	1-3
Opponent scores 80-plus points	0-2
November	0-0
December	2-5
January	1-2
February	4-0
March	0-0
Monday	0-0
Tuesday	0-1
Wednesday	2-1
Thursday	2-0
Friday	1-0
Saturday	0-4
Sunday	2-1
After a win	3-2
After a loss	3-5

BEARCATS STARTING LINEUPS

OPPONENT	UC STARTERS
Lipscomb	DeJulius, Adams-Woods, Williams, Ivanauskas, Vogt
Xavier	DeJulius, Adams-Woods, Williams, Ivanauskas, Vogt
Furman	DeJulius, Adams-Woods, Williams, Eason, Vogt
at Tennessee	DeJulius, Adams-Woods, Williams, Eason, Vogt
USF	DeJulius, Adams-Woods, Williams, Eason, Vogt
at Georgia	DeJulius, Adams-Woods, Williams, Ivanauskas, Vogt
at UCF	DeJulius, Adams-Woods, Williams, Eason, Vogt
Tulsa	DeJulius, Adams-Woods, Williams, Eason, Vogt
at SMU	DeJulius, Adams-Woods, Williams, Davenport, Eason
at Wichita State	DeJulius, Adams-Woods, Williams, Davenport, Eason
East Carolina	Postponed
at Temple	Postponed
at Houston	Postponed
Wichita State	Postponed
at USF	Postponed
at Temple	DeJulius, Saunders, Banks, Davenport, Vogt
at Tulane	DeJulius, Saunders, Williams, Davenport, Vogt
at Memphis	Postponed
Temple	DeJulius, Saunders, Williams, Davenport, Vogt
UCF	DeJulius, Saunders, Williams, Davenport, Vogt
at Houston	
at Tulsa	
Tulane	
Memphis	
SMU	
at East Carolina	

RECORD BY STARTING LINEUPS

UC STARTERS	RECORD
DeJulius, Adams-Woods, Williams, Ivanauskas, Vogt	1-2
DeJulius, Adams-Woods, Williams, Eason, Vogt	1-4
DeJulius, Adams-Woods, Williams, Davenport, Eason	1-1
DeJulius, Saunders, Banks, Davenport, Vogt	1-0
DeJulius, Saunders, Williams, Davenport, Vogt	3-0

PLAYERS IN DOUBLE FIGURES

# OF PLAYERS	0	1	2	3	4	5	6	7
TIMES THIS SEASON	0	1	5	6	1	1	0	0

LEADS & DEFICITS

LARGEST LEAD OF SEASON - 14 pts (17:13, 2nd half vs. Furman [12/9/20])
LARGEST LEAD LOST IN DEFEAT - 7 pts (16:25, 1st half at Wichita State [1/10/21])
LARGEST DEFICIT OF SEASON - 25 pts (3:31; 2nd half at Georgia [12/19/20])
LARGEST DEFICIT OVERCOME IN VICTORY - 9 pts (10:23 1st half vs. Lipscomb [12/2/20]) & 9 pts (7:45 1st half at SMU [1/7/21])

OVERTIME RECORDS

UC'S OVERALL RECORD	62-58
1 OT Games	53-46
2 OT Games	8-9
3 OT Games	0-1
4 OT Games	0-2
7 OT Games	1-0

RECORDS IN OVERTIME GAMES		
Home	31-18	.633
Schmidlapp Gym	3-4	.429
Schmidt Fieldhouse	0-1	.000
Music Hall	0-1	.000
Armory Fieldhouse	5-4	.556
Cincinnati Gardens	3-2	.600
U.S. Bank Arena	3-1	.750
Fifth Third Arena	16-5	.762
Away	19-31	.380
Neutral	12-9	.571

Current Streak: Lost 1
Longest Winning Streak: 5 (Tay Baker - 1966-67)
Longest Losing Streak: 4 (Bob Ruess, 1943 - John Weithe, 1950)
• Cincinnati's seven overtime games in 2019-20 were a school record (previous record was six during the 1966-67 season), AAC record and are one shy of the NCAA record of eight overtime games set by Western Kentucky (1978), Portland (1984) and Valparaiso (1993).
• Cincinnati's four consecutive overtime games from Feb. 9, 2020 through Feb. 19, 2020 tied the NCAA record set by Jacksonville (1982), Illinois State (1985) and Dayton (1988).
• On Dec. 21, 1981 UC & Bradley played an NCAA-record 70T game (UC won, 75-73)
• Cincinnati has been involved in two of the five NCAA tournament championship games to go into overtime. The Bearcats defeated Ohio State, 70-65, in 1961, but lost to Loyola (Ill.), 60-58, in 1963.
• In 1966-67, Cincinnati played six overtime games, winning five. The Bearcats were 5-0 at home in overtime games that season, an NCAA record.

UC COACHES IN OVERTIME GAMES			
COACH (YEARS)	NO.	RECORD	PCT.
Mick Cronin (2006-2019)	27	15-12	.556
Bob Huggins (1989-2005)	25	14-11	.560
Tay Baker (1965-72)	9	7-2	.778
Ed Jucker (1960-65)	9	4-5	.444
Ed Badger (1978-83)	8	3-5	.375
John Brannen (2019-Present)	7	4-3	.571
Tony Yates (1983-89)	7	2-5	.286
John Wiethe (1946-52)	5	1-4	.200
George Smith (1952-60)	4	3-1	.750
Gale Catlett (1972-78)	4	2-2	.500
Frank Rice (1928-32)	4	1-3	.250
Boyd Chambers (1918-28)	3	3-0	1.000
Clark Ballard (1939-42)	2	2-0	1.000
Andy Kennedy (2005-06)	2	1-1	.250
Tay Brown (1933-37)	2	0-2	.000
John Halliday (1932-33)	1	0-1	.000
Bob Ruess (1942-44)	1	0-1	.000

SPECIALTY STATISTICS

OPPONENT	RESULT	OFF TO	IN PAINT	2ND CHANCE	FAST BREAK	BENCH
Lipscomb		4	28	6	10	10
at Cincinnati	W, 67-55	19	40	11	13	13
Xavier		9	28	0	12	19
at Cincinnati	L, 69-77	16	36	3	17	12
Furman		15	30	8	2	2
at Cincinnati	W, 78-73	10	44	8	10	21
at Tennessee		14	22	8	4	20
Cincinnati	L, 56-65	11	28	2	14	20
USF		16	38	13	11	18
at Cincinnati	L, 71-74	16	34	15	10	20
at Georgia		27	46	12	27	15
Cincinnati	L, 68-83	17	40	18	16	34
at UCF		26	30	10	13	12
Cincinnati	L, 70-75	7	34	9	21	28
Tulsa		12	36	4	4	28
at Cincinnati	L, 66-70	10	28	17	10	24
at SMU		20	44	4	20	22
Cincinnati	W, 76-69	15	32	4	29	16
at Wichita State		28	44	14	12	41
at Cincinnati	L, 76-82	11	38	16	14	34
East Carolina						
at Cincinnati	Postponed					
at Temple						
Cincinnati	Postponed					
at Houston						
Cincinnati	Postponed					
Wichita State						
at Cincinnati	Postponed					
at USF						
Cincinnati	Postponed					
at Temple		17	26	1	8	10
Cincinnati	W, 63-60	13	22	6	16	20
at Tulane		14	30	10	13	6
Cincinnati	W, 64-61	13	34	13	8	21
at Memphis						
Cincinnati	Postponed					
Temple		18	30	6	5	28
at Cincinnati	W, 71-69	11	26	9	10	35
UCF		8	24	19	7	18
at Cincinnati	W, 69-68	9	34	11	17	25
at Houston						
Cincinnati						
at Tulsa						
Cincinnati						
Tulane						
at Cincinnati						
Memphis						
at Cincinnati						
SMU						
at Cincinnati						
at East Carolina						
Cincinnati						
TOTALS		OFF TO	IN PAINT	2ND CHANCE	FAST BREAK	BENCH
CINCINNATI		177	470	142	205	323
AVERAGE		12.6	33.6	10.1	14.6	23.1
OPPONENTS		228	456	115	148	249
AVERAGE		16.3	32.6	8.2	10.6	17.8



0

DAVID DeJULIUSG • 6-0 • 195 • JR-TR
Detroit, Mich.

1

ZACH HARVEYG • 6-5 • 195 • SO-1L
Overland Park, Kan.

2

KEITH WILLIAMSG • 6-5 • 215 • SR-3L
Brooklyn, N.Y.

3

MIKE SAUNDERS JR.G • 6-0 • 190 • FR-HS
Indianapolis, Ind.

13

TARI EASONF • 6-8 • 215 • FR-HS
Seattle, Wash.

20

MAMOUDOU DIARRAF • 6-9 • 225 • R-JR-2L
Bamako, Mali

23

MIKA ADAMS-WOODSG • 6-3 • 185 • SO-1L
Syracuse, N.Y.

24

JEREMIAH DAVENPORTG • 6-7 • 205 • SO-1L
Cincinnati, Ohio

30

VIKTOR LAKHINF • 6-11 • 228 • FR-HS
Anapa, Russia

31

SAM MARTING • 5-10 • 170 • SR-3L
Cincinnati, Ohio

33

CHRIS VOGTC • 7-1 • 260 • SR-1L
Mayfield, Ky.

43

ROB BANKSF • 6-5 • 210 • SO-1L
Bracknell, England

44

ADAM COOKF • 6-6 • 180 • SR-1L
Marysville, Ohio

45

MASON MADSENG • 6-4 • 190 • FR-HS
Rochester, Minn.

55

GABE MADSENG • 6-5 • 195 • FR-HS
Rochester, Minn.**JOHN BRANNEN**HEAD COACH
Second Season**JAYSON GEE**ASSISTANT COACH
Second Season**SEAN DWYER**ASSISTANT COACH
Second Season**TIM MORRIS**ASSISTANT COACH
Second Season

CINCINNATI PLAYER SEASON & CAREER HIGHS

#0 - DAVID DEJULIUS		Career
2020-21 Season		
26 at Temple, 2/4/21	Pts	26 at Temple, 2/4/21
18 at Temple, 2/4/21	FG Atts	18 at Temple, 2/4/21
10 at Temple, 2/4/21	FG Made	12 at Iowa, 1/17/20#
11 at Temple, 2/4/21	3PT-FG Atts	11 at Temple, 2/4/21
4 at Temple, 2/4/21	3PT-FG Made	4, 2x (last at Temple, 2/4/21)
6 vs. Temple, 2/12/21	FT Atts	10 vs. Purdue, 1/9/20#
5 vs. Temple, 2/12/21	FT Made	7 vs. Purdue, 1/9/20#
9, 2x (last at SMU, 1/7/21)	Rebs	9, 2x (last at SMU, 1/7/21)
12 at SMU, 1/7/21	Assts	12 at SMU, 1/7/21
4 vs. Tulsa, 1/2/21	Stls	4 vs. Tulsa, 1/2/21
1 vs. USF, 12/16/20	Blks	1, 2x (last vs. USF, 12/16/20)
36 at Tulane, 2/7/21	Mins	36 at Tulane, 2/7/21
# - Statistics from playing career at Michigan		

#1 - ZACH HARVEY		Career
2020-21 Season		
19 at Wichita State, 1/10/21	Pts	19 at Wichita State, 1/10/21
10 at Wichita State, 1/10/21	FG Atts	10 at Wichita State, 1/10/21
7 at Wichita State, 1/10/21	FG Made	7 at Wichita State, 1/10/21
4 at Wichita State, 1/10/21	3PT-FG Atts	4 at Wichita State, 1/10/21
4 at Wichita State, 1/10/21	3PT-FG Made	4 at Wichita State, 1/10/21
5 at SMU, 1/7/21	FT Atts	5 at SMU, 1/7/21
4 at SMU, 1/7/21	FT Made	4 at SMU, 1/7/21
3, 3x (last at Wichita State, 1/10/21)	Rebs	5 vs. Wichita State, 2/23/20
2, 2x (last vs. USF, 12/17/20)	Assts	4, 2x (last vs. ECU, 1/19/20)
2 vs. Temple, 2/12/21	Stls	2, 2x (last vs. Temple, 2/12/21)
0	Blks	2 vs. Vermont, 12/3/19
26 at Wichita State, 1/10/21	Mins	27 vs. Valparaiso, 11/25/19

#2 - KEITH WILLIAMS		Career
2020-21 Season		
27 vs. Furman, 12/10/20	Pts	30 at USF, 3/3/20
21 at Tulane, 2/7/21	FG Atts	21 at Tulane, 2/7/21
10 vs. Furman, 12/10/20	FG Made	12 at USF, 3/3/20
5, 2x (last at Temple, 2/4/21)	3PT-FG Atts	5, 6x (last at Temple, 2/4/21)
2, 3x (last at Temple, 2/4/21)	3PT-FG Made	4 vs. Vermont, 12/3/19
14 vs. Tulsa, 1/2/21	FT Atts	14 vs. Tulsa, 1/2/21
9 vs. Tulsa, 1/2/21	FT Made	9, 3x (last vs. Tulsa, 1/2/21)
10 at UCF, 12/22/20	Rebs	11 vs. ECU, 1/19/20
4, 2x (last vs. UCF, 2/12/21)	Assts	5, 3x (last at ECU, 2/16/20)
2, 7x (last at Tulane, 2/7/21)	Stls	4, 4x (last at USF, 3/3/20)
2, 2x (last at SMU, 1/7/21)	Blks	3, 3x (last at UConn, 2/9/20)
36 vs. Furman, 12/10/20	Mins	46 vs. UCF, 2/19/20

#3 - MIKE SAUNDERS JR.		Career
2020-21 Season		
8 vs. USF, 12/16/20	Pts	8 vs. USF, 12/16/20
4 vs. USF, 12/16/20	FG Atts	4 vs. USF, 12/16/20
2 vs. USF, 12/16/20	FG Made	2 vs. USF, 12/16/20
2, 2x (last at Temple, 2/4/21)	3PT-FG Atts	2, 2x (last at Temple, 2/4/21)
0	3PT-FG Made	0
4 vs. USF, 12/16/20	FT Atts	4 vs. USF, 12/16/20
4 vs. USF, 12/16/20	FT Made	4 vs. USF, 12/16/20
4 at UCF, 12/22/20	Rebs	4 at UCF, 12/22/20
4 vs. USF, 12/16/20	Assts	4 vs. USF, 12/16/20
2 at Tulane, 2/7/21	Stls	2 at Tulane, 2/7/21
0	Blks	0
20 at UCF, 12/22/20	Mins	20 at UCF, 12/22/20

#13 - TARI EASON		Career
2020-21 Season		
14 at SMU, 1/7/21	Pts	14 at SMU, 1/7/21
10, 3x (last at SMU, 1/7/21)	FG Atts	10, 3x (last at SMU, 1/7/21)
6 at Tulane, 2/7/21	FG Made	6 at Tulane, 2/7/21
5 at Tennessee, 12/12/20	3PT-FG Atts	5 at Tennessee, 12/12/20
1, 4x (last at SMU, 1/7/21)	3PT-FG Made	1, 4x (last at SMU, 1/7/21)
6 vs. USF, 12/16/20	FT Atts	6 vs. USF, 12/16/20
4 vs. USF, 12/16/20	FT Made	4 vs. USF, 12/16/20
9, 2x (last at Tulane, 2/7/21)	Rebs	9, 2x (last at Tulane, 2/7/21)
3, 2x (last at Tulane, 2/7/21)	Assts	3, 2x (last at Tulane, 2/7/21)
2, 6x (last at Tulane, 2/7/21)	Stls	2, 6x (last at Tulane, 2/7/21)
4 at SMU, 1/7/21	Blks	4 at SMU, 1/7/21
26, 2x (last at Georgia, 12/19/20)	Mins	26, 2x (last at Georgia, 12/19/20)

#20 - MAMOUDOU DIARRA		Career
2020-21 Season		
4 vs. Furman, 12/10/20	Pts	12 vs. Temple, 3/7/20
3 at Wichita State, 1/10/21	FG Atts	6, 4x (last vs. Temple, 3/7/20)
2 vs. Temple, 2/12/21	FG Made	4, 2x (last vs. Temple, 3/7/20)
1 vs. Lipscomb, 12/2/20	3PT-FG Atts	2 vs. Temple, 3/7/20
0	3PT-FG Made	1, 7x (last vs. Temple, 3/7/20)
2 vs. Furman, 12/10/20	FT Atts	6 at USF, 3/3/20
2 vs. Furman, 12/10/20	FT Made	4, 2x (last at USF, 3/3/20)
3 at SMU, 1/7/21	Rebs	9 vs. Alabama A&M, 11/14/19
2 vs. Xavier, 12/6/20	Assts	2 vs. Xavier, 12/6/20)
1 at SMU, 1/7/21	Stls	2, 2x (last at USF, 3/3/20)
0	Blks	2, 4x (last vs. Temple, 3/7/20)
12 at SMU, 1/7/21	Mins	24 vs. Temple, 3/7/20


#23 - MIKA ADAMS-WOODS		Career
2020-21 Season		
16 vs. Lipscomb, 12/2/20	Pts	16 vs. Lipscomb, 12/2/20
14 vs. Lipscomb, 12/2/20	FG Atts	14 vs. Lipscomb, 12/2/20
6 vs. Lipscomb, 12/2/20	FG Made	6 vs. Lipscomb, 12/2/20
6 vs. UCF, 2/14/21	3PT-FG Atts	7 vs. Memphis, 2/13/20
4 at SMU, 1/7/21	3PT-FG Made	4 at SMU, 1/7/21
6 at Temple, 2/4/21	FT Atts	6 at Temple, 2/4/21
4 vs. Furman, 12/10/20	FT Made	4, 4x (last vs. Furman, 12/10/20)
5, 2x (last vs. UCF, 2/14/21)	Rebs	6 at ECU, 2/16/20
3, 2x (last at Temple, 2/4/21)	Assts	5, 2x (last at UCF, 1/11/20)
2, 5x (last vs. Temple, 2/12/21)	Stls	2, 9x (last vs. Temple, 2/12/21)
1, 3x (last at SMU, 1/7/21)	Blks	2 vs. SMU, 1/28/20
33 vs. Lipscomb, 12/2/20	Mins	40 at ECU, 2/16/20

#24 - JEREMIAH DAVENPORT		Career
2020-21 Season		
18, 2x (last at SMU, 1/7/21)	Pts	18, 2x (last at SMU, 1/7/21)
13, 3x (last at Temple, 2/4/21)	FG Atts	13, 3x (last at Temple, 2/4/21)
7 at SMU, 1/7/21	FG Made	7 at SMU, 1/7/21
8, 2x (last at Temple, 2/4/21)	3PT-FG Atts	8, 2x (last at Temple, 2/4/21)
4 at Tennessee, 12/12/20	3PT-FG Made	8 at SMU, 1/7/21
6 at Georgia, 12/19/20	FT Atts	6, 2x (last at Georgia, 12/19/20)
5 at Georgia, 12/19/20	FT Made	5, 2x (last at Georgia, 12/19/20)
10 at SMU, 1/7/21	Rebs	10 at SMU, 1/7/21
6 vs. Temple, 2/12/21	Assts	6 vs. Temple, 2/12/21
2, 2x (last at Temple, 2/4/21)	Stls	2, 2x (last at Temple, 2/4/21)
1 at Georgia, 12/19/20	Blks	1 at Georgia, 12/19/20
36 at Temple, 2/4/21	Mins	36 at Temple, 2/4/21

#33 - CHRIS VOGT		Career
2020-21 Season		
13 vs. USF, 12/16/20	Pts	21, 2x (last at Tulane, 1/4/20)
12 vs. USF, 12/16/20	FG Atts	13 vs. Green Bay, 1/24/19#
6 vs. Lipscomb, 12/2/20	FG Made	9, 3x (last at Tulane, 1/4/20)
0	3PT-FG Atts	0
0	3PT-FG Made	0
7 vs. UCF, 2/14/21	FT Atts	9, 2x (last at Temple, 1/22/20)
3, 3x (last at Temple, 2/4/21)	FT Made	8 at Temple, 1/22/20
7, 2x (last vs. UCF, 2/14/21)	Rebs	14 vs. Green Bay, 1/24/19#
4 vs. Furman, 12/10/20	Assts	4 vs. Furman, 12/10/20
1 at Georgia, 12/19/20	Stls	3 at Wichita State, 2/6/20
6 vs. Temple, 2/12/21	Blks	6 vs. Temple, 2/12/21
32, 2x (last vs. Xavier, 12/6/20)	Mins	41 at UConn, 2/9/20
#- Statistics from playing career at Northern Kentucky		

#45 - MASON MADSEN		Career
2020-21 Season		
8 vs. UCF, 2/14/21	Pts	8 vs. UCF, 2/14/21
4 vs. Temple, 2/12/21	FG Atts	4 vs. Temple, 2/12/21
2, 2x (last vs. UCF, 2/14/21)	FG Made	2, 2x (last vs. UCF, 2/14/21)
3, 2x (last vs. Temple, 2/12/21)	3PT-FG Atts	3, 2x (last vs. Temple, 2/12/21)
1, 3x (last vs. UCF, 2/14/21)	3PT-FG Made	1, 3x (last vs. UCF, 2/14/21)
7 vs. Temple, 2/12/21	FT Atts	7 vs. Temple, 2/12/21
5 vs. Temple, 2/12/21	FT Made	5 vs. Temple, 2/12/21
4 at Temple, 2/4/21	Rebs	4 at Temple, 2/4/21
2, 2x (last vs. Temple, 2/12/21)	Assts	2, 2x (last vs. Temple, 2/12/21)
1 at Tulane, 2/7/21	Stls	1 at Tulane, 2/7/21
0	Blks	0
20 at Temple, 2/4/21	Mins	20 at Temple, 2/4/21

#55 - GABE MADSEN		Career
2020-21 Season		
3 at Georgia, 12/19/20	Pts	3 at Georgia, 12/19/20
2 vs. Lipscomb, 12/2/20	FG Atts	2 vs. Lipscomb, 12/2/20
1 at Georgia, 12/19/20	FG Made	1 at Georgia, 12/19/20
2 vs. Lipscomb, 12/2/20	3PT-FG Atts	2 vs. Lipscomb, 12/2/20
1 at Georgia, 12/19/20	3PT-FG Made	1 at Georgia, 12/19/20
0	FT Atts	0
0	FT Made	0
1, 2x (last at Georgia, 12/19/20)	Rebs	1, 2x (last at Georgia, 12/19/20)
0	Assts	0
1 vs. Lipscomb, 12/2/20	Stls	1 vs. Lipscomb, 12/2/20
0	Blks	0
7 at Georgia, 12/19/20	Mins	7 at Georgia, 12/19/20



#0 DAVID DEJULIUS

GUARD • 6-0 • 195 • JUNIOR • TR • DETROIT, MICH. (EAST ENGLISH VILLAGE PREP ACADEMY/MICHIGAN)

CONFERENCE AWARDS

» AAC Weekly Honor Roll (2x: 2/8/21; 12/14/20)

MOMENTS

- » Scored a career-high 26 points on 10-of-18 shooting with four 3-pointers and three steals at Temple (2/4)
- » Handed out 12 assists at SMU (1/7/21) the most by a Bearcat since Steve Logan (16 assists in 2001-02).
- » Scored 20 points on 6-of-10 shooting with a trio of 3-pointers at Maryland (3/8/20).
- » Made four 3-pointers against Presbyterian (12/21/19).

2020-21 Season (Junior): Scored 14 points on 6-of-12 shooting vs. UCF (2/14) ... had 12 points, seven rebounds and four assists at Tulane (2/7) ... scored a career-high 26 points on 10-of-18 shooting with four 3-pointers and three steals at Temple (2/4) ... posted 12 points, six rebounds and a game-high seven assists at Wichita State (1/10) ... handed out a career-high 12 assists to go with nine rebounds at SMU (1/7) ... posted nine points with four assists vs. Tulsa (1/2) ... tallied 11 points, seven assists and three steals at No. 12 Tennessee (12/12) ... pulled down a career-high nine rebounds vs. Furman (12/9) ... through first two games of the season, recorded 10 assists without a turnover (54 minutes of action) ... registered 16 points with five rebounds, six assists and zero turnovers in 29 minutes against Xavier (12/6) ... tallied eight points, six rebounds, four assists and no turnovers in his Bearcat debut vs. Lipscomb (12/2).

Prior to Cincinnati: Transferred from Michigan where he played the 2018-19 and 2019-20 seasons with the Wolverines ... saw action in 31 games as a sophomore in 2019-20, serving as the squad's sixth man while averaging 7.0 points, 2.4 rebounds and 1.5 assists in 20.9 minutes ... scored a career-high 20 points on 6-of-10 shooting with a trio of 3-pointers in the regular-season finale at No. 9 Maryland (3/9) ... listed on ESPN's Top 100 for the Class of 2018, tabbed as the fifth-best prospect in the state of Michigan and ranked as a four-star recruit by Rivals.com and 247Sports.com coming out of East English Village Preparatory Academy in Detroit ... tabbed a finalist for the state's Mr. Basketball award and named a two-time Class A First Team selection by the Associated Press (2017, 2018) ... chosen as a two-time Detroit News All-Detroit First Team honoree (2017, 2018) ... averaged 26.3 points, 8.1 assists and 7.7 rebounds as a senior at East English Village, including a 49-point effort against Chicago Orr ... averaged 25.0 points, 6.0 assists and 3.0 rebounds with 76 3-pointers a junior.

Personal: Born Aug. 9, 1999 in Detroit, Michigan ... son of Latrice Halthon and Ladell DeJulius ... has one brother, Terrell Thornton, and three sisters, Aaliyah DeJulius, Cerisse DeJulius and Latriece DeJulius ... right-handed.

SEASON & CAREER STATISTICS

2020-21 Season		Career
26 at Temple, 2/4/21	Pts	26 at Temple, 2/4/21
18 at Temple, 2/4/21	FG Atts	18 at Temple, 2/4/21
10 at Temple, 2/4/21	FG Made	12 at Iowa, 1/17/20#
11 at Temple, 2/4/21	3PT-FG Atts	11 at Temple, 2/4/21
4 at Temple, 2/4/21	3PT-FG Made	4, 2x (last at Temple, 2/4/21)
6 vs. Temple, 2/12/21	FT Atts	10 vs. Purdue, 1/9/20#
5 vs. Temple, 2/12/21	FT Made	7 vs. Purdue, 1/9/20#
9, 2x (last at SMU, 1/7/21)	Rebs	9, 2x (last at SMU, 1/7/21)
12 at SMU, 1/7/21	Assts	12 at SMU, 1/7/21
4 vs. Tulsa, 1/2/21	Stls	4 vs. Tulsa, 1/2/21
1 vs. USF, 12/16/20	Blks	1, 2x (last vs. USF, 12/16/20)
36 at Tulane, 2/7/21	Mins	36 at Tulane, 2/7/21

- Statistics from playing career at Michigan

MISCELLANEOUS STATISTICS

CATEGORY	2018-19	2019-20	2020-21	CAREER
Double-Figure Scoring Games	0	11	6	17
Double-Figure Rebounding Games	0	0	0	0
Double-Double Games	0	0	0	0
20-Point Scoring Games	0	1	1	2
Games Led Team in Scoring	0	1	2	3
Games Led Team in Rebounding	0	3	3	6
Games Led Team in Assists	0	1	10	11
Games With 3+ Assists	0	8	11	19
Games With 3+ Blocks	0	0	0	0
Games With 3+ Steals	0	0	2	2
Games With 3+ 3-Pointers	0	2	1	3

CAREER STATISTICS

DEJULIUS, David

SEASON	TEAM	GP-GS	MIN/AVG	Field Goals		3-Point		F-Throws		Rebounds				Scoring						
				FG-FGA	FG%	3FG-FGA	3FG%	FT-FTA	FT%	OFF	DEF	TOT	AVG	PF-FO	AST	TO	BLK	STL	PTS	AVG
2018-19	Mich	25-0	98/3.9	6-30	.200	1-15	.067	1-6	.167	1	11	12	0.5	11-0	5	5	0	5	14	0.6
2019-20	Mich	31-1	647/20.9	75-180	.417	30-83	.361	37-51	.725	7	68	75	2.4	37-0	47	20	1	13	217	7.0
2020-21	UC	14-14	444/31.7	54-143	.378	14-67	.209	25-31	.806	4	65	69	4.9	27-0	66	30	1	14	147	10.5
TOTAL FOR UC		14-14	444/31.7	54-143	.378	14-67	.209	25-31	.806	4	65	69	4.9	27-0	66	30	1	14	147	10.5
TOTAL		70-15	1189/17.0	135-353	.382	45-165	.273	63-88	.716	12	144	156	2.2	75-0	118	55	2	32	378	5.4



#0 DAVID DEJULIUS

GUARD • 6-0 • 195 • JUNIOR • TR • DETROIT, MICH. (EAST ENGLISH VILLAGE PREP ACADEMY/MICHIGAN)

GAME-BY-GAME STATISTICS

2020-21 (JUNIOR - CINCINNATI)

#00 DEJULIUS, David

Opponent	Date	GS	Total					3-Pointers		Free throws		Rebounds				PF	A	T/O	BLK	STL	PTS	AVG
			MIN	FG	FGA	PCT	3FG	3FGA	PCT	FT	FTA	PCT	OFF	DEF	TOT							
Lipscomb	12/02/2020	*	34:24	3-7	429	2-5	.400	0-0	.000	0	6	6	6.0	1	4	0	0	8	8.0			
Xavier	12/06/2020	*	29:17	6-11	545	0-2	.000	4-4	1.000	1	4	5	5.5	3	6	0	0	16	12.0			
Furman	12/09/2020	*	30:22	1-5	200	0-3	.000	5-6	.833	0	9	9	6.7	2	5	3	0	7	10.3			
at Tennessee	12/12/2020	*	33:50	5-17	294	1-6	.167	0-0	.000	1	3	4	6.0	1	7	2	0	3	11	10.5		
South Fla.	12/16/2020	*	24:12	2-5	400	1-4	.250	0-0	.000	0	1	1	5.0	2	2	0	1	0	5	9.4		
at Georgia	12/19/2020	*	27:25	3-9	333	1-5	.200	0-0	.000	0	3	3	4.7	3	1	3	0	1	7	9.0		
at UCF	12/22/2020	*	27:16	4-8	500	0-3	.000	1-1	1.000	1	2	3	4.4	2	5	4	0	9	9.0			
Tulsa	01/02/2021	*	32:52	4-12	333	1-6	.167	0-0	.000	0	2	2	4.1	2	4	1	0	0	9	9.0		
at SMU	01/07/2021	*	33:42	1-7	143	0-3	.000	0-0	.000	0	9	9	4.7	1	12	3	0	1	2	8.2		
at Wichita St.	01/10/2021	*	32:53	4-11	364	1-4	.250	3-4	.750	0	6	6	4.8	3	7	2	0	0	12	8.6		
at Temple	02/04/2021	*	35:18	10-18	556	4-11	.364	2-4	.500	0	4	4	4.7	3	3	4	0	3	26	10.2		
at Tulane	02/07/2021	*	36:20	3-11	273	2-5	.400	4-4	1.000	1	6	7	4.9	1	4	3	0	1	12	10.3		
Temple	02/12/2021	*	33:31	2-10	200	0-5	.000	5-6	.833	0	8	8	5.2	2	4	4	0	2	9	10.2		
UCF	02/14/2021	*	32:23	6-12	500	1-5	.200	1-2	.500	0	2	2	4.9	1	2	1	0	2	14	10.5		
Totals			14	443:45	54-143	.378	14-67	.209	25-31	.806	4	65	69	4.9	27	66	30	1	14	147	10.5	

Player Averages

Games Played	Minutes/game	Points/game	FG Pct	3FG Pct	FT Pct	Rebounds/game	Assists/game	Turnovers/game	Assist/Turnover ratio	Steals/game	Blocks/game
14	31.7	10.5	37.8	20.9	80.6	4.9	4.7	2.1	2.2	1.0	0.1

2019-20 (SOPHOMORE SEASON - MICHIGAN)

#00 DEJULIUS, David

Opponent	Date	GS	MIN	Total		3-Pointers		Free Throws		Rebounds				PF	A	T/O	BLK	STL	PTS	AVG	
				FG	FGA	PCT	3FG	3FGA	PCT	FT	FTA	PCT	OFF								DEF
Appalachian St.	11/05/2019		28:52	0-3	0.000	0-1	0.000	0-2	0.000	0	2	2	2.0	2	3	0	1	0	0	0	
Creighton	11/12/2019		28:24	2-4	500	1-3	333	4-4	1000	0	7	7	4.5	0	1	1	0	0	9	4.5	
Elon	11/15/2019		25:03	4-6	667	2-4	500	0-0	0.000	1	7	8	5.7	1	0	2	0	0	10	6.3	
Houston Baptist	11/22/2019		18:12	4-9	444	2-4	500	0-1	0.000	1	3	4	5.3	0	2	2	0	0	10	7.3	
vs Iowa St.	11/27/2019		21:54	5-6	833	2-3	667	2-2	1000	0	3	3	4.8	1	0	1	0	0	14	8.6	
vs North Carolina	11/28/2019		22:52	5-9	556	1-3	333	0-0	0.000	0	1	1	4.2	1	2	1	0	0	11	9.0	
vs Gonzaga	11/29/2019		21:58	3-5	600	3-5	600	0-2	0.000	0	1	1	2.5	2	1	2	0	0	9	9.0	
at Louisville	12/03/2019		18:33	0-3	0.000	0-2	0.000	2-2	1000	0	3	3	3.6	1	1	0	0	2	2	8.1	
Iowa	12/06/2019		18:05	1-6	167	0-2	0.000	0-0	0.000	0	0	0	3.2	0	3	0	0	0	2	7.4	
at Illinois	12/11/2019		18:41	3-7	429	0-1	0.000	1-1	1000	0	2	2	3.1	1	1	0	0	1	7	7.4	
Oregon	12/14/2019		23:40	5-9	556	2-5	400	2-3	667	0	0	0	2.8	1	0	1	0	2	14	8.0	
Presbyterian	12/21/2019		22:24	4-8	500	4-7	571	0-0	0.000	0	1	1	2.7	0	0	0	0	0	12	8.3	
UMass Lowell	12/29/2019		21:41	1-5	200	1-3	333	0-0	0.000	0	1	1	2.5	2	1	2	0	0	3	7.9	
at Michigan St.	01/05/2020		18:29	3-9	333	0-2	0.000	2-2	1000	1	1	2	2.5	3	1	1	1	1	8	7.9	
Purdue	01/09/2020		30:51	2-5	400	0-1	0.000	7-10	700	0	1	1	2.4	1	6	0	0	1	11	8.1	
at Minnesota	01/12/2020		20:53	2-6	333	2-4	500	0-0	0.000	0	3	3	2.4	2	0	1	0	1	6	8.0	
at Iowa	01/17/2020		18:47	5-12	417	0-3	0.000	0-0	0.000	0	4	4	2.5	2	4	0	0	0	10	8.1	
Penn St.	01/22/2020		14:20	0-3	0.000	0-1	0.000	2-2	1000	0	1	1	2.4	2	0	1	0	1	2	7.8	
Illinois	01/25/2020		19:14	3-5	600	1-2	500	0-0	0.000	0	3	3	2.5	0	0	1	0	0	7	7.7	
at Nebraska	01/28/2020	*	33:50	1-7	143	0-2	0.000	3-5	600	0	4	4	2.6	2	3	1	0	0	5	7.6	
vs Rutgers	02/01/2020		05:59	0-2	0.000	0-0	0.000	0-0	0.000	0	0	0	2.4	1	0	0	0	0	0	7.2	
Ohio St.	02/04/2020		17:38	2-5	400	1-2	500	0-0	0.000	0	3	3	2.5	1	2	1	0	0	5	7.1	
Michigan St.	02/08/2020		16:35	4-10	400	2-7	286	0-0	0.000	0	1	1	2.4	0	0	1	0	0	10	7.3	
at Northwestern	02/12/2020		21:27	3-6	500	1-2	500	0-0	0.000	0	6	6	2.5	1	7	0	0	0	7	7.3	
Indiana	02/16/2020		20:49	1-2	500	0-0	0.000	0-0	0.000	0	1	1	2.5	1	3	0	0	0	2	7.0	
at Rutgers	02/19/2020		21:14	3-6	500	1-3	333	3-4	750	0	2	2	2.5	2	0	1	0	0	10	7.2	
at Purdue	02/22/2020		23:45	2-5	400	1-3	333	1-2	500	2	1	3	2.5	0	3	1	0	2	6	7.1	
Wisconsin	02/27/2020		20:04	1-3	333	0-0	0.000	0-0	0.000	0	3	3	2.5	4	0	0	0	0	2	6.9	
at Ohio St.	03/01/2020		14:03	0-1	0.000	0-1	0.000	2-2	1000	1	1	2	2.5	0	2	0	0	0	2	6.8	
Nebraska	03/05/2020		18:59	0-3	0.000	0-1	0.000	1-2	500	1	1	2	2.5	2	1	0	0	0	1	6.6	
at Maryland	03/08/2020		19:57	6-10	600	3-6	500	5-5	1000	0	1	1	2.4	2	0	0	0	1	20	7.0	
Totals			1	647:11	75-180	.417	30-83	.361	37-51	.725	7	68	75	2.4	37	47	20	1	13	217	7.0

Player Averages

Games Played	Minutes/game	Points/game	FG Pct	3FG Pct	FT Pct	Rebounds/game	Assists/game	Turnovers/game	Assist/Turnover ratio	Steals/game	Blocks/game
31	20.9	7.0	41.7	36.1	72.5	2.4	1.5	0.6	2.4	0.4	0.0

2018-19 (FRESHMAN SEASON - MICHIGAN)

#0 DEJULIUS, David

Opponent	Date	GS	MIN	FG	Total	PCT	3-Pointers	3FG	Total	PCT	Free throws	FT	PCT	OFF	DEF	TOT	AVG	PF	A	T/O	BLK	STL	PTS	AVG
Norfolk St.	11/06/2018		04:26	0-1	.000	0-1	.000	0-0	.000	0-0	0-0	.000	0	1	1	1.0	1	0	1	0	0	0	0	0
Holy Cross	11/10/2018		00:55	0-0	.000	0-0	.000	0-0	.000	0-0	0-0	.000	0	0	0	0.5	0	0	0	0	0	0	0	0
at Villanova	11/14/2018		03:20	1-2	.500	1-2	.500	1-2	.500	0	0	0	0.3	0	0	0	0	0	0	0	0	4	1.3	
vs George Washington	11/17/2018		06:00	0-1	.000	0-1	.000	0-0	.000	0-0	0-0	.000	0	0	0.3	1	1	1	0	0	0	0	0	1.0
vs Providence	11/18/2018		03:00	0-1	.000	0-1	.000	0-0	.000	0-0	0-0	.000	0	0	0	0.2	1	0	0	0	0	0	0	0.8
Chattanooga	11/23/2018		06:33	0-3	.000	0-2	.000	0-0	.000	0-0	0-0	.000	0	0	0.2	0	1	1	0	1	0	1	0	0
Purdue	12/01/2018		01:16	0-0	.000	0-0	.000	0-0	.000	0-0	0-0	.000	0	0	0.1	1	0	0	0	0	0	0	0	0
Air Force	12/22/2018		03:56	0-0	.000	0-0	.000	0-2	.000	0-0	0-0	.000	0	0	0.1	0	0	0	0	0	0	0	0	0.5
Binghamton	12/30/2018		02:12	1-1	1.000	0-0	.000	0-0	.000	0-0	0-0	.000	0	0	0.1	0	0	0	0	0	0	1	2	0
Indiana	01/06/2019		00:42	0-0	.000	0-0	.000	0-0	.000	0-0	0-0	.000	0	0	0.1	0	0	0	0	0	0	0	0	0.6
Northwestern	01/13/2019		02:19	0-1	.000	0-0	.000	0-0	.000	0-0	0-0	.000	0	1	1	0.2	0	0	0	0	1	1	0	0.5
at Indiana	01/25/2019		01:28	0-1	.000	0-1	.000	0-0	.000	0-0	0-0	.000	0	0	0	0.2	0	0	0	0	0	0	0	0.5
Ohio St.	01/29/2019		01:21	0-1	.000	0-0	.000	0-0	.000	0-0	0-0	.000	0	1	1	0.2	0	0	0	0	0	0	0	0.5
at Iowa	02/01/2019		04:07	0-1	.000	0-1	.000	0-0	.000	0-0	1	0	1	0.3	0	0	0	0	0	0	0	0	0	0.4
Maryland	02/16/2019		05:45	1-2	.500	0-1	.000	0-0	.000	0-0	0-0	.000	0	0	0.3	0	0	0	0	0	1	2	0.5	
at Minnesota	02/21/2019		02:57	1-1	1.000	0-0	.000	0-0	.000	0-0	0-0	.000	0	1	1	0.3	1	0	0	0	0	2	0.6	
Michigan St.	02/24/2019		03:58	0-1	.000	0-0	.000	0-0	.000	0-0	0-0	.000	0	0	0.3	1	0	0	0	0	0	0	0	0.6
Nebraska	02/28/2019		16:19	1-4	.250	0-1	.000	0-1	.000	0-1	0-0	.000	0	4	4	0.5	2	0	1	0	0	0	2	0.7
at Maryland	03/03/2019		06:17	0-1	.000	0-0	.000	0-0	.000	0-0	0-0	.000	0	1	1	0.5	0	0	0	0	0	0	0	0.6
at Michigan St.	03/09/2019		07:09	1-5	.200	0-1	.000	0-1	.000	0-0	0-0	.000	0	1	1	0.6	1	2	0	0	1	2	0.8	
vs Iowa	03/15/2019		02:49	0-1	.000	0-1	.000	0-0	.000	0-0	0-0	.000	0	0	0.5	0	1	0	0	0	0	0	0	0.7
vs Minnesota	03/16/2019		06:07	0-2	.000	0-2	.000	0-0	.000	0-0	0-0	.000	0	1	1	0.5	2	0	0	0	0	0	0	0.6
vs Montana	03/21/2019		03:24	0-0	.000	0-0	.000	0-0	.000	0-0	0-0	.000	0	0	0	0.5	0	1	0	0	0	0	0	0.6
vs Florida	03/23/2019		00:25	0-0	.000	0-0	.000	0-0	.000	0-0	0-0	.000	0	0	0	0.5	0	0	0	0	0	0	0	0.6
vs Texas Tech	03/28/2019		01:17	0-0	.000	0-0	.000	0-0	.000	0-0	0-0	.000	0	0	0	0.5	0	0	0	0	0	0	0	0.6
Totals			0	98.02	6-30	.200	1-15	.067	1-6	.167	1	11	12.5	11	15	5	0.5	11	5	0	5	14	0.6	



#1 ZACH HARVEY

GUARD • 6-5 • 195 • SOPHOMORE • 1L • OVERLAND PARK, KAN. (HAYDEN HS/PROLIFIC PREP ACADEMY [CALIF.]

CONFERENCE AWARDS

» AAC Weekly Honor Roll (1/11/21)

MOMENTS

» Playing in his home state, scored a career-high 19 points with four 3-pointers at Wichita State (1/10/21).

2020-21 Season (Sophomore): Posted a career-high 19 points with four 3-pointers at Wichita State (1/10/21) ... scored 13 points on 4-of-7 shooting with a 3-pointer at SMU (1/7) ... tallied eight points with a steal vs. Tulsa (1/2) ... scored 15 points on 5-of-6 shooting at UCF (12/22) ... tallied seven points with an assist vs. Lipscomb (12/2).

2019-20 Season (Freshman): Played in 26 games as a reserve, averaging 1.8 points, 0.7 rebounds and 0.7 assists in 8.6 minutes ... scored a season-high eight points on 3-of-3 shooting with five rebounds in 13 minutes against Wichita State (2/23) ... posted six points with four assists vs. ECU (1/19).

Prior to Cincinnati: Originally reclassified to the 2020 class in September 2018 before reverting to the 2019 class ... as a 2020 prospect, tabbed a four-star prospect by 247Sports.com (No. 48) and Rivals.com (No. 50) ... was listed as the ninth-best shooting guard in the nation for the 2020 class by 247Sports.com ... attended Prolific Prep Academy in Napa, Calif., during the 2018-19 season, averaging 16.5 points, 4.9 assists and 4.8 rebounds through 11 games before an ankle injury sidelined him for the remainder of the year ... The squad posted a 29-7 record, advancing to the semifinals of the Grind Session National Championship ... played on the Under Armour Circuit for KC Run GMC during the 2018 summer, averaging 16.3 points and 3.6 rebounds while shooting 45.7 percent from the floor and 36.7 percent from three-point range ... earned class 4A-II all-state honors from both the Topeka Capital-Journal and Wichita Eagle as a junior after helping lead Hayden High School in Topeka to the state championship in 2017-18 ... averaged 23.1 points and scored a game-high 34 points with six 3-pointers in the state championship game ... participated in the 2016 USA Basketball Junior National Team October minicamp and 2017 USA Basketball Men's U16 National Team training camp.

Personal: Born Feb. 23, 2001 in Kansas City, Kansas ... son of DeCorey Harvey ... has one brother, Noah Jacobson ... uncle, Jeff Dieterich, member of track and field team (threw the javelin) at Kansas ... right-handed.

SEASON & CAREER STATISTICS

2020-21 Season

	Pts	Career
19 at Wichita State, 1/10/21	19 at Wichita State, 1/10/21	
10 at Wichita State, 1/10/21	FG Atts	10 at Wichita State, 1/10/21
7 at Wichita State, 1/10/21	FG Made	7 at Wichita State, 1/10/21
4 at Wichita State, 1/10/21	3PT-FG Atts	4 at Wichita State, 1/10/21
4 at Wichita State, 1/10/21	3PT-FG Made	4 at Wichita State, 1/10/21
5 at SMU, 1/7/21	FT Atts	5 at SMU, 1/7/21
4 at SMU, 1/7/21	FT Made	4 at SMU, 1/7/21
3, 3x (last at Wichita State, 1/10/21)	Rebs	5 vs. Wichita State, 2/23/20
2, 2x (last vs. USF, 12/17/20)	Assts	4, 2x (last vs. ECU, 1/19/20)
2 vs. Temple, 2/12/21	Stls	2, 2x (last vs. Temple, 2/12/21)
0	Blks	2 vs. Vermont, 12/3/19
26 at Wichita State, 1/10/21	Mins	27 vs. Valparaiso, 11/25/19

MISCELLANEOUS STATISTICS

CATEGORY	2019-20	2020-21	CAREER
Double-Figure Scoring Games	0	3	3
Double-Figure Rebounding Games	0	0	0
Double-Double Games	0	0	0
20-Point Scoring Games	0	0	0
Games Led Team in Scoring	0	1	1
Games Led Team in Rebounding	0	0	0
Games Led Team in Assists	1	0	1
Games With 3+ Assists	2	0	2
Games With 3+ Blocks	0	0	0
Games With 3+ Steals	0	0	0
Games With 3+ 3-Pointers	0	1	1

GAME-BY-GAME STATISTICS

2020-21 (SOPHOMORE SEASON)

#1 HARVEY, Zach

Opponent	Date	GS	MIN	Total		3-Pointers		Free throws		Rebounds			PF	A	T/O	BLK	STL	PTS	AVG		
				FG-FGA	PCT	3FG-3FGA	PCT	FT-FTA	PCT	OFF	DEF	TOT								AVG	
Lipscomb	12/02/2020		15:04	3-6	.500	1-3	.333	0-0	.000	1	1	2	2.0	0	1	0	0	7	7.0		
Xavier	12/06/2020		04:28	0-0	.000	0-0	.000	0-0	.000	0	0	0	1.0	0	0	0	0	3.5			
Furman	12/09/2020		10:55	0-1	.000	0-0	.000	0-0	.000	0	0	0	0.7	0	0	1	0	0	2.3		
at Tennessee	12/12/2020		20:59	1-4	.250	0-3	.000	0-0	.000	0	1	1	0.8	2	2	0	0	2	2.3		
South Fla.	12/16/2020		15:24	1-2	.500	1-2	.500	0-0	.000	0	0	0	0.6	2	2	1	0	3	2.4		
at Georgia	12/19/2020		13:32	1-6	.167	0-2	.000	0-1	.000	0	0	0	0.5	5	0	2	0	1	2.3		
at UCF	12/22/2020		23:31	5-6	.833	2-3	.667	3-4	.750	1	2	3	0.9	1	0	0	0	15	4.1		
Tulsa	01/02/2021		19:16	3-6	.500	1-2	.500	1-3	.333	0	1	1	0.9	3	0	0	0	1	8	4.6	
at SMU	01/07/2021		18:15	4-7	.571	1-3	.333	4-5	.800	1	2	3	1.1	2	1	2	0	13	5.6		
at Wichita St.	01/10/2021		25:48	7-10	.700	4-4	1.000	1-3	.333	1	2	3	1.3	3	1	2	0	1	19	6.9	
Temple	02/12/2021		17:52	2-5	.400	1-1	1.000	3-3	1.000	0	0	0	1.2	0	1	0	0	2	8	7.0	
UCF	02/14/2021		10:19	0-1	.000	0-1	.000	0-0	.000	0	1	1	1.2	2	0	1	0	0	0	6.4	
Totals			0	195:23	27-54	.500	11-24	.458	12-19	.632	4	10	14	1.2	20	8	9	0	5	77	6.4

Player Averages

Games Played	Minutes/game	Points/game	FG Pct	3FG Pct	FT Pct	Rebounds/game	Assists/game	Turnovers/game	Assist/Turnover ratio	Steals/game	Blocks/game
12	16.3	6.4	50.0	45.8	63.2	1.2	0.7	0.8	0.9	0.4	0.0

2019-20 (FRESHMAN SEASON)

#23 HARVEY, Zach

Opponent	Date	GS	MIN	Total		3-Pointers		Free throws		Rebounds		PF	A	T/O	BLK	STL	PTS	AVG		
				FG	FGA	3PT	3FGA	FT	FTA	OFF	DEF	TOT	AVG							
at Ohio St.	11/06/2019	02:11	0-1	.000	0-0	.000	1-2	.500	1	0	1	1.0	0	0	0	0	1	1.0		
Drake	11/11/2019	14:35	1-4	.250	0-1	.000	0-1	.000	0	0	0	0.5	1	1	0	0	2	1.5		
Alabama A&M	11/14/2019	12:12	1-1	1.000	0-0	.000	2-4	.500	0	2	2	1.0	1	2	0	0	4	2.3		
vs Illinois St.	11/22/2019	03:00	0-0	.000	0-0	.000	0-0	.000	0	0	0	0.8	1	0	0	0	0	1.8		
vs Bowling Green	11/24/2019	10:00	1-2	.500	0-0	.000	1-2	.500	0	0	0	0.6	0	0	1	0	3	2.0		
vs Valparaiso	11/25/2019	27:00	0-0	.000	0-0	.000	3-4	.750	0	1	1	0.7	3	4	2	0	3	2.2		
UNLV	11/30/2019	08:22	0-2	.000	0-0	.000	0-0	.000	0	0	0	0.6	1	1	1	0	0	1.9		
Vermont	12/03/2019	02:31	0-0	.000	0-0	.000	0-0	.000	0	1	1	0.6	1	0	1	2	0	0	1.6	
Colgate	12/14/2019	02:41	0-2	.000	0-1	.000	0-0	.000	0	0	0	0.6	0	0	1	1	0	0	1.4	
vs Iowa	12/21/2019	02:07	0-0	.000	0-0	.000	0-0	.000	0	0	0	0.5	2	0	0	0	0	1.3		
UConn	01/01/2020	03:23	0-2	.000	0-1	.000	0-0	.000	1	1	2	0.6	1	0	0	0	1	1.2		
Tulsa	01/08/2020	03:23	0-0	.000	0-0	.000	0-1	.000	0	1	1	0.7	1	0	0	0	0	1.1		
at UCF	01/11/2020	05:25	1-1	1.000	0-0	.000	0-0	.000	0	0	0	0.6	0	0	0	0	0	1.2		
East Carolina	01/19/2020	12:58	1-3	.333	1-2	.500	3-4	.750	0	1	1	0.6	2	4	0	0	1	6	1.5	
at Houston	01/22/2020	00:52	0-0	.000	0-0	.000	0-0	.000	0	0	0	0.6	2	1	0	0	0	1.4		
SMU	01/28/2020	09:43	2-3	.667	1-2	.500	0-0	.000	0	1	1	0.6	3	1	0	0	5	1.6		
Houston	02/01/2020	18:19	1-1	1.000	1-1	1.000	1-2	.500	0	0	0	0.6	2	0	2	0	1	4	1.8	
at Wichita St.	02/06/2020	05:13	0-0	.000	0-0	.000	0-0	.000	0	0	0	0.6	1	0	0	0	0	1.7		
at UConn	02/09/2020	05:33	0-0	.000	0-0	.000	0-0	.000	0	1	1	0.6	1	1	0	0	0	1.6		
Memphis	02/13/2020	13:47	2-6	.333	0-3	.000	0-1	.000	0	0	0	0.6	1	2	0	0	1	4	1.7	
at East Carolina	02/16/2020	12:39	1-2	.500	1-1	1.000	0-0	.000	0	0	0	0.5	1	0	1	0	3	1.8		
UCF	02/19/2020	03:47	0-0	.000	0-0	.000	0-0	.000	0	0	0	0.5	2	0	1	0	0	0	1.7	
Wichita St.	02/23/2020	12:49	3-3	1.000	1-1	1.000	1-1	1.000	0	5	5	0.7	0	0	2	0	2	8	2.0	
at Houston	03/01/2020	16:13	1-2	.500	0-1	.000	1-2	.500	0	1	1	0.7	3	0	0	0	1	3	2.0	
at South Fla.	03/03/2020	11:53	0-3	.000	0-1	.000	0-0	.000	1	0	1	0.7	2	1	2	0	1	0	1.9	
Temple	03/07/2020	05:58	0-2	.000	0-1	.000	0-0	.000	0	0	0	0.7	0	0	0	0	0	1.8		
Totals		0	226:35	15-40	.375	5-16	.313	13-24	.542	3	15	18	0.7	32	18	14	3	9	48	1.8

Player Averages

Games Played	Minutes/game	Points/game	FG Pct	3FG Pct	FT Pct	Rebounds/game	Assists/game	Turnovers/game	Assist/Turnover ratio	Steals/game	Blocks/game
26	8.7	1.8	37.5	31.3	54.2	0.7	0.7	0.5	1.3	0.3	0.1

CAREER STATISTICS

HARVEY, Zach

				Field Goals		3-Point		F-Throws		Rebounds										Scoring	
SEASON	TEAM	GP-GS	MIN/AVG	FG-FGA	FG%	3FG-FGA	3FG%	FT-FTA	FT%	OFF	DEF	TOT	AVG	PF-FO	AST	TO	BLK	STL	PTS	AVG	
2019-20	UC	26-0	227/8.7	15-40	.375	5-16	.313	13-24	.542	3	15	18	0.7	32-0	18	14	3	9	48	1.8	
2020-21	UC	12-0	195/16.3	27-54	.500	11-24	.458	12-19	.632	4	10	14	1.2	20-1	8	9	0	5	77	6.4	
TOTAL		38-0	422/11.1	42-94	.447	16-40	.400	25-43	.581	7	25	32	0.8	52-1	26	23	3	14	125	3.3	



#2 KEITH WILLIAMS

GUARD • 6-5 • 215 • SENIOR • 3L • BROOKLYN, N.Y. (BISHOP LOUGHLIN MEMORIAL)

CONFERENCE AWARDS

- » AAC Preseason First Team (2020-21)
- » AAC Weekly Honor Roll (3/9/20)

MOMENTS

- » Posted a career-best 30 points on 12-of-18 shooting with four steals at USF (3/3/20).
- » Scored 23 points with a career-high four 3-pointers against Vermont (12/3/19).
- » Scored a team-best 10 points during UC's second-half rally from 15 points down to No. 21 Houston (2/1/20).
- » Tallied 19 points with a trio of 3-pointers against UCLA (12/19/18).

2020-21 Season (Senior): Posted 14 points, eight rebounds and four assists vs. UCF (2/14) ... scored 20 points at Tulane (2/9) ... posted 15 points with a pair of threes at Temple (2/4) ... scored eight of his 12 points in the final five-plus minutes to help UC rally for the win at SMU (1/7) ... posted 18 points, making 9 of 14 free throws against Tulsa (1/2) ... registered his first double-double with 19 points and 10 rebounds at UCF (12/22) ... scored a game-high 27 points on 10-of-17 shooting with five rebounds, two steals and two blocks vs. Furman (12/9) ... posted a team-high 18 points with six rebounds and three assists vs. Xavier (12/6).

2019-20 Season (Junior): Started 29 of 30 games, averaging 12.6 points, 4.6 rebounds, 1.2 steals and 0.9 blocks in 28.9 minutes ... shot 43.5 percent (136 of 313) from the field, 34.2 percent (27 of 79) from 3-point range and 79.2 percent (80 of 101) from the free throw line ... ranked among league leaders during AAC games in free throw percentage (fourth at .833), field goal percentage (11th at .437), blocks (tied for 13th at 0.8), steals (15th at 1.3), points (tied for 15th at 12.7) and minutes played (22nd at 29.2) ... earned AAC Weekly Honor Roll accolades after scoring a career-high 30 points on 12-of-18 shooting with four steals during a comeback win at USF (3/3) ... posted a game-best 23 points on 6-of-10 shooting with four 3-pointers against Vermont (12/3) ... pulled down a career-high 11 rebounds against East Carolina (1/19) ... scored 10 of his 12 points during a second-half rally past No. 21 Houston (2/1) ... scored in double figures in 22 games ... led all Bearcats in points in six contests ... recorded eight multi-block games.

2018-19 Season (Sophomore): Played in 35 games with 32 starts, averaging 9.9 points, 3.2 rebounds, 1.1 assists and 1.1 steals in 25.9 minutes ... ranked among AAC leaders in blocks (11th at 0.9) ... scored a career-high 19 points on 8-of-13 shooting with a trio of 3-pointers and four assists against UCLA (12/19) ... posted 16 points on 7-of-14 shooting with four rebounds and two blocks against Xavier (12/8) ... scored 15 points on 5-of-10 shooting with a pair of threes to go with a career-high eight rebounds in 29 minutes at UNLV (12/1) ... tallied a team-high 12 points with six rebounds and three assists, including a pair a game-clinching free throws with four seconds left at UConn (2/24) ... scored 15 points with three blocks and three assists against North Carolina Central (11/13) in his first collegiate start ... scored 10 or more points in 19 games.

2017-18 Season (Freshman): Played in 33 games as a reserve, averaging 3.1 points and 1.2 rebounds in 9.8 minutes ... scored in double figures in each of his first two collegiate games, netting 10 points on 5-of-12 shooting with five rebounds in the season opener with Savannah State (11/10) and 10 points on 5-of-7 shooting against Western Carolina (11/13) ... grabbed a season-high five rebounds against Savannah State (11/10) and Tulane (3/1) ... scored nine points on 4-of-7 shooting in 14 minutes against Arkansas-Pine Bluff (12/19) ... hit a 3-pointer at No. 19 Wichita State (3/4) in the regular-season finale ... knocked in a 3-pointer just prior to the halftime buzzer at UConn (3/3).

SEASON & CAREER STATISTICS

2020-21 Season		Career
27 vs. Furman, 12/10/20	Pts	30 at USF, 3/3/20
21 at Tulane, 2/7/21	FG Atts	21 at Tulane, 2/7/21
10 vs. Furman, 12/10/20	FG Made	12 at USF, 3/3/20
5, 2x (last at Temple, 2/4/21)	3PT-FG Atts	5, 6x (last at Temple, 2/4/21)
2, 3x (last at Temple, 2/4/21)	3PT-FG Made	4 vs. Vermont, 12/3/19
14 vs. Tulsa, 1/2/21	FT Atts	14 vs. Tulsa, 1/2/21
9 vs. Tulsa, 1/2/21	FT Made	9, 3x (last vs. Tulsa, 1/2/21)
10 at UCF, 12/22/20	Rebs	11 vs. ECU, 1/19/20
4, 2x (last vs. UCF, 2/12/21)	Assts	5, 3x (last at ECU, 2/16/20)
2, 7x (last at Tulane, 2/7/21)	Stls	4, 4x (last at USF, 3/3/20)
2, 2x (last at SMU, 1/7/21)	Blks	3, 3x (last at UConn, 2/9/20)
36 vs. Furman, 12/10/20	Mins	46 vs. UCF, 2/19/20

MISCELLANEOUS STATISTICS

CATEGORY	2017-18	2018-19	2019-20	2020-21	CAREER
Double-Figure Scoring Games	2	18	22	11	53
Double-Figure Rebounding Games	0	0	1	1	2
Double-Double Games	0	0	0	1	1
20-Point Scoring Games	0	0	2	1	3
Games Led UC in Scoring	0	3	6	7	16
Games Led UC in Rebounding	0	1	5	3	9
Games Led UC in Assists	0	2	3	1	6
Games With 3+ Assists	0	4	7	4	15
Games With 3+ Blocks	0	2	2	0	4
Games With 3+ Steals	0	5	4	0	9
Games With 3+ 3-Pointers	0	1	1	0	2

Prior to Cincinnati: Named the 2017 All-New York City Player of the Year and Catholic High School Athletic Association (CHSAA) Class AA Most Valuable Player, helping Bishop Loughlin to the Brooklyn/Queens championship game and intersectional semifinals ... averaged 24.2 points and 12.6 rebounds as a senior and 15 points and 4.3 rebounds as a junior ... netted 37 points in a CHSAA Brooklyn/Queens diocesan semifinal double overtime win against Christ the King ... tallied 25 points on 12-of-17 shooting from the field in the 2017 Jordan Brand Classic Regional Boys Game at the Barclays Center ... averaged 15.0 points and 4.3 rebounds while shooting 47.8 percent (96 of 201) from the field and 40.6 percent (28 of 69) from three-point range in 17 games for New Heights, an AAU squad on the 2016 Under Armour Association's 17U summer circuit ... tabbed a four-star prospect by Rivals.com and 247Sports.

Personal: Born July 25, 1998 in Brooklyn, New York ... son of Yvette and Keith Williams Sr. ... has two

CAREER STATISTICS

WILLIAMS, Keith

				Field Goals		3-Point		F-Throws		Rebounds								Scoring		
SEASON	TEAM	GP-GS	MIN/AVG	FG-FGA	FG%	3FG-FGA	3FG%	FT-FTA	FT%	OFF	DEF	TOT	AVG	PF-FO	AST	TO	BLK	STL	PTS	AVG
2017-18	UC	33-0	325/9.8	40-104	.385	4-27	.148	17-32	.531	15	25	40	1.2	23-0	14	27	5	15	101	3.1
2018-19	UC	35-32	904/25.8	130-288	.451	21-76	.276	65-92	.707	46	65	111	3.2	84-1	38	50	31	39	346	9.9
2019-20	UC	30-29	864/28.8	136-313	.435	27-79	.342	80-101	.792	44	95	139	4.6	87-5	47	51	28	37	379	12.6
2020-21	UC	14-13	375/26.8	73-171	.427	13-44	.295	47-70	.671	22	38	60	4.3	45-3	25	31	10	16	206	14.7
TOTAL		112-74	2468/22.0	379-876	.433	65-226	.288	209-295	.708	127	223	350	3.1	239-9	124	159	74	107	1032	9.2



#2 KEITH WILLIAMS

GUARD • 6-5 • 215 • JUNIOR • 2L • BROOKLYN, N.Y. (BISHOP LOUGHLIN MEMORIAL)

GAME-BY-GAME STATISTICS

2020-21 (SENIOR SEASON)

#2 WILLIAMS, Keith

Opponent	Date	GS	MIN	Total		3-Pointers		Free throws		Rebounds			PF	A	T/O	BLK	STL	PTS	AVG		
				FG-FGA	PCT	3FG-3FGA	PCT	FT-FTA	PCT	OFF	DEF	TOT								AVG	
Lipscomb	12/02/2020	*	22:09	2-10	.200	0-3	.000	3-6	.500	0	0	0	0	3	2	2	0	2	7	7.0	
Xavier	12/06/2020	*	31:19	6-16	.375	1-5	.200	5-8	.625	0	6	6	3	1	3	2	1	0	18	12.5	
Furman	12/09/2020	*	35:34	10-17	.588	1-3	.333	6-12	.500	2	3	5	3	1	1	2	2	27	17.3		
at Tennessee	12/12/2020	*	15:14	2-5	.400	1-3	.333	1-2	.500	1	0	1	3	0	0	2	0	1	6	14.5	
South Fla.	12/16/2020	*	21:50	6-9	.667	2-4	.500	1-1	1.000	2	3	5	3	4	5	2	3	1	2	15	14.6
at Georgia	12/19/2020	*	22:32	5-11	.455	0-4	.000	4-4	1.000	2	1	3	3	5	1	2	0	0	14	14.5	
at UCF	12/22/2020	*	29:30	6-17	.353	2-3	.667	5-5	1.000	2	8	10	4	3	1	3	0	1	19	15.1	
Tulsa	01/02/2021	*	34:15	4-14	.286	1-3	.333	9-14	.643	2	2	4	4	3	1	0	1	2	18	15.5	
at SMU	01/07/2021	*	33:29	5-14	.357	0-1	.000	2-4	.500	1	3	4	4	2	3	4	2	2	12	15.1	
at Wichita St.	01/10/2021	*	24:55	4-10	.400	1-2	.500	5-6	.833	2	2	4	4	2	3	2	0	2	14	15.0	
at Temple	02/04/2021	*	22:10	6-11	.545	2-5	.400	1-2	.500	1	2	3	4	1	5	1	4	1	0	15	15.0
at Tulane	02/07/2021	*	28:34	9-21	.429	1-3	.333	1-2	.500	3	0	3	4	0	2	1	0	2	20	15.4	
Temple	02/12/2021	*	19:06	2-4	.500	1-2	.500	2-2	1.000	1	3	4	4	0	1	2	0	7	14.8		
UCF	02/14/2021	*	34:34	6-12	.500	0-3	.000	2-2	1.000	3	5	8	4	3	3	4	5	1	0	14	14.7
Totals			13	375:11	73-171	.427	13-44	.295	47-70	.671	22	38	60	4.3	45	25	31	10	16	206	14.7

Player Averages

Games Played	Minutes/ game	Points/ game	FG Pct	3FG Pct	FT Pct	Rebounds/ game	Assists/ game	Turnovers/ game	Assist/Turnover ratio	Steals/ game	Blocks/ game
14	26.8	14.7	42.7	29.5	67.1	4.3	1.8	2.2	0.8	1.1	0.7

2018-19 (SOPHOMORE SEASON)

#2 WILLIAMS, Keith

Opponent	Date	GS	MIN	Total		3-Pointers		Free throws		Rebounds				PF	A	T/O	BLK	STL	PTS	AVG		
				FG-FA	PCT	3FG-3FGA	PCT	FT-FTA	PCT	OFF	DEF	TOT	AVG									
Ohio St.	11/07/2018		13:13	1-6	.167	0-2	.000	2-2	1.000	1	2	3	3	0	1	0	1	1	4	4.0		
N.C. Central	11/13/2018	*	26:01	7-12	.583	1-2	.500	0-1	.000	3	1	4	3	5	2	3	1	3	2	15	9.5	
Milwaukee	11/16/2018	*	22:40	3-7	.429	0-2	.000	6-8	.750	1	1	2	3	0	1	1	2	0	1	12	10.3	
Western Mich.	11/19/2018	*	20:36	4-6	.667	0-0	.000	0-0	.000	3	2	5	3	5	0	0	3	1	4	8	9.8	
vs George Mason	11/23/2018	*	17:00	3-5	.600	0-1	.000	0-0	.000	1	2	3	3	4	3	0	1	0	2	6	9.0	
vs Ole Miss	11/24/2018	*	24:00	2-6	.333	2-2	1.000	3-6	.500	2	3	5	3	7	4	0	0	0	0	9	9.0	
Ark.-Pine Bluff	11/27/2018	*	26:44	6-9	.667	0-1	.000	0-0	.000	1	1	2	3	4	0	2	1	0	1	12	9.4	
at UNLV	12/01/2018	*	28:30	5-10	.500	2-2	1.000	3-4	.750	4	4	8	3	3	2	0	0	0	0	15	10.1	
Northern Ky.	12/04/2018	*	22:40	3-9	.333	0-3	.000	4-8	.500	2	2	4	4	0	3	0	2	1	1	10	10.1	
Xavier	12/08/2018	*	30:45	7-14	.500	0-3	.000	2-2	1.000	1	3	4	4	0	1	0	1	2	0	16	10.7	
at Mississippi St.	12/15/2018	*	37:00	6-13	.462	1-4	.250	2-6	.333	1	1	2	3	8	4	2	1	2	1	15	11.1	
UCLA	12/19/2018	*	24:47	6-13	.615	3-4	.750	0-1	.000	0	3	3	3	8	3	4	0	0	0	19	11.8	
South Carolina St.	12/22/2018	*	10:23	0-1	.000	0-1	.000	1-2	.500	0	1	1	3	5	3	0	1	0	0	1	10.9	
Tulane	01/02/2019		20:13	4-10	.400	0-2	.000	2-2	1.000	0	0	0	3	3	2	2	1	3	3	10	10.9	
at East Carolina	01/05/2019	*	34:00	6-12	.500	0-3	.000	1-2	.500	1	2	3	3	3	3	0	2	1	2	13	11.0	
at Tulsa	01/10/2019	*	32:00	6-11	.545	2-5	.400	0-0	.000	1	3	4	3	3	5	0	2	0	3	14	11.2	
UConn	01/12/2019	*	31:14	5-7	.714	1-2	.500	1-2	.500	1	1	2	3	2	4	1	0	1	2	12	11.1	
South Fla.	01/15/2019	*	29:27	4-7	.571	2-2	1.000	1-1	1.000	2	0	2	3	2	3	0	1	2	1	11	11.2	
at Wichita St.	01/19/2019	*	32:00	5-9	.556	1-2	.500	3-5	.600	1	0	1	3	1	2	0	4	2	0	14	11.4	
Tulsa	01/24/2019	*	21:35	1-4	.250	0-1	.000	1-2	.500	1	3	4	3	1	2	5	0	0	0	3	11.0	
at Temple	01/27/2019	*	20:21	2-6	.333	1-2	.500	4-4	1.000	3	2	5	3	2	4	0	2	0	1	9	10.9	
SMU	02/02/2019	*	28:14	4-7	.571	1-3	.333	4-6	.667	0	3	3	3	2	1	1	2	0	1	13	11.0	
at Memphis	02/07/2019	*	24:05	3-8	.375	1-2	.500	2-2	1.000	2	1	3	3	2	2	1	1	0	0	9	10.9	
at Houston	02/10/2019	*	37:05	4-13	.308	0-5	.000	0-0	.000	2	2	4	3	2	2	1	1	1	4	8	10.8	
Wichita St.	02/17/2019	*	25:27	3-6	.500	0-2	.000	9-10	.900	0	3	3	3	2	1	1	0	1	1	15	10.9	
UCF	02/21/2019	*	30:33	4-12	.333	2-3	.667	2-2	1.000	0	0	0	3	1	1	1	1	0	1	12	11.0	
at UConn	02/24/2019	*	25:30	4-9	.444	0-2	.000	4-4	1.000	2	4	6	3	2	4	3	3	1	0	12	11.0	
at SMU	02/27/2019	*	28:47	2-11	.182	0-4	.000	4-4	1.000	2	3	5	3	3	2	2	0	1	1	8	10.9	
Memphis	03/02/2019	*	33:48	4-11	.364	0-1	.000	2-4	.500	1	2	3	3	2	2	3	5	1	3	10	10.9	
at UCF	03/07/2019	*	27:30	2-8	.250	0-2	.000	0-0	.000	2	1	3	3	2	3	1	1	0	1	4	10.6	
Houston	03/10/2019		20:49	4-6	.667	1-2	.500	0-0	.000	0	1	1	3	2	4	2	2	0	0	9	10.6	
vs SMU	03/15/2019	*	25:54	1-5	.200	0-1	.000	2-2	1.000	1	0	1	1	3	1	3	0	1	1	0	4	10.4
vs Wichita St.	03/16/2019	*	26:25	3-6	.500	0-1	.000	0-0	.000	1	3	4	3	1	0	2	1	3	2	6	10.2	
vs Houston	03/17/2019	*	18:52	2-4	.500	0-0	.000	0-0	.000	0	1	1	2	1	3	1	0	2	2	1	4	10.1
vs Iowa	03/22/2019	*	25:51	2-5	.400	0-2	.000	0-0	.000	2	4	6	3	2	3	1	1	0	1	4	9.9	
Totals			32	903:58	130-288	.451	21-76	.276	65-92	.707	46	65	111	3.2	84	38	50	31	39	346	9.9	


Player Averages

Games Played	Minutes/ game	Points/ game	FG Pct	3FG Pct	FT Pct	Rebounds/ game	Assists/ game	Turnovers/ game	Assist/Turnover ratio	Steals/ game	Blocks/ game
35	25.8	9.9	45.1	27.6	70.7	3.2	1.1	1.4	0.8	1.1	0.9

2019-20 (JUNIOR SEASON)

#2 WILLIAMS, Keith

Opponent	Date	GS	MIN	Total		3-Pointers		Free throws		Rebounds			PF	A	T/O	BLK	STL	PTS	AVG						
				FG	FGA	PCT	3FG	3FGA	PCT	FT	FTA	PCT								OFF	DEF	TOT			
at Ohio St.	11/06/2019	*	28:19	5	10	.500	2	3	.667	1	2	0	2	0	3	0	1	13	13.0						
Drake	11/11/2019	*	18:33	1	2	.500	1	1	1.000	5	6	.833	0	3	3	2	0	8	10.5						
Alabama A&M	11/14/2019	*	25:00	4	9	.444	1	3	.333	2	2	1.000	1	3	4	0	1	10	11.0						
vs Illinois St.	11/22/2019	*	22:00	5	8	.625	0	1	.000	2	2	.000	0	2	2	8	3	1	12	11.0					
vs Bowling Green	11/24/2019	*	22:00	2	8	.250	0	1	.000	0	0	.000	0	2	2	6	5	1	4	9.6					
vs Valparaiso	11/25/2019	*	36:00	6	12	.500	0	2	.000	5	6	.833	1	6	7	3	2	2	17	10.8					
UNLV	11/30/2019	*	33:03	6	15	.400	1	2	.500	1	2	.500	3	5	8	4	1	3	0	2	14	11.3			
Vermont	12/03/2019	*	32:10	6	11	.545	4	4	1.000	7	8	.875	0	5	4	1	5	0	0	2	23	12.8			
at Xavier	12/07/2019	*	32:32	6	14	.429	1	4	.250	2	4	.500	3	6	9	5	1	2	0	1	15	13.0			
Colgate	12/14/2019	*	32:03	6	12	.500	0	3	.000	3	3	1.000	3	4	7	4	1	1	4	3	15	13.2			
Tennessee	12/18/2019	*	32:06	4	9	.444	0	1	.000	3	6	.500	2	3	5	4	9	2	3	4	1	10	11.3		
vs Iowa	12/21/2019	*	25:44	2	13	.154	0	3	.000	4	6	.667	1	2	3	4	8	5	1	3	1	8	12.6		
UConn	01/01/2020	*	16:28	1	6	.167	0	0	.000	2	2	1.000	2	2	4	7	3	2	2	0	0	4	11.9		
at Tulane	01/04/2020	*	33:32	6	13	.462	2	4	.500	4	4	1.000	3	3	6	4	5	0	3	1	1	18	12.4		
Tulsa	01/08/2020	*	29:41	3	11	.273	2	5	.500	1	2	.500	0	2	0	0	2	0	0	0	0	4	9.6		
at UConn	01/11/2020	*	34:18	4	10	.400	1	3	.333	1	7	.143	3	3	4	9	3	1	4	0	0	16	11.9		
at Memphis	01/16/2020	*	31:55	4	14	.286	2	3	.667	2	2	.000	3	5	8	5	1	4	2	0	1	11	12.4		
East Carolina	01/19/2020	*	23:22	3	8	.375	0	2	.000	3	.667	3	8	11	5	1	2	0	2	3	8	12.1			
at Temple	01/22/2020	*	36:23	4	8	.500	1	3	.333	1	1	.000	1	2	3	5	3	2	3	2	2	10	12.0		
SMU	01/28/2020	*	20:27	6	10	.600	1	4	.250	0	.000	0	3	3	5	3	2	1	0	2	0	13	12.1		
Houston	02/01/2020	*	27:04	3	8	.375	0	2	.000	6	8	.750	1	3	4	5	1	3	1	0	1	12	12.0		
at Wichita St.	02/06/2020	*	30:21	7	11	.636	0	2	.000	3	3	1.000	0	2	4	5	1	2	1	2	1	0	17	12.3	
at UConn	02/09/2020	*	35:05	6	15	.400	1	4	.250	0	1	.000	1	2	3	4	9	4	3	1	3	0	14	12.3	
Memphis	02/13/2020	*	23:48	5	10	.500	0	2	.000	1	3	.333	1	2	3	4	8	5	1	1	0	1	11	12.3	
at East Carolina	02/16/2020	*	34:01	7	14	.500	2	5	.400	1	2	.500	1	3	4	4	8	2	5	3	0	1	17	12.5	
at East Carolina	02/17/2020	*	46:13	10	18	.556	3	8	.375	0	0	.000	0	0	0	0	0	0	0	0	0	0	0	0	0
Wichita St.	02/23/2020	*	11:51	0	3	.000	0	1	.000	0	0	.000	2	2	4	8	4	0	2	0	1	0	1	12.2	
at Houston	03/01/2020	*	25:27	3	8	.375	1	2	.500	2	2	1.000	2	3	5	4	8	4	0	2	1	0	9	12.1	
at South Fla.	03/03/2020	*	35:32	12	18	.667	2	4	.500	4	5	.800	1	2	3	4	7	4	1	1	2	4	0	17	12.7
Temple	03/07/2020	*	29:09	5	10	.500	1	3	.333	0	0	.000	2	0	2	4	6	1	1	1	0	1	10	11.6	
Totals			29	864.06	136	313	.435	27	79	34.2	80	101	.792	44	95	139	4.6	87	47	51	28	37	379	12.6	



#3 MIKE SAUNDERS JR.

GUARD • 6-0 • 190 • FRESHMAN • HS • INDIANAPOLIS, IND. (WASATCH ACADEMY)

2020-21 Season (Freshman): Made his first career starts at Temple (2/4) and at Tulane (2/7) ... tallied eight points with a team-best four assists against USF (12/16) ... scored six points with a 3-pointer and a steal against No. 12 Tennessee (12/12).

Prior to Cincinnati: Averaged 14.4 points, 3.6 assists and 2.1 steals as a senior at Wasatch Academy (Utah), guiding the Tigers to a 27-2 record and consensus Top 5 national ranking (No. 2 in Ball is Life, No. 3 in MaxPrep' Xcellent 25 and No. 3 by ESPN) ... team featured five seniors who signed Division I scholarships and earned No. 2 seed in GEICO Nationals tournament before the event canceled due to the COVID-19 pandemic ... averaged 11.8 points, 4.3 assists and 2.0 steals as a junior while helping the squad to a 26-4 record and the program's first Top 25 national ranking in 2018-19 ... played two seasons (2016-17, 2017-18) at Lawrence North High School in Indianapolis where his team compiled a 35-17 record during his career ... averaged 10.2 points and 5.0 assists as a sophomore in 2017-18 ... rated as a four-star prospect according to ESPN ... participated in the Stephen Curry SC30 Select Camp in August 2019.

Personal: Born July 19, 2002 in Indianapolis, Indiana ... son of Nicole and Michael Saunders ... has one brother, Jonathan Saunders ... right-handed.

SEASON & CAREER STATISTICS

2020-21 Season		Career
8 vs. USF, 12/16/20	Pts	8 vs. USF, 12/16/20
4 vs. USF, 12/16/20	FG Atts	4 vs. USF, 12/16/20
2 vs. USF, 12/16/20	FG Made	2 vs. USF, 12/16/20
2, 2x (last at Temple, 2/4/21)	3PT-FG Atts	2, 2x (last at Temple, 2/4/21)
0	3PT-FG Made	0
4 vs. USF, 12/16/20	FT Atts	4 vs. USF, 12/16/20
4 vs. USF, 12/16/20	FT Made	4 vs. USF, 12/16/20
4 at UCF, 12/22/20	Rebs	4 at UCF, 12/22/20
4 vs. USF, 12/16/20	Assts	4 vs. USF, 12/16/20
2 at Tulane, 2/7/21	Stls	2 at Tulane, 2/7/21
0	Blks	0
20 at UCF, 12/22/20	Mins	20 at UCF, 12/22/20

MISCELLANEOUS STATISTICS

CATEGORY	2020-21	CAREER
Double-Figure Scoring Games	0	0
Double-Figure Rebounding Games	0	0
Double-Double Games	0	0
20-Point Scoring Games	0	0
Games Led UC in Scoring	0	0
Games Led UC in Rebounding	0	0
Games Led UC in Assists	2	2
Games With 3+ Assists	2	2
Games With 3+ Blocks	0	0
Games With 3+ Steals	0	0
Games With 3+ 3-Pointers	0	0

GAME-BY-GAME STATISTICS

2020-21 (FRESHMAN SEASON)

#3 SAUNDERS JR., Mike

Opponent	Date	GS	MIN	Total		3-Pointers		Free throws		Rebounds		PF	A	T/O	BLK	STL	PTS	AVG						
				FG-FGA	PCT	3FG-3FGA	PCT	FT-FTA	PCT	OFF	DEF								TOT	AVG				
Lipscomb	12/02/2020		03:24	0-0	.000	0-0	.000	0-0	.000	0	0	0	0	0	0	1	0	0	0.0					
Xavier	12/06/2020		09:36	1-3	.333	0-1	.000	0-0	.000	0	0	0	0	0	0	1	0	0	2	1.0				
Furman	12/09/2020		09:38	0-2	.000	0-1	.000	2-2	1.000	0	2	2	0	7	0	0	1	0	2	1.3				
at Tennessee	12/12/2020		11:31	1-2	.500	0-0	.000	0-0	.000	0	1	1	0	8	0	3	0	0	1	2	1.5			
South Fla.	12/16/2020		15:48	2-4	.500	0-0	.000	4-4	1.000	0	2	2	1	3	0	2	4	1	0	1	8	2.8		
at Georgia	12/19/2020		14:28	0-2	.000	0-2	.000	0-2	.000	0	0	0	0	0	8	3	2	3	0	1	0	2	3	
at UCF	12/22/2020		20:04	0-3	.000	0-1	.000	2-2	1.000	1	3	4	1	3	2	3	3	3	0	1	2	2	3	
Tulsa	01/02/2021		10:43	0-0	.000	0-0	.000	0-0	.000	0	0	0	1	1	1	2	1	0	0	0	0	2	0	
at SMU	01/07/2021		05:36	0-1	.000	0-0	.000	0-0	.000	0	0	0	1	0	1	0	3	0	1	0	1	0	1	8
at Wichita St.	01/10/2021		05:29	1-1	1.000	0-0	.000	0-0	.000	0	0	0	0	0	9	1	0	0	0	0	2	1	8	
at Temple	02/04/2021	*	14:49	0-3	.000	0-2	.000	0-0	.000	0	1	1	0	9	1	1	1	0	0	0	2	1	6	
at Tulane	02/07/2021	*	13:45	0-1	.000	0-0	.000	0-0	.000	0	0	0	0	8	0	1	2	0	2	0	1	5	1	
Temple	02/12/2021	*	03:36	0-1	.000	0-1	.000	0-0	.000	0	0	0	0	8	0	0	0	0	0	0	0	1	4	
UCF	02/14/2021	*	07:01	0-0	.000	0-0	.000	0-0	.000	0	0	1	1	0	8	0	1	0	0	0	0	1	3	
Totals			4	145:29	5-23	.217	0-8	.000	8-10	.800	1	10	11	0	8	14	15	16	0	7	18	1.3		

Player Averages

Games Played	Minutes/game	Points/game	FG Pct	3FG Pct	FT Pct	Rebounds/game	Assists/game	Turnovers/game	Assist/Turnover ratio	Steals/game	Blocks/game
14	10.4	1.3	21.7	0.0	80.0	0.8	1.1	1.1	0.9	0.5	0.0

CAREER STATISTICS

SAUNDERS JR., Mike

				Field Goals		3-Point		F-Throws		Rebounds									Scoring	
SEASON	TEAM	GP-GS	MIN/AVG	FG-FGA	FG%	3FG-FGA	3FG%	FT-FTA	FT%	OFF	DEF	TOT	AVG	PF-FO	AST	TO	BLK	STL	PTS	AVG
2020-21	UC	14-4	145/10.4	5-23	.217	0-8	.000	8-10	.800	1	10	11	0.8	14-0	15	16	0	7	18	1.3
TOTAL		14-4	145/10.4	5-23	.217	0-8	.000	8-10	.800	1	10	11	0.8	14-0	15	16	0	7	18	1.3



#13 TARI EASON

FORWARD • 6-8 • 215 • FRESHMAN • HS • SEATTLE, WASH. (GARFIELD HS)

2020-21 Season (Freshman): Posted 13 points with nine rebounds and two steals at Tulane (2/9) ... tallied 14 points with five rebounds, four blocks and two steals at SMU (1/7) ... accounted for 11 points, six rebounds, two assists and two steals in 26 minutes at Georgia (12/19) ... tallied 13 points and a team-best nine rebounds with three assists and two steals against USF (12/16) ... scored eight points on 4-of-7 shooting with two assists and two blocks, playing 24 minutes in his first collegiate start vs. Furman (12/9) ... grabbed a team-best eight rebounds against Xavier (12/6) ... had two points, three rebounds and two blocks in eight minutes against Lipscomb (12/2).

Prior to Cincinnati: Averaged 23.0 points, 8.0 rebounds, 3.0 steals and 1.4 blocks during the 2019-20 season at Garfield High School, helping guide his team to the 3A state championship ... averaged 21 points and 12 rebounds during the three-game tournament run, earning most valuable player accolades ... named Washington's 3A state player of the year by the Associated Press and the Washington Interscholastic Basketball Coaches Association ... tabbed the top prospect in Washington according to Prep Hoops and considered one of the nation's Top 15 forwards by Rivals.com ... rated as a 4-star prospect by Rivals.com and 247Sports.com ... played his junior season at Federal Way High School in Federal Way, Washington, where he led the North Puget Sound League's Olympic Division in rebounding (11.0 per game) while averaging 19.0 points and 2.5 blocks ... helped lead the Eagles to the Class 4A state tournament semifinals.

Personal: Born May 10, 2001 in Portsmouth, Virginia ... son of Teroya Eason ... has three brothers, Tega Eason, Angel Eason and Avante Eason ... right-handed.

SEASON & CAREER STATISTICS

2020-21 Season		Career
14 at SMU, 1/7/21	Pts	14 at SMU, 1/7/21
10, 3x (last at SMU, 1/7/21)	FG Atts	10, 3x (last at SMU, 1/7/21)
6 at Tulane, 2/7/21	FG Made	6 at Tulane, 2/7/21
5 at Tennessee, 12/12/20	3PT-FG Atts	5 at Tennessee, 12/12/20
1, 4x (last at SMU, 1/7/21)	3PT-FG Made	1, 4x (last at SMU, 1/7/21)
6 vs. USF, 12/16/20	FT Atts	6 vs. USF, 12/16/20
4 vs. USF, 12/16/20	FT Made	4 vs. USF, 12/16/20
9, 2x (last at Tulane, 2/7/21)	Rebs	9, 2x (last at Tulane, 2/7/21)
3, 2x (last at Tulane, 2/7/21)	Assts	3, 2x (last at Tulane, 2/7/21)
2, 6x (last at Tulane, 2/7/21)	Stls	2, 6x (last at Tulane, 2/7/21)
4 at SMU, 1/7/21	Blks	4 at SMU, 1/7/21
26, 2x (last at Georgia, 12/19/20)	Mins	26, 2x (last at Georgia, 12/19/20)

MISCELLANEOUS STATISTICS

CATEGORY	2020-21	CAREER
Double-Figure Scoring Games	4	4
Double-Figure Rebounding Games	0	0
Double-Double Games	0	0
20-Point Scoring Games	0	0
Games Led UC in Scoring	0	0
Games Led UC in Rebounding	6	6
Games Led UC in Assists	1	1
Games With 3+ Assists	0	0
Games With 3+ Blocks	2	2
Games With 3+ Steals	0	0
Games With 3+ 3-Pointers	0	0

GAME-BY-GAME STATISTICS

2020-21 (FRESHMAN SEASON)

#13 EASON, Tari

Opponent	Date	GS	MIN	Total		3-Pointers		Free throws		Rebounds		PF	A	T/O	BLK	STL	PTS	AVG			
				FG-FGA	PCT	3FG-3FGA	PCT	FT-FTA	PCT	OFF	DEF								TOT	AVG	
Lipscomb	12/02/2020		07:57	1-3	.333	0-1	.000	0-0	.000	2	1	3	3.0	2	1	4	2	2.0			
Xavier	12/06/2020		14:42	1-5	.200	0-1	.000	0-0	.000	3	5	8	5.5	2	2	1	0	2.20			
Furman	12/09/2020	*	23:53	4-7	.571	0-1	.000	0-0	.000	0	2	2	4.3	2	2	1	2	8.40			
at Tennessee	12/12/2020	*	26:03	3-10	.300	1-5	.200	0-1	.000	2	5	7	5.0	3	0	1	0	7.48			
South Fla.	12/16/2020	*	23:58	4-7	.571	1-2	.500	4-6	.667	5	4	9	5.8	0	3	2	1	13.64			
at Georgia	12/19/2020		26:14	5-7	.714	1-1	1.000	0-1	.000	2	4	6	5.8	1	2	3	2	11.72			
at UCF	12/22/2020	*	09:47	1-1	1.000	0-0	.000	3-4	.750	1	3	4	5.6	5	1	3	0	5.69			
Tulsa	01/02/2021	*	21:33	2-10	.200	0-1	.000	2-2	1.000	3	4	7	5.8	1	2	1	0	6.88			
at SMU	01/07/2021	*	24:44	5-10	.500	1-2	.500	3-4	.750	1	4	5	5.7	2	2	1	4	14.76			
at Wichita St.	01/10/2021	*	22:19	4-8	.500	0-2	.000	0-0	.000	2	2	4	5.5	4	0	3	1	8.76			
at Temple	02/04/2021		12:09	0-1	.000	0-1	.000	0-0	.000	2	4	6	5.5	2	0	2	1	6.93			
at Tulane	02/07/2021		25:12	6-9	.667	0-0	.000	1-3	.333	5	4	9	5.8	2	3	4	1	13.74			
Temple	02/12/2021		07:47	2-2	1.000	0-0	.000	0-0	.000	1	2	3	5.6	5	0	1	1	4.72			
UCF	02/14/2021		09:56	2-4	.500	0-0	.000	0-0	.000	2	2	4	5.5	0	2	0	0	6.93			
Totals			7	256:15	40-84	.476	4-17	.235	13-21	.619	31	46	77	5.5	31	20	27	15	14	97	6.9

Player Averages

Games Played	Minutes/game	Points/game	FG Pct	3FG Pct	FT Pct	Rebounds/game	Assists/game	Turnovers/game	Assist/Turnover ratio	Steals/game	Blocks/game
14	18.3	6.9	47.6	23.5	61.9	5.5	1.4	1.9	0.7	1.0	1.1

CAREER STATISTICS

EASON, Tari

				Field Goals		3-Point		F-Throws		Rebounds										Scoring	
SEASON	TEAM	GP-GS	MIN/AVG	FG-FGA	FG%	3FG-FGA	3FG%	FT-FTA	FT%	OFF	DEF	TOT	AVG	PF-FO	AST	TO	BLK	STL	PTS	AVG	
2020-21	UC	14-7	256/18.3	40-84	.476	4-17	.235	13-21	.619	31	46	77	5.5	31-2	20	27	15	14	97	6.9	
TOTAL		14-7	256/18.3	40-84	.476	4-17	.235	13-21	.619	31	46	77	5.5	31-2	20	27	15	14	97	6.9	



#20 MAMOUDOU DIARRA

FORWARD • 6-9 • 225 • R-JUNIOR • 2L • BAMAKO, MALI (22 FEET ACADEMY [S.C.])

2020-21 Season (R-Junior): Has returned to team after initial decision to opt out of 2020-21 after season's first three games.

2019-20 Season (R-Sophomore): Played in 28 games as a reserve, averaging 3.0 points and 2.8 rebounds in 10.3 minutes ... shot 55.4 percent (31 of 56) from the field ... shot 71.4 percent (5 of 7) from 3-point range ... scored a season-high 12 points on 4-of-6 shooting with four rebounds and two blocks in a season-high 24 minutes against Temple (3/7) ... tallied eight points with seven rebounds in 19 minutes at USF (3/3) ... posted seven points on 3-of-3 shooting with four rebounds and two blocks against East Carolina (1/19).

2018-19 Season (R-Freshman): Played in 20 games as a reserve, averaging 2.3 points and 1.9 rebounds in 6.9 minutes ... scored a season-high nine points on 4-of-6 shooting with a pair of rebounds and a block in 13 minutes against Arkansas-Pine Bluff (11/27) ... tallied eight points and five rebounds in 12 minutes against South Carolina State (12/22) ... scored six points and grabbed six rebounds in a season-high 15 minutes at UConn (2/24).

2017-18 Season (Redshirt): Played in seven games as a reserve, averaging 2.9 points, 1.9 rebounds and 0.7 blocks in 6.6 minutes ... scored a season-high nine points with six rebounds and a block in a season-high 12 minutes against Western Carolina (11/13) ... netted five points and a three-pointer with three rebounds in nine minutes against Coppin State (11/16) ... recorded a pair of blocks against Alabama State (11/27) ... scored in five of his seven games ... named to the Bearcat Honor Roll during the fall 2017 semester.

Prior to Cincinnati: Helped 22 Feet Academy to a 29-9 record in 2016-17 while earning First Team All-Grind Session accolades and averaging 18.5 points, 10.2 rebounds and 3.2 blocks ... honored as one of 30 campers from 23 countries invited to participate in the NBA's Basketball Without Borders Camp surrounding the 2015 NBA All-Star Game.

Personal: Born Oct. 4, 1997 in Bamako, Mali ... son of Mastan Baha and Salifou Diarra ... has one sister, Kadidia ... his aunt Marietou Diarra played professional basketball in France ... right-handed.

SEASON & CAREER STATISTICS

2020-21 Season	Career	
4 vs. Furman, 12/10/20	Pts	12 vs. Temple, 3/7/20
3 at Wichita State, 1/10/21	FG Atts	6, 4x (last vs. Temple, 3/7/20)
2 vs. Temple, 2/12/21	FG Made	4, 2x (last vs. Temple, 3/7/20)
1 vs. Lipscomb, 12/2/20	3PT-FG Atts	2 vs. Temple, 3/7/20
0	3PT-FG Made	1, 7x (last vs. Temple, 3/7/20)
2 vs. Furman, 12/10/20	FT Atts	6 at USF, 3/3/20
2 vs. Furman, 12/10/20	FT Made	4, 2x (last at USF, 3/3/20)
3 at SMU, 1/7/21	Rebs	9 vs. Alabama A&M, 11/14/19
2 vs. Xavier, 12/6/20	Assts	2 vs. Xavier, 12/6/20
1 at SMU, 1/7/21	Stls	2, 2x (last at USF, 3/3/20)
0	Blks	2, 4x (last vs. Temple, 3/7/20)
12 at SMU, 1/7/21	Mins	24 vs. Temple, 3/7/20

MISCELLANEOUS STATISTICS

CATEGORY	2017-18	2018-19	2019-20	CAREER
Double-Figure Scoring Games	0	0	1	1
Double-Figure Rebounding Games	0	0	0	0
Double-Double Games	0	0	0	0
20-Point Scoring Games	0	0	0	0
Games Led Team in Scoring	0	0	0	0
Games Led Team in Rebounding	0	0	0	0
Games Led Team in Assists	0	0	0	0
Games With 3+ Assists	0	0	0	0
Games With 3+ Blocks	0	0	0	0
Games With 3+ Steals	0	0	0	0
Games With 3+ Three-Pointers	0	0	0	0

CAREER STATISTICS

DIARRA, Mamoudou

				Field Goals		3-Point		F-Throws		Rebounds										Scoring	
SEASON	TEAM	GP-GS	MIN/AVG	FG-FGA	FG%	3FG-FGA	3FG%	FT-FTA	FT%	OFF	DEF	TOT	AVG	PF-FO	AST	TO	BLK	STL	PTS	AVG	
2017-18	UC	7-0	46/6.6	7-20	.350	1-2	.500	5-6	.833	5	8	13	1.9	3-0	2	4	5	1	20	2.9	
2018-19	UC	20-0	139/6.9	17-42	.405	1-2	.500	10-14	.714	11	27	38	1.9	15-0	6	4	8	5	45	2.3	
2019-20	UC	28-0	289/10.3	31-56	.554	5-7	.714	18-29	.621	28	49	77	2.8	39-0	7	20	11	10	85	3.0	
2020-21	UC	8-0	68/8.5	5-10	.500	0-1	.000	2-3	.667	4	8	12	1.5	14-0	5	3	1	1	12	1.5	
TOTAL		63-0	542/8.6	60-128	.469	7-12	.583	35-52	.673	48	92	140	2.2	71-0	20	31	25	17	162	2.6	



#20 MAMOUDOU DIARRA

FORWARD • 6-9 • 225 • R-JUNIOR • 2L • BAMAKO, MALI (22 FEET ACADEMY [S.C.]

GAME-BY-GAME STATISTICS

2020-21 (R-JUNIOR SEASON)

#20 DIARRA, Mamoudou

Opponent	Date	GS	MIN	Total		3-Pointers		Free throws		Rebounds			PF	A	T/O	BLK	STL	PTS	AVG	
				FG-FGA	PCT	3FG-3FGA	PCT	FT-FTA	PCT	OFF	DEF	TOT								AVG
Lipscomb	12/02/2020		07:12	0-1	.000	0-1	.000	0-0	.000	0	2	2	2.0	4	0	0	0	0	0.0	
Xavier	12/06/2020		08:21	1-1	1.000	0-0	.000	0-1	.000	1	0	1	1.5	1	2	1	0	2	1.0	
Furman	12/09/2020		08:13	1-1	1.000	0-0	.000	2-2	1.000	0	2	2	1.7	1	1	0	0	0	2.0	
Tulsa	01/02/2021		09:54	0-1	.000	0-0	.000	0-0	.000	1	0	1	1.5	4	1	0	1	0	1.5	
at SMU	01/07/2021		12:06	0-1	.000	0-0	.000	0-0	.000	1	2	3	1.8	2	0	0	0	1	1.2	
at Wichita St.	01/10/2021		11:25	1-3	.333	0-0	.000	0-0	.000	0	2	2	1.8	2	1	1	0	0	2.1	
Temple	02/12/2021		08:23	2-2	1.000	0-0	.000	0-0	.000	1	0	1	1.7	0	0	1	0	0	4.7	
UCF	02/14/2021		02:04	0-0	.000	0-0	.000	0-0	.000	0	0	0	1.5	0	0	0	0	0	1.5	
Totals			0	67:38	5-10	.500	0-1	.000	2-3	.667	4	8	12	1.5	14	5	3	1	12	1.5

Player Averages

Games Played	Minutes/ game	Points/ game	FG Pct	3FG Pct	FT Pct	Rebounds/ game	Assists/ game	Turnovers/ game	Assist/Turnover ratio	Steals/ game	Blocks/ game
8	8.5	1.5	50.0	0.0	66.7	1.5	0.6	0.4	1.7	0.1	0.1

2019-20 (R-SOPHOMORE SEASON)

#20 DIARRA, Mamoudou

Opponent	Date	GS	MIN	Total		3-Pointers		Free throws		Rebounds			PF	A	T/O	BLK	STL	PTS	AVG		
				FG-FGA	PCT	3FG-3FGA	PCT	FT-FTA	PCT	OFF	DEF	TOT									
N.C. Central	11/13/2018	04:11	1-1	1.000	0-0	.000	0-0	.000	0	2	2	2.0	1	0	0	0	0	2	2.0		
Western Mich.	11/19/2018	12:33	0-2	.000	0-0	.000	2-4	.500	2	4	6	4.0	2	1	0	0	1	2	2.0		
vs Ole Miss	11/24/2018	02:00	0-0	.000	0-0	.000	0-0	.000	0	1	1	3.0	0	0	0	0	0	0	1.3		
Ark.-Pine Bluff	11/27/2018	13:15	4-6	.667	1-1	1.000	0-0	.000	0	2	2	2.8	2	0	0	1	0	9	3.3		
UCLA	12/19/2018	05:01	0-2	.000	0-0	.000	0-0	.000	0	1	1	2.4	0	1	0	0	0	0	2.6		
South Carolina St.	12/22/2018	12:15	3-6	.500	0-1	.000	2-3	.667	1	4	5	2.8	1	0	0	0	0	8	3.5		
Tulane	01/02/2019	12:26	2-4	.500	0-0	.000	0-0	.000	2	4	6	3.3	1	1	0	2	1	4	3.6		
at Tulsa	01/10/2019	00:00	0-0	.000	0-0	.000	0-0	.000	0	0	0	2.9	0	0	0	0	0	0	3.1		
South Fla.	01/15/2019	02:49	0-1	.000	0-0	.000	0-0	.000	0	0	0	2.6	0	0	0	0	0	0	2.8		
at Wichita St.	01/19/2019	01:00	0-0	.000	0-0	.000	0-0	.000	0	0	0	2.3	0	0	0	0	0	0	2.5		
Tulsa	01/24/2019	10:27	2-5	.400	0-0	.000	0-0	.000	1	0	1	2.2	3	0	0	1	0	4	2.6		
at Temple	01/27/2019	02:05	0-0	.000	0-0	.000	0-0	.000	0	0	0	2.0	1	0	0	0	0	0	2.4		
at Memphis	02/07/2019	02:50	0-1	.000	0-0	.000	0-0	.000	0	2	2	2.0	0	0	0	0	0	0	2.2		
at UConn	02/24/2019	14:22	2-5	.400	0-0	.000	2-2	1.000	2	4	6	2.3	2	1	2	1	0	6	2.5		
at SMU	02/27/2019	04:48	0-0	.000	0-0	.000	0-0	.000	0	1	1	2.2	0	0	0	0	0	1	2.3		
at UCF	03/07/2019	14:48	1-3	.333	0-0	.000	1-2	.500	2	1	3	2.3	0	1	0	1	2	3	2.4		
Houston	03/10/2019	07:33	1-3	.333	0-0	.000	3-3	1.000	0	1	1	2.2	1	0	0	1	0	5	2.5		
vs SMU	03/15/2019	07:49	0-1	.000	0-0	.000	0-0	.000	1	0	1	2.1	0	1	1	0	0	0	2.4		
vs Wichita St.	03/16/2019	05:14	1-1	1.000	0-0	.000	0-0	.000	0	0	0	2.0	0	1	1	0	1	2	2.4		
vs Iowa	03/22/2019	03:27	0-1	.000	0-0	.000	0-0	.000	0	0	0	1.9	1	0	0	0	0	0	2.3		
Totals			0	138:53	17-42	.405	1-2	.500	10-14	.714	11	27	38	1.9	15	6	4	8	5	45	2.3

Player Averages

Games Played	Minutes/ game	Points/ game	FG Pct	3FG Pct	FT Pct	Rebounds/ game	Assists/ game	Turnovers/ game	Assist/Turnover ratio	Steals/ game	Blocks/ game
20	6.9	2.3	40.5	50.0	71.4	1.9	0.3	0.2	1.5	0.3	0.4

2018-19 (R-FRESHMAN SEASON)

#20 DIARRA, Mamoudou

Opponent	Date	GS	MIN	Total		3-Pointers		Free throws		Rebounds			PF	A	T/O	BLK	STL	PTS	AVG	
				FG-FA	PCT	3FG-3FGA	PCT	FT-FTA	PCT	OFF	DEF	TOT								
Savannah St.	11/10/2017	00:00	0-0	.000	0-0	.000	0-0	.000	0	0	0	0.0	0	1	0	0	0	0.0		
Western Caro.	11/13/2017	12:00	3-6	.500	0-0	.000	3-4	.750	2	4	6	3.0	1	0	1	0	9	4.5		
Coppin St.	11/16/2017	09:00	1-5	.200	1-2	.500	2-2	1.000	1	2	3	3.0	0	1	1	1	0	5.47		
Alabama St.	11/27/2017	08:00	1-4	.250	0-0	.000	0-0	.000	1	1	2	2.8	1	0	0	2	1	2.40		
Mississippi St.	12/12/2017	01:00	0-0	.000	0-0	.000	0-0	.000	0	0	0	2.2	0	0	0	0	0	3.2		
Ark.-Pine Bluff	12/19/2017	12:00	1-3	.333	0-0	.000	0-0	.000	1	0	1	2.0	1	1	2	1	0	2.30		
Memphis	12/31/2017	04:00	1-2	.500	0-0	.000	0-0	.000	0	1	1	1.9	0	0	0	0	0	2.29		
Totals		0	46:00	7-20	.350	1-2	.500	5-6	.833	5	8	13	1.9	3	2	4	5	1	20	2.9

Player Averages

Games Played	Minutes/ game	Points/ game	FG Pct	3FG Pct	FT Pct	Rebounds/ game	Assists/ game	Turnovers/ game	Assist/Turnover ratio	Steals/ game	Blocks/ game
7	6.6	2.9	35.0	50.0	83.3	1.9	0.3	0.6	0.5	0.1	0.7



#23 MIKA ADAMS-WOODS

GUARD • 6-3 • 185 • SOPHOMORE • 1L • SYRACUSE, N.Y./BISHOP LUDDEN HS/NEW HAMPTON SCHOOL (N.H.)

2020-21 Season (Sophomore): Scored 13 points with a trio of threes vs. UCF (2/14) ... posted 12 points with a pair of threes and two steals vs. Temple (2/12) ... tallied 14 points on 5-of-6 shooting with a career-high four 3-pointers at SMU (1/7) ... posted a career-high 16 points against Lipscomb (12/2).

2019-20 Season (Freshman): Started 19 of 29 games played, averaging 5.0 points, 2.2 rebounds and 1.6 assists in 21.4 minutes ... scored a season-high 14 points with a trio of 3-pointers, three assists and two steals against Memphis (2/13) ... tallied 11 points with four assists in his first collegiate start against No. 21 Tennessee (12/18) ... contributed 10 points on 4-of-4 shooting with a pair of threes at Xavier (12/7) ... registered 10 points on a pair of threes to go with five rebounds against UNLV (11/30) ... scored 10 points and grabbed a season-high six rebounds at East Carolina (2/16) ... scored in double figures in seven games.

Prior to Cincinnati: Averaged 19.0 points, 6.2 rebounds, 4.5 assists and 1.9 steals while shooting 52.5 percent from three-point range during the 2018-19 season, his second year at New Hampton School (N.H.) ... helped lead the prep school to a runner-up finish at the 2018 NEPSAC AAA Championship while averaging 16.1 points, 5.1 rebounds, 4.2 assists and 1.9 steals ... earned New England Preparatory School Athletic Council (NEPSAC) Class AAA first-team honors each of the past two seasons at the New Hampton School ... rated as the No. 10 prospect in New England by the New England Recruiting Report and the No. 2 player in the state. He was also the No. 34 point guard nationally according to Rivals.com ... spent three seasons at Bishop Ludden High School in Syracuse, N.Y., where he scored over 1,200 points. He averaged 19.8 points as a junior in 2016-17 while earning first-team All-Central New York honors.

Personal: Born Feb. 23, 2000 in Syracuse, New York ... son of Porsche and Carzel ... Guardian is Victoria Woods ... has one brother, Joseph and one sister, Myeisha ... left-handed.

SEASON & CAREER STATISTICS

2020-21 Season		Career
16 vs. Lipscomb, 12/2/20	Pts	16 vs. Lipscomb, 12/2/20
14 vs. Lipscomb, 12/2/20	FG Atts	14 vs. Lipscomb, 12/2/20
6 vs. Lipscomb, 12/2/20	FG Made	6 vs. Lipscomb, 12/2/20
6 vs. UCF, 2/14/21	3PT-FG Atts	7 vs. Memphis, 2/13/20
4 at SMU, 1/7/21	3PT-FG Made	4 at SMU, 1/7/21
6 at Temple, 2/4/21	FT Atts	6 at Temple, 2/4/21
4 vs. Furman, 12/10/20	FT Made	4, 4x (last vs. Furman, 12/10/20)
5, 2x (last vs. UCF, 2/14/21)	Rebs	6 at ECU, 2/16/20
3, 2x (last at Temple, 2/4/21)	Assts	5, 2x (last at UCF, 1/11/20)
2, 5x (last vs. Temple, 2/12/21)	Stls	2, 9x (last vs. Temple, 2/12/21)
1, 3x (last at SMU, 1/7/21)	Blks	2 vs. SMU, 1/28/20
33 vs. Lipscomb, 12/2/20	Mins	40 at ECU, 2/16/20

MISCELLANEOUS STATISTICS

CATEGORY	2019-20	2020-21	CAREER
Double-Figure Scoring Games	7	4	11
Double-Figure Rebounding Games	0	0	0
Double-Double Games	0	0	0
20-Point Scoring Games	0	0	0
Games Led Team in Scoring	0	2	2
Games Led Team in Rebounding	0	0	0
Games Led Team in Assists	2	1	3
Games With 3+ Assists	7	2	9
Games With 3+ Blocks	0	0	0
Games With 3+ Steals	0	0	0
Games With 3+ 3-Pointers	1	2	3

GAME-BY-GAME STATISTICS

2020-21 (SOPHOMORE SEASON)

#23 ADAMS-WOODS, Mika

Opponent	Date	GS	MIN	Total		3-Pointers		Free throws		Rebounds		PF	A	T/O	BLK	STL	PTS	AVG			
				FG-FA	PCT	3FG-3FA	PCT	FT-FTA	PCT	OFF	DEF								TOT	AVG	
Lipscomb	12/02/2020	*	33:15	6-14	.429	1-5	.200	3-3	1.000	1	2	3	0	1	2	1	0	16	16.0		
Xavier	12/06/2020	*	30:42	2-8	.250	0-2	.000	1-2	.500	0	1	1	2	1	3	1	1	2	5	10.5	
Furman	12/09/2020	*	26:39	1-3	.333	1-1	1.000	4-4	1.000	0	1	1	17	4	1	0	0	7	9.3		
at Tennessee	12/12/2020	*	27:29	3-6	.500	1-2	.500	1-1	1.000	0	1	1	15	2	1	2	0	1	8	9.0	
South Fla.	12/16/2020	*	27:21	2-7	.286	1-3	.333	0-0	.000	0	0	0	12	0	1	0	0	5	8.2		
at Georgia	12/19/2020	*	26:09	3-13	.231	0-5	.000	2-2	1.000	0	2	2	13	1	2	0	1	2	8	8.2	
at UCF	12/22/2020	*	28:57	3-6	.500	1-4	.250	2-2	1.000	3	0	3	16	3	1	3	0	9	8.3		
Tulsa	01/02/2021	*	23:43	1-7	.143	0-3	.000	3-3	1.000	1	3	2	16	0	1	1	0	5	7.9		
at SMU	01/07/2021	*	29:51	5-6	.833	4-5	.800	0-0	.000	1	3	4	19	3	2	2	1	2	14	8.6	
at Wichita St.	01/10/2021	*	30:40	0-5	.000	0-2	.000	2-2	1.000	0	2	2	19	1	2	0	0	0	2	7.9	
at Temple	02/04/2021	*	22:23	0-2	.000	0-1	.000	3-6	.500	0	1	1	18	1	3	0	0	1	3	7.5	
at Tulane	02/07/2021	*	23:43	2-4	.500	1-2	.500	0-0	.000	0	1	1	18	1	1	1	0	2	5	7.3	
Temple	02/12/2021	*	31:44	4-8	.500	2-4	.500	2-2	1.000	0	5	5	20	1	1	2	0	2	12	7.6	
UCF	02/14/2021	*	30:17	4-8	.500	3-6	.500	2-2	1.000	0	5	5	22	1	1	1	0	1	13	8.0	
Totals			10	392:53	36-97	.371	15-45	.333	25-29	.862	6	25	31	2.2	20	22	14	3	13	112	8.0

Player Averages

Games Played	Minutes/game	Points/game	FG Pct	3FG Pct	FT Pct	Rebounds/game	Assists/game	Turnovers/game	Assist/Turnover ratio	Steals/game	Blocks/game
14	28.1	8.0	37.1	33.3	86.2	2.2	1.6	1.0	1.6	0.9	0.2

2019-20 (FRESHMAN SEASON)

#3 ADAMS-WOODS, Mika

Opponent	Date	GS	MIN	Total		3-Pointers		Free Throws		Rebounds			PF	A	T/O	BLK	STL	PTS	AVG		
				FG-FGA	PCT	3FG-3FGA	PCT	FT-FTA	PCT	OFF	DEF	TOT	AVG								
Drake	11/11/2019		13:32	1-3	.333	0-0	.000	0-0	.000	0	5	5	5.0	2	3	0	0	1	2	2.0	
Alabama A&M	11/14/2019		13:30	1-3	.333	1-2	.500	2-2	1.000	0	1	1	3.0	1	1	4	0	0	5	3.5	
vs Illinois St.	11/22/2019		13:00	0-0	.000	0-0	.000	0-1	.000	0	1	1	2.3	1	0	3	0	0	0	2.3	
vs Bowling Green	11/24/2019		04:00	0-1	.000	0-0	.000	0-0	.000	0	0	0	1.8	0	0	0	0	0	0	1.8	
vs Valparaiso	11/25/2019		18:00	4-6	.667	1-2	.500	1-1	1.000	0	1	1	1.6	2	0	2	0	1	10	3.4	
UNLV	11/30/2019		28:39	4-6	.667	2-4	.500	0-1	.000	0	5	5	2.2	4	1	1	1	0	10	4.5	
Vermont	12/03/2019		17:38	1-2	.500	0-0	.000	4-4	1.000	0	3	3	2.3	1	2	1	0	1	6	4.7	
at Xavier	12/07/2019		21:08	4-4	1.000	2-2	1.000	0-0	.000	0	3	3	2.4	1	0	2	0	0	10	5.4	
Colgate	12/14/2019		24:24	2-5	.400	2-4	.500	2-2	1.000	0	1	1	2.0	0	0	1	0	0	8	5.7	
Tennessee	12/18/2019	*	31:23	3-6	.500	1-3	.333	4-4	1.000	0	3	3	2.3	1	4	0	0	0	11	6.2	
vs Iowa	12/21/2019	*	22:38	3-5	.600	2-3	.667	2-2	1.000	0	5	5	2.5	4	1	0	0	2	10	6.5	
UCConn	01/01/2020	*	26:50	1-3	.333	1-2	.500	1-2	.500	0	3	3	2.6	2	5	2	0	0	4	6.3	
at Tulane	01/04/2020	*	13:42	1-4	.250	0-3	.000	0-0	.000	0	1	1	2.5	5	0	1	0	0	2	6.0	
Tulsa	01/08/2020	*	13:41	0-1	.000	0-1	.000	0-0	.000	0	1	1	2.4	4	0	1	0	0	0	5.6	
at UCF	01/11/2020	*	20:00	1-2	.500	1-2	.500	0-0	.000	0	1	1	2.3	1	5	0	0	1	3	5.4	
at Memphis	01/16/2020	*	26:09	1-4	.250	0-3	.000	0-0	.000	0	1	1	2.2	3	2	0	2	2	5.2		
East Carolina	01/19/2020	*	18:09	1-2	.500	1-2	.500	0-0	.000	1	2	3	2.2	2	4	0	1	1	3	5.1	
at Temple	01/22/2020	*	22:12	1-4	.250	1-4	.250	0-0	.000	0	2	2	2.2	1	1	1	0	0	3	4.9	
SMU	01/28/2020	*	21:47	0-2	.000	0-1	.000	0-0	.000	0	1	1	2.2	0	1	1	2	2	0	4.6	
Houston	02/01/2020	*	23:09	1-4	.250	0-2	.000	0-0	.000	0	1	1	2.1	2	1	0	0	0	2	4.6	
at Wichita St.	02/06/2020	*	17:51	2-4	.500	0-0	.000	0-0	.000	0	0	0	2.0	2	2	0	0	0	4	4.5	
at UConn	02/09/2020	*	20:34	1-1	1.000	1-1	1.000	0-0	.000	0	3	3	2.0	4	0	2	0	0	3	4.5	
Memphis	02/13/2020	*	35:57	4-10	.400	3-7	.429	3-4	.750	1	3	4	2.1	1	3	0	1	2	14	4.9	
at East Carolina	02/16/2020	*	39:44	4-9	.444	1-3	.333	1-2	.500	3	3	6	2.3	3	4	3	1	2	10	5.1	
UCF	02/19/2020	*	21:44	1-3	.333	0-1	.000	2-2	1.000	0	0	0	2.2	4	2	2	0	0	4	5.0	
Wichita St.	02/23/2020	*	28:33	3-7	.429	0-1	.000	1-2	.500	3	2	5	2.3	0	0	0	0	0	7	5.1	
at Houston	03/01/2020	*	29:29	1-4	.250	1-2	.500	3-4	.750	0	2	2	2.3	1	0	1	0	1	6	5.1	
at South Fla.	03/03/2020	*	23:16	0-1	.000	0-1	.000	4-4	1.000	0	1	1	2.3	2	1	1	0	0	4	5.1	
Temple	03/07/2020		17:57	1-4	.250	1-3	.333	0-2	.000	0	1	1	2.2	1	2	0	1	0	3	5.0	
Totals			19	622:36	47-110	.427	22-59	.373	30-39	.769	8	56	64	2.2	57	45	31	8	17	146	5.0

Player Averages

Games Played	Minutes/game	Points/game	FG Pct	3FG Pct	FT Pct	Rebounds/game	Assists/game	Turnovers/game	Assist/Turnover ratio	Steals/game	Blocks/game
29	21.5	5.0	42.7	37.3	76.9	2.2	1.6	1.1	1.5	0.6	0.3

CAREER STATISTICS

ADAMS-WOODS, Mika

SEASON	TEAM	GP-GS	MIN/AVG	Field Goals FG-FGA FG%	3-Point 3FG-FGA 3FG%	F-Throws FT-FTA FT%	Rebounds OFF DEF TOT AVG	PF-FO	AST TO	BLK STL	PTS AVG
2019-20	UC	29-19	623/21.5	47-110 .427	22-59 .373	30-39 .769	8 56 64 2.2	57-1	45 31	8 17	146 5.0
2020-21	UC	14-10	393/28.1	36-97 .371	15-45 .333	25-29 .862	6 25 31 2.2	20-0	22 14	3 13	112 8.0
TOTAL		43-29	1015/23.6	83-207 .401	37-104 .356	55-68 .809	14 81 95 2.2	77-1	67 45	11 30	258 6.0



#24 JEREMIAH DAVENPORT

GUARD • 6-7 • 205 • SOPHOMORE • 1L • CINCINNATI, OHIO (MOELLER HS/HARGRAVE MILITARY ACADEMY)

2019-20 Season (Sophomore): Registered 14 points with a trio of threes and a team-high seven rebounds at Temple (2/4) ... posted first career double-double with 18 points and 10 rebounds with a trio of threes in first career start at SMU (1/7) ... tallied 16 points with a trio of threes and a team-high seven rebounds vs. Tulsa (1/2) ... scored a team-high 18 points with six rebounds at Georgia (12/19) ... poured in 14 points with four 3-pointers at No. 12 Tennessee (12/12) ... hit a pair of threes against Xavier (12/6).

2019-20 Season (Freshman): Played in 18 games as a reserve, averaging 1.9 points and 1.0 rebounds in 6.8 minutes ... underwent season-ending knee surgery on Mar. 2 ... shot 76.5 percent (13 of 17) from the free throw line ... scored a season-high eight points in 12 minutes against Memphis (2/13) ... posted seven points and a season-best six rebounds in a season-high 16 minutes against Bowling Green (11/25).

Prior to Cincinnati: Averaged 16.5 points, 7.4 rebounds and 2.1 steals while shooting 42 percent from three-point range at Hargrave Military Academy (Chatham, Va.) ... helped guide the Tigers to a 35-3 overall mark last season while earning most valuable player honors at the Legacy Nissan Classic and National Prep Showcase ... averaged 15.7 points, 6.2 rebounds and 2.1 assists and shooting 59 percent from the field as a senior at Moeller in 2017-18 ... earned Greater Cincinnati Boys Basketball Player of the Year accolades, Greater Catholic League South Co-Player of the Year honors and was named an Ohio Division I Boys Basketball Third-Team selection by the Ohio Prep Sportswriters Association ... helped lead the Crusaders to consecutive state championship game appearances as a junior and senior, winning the title in 2017-18 ... Moeller posted a 55-4 mark with Davenport playing varsity as a junior and senior, including a 27-3 record in 2017-18.

Personal: Born Sept. 24, 1999 in Cincinnati, Ohio ... son of Sheila and Darren Davenport ... has two brothers, Michael and Joshua, and three sisters Gabrielle, Naomi and Deborah ... comes from a basketball family, mother (Morehead State) and father (Alcorn State), along with brothers, Michael (St. Bonaventure, 2008-12) and Joshua (Winthrop, 2013-17) and sister, Naomi (West Virginia, 2017-19) all played NCAA Division I basketball ... right-handed.

SEASON & CAREER STATISTICS

2020-21 Season

	Pts	Career
18, 2x (last at SMU, 1/7/21)	18, 2x (last at SMU, 1/7/21)	
13, 3x (last at Temple, 2/4/21)	FG Atts	13, 3x (last at Temple, 2/4/21)
7 at SMU, 1/7/21	FG Made	7 at SMU, 1/7/21
8, 2x (last at Temple, 2/4/21)	3PT-FG Atts	8, 2x (last at Temple, 2/4/21)
4 at Tennessee, 12/12/20	3PT-FG Made	8 at SMU, 1/7/21
6 at Georgia, 12/19/20	FT Atts	6, 2x (last at Georgia, 12/19/20)
5 at Georgia, 12/19/20	FT Made	5, 2x (last at Georgia, 12/19/20)
10 at SMU, 1/7/21	Rebs	10 at SMU, 1/7/21
6 vs. Temple, 2/12/21	Assts	6 vs. Temple, 2/12/21
2, 2x (last at Temple, 2/4/21)	Stls	2, 2x (last at Temple, 2/4/21)
1 at Georgia, 12/19/20	Blks	1 at Georgia, 12/19/20
36 at Temple, 2/4/21	Mins	36 at Temple, 2/4/21

MISCELLANEOUS STATISTICS

CATEGORY

	2019-20	2020-21	CAREER
Double-Figure Scoring Games	0	5	5
Double-Figure Rebounding Games	0	0	0
Double-Double Games	0	0	0
20-Point Scoring Games	0	0	0
Games Led Team in Scoring	0	3	3
Games Led Team in Rebounding	0	5	5
Games Led Team in Assists	0	2	2
Games With 3+ Assists	0	2	2
Games With 3+ Blocks	0	0	0
Games With 3+ Steals	0	0	0
Games With 3+ 3-Pointers	0	3	3

GAME-BY-GAME STATISTICS

2020-21 (SOPHOMORE SEASON)

#24 DAVENPORT, Jeremiah

Opponent	Date	GS	MIN	Total		3-Pointers		Free throws		Rebounds		PF	A	T/O	BLK	STL	PTS	AVG		
				FG-FGA	PCT	3FG-3FGA	PCT	FT-FTA	PCT	OFF	DEF								TOT	AVG
Lipscomb	12/02/2020		14:05	2-3	.667	0-1	.000	0-0	.000	0	2	2	2	0	4	2	0	4	4.0	
Xavier	12/06/2020		16:35	2-6	.333	2-4	.500	0-0	.000	1	0	1	1.5	3	0	1	0	6	5.0	
Furman	12/09/2020		15:43	3-4	.750	2-3	.667	0-0	.000	1	0	1	1.3	2	2	2	0	1	8.0	
at Tennessee	12/12/2020		25:59	5-8	.625	4-7	.571	0-1	.000	0	2	2	1.5	3	0	0	1	14	8.0	
South Fla.	12/16/2020		25:41	2-7	.286	0-3	.000	0-0	.000	1	1	2	1.6	2	0	1	0	1	4	7.2
at Georgia	12/19/2020		23:53	6-13	.462	1-6	.167	5-6	.833	5	1	6	2.3	2	0	4	1	1	18	9.0
at UCF	12/22/2020		24:06	2-5	.400	0-1	.000	3-5	.600	1	5	6	2.9	1	2	2	0	7	7.8	
Tulsa	01/02/2021		27:19	6-9	.667	3-4	.750	1-1	1.000	3	4	7	3.4	2	0	2	0	1	16	9.6
at SMU	01/07/2021	*	31:15	7-13	.538	3-8	.375	1-1	1.000	1	9	10	4.1	1	1	1	0	0	18	10.6
at Wichita St.	01/10/2021	*	28:38	2-9	.222	0-6	.000	2-2	1.000	1	5	6	4.3	2	1	2	0	1	6	10.1
at Temple	02/04/2021	*	35:54	5-13	.385	3-8	.375	1-3	.333	1	6	7	4.5	0	2	1	1	2	14	10.5
at Tulane	02/07/2021	*	28:34	2-6	.333	1-3	.333	0-0	.000	1	3	4	4.5	1	2	2	0	0	5	10.0
Temple	02/12/2021	*	35:20	5-12	.417	2-7	.286	0-1	.000	1	7	8	4.8	2	6	1	0	0	12	10.2
UCF	02/14/2021	*	29:47	1-6	.167	1-5	.200	2-2	1.000	1	5	6	4.9	2	2	3	0	0	5	9.8
Totals			6:36:24.9	50-114	.439	22-66	.333	15-22	.682	18	50	68	4.9	23	22	24	2	10	137	9.8

Player Averages

Games Played	Minutes/game	Points/game	FG Pct	3FG Pct	FT Pct	Rebounds/game	Assists/game	Turnovers/game	Assist/Turnover ratio	Steals/game	Blocks/game
14	25.9	9.8	43.9	33.3	68.2	4.9	1.6	1.7	0.9	0.7	0.1

2019-20 (FRESHMAN SEASON)

#1 DAVENPORT, Jeremiah

Opponent	Date	GS	MIN	Total		3-Pointers		Free throws		Rebounds		PF	A	T/O	BLK	STL	PTS	AVG		
				FG-FGA	PCT	3FG-3FGA	PCT	FT-FTA	PCT	OFF	DEF								TOT	AVG
at Ohio St.	11/06/2019		04:22	0-0	.000	0-0	.000	3-3	1.000	1	1	2	2.0	4	0	0	0	3	3.0	
Drake	11/11/2019		07:16	0-2	.000	0-1	.000	0-0	.000	0	2	2	2.0	0	0	0	0	1.5		
Alabama A&M	11/14/2019		12:24	2-4	.500	1-1	1.000	1-3	.333	2	1	3	2.3	0	0	1	0	6	3.0	
vs Illinois St.	11/22/2019		07:00	0-1	.000	0-1	.000	0-0	.000	0	1	1	2.0	0	0	1	0	0	2.3	
vs Bowling Green	11/24/2019		16:00	1-3	.333	0-0	.000	5-6	.833	3	3	6	2.8	4	0	2	0	7	3.2	
vs Valparaiso	11/25/2019		10:00	1-2	.500	0-0	.000	0-0	.000	0	1	1	2.5	2	1	0	0	1	2.0	
UNLV	11/30/2019		07:12	1-1	1.000	0-0	.000	0-0	.000	0	0	0	2.1	0	0	0	0	1	2.9	
Vermont	12/03/2019		03:54	0-1	.000	0-1	.000	0-0	.000	0	1	1	2.0	4	0	1	0	0	2.5	
at Xavier	12/07/2019		06:49	0-0	.000	0-0	.000	0-0	.000	0	0	0	1.8	0	0	0	0	0	2.2	
Colgate	12/14/2019		03:55	0-2	.000	0-1	.000	0-0	.000	0	0	0	1.6	0	0	0	0	0	2.0	
at Tulane	01/04/2020		04:17	1-2	.500	1-2	.500	0-0	.000	0	0	0	1.5	1	0	0	0	0	2.0	
Tulsa	01/08/2020		08:17	0-2	.000	0-2	.000	0-0	.000	0	0	0	1.3	0	0	1	0	0	1.9	
East Carolina	01/19/2020		05:10	0-1	.000	0-1	.000	2-2	1.000	0	0	0	1.2	0	0	1	0	1	2.9	
SMU	01/28/2020		01:27	0-0	.000	0-0	.000	0-0	.000	0	1	1	1.2	0	0	0	0	0	1.8	
Memphis	02/13/2020		11:27	3-7	.429	0-4	.000	2-3	.667	0	1	1	1.2	1	1	1	0	1	8.2	
at East Carolina	02/16/2020		03:04	0-0	.000	0-0	.000	0-0	.000	0	0	0	1.1	1	0	2	0	0	2.1	
UCF	02/19/2020		08:14	1-2	.500	0-0	.000	0-0	.000	0	0	0	1.1	1	0	0	0	1	2.1	
Wichita St.	02/23/2020		03:19	0-0	.000	0-0	.000	0-0	.000	0	0	0	1.0	0	0	0	0	0	1.9	
Totals			0:12:40.7	10-30	.333	2-14	.143	13-17	.765	6	12	18	1.0	18	2	11	0	6	35	1.9

Player Averages

Games Played	Minutes/game	Points/game	FG Pct	3FG Pct	FT Pct	Rebounds/game	Assists/game	Turnovers/game	Assist/Turnover ratio	Steals/game	Blocks/game
18	6.9	1.9	33.3	14.3	76.5	1.0	0.1	0.6	0.2	0.3	0.0

CAREER STATISTICS

DAVENPORT, Jeremiah

SEASON	TEAM	GP-GS	MIN/AVG	Field Goals FG-FGA FG%	3-Point 3FG-FGA 3FG%	F-Throws FT-FTA FT%	Rebounds OFF DEF TOT AVG	Scoring PF-FO AST TO BLK STL PTS AVG
2019-20	UC	18-0	124/6.9	10-30 .333	2-14 .143	13-17 .765	6 12 18 1.0	18-0 2 11 0 6 35 1.9
2020-21	UC	14-6	363/25.9	50-114 .439	22-66 .333	15-22 .682	18 50 68 4.9	23-0 22 24 2 10 137 9.8
TOTAL		32-6	487/15.2	60-144 .417	24-80 .300	28-39 .718	24 62 86 2.7	41-0 24 35 2 16 172 5.4



#30 VIKTOR LAKHIN

FORWARD • 6-11 • 228 • FRESHMAN • HS • ANAPA, RUSSIA/CSKA-2

Prior to Cincinnati: Averaged 9.8 points and 7.0 rebounds while shooting 47.2 percent from the field at the 2019 FIBA Under 18 European Championship where he helped guide the Russians to a sixth-place finish ... saw four seasons of play as a member of the CSKA-2 Moscow club team ... averaged 12.0 points, 5.9 rebounds and 1.4 blocks while shooting 47.2 percent from the field in 12 games as a junior playing in the U-21 Youth Championship.

Personal: Born July 30, 2001 in Anapa, Russia ... son of Olga and Alexander Lakhim ... has two brothers, Alexander and Vasilii ... right-handed.

SEASON & CAREER STATISTICS		
2020-21 Season		Career
0	Pts	0
0	FG Atts	0
0	FG Made	0
0	3PT-FG Atts	0
0	3PT-FG Made	0
0	FT Atts	0
0	FT Made	0
0	Rebs	0
0	Assts	0
0	Stls	0
0	Blks	0
0	Mins	0

MISCELLANEOUS STATISTICS		
CATEGORY	2020-21	CAREER
Double-Figure Scoring Games	0	0
Double-Figure Rebounding Games	0	0
Double-Double Games	0	0
20-Point Scoring Games	0	0
Games Led UC in Scoring	0	0
Games Led UC in Rebounding	0	0
Games Led UC in Assists	0	0
Games With 3+ Assists	0	0
Games With 3+ Blocks	0	0
Games With 3+ Steals	0	0
Games With 3+ 3-Pointers	0	0

GAME-BY-GAME STATISTICS		
2020-21 (FRESHMAN SEASON)		

CAREER STATISTICS



#31 SAM MARTIN

GUARD • 5-10 • 170 • SENIOR • 3L • CINCINNATI, OHIO (SUMMIT COUNTRY DAY)

2020-21 Season (Senior): Had an assist and drew a charge in four minutes at Tulane (2/7) in season debut.

2019-20 Season (Junior): Played in two games as a walk-on reserve, averaging one minute without recording any statistics.

2018-19 Season (Sophomore): Played in six games as a walk-on reserve, averaging 0.8 points and 0.5 assists in 2.2 minutes ... scored a career-high five points with an assist in five minutes against UAPB (11/27) ... named to the Bearcats Academic Honor Roll and Dean's List during the 2018 fall semester and the Bearcats Academic Honor Roll during the 2019 spring semester ... tabbed to The American's All-Academic Team.

2017-18 Season (Freshman): Played in 10 games as a walk-on reserve, averaging 0.2 points, 0.2 assists and 0.1 rebounds in 1.9 minutes ... collected his first collegiate points with a pair of free throws in two minutes against Richmond (11/21) ... named to the Bearcats Academic Honor Roll and Dean's List during the 2017 fall semester.

Prior to Cincinnati: Averaged 15.4 points, 3.0 rebounds, 2.8 assists and 2.4 steals as a senior at Summit Country Day ... helped guide the Silver Knights to a 26-1 record and regional championship appearance in 2016-17 ... named an Associated Press Division III second team all-state selection as a senior ... chosen Miami Valley Conference Player of the Year and earned league first team accolades as a junior and senior ... helped lead Summit Country Day to a pair of soccer state titles as a junior and senior, combining for a 42-4-1 record ... named all-midwest region, all-state first team and all-southwest Ohio first team selection as a senior ... set records during 2016 for most goals in a state championship game, most goals in a state semifinal game and most goals and most points in the city ... played basketball for his father, Scott, at St. Xavier HS as a freshman and sophomore.

Personal: Born Nov. 16, 1998 in Cincinnati, Ohio ... son of Carrie and Scott Martin ... has two sisters, Rachel and Lily ... his father, Scott, played basketball at Rollins College (1988-91) ... right-handed.

GAME-BY-GAME STATISTICS

2020-21 (SENIOR SEASON)

#31 MARTIN, Sam

Opponent	Date	GS	MIN	FG-FGA	PCT	3FG-3FGA	PCT	FT-FTA	PCT	OFF	DEF	TOT	AVG	PF	A	T/O	BLK	STL	PTS	AVG
at Tulane	02/07/2021	0	03:40	0-0	.000	0-0	.000	0-0	.000	0	0	0	0.0	1	1	1	0	0	0	0.0
Totals		0	03:40	0-0	.000	0-0	.000	0-0	.000	0	0	0	0.0	1	1	1	0	0	0	0.0

Player Averages

Games Played	Minutes/game	Points/game	FG Pct	3FG Pct	FT Pct	Rebounds/game	Assists/game	Turnovers/game	Assist/Turnover ratio	Steals/game	Blocks/game
1	3.7	0.0	0.0	0.0	0.0	0.0	1.0	1.0	1.0	0.0	0.0

SEASON & CAREER STATISTICS

2020-21 SEASON

	Pts	5 vs. Arkansas-Pine Bluff, 11/27/18
0	FG Atts	2, 2x (last vs. Ark.-Pine Bluff, 11/27/18)
0	FG Made	2 vs. Arkansas-Pine Bluff, 11/27/18
0	3PT-FG Atts	1, 2x (last vs. UCF, 2/6/18)
0	3PT-FG Made	0
0	FT Atts	2 vs. Richmond, 11/21/17
0	FT Made	2 vs. Richmond, 11/21/17
0	Rebs	1 vs. Temple, 1/24/18
1 at Tulane, 2/7/21	Assts	2 vs. Memphis, 12/31/17
0	Stls	0
0	Blks	0
4 at Tulane, 2/7/21	Mins	5 vs. Arkansas-Pine Bluff, 11/27/18

GAME-BY-GAME STATISTICS (CONTINUED...)

2019-20 (JUNIOR SEASON)

#31 MARTIN, Sam

Opponent	Date	GS	MIN	FG-FGA	PCT	3FG-3FGA	PCT	FT-FTA	PCT	OFF	DEF	TOT	AVG	PF	A	T/O	BLK	STL	PTS	AVG
Drake	11/11/2019	0	00:35	0-0	.000	0-0	.000	0-0	.000	0	0	0	0.0	0	0	0	0	0	0	0.0
Alabama A&M	11/14/2019	0	00:45	0-0	.000	0-0	.000	0-0	.000	0	0	0	0.0	0	0	0	0	0	0	0.0
Totals		0	01:20	0-0	.000	0-0	.000	0-0	.000	0	0	0	0.0	0	0	0	0	0	0	0.0

Player Averages

Games Played	Minutes/game	Points/game	FG Pct	3FG Pct	FT Pct	Rebounds/game	Assists/game	Turnovers/game	Assist/Turnover ratio	Steals/game	Blocks/game
2	0.7	0.0	0.0	0.0	0.0	0.0	0.0	0.0	0.0	0.0	0.0

2018-19 (SOPHOMORE SEASON)

#31 MARTIN, Sam

Opponent	Date	GS	MIN	FG-FGA	PCT	3FG-3FGA	PCT	FT-FTA	PCT	OFF	DEF	TOT	AVG	PF	A	T/O	BLK	STL	PTS	AVG
vs Ole Miss	11/24/2018	0	00:00	0-0	.000	0-0	.000	0-0	.000	0	0	0	0.0	0	0	0	0	0	0	0.0
Ark.-Pine Bluff	11/27/2018	0	04:37	2-2	1.000	0-0	.000	1-1	1.000	0	0	0	0.0	0	1	0	0	0	5	2.5
Northern Ky.	12/04/2018	0	01:03	0-0	.000	0-0	.000	0-0	.000	0	0	0	0.0	0	0	0	0	0	0	0.0
Xavier	12/08/2018	0	00:47	0-0	.000	0-0	.000	0-0	.000	0	0	0	0.0	0	0	0	0	0	0	0.0
UCLA	12/19/2018	0	02:41	0-0	.000	0-0	.000	0-0	.000	0	0	0	0.0	0	0	0	0	0	0	0.0
Tulane	01/02/2019	0	01:40	0-0	.000	0-0	.000	0-0	.000	0	0	0	0.0	0	0	0	0	0	0	0.0
Tulsa	01/24/2019	0	00:46	0-0	.000	0-0	.000	0-0	.000	0	0	0	0.0	0	0	0	0	0	0	0.0
Totals		0	11:34	2-2	1.000	0-0	.000	1-1	1.000	0	0	0	0.0	2	3	0	0	0	5	0.7

Player Averages

Games Played	Minutes/game	Points/game	FG Pct	3FG Pct	FT Pct	Rebounds/game	Assists/game	Turnovers/game	Assist/Turnover ratio	Steals/game	Blocks/game
7	1.7	0.7	100.0	0.0	100.0	0.0	0.4	0.0	3.0	0.0	0.0

2017-18 (FRESHMAN SEASON)

#31 MARTIN, Sam

Opponent	Date	GS	MIN	FG-FGA	PCT	3FG-3FGA	PCT	FT-FTA	PCT	OFF	DEF	TOT	AVG	PF	A	T/O	BLK	STL	PTS	AVG
Savannah St.	11/10/2017	0	01:00	0-0	.000	0-0	.000	0-0	.000	0	0	0	0.0	0	0	0	0	0	0	0.0
Western Caro.	11/13/2017	0	01:00	0-1	.000	0-0	.000	0-0	.000	0	0	0	0.0	0	0	0	0	0	0	0.0
Coppin St.	11/16/2017	0	01:00	0-0	.000	0-0	.000	0-0	.000	0	0	0	0.0	0	0	0	0	0	0	0.0
vs Richmond	11/21/2017	0	02:00	0-0	.000	0-0	.000	2-2	1.000	0	0	0	0.0	2	0	0	0	0	2	0.5
vs Wyoming	11/22/2017	0	01:00	0-0	.000	0-0	.000	0-0	.000	0	0	0	0.0	1	0	0	0	0	0	0.0
Alabama St.	11/27/2017	0	01:00	0-0	.000	0-0	.000	0-0	.000	0	0	0	0.0	0	0	0	0	0	0	0.0
Ark.-Pine Bluff	12/19/2017	0	02:00	0-1	.000	0-1	.000	0-0	.000	0	0	0	0.0	0	1	0	0	0	0	0.0
Memphis	12/31/2017	0	02:00	0-0	.000	0-0	.000	0-0	.000	0	0	0	0.0	1	2	0	0	0	0	0.0
Temple	01/24/2018	0	04:00	0-2	.000	0-0	.000	0-0	.000	1	1	0	0.0	1	0	0	0	0	0	0.0
UCF	02/06/2018	0	04:00	0-1	.000	0-1	.000	0-0	.000	0	0	0	0.0	0	0	0	0	0	0	0.0
Totals		0	19:00	0-5	.000	0-2	.000	2-2	1.000	0	1	1	0.1	5	2	0	0	0	2	0.2

Player Averages

Games Played	Minutes/game	Points/game	FG Pct	3FG Pct	FT Pct	Rebounds/game	Assists/game	Turnovers/game	Assist/Turnover ratio	Steals/game	Blocks/game
10	1.9	0.2	0.0	0.0	100.0	0.1	0.2	0.2	1.0	0.0	0.0

CAREER STATISTICS

MARTIN, Sam

				Field Goals		3-Point		F-Throws		Rebounds										Scoring	
SEASON	TEAM	GP-GS	MIN/AVG	FG-FGA	FG%	3FG-FGA	3FG%	FT-FTA	FT%	OFF	DEF	TOT	AVG	PF-FO	AST	TO	BLK	STL	PTS	AVG	
2017-18	UC	10-0	19/1.9	0-5	.000	0-2	.000	2-2	1.000	0	1	1	0.1	5-0	2	2	0	0	2	0.2	
2018-19	UC	7-0	12/1.7	2-2	1.000	0-0	.000	1-1	1.000	0	0	0	0.0	2-0	3	0	0	0	5	0.7	
2019-20	UC	2-0	1/0.7	0-0	.000	0-0	.000	0-0	.000	0	0	0	0.0	0-0	0	0	0	0	0	0.0	
2020-21	UC	1-0	4/3.7	0-0	.000	0-0	.000	0-0	.000	0	0	0	0.0	1-0	1	1	0	0	0	0.0	
TOTAL		20-0	36/1.8	2-7	.286	0-2	.000	3-3	1.000	0	1	1	0.1	8-0	6	3	0	0	7	0.4	



#33 CHRIS VOGT

CENTER • 7-1 • 260 • SENIOR • 1L • MAYFIELD, KY. (GRAVES COUNTY HS/NORTHERN KENTUCKY)

CONFERENCE AWARDS

- » AAC Preseason Second Team (2020-21)
- » AAC Weekly Honor Roll (12/2/19)

MOMENTS

- » Recorded a career-high 21 points against Valparaiso (11/25/19) and Tulane (1/4/20).
- » Posted a double-double with 20 points and 14 rebounds vs. Green Bay (1/24/19).
- » Tallied 16 points on 7-of-10 shooting with seven rebounds against Detroit Mercy (3/6/19).

2020-21 Season (Senior): Tallied eight points and a career-high six blocks vs. Temple (2/12) ... scored 13 points with four rebounds and three assists against USF (12/16) ... tallied eight points, five rebounds and a career-high four assists in 19 minutes vs. Furman (12/9) ... scored eight of his 12 points in the final 7:50 against Lipscomb (12/2), finishing with a game-high seven rebounds and three blocks.

2019-20 Season (Junior): Started 29 of 30 games, averaging 11.0 points, 5.9 rebounds and 1.6 blocks while shooting 64.8 percent (136 of 210) from the field in 28.5 minutes ... ranked among AAC leaders in field goal percentage (first at .648), blocks (fifth at 1.6), offensive rebounds (seventh at 2.6), rebounds (16th at 5.9) and points (tied for 25th at 11.0) for the season ... named to the AAC Weekly Honor Roll after scoring 21 points on 9-of-11 shooting with seven rebounds against Valparaiso (11/25) ... matched his career high, scoring 21 points on 9-of-11 shooting at Tulane (1/4) ... registered three double-doubles with 12 points and 11 rebounds against Tulsa (1/8), 13 points and a season-high 13 rebounds against Illinois State (11/22) and 18 points and 10 rebounds against Alabama A&M (11/14) ... averaged 4.53 field goals, just below the 5.0 average required to be listed in national and school records ... if he averaged 5.0 field goals, Vogt's .648 field goal percentage would have ranked fourth in the nation for the 2019-20 season and first in school history for a single season ... shot 50 percent or better from the field in 24 of 30 games ... scored in double figures in 20 games ... posted at least one block in 25 of 30 games.

Prior to Cincinnati: Saw action in all 35 games, averaging 4.5 points, 3.7 rebounds and 1.2 blocks while shooting 57.7 percent from the floor in 12.8 minutes as a reserve during his sophomore season at Northern Kentucky in 2018-19 ... tallied a career-high 20 points and 14 rebounds against Green Bay (1/24/19) ... posted 16 points on 8-of-12 shooting at Milwaukee (2/28/19) ... tallied 16 points on 7-of-10 shooting with eight rebounds against Detroit Mercy (3/6/19) ... played in 13 games as a reserve, averaging 1.1 points and 0.7 rebounds in 3.2 minutes as a freshman in 2017-18 ... averaged 16.5 points, 9.2 rebounds and 5.1 blocks as a senior at Graves County High School, helping the Eagles to a 27-8 mark, a ninth region championship and appearance at the 2017 KHSAA Sweet Sixteen tournament ... a dominating shot blocker in high school, his 488 career blocks rank second most in state history ... his 190 blocks as a junior rank as the third most in a season in state history ... tied the state high mark for blocks in a game with 17 while registering a triple-double with 16 rebounds and 12 points against Webster County on Jan. 16, 2016 ... also rejected 16 shots against Caldwell County later that same season ... finished with 1,441 career points, fourth most in school history, while helping the Eagles to a 96-35 career record.

Personal: Born Feb. 8, 1999 in Mayfield, Kentucky ... son of Allyson and Jim Vogt ... has two brothers, Ryan and Eric ... right-handed.

SEASON & CAREER STATISTICS

2020-21 Season		Career
13 vs. USF, 12/16/20	Pts	21, 2x (last at Tulane, 1/4/20)
12 vs. USF, 12/16/20	FG Atts	13 vs. Green Bay, 1/24/19#
6 vs. Lipscomb, 12/2/20	FG Made	9, 3x (last at Tulane, 1/4/20)
0	3PT-FG Atts	0
0	3PT-FG Made	0
7 vs. UCF, 2/14/21	FT Atts	9, 2x (last at Temple, 1/22/20)
3, 3x (last at Temple, 2/4/21)	FT Made	8 at Temple, 1/22/20
7, 2x (last vs. UCF, 2/14/21)	Rebs	14 vs. Green Bay, 1/24/19#
4 vs. Furman, 12/10/20	Assts	4 vs. Furman, 12/10/20
1 at Georgia, 12/19/20	Stls	3 at Wichita State, 2/6/20
6 vs. Temple, 2/12/21	Blks	6 vs. Temple, 2/12/21
32, 2x (last vs. Xavier, 12/6/20)	Mins	41 at UConn, 2/9/20
#- Statistics from playing career at Northern Kentucky		

MISCELLANEOUS STATISTICS

CATEGORY	2017-18	2018-19	2019-20	2020-21	CAREER
Double-Figure Scoring Games	0	3	20	3	26
Double-Figure Rebounding Games	0	2	3	0	5
Double-Double Games	0	1	3	0	4
20-Point Scoring Games	0	1	2	0	3
Games Led Team in Scoring	0	1	5	0	6
Games Led Team in Rebounding	0	5	5	2	12
Games Led UC in Assists	0	0	0	0	0
Games With 3+ Assists	0	1	0	1	2
Games With 3+ Blocks	0	7	6	2	15
Games With 3+ Steals	0	0	1	0	1
Games With 3+ 3-Pointers	0	0	0	0	0

CAREER STATISTICS

VOGT, Chris

				Field Goals		3-Point		F-Throws		Rebounds									Scoring	
SEASON	TEAM	GP-GS	MIN/AVG	FG-FGA	FG%	3FG-FGA	3FG%	FT-FTA	FT%	OFF	DEF	TOT	AVG	PF-FO	AST	TO	BLK	STL	PTS	AVG
2017-18	NKU	14-0	43/3.1	6-10	.600	0-0	.000	2-6	.333	0	9	9	0.6	8-0	4	2	4	2	14	1.0
2018-19	NKU	35-2	449/12.8	64-111	.577	0-0	.000	30-78	.385	47	82	129	3.7	87-0	20	36	42	10	158	4.5
2019-20	UC	30-29	857/28.6	136-210	.648	0-0	.000	58-101	.574	78	99	177	5.9	93-3	25	51	47	10	330	11.0
2020-21	UC	14-12	295/21.0	34-60	.567	0-0	.000	16-42	.381	28	29	57	4.1	47-4	20	19	16	1	84	6.0
TOTAL FOR UC		44-41	1151/26.2	170-270	.630	0-0	.000	74-143	.517	106	128	234	5.3	140-7	45	70	63	11	414	9.4
TOTAL		93-43	1644/17.7	240-391	.614	0-0	.000	106-227	.467	153	219	372	4.0	235-7	69	108	109	23	586	6.3



#33 CHRIS VOGT

CENTER • 7-1 • 260 • SENIOR • 1L • MAYFIELD, KY. (GRAVES COUNTY HS/NORTHERN KENTUCKY)

GAME-BY-GAME STATISTICS

2020-21 (SENIOR SEASON - CINCINNATI)

#33 VOGT, Chris

Opponent	Date	GS	MIN	Total		3-Pointers		Free throws		Rebounds				PF	A	T/O	BLK	STL	PTS	AVG	
				FG-FA	PCT	3FG-3FGA	PCT	FT-FTA	PCT	OFF	DEF	TOT	AVG								
Lipscomb	12/02/2020	*	31:36	6-7	.857	0-0	.000	0-3	.000	5	2	7	7.0	3	1	2	3	0	12	12.0	
Xavier	12/06/2020	*	31:39	4-5	.800	0-0	.000	0-0	.000	0	1	1	4.0	5	2	0	0	8	10.0		
Furman	12/09/2020	*	19:18	4-4	1.000	0-0	.000	0-1	.000	1	4	5	4.3	5	4	1	1	0	8	9.3	
at Tennessee	12/12/2020	*	16:03	2-2	1.000	0-0	.000	0-0	.000	0	5	5	4.5	5	1	4	1	0	4	8.0	
South Fla.	12/16/2020	*	25:37	5-12	.417	0-0	.000	3-6	.500	1	3	4	2.3	2	3	1	0	13	9.0		
at Georgia	12/19/2020	*	18:34	0-1	.000	0-0	.000	0-4	.000	4	1	5	4.5	1	1	3	0	1	0	7.5	
at UCF	12/22/2020	*	18:46	0-1	.000	0-0	.000	0-0	.000	0	2	2	4.1	3	2	1	1	0	0	6.4	
Tulsa	01/02/2021	*	20:25	1-2	.500	0-0	.000	2-4	.500	1	2	3	4.0	4	0	0	1	0	4	6.1	
at SMU	01/07/2021	*	07:40	0-1	.000	0-0	.000	0-0	.000	0	0	0	3.6	2	0	1	0	0	0	5.4	
at Wichita St.	01/10/2021	*	08:51	2-3	.667	0-0	.000	3-6	.500	5	1	6	3.8	3	0	1	0	0	7	5.6	
at Temple	02/04/2021	*	27:20	0-4	.000	0-0	.000	3-6	.500	3	2	5	3.9	2	2	0	2	0	3	5.4	
at Tulane	02/07/2021	*	16:40	2-5	.400	0-0	.000	2-3	.667	2	2	4	3.9	5	1	1	0	0	6	5.4	
Temple	02/12/2021	*	22:54	4-7	.571	0-0	.000	0-2	.000	1	2	3	3.8	4	1	2	6	0	8	5.6	
UCF	02/14/2021	*	29:11	4-6	.667	0-0	.000	3-7	.429	5	2	7	4.1	3	2	1	0	0	11	6.0	
Totals			12	294:34	34-60	.567	0-0	.000	16-42	.381	28	29	57	4.1	47	20	19	16	1	84	6.0

Player Averages

Games Played	Minutes/ game	Points/ game	FG Pct	3FG Pct	FT Pct	Rebounds/ game	Assists/ game	Turnovers/ game	Assist/Turnover ratio	Steals/ game	Blocks/ game
14	21.0	6.0	56.7	0.0	38.1	4.1	1.4	1.4	1.1	0.1	1.1

2018-19 (SOPHOMORE SEASON - NORTHERN KENTUCKY)

#33 VOGT, Chris

Opponent	Date	GS	MIN	Total		3-Pointers		Free throws		Rebounds				PF	A	T/O	BLK	STL	PTS	AVG	
				FG-FA	PCT	3FG-3FGA	PCT	FT-FTA	PCT	OFF	DEF	TOT	AVG								
Wilmington (OH)	11/06/2018		15:19	2-3	.667	0-0	.000	2-4	.500	3	2	5	5.0	3	2	0	3	0	6	6.0	
at Northern Ill.	11/09/2018		13:52	2-2	1.000	0-0	.000	1-2	.500	2	2	4	4.5	4	0	1	1	5	5.5		
Wabash	11/11/2018		17:10	1-2	.500	0-0	.000	0-0	.000	0	2	2	3.7	3	1	2	0	0	2	4.3	
UNC Asheville	11/16/2018		13:33	2-2	1.000	0-0	.000	4-7	.571	1	0	1	3.0	2	1	1	2	1	8	5.3	
Manhattan	11/17/2018		17:22	2-4	.500	0-0	.000	3-9	.333	5	3	8	4.0	1	0	1	4	1	7	5.6	
Coastal Carolina	11/18/2018		08:38	1-2	.500	0-0	.000	1-2	.500	2	1	3	3.8	4	0	0	1	0	3	5.2	
at UCF	11/24/2018		08:19	1-1	1.000	0-0	.000	0-2	.000	0	2	2	3.6	4	0	0	1	0	2	4.7	
at Morehead St.	11/27/2018		17:00	2-3	.667	0-0	.000	0-0	.000	0	3	3	3.5	3	1	1	1	1	4	4.6	
UMBC	11/30/2018		09:36	0-1	.000	0-0	.000	1-2	.500	0	2	2	3.3	5	0	1	0	0	1	4.2	
at Cincinnati	12/04/2018		21:37	2-4	.500	0-0	.000	1-6	.167	1	1	2	3.2	2	1	1	0	0	5	4.3	
at Eastern Ky.	12/08/2018		14:00	3-3	1.000	0-0	.000	0-1	.000	5	7	12	4.0	2	0	1	1	0	6	4.5	
Miami (OH)	12/16/2018		10:34	1-3	.333	0-0	.000	1-2	.500	0	3	3	3.9	3	0	1	0	0	3	4.3	
Northern Ill.	12/20/2018		08:55	1-1	1.000	0-0	.000	0-3	.000	0	3	3	3.8	2	0	0	1	0	2	4.2	
IUPUI	12/28/2018		10:12	1-3	.333	0-0	.000	0-0	.000	0	2	2	3.7	2	0	2	2	0	2	4.0	
UIC	12/30/2018		08:03	1-1	1.000	0-0	.000	0-2	.000	2	1	3	3.7	2	1	0	0	0	2	3.9	
at Oakland	01/03/2019		09:00	1-2	.500	0-0	.000	0-0	.000	0	0	0	3.4	4	0	0	2	0	2	3.8	
at Detroit Mercy	01/05/2019		11:30	1-3	.333	0-0	.000	0-0	.000	0	3	3	3.4	2	1	0	0	0	2	3.6	
Wright St.	01/11/2019		07:36	0-1	.000	0-0	.000	0-0	.000	0	4	4	3.4	4	0	2	0	0	0	3.4	
at Cleveland St.	01/17/2019		06:00	1-3	.333	0-0	.000	0-0	.000	1	0	1	3.3	2	0	1	0	0	2	3.4	
at Youngstown St.	01/19/2019		10:00	2-3	.667	0-0	.000	0-1	.000	1	2	3	3.3	0	0	1	0	1	4	3.4	
Green Bay	01/24/2019		25:45	9-13	.692	0-0	.000	2-5	.400	7	7	14	3.8	1	3	3	1	20	4.2		
Milwaukee	01/26/2019		15:16	0-3	.000	0-0	.000	2-7	.286	2	1	3	3.8	0	1	1	3	0	2	4.1	
at IUPUI	02/01/2019		16:38	2-4	.500	0-0	.000	2-3	.667	0	2	2	3.7	3	1	1	3	0	6	4.2	
at UIC	02/03/2019		12:47	0-1	.000	0-0	.000	1-4	.250	0	2	2	3.6	2	0	1	2	0	1	4.0	
Detroit Mercy	02/07/2019		13:57	2-3	.667	0-0	.000	4-5	.800	4	5	9	3.8	2	1	0	0	0	8	4.2	
Oakland	02/09/2019		07:17	0-1	.000	0-0	.000	0-0	.000	0	1	2	3.8	2	0	0	0	1	0	4.0	
at Wright St.	02/15/2019		05:00	0-3	.000	0-0	.000	0-0	.000	0	2	2	3.7	1	0	2	0	0	0	3.9	
Youngstown St.	02/21/2019		10:47	3-3	1.000	0-0	.000	0-2	.000	1	1	2	3.7	0	0	0	2	0	6	4.0	
Cleveland St.	02/23/2019		10:34	2-3	.667	0-0	.000	0-0	.000	1	1	2	3.6	3	1	1	1	0	4	4.0	
at Milwaukee	02/28/2019	*	28:00	8-12	.667	0-0	.000	2-2	1.000	2	4	3.6	2	1	1	0	1	16	4.4		
at Green Bay	03/02/2019	*	21:00	0-1	.000	0-0	.000	0-0	.000	3	4	5	3.7	4	0	2	4	1	3	4.3	
Detroit Mercy	03/06/2019		19:35	7-10	.700	0-0	.000	2-3	.667	3	5	8	3.8	2	2	1	1	1	16	4.7	
vs Oakland	03/11/2019		15:00	4-6	.667	0-0	.000	0-0	.000	3	4	7	3.9	4	1	4	3	0	8	4.8	
vs Wright St.	03/12/2019		05:00	0-0	.000	0-0	.000	0-0	.000	0	0	0	3.8	4	1	1	0	0	0	4.6	
vs Texas Tech	03/22/2019		04:36	0-1	.000	0-0	.000	0-0	.000	0	0	0	3.7	2	0	2	1	0	0	4.5	
Totals			2	449:29	64-111	.577	0-0	.000	30-78	.385	47	82	129	3.7	87	20	36	42	10	158	4.5

Player Averages

Games Played	Minutes/ game	Points/ game	FG Pct	3FG Pct	FT Pct	Rebounds/ game	Assists/ game	Turnovers/ game	Assist/Turnover ratio	Steals/ game	Blocks/ game
35	12.8	4.5	57.7	0.0	38.5	3.7	0.6	1.0	0.6	0.3	1.2

2019-20 (JUNIOR SEASON - CINCINNATI)

#33 VOGT, Chris

Opponent	Date	GS	MIN	Total		3-Pointers		Free throws		Rebounds			PF	A	T/O	BLK	STL	PTS	AVG	
				FG-FGA	PCT	3FG-3FGA	PCT	FT-FTA	PCT	OFF	DEF	TOT								AVG
at Ohio St.	11/06/2019	*	13:28	2-5	.400	0-0	.000	0-2	.000	1	3	4	5	0	1	1	0	4	4.0	
Drake	11/11/2019	*	19:18	6-8	.750	0-0	.000	0-0	.000	1	2	3	3	1	3	2	0	12	8.0	
Alabama A&M	11/14/2019	*	24:39	7-9	.778	0-0	.000	4-6	.667	5	5	10	5.7	2	2	1	0	18	11.3	
vs Illinois St.	11/22/2019	*	33:00	4-4	1.000	0-0	.000	5-6	.833	7	6	13	7.5	0	1	0	1	13	11.8	
vs Bowling Green	11/24/2019	*	33:00	3-5	.600	0-0	.000	4-8	.500	0	7	7	7.4	4	1	1	1	10	11.4	
vs Valparaiso	11/25/2019	*	33:00	9-11	.818	0-0	.000	3-5	.600	1	6	7	7.3	3	1	4	1	21	13.0	
UNLV	11/30/2019	*	38:16	6-10	.600	0-0	.000	2-2	1.000	1	4	5	7.0	2	0	1	3	0	14	13.1
Vermont	12/03/2019	*	35:22	5-10	.500	0-0	.000	1-2	.500	3	3	6	6.9	2	2	1	3	0	11	12.9
at Xavier	12/07/2019	*	28:22	5-8	.625	0-0	.000	0-1	.000	4	4	8	7.0	4	0	0	2	0	10	12.6
Colgate	12/14/2019	*	25:46	7-8	.875	0-0	.000	2-4	.500	5	2	7	7.0	2	0	3	0	0	16	12.9
Tennessee	12/18/2019	*	20:47	5-8	.625	0-0	.000	1-1	1.000	1	3	4	6.7	4	2	1	1	0	11	12.7
vs Iowa	12/21/2019	*	28:13	3-6	.500	0-0	.000	5-6	.833	4	4	8	6.8	3	1	0	1	1	11	12.6
UConn	01/01/2020	*	28:01	8-10	.800	0-0	.000	3-5	.600	1	4	5	6.7	4	0	3	2	0	19	13.1
at Tulane	01/04/2020	*	30:16	9-11	.818	0-0	.000	3-4	.750	1	3	4	6.5	4	0	1	2	1	21	13.6
Tulsa	01/08/2020	*	28:32	6-6	1.000	0-0	.000	0-0	.000	6	5	11	6.8	2	1	4	2	0	12	13.5
at UCF	01/11/2020	*	25:16	6-10	.600	0-0	.000	1-2	.500	2	1	3	6.6	4	0	4	1	0	13	13.5
at Memphis	01/16/2020	*	34:09	4-9	.444	0-0	.000	1-2	.500	5	2	7	6.6	1	1	1	0	0	12	13.2
East Carolina	01/19/2020	*	23:47	3-7	.429	0-0	.000	1-4	.250	3	1	4	6.4	4	2	2	0	2	7	9.9
at Temple	01/22/2020	*	33:24	5-5	1.000	0-0	.000	8-9	.889	1	4	5	6.4	4	1	2	1	0	18	13.2
SMU	01/28/2020	*	30:16	4-10	.400	0-0	.000	1-1	1.000	4	4	8	6.5	1	0	2	1	0	9	13.0
Houston	02/01/2020	*	25:41	4-4	1.000	0-0	.000	2-2	1.000	1	1	2	6.2	5	0	3	5	0	10	12.8
at Wichita St.	02/06/2020	*	25:46	5-7	.714	0-0	.000	2-3	.667	3	2	5	6.2	3	0	3	3	0	12	12.8
at UConn	02/09/2020	*	40:35	5-8	.625	0-0	.000	0-2	.000	2	2	4	6.1	4	1	0	3	1	10	12.7
Memphis	02/13/2020	*	28:17	1-2	.500	0-0	.000	3-8	.375	3	6	6.1	4	1	0	1	0	5	12.3	
at East Carolina	02/16/2020	*	36:26	6-10	.600	0-0	.000	1-5	.200	4	5	7	6.1	4	2	1	1	0	13	12.4
at Houston	02/20/2020	*	29:39	2-3	.667	0-0	.000	4-6	.667	4	2	6	6.5	1	1	4	0	7	11.6	
at Wichita St.	02/23/2020	*	34:54	1-7	.143	0-0	.000	0-0	.000	6	0	14	7.2	0	0	2	0	0	7	11.6
at Houston	03/01/2020	*	30:50	1-3	.333	0-0	.000	0-2	.000	3	4	7	6.1	2	0	0	1	2	11.4	
at South Fla. Temple	03/03/2020	*	23:20	3-4	.750	0-0	.000	0-0	.000	1	2	3	6.0	2	3	2	0	0	6	11.2
Total	03/07/2020		14:37	1-2	.500	0-0	.000	2-4	.500	1	1	4	5.9	2	0	1	2	0	4	11.0
Totals			29	856.54	136-210	.648	0-0	.000	58-101	.574	78	99	177	5.9	93	25	51	47	130	11.4



#43 ROB BANKS

FORWARD • 6-5 • 210 • SOPHOMORE • 1L • BRACKNELL, ENGLAND (GOULD ACADEMY)

2020-21 Season (Sophomore): Made his first collegiate start, playing 10 minutes without scoring, attempting a trio of field goals, including a 3-pointer with one rebound at Temple (2/4).

2019-20 Season (Freshman): Played in three games as a walk-on reserve, averaging one minute without recording any statistics.

Prior to Cincinnati: Averaged 13.5 points, 6.0 rebounds during the 2018-19 season at Gould Academy, a prep school in Bethel, Maine ... played three seasons of club basketball for the Thames Valley Cavaliers in London, England, averaging 19.5 points, 3.9 rebound and 2.9 assists in the final season (2017-18) ... Played Great Britain U16 and U17 and was selected to play on the U18 squad but was held out due to injury.

Personal: Born Jan. 5, 2000 in Sydney, Australia ... son of Moirah Van Niekerk and Robert Banks ... has two sisters, Aaliyah and Chloe, and two brothers, Ruben and Ryan ... has two uncles that previous played Rugby for the Zimbabwe national team in the 1990s ... right-handed.

SEASON & CAREER STATISTICS

2020-21 SEASON		CAREER
0	Pts	0
3 at Temple, 2/4/21	FG Atts	3 at Temple, 2/4/21
0	FG Made	0
1 at Temple, 2/4/21	3PT-FG Atts	1 at Temple, 2/4/21
0	3PT-FG Made	0
0	FT Atts	0
0	FT Made	0
1 at Temple, 2/4/21	Rebs	1 at Temple, 2/4/21
0	Assts	0
1, 2x (last at Tulane, 2/7/21)	Stls	1, 2x (last at Tulane, 2/7/21)
0	Blks	0
10 at Temple, 2/4/21	Mins	10 at Temple, 2/4/21

MISCELLANEOUS STATISTICS

CATEGORY	2019-20	2020-21	CAREER
Double-Figure Scoring Games	0	0	0
Double-Figure Rebounding Games	0	0	0
Double-Double Games	0	0	0
20-Point Scoring Games	0	0	0
Games Led Team in Scoring	0	0	0
Games Led Team in Rebounding	0	0	0
Games Led Team in Assists	0	0	0
Games With 3+ Assists	0	0	0
Games With 3+ Blocks	0	0	0
Games With 3+ Steals	0	0	0
Games With 3+ Three-Pointers	0	0	0

GAME-BY-GAME STATISTICS

2020-21 (SOPHOMORE SEASON)

#43 BANKS, Rob

Opponent	Date	GS	MIN	FG-FGA	PCT	3FG-3FGA	PCT	FT-FTA	PCT	OFF	DEF	TOT	AVG	PF	A	T/O	BLK	STL	PTS	AVG
at Temple	02/04/2021	*	10:09	0-3	.000	0-1	.000	0-0	.000	0	1	1	1.0	0	0	0	0	1	0	0.0
at Tulane	02/07/2021		06:08	0-0	.000	0-0	.000	0-0	.000	0	0	0	0.5	1	0	1	0	1	0	0.0
Temple	02/12/2021		03:08	0-0	.000	0-0	.000	0-0	.000	0	0	0	0.3	0	0	0	0	0	0	0.0
Totals		1	19:25	0-3	.000	0-1	.000	0-0	.000	0	1	1	0.3	1	0	1	0	2	0	0.0

Player Averages

Games Played	Minutes/game	Points/game	FG Pct	3FG Pct	FT Pct	Rebounds/game	Assists/game	Turnovers/game	Assist/Turnover ratio	Steals/game	Blocks/game
3	6.5	0.0	0.0	0.0	0.0	0.3	0.0	0.3	0.0	0.7	0.0

2019-20 (FRESHMAN SEASON)

#45 BANKS, Rob

Opponent	Date	GS	MIN	FG-FGA	PCT	3FG-3FGA	PCT	FT-FTA	PCT	OFF	DEF	TOT	AVG	PF	A	T/O	BLK	STL	PTS	AVG
Drake	11/11/2019		00:35	0-0	.000	0-0	.000	0-0	.000	0	0	0	0.0	0	0	0	0	0	0	0.0
Alabama A&M	11/14/2019		00:45	0-0	.000	0-0	.000	0-0	.000	0	0	0	0.0	0	0	0	0	0	0	0.0
SMU	01/28/2020		01:27	0-0	.000	0-0	.000	0-0	.000	0	0	0	0.0	1	0	0	0	0	0	0.0
Totals		0	02:47	0-0	.000	0-0	.000	0-0	.000	0	0	0	0.0	1	0	0	0	0	0	0.0

Player Averages

Games Played	Minutes/game	Points/game	FG Pct	3FG Pct	FT Pct	Rebounds/game	Assists/game	Turnovers/game	Assist/Turnover ratio	Steals/game	Blocks/game
3	0.9	0.0	0.0	0.0	0.0	0.0	0.0	0.0	0.0	0.0	0.0

CAREER STATISTICS

BANKS, Rob

				Field Goals		3-Point		F-Throws		Rebounds									Scoring	
SEASON	TEAM	GP-GS	MIN/AVG	FG-FGA	FG%	3FG-FGA	3FG%	FT-FTA	FT%	OFF	DEF	TOT	AVG	PF-FO	AST	TO	BLK	STL	PTS	AVG
2019-20	UC	3-0	3/0.9	0-0	.000	0-0	.000	0-0	.000	0	0	0	0.0	1-0	0	0	0	0	0	0.0
2020-21	UC	3-1	19/6.5	0-3	.000	0-1	.000	0-0	.000	0	1	1	0.3	1-0	0	1	0	2	0	0.0
TOTAL		6-1	22/3.7	0-3	.000	0-1	.000	0-0	.000	0	1	1	0.2	2-0	0	1	0	2	0	0.0



#44 ADAM COOK

FORWARD • 6-6 • 180 • SENIOR • 1L • MARYSVILLE, OHIO (MARYSVILLE HS)

2019-20 (Junior): Did not see action.

Prior to Cincinnati: Earned varsity letters in basketball and track as a junior and senior at Marysville High School ... helped the Monarchs boys basketball team to a 15-7 mark as a senior during the 2015-16 season ... advanced to Ohio regionals in track as a member 4x800m relay team ... owns the triple jump record at Marysville High School.

Personal: Born May 22, 1997 in Bellefaine, Ohio ... son of Carrie and Ty Cook ... has one sister, Haley, and one brother, Ryan mother played basketball at the University of Findlay ... father ran track at the University of Findlay ... uncle, Eric Hanna, played basketball at Ohio State ... right-handed.

SEASON & CAREER STATISTICS

2020-21 Season

Career

0	Pts	0
0	FG Atts	0
0	FG Made	0
0	3PT-FG Atts	0
0	3PT-FG Made	0
0	FT Atts	0
0	FT Made	0
0	Rebs	0
0	Assts	0
0	Stls	0
0	Blks	0
0	Mins	0

MISCELLANEOUS STATISTICS

CATEGORY	2019-20	2020-21	CAREER
Double-Figure Scoring Games	0	0	0
Double-Figure Rebounding Games	0	0	0
Double-Double Games	0	0	0
20-Point Scoring Games	0	0	0
Games Led UC in Scoring	0	0	0
Games Led UC in Rebounding	0	0	0
Games Led UC in Assists	0	0	0
Games With 3+ Assists	0	0	0
Games With 3+ Blocks	0	0	0
Games With 3+ Steals	0	0	0
Games With 3+ 3-Pointers	0	0	0

GAME-BY-GAME STATISTICS

2020-21 (SENIOR SEASON)

CAREER STATISTICS



#45 MASON MADSEN

GUARD • 6-4 • 190 • FRESHMAN • HS • ROCHESTER, MINN./MAYO SENIOR HS

2020-21 Season (Freshman): Scored seven points with a pair of assists vs. Temple (2/12) ... played 20 minutes off the bench at Temple (2/4) with a basket and four rebounds ... had four points and a rebounds in nine minutes at Wichita State (1/10) ... hit a 3-pointer on his first collegiate shot at SMU (1/7) ... sat out first two months of season with a foot injury.

Prior to Cincinnati: Averaged 19.7 points, 5.5 rebounds and 5.0 assists while making 80 3-pointers and shooting 41.0 percent from beyond the arc and 92.3 percent from the free-throw line as a senior in 2019-20 ... averaged 22.3 points, 5.7 rebounds and 4.9 assists while making 100 3-pointers as a junior ... scored 2,031 career points ... tabbed a three-star prospects according to 247Sports.com.

Personal: Born May, 1, 2001 in Eau Claire, Wisconsin ... son of Jennifer and Luke Madsen ... Coached all four seasons of high school basketball by his father, including one year at Bloomer HS and three years at Mayo Senior HS ... signed to play for the Bearcats along with his twin brother, Gabe ... has one sister, Hattie ... right-handed.

SEASON & CAREER STATISTICS

2020-21 Season		Career
8 vs. UCF, 2/14/21	Pts	8 vs. UCF, 2/14/21
4 vs. Temple, 2/12/21	FG Atts	4 vs. Temple, 2/12/21
2, 2x (last vs. UCF, 2/14/21)	FG Made	2, 2x (last vs. UCF, 2/14/21)
3, 2x (last vs. Temple, 2/12/21)	3PT-FG Atts	3, 2x (last vs. Temple, 2/12/21)
1, 3x (last vs. UCF, 2/14/21)	3PT-FG Made	1, 3x (last vs. UCF, 2/14/21)
7 vs. Temple, 2/12/21	FT Atts	7 vs. Temple, 2/12/21
5 vs. Temple, 2/12/21	FT Made	5 vs. Temple, 2/12/21
4 at Temple, 2/4/21	Rebs	4 at Temple, 2/4/21
2, 2x (last vs. Temple, 2/12/21)	Assts	2, 2x (last vs. Temple, 2/12/21)
1 at Tulane, 2/7/21	Stls	1 at Tulane, 2/7/21
0	Blks	0
20 at Temple, 2/4/21	Mins	20 at Temple, 2/4/21

MISCELLANEOUS STATISTICS

CATEGORY	2020-21	CAREER
Double-Figure Scoring Games	0	0
Double-Figure Rebounding Games	0	0
Double-Double Games	0	0
20-Point Scoring Games	0	0
Games Led UC in Scoring	0	0
Games Led UC in Rebounding	0	0
Games Led UC in Assists	0	0
Games With 3+ Assists	0	0
Games With 3+ Blocks	0	0
Games With 3+ Steals	0	0
Games With 3+ 3-Pointers	0	0

GAME-BY-GAME STATISTICS

2020-21 (FRESHMAN SEASON)

#45 MADSEN, Mason

Opponent	Date	GS	MIN	Total		3-Pointers		Free throws		Rebounds		PF	A	T/O	BLK	STL	PTS	AVG
				FG-FGA	PCT	3FG-3FGA	PCT	FT-FTA	PCT	OFF	DEF							
at SMU	01/07/2021		03:22	1-1	1.000	1-1	1.000	0-0	.000	0	0	0	0	0	0	0	3	3.0
at Wichita St.	01/10/2021		09:02	2-3	.667	0-1	.000	0-0	.000	0	1	1	0.5	1	0	0	4	3.5
at Temple	02/04/2021		19:47	1-2	.500	0-1	.000	0-0	.000	0	4	4	1.7	0	0	0	2	3.0
at Tulane	02/07/2021		19:16	1-4	.250	1-3	.333	0-1	.000	1	2	3	2.0	4	2	1	3	3.0
Temple	02/12/2021		16:39	1-4	.250	0-3	.000	5-7	.714	0	2	2	2.0	2	1	0	7	3.8
UCF	02/14/2021		14:28	2-3	.667	1-2	.500	3-4	.750	1	1	2	2.0	1	1	0	8	4.5
Totals		0	82:34	8-17	.471	3-11	.273	8-12	.667	2	10	12	2.0	8	5	3	27	4.5

Player Averages

Games Played	Minutes/game	Points/game	FG Pct	3FG Pct	FT Pct	Rebounds/game	Assists/game	Turnovers/game	Assist/Turnover ratio	Steals/game	Blocks/game
6	13.8	4.5	47.1	27.3	66.7	2.0	0.8	0.5	1.7	0.2	0.0

CAREER STATISTICS

MADSEN, Mason

				Field Goals		3-Point		F-Throws		Rebounds										Scoring	
SEASON	TEAM	GP-GS	MIN/AVG	FG-FGA	FG%	3FG-FGA	3FG%	FT-FTA	FT%	OFF	DEF	TOT	AVG	PF-FO	AST	TO	BLK	STL	PTS	AVG	
2020-21	UC	6-0	83/13.8	8-17	.471	3-11	.273	8-12	.667	2	10	12	2.0	8-0	5	3	0	1	27	4.5	
TOTAL		6-0	83/13.8	8-17	.471	3-11	.273	8-12	.667	2	10	12	2.0	8-0	5	3	0	1	27	4.5	



#55 GABE MADSEN

GUARD • 6-5 • 195 • FRESHMAN • HS • ROCHESTER, MINN./MAYO SENIOR HS

2020-21 Season (Freshman): Played in two games as a reserve before deciding following the Christmas Holiday to opt out of the 2020-21 season ... registered his first collegiate basket, a 3-pointer at Georgia (12/19).

Prior to Cincinnati: Averaged 26.1 points, 8.4 rebounds and 5.0 assists while shooting 41.7 percent from 3-point range and 89.8 percent from the free-throw line as a senior in 2019-20 ... made 108 3-pointers ... helped lead Mayo to a 22-6 mark and the school's first appearance in the Section One, Class 4A championship game since 2008 when the 2019-20 season was halted due to the COVID-19 pandemic ... averaged 23.9 points, 10.2 rebounds and 5.0 assists while making 82 3-pointers as a junior ... named a two-time Post Bulletin All-Area Team selection ... scored 2,349 career points ... tabbed a three-star prospects according to 247Sports.com.

Personal: Born May, 1, 2001 in Eau Claire, Wisconsin ... son of Jennifer and Luke Madsen ... Coached all four seasons of high school basketball by his father, including one year at Bloomer HS and three years at Mayo Senior HS ... signed to play for the Bearcats along with his twin brother, Mason ... has one sister, Hattie ... plays the guitar as a hobby ... right-handed.

SEASON & CAREER STATISTICS

2020-21 Season		Career
3 at Georgia, 12/19/20	Pts	3 at Georgia, 12/19/20
2 vs. Lipscomb, 12/2/20	FG Atts	2 vs. Lipscomb, 12/2/20
1 at Georgia, 12/19/20	FG Made	1 at Georgia, 12/19/20
2 vs. Lipscomb, 12/2/20	3PT-FG Atts	2 vs. Lipscomb, 12/2/20
1 at Georgia, 12/19/20	3PT-FG Made	1 at Georgia, 12/19/20
0	FT Atts	0
0	FT Made	0
1, 2x (last at Georgia, 12/19/20)	Rebs	1, 2x (last at Georgia, 12/19/20)
0	Assts	0
1 vs. Lipscomb, 12/2/20	Stls	1 vs. Lipscomb, 12/2/20
0	Blks	0
7 at Georgia, 12/19/20	Mins	7 at Georgia, 12/19/20

MISCELLANEOUS STATISTICS

CATEGORY	2020-21	CAREER
Double-Figure Scoring Games	0	0
Double-Figure Rebounding Games	0	0
Double-Double Games	0	0
20-Point Scoring Games	0	0
Games Led UC in Scoring	0	0
Games Led UC in Rebounding	0	0
Games Led UC in Assists	0	0
Games With 3+ Assists	0	0
Games With 3+ Blocks	0	0
Games With 3+ Steals	0	0
Games With 3+ 3-Pointers	0	0

GAME-BY-GAME STATISTICS

2020-21 (FRESHMAN SEASON)

#55 MADSEN, Gabe

Opponent	Date	GS	MIN	Total		3-Pointers		Free throws		Rebounds		PF	A	T/O	BLK	STL	PTS	AVG
				FG-FGA	PCT	3FG-3FGA	PCT	FT-FTA	PCT	OFF	DEF							
Lipscomb	12/02/2020		05:19	0-2	.000	0-2	.000	0-0	.000	0	1	1	1.0	1	0	0	1	0.0
at Georgia	12/19/2020		07:04	1-1	1.000	1-1	1.000	0-0	.000	1	0	1	1.0	1	0	1	0	1.5
Totals		0	12:23	1-3	.333	1-3	.333	0-0	.000	1	1	2	1.0	2	0	1	3	1.5

Player Averages

Games Played	Minutes/game	Points/game	FG Pct	3FG Pct	FT Pct	Rebounds/game	Assists/game	Turnovers/game	Assist/Turnover ratio	Steals/game	Blocks/game
2	6.2	1.5	33.3	33.3	0.0	1.0	0.0	0.5	0.0	0.5	0.0


CAREER STATISTICS

MADSEN, Gabe

				Field Goals		3-Point		F-Throws		Rebounds									Scoring	
SEASON	TEAM	GP-GS	MIN/AVG	FG-FGA	FG%	3FG-FGA	3FG%	FT-FTA	FT%	OFF	DEF	TOT	AVG	PF-FO	AST	TO	BLK	STL	PTS	AVG
2020-21	UC	2-0	12/6.2	1-3	.333	1-3	.333	0-0	.000	1	1	2	1.0	2-0	0	1	0	1	3	1.5
TOTAL		2-0	12/6.2	1-3	.333	1-3	.333	0-0	.000	1	1	2	1.0	2-0	0	1	0	1	3	1.5

2020-21 BOX SCORES


GAME 1 • DEC. 2, 2020 LIPSCOMB (55) AT CINCINNATI (67) FIFTH THIRD ARENA (CINCINNATI, OHIO)

														
Official Basketball Box Score - Final Lipscomb at Cincinnati 12/02/20 Fifth Third Arena, Cincinnati, Ohio Lipscomb at Cincinnati														
Game Time: 5:00 PM Game Duration: 1:55 Attendance: 300														
Officials: Joe Lindsay, Vladimir Voyatzki, Wesley Ford														
Lipscomb - 55														
Record: 1-2														
NO. Name	Min	FG	3P	FT	Rebounds	Fouls	TP	AS	TO	ST	Blocks	BS	BA	+/-
23 Ahsan Asadullah	C 33:58	4-11	0-0	0-4	1 5 6	2 2	8	3	8	1	0	2	1	-1
1 Greg Jones	G 37:16	3-7	2-4	4-5	0 4 4	2 4	12	2	2	0	0	1	-14	
3 Romeo Ferguson	G 35:03	4-8	0-0	4-4	1 4 5	4 3	12	5	2	2	0	1	-12	
10 Jake Wolfe	G 31:23	3-8	1-3	0-0	0 6 6	2 3	7	0	1	0	0	1	-8	
25 Miles Miller	G 34:02	1-2	0-1	4-4	0 2 2	1 2	6	3	3	3	0	0	-15	
11 Parker Hazen	17:40	3-4	0-0	2-2	0 1 1	5 1	8	1	2	1	0	0	-5	
11 Alex Jones	05:58	0-0	0-0	0-0	0 1 1	0 0	0	0	0	0	0	0	3	
12 Carson Cary	02:44	0-0	0-0	2-2	0 1 1	0 1	2	0	0	0	0	0	2	
5 Kaleb Coleman	01:48	0-1	0-1	0-0	0 0 0	0 0	0	0	0	0	0	0	-6	
4 Tanner Shulman	00:04	0-0	0-0	0-0	0 0 0	0 0	0	0	0	0	0	0	-2	
22 Jacob Hobbs	00:04	0-0	0-0	0-0	0 0 0	0 0	0	0	0	0	0	0	-2	
Team					0 2 2		0	1						
Totals	18-41	3-9	16-21	2 26	28 17 16	55	14	19	7	0	5	-12		

Cincinnati - 67														
Record: 1-0														
NO. Name	Min	FG	3P	FT	Rebounds	Fouls	TP	AS	TO	ST	Blocks	BS	BA	+/-
25 Rapolas Ivanauskas	F 25:35	5-9	0-1	1-1	2 4 6	1 4	11	0	0	0	0	0	1	
33 Chris Vogt	C 31:36	6-7	0-0	0-3	5 2 7	3 4	12	1	2	0	3	0	9	
00 David DeJulius	G 34:24	3-7	2-5	0-0	0 6 6	1 1	8	4	0	0	0	0	9	
2 Keith Williams	G 22:09	2-10	0-3	3-6	0 0 0	3 3	7	2	2	2	0	0	16	
23 Mika Adams-Woods	G 33:15	6-14	1-5	3-3	1 2 3	1 3	16	2	1	0	0	0	16	
55 Gabe Madsen	05:19	0-2	0-2	0-0	0 1 1	1 0	0	0	0	0	1	0	4	
1 Zach Harvey	15:04	3-6	1-3	0-0	1 1 2	0 2	7	1	0	0	0	0	-12	
13 Tari Eason	07:57	1-3	0-1	0-0	2 1 3	2 0	2	1	4	0	2	0	-6	
20 Mamoudou Diarra	07:12	0-1	0-1	0-0	0 2 2	4 0	0	0	0	0	0	0	-2	
24 Jeremiah Davenport	14:05	2-3	0-0	0-0	0 2 2	0 0	4	4	2	2	0	0	20	
3 Mike Saunders Jr.	03:24	0-0	0-0	0-0	0 0 0	0 0	0	0	1	0	0	0	3	
Team					1 2 3		0	0						
Totals	28-62	4-22	7-13	12 23	35 16 17	67	15	12	5	5	0	12		

	LIP		CIN																
Biggest lead	9	(1 st 10:23)	12	(2 nd 0:18)	Points from Turnovers	4	19												
Best Scoring Run	9	(1 st 10:23)	11	(2 nd 3:26)	Paint	28	40												
Lead Changes	4				Second Chance	6	11												
Times Tied	6				Fast Breaks	10	13												
Time with Lead	29:30			07:05	Bench	10	13												


SKYLINE CHILI CROSSTOWN SHOOTOUT • GAME 2 • DEC. 6, 2020 XAVIER (77) AT CINCINNATI (69) FIFTH THIRD ARENA (CINCINNATI, OHIO)

														
Official Basketball Box Score - Final Xavier at Cincinnati 12/06/20 Fifth Third Arena, Cincinnati, Ohio Xavier at Cincinnati														
Game Time: 3:00 PM Game Duration: 2:02 Attendance: 300														
Officials: Doug Shows, Clarence Armstrong, Jeffrey Clark														
Xavier - 77														
Record: 6-0														
NO. Name	Min	FG	3P	FT	Rebounds	Fouls	TP	AS	TO	ST	Blocks	BS	BA	+/-
25 Jason Carter	F 31:53	2-5	1-3	1-2	0 2 2	2 1	6	2	0	0	1	0	10	
32 Zach Freemantle	F 33:54	7-15	2-5	0-1	0 9 9	3 4	16	0	4	0	0	0	11	
1 Paul Scruggs	G 30:35	6-10	0-2	8-8	0 5 5	2 5	20	5	2	0	1	1	11	
10 Nate Johnson	G 26:13	3-5	2-2	2-2	0 3 3	1 1	10	2	0	2	0	1	19	
11 Dwon Odum	G 19:49	0-1	0-0	6-8	0 2 2	3 4	6	2	2	0	0	0	14	
3 Colby Jones	16:31	2-2	0-0	1-2	0 4 4	1 1	5	3	1	1	0	0	-1	
13 Bryan Griffin	11:17	2-2	0-0	2-2	0 5 5	2 1	6	0	0	0	1	0	-2	
24 Kyky Tandy	11:24	1-3	0-1	0-0	0 0 0	2 0	2	0	1	0	0	0	-7	
5 Adam Kunkel	15:28	2-5	2-4	0-0	0 0 0	1 0	6	0	1	1	0	0	-12	
0 C.J. Wilcher	02:56	0-1	0-1	0-0	0 0 0	1 0	0	0	1	0	0	0	-3	
Team					0 1 1		0	0						
Totals	25-49	7-18	20-25	0 31	31 17 18	77	14	12	4	3	2	8		

Cincinnati - 69														
Record: 1-1														
NO. Name	Min	FG	3P	FT	Rebounds	Fouls	TP	AS	TO	ST	Blocks	BS	BA	+/-
25 Rapolas Ivanauskas	F 23:21	4-9	2-6	0-0	0 6 6	3 1	10	0	1	1	0	0	-5	
33 Chris Vogt	C 31:39	4-5	0-0	0-0	0 1 1	5 1	8	2	0	0	0	0	-7	
00 David DeJulius	G 29:17	6-11	0-2	4-4	1 4 5	3 5	16	6	0	1	0	0	-17	
2 Keith Williams	G 31:19	6-16	1-5	5-8	0 6 6	1 5	18	3	2	0	1	0	-7	
23 Mika Adams-Woods	G 30:42	2-8	0-2	1-2	0 1 1	1 1	5	3	1	2	1	2	-14	
20 Mamoudou Diarra	08:21	1-1	0-0	0-1	1 0 1	1 1	2	2	1	0	0	0	-5	
24 Jeremiah Davenport	16:35	2-6	2-4	0-0	1 0 1	3 0	6	0	1	0	0	1	2	
3 Mike Saunders Jr.	09:36	1-3	0-1	0-0	0 0 0	0 2	2	1	0	0	0	0	9	
13 Tari Eason	14:42	1-5	0-1	0-0	3 5 8	2 1	2	2	1	1	0	0	4	
1 Zach Harvey	04:28	0-0	0-0	0-0	0 0 0	0 0	0	0	0	0	0	0	0	
Team					2 3 5		0	1						
Totals	27-64	5-21	10-15	8 26	34 19 17	69	19	8	5	2	3	-8		

	Xavier	CIN	Points from		Xavier	CIN	Period by Period Scoring			
Biggest lead	8 (2 nd 0:22)	5 (2 nd 18:30)	Turnovers	9	16		1st	2nd	TOT	
Best Scoring Run	7 (1 st 6:49)	6 (1 st 11:16)	Paint	28	36	Xavier	37	40	77	
Lead Changes	17		Second Chance	0	3					
Times Tied	11		Fast Breaks	12	17	CIN	35	34	69	
Time with Lead	18:42	15:02	Bench	19	12					

GAME 3 • DEC. 9, 2020 FURMAN (73) AT CINCINNATI (78) FIFTH THIRD ARENA (CINCINNATI, OHIO)


--

2020-21 BOX SCORES

GAME 5 • DEC. 16, 2020 USF (74) AT CINCINNATI (71) FIFTH THIRD ARENA (CINCINNATI, OHIO)



Official Basketball Box Score - Final
South Fla. at Cincinnati
12/16/20 Fifth Third Arena, Cincinnati, Ohio
2020-21 Men's Basketball

Game Time: 7:00 PM
Game Duration: 2:09
Attendance: 300

Officials: Bill Jacobson, Rob Rork, Bert Smith

South Fla. - 74

Record: 5-2 (1-0)

NO. Name	Min	FG	3P	FT	Rebounds	Fouls	TP	AS	TO	ST	Blocks	+/-
		M-A	M-A	M-A	OR DR TOT	PF FD					BS BA	
10 Alexis Yetna	F 37:16	6-10	2-5	2-2	3 9 12	3 1 16	3	0	1	1	0	9
4 Michael Durr	C 31:10	6-10	0-0	2-3	6 4 10	2 4 14	1	0	0	2	0	-5
00 David Collins	G 28:35	5-11	1-1	0-0	0 1 1	3 5 11	4	2	1	1	1	-1
13 Justin Brown	G 33:13	3-9	2-5	0-0	1 2 3	2 0 8	0	0	1	0	1	-1
23 Caleb Murphy	G 19:12	2-9	0-1	3-5	0 1 1	3 3 7	4	4	2	0	0	0
54 Russel Tchewa	08:41	2-2	0-0	0-0	1 0 1	2 1 4	0	1	0	0	0	8
1 Xavier Castaneda	G 24:12	2-5	0-0	0-0	0 2 2	0 2 14	2	3	1	0	2	-11
22 Madut Akce	03:02	0-1	0-1	0-0	0 1 1	0 0 0	0	1	0	0	0	-1
5 Rashun Williams	02:44	0-0	0-0	0-0	0 0 0	1 0 0	0	1	0	0	0	-6
24 Jamir Chaplin	11:16	0-1	0-1	0-2	1 0 1	1 1 0	0	1	0	2	0	13
Team					3 2 5	0	0	3				
Totals		30-63	7-17	7-12	15 22 37	17 17	74	15	15	6	4	4

Technical Fouls: NONE

Cincinnati - 71

Record: 2-3 (0-1)

NO. Name	Min	FG	3P	FT	Rebounds	Fouls	TP	AS	TO	ST	Blocks	+/-
		M-A	M-A	M-A	OR DR TOT	PF FD					BS BA	
13 Tari Eason	F 23:58	4-7	1-2	4-6	5 4 9	0 4 13	3	2	2	1	0	-6
33 Chris Vogt	C 25:37	5-12	0-0	3-6	1 3 4	2 4 13	3	2	0	1	3	1
00 David DeJulius	G 24:12	2-5	1-4	0-0	0 1 1	2 0 5	2	0	0	1	0	0
2 Keith Williams	G 21:50	6-9	2-4	1-1	2 3 5	5 2 15	2	3	2	1	1	-1
23 Mika Adams-Woods	G 27:21	2-7	1-3	0-0	0 0 0	0 2 5	1	0	0	0	2	0
25 Rapolas Ivanauskas	20:09	2-3	1-2	0-0	0 4 4	2 1 5	0	5	0	0	0	-2
1 Zach Harvey	15:24	1-2	0-0	0-0	0 0 0	2 0 3	2	1	0	0	0	-2
3 Mike Saunders Jr.	15:48	2-4	0-0	4-4	0 2 2	2 4 8	4	1	1	0	0	-3
24 Jeremiah Davenport	25:41	2-7	0-3	0-0	1 1 2	2 0 4	0	1	1	0	0	-2
Team					1 1 2	0	0					
Totals		26-56	7-20	12-17	10 19 29	17 17	71	17	15	6	4	6

Technical Fouls: NONE

	USF	CIN
Biggest lead	12 (2 nd 11:22)	4 (1 st 9:29)
Best Scoring Run	7 (2 nd 13:13)	12 (2 nd 4:30)
Lead Changes	10	
Times Tied	9	
Time with Lead	29:40	05:19

GAME 7 • DEC. 22, 2020 CINCINNATI (70) AT RV/RV UCF (75) ADDITION FINANCIAL ARENA (ORLANDO, FLA.)



Official Basketball Box Score - Final
Cincinnati at UCF
12/22/20 Addition Financial Arena, Orlando
2020-21 Men's Basketball

Game Time: 4:00 PM
Game Duration: 2:17
Attendance: 1,181

Officials: Doug Shows, Gerald Williams, Jose Carrion

Cincinnati - 70

Record: 2-5 (0-2)

NO. Name	Min	FG	3P	FT	Rebounds	Fouls	TP	AS	TO	ST	Blocks	+/-
		M-A	M-A	M-A	OR DR TOT	PF FD					BS BA	
13 Tari Eason	F 09:47	1-1	0-0	3-4	1 3 4	5 3 5	1	3	0	0	0	-2
33 Chris Vogt	C 18:46	0-1	0-0	0-0	0 2 2	3 2 0	2	1	0	1	0	-14
00 David DeJulius	G 27:16	4-8	0-3	1-1	1 2 3	3 1 9	5	4	0	0	1	-6
2 Keith Williams	G 29:30	6-17	2-3	5-5	8 10 3	3 19	1	3	1	0	0	-2
23 Mika Adams-Woods	G 28:57	3-6	1-4	2-2	3 0 3	3 1 9	1	3	0	0	0	-4
3 Mike Saunders Jr.	20:04	0-3	0-1	2-2	1 3 4	2 1 2	3	3	1	0	1	4
24 Jeremiah Davenport	24:06	2-5	0-1	3-5	1 5 6	1 4 7	2	2	2	0	2	-5
25 Rapolas Ivanauskas	18:03	2-5	0-2	0-1	0 3 3	4 1 4	0	0	1	0	0	9
1 Zach Harvey	23:31	5-6	2-3	3-4	1 2 3	1 4 15	0	0	0	0	0	-5
Team					1 2 3	0	0					
Totals		23-52	5-17	19-24	11 30 41	25 20	70	15	19	3	1	4

Technical Fouls: Williams 1st 15:10 Coach 1st 8:43 Eason 1st 9:01

UCF - 75

Record: 3-1 (1-0)

NO. Name	Min	FG	3P	FT	Rebounds	Fouls	TP	AS	TO	ST	Blocks	+/-
		M-A	M-A	M-A	OR DR TOT	PF FD					BS BA	
3 Isaiah Adams	F 24:43	6-8	1-2	2-6	0 4 4	4 5 15	0	1	2	0	1	3
20 Sean Mobley	F 22:33	1-3	0-1	0-1	0 1 1	2 4 4	2	3	1	1	0	0
13 Brandon Mahan	G 38:13	8-13	5-7	4-5	4 6 10	1 3 25	1	1	0	0	0	7
22 Darin Green Jr.	G 33:18	5-9	2-4	0-0	0 1 1	2 0 12	0	1	0	0	0	2
2 Dre Fuller Jr.	G 33:38	3-7	0-1	3-4	0 2 2	4 4 9	3	4	3	0	0	-3
2 Darius Perry	24:53	1-1	1-6	2-2	0 2 2	2 2 5	0	0	0	0	0	8
21 C.J. Walker	20:55	2-6	0-0	3-6	0 2 2	3 4 7	1	0	0	4	0	1
14 Ibrahim Famouke Dombia	01:47	0-0	0-0	0-0	1 0 1	2 0 0	0	0	0	0	0	-2
Team					0 3 3	0	0					
Totals		26-57	9-21	14-24	6 21 27	22 22	75	8	8	6	4	1

Technical Fouls: Walker 1st 15:10 Mahan 1st 9:01

	CIN	UCF
Biggest lead	7 (1 st 14:48)	13 (2 nd 8:20)
Best Scoring Run	11 (1 st 14:48)	10 (2 nd 17:31)
Lead Changes	5	
Times Tied	4	
Time with Lead	14:53	21:47

Points from	CIN	UCF
Turnovers	7	26
Paint	34	30
Second Chance	9	10
Fast Breaks	21	13
Bench	28	12

Period by Period Scoring	1st	2nd	TOT
CIN	35	35	70
UCF	35	40	75

GAME 6 • DEC. 19, 2020 CINCINNATI (68) AT GEORGIA (83) STEGEMAN COLISEUM (ATHENS, GA.)



Official Basketball Box Score - Final
Cincinnati at Georgia
12/19/20 Stegeman Coliseum, Athens
2020-21 Men's Basketball

Game Time: 6:01 PM
Game Duration: 2:10
Attendance: 1,638

Officials: Pat Adams, Anthony Jordan, Steven Anderson

Cincinnati - 68

Record: 2-4

NO. Name	Min	FG	3P	FT	Rebounds	Fouls	TP	AS	TO	ST	Blocks	+/-
		M-A	M-A	M-A	OR DR TOT	PF FD					BS BA	
25 Rapolas Ivanauskas	F 20:09	2-4	1-3	0-0	0 6 6	2 1 5	0	1	3	0	0	-17
33 Chris Vogt	C 18:34	0-1	0-0	0-4	4 1 5	1 4 0	1	3	1	0	0	-4
00 David DeJulius	G 27:25	3-9	1-5	0-0	0 3 3	3 3 7	1	3	1	0	0	-10
2 Keith Williams	G 22:32	5-11	0-4	4-4	2 1 3	5 3 14	1	2	0	0	0	-2
23 Mika Adams-Woods	G 26:09	3-13	0-5	2-2	0 2 2	1 1 8	2	0	2	1	1	7
13 Tari Eason	26:14	5-7	1-1	0-1	2 4 6	1 1 11	2	3	2	2	0	-4
1 Zach Harvey	13:32	1-6	0-2	0-1	0 0 0	5 1 2	0	2	1	0	0	-11
3 Mike Saunders Jr.	14:28	0-2	0-2	0-2	0 0 0	3 2 0	2	3	1	0	0	-14
24 Jeremiah Davenport	23:53	6-13	1-6	5-6	5 1 6	2 6 18	0	4	1	1	1	-22
55 Gabe Madsen	07:04	1-1	1-1	0-0	1 0 1	1 0 3	0	1	0	0	0	2
Team					3 3 6	0	0	2				
Totals		26-67	5-29	11-20	17 21 38	24 22	68	9	24	12	4	2

Technical Fouls: NONE

Georgia - 83

Record: 6-3

NO. Name	Min	FG	3P	FT	Rebounds	Fouls	TP	AS	TO	ST	Blocks	+/-
		M-A	M-A	M-A	OR DR TOT	PF FD					BS BA	
24 P.J. Horne	F 21:41	1-2	0-1	0-0	2 2 4	2 1 2	0	0	0	0	0	-6
5 Justin Kier	G 32:48	6-11	1-4	5-5	0 2 2	3 6 18	3	2	3	0	2	4
14 Tye Fagan	G 27:20	6-9	0-0	5-6	4 5 9	2 4 17	2	4	1	0	0	22
2 Sahvir Wheeler	34:54	4-14	2-4	2-2	0 2 2	3 3 12	7	6	3	0	1	24
10 Toumani Camara	31:24	7-10	1-3	4-6	0 10 10	3 6 19	0	4	2	1	0	23
3 Christian Brown	15:12	3-5	0-0	3-4	1 0 1	2 2 9	0	2	1	0	0	1
4 Andrew Garcia	16:14	1-4	0-0	0-0	1 3 4	2 0 2	1	1	0	0	1	28
25 Tyron McMillan	07:18	1-2	0-0	0-0	1 1 2	0 2 1	0	0	0	0	0	3
11 Jaxon Eter	05:53	0-1	0-0	2-2	0 2 2	1 2 2	0	0	0	0	0	-10
13 Jonathan Ned	04:44	0-1	0-1	0-0	0 0 0	0 0 0	0	1	0	0	0	-5
12 Josh Taylor	02:32	0-0	0-0	0-0	0 1 1	0 0 0	0	1	0	1	0	-9
Team					1 2 3	0	0	1				
Totals		29-59	4-13	21-25	9 30 39	22 24	83	14	22	10	2	4

Technical Fouls: NONE

	UC	UGA
Biggest lead	1 (1 st 15:07)	25 (2 nd 3:31)
Best Scoring Run	7 (2 nd 17:38)	15 (1 st 1:00)
Lead Changes	4	
Times Tied	3	
Time with Lead	01:24	36:13

GAME 8 • JAN. 2, 2021 TULSA (70) AT CINCINNATI (66) FIFTH THIRD ARENA (CINCINNATI, OHIO)



Official Basketball Box Score - Final
Tulsa at Cincinnati
01/02/21 Fifth Third Arena, Cincinnati, Ohio
2020-21 Men's Basketball

Game Time: 3:00 PM
Game Duration: 2:11
Attendance: 300

Officials: Mike Nance, John Hampton, Bill Ek

Tulsa - 70

Record: 6-3 (3-1)

No.	Name	Min	FG M-A	3P M-A	FT M-A	Reb OR DR TOT	Fouls PF FD	TP	AS	TO	ST	Blocks BS BA	+/-
32	Austin Richie	F 14:38	1-4	0-3	0-0	0 0 0	1 0 2	0	0	0	0	0	-1
12	Emmanuel Ugboh	C 05:34	0-1	0-0	0-0	0 1 1	3 0 0	0	0	0	0	0	-1
1	Brandon Rachal	G 37:46	8-11	3-5	6-7	0 13 13	4 6 25	3	5	1	3	1 3	3
2	Keyshawn Embury-Simpson	G 19:31	2-5	2-4	2-2	0 0 0	1 1 8	2	1	0	0	0	-2
3	Elijah Joiner	G 30:30	2-4	0-1	3-4	0 4 4	3 4 7	4	1	0	1	0 4	4
10	Curtis Haywood II	32:02	1-5	0-3	2-2	0 2 2	3 1 4	3	2	1	0	1 5	5
11	Darien Jackson	28:33	4-4	0-0	0-3	3 1 4	2 8 2	1	1	1	1	0 3	3
25	Rey Idowu	23:34	7-8	0-0	2-4	2 2 4	3 6 16	1	2	0	1	1 5	5
4	Keshawn Williams	07:52	0-2	0-2	0-0	0 0 0	0 0 0	0	1	0	0	0 4	4
Team						1 2 3				70	16	13	
Totals			25-44	5-18	15-19	3 27 30	20 19	70	16	13	3	6 3	4

2020-21 BOX SCORES

GAME 9 • JAN. 7, 2021 CINCINNATI (76) AT --/RV SMU (69) MOODY COLISEUM (DALLAS, TEXAS)



Official Basketball Box Score - Final
Cincinnati at SMU
01/07/21 Moody Coliseum, Dallas, Texas
2020-21 Men's Basketball

Game Time: 6:01 PM
Game Duration: 2:05
Attendance: 1,568

Officials: Terry Olesby, Owen Shortt, Jerry Heister

Cincinnati - 76												
Record: 3-6 (1-3)												
NO. Name	Min	FG	3P	FT	Rebounds	Fouls	TP	AS	TO	ST	Blocks	+/-
		M-A	M-A	M-A	OR DR TOT	PF FD					BS BA	
13 Tari Eason	F 24:44	5-10	1-2	4-5	1 4 5	2 2	14	2	1	1	4 2	16
00 David DeJulius	G 33:42	1-7	0-3	0-0	0 9 9	1 4	2	12	3	1	0 1	7
2 Keith Williams	G 33:29	5-14	0-1	2-4	1 3 4	3 3	12	4	2	2	0 6	6
23 Mika Adams-Woods	G 29:51	5-6	4-5	0-0	1 3 4	3 0	14	2	2	2	1 0	9
24 Jeremiah Davenport	G 31:15	7-13	3-8	1-1	1 9 10	1 3	18	1	1	0	0 0	0
33 Chris Vogt	07:40	0-1	0-0	0-0	0 0 0	2 0	0	0	1	0	0 0	-4
1 Zach Harvey	18:15	4-7	1-3	4-5	1 2 3	2 4	13	1	2	0	0 0	2
3 Mike Saunders Jr.	05:36	0-1	0-0	0-0	0 0 0	1 0	0	3	1	0	0 1	-7
20 Mamoudou Diarra	12:06	0-1	0-0	0-0	1 2 3	2 1	0	0	0	1	0 0	2
45 Mason Madsen	03:22	1-1	1-1	0-0	0 0 0	0 0	3	0	0	0	0 0	4
Team					0 1 1	0	0	0	0	0	0 0	4
Totals		28-61	10-23	10-14	6 33 39	17 15	76	22	15	8	7 4	7

Technical Fouls: NONE

SMU - 69												
Record: 6-2 (2-2)												
NO. Name	Min	FG	3P	FT	Rebounds	Fouls	TP	AS	TO	ST	Blocks	+/-
		M-A	M-A	M-A	OR DR TOT	PF FD					BS BA	
1 Feron Hunt	F 27:45	4-7	0-1	1-2	1 9 10	2 1	9	0	3	1	0 0	-8
22 Isiah Jasey	F 19:53	4-5	0-0	0-0	1 2 3	2 1	8	0	1	0	1 0	6
25 Ethan Chargois	F 29:19	2-11	0-4	0-0	0 4 4	3 1	4	4	0	0	0 2	-2
3 Kendrick Davis	G 34:33	5-12	0-2	4-5	0 3 3	1 4	14	14	4	1	0 2	-2
5 Emmanuel Boudoumel	G 22:39	5-7	2-3	0-1	0 2 2	2 4	12	0	0	0	1 6	-6
2 Darius McNeill	G 30:58	4-10	2-7	0-0	0 6 6	2 0	10	0	1	2	0 1	-9
10 Yor Anei	18:02	3-5	0-0	3-6	1 1 2	1 5	9	1	0	1	3 1	-8
4 Charles Smith IV	17:21	1-5	1-4	0-0	0 1 1	2 1	3	0	2	1	0 0	-6
Team					2 2 4	0	3					
Totals		28-62	5-21	9-14	5 30 35	15 17	69	19	14	6	4 7	-7

Technical Fouls: NONE

		CIN	SMU
Biggest lead	9 (2 nd 0:18)	9 (1 st 8:55)	
Best Scoring Run	10 (2 nd 0:18)	7 (2 nd 14:51)	
Lead Changes	6	4	
Times Tied	4		
Time with Lead	05:35	32:18	

GAME 11 • FEB. 4, 2021 CINCINNATI (63) AT TEMPLE (60) THE LIACOURAS CENTER (PHILADELPHIA, PA.)



Official Basketball Box Score - Final
Cincinnati at Temple
02/04/21 The Liacouras Center, Philadelphia
2020-21 Men's Basketball

Game Time: 7:00 PM
Game Duration: 2:09

Officials: Doug Shows, James Breeding, Tony Chazza

Cincinnati - 63												
Record: 4-7 (2-4)												
NO. Name	Min	FG	3P	FT	Rebounds	Fouls	TP	AS	TO	ST	Blocks	+/-
		M-A	M-A	M-A	OR DR TOT	PF FD					BS BA	
43 Rob Banks	F 10:09	0-3	0-1	0-0	0 1 1	0 0	0	0	0	1	0 0	-4
33 Chris Vogt	C 27:20	0-4	0-0	3-6	3 2 5	2 7	3	2	0	0	2 0	4
00 David DeJulius	G 35:18	10-18	4-11	2-4	0 4 4	3 2	26	3	4	3	0 0	5
3 Mike Saunders Jr.	G 14:49	0-3	0-2	0-0	0 1 1	1 0	0	1	1	0	0 0	-7
24 Jeremiah Davenport	G 35:54	5-13	3-8	1-3	1 6 7	0 4	14	2	1	2	1 1	9
2 Keith Williams	G 22:10	6-11	2-5	1-2	1 2 3	5 2	15	1	4	0	1 0	7
13 Tari Eason	12:09	0-1	0-1	0-0	2 4 6	2 1	0	0	2	2	1 0	-1
23 Mika Adams-Woods	22:23	0-2	0-1	3-6	0 1 1	1 3	3	3	0	1	0 0	7
45 Mason Madsen	19:48	1-2	0-1	0-0	0 4 4	0 0	2	0	0	0	0 0	-5
Team					3 2 5	0	1					
Totals		22-57	9-30	10-21	10 27 37	14 19	63	12	13	9	5 1	3

Technical Fouls: NONE

Temple - 60												
Record: 4-6 (3-6)												
NO. Name	Min	FG	3P	FT	Rebounds	Fouls	TP	AS	TO	ST	Blocks	+/-
		M-A	M-A	M-A	OR DR TOT	PF FD					BS BA	
4 J.P. Moorman II	F 27:24	3-8	1-2	0-0	1 6 7	3 1	7	3	3	0	0 0	2
10 Jake Forrester	F 13:22	3-5	0-0	0-0	0 4 4	4 0	6	0	4	2	0 0	-3
22 DeVondre Perry	F 26:42	3-5	2-4	0-0	3 2 5	1 0	8	2	2	0	0 0	-11
1 Damien Dunn	G 29:53	3-10	0-0	10-13	0 4 4	3 8	16	3	3	1	0 2	14
25 Jeremiah Williams	G 30:21	5-8	2-3	1-2	0 4 4	1 2	13	0	2	0	1 0	-5
0 Khalif Battle	29:46	4-14	2-8	0-0	0 6 6	2 0	10	3	1	2	0 2	-3
14 Arashma Parks	08:14	0-0	0-0	0-0	1 1 2	3 1	0	2	1	0	0 0	-2
15 Brendan Barry	24:32	0-2	0-1	0-0	2 2 3	2 1	0	1	0	0	0 1	-2
23 Quincy Ademokoya	06:05	0-1	0-1	0-0	0 0 0	0 1	0	1	0	1	0 0	-1
11 Nick Jourdain	03:41	0-0	0-0	0-0	0 0 0	0 0	0	0	0	0	0 0	-4
Team					3 1 4	0	2					
Totals		21-53	7-19	11-15	8 30 38	19 14	60	13	19	6	1 5	-3

Technical Fouls: NONE

		CIN	TEM
Biggest lead	10 (2 nd 17:42)	5 (1 st 6:47)	
Best Scoring Run	10 (1 st 3:56)	10 (2 nd 10:55)	
Lead Changes	9	6	
Times Tied	8		
Time with Lead	20:03	11:18	

GAME 10 • JAN 7, 2021 CINCINNATI AT WICHITA STATE CHARLES KOCH ARENA (WICHITA, KAN.)



Official Basketball Box Score - Final
Cincinnati at Wichita St.
01/10/21 Charles Koch Arena, Wichita
2020-21 Men's Basketball

Game Time: 3:30 PM
Game Duration: 2:20
Attendance: 2,025

Officials: Zelon Steed, Jeb Hartness, Josue Neves

Cincinnati - 76												
Record: 3-7 (1-4)												
NO. Name	Min	FG	3P	FT	Rebounds	Fouls	TP	AS	TO	ST	Blocks	+/-
		M-A	M-A	M-A	OR DR TOT	PF FD					BS BA	
13 Tari Eason	F 22:19	4-8	0-2	0-0	2 2 4	4 0	8	0	3	2	1 0	3
00 David DeJulius	G 32:53	4-11	1-4	3-4	0 6 6	3 3	12	7	2	0	0 0	-5
2 Keith Williams	G 24:55	4-10	1-2	5-6	2 2 4	4 3	14	3	2	2	0 1	3
23 Mika Adams-Woods	G 30:40	0-5	0-2	2-2	0 2 2	1 1	2	2	0	0	0 0	-3
24 Jeremiah Davenport	G 28:38	2-9	0-6	2-2	1 5 6	2 1	6	1	2	1	0 0	-3
1 Zach Harvey	25:48	7-10	4-4	1-3	1 2 3	3 2	19	1	2	1	0 0	-10
3 Mike Saunders Jr.	05:29	1-1	0-0	0-0	0 0 0	1 1	2	0	0	0	0 0	-1
33 Chris Vogt	08:51	2-3	0-0	3-6	5 1 6	3 5	7	0	1	0	0 0	-6
20 Mamoudou Diarra	11:25	1-3	0-0	0-0	2 2 2	2 1	2	1	1	0	0 0	-6
45 Mason Madsen	09:02	2-3	0-1	0-0	0 1 1	1 0	4	0	0	0	0 0	-4
Team					2 4 6	0	2					
Totals		27-63	6-21	16-23	13 27 40	24 17	76	15	15	6	1 2	-6

Technical Fouls: NONE

Wichita St. - 82												
Record: 7-3 (3-1)												
NO. Name	Min	FG	3P	FT	Rebounds	Fouls	TP	AS	TO	ST	Blocks	+/-
		M-A	M-A	M-A	OR DR TOT	PF FD					BS BA	
5 Trey Wade	F 20:43	1-6	1-2	0-0	2 3 5	0 0	3	0	0	1	1 0	-6
22 Morris Udezue	F 24:50	8-12	0-0	2-3	2 3 5	4 4	18	2	3	1	0 0	-2
0 Dexter Dennis	G 26:23	0-6	0-4	4-4	2 2 4	4 2	4	1	1	1	0 0	-5
1 Tyson Etienne	G 39:05	6-13	2-4	2-4	0 5 5	2 3	16	3	2	1	0 0	6
3 Alterique Gilbert	G 20:34	0-5	0-0	1-1	0 0 0	1 0	0	2	1	2	0 0	-1
2 Craig Porter Jr.	17:10	1-2	0-0	4-6	0 3 3	0 5	6	3	0	1	0 0	2
25 Clarence Jackson	11:45	1-1	0-0	4-6	2 2 4	1 3	6	1	1	0	0 0	13
44 Isiah Poor Bear-Chandler	09:55	2-2	0-0	0-0	1 1 2	3 0	4	0	1	0	0 0	13
4 Ricky Council IV	22:57	8-11	0-1	7-11	2 4 6	2 7	23	2	4	1	1 0	7
40 Josephat Biau	04:22	1-3	0-1	0-0	1 1 2	1 0	2	0	0	1	0 0	-6
12 Trevin Wade	02:16	0-0	0-0	0-0	0 0 0	0 0	0	0	0	0	0 0	1
Team					0 2 2	0	0					
Totals		28-61	3-12	23-34	13 26 39	17 24	82	14	13	9	2 1	6

Technical Fouls: NONE

		CIN	WSU
Biggest lead	7 (1 st 16:25)	16 (2 nd 5:35)	
Best Scoring Run	9 (2 nd 18:48)	9 (1 st 2:04)	
Lead Changes	9	16	14
Times Tied	3	14	12
Time with Lead	10:38	27:20	

GAME 12 • FEB. 7, 2021 CINCINNATI (64) AT TULANE (61) FOGELMAN ARENA IN DEVLIN FIELDHOUSE (NEW ORLEANS, LA.)



Official Basketball Box Score - Final
Cincinnati at Tulane

2020-21 BOX SCORES

GAME 13 • FEB. 12, 2021 TEMPLE (69) AT CINCINNATI (71) FIFTH THIRD ARENA (CINCINNATI, OHIO)



Official Basketball Box Score - Final
Temple at Cincinnati
02/12/21 Fifth Third Arena, Cincinnati, Ohio
2020-21 Men's Basketball

Game Time: 7:00 PM
Game Duration: 2:04
Attendance: 300

Officials: Brian Shey, John Hampton, Sean Casady

Temple - 69												
Record: 4-8 (3-8)												
NO.	Name	Min	FG	3P	FT	Rebounds	Fouls	TP	AS	TO	ST	Blocks
			M-A	M-A	M-A	OR DR TOT	PF FD					BS BA +/-
4	J.P. Moorman II	F 23:18	1-5	0-2	4-5	2 1 3	2 4	6	3	1	2	0 1 7
10	Jake Forrester	F 27:16	3-8	0-0	3-4	0 7 7	0 4	9	0	2	0	2 3 -6
22	DeVondre Perry	F 27:42	4-8	2-4	0-0	1 7 8	3 0	10	1	1	2	1 0 3
1	Damian Dunn	G 12:02	0-3	0-2	0-0	0 1 1	2 1	0	0	1	0	0 0 -1
25	Jeremiah Williams	G 33:53	7-11	1-2	1-2	2 0 2	2 2	16	4	2	2	0 2 6
0	Khalif Battle	31:20	4-12	1-5	2-2	0 4 4	4 2	11	1	2	0	0 0 -8
11	Nick Jourdain	08:57	0-2	0-0	0-0	1 2 3	1 0	0	0	0	0	0 1 -3
15	Brendan Barry	27:48	3-8	3-6	8-8	1 2 3	2 6	17	1	1	1	0 0 -6
23	Quincy Ademokoya	07:44	0-2	0-2	0-0	0 2 2	1 0	0	0	0	0	0 0 -2
Team						0 0 0				0	1	
Totals			22-59	7-23	18-21	7 26 33	18 19	69	10	11	7	3 7 -2

Technical Fouls: Coach 2nd 9:28

Cincinnati - 71												
Record: 6-7 (4-4)												
NO.	Name	Min	FG	3P	FT	Rebounds	Fouls	TP	AS	TO	ST	Blocks
			M-A	M-A	M-A	OR DR TOT	PF FD					BS BA +/-
33	Chris Vogt	C 22:54	4-7	0-0	0-2	1 2 3	4 2	8	1	2	0	6 2 -9
00	David DeJulius	G 33:31	2-10	0-5	5-6	0 8 8	2 3	9	4	4	2	0 0 -4
2	Keith Williams	G 19:06	2-4	1-2	2-2	1 3 4	4 1	7	1	2	0	0 0 2
3	Mike Saunders Jr.	G 03:36	0-1	0-1	0-0	0 0 0	0 0	0	0	0	0	0 0 -6
24	Jeremiah Davenport	G 35:20	5-12	2-7	0-1	1 7 8	2 2	12	6	1	0	0 0 -5
23	Mika Adams-Woods	31:44	4-8	2-4	2-2	0 5 5	1 2	12	1	2	2	0 0 3
13	Tari Eason	07:47	2-2	0-0	0-0	1 2 3	5 0	4	0	1	0	1 0 6
45	Mason Madsen	16:39	1-4	0-3	5-7	0 2 2	2 4	7	2	1	0	0 0 4
1	Zach Harvey	17:52	2-5	1-1	3-3	0 0 0	0 3	6	1	0	2	0 1 8
43	Rob Banks	03:08	0-0	0-0	0-0	0 0 0	0 0	0	0	0	0	0 0 5
20	Mamoudou Diarra	08:23	2-2	0-0	0-0	1 0 1	0 0	4	0	1	0	0 0 6
Team						3 3 6				0	0	
Totals			24-55	6-23	17-23	8 32 40	20 17	71	16	14	6	7 3 2

Technical Fouls: Williams 2nd 9:09

	TEM	CIN	Points from	TEM	CIN	Period by Period Scoring			
Biggest lead	7 (1 st 16:24)	10 (1 st 2:10)	Turnovers	18	11				
Best Scoring Run	7 (1 st 16:24)	10 (1 st 11:22)	Paint	30	26				
Lead Changes	5		Second Chance	6	9	TEM	26	43	69
Times Tied	3		Fast Breaks	5	10				
Time with Lead	06:00	30:34	Bench	28	35	CIN	32	39	71

GAME 14 • FEB. 14, 2021 UCF (68) AT CINCINNATI (69) FIFTH THIRD ARENA (CINCINNATI, OHIO)



Official Basketball Box Score - Final
UCF at Cincinnati
02/14/21 Fifth Third Arena, Cincinnati, Ohio
2020-21 Men's Basketball

Game Time: 1:00 PM
Game Duration: 2:07
Attendance: 300

Officials: John Gaffney, Keith Kimble, Lamar Simpson

UCF - 68												
Record: 6-11 (4-10)												
NO.	Name	Min	FG	3P	FT	Rebounds	Fouls	TP	AS	TO	ST	Blocks
			M-A	M-A	M-A	OR DR TOT	PF FD					BS BA +/-
4	Jamille Reynolds	F 06:44	0-2	0-1	0-0	0 0 0	2 2	0	0	2	0	1 0 -6
21	C.J. Walker	F 35:48	5-7	0-0	2-4	4 6 10	2 4	12	2	0	2	1 0 0
2	Darius Perry	G 36:18	6-18	3-10	2-2	1 3 4	3 3	17	4	0	1	0 0 -2
13	Brandon Mahan	G 31:43	7-11	5-8	2-2	2 5 7	2 1	21	1	1	1	0 0 2
22	Darin Green Jr.	G 28:23	0-5	0-3	0-0	0 0 0	3 1	0	3	0	0	0 0 -4
3	Isaiah Adams	08:56	0-2	0-2	0-0	0 1 1	1 0	0	2	0	1	0 0 -7
20	Sean Mobley	28:17	2-4	1-2	2-2	2 2 4	2 1	7	2	3	1	0 1 12
24	Dre Fuller Jr.	20:39	4-10	2-4	1-1	0 0 0	0 1	11	2	0	0	0 0 1
5	Avery Diggs	03:12	0-1	0-0	0-0	0 0 0	0 0	0	0	0	0	0 0 -1
Team						1 2 3				0	2	
Totals			24-60	11-30	9-11	10 19 29	15 13	68	16	8	6	2 1 -1

Technical Fouls: NONE

Cincinnati - 69												
Record: 7-7 (5-4)												
NO.	Name	Min	FG	3P	FT	Rebounds	Fouls	TP	AS	TO	ST	Blocks
			M-A	M-A	M-A	OR DR TOT	PF FD					BS BA +/-
33	Chris Vogt	C 27:20	4-6	0-0	3-7	5 3 8	3 5	11	2	1	0	0 2 2
00	David DeJulius	G 32:22	6-12	1-5	1-2	0 2 2	1 2	14	2	1	2	0 0 -7
2	Keith Williams	G 34:40	6-12	0-3	2-2	3 5 8	3 2	14	4	5	0	1 0 -3
3	Mike Saunders Jr.	G 06:57	0-0	0-0	0-0	0 1 1	0 0	0	1	0	0	0 0 -2
24	Jeremiah Davenport	G 29:43	1-6	1-5	2-2	1 5 6	2 1	5	2	3	0	0 0 2
23	Mika Adams-Woods	30:28	4-8	3-6	2-2	0 4 4	1 2	13	1	0	1	0 0 9
13	Tari Eason	11:43	2-4	0-0	0-0	2 2 4	0 0	4	2	1	0	0 0 5
1	Zach Harvey	10:13	0-1	0-1	0-0	0 1 1	2 1	0	0	1	0	0 0 2
45	Mason Madsen	14:30	2-3	1-2	3-4	1 1 2	1 2	8	1	1	0	0 0 2
20	Mamoudou Diarra	02:04	0-0	0-0	0-0	0 0 0	0 0	0	0	0	0	0 0 -5
Team						0 3 3				0	0	
Totals			25-52	6-22	13-19	12 27 39	13 15	69	15	13	3	1 2 1

Technical Fouls: NONE

	UCF	CIN	Points from	UCF	CIN	Period by Period Scoring		
Biggest lead	3 (1 st 16:18)	10 (1 st 9:46)	Turnovers	11	9			
Best Scoring Run	9 (1 st 0:49)	11 (1 st 11:19)	Paint	22	32	UCF	1st	2nd
Lead Changes	2	2	Second Chance	18	11		34	34
Times Tied	3		Fast Breaks	4	7	CIN	35	34
Time with Lead	02:59	34:32	Bench	18	25		68	69

GAME 15 • FEB. 21, 2021 CINCINNATI AT HOUSTON FERTITTA CENTER (HOUSTON, TEXAS)

GAME 16 • FEB. 24, 2021 CINCINNATI AT TULSA REYNOLDS ARENA (TULSA, OKLA.)



2020-21 Cincinnati Men's Basketball Combined Team Statistics All games

Page 1/1
as of Feb 14, 2021

Game Records

Record	Overall	Home	Away	Neutral
ALL GAMES	7-7	4-3	3-4	0-0
CONFERENCE	5-4	2-2	3-2	0-0
NON-CONFERENCE	2-3	2-1	0-2	0-0

Score by Periods

Team	1st	2nd	OT	TOT
Cincinnati	453	511	0	964
Opponents	471	510	0	981

Team Box Score

No.	Player				Total		3-Point		F-Throw		Rebounds													
		GP-GS	MIN	AVG	FG-FGA	FG%	3FG-FGA	3FG%	FT-FTA	FT%	OFF	DEF	TOT	AVG	PF	DQ	A	TO	BLK	STL	PTS	AVG		
2	WILLIAMS, Keith	14-13	375:11	26.8	73-171	.427	13-44	.295	47-70	.671	22	38	60	4.3	45	3	25	31	10	16	206	14.7		
00	DEJULIUS, David	14-14	443:45	31.7	54-143	.378	14-67	.209	25-31	.806	4	65	69	4.9	27	0	66	30	1	14	147	10.5		
24	DAVENPORT, Jeremiah	14-6	362:49	25.9	50-114	.439	22-66	.333	15-22	.682	18	50	68	4.9	23	0	22	24	2	10	137	9.8		
23	ADAMS-WOODS, Mika	14-10	392:53	28.1	36-97	.371	15-45	.333	25-29	.862	6	25	31	2.2	20	0	22	14	3	13	112	8.0		
13	EASON, Tari	14-7	256:15	18.3	40-84	.476	4-17	.235	13-21	.619	31	46	77	5.5	31	2	20	27	15	14	97	6.9		
1	HARVEY, Zach	12-0	195:23	16.3	27-54	.500	11-24	.458	12-19	.632	4	10	14	1.2	20	1	8	9	0	5	77	6.4		
25	IVANAUSKAS, Rapolas	7-3	149:53	21.4	18-38	.474	4-17	.235	4-6	.667	4	31	35	5.0	19	0	2	15	0	5	44	6.3		
33	VOGT, Chris	14-12	294:34	21.0	34-60	.567	0-0	.000	16-42	.381	28	29	57	4.1	47	4	20	19	16	1	84	6.0		
45	MADSEN, Mason	6-0	82:34	13.8	8-17	.471	3-11	.273	8-12	.667	2	10	12	2.0	8	0	5	3	0	1	27	4.5		
55	MADSEN, Gabe	2-0	12:23	6.2	1-3	.333	1-3	.333	0-0	.000	1	1	2	1.0	2	0	0	1	0	1	3	1.5		
20	DIARRA, Mamoudou	8-0	67:38	8.5	5-10	.500	0-1	.000	2-3	.667	4	8	12	1.5	14	0	5	3	1	1	12	1.5		
3	SAUNDERS JR., Mike	14-4	145:29	10.4	5-23	.217	0-8	.000	8-10	.800	1	10	11	0.8	14	0	15	16	0	7	18	1.3		
43	BANKS, Rob	3-1	19:25	6.5	0-3	.000	0-1	.000	0-0	.000	0	1	1	0.3	1	0	0	1	0	2	0	0.0		
31	MARTIN, Sam	1-0	03:40	3.7	0-0	.000	0-0	.000	0-0	.000	0	0	0	0.0	1	0	1	1	0	0	0	0.0		
Team											25	36	61					14						
Total		14	2802		351-817	.430	87-304	.286	175-265	.660	150	360	510	36.4	272	10	211	208	48	90	964	68.9		
Opponents		14	2800		338-775	.436	80-253	.316	225-302	.745	110	360	470	33.6	246	1	187	190	44	92	981	70.1		

Team Statistics

	UC	OPP
Scoring	964	981
Points per game	68.9	70.1
Scoring margin	-1.2	-
Field goals-att	351-817	338-775
Field goal pct	.430	.436
3 point fg-att	87-304	80-253
3-point FG pct	.286	.316
3-pt FG made per game	6.2	5.7
Free throws-att	175-265	225-302
Free throw pct	.660	.745
F-Throws made per game	12.5	16.1
Rebounds	510	470
Rebounds per game	36.4	33.6
Rebounding margin	+2.9	-
Assists	211	187
Assists per game	15.1	13.4
Turnovers	208	190
Turnovers per game	14.9	13.6
Turnover margin	-1.3	-
Assist/turnover ratio	1.0	1.0
Steals	90	92
Steals per game	6.4	6.6
Blocks	48	44
Blocks per game	3.4	3.1
Winning streak	4	-
Home win streak	2	-
Attendance	1800	10603
Home games-Avg/Game	7-257	7-1515
Neutral site-Avg/Game	-	0-0

Team Results

Date	Opponent		Score	Att.
12/02/2020	Lipscomb	W	67-55	300
12/06/2020	Xavier	L	69-77	300
12/09/2020	Furman	W	78-73	0
12/12/2020	at Tennessee	L	56-65	4191
12/16/2020	South Fla.	L	71-74	300
12/19/2020	at Georgia	L	68-83	1638
12/22/2020	at UCF	L	70-75	1181
01/02/2021	Tulsa	L	66-70	300
01/07/2021	at SMU	W	76-69	1568
01/10/2021	at Wichita St.	L	76-82	2025
02/04/2021	at Temple	W	63-60	0
02/07/2021	at Tulane	W	64-61	0
02/12/2021	Temple	W	71-69	300
02/14/2021	UCF	W	69-68	300



2020-21 Cincinnati Men's Basketball Combined Team Statistics In Conference games

Page 1/1
as of Feb 14, 2021

Game Records

Record	Overall	Home	Away	Neutral
ALL GAMES	5-4	2-2	3-2	0-0
CONFERENCE	5-4	2-2	3-2	0-0
NON-CONFERENCE	0-0	0-0	0-0	0-0

Score by Periods

Team	1st	2nd	OT	TOT
Cincinnati	299	327	0	626
Opponents	298	330	0	628

Team Box Score

No. Player					Total		3-Point		F-Throw		Rebounds													
		GP-GS	MIN	AVG	FG-FGA	FG%	3FG-FGA	3FG%	FT-FTA	FT%	OFF	DEF	TOT	AVG	PF	DQ	A	TO	BLK	STL	PTS	AVG		
2	WILLIAMS, Keith	9-8	248:23	27.6	48-112	.429	10-26	.385	28-38	.737	17	28	45	5.0	31	2	18	21	7	11	134	14.9		
00	DEJULIUS, David	9-9	288:27	32.1	36-94	.383	10-46	.217	16-21	.762	2	40	42	4.7	17	0	43	22	1	9	98	10.9		
24	DAVENPORT, Jeremiah	9-6	266:34	29.6	32-80	.400	13-45	.289	10-15	.667	11	45	56	6.2	13	0	16	15	1	5	87	9.7		
1	HARVEY, Zach	7-0	130:25	18.6	22-37	.595	10-16	.625	12-18	.667	3	8	11	1.6	13	0	5	6	0	4	66	9.4		
23	ADAMS-WOODS, Mika	9-5	248:39	27.6	21-53	.396	12-30	.400	14-17	.824	5	18	23	2.6	11	0	13	10	1	8	68	7.6		
13	EASON, Tari	9-5	157:25	17.5	26-52	.500	2-8	.250	13-19	.684	22	29	51	5.7	21	2	13	17	9	10	67	7.4		
33	VOGT, Chris	9-7	177:24	19.7	18-41	.439	0-0	.000	16-34	.471	18	16	34	3.8	28	1	11	9	11	0	52	5.8		
45	MADSEN, Mason	6-0	82:34	13.8	8-17	.471	3-11	.273	8-12	.667	2	10	12	2.0	8	0	5	3	0	1	27	4.5		
25	IVANAUSKAS, Rapolas	2-0	38:12	19.1	4-8	.500	1-4	.250	0-1	.000	0	7	7	3.5	6	0	0	5	0	1	9	4.5		
3	SAUNDERS JR., Mike	9-4	96:52	10.8	3-14	.214	0-4	.000	6-6	1.000	1	7	8	0.9	8	0	12	11	0	5	12	1.3		
20	DIARRA, Mamoudou	5-0	43:52	8.8	3-7	.429	0-0	.000	0-0	.000	3	4	7	1.4	8	0	2	2	1	1	6	1.2		
43	BANKS, Rob	3-1	19:25	6.5	0-3	.000	0-1	.000	0-0	.000	0	1	1	0.3	1	0	0	1	0	2	0	0.0		
31	MARTIN, Sam	1-0	03:40	3.7	0-0	.000	0-0	.000	0-0	.000	0	0	0	0.0	1	0	1	1	0	0	0	0.0		
Team											18	21	39					8						
Total		9	1802		221-518	.427	61-191	.319	123-181	.680	102	234	336	37.3	166	5	139	131	31	57	626	69.6		
Opponents		9	1800		224-509	.440	57-173	.329	123-174	.707	78	226	304	33.8	157	0	121	118	32	61	628	69.8		

Team Statistics

	UC	OPP
Scoring	626	628
Points per game	69.6	69.8
Scoring margin	-0.2	-
Field goals-att	221-518	224-509
Field goal pct	.427	.440
3 point fg-att	61-191	57-173
3-point FG pct	.319	.329
3-pt FG made per game	6.8	6.3
Free throws-att	123-181	123-174
Free throw pct	.680	.707
F-Throws made per game	13.7	13.7
Rebounds	336	304
Rebounds per game	37.3	33.8
Rebounding margin	+3.6	-
Assists	139	121
Assists per game	15.4	13.4
Turnovers	131	118
Turnovers per game	14.6	13.1
Turnover margin	-1.4	-
Assist/turnover ratio	1.1	1.0
Steals	57	61
Steals per game	6.3	6.8
Blocks	31	32
Blocks per game	3.4	3.6
Winning streak	4	-
Home win streak	2	-
Attendance	1200	4774
Home games-Avg/Game	4-300	5-955
Neutral site-Avg/Game	-	0-0

Team Results

Date	Opponent		Score	Att.
12/16/2020	South Fla.	L	71-74	300
12/22/2020	at UCF	L	70-75	1181
01/02/2021	Tulsa	L	66-70	300
01/07/2021	at SMU	W	76-69	1568
01/10/2021	at Wichita St.	L	76-82	2025
02/04/2021	at Temple	W	63-60	0
02/07/2021	at Tulane	W	64-61	0
02/12/2021	Temple	W	71-69	300
02/14/2021	UCF	W	69-68	300



**2020-21 Cincinnati Men's Basketball
Team Game-by-Game
All games**

Page 1/1
as of Feb 17, 2021

				Total		3-Pointers		Free throws		Rebounds											
Opponent	Date	Score		FG-FGA	PCT	3FG-FGA	PCT	FT-FTA	PCT	OFF	DEF	TOT	AVG	PF	A	TO	BLK	STL	PTS	AVG	
Lipscomb	12/02/2020	67-55	W	28-62	.452	4-22	.182	7-13	.538	12	23	35	35.0	16	15	12	5	5	67	67.0	
Xavier	12/06/2020	69-77	L	27-64	.422	5-21	.238	10-15	.667	8	26	34	34.5	19	19	8	2	5	69	68.0	
Furman	12/09/2020	78-73	W	27-48	.563	4-13	.308	20-29	.690	5	28	33	34.0	21	18	16	5	4	78	71.3	
at Tennessee	12/12/2020	56-65	L	22-58	.379	8-28	.286	4-7	.571	6	28	34	34.0	26	11	17	1	7	56	67.5	
South Fla.	12/16/2020	71-74	L	26-56	.464	7-20	.350	12-17	.706	10	19	29	33.0	17	17	15	4	6	71	68.2	
at Georgia	12/19/2020	68-83	L	26-67	.388	5-29	.172	11-20	.550	17	21	38	33.8	24	9	24	4	12	68	68.2	
at UCF	12/22/2020	70-75	L	23-52	.442	5-17	.294	19-24	.792	11	30	41	34.9	24	15	19	1	3	70	68.4	
Tulsa	01/02/2021	66-70	L	21-61	.344	6-19	.316	18-27	.667	16	19	35	34.9	19	11	9	3	5	66	68.1	
at SMU	01/07/2021	76-69	W	28-61	.459	10-23	.435	10-14	.714	6	33	39	35.3	17	22	15	7	8	76	69.0	
at Wichita St.	01/10/2021	76-82	L	27-63	.429	6-21	.286	16-23	.696	13	27	40	35.8	24	15	15	1	6	76	69.7	
at Temple	02/04/2021	63-60	W	22-57	.386	9-30	.300	10-21	.476	10	27	37	35.9	14	12	13	5	9	63	69.1	
at Tulane	02/07/2021	64-61	W	25-61	.410	6-16	.375	8-13	.615	16	20	36	35.9	18	16	18	2	11	64	68.7	
Temple	02/12/2021	71-69	W	24-55	.436	6-23	.261	17-23	.739	8	32	40	36.2	20	16	14	7	6	71	68.8	
UCF	02/14/2021	69-68	W	25-52	.481	6-22	.273	13-19	.684	12	27	39	36.4	13	15	13	1	3	69	68.9	
Total		964		351-817	.430	87-304	.286	175-265	.660	150	360	510	36.4	272	211	208	48	90	964	68.9	
Opponents		981		338-775	.436	80-253	.316	225-302	.745	110	360	470	33.6	246	187	190	44	92	981	70.1	

Cincinnati Averages

Games Played	Points/game	FG Pct	3FG Pct	FT Pct	Rebounds/game	Assists/game	Turnovers/game	Assist/Turnover ratio	Steals/game	Blocks/game
14	68.9	43.0	28.6	66.0	36.4	15.1	14.9	1.0	6.4	3.4



**2020-21 Cincinnati Men's Basketball
Opponents Game-by-Game
All games**

Page 1/1
as of Feb 17, 2021

				Total		3-Pointers		Free throws		Rebounds											
Opponent	Date	Score		FG-FGA	PCT	3FG-FGA	PCT	FT-FTA	PCT	OFF	DEF	TOT	AVG	PF	A	TO	BLK	STL	PTS	AVG	
Lipscomb	12/02/2020	67-55	W	18-41	.439	3-9	.333	16-21	.762	2	26	28	28.0	17	14	19	0	7	55	55.0	
Xavier	12/06/2020	69-77	L	25-49	.510	7-18	.389	20-25	.800	0	31	31	29.5	17	14	12	3	4	77	66.0	
Furman	12/09/2020	78-73	W	23-58	.397	7-28	.250	20-27	.741	7	16	23	27.3	23	15	8	3	6	73	68.3	
at Tennessee	12/12/2020	56-65	L	19-59	.322	2-12	.167	25-30	.833	14	31	45	31.8	10	9	11	4	4	65	67.5	
South Fla.	12/16/2020	71-74	L	30-63	.476	7-17	.412	7-12	.583	15	22	37	32.8	17	15	15	6	6	74	68.8	
at Georgia	12/19/2020	68-83	L	29-59	.492	4-13	.308	21-25	.840	9	30	39	33.8	22	14	22	2	10	83	71.2	
at UCF	12/22/2020	70-75	L	26-57	.456	9-21	.429	14-24	.583	6	21	27	32.9	22	8	8	4	6	75	71.7	
Tulsa	01/02/2021	66-70	L	25-44	.568	5-18	.278	15-19	.789	3	27	30	32.5	20	16	13	6	3	70	71.5	
at SMU	01/07/2021	76-69	W	28-62	.452	5-21	.238	8-14	.571	5	30	35	32.8	15	19	14	4	6	69	71.2	
at Wichita St.	01/10/2021	76-82	L	28-61	.459	3-12	.250	23-34	.676	13	26	39	33.4	17	14	13	2	9	82	72.3	
at Temple	02/04/2021	63-60	W	21-53	.396	7-19	.368	11-15	.733	8	30	38	33.8	19	13	19	1	6	60	71.2	
at Tulane	02/07/2021	64-61	W	20-50	.400	3-12	.250	18-24	.750	11	25	36	34.0	15	10	17	4	11	61	70.3	
Temple	02/12/2021	71-69	W	22-59	.373	7-23	.304	18-21	.857	7	26	33	33.9	17	10	11	3	7	69	70.2	
UCF	02/14/2021	69-68	W	24-60	.400	11-30	.367	9-11	.818	10	19	29	33.6	15	16	8	2	7	68	70.1	
Total		981		338-775	.436	80-253	.316	225-302	.745	110	360	470	33.6	246	187	190	44	92	981	70.1	
Cincinnati		964		351-817	.430	87-304	.286	175-265	.660	150	360	510	36.4	272	211	208	48	90	964	68.9	

Opponents Averages

Games Played	Points/game	FG Pct	3FG Pct	FT Pct	Rebounds/game	Assists/game	Turnovers/game	Assist/Turnover ratio	Steals/game	Blocks/game
14	70.1	43.6	31.6	74.5	33.6	13.4	13.6	1.0	6.6	3.1



**2020-21 Cincinnati Men's Basketball
Season Schedule/Results & Leaders
All games**

Page 1/1
as of Feb 17, 2021

Game Records

Record	Overall	Home	Away	Neutral
ALL GAMES	7-7	4-3	3-4	0-0
CONFERENCE	5-4	2-2	3-2	0-0
NON-CONFERENCE	2-3	2-1	0-2	0-0

Team Results

Date	Opponent	Score	Att.	High Points	High Rebounds
12/02/2020	Lipscomb	W 67-55	300	(16) ADAMS-WOODS, Mika	(7) VOGT, Chris
12/06/2020	Xavier	L 69-77	300	(18) WILLIAMS, Keith	(8) EASON, Tari
12/09/2020	Furman	W 78-73	0	(27) WILLIAMS, Keith	(9) DEJULIUS, David
12/12/2020	at Tennessee	L 56-65	4191	(14) DAVENPORT, Jeremiah	(7) EASON, Tari
12/16/2020	South Fla.	L 71-74	300	(15) WILLIAMS, Keith	(9) EASON, Tari
12/19/2020	at Georgia	L 68-83	1638	(18) DAVENPORT, Jeremiah	(6) IVANAUSKAS, Rapolas
					(6) DAVENPORT, Jeremiah
					(6) EASON, Tari
12/22/2020	at UCF	L 70-75	1181	(19) WILLIAMS, Keith	(10) WILLIAMS, Keith
01/02/2021	Tulsa	L 66-70	300	(18) WILLIAMS, Keith	(7) DAVENPORT, Jeremiah
					(7) EASON, Tari
01/07/2021	at SMU	W 76-69	1568	(18) DAVENPORT, Jeremiah	(10) DAVENPORT, Jeremiah
01/10/2021	at Wichita St.	L 76-82	2025	(19) HARVEY, Zach	(6) DEJULIUS, David
					(6) VOGT, Chris
					(6) DAVENPORT, Jeremiah
02/04/2021	at Temple	W 63-60	0	(26) DEJULIUS, David	(7) DAVENPORT, Jeremiah
02/07/2021	at Tulane	W 64-61	0	(20) WILLIAMS, Keith	(9) EASON, Tari
02/12/2021	Temple	W 71-69	300	(12) ADAMS-WOODS, Mika	(8) DEJULIUS, David
				(12) DAVENPORT, Jeremiah	(8) DAVENPORT, Jeremiah
02/14/2021	UCF	W 69-68	300	(14) WILLIAMS, Keith	(8) WILLIAMS, Keith
				(14) DEJULIUS, David	

Attendance Summary

	Games	Attend	Avg/Game
Home	7	1800	257
Away	7	10603	1515
Neutral	0	0	0
Total	14	12403	886



2020-21 Cincinnati Men's Basketball
Points-rebounds-assists
All games

Page 1/1
as of Feb 17, 2021

Opponent	Date	Score		00 DEJULIUS, D	1 HARVEY, ZAC	2 WILLIAMS, K	3 SAUNDERS, J	13 EASON, TARI	20 DIARRA, MAM	23 ADAMS-WOOD	24 DAVENPORT, IVANAUSKAS	25 MARTIN, SAM	31 MARTIN, SAM	33 VOGT, CHRIS
Lips	12/02/2020	67-55	W	8-6-4	7-2-1	7-0-2	0-0-0	2-3-1	0-2-0	16-3-2	4-2-4	11-6-0	DNP	12-7-1
XU	12/06/2020	69-77	L	16-5-6	0-0-0	18-6-3	2-0-1	2-8-2	2-1-2	5-1-3	6-1-0	10-6-0	DNP	8-1-2
Furman	12/09/2020	78-73	W	7-9-5	0-0-0	27-5-1	2-2-0	8-2-2	4-2-1	7-1-1	8-1-2	7-4-2	DNP	8-5-4
at UT	12/12/2020	56-65	L	11-4-7	2-1-2	6-1-0	2-1-0	7-7-0	DNP	8-1-1	14-2-0	2-6-0	DNP	4-5-1
USF	12/16/2020	71-74	L	5-1-2	3-0-2	15-5-2	8-2-4	13-9-3	DNP	5-0-1	4-2-0	5-4-0	DNP	13-4-3
at UGa	12/19/2020	68-83	L	7-3-1	2-0-0	14-3-1	0-0-2	11-6-2	DNP	8-2-2	18-6-0	5-6-0	DNP	0-5-1
at UCF	12/22/2020	70-75	L	9-3-5	15-3-0	19-10-1	2-4-3	5-4-1	DNP	9-3-1	7-6-2	4-3-0	DNP	0-2-2
Tulsa	01/02/2021	66-70	L	9-2-4	8-1-0	18-4-1	0-0-2	6-7-2	0-1-1	5-2-1	16-7-0	DNP	DNP	4-3-0
at SMU	01/07/2021	76-69	W	2-9-12	13-3-1	12-4-4	0-0-0	14-5-2	0-3-0	14-4-2	18-10-1	DNP	DNP	0-0-0
at WSU	01/10/2021	76-82	L	12-6-7	19-3-1	14-4-3	2-0-0	8-4-0	2-2-1	2-2-2	6-6-1	DNP	DNP	7-6-0
at Temple	02/04/2021	63-60	W	26-4-3	DNP	15-3-1	0-1-1	0-6-0	DNP	3-1-3	14-7-2	DNP	DNP	3-5-2
at Tulane	02/07/2021	64-61	W	12-7-4	DNP	20-3-1	0-0-1	13-9-3	DNP	5-1-1	5-4-2	DNP	0-0-1	6-4-1
Temple	02/12/2021	71-69	W	9-8-4	8-0-1	7-4-1	0-0-0	4-3-0	4-1-0	12-5-1	12-8-6	DNP	DNP	8-3-1
UCF	02/14/2021	69-68	W	14-2-2	0-1-0	14-8-4	0-1-1	4-4-2	0-0-0	13-5-1	5-6-2	DNP	DNP	11-7-2

Opponent	Date	Score		43 BANKS, ROB	45 MADSEN, MAS	55 MADSEN, GAB
Lips	12/02/2020	67-55	W	DNP	DNP	0-1-0
XU	12/06/2020	69-77	L	DNP	DNP	DNP
Furman	12/09/2020	78-73	W	DNP	DNP	DNP
at UT	12/12/2020	56-65	L	DNP	DNP	DNP
USF	12/16/2020	71-74	L	DNP	DNP	DNP
at UGa	12/19/2020	68-83	L	DNP	DNP	3-1-0
at UCF	12/22/2020	70-75	L	DNP	DNP	DNP
Tulsa	01/02/2021	66-70	L	DNP	DNP	DNP
at SMU	01/07/2021	76-69	W	DNP	3-0-0	DNP
at WSU	01/10/2021	76-82	L	DNP	4-1-0	DNP
at Temple	02/04/2021	63-60	W	0-1-0	2-4-0	DNP
at Tulane	02/07/2021	64-61	W	0-0-0	3-3-2	DNP
Temple	02/12/2021	71-69	W	0-0-0	7-2-2	DNP
UCF	02/14/2021	69-68	W	DNP	8-2-1	DNP