

2025 SCHEDULE / RESULTS

DATE	OPPONENT	TIME/RESULT
Feb. 14	at Duke	4:00 p.m.
Feb. 15	at Duke	3:00 p.m.
Feb. 16	at Duke	1:00 p.m.
FEB. 18	BOWLING GREEN	3:00 P.M.
Feb. 21	at UNLV	9:05 p.m.
Feb. 22	at UNLV	9:05 p.m.
Feb. 23	at UNLV	4:05 p.m.
Feb. 24	at UNLV	9:05 p.m.
Feb. 27	at UC San Diego	9:00 p.m.
Feb. 28	at UC San Diego	9:00 p.m.
March 1	at UC San Diego	4:00 p.m.
March 2	at UC San Diego	3:00 p.m.
MARCH 5	TOLEDO	4:00 P.M.
MARCH 7	CANISIUS	6:00 P.M.
MARCH 8	CANISIUS (DH)	1:00 P.M.
MARCH 9	CANISIUS	1:00 P.M.
MARCH 11	MIAMI (OHIO)	6:00 P.M.
March 14	at Arizona*	9:00 p.m.
March 15	at Arizona*	9:00 p.m.
March 16	at Arizona*	2:00 p.m.
MARCH 20	BYU*	6:00 P.M.
MARCH 21	BYU*	6:00 P.M.
MARCH 22	BYU*	1:00 P.M.
MARCH 25	LOUISVILLE	6:00 P.M.
MARCH 28	UCF*	6:00 P.M.
MARCH 29	UCF*	3:00 P.M.
MARCH 30	UCF*	1:00 P.M.
April 1	at Miami (Ohio)	3:00 p.m.
April 4	at Texas Tech*	7:30 p.m.
April 5	at Texas Tech*	3:00 p.m.
April 6	at Texas Tech*	2:00 p.m.
April 8	vs. Wright State^	6:00 p.m.
April 9	vs. Xavier/Miami (Ohio)^	TBA
APRIL 11	ARIZONA STATE*	6:00 P.M.
APRIL 12	ARIZONA STATE*	3:00 P.M.
APRIL 13	ARIZONA STATE*	1:00 P.M.
APRIL 15	XAVIER	6:00 P.M.
April 17	at West Virginia*	6:30 p.m.
April 18	at West Virginia*	6:30 p.m.
April 19	at West Virginia*	2:00 p.m.
April 22	at Xavier	3:00 p.m.
APRIL 25	OKLAHOMA STATE*	6:00 P.M.
APRIL 26	OKLAHOMA STATE*	3:00 P.M.
APRIL 27	OKLAHOMA STATE*	1:00 P.M.
May 2	at Kansas*	7:00 p.m.
May 3	at Kansas*	3:00 p.m.
May 4	at Kansas*	2:00 p.m.
May 6	at Oral Roberts	6:00 p.m.
May 9	at TCU*	7:00 p.m.
May 10	at TCU*	3:00 p.m.
May 11	at TCU*	2:00 p.m.
MAY 13	INDIANA	6:00 P.M.
MAY 15	KANSAS STATE*	6:00 P.M.
MAY 16	KANSAS STATE*	6:00 P.M.
MAY 17	KANSAS STATE*	1:00 P.M.

2025 Phillips 66 Big 12 Championship

May 21-24 Globe Life Field (Arlington, Texas)

* - BIG 12 game

All times ET

Home games in **BOLD CAPS**

Times and dates subject to change.

^ - Joe Nuxhall Classic (Prasco Park)

All home games will be broadcasted on ESPN+



CINCINNATI

BEARCATS



#11 DUKE

BLUE DEVILS



FEB. 14-16 • JACK COOMBS FIELD • DURHAM, N.C.

CINCINNATI

2024 Record..... 32-25, 17-13 Big 12
Head Coach..... Jordan Bischel
Record at UC..... 32-25 (2nd)
Career Record..... 346-181 (11th)

SERIES INFORMATION

Live Stats..... cpaw.me/LiveStats
Watch..... ACCNX
Series History..... UC leads, 10-7
Last Meeting..... 2/18-20, 2005

DUKE

2024 Record..... 40-20, 16-14 ACC
Head Coach..... Chris Pollard
School Record..... 379-275 (13th)
Career Record..... 765-593-3 (26th)

SERIES PREVIEW

CINCINNATI – The 2025 college baseball season begins this weekend for the Cincinnati with a three-game series at No. 11 Duke.

First pitch for Opening Day on Friday is at 4:00 p.m., followed by a 3:00 p.m. game on Saturday. The finale on Sunday is slated to begin at 1:00 p.m. All three games will be streamed live on ACCNX, which is accessible with TV provider credentials on the ESPN app.

The second season of the Jordan Bischel era begins with a tough road test against a Blue Devils squad that has made three of the last four NCAA Tournaments. Duke was ranked No. 11 in D1Baseball's preseason Top 25 poll, the highest-ranked opponent UC has faced during its opening weekend since 2016 when it visited No. 5 LSU.

Cincinnati will be looking to build off a successful 2024 season, its first as a member of the Big 12. The Bearcats posted an overall record of 32-25 and a 17-13 conference mark, good for a fifth-place finish in the regular season. The 32 wins constitute UC's first 30-win season since 2019, and the program was among the "First Four Out" of last season's NCAA Tournament.

UC returns five All-Big 12 players from a year ago: seniors Lauden Brooks, Kerrington Cross, and Tommy O'Connor, junior Christian Mitchell, and sophomore Nathan Taylor. Cross, Mitchell, and Taylor were all named preseason All-Big 12, making Cincinnati one of two teams with at least three preseason all-conference honorees.

This will be the first meeting between Cincinnati and Duke since 2005, when the two teams met in Durham. UC swept that series and leads the all-time series, 10-7.

The last time Cincinnati opened the season on the road at a ranked opponent was 2021 at No. 25 Clemson.

PROJECTED STARTING PITCHERS

GAME 1	GAME 2	GAME 3
LHP Kellen O'Connor (UC)	RHP Nathan Taylor (UC)	LHP Adam Mrakitsch (UC)
vs.	vs.	vs.
LHP Kyle Johnson (DUKE)	RHP Ryan Higgins (DUKE)	LHP James Tallon (DUKE)

STATS COMPARISON (2024 SEASON STATS)

BATTING	AVG	OPS	GP	AB	R	H	2B	3B	HR	RBI	TB	SLG%	BB	HBP	SO	GDP	OB%	SF	SH	SB-A
Cincinnati	.279	.848	57	1,948	423	544	88	11	73	390	873	.448	320	91	504	23	.400	27	12	109-125
Duke	.310	.955	60	2,091	501	648	123	11	115	467	1,138	.544	295	87	537	30	.411	32	12	45-61

PITCHING	ERA	WHIP	W-L	APP	CG	SH	SV	IP	H	R	ER	BB	SO	2B	3B	HR	AB	AVG	WP	HBP	BK	SFA	SHA
Cincinnati	5.89	1.59	32-25	232	1	1	11	498.0	536	369	326	254	465	101	12	71	1,963	.273	39	69	3	26	22
Duke	4.50	1.34	40-20	321	0	3	12	524.1	425	292	262	278	612	89	7	60	1,934	.220	47	67	4	16	26

2025 CINCINNATI BASEBALL

ROSTER

Numerical								Alphabetical		
#	NAME	YR.	POS.	B/T	HT.	WT.	HOMETOWN/HIGH SCHOOL/PREVIOUS SCHOOLS	#	NAME	POSITION
0	Parker McDaniels	Fr.	C	R/R	6-1	215	Delaware, Ohio/Olentangy Berlin	10	Keegan Allen	RHP
2	Kerrington Cross	R-Sr.	INF	R/R	6-0	215	Brownsburg, Ind./Brownsburg	35	Ty Barnett	LHP
3	Christian Mitchelle	Jr.	INF/RHP	R/R	5-11	200	Romeoville, Ill./ Plainfield East/Central Michigan	18	Max Bergmann	RHP
4	Donovan Ford	Sr.	OF	R/R	5-8	160	Greenville, S.C./Greenville/Newberry	32	Tommy Boba	RHP
5	Dawson Hokuf	R-Sr	IB/C	L/R	6-4	218	Edmond, Okla./South Torrance/LA Harbor CC/Lindenwood	28	Gavin Brewer	C
6	Luke Sefcik	R-Jr.	INF	R/R	5-10	180	Palos Heights, Ill./Marist/Central Michigan	8	Lauden Brooks	INF
7	Jack Natili	So.	C	R/R	6-3	198	Venetia, Pa./Peters Township/Rutgers	31	Adam Buczkowski	RHP
8	Lauden Brooks	Sr.	INF	R/R	5-11	195	Cincinnati, Ohio/McNicholas/Texas Tech	25	Quinton Coats	UTL
9	Maxton Polad	R-Jr.	OF	R/R	6-2	220	Frankfort, Ill./Lincoln Way-East/Southeastern CC/Western Illinois	16	Michael Conte	RHP
10	Keegan Allen	R-Jr.	RHP	R/R	5-11	190	Rogers, Ark/Bentonville/West Virginia	33	Bradley Coulter	RHP
11	Nathan Taylor	So.	RHP	L/R	6-5	230	Amelia, Ohio/West Clermont	2	Kerrington Cross	INF
13	Brandon Scheurer	R-Sr.	RHP/UTL	L/R	6-1	197	Ioni, Mich./St. Patrick/Saginaw Valley State	27	Eric De Costa	RHP/INF
14	Landyn Vidourek	Jr.	OF	L/R	6-1	192	Hamilton, Ohio/Badin	99	Ascher Dent	IB/OF
15	Kory Klingenbeck	R-Sr.	C	S/R	5-10	195	Cincinnati, Ohio/Elder/Walters State	24	Carter Earls	LHP
16	Michael Conte	Sr.	RHP	R/R	6-3	212	Cincinnati, Ohio/Walnut Hills/Central Michigan	55	Michael Fliss	RHP
17	Rodney Shultz	Sr.	RHP	R/R	6-1	210	Tyrone, Pa./Tyrone/Pitt-Johnstown	4	Donovan Ford	OF
18	Max Bergmann	R-Sr.	RHP	R/R	6-3	206	Georgetown, Ind./St. Xavier	45	Brenden Garula	LHP
19	Charlie Niehaus	R-Fr.	INF	R/R	5-10	178	West Chester, Ohio/Archbishop Moeller	5	Dawson Hokuf	IB/C
20	Josh Ulery	Sr.	INF	R/R	5-10	185	Latrobe, Pa./Derry Area/Pitt-Johnstown	26	Chase Horst	LHP
21	Cal Sefcik	So.	UTL	R/R	6-0	220	Palos Heights, Ill./Marist/Indiana	40	Hudson Johnson	LHP
22	Louis Perona	Sr.	OF	L/R	6-3	203	Chicago, Ill./Lane Tech/Illinois Wesleyan	15	Kory Klingenbeck	C
23	Brendin Oliver	Fr.	RHP	R/R	6-3	192	Mooresville, Ind./Mooresville	50	Bryce Koch	RHP
24	Carter Earls	R-Jr.	LHP	L/L	6-4	215	Middletown, Ohio/Bishop Fenwick	29	Carson Marsh	RHP
25	Quinton Coats	Fr.	UTL	R/R	6-3	225	Olathe, Kan./Olathe South	0	Parker McDaniels	C
26	Chase Horst	Jr.	LHP	L/L	5-10	185	Lititz, Pa./P27 Academy	3	Christian Mitchelle	INF/RHP
27	Eric De Costa	Fr.	RHP/INF	R/R	6-5	225	North Aurora, Ill./Wheaton Academy	41	Adam Mrakitsch	LHP
28	Gavin Brewer	Fr.	C	R/R	5-11	190	Knoxville, Tenn./Farragut	7	Jack Natili	C
29	Carson Marsh	So.	RHP	R/R	5-10	178	West Chester, Ohio/Archbishop Moeller	19	Charlie Niehaus	INF
30	Ryan Tyranski	Fr.	IB	L/R	6-4	195	Birmingham, Mich./Brother Rice	51	Kellen O'Connor	LHP
31	Adam Buczkowski	Fr.	RHP	R/R	6-2	205	Carmel, Ind./Carmel	44	Tommy O'Connor	IB
32	Tommy Boba	Jr.	RHP	R/R	6-2	210	Wheaton, Ill./Wheaton Warrenville South	23	Brendin Oliver	RHP
33	Bradley Coulter	So.	RHP	R/R	6-1	189	Taylorsville, Ky./Spencer County	22	Louis Perona	OF
35	Ty Barnett	Fr.	LHP	L/L	5-11	163	Athens, Tenn./McMinn	38	Joel Pineiro	RHP
38	Joel Pineiro	R-Jr.	RHP	R/R	6-1	202	Miami, Fla./Westminster Christian/FIU	42	Derrick Pitts	OF
40	Hudson Johnson	Fr.	LHP	L/L	6-1	245	Prior Lake, Minn./Prior Lake	9	Maxton Polad	OF
41	Adam Mrakitsch	Sr.	LHP	L/L	6-0	168	Howell, Mich./Howell/Central Michigan	13	Brandon Scheurer	RHP/UTL
42	Derrick Pitts	Fr.	OF	R/R	6-2	198	St. Louis, Mo./Christian Brothers College	21	Cal Sefcik	UTL
44	Tommy O'Connor	Sr.	IB	L/L	6-3	235	Martinsville, Ind./Mooresville	6	Luke Sefcik	INF
45	Brenden Garula	Jr.	LHP	R/L	5-11	195	Mason, Ohio/Mason	17	Rodney Shultz	RHP
50	Bryce Koch	Fr.	RHP	R/R	6-5	203	Barrington, Ill./Barrington/CSU Bakersfield	11	Nathan Taylor	RHP
51	Kellen O'Connor	R-Sr.	LHP	L/L	5-10	185	Portland, Ore./Beaverton	30	Ryan Tyranski	IB
55	Michael Fliss	Fr.	RHP	R/R	6-6	220	Indianapolis, Ind./North Central	20	Josh Ulery	INF
99	Ascher Dent	Fr.	IB/OF	L/L	5-11	210	Galena, Ohio/Olentangy Berlin	14	Landyn Vidourek	OF

COACHING STAFF

Jordan Bischoff - Head Coach (2nd Season)
 Tayler Sheriff- Assistant Coach (2nd Season)
 Kyle Pettoruto- Assistant Coach (2nd Season)
 Tom Winske- Assistant Coach (2nd Season)

SUPPORT STAFF

Kyle Schroeder - Director of Program Development (2nd Season)
 Tyler Dellerman - Director of Video (2nd Season)
 Chris Krepline- Director of Pitching Development (1st Season)
 Zach Malecki- Athletic Trainer (2nd Season)
 Cameron Dietz- Assistant Director, Sports Performance (2nd Season)

PRONUNCIATIONS

Jordan BISCHOFF: BISH-uhl
 Kyle PETTORUTO: pet-ah-ROO-toe
 Tom WINSKE: WIN-ski
 Kyle SCHROEDER: Shrader

LAUDEN Brooks: LAO-den (like 'ow')
 Adam BUCZKOWSKI: butch-COW-ski
 Brendan GARULA: guh-ROO-luh
 Dawson HOKUF: HOKE-uff
 Bryce KOCH: Cook
 Christian MITCHELLE: Mitchell

Adam MRAKITSCH: mrr-ACK-itch
 Jack NATILI: nah-TILLY
 Charlie NIEHAUS: KNEE-house
 JOEL PINEIRO: joe-ELL pin-YAIR-oh
 Maxton POLAD: POLL-add
 Brandon SCHEURER: Shire
 Cal SEFCIK/Luke SEFCIK: SEFF-sick
 Ryan TYRANSKI: tie-RAN-ski
 Josh ULERY: YOU-lurr-ee
 Landyn VIDOUREK: VID-er-rick

QUICK FACTS / NOTES

QUICK FACTS

GENERAL

Location	Cincinnati, OH 45221
Founded	1819
Enrollment.....	52,000+ (Fall 2024)
Conference	Big 12
Nickname.....	Bearcats
Colors.....	Red (PMS 186) & Black
Home Field.....	UC Baseball Stadium
President.....	Neville G. Pinto, PhD
Director of Athletics.....	John Cunningham
Faculty Representative.....	Brian Hatch, PhD

HISTORY

First Year of Baseball	1886
All-Time Record	1,783-1,931-21
No. Yrs in NCAA Tournament/Last	7/2019
Last NCAA Postseason Opponent	Creighton, L, 1-6

COACHING STAFF

Head Coach.....	Jordan Bishel (St. Norbert '03)
Overall Record (Year).....	346-181 (11th)
Record at Cincinnati (Year)	32-25 (2nd)
Assistant Coach.....	Kyle Pettoruto (New Haven '97)
Year at Cincinnati	2nd/12th
Assistant Coach.....	Taylor Sheriff (IUP '18)
Year at Cincinnati	2nd/9th
Assistant Coach.....	Tom Winske (St. Norbert '03)
Year at Cincinnati	2nd/27th

SUPPORT STAFF

Director of Program Development.....	Kyle Schroeder (2nd season)
Director of Offensive Skills Development	Tyler Delleman (2nd season)
Director of Pitching Development.....	Chris Krepline (1st season)
Athletic Trainer.....	Zach Malecki (2nd season)
Assistant Director, Sports Performance.....	Cameron Dietz (2nd season)

2024 INFORMATION

Overall Record.....	32-25
Home	18-8
Road	10-5
Neutral.....	4-2
2024 Conference Record	17-13
Home	10-5
Road	7-8
Finish.....	5th

2025 TEAM

Position Starters Returning/Lost:	6/3
Pitching Starters Returning/Lost:	2/1

2025 SCHEDULE INFORMATION

Home/Away/Neutral Games:	25/29/2
Big 12 Home/Away Games:	15/15
Non-Conf. Home/Away/Neutral Games:	10/14/2

COMMUNICATIONS

Baseball Contact	Chris Cullum
Phone.....	630-220-4147
Email	cullumcm@ucmail.uc.edu

FOLLOW THE BEARCATS

For all the latest information on Cincinnati baseball, please visit GoBEARCATS.com. For up-to-the-minute updates, follow UC baseball (@GoBearcatsBase) on Twitter, Instagram and Facebook.

BISCHEL BALL ERA ENTERS YEAR TWO

Head Coach Jordan Bishel enters his second season with Cincinnati in 2025.

UC posted a 32-25 overall record and a 17-13 mark in conference play, the program's first 30-win season since 2019. Cincinnati finished the regular season in fifth place in the Big 12 after being picked to finish in last in the preseason coaches poll.

The Bearcats claimed six series wins in conference play including series vs. TCU, West Virginia, and UCF, and also posted an 18-8 record at home.

Bischel helped coach seven All-Big 12 players in 2024, including first-team selection Josh Kross. Christian Mitchell was named to the second team while Nathan Taylor, Lauden Brooks, Kerrington Cross, Josh Hegemann, and Tommy O'Connor were all honorable mention.

Kross was selected by the St. Louis Cardinals in the sixth round of the MLB Draft last summer.

In his first year at UC, Bischel successfully implemented his style of play and saw his players buy in as well. The Bearcats were among the national leaders in walks (320, most in school history) and stolen bases (109) and ranked atop the league in HBP (91). Cincinnati's ability to get on base and take extra bases led to an average of 7.4 runs per game, which ranked fourth in the league.

Cincinnati utilized the bunt as well as anybody in the country last season, leading all Power Five programs in bunt base hits:

Ranking	Team	Bunt Hits
1.	Cincinnati	26
2.	Louisville	22
	Oregon	22
4.	Oregon State	21
	Oklahoma	21

2024 HIGHLIGHTS

Cincinnati's first year in the Big 12 saw several big moments that made year one unforgettable:

- UC's first-ever Big 12 Conference win came on March 9 at Kansas State.
- The next weekend, Cincinnati took two out of three from Kansas at home to claim its first Big 12 Conference series. The weekend was highlighted by Tommy Boba's performance in game two when he took a no-hitter into the ninth inning.
- One of the biggest statements made by the Bearcats last year came on April 5-7 at home when they swept TCU, capping the series with a 13-2 run-rule victory.
- Cincinnati took two out of three at home vs. West Virginia, a team that would go on to advance to a Super Regional.
- One of the most electric moments in the history of the program came in the final game of the regular season. With the score tied at 6-6 in the bottom of the eighth inning vs. No. 12 Oklahoma, senior Josh Hegemann blasted a two-out grand slam to give UC a 10-6 lead in the eventual victory.

It was Hegemann's first career collegiate home run and came on Senior Day.

- Facing elimination in the Big 12 Tournament, Cincinnati defeated Texas, 8-7, to send the Longhorns home in their final Big 12 baseball game.

KERRINGTON CROSS LEAVING HIS MARK AT UC

Leading the way for Cincinnati in 2025 will be senior Kerrington Cross. Cross was an honorable mention all-conference honoree last season and was one of two Bearcats to start all 57 games. He hit .321 with 11 home runs, 53 RBI, 63 runs scored, 46 walks, and 16 stolen bases and led UC in hits (71) and walks. Cross ended the season ranking in the top ten in the Big 12 in walks, runs, and stolen bases.

Cross enters the season ranking eighth all-time in program history in runs scored (156).

Cincinnati Baseball Career Runs Scored

1.	279	Kevin Youkilis	1998-01
2.	226	Matt Singer	1998-01
3.	192	Josh Harrison	2006-08
4.	190	Craig Tewes	1998-01
5.	165	Steve Barhorst	1993-96
	165	Pat Abbatiello	1984-87
7.	158	Troy Muckerheide	1992-95
8.	156	Kerrington Cross	2022-Present
9.	155	Chris Peters	2008-11
	155	Justin Glass	2011-14

NATHAN TAYLOR LOOKS TO BUILD OFF STELLAR FRESHMAN CAMPAIGN

Sophomore Nathan Taylor was terrific in his first collegiate season last year and was named honorable mention All-Big 12 and earned a spot on the all-freshman team. He made 16 starts and two relief appearances, posting an 8-2 record with 70 strikeouts in 72.2 innings pitched. His eight victories were tied for second in the Big 12 and tied for ninth-most in a season in school history.

TOMMY O'CONNOR LOOKING TO SLUG IN 2025

Senior Tommy O'Connor earned honorable mention All-Big 12 honors last season, appearing in 55 games while making 52 starts (29 at 1B, 23 at DH). The slugger hit 12 home runs and drove in 43 while tallying 42 walks, eight doubles, and 46 runs scored. He tended to homer in bunches and had three separate occasions where he homered in back-to-back games.

LAUDEN BROOKS FILLS THE BOX SCORE

An honorable mention all-conference selection last season, senior Lauden Brooks made 49 starts last season (22 at 2B, 21 at SS, six at DH). He hit .301 with two home runs, 34 RBI, 10 doubles, 44 runs scored, and 13 stolen bases. Brooks collected 20 multi-hit efforts, tied for second on the team. His father, Marc Brooks, pitched for the Bearcats in 1984-85.

NOTES

SWISS ARMY KNIFE CHRISTIAN MITCHELLE CAN DO IT ALL

Junior Christian Michelle received second-team All-Big 12 distinctions last year as a two-way threat. He started 42 games (25 at SS, 11 at DH, six at 2B) and pitched in 22 games out of the bullpen, and earned a spot on the John Olerud Two-Way Player of the Year Award midseason watch list. Michelle hit .319 at the dish with four home runs, 22 RBI, 34 runs scored, and nine stolen bases. Out of the bullpen, he led UC with six saves and totaled 39.1 innings of work.

CARSON MARSH LOOKING TO ANCHOR BACK OF BULLPEN

Sophomore Carson Marsh was thrust into a high-leverage bullpen role last season and responded about as well as one could hope for a true freshman. He appeared in 24 games and posted a 4.30 ERA in 44.0 innings of work, striking out 52 while walking 15. The local product made his collegiate debut on Opening Day last season and came up big in one of the most important wins of the season, striking out four in 2.2 scoreless frames against Texas in the Big 12 Tournament.

NEWCOMER DONOVAN FORD BRINGS ALL THE TOOLS TO UC

One of Cincinnati's most accomplished transfer portal additions, senior Donovan Ford comes to Clifton after an extraordinary career at Newberry. He left Newberry as its all-time leader in career batting average (.396) and was second in stolen bases (91). Ford was an ABCA Second Team All-American in 2024 after hitting .421 and getting on-base at a .506 clip. When he got on base he was dangerous, stealing 35 bases. Ford was an All-American in 2023 as well, starting all 58 games while hitting .406 and driving in 70 runs. He had 42 stolen bases and a school-record 86 runs scored in 2023 as well.

ADAM MRAKITSCH REUNITES WITH BISCHEL

Senior left-hander Adam Mrakitsch joined the Bearcats this past offseason from Central Michigan, where he played under Jordan Bischel for two seasons. His best season came in 2023, when he was a First-Team All-MAC honoree after finishing 8-4 with a 3.59 ERA and 80 strikeouts while holding opposing hitters to a miniscule .196 batting average. Mrakitsch was D1Baseball's preseason MAC Pitcher of the Year in 2024 and made nine starts before being shut down with an injury. He fields his position well too, receiving an All-Defensive Team nod in 2023.

KELLEN O'CONNOR JOINS CINCINNATI'S ROTATION

Senior left-handed pitcher Kellen O'Connor was one of Cincinnati's biggest gets in the transfer portal this past offseason. The Portland, Ore. Native spent the last five seasons at CSU-Bakersfield, missing the 2023 campaign due to injury. He was Bakersfield's Sunday starter last season, logging a 2.89 ERA and 64 punchouts in 81.0 innings. His best performance of the season was a complete-game victory at UC Davis on May 25 when he allowed just one earned run while scattering eight hits and one walk.

COACHING STAFF UPDATES

Cincinnati had a couple updates to its coaching staff during the offseason. Tayler Sheriff was promoted from director of pitching development to pitching coach, and Chris Krepline joined the program as the new director of pitching development.

During Sheriff's first season with the Bearcats in 2024, the team posted a 32-25 overall record and a 17-13 mark in conference play, the program's first 30-win season since 2019. UC finished the regular season in fifth place in the Big 12 after being picked to finish in last in the preseason coaches poll.

Cincinnati also saw its team ERA drop by nearly a full run in 2024 from the previous season, and it posted its lowest single-season ERA since 2019.

Krepline comes to Cincinnati following a successful stint as the head coach at Lawrence University. From 2019-24, he earned two Midwest Conference Coach of the Year awards and held Lawrence to two conference titles (2022 and 2024).

In 2024, Krepline's squad posted a 31-11 record, the most wins in a season in school history, and four of his student-athletes earned All-America recognitions. His 2022 team won the Midwest Conference and took the conference tournament crown as well, earning the school's first trip to the NCAA Division III Tournament since 1979. He earned D3Baseball and ABCA Region 9 Coach of the Year accolades that season.

CINCINNATI EARNS THREE PRESEASON ALL-BIG 12 HONORS

Three Bearcats were named preseason all-conference: Kerrington Cross, Christian Michelle, and Nathan Taylor. Cincinnati was one of just two Big 12 schools with at least three honorees, the other being preseason favorite Oklahoma State.

Below is a look at the Big 12's preseason coaches poll:

1. Oklahoma State (9)	163
2. Arizona (4)	152
3. TCU (1)	149

4. West Virginia	115
5. Texas Tech	111
6. Arizona State	96
7. UCF	93
8. Kansas State	88
9. Kansas	85
10. Cincinnati	73
11. Houston	45
12. Utah	44
13. Baylor	39
14. BYU	21

TRIO OF BEARCATS PICKED TO D1BASEBALL'S PRESEASON PLAYER RANKINGS

In its annual preseason player rankings, D1Baseball had three Bearcats among the best at their respective positions:

- Kerrington Cross (#15 3B)
- Adam Mrakitsch (#95 SP)
- Carson Marsh (#93 RP)

2025 SCHEDULE

Highlighting the Bearcats' 2025 slate are 25 home games at UC Baseball Stadium and 20 games against programs that made the NCAA Tournament a year ago.

Cincinnati will begin the year with three straight road series at Duke (Feb. 14-16), UNLV (Feb. 21-24), and UC San Diego (Feb. 27-March 2) before returning home.

UC's home opener is set for Wednesday, March 5 vs. Toledo, which will begin a six-game homestand. It will be followed by a four-game series vs. Canisius (March 7-9) and a Tuesday contest vs. Miami (Ohio) (March 11).

Big 12 play begins the following weekend at Arizona (March 14-16). Cincinnati's other road Big 12 series are at Texas Tech (April 4-6), West Virginia (April 17-19), Kansas (May 2-4), and TCU (May 9-11). The Bearcats' Big 12 home opener is Thursday, March 20 vs. BYU to kick off a three-game series. Other Big 12 home opponents are UCF (March 28-30), Arizona State (April 11-13), Oklahoma State (April 25-27), and Kansas State (May 15-17).

Cincinnati will also host Louisville (March 25), Xavier (April 15), and Indiana (May 13) in non-conference action and will visit, Miami (Ohio) (April 1), Xavier (April 22), and Oral Roberts (May 6) for midweek contests.

Once again, Cincinnati will participate in the Joe Nuxhall Classic at Prasco Park. The event is scheduled for April 8-9 and the Bearcats will open against Wright State. The winner of that game will play the winner of the Xavier vs. Miami (Ohio) game in the championship contest.

NEW FACES FOR 2025

Cincinnati's roster boasts 25 newcomers in 2025, a total that includes 13 true freshmen and 12 transfer portal additions.

The 13 new freshmen are:

NOTES

- C Parker McDaniels
- RHP Brendin Oliver
- UTL Quinton Coats
- RHP/INF Eric De Costa
- C Gavin Brewer
- 1B Ryan Tyranski
- RHP Adam Buczkowski
- LHP Ty Barnett
- LHP Hudson Johnson
- OF Derrick Pitts
- RHP Bryce Koch
- RHP Michael Fliss
- 1B/OF Ascher Dent.

The 12 transfer portal additions are

- OF Maxton Polad (Western Illinois)
- RHP/UTL Brandon Scheurer (Saginaw Valley State)
- C Jack Natili (Rutgers)
- RHP Rodney Schultz (Pitt-Johnstown)
- INF Josh Ulery (Pitt-Johnstown)
- OF Donovan Ford (Newberry)
- 1B/C Dawson Hokuf (Lindenwood)
- UTL Cal Sefcik (Indiana)
- OF Louis Perona (Illinois Wesleyan)
- RHP Joel Pineiro (Florida International)
- LHP Kellen O'Connor (CSU Bakersfield)
- LHP Adam Mrakitsch (Central Michigan)

COACHING STAFF TIES

Bischel has a long history with assistants Tom Winske and Kyle Schroeder, having spent a lot of time with both of them at different institutions.

Winske and Schroeder were both on staff at Central Michigan with Bischel from 2019-23, helping the Chippewas win four Mid-American Conference championships and earn three NCAA Tournament berths.

Schroeder also coached under Bischel for four years at Northwood University (2015-18) and for two seasons at Midland University (2013-14).

Winske was a successful coach at St. Norbert College in De Pere, Wis. From 1999-2018 and coached Bischel as a player from 2000-03. Bischel also served as an assistant coach under Winske from 2007-09.

WINSKE INDUCTED INTO ST. NORBERT COLLEGE ATHLETICS HALL OF FAME

Assistant coach Tom Winske's former school, St. Norbert College, announced that he would be inducted into the athletics department's Hall of Fame later this year.

Winske, who coached at St. Norbert from 1999-2018, compiled a career record of 444-287-1 and led the program to five NCAA Division III berths. His 444 career wins were the most in the history of the Midwest Conference at the conclusion of his tenure, and he was named Midwest Conference North Division Coach of the Year nine times. Winske led St. Norbert to conference titles in 2003, 2012, 2014, and 2017.

PUTTING IN THE WORK IN THE CLASSROOM

Not only have the Bearcats been getting it done on the field, they've gotten it done in the classroom as well.

UC received its ninth straight ABCA Team Academic Excellence Award last summer.

Even better, last semester the baseball program posted a cumulative 3.429 GPA, the highest semester GPA in program history. Thirty-four players earned a spot on the Honor Roll with a GPA of 3.0 or higher, 25 made the Dean's List at 3.5 or higher, and five earned a perfect 4.0 semester GPA.

BEARCATS SIGN HIGHEST-RATED RECRUITING CLASS IN PROGRAM HISTORY

Cincinnati's success last season helped pave the way for a successful signing day last fall. The Bearcats added 11 signees during the early signing period, putting together a class that ranked 46th nationally, the highest-rated recruiting class in program history.

The 2025 recruiting class is comprised of pitcher Connor Blue (O'Fallon, Ill.), outfielder/first baseman/pitcher Joe DuSell (Elgin, Ill.), pitcher Scott DiMarco (Medina, Ohio), catcher Enzo Infelise (New Lenox, Ill.), pitcher Tucker King (Western Springs, Ill.), outfielder Luke Kosko (Jefferson Hills, Pa.), first baseman/outfielder Nolan Jaworowski (St. Louis, Mo.), outfielder Quincy Mazeke (Glenoak, Ohio), pitcher Brandon Menser (Sesser, Ill.), infielder Jackson Reardon (Hebron, Ky.), and infielder Ben Voegelé (Hamilton, Ohio).

PHILLIPS 66 BIG 12 CHAMPIONSHIP RETURNS TO ARLINGTON

The Big 12 Conference announced a new championship format last fall.

The top 12 teams in the regular season standings will advance to the 2025 Phillips 66 Big 12 Baseball Championship at Globe Life Field in Arlington, Texas, Wednesday, May 21 to Saturday, May 24. In the new format, the top four seeds will receive a bye while the No. 5-12 seeds play four single elimination games in the first round. The winners will take on the top four seeds in the quarterfinals on Thursday, May 22 with a chance to advance to the semifinals on Friday, May 23. The Championship final will be played on Saturday, May 24. All games in the tournament will be single elimination.

Arlington has hosted the Big 12 Baseball Championship five times, with the event taking place at Globe Life Field each year since 2022. The venue, which is home to the 2023 World Series-champion Texas Rangers, opened in 2020 and has hosted the 2020 World Series, 2023 World Series, and 2024 MLB All-Star Game. The Big 12 remains the only Conference to crown its postseason champion in a Major League Baseball stadium, as well as in a retractable roof facility.

2024 BIG 12 CONFERENCE FINAL STANDINGS

SCHOOL	BIG 12	WIN%	OVERALL	WIN%	H	A	N	STK
Oklahoma	23-7	.767	40-21	.656	21-12	14-5	5-4	L1
Oklahoma State	20-9	.690	42-19	.689	23-7	13-10	7-2	L2
Texas	20-10	.667	36-24	.600	24-12	11-5	1-7	L2
West Virginia	19-11	.633	33-20	.623	17-6	14-14	2-0	W2
Cincinnati	17-13	.567	32-25	.567	18-8	10-15	4-2	L1
Kansas State	15-15	.500	31-22	.585	20-7	9-14	2-1	L1
Kansas	15-15	.500	29-21	.580	17-8	9-9	3-4	L3
UCF	14-15	.483	33-18	.647	21-9	12-9	0-0	W1
TCU	14-16	.467	31-19	.620	21-8	7-11	3-0	L2
Texas Tech	12-17	.414	31-24	.564	22-7	5-15	4-2	L1
Baylor	10-20	.333	22-31	.415	17-16	5-12	0-3	L1
Houston	7-22	.241	26-29	.473	20-13	5-14	1-2	L3
BYU	7-23	.233	21-31	.404	9-14	11-15	1-2	W1


2025 BIG 12 PLAYERS OF THE WEEK

Week 1 (Feb. 17)

Player:

Pitcher:

Newcomer:



BIG 12 SCHEDULE	
Friday, Feb. 14 Cincinnati at Duke, 4:00 p.m. Kansas State vs. Washington, 11:05 a.m. Oklahoma State vs. Clemson, Noon Arizona vs. Clemson, 4:00 p.m. Youngstown State at Baylor, 4:00 p.m. Utah at Pepperdine, 4:30 p.m. Kansas at Texas A&M CC, 6:00 p.m. Texas Tech at North Carolina, 6:00 p.m. West Virginia at Jacksonville, 6:00 p.m. Siena at UCF, 6:30 p.m. Minnesota at Houston, 6:30 p.m. Ohio State at Arizona State, 8:30 p.m. BYU at Fresno State, 9:00 p.m. TCU at San Diego, 9:00 p.m.	Sunday, Feb. 16 Cincinnati at Duke, 1:00 p.m. Kansas State vs. Saint Joseph's, 11:00 a.m. Arizona vs. Louisville, 11:30 a.m. West Virginia at Jacksonville, Noon Youngstown State at Baylor, 1:00 p.m. Texas Tech at North Carolina, 1:00 p.m. Minnesota at Houston, 2:00 p.m. Kansas at Texas A&M CC, 3:00 p.m. Ohio State at Arizona State, 4:00 p.m. TCU at San Diego, 4:00 p.m. Utah at Pepperdine, 4:00 p.m. Oklahoma State vs. Texas, 7:30 p.m.
Saturday, Feb. 15 Cincinnati at Duke, 3:00 p.m. West Virginia at Jacksonville, Noon (DH) Arizona vs. Clemson, Noon Texas Tech at North Carolina, 2:00 p.m. Youngstown State at Baylor, 3:00 p.m. Ohio State at Arizona State, 4:00 p.m. Kansas State at Coastal Carolina, 3:30 p.m. Oklahoma State vs. Louisville, 4:00 p.m. Utah at Pepperdine, 4:00 p.m. BYU at Fresno State, 5:00 p.m. (DH) Kansas at Texas A&M CC, 6:00 p.m. Siena at UCF, 6:30 p.m. Minnesota at Houston, 7:30 p.m. TCU at San Diego, 8:00 p.m.	Monday, Feb. 17 TCU at San Diego, 3:00 p.m. Utah at Pepperdine, 3:00 p.m. Kansas State at Coastal Carolina, 3:30 p.m. Austin Peay at Arizona State, 4:00 p.m. BYU at Fresno State, 9:00 p.m.
ALL TIMES ET	

THE LAST TIME

THE LAST TIME A BEARCATS PLAYER ...

Hit for the cycle.....	Anthony Snowell, May 7, 1999 vs. Saint Louis
Hit a grand slam.....	Josh Hegemann, May 17, 2024 vs. Oklahoma
Hit a walk-off home run.....	Kameron Guidry, April 11, 2023 vs. Miami (OH)
Hit a walk-off base hit.....	Cole Harting, April 2, 2023 vs. Wichita State
Walk-off RBI without a hit.....	Josh Hegemann, bases-loaded HBP; March 2, 2024 vs. Northern Illinois
Led off the game with a home run.....	Kerrington Cross, May 11, 2024 at BYU
Hit back-to-back home runs.....	O'Connor-Guidry, May 19, 2023 at Houston
Hit back-to-back-to-back home runs.....	Nicholson-Cross-Sponseller; May 19, 2022 vs UCF, 3rd inning
Hit two home runs in a game.....	Alec Jones, May 23, 2024 vs. Texas Tech
Hit 3+ home runs in a game.....	Josh Kross, March 22, 2024 at Saint Louis
Hit a home run in two straight games.....	Josh Kross; May 16, 2024 Games 1 & 2 vs. Oklahoma
Hit a home run in three straight games.....	Alec Jones; April 30 at Ohio State; May 4 vs. West Virginia; May 5 vs. West Virginia
Hit an inside-the-park home run.....	Paul Komistek, February 29, 2020 vs. Oakland
Hit two doubles in a game.....	Max Palmieri, May 21, 2024 vs. UCF
Hit three doubles in a game.....	Jace Mercer, May 9, 2021 at Houston
Hit two triples in a game.....	Kerrington Cross, March 19, 2022 vs Saint Joseph's
Had four hits in a game.....	Kerrington Cross, May 11, 2024 at BYU
Had five hits in a game.....	Paul Komistek, Feb. 19, 2022 at FGCU
Had 6+ hits in a game.....	Cole Harting, 6; March 20, 2021 at Xavier
Had four RBIs.....	Alec Jones, May 23, 2024 vs. Texas Tech
Had five RBIs.....	Kameron Guidry, March 10, 2024 at Kansas State
Had 6+ RBIs.....	Lauden Brooks; 6; May 11, 2024 at BYU
Scored three runs.....	Kerrington Cross, May 11, 2024 at BYU
Scored four runs.....	Lauden Brooks, March 23, 2024 at Saint Louis
Scored 5+ runs.....	Jace Mercer, 5; February 28, 2020 vs Oakland
Stole 3+ bases.....	Lauden Brooks, 3, vs. Butler, March 26, 2023, Game 2
Walked three times.....	Hunter Jessee, May 9, 2024 at BYU
Walked four times.....	Josh Hegemann, vs. Butler, March 26, 2023, Game 2
Hit by a pitch twice.....	Josh Kross, May 4, 2024 vs. West Virginia
Had 15+ putouts.....	Ryan Nicholson - 1B, 15; April 1, 2023 vs. Wichita State
Has 20+ putouts.....	Ryan Noda - 1B, 21; April 12, 2015 vs. Memphis
Had 8+ assists.....	Kameron Guidry - SS, 8; May 24, 2022 vs. Tulane
Had 10+ assists.....	Sean Springer - 2B, 11; May 6, 2023 vs. ECU
Threw a complete game.....	Nathan Taylor, April 7, 2024 vs. TCU (7 innings)/Beau Keathley, May 24, 2022 vs. Tulane (9 innings)
Threw a complete-game shutout.....	Dylan Brosky, March 4, 2023 vs. North Alabama (7 innings)/J.T. Perez; April 20, 2018 vs #24 UConn
Threw a complete game in back-to-back appearances.....	Tristan Hammans; April 14/21, 2015 vs. Xavier/Louisville
Two Bearcats threw consecutive complete games.....	Walker/Walsh; April 9/11, 2014, vs. Miami (OH)/UConn
Three Bearcats threw consecutive complete games.....	Orndorff/Zellner/Perez; May 8/13/14, 2016, vs. UCF/ Houston
Logged 10 or more strikeouts.....	Nathan Taylor, 10; February 24, 2024 vs. Illinois
Pitched more than 9 innings in a game.....	B.J. Borsa, 9.2; May 18, 2002 vs. Saint Louis
Struck out four batters in an inning.....	Tony Cento; May 7, 1999 vs. Saint Louis
Threw a no-hitter.....	Chris Murphy; April 15, 1995 vs IUPUI

THE LAST TIME UC ...

Had 15-19 hits.....	16 at UCF, April 28, 2024
Had 20+ hits.....	20 at Kansas State, March 10, 2024
Scored 10-14 runs.....	10 vs. Oklahoma, May 17, 2024
Scored 15-19 runs.....	13 at Kansas State, March 10, 2024
Scored 20+ runs.....	22 at Xavier, March 20, 2021
Scored 10+ runs in one inning.....	10 runs, 6th inning vs. Oakland, March 19, 2006
Hit 5+ doubles.....	7 vs. Northern Illinois, March 1, 2024
Hit 3+ triples.....	3 vs. Miami, April 10, 2019
Hit three home runs.....	Game 1 vs. Oklahoma, May 16, 2024
Hit four home runs.....	at BYU, May 11, 2024
Hit 5+ home runs.....	8 at Saint Louis, March 22, 2024
Hit two grand slams.....	Kameron Guidry & Kory Klingenberg; at Xavier March 22, 2023
Stole five bases.....	5, vs. TCU, April 6, 2024
Stole six bases.....	6, vs. Northern Illinois, March 3, 2024
Stole 7+ bases.....	10, at Saint Louis, March 23, 2024
Played 10 innings.....	at #21 Oklahoma State, April 12, 2024
Played 11 innings.....	vs. UCF, May 21, 2024
Played 12+ innings.....	12, at Kansas State, March 10, 2024
Swept a 3-game series.....	at BYU, May 9-11, 2024
Was swept in a 3-game series.....	at #21 Oklahoma State, April 12-14, 2024
Swept a 4-game series.....	vs. North Alabama, March 3-5, 2023
Was swept in a 4-game series.....	at #11 ECU, April 1-3, 2021
Swept a double-header.....	vs. North Alabama, March 5, 2023
Was swept in a double-header.....	at Jacksonville, February 16, 2024
Turned a triple play.....	8-6-3; at Miami, May 7, 2019

HEAD COACH JORDAN BISCHEL



JORDAN BISCHEL • HEAD COACH • SECOND SEASON • ST. NORBERT '03

Jordan Bischel is entering his second season as the head coach at Cincinnati in 2025.

The 2024 season was Bischel's first at Cincinnati, and he led the Bearcats to a terrific year in their inaugural Big 12 campaign.

UC posted a 32-25 overall record and a 17-13 mark in conference play, the program's first 30-win season since 2019. Cincinnati finished the regular season in fifth place in the Big 12 after being picked to finish in last in the preseason coaches poll.

The Bearcats claimed six series wins in conference play including series vs. TCU, West Virginia, and UCF, and also posted an 18-8 record at home.

Bischel helped coach seven All-Big 12 players in 2024, including first-team selection Josh Kross. Christian Mitchelle was named to the second team while Nathan Taylor, Lauden Brooks, Kerrington Cross, Josh Hegemann, and Tommy O'Connor were all honorable mention.

In his first year at UC, Bischel successfully implemented his style of play and saw his players buy in as well. The Bearcats were among the national leaders in walks (320, most in school history) and stolen bases (109) and ranked atop the league in HBP (91). Cincinnati's ability to get on base and take extra bases led to an average of 7.4 runs per game, which ranked fourth in the league.

His overall record as an NCAA head coach stands at 346-181 (.656) as of the end of the 2024 season.

Bischel was announced as the 33rd head coach in program history on June 18, 2023.

The Green Bay, Wis., native came to UC from Central Michigan, where he served as head coach for five seasons. He also spent four seasons as head coach of Northwood, an NCAA Division II program in Midland, Mich., and two seasons at the helm of NAIA program Midland University in Fremont, Neb.

He has previously won eight conference championships: four at Central Michigan, four at Northwood.

Bischel led the Chippewas to four Mid-American Conference (MAC) championships -- two regular season and two tournament -- and three NCAA Regionals. The Chippewas went 177-80 (.689) during Bischel's tenure.

In five seasons as head coach at CMU, Bischel had a 102-32 MAC record and posted three consecutive 40-win full seasons for the first time since 1986-88. His teams won a combined 132 games in 2019, '21 and '22, the winningest three-year stretch in program history.

Bischel's CMU teams went a combined 31-8 against the five other Michigan Division I programs, Michigan, Michigan State, Eastern Michigan, Western Michigan and Oakland, and Bischel led his Chippewas to 12 victories over opponents from Power 5 conferences.

In 2022, the Chippewas finished 43-19, including 30-7 and in second place in the MAC. They made a remarkable run to the league tournament crown, starting 1-1 and then winning three consecutive elimination games, the final two against host and regular season champion Ball State. That put the Chippewas in the NCAA Tournament for the third straight season, where they went 1-2 and bowed to No. 13-ranked Florida in the Gators' home stadium in Gainesville.

The Chippewas posted a 42-18 ledger in 2021, capped by a 2-2 finish in the NCAA Regional in South Bend, Ind. The Chippewas were the No. 4 seed in the four-team tournament and posted victories over No. 2 Michigan and No. 3 UConn.

Bischel electrified CMU baseball from the word

go in 2019, leading it to its first MAC Tournament championship and its first NCAA Tournament berth since 1995. The 2019 squad posted a 47-14 mark -- an 18-win improvement over the 2018 squad -- and a dramatic 6-5 victory over Miami (Fla.) in an NCAA Regional game in Starkville, Miss. It was CMU's first NCAA Tournament victory since 1988.

The Chippewas earned their first MAC regular season title since 2015, tied the program record for victories in a season (47), and its .770-win percentage was fifth best in the nation.


Prior to his time at CMU, Bischel was the head coach of Northwood from 2014 to 2018. The Timberwolves posted a combined 137-76 record and won two Great Lakes Intercollegiate Athletic Conference (GLIAC) Championships as well as two GLIAC Tournament titles. Over his last two seasons, Northwood won 84 games -- the best two-year stretch prior to Bischel's arrival featured 55 wins (1989-90).

Before Northwood, Bischel coached at Midland University in Fremont, Neb., for two seasons, leading the Warriors to a combined 74-45 record. In his first year at Midland, the Warriors won 31 games, an 18-victory improvement over the previous year.

Bischel also coached in the Northwoods League for five seasons, four with the Green Bay Bullfrogs and one with the Wisconsin Woodchucks. He also served as the pitching coach for three seasons at Northwest Missouri State and was an assistant coach at John Carroll University in Ohio and at St. Norbert College in Wisconsin.

Bischel was an academic all-conference first baseman and pitcher at St. Norbert from 2000 to 2003. He earned all-conference honors and served as the team captain as a senior.

Bischel and his wife Katie have three sons, twins Luke and Parker, and Chase.



THE BISCHEL FILE

Hometown: Green Bay, Wisconsin

Wife: Katie

Children: Luke, Parker, Chase

Education: St. Norbert '03

Playing Career: St. Norbert - 2000-03 (First base/Pitcher)

COACHING CAREER

YEAR	SCHOOL	POSITION
2004-06	St. Norbert	Assistant Coach
2007-09	John Carroll	Assistant Coach
2010-12	Northwest Missouri State	Assistant Coach
2013-14	Midland	Head Coach
2015-18	Northwood	Head Coach
2018-23	Central Michigan	Head Coach
2024-Present	Cincinnati	Head Coach

CAREER ACCOMPLISHMENTS

- MAC Coach of the Year (2019, 2021)
- GLIAC Coach of the Year (2017, 2018)

CHAMPIONSHIPS

- MAC Tournament Championship (2019, 2022)
- MAC Regular Season Championship (2019, 2021)
- GLIAC Tournament Championship (2017, 2018)
- GLIAC Regular Season Championship (2017, 2018)
- GPAC Tournament Championship (2014)

NCAA DIVISION I TOURNAMENT APPEARANCES

- 2022 NCAA Regional (Gainesville, Fla.); 1-2
- 2021 NCAA Regional (South Bend, Ind.); 2-2
- 2019 NCAA Regional (Starkville, Miss.); 1-2

BISCHEL YEAR-BY-YEAR RECORD

OVERALL					CONFERENCE				
YEAR	SCHOOL	W	L	PCT	W	L	PCT	FINISH	POSTSEASON
2013	Midland	31	26	.544	9	11	.450	6th	NAIA Opening Round
2014	Midland	43	19	.693	16	4	.800	3rd	NAIA Opening Round
MIDLAND TOTALS		74	45	.622	25	15	.625		1-4
YEAR	SCHOOL	W	L	PCT	W	L	PCT	FINISH	POSTSEASON
2015	Northwood	28	23	.549	20	12	.625	3rd	
2016	Northwood	25	24	.510	14	16	.467	3rd	
2017	Northwood	46	13	.780	26	6	.813	1st	NCAA Midwest Regional
2018	Northwood	28	16	.636	21	7	.750	1st	NCAA Tournament Qualifier
NORTHWOOD TOTALS		137	76	.643	81	41	.664		3-4
YEAR	SCHOOL	W	L	PCT	W	L	PCT	FINISH	POSTSEASON
2019	CMU	47	14	.770	22	5	.815	1st*	NCAA Regional
2020	CMU	11	6	.647	0	0	.000	N/A	
2021	CMU	41	18	.694	31	9	.775	1st	NCAA Regional
2022	CMU	43	19	.693	30	7	.811	2nd*	NCAA Regional
2023	CMU	34	23	.596	19	11	.633	3rd	
CMU TOTALS		177	80	.688	101	32	.759		4-6
YEAR	SCHOOL	W	L	PCT	W	L	PCT	FINISH	POSTSEASON
2024	Cincinnati	32	25	.561	17	13	.567	5th	
CINCINNATI TOTALS		32	25	.561	17	13	.567		
NCAA CAREER TOTALS		346	181	.656	224	101	.693		8-14

ASSISTANT COACHES

**TAYLER SHERIFF**

PITCHING COACH / ASSISTANT COACH

Tayler Sheriff is entering his second season with Cincinnati in 2025. He was promoted to serve as the team's pitching coach in August 2024 after spending the previous season as the director of pitching development.

During his first season with the Bearcats in 2024, the team posted a 32-25 overall record and a 17-13 mark in conference play, the program's first 30-win season since 2019. UC finished the regular season in fifth place in the Big 12 after being picked to finish in last in the preseason coaches poll.

The Bearcats claimed six series wins in conference play including series vs. TCU, West Virginia, and UCF, and also posted an 18-8 record at home.

Working with the pitching staff, Sheriff helped mentor freshman right-hander Nathan Taylor to an All-Big 12 campaign. Taylor was named to the league's all-freshman team and was an honorable mention all-conference selection.

In addition to Taylor, Sheriff helped two-way player Christian Michelle to a Second-Team All-Big 12 accolade. Michelle appeared in 22 games on the mound and totaled six saves, while throwing 39.1 innings for the Bearcats.

Cincinnati also saw its team ERA drop by nearly a full run in 2024 from the previous season, and it posted its lowest single-season ERA since 2019.

Sheriff came to UC from Western Illinois where he served as interim head coach of the baseball program for the 2023 season. He was the pitching coach and recruiting coordinator during the 2022 season, which was his first with the program.

In his first season, the Leathernecks saw an improvement in overall wins, Summit League victories and conference finish. Western Illinois also had improvements in nearly every major statistical category.

Prior to joining Western Illinois, Sheriff spent three years working for the baseball program at Spalding University as a pitching coach and recruiting coordinator. He oversaw three pitchers who were named All-SLIAC in 2019.

In 2017-18, Sheriff contributed as a volunteer assistant coach at Indiana University of Pennsylvania. Prior to that, he worked nearby at Penn State - New Kensington as an assistant coach.

Since 2014, Sheriff has spent his summer days functioning as a general manager and head coach for Paul Carpenter Capital Advisors AAABA Baseball in his home state of Pennsylvania. He started his coaching career in 2015 with United High School in Armagh, Pa.

**KYLE PETTORUTO**

ASSISTANT COACH / RECRUITING COORDINATOR

Kyle Pettoruto is in his second season with the Bearcats in 2025.

His roles include overseeing the recruiting efforts of the program, instructing infield play, and assisting in all areas of the offense.

UC posted a 32-25 overall record in 2024 and a 17-13 mark in conference play, the program's first 30-win season since 2019. Cincinnati finished the regular season in fifth place in the Big 12 after being picked to finish in last in the preseason coaches poll.

The Bearcats claimed six series wins in conference play including series vs. TCU, West Virginia, and UCF, and also posted an 18-8 record at home.

Six hitters earned All-Big 12 honors in 2024, including first-team selection Josh Kross. Two-way performer Christian Michelle was named to the second team while Lauden Brooks, Kerrington Cross, Josh Hegemann, and Tommy O'Connor were all honorable mention.

Under Pettoruto's tutelage, UC scored 423 runs in 2024, the highest single-season total since 2008. UC averaged 7.4 runs per game, which ranked fourth in the Big 12. The Bearcats were also among the national leaders in walks (320, most in school history) and stolen bases (109) and ranked atop the league in HBP (91).

Pettoruto officially joined the Cincinnati baseball program on July 11, 2023. He came to UC after following a four-year stint as the hitting coach/assistant coach for Rutgers University (2020-23).

Pettoruto helped lead Rutgers to back-to-back top-5 league finishes, rebuilding a program that had not finished better than 10th in its entire Big Ten history prior to his arrival. The Scarlet Knights went 77-38 (.670) overall and 31-17 (.646) in the Big Ten over 2022 and 2023.

Under Pettoruto's guidance in 2022, Rutgers had one of the most prolific lineups in all of college baseball. The Scarlet Knights led the country with 9.6 runs per game and were top-5 nationally in runs (565) and doubles (147). In addition, the 2022 recruiting class was ranked No. 25 by D1Baseball.com and Top 35 by Baseball America.

Prior to his time at Rutgers, Pettoruto spent six seasons at Bryant and was a part of six straight Northeast Conference regular season championships and two NCAA Tournament appearances.

He played a role in producing 40 All-NEC selections, 46 All-New England selections, six ABCA All-Northeast selections, two NEC and New England Players of the Year, four NEC Rookies of the Year, two New England Rookies of the Year, one Collegiate Baseball Freshman Player of the Year and four Freshman All-Americans in his six seasons at Bryant.

Prior to Bryant, Pettoruto worked as an assistant coach with the North Shore Navigators in the Futures Collegiate Baseball League in the summer of the 2012. Following the summer, Pettoruto was hired as an assistant coach at Merrimack. He worked with the outfielders and the hitters, helping the Warriors set a school record for wins in the spring of 2013.

Pettoruto was a four-year letterwinner at the University of New Haven and helped the Chargers earn a spot in the 2010 NCAA Tournament. He also played for the Joplin Outlaws of the MINK League and the Rome Thunderbolts during the summer.

**TOM WISKE**

ASSISTANT COACH

Tom Wiske is in his second season as an assistant coach with Cincinnati. He works with the Bearcat catchers and outfielders as well as oversee bunting and baserunning.

UC posted a 32-25 overall record and a 17-13 mark in conference play, the program's first 30-win season since 2019. Cincinnati finished the regular season in fifth place in the Big 12 after being picked to finish in last in the preseason coaches poll.

The Bearcats claimed six series wins in conference play including series vs. TCU, West Virginia, and UCF, and also posted an 18-8 record at home.

Wiske helped mentor one of the most exciting offenses in the Big 12 in 2024. The Bearcats were among the national leaders in walks (320, most in school history) and stolen bases (109) and ranked atop the league in HBP (91). Cincinnati's ability to get on base and take extra bases led to an average of 7.4 runs per game, which ranked fourth in the league.

His work with outfielder Josh Hegemann led to an honorable mention all-conference accolade for the senior, one of seven Bearcats to earn All-Big 12 honors in 2024.

UC collected 109 stolen bases in 2024, the most in a single season since swiping a school-record 133 in 2008.

Wiske was hired as an assistant coach on July 11, 2023, resuming his longtime affiliation with head coach Jordan Bischel when the latter was named to lead the Cincinnati baseball program.

Wiske came to Cincinnati from Central Michigan, where he served as a volunteer assistant coach from 2019 to 2023. He combined with Bischel to lead the Chippewas to four Mid-American Conference (MAC) championships -- two regular season and two tournament -- and three NCAA Tournament berths.

With Wiske on the coaching staff, the Chippewas compiled an 102-32 MAC record and posted three consecutive 40-win full seasons for the first time since 1986-88. They won a combined 132 games in 2019, '21 and '22, marking the winningest three-year stretch in program history.

Wiske came to CMU after a highly successful two-decade run as the head coach at NCAA Division III St. Norbert College in De Pere, Wis. He amassed a 444-287-1 career mark from 1999 to 2018 and is the Midwest Conference's all-time leader in both conference and overall wins. In January 2025, he was inducted into the St. Norbert College Athletics Hall of Fame.

Wiske was named the Midwest Conference North Division Coach of the Year nine times in his 20 years at St. Norbert and led the Green Knights to four conference championships and five NCAA Tournament berths. His 2017 team won 30 games, the most victories in a season by any men's athletics team in St. Norbert history.

Bischel, a pitcher, played for Wiske at St. Norbert from 2000 to 2003 and served as an assistant under his mentor from 2007-09.

SUPPORT STAFF

**KYLE SCHROEDER**

DIRECTOR OF PROGRAM DEVELOPMENT

Kyle Schroeder is in his second season as the director of program development for Cincinnati Baseball. He joined the Bearcats prior to the 2024 season after a four-year stint as an assistant coach at Central Michigan.

Schroeder is considered one of the top catching instructors in college baseball, having worked with college catchers for over 16 years. In just the last five seasons he has mentored four catchers who are now playing professional baseball, including former Bearcat and 2024 MLB Draft selection Josh Kross.

During his first season with the Bearcats in 2024, the team posted a 32-25 overall record and a 17-13 mark in conference play, the program's first 30-win season since 2019. UC finished the regular season in fifth place in the Big 12 after being picked to finish in last in the preseason coaches poll.

The Bearcats claimed six series wins in conference play including series vs. TCU, West Virginia, and UCF, and also posted an 18-8 record at home.

Schroeder played a major role in helping lead CMU to four Mid-American Conference championships -- two regular season and two tournament -- and three NCAA Tournament berths.

He previously served under Bischel for four years at Northwood University, where they combined to lead the program to unprecedented success, capped by back-to-back Great Lakes Intercollegiate Athletic Conference regular season and tournament championships in 2017 and 2018.

Prior to his four years at Northwood, Schroeder served as an assistant under Bischel at Midland University in 2013-14. Together, they led Midland to a league championship and an appearance in the NAIA National Tournament.

Schroeder began his coaching career as an assistant in 2008 at Luther College, worked as a graduate assistant at Northwest Missouri State and served as an assistant with the Green Bay Bullfrogs of the Northwoods League.

As a player at Luther from 2004 to 2007, Schroeder led the Norse to Iowa Intercollegiate Athletic Conference regular season and tournament championships during his senior year. He was named the 2007 IIAAC Most Valuable Player and remains the program leader in several offensive categories, including career home runs (30) and career RBI (172).

Schroeder earned a bachelor's degree from Luther and a master's from Northwest Missouri State.

**CHRIS KREPLINE**

DIRECTOR OF PITCHING DEVELOPMENT

Chris Krepline joined the Cincinnati Baseball coaching staff as the director of pitching development in September 2024.

Krepline comes to Cincinnati following a successful stint as the head coach at Lawrence University. From 2019-24, he earned two Midwest Conference Coach of the Year awards and held Lawrence to two conference titles (2022 and 2024).

This past season, Krepline's squad posted a 31-11 record, the most wins in a season in school history, and four of his student-athletes earned All-America recognitions. Outfielder Jacob Charon was named the league's player of the year and pitcher Quinn Berglin was named the pitcher of the year.

His 2022 team also won the Midwest Conference and took the conference tournament crown as well, earning the school's first trip to the NCAA Division III Tournament since 1979. He earned D3Baseball and ABCA Region 9 Coach of the Year accolades that season.

Overall, Krepline coached 21 all-conference players and had 12 all-region selections during his time at Lawrence.

Krepline, who also had a stint as an assistant coach at Lawrence in 2013 and 2014, was an assistant coach at St. Norbert college from 2015-18. During that time, he coached six All-Midwest Conference and four All-Central Region pitchers. St. Norbert also won three Midwest Conference North Division titles, a Midwest Conference championship and played in the NCAA Division III Regional Tournament.

His previous experience also includes coaching the Green Bay Rockets of the Northwoods League and a stint at Reedsville High School from 2011-13.

Krepline is a 2009 graduate of Carthage College, where he earned his bachelor's degree in exercise and sport science. He received a master's degree in applied exercise science from Concordia University in 2015.

He was a pitcher at Carthage, helping lead his team to the finals of the NCAA Division III Baseball Championship in 2007. A two-sport star, Krepline was also a wide receiver on the football team and won a CCIW Championship in 2004.

Krepline played professional baseball for two years with stints on the Lake County Fielders, Macon Pinetoppers, Saskatchewan Silver Sox and Rockford River Hawks.

Krepline and his wife, Bri, have two sons, Boe and Crewe, and a daughter, Sadie.

**TYLER DELLERMAN**

DIRECTOR OF OFFENSIVE SKILL DEVELOPMENT

Tyler Dellerman is in his second season with the Bearcats in 2025. He serves as the program's offensive skills coordinator.

His duties include assisting with baserunning and hitting scouting reports and working with infielders and catchers.


During his first season with the Bearcats in 2024, the team posted a 32-25 overall record and a 17-13 mark in conference play, the program's first 30-win season since 2019. UC finished the regular season in fifth place in the Big 12 after being picked to finish in last in the preseason coaches poll.

The Bearcats claimed six series wins in conference play including series vs. TCU, West Virginia, and UCF, and also posted an 18-8 record at home.

Prior to his arrival at UC, Dellerman starred at the University of Charleston for three seasons. In 153 games he hit .371 and tallied 38 home runs, 167 RBI, 49 doubles, and 157 runs scored while slugging .704. He was named Mountain East Conference Player of the Year in 2023 and was a NCBWA Division II All-American. He also holds the program's single-season RBI record (67), which he set in 2022.

Dellerman played at Urbana University in 2019-20, earning MEC Freshman of the Year honors in 2019. In 57 games spread across two seasons he hit .315 with 10 home runs and 50 RBI.

Dellerman is from Maineville, Ohio and attended St. Xavier High School.



#2 KERRINGTON CROSS

R/R • 6-1 • 215

POSITION: **INF**

CLASS: **RS-SENIOR**

HOMETOWN: **BROWNSBURG, IND.**

HIGH SCHOOL: **BROWNSBURG**

SEASON HIGHS

-	H	4 at BYU (5/11/24)
-	2B	2, last vs. Xavier (4/17/24)
-	3B	2 vs. St. Joseph's (3/19/22)
-	HR	2, last vs. Oklahoma (5/16/24)
-	TB	8, last vs. UCF (5/13/23)
-	RBI	5 vs. Indiana (4/19/23)
-	R	4, last vs. Akron (3/6/24)
-	BB	3, last vs. Northern Illinois (3/2/24)
-	HBP	1, last at Oklahoma State (4/14/24)
-	AB	6, last at BYU (5/9/24)
-	SB	2, last vs. Western Illinois (3/13/23)

YEAR	AVG	GP-GS	AB	R	H	2B	3B	HR	RBI	TB	SLG%	OB%	BB	HBP	SB
2022	.291	52-50	196	44	57	9	5	9	30	103	.526	.386	28	3	17
2023	.262	54-48	191	49	50	10	1	9	37	89	.466	.367	30	3	14
2024	.321	57-57	221	63	71	10	2	11	53	118	.534	.451	46	8	16
Career	.293	163-155	608	156	178	29	8	29	120	310	.510	.405	104	14	47



#3 CHRISTIAN MITCHELLE

R/R • 6-0 • 200

POSITION: **INF/RHP**

CLASS: **JUNIOR**

HOMETOWN: **ROMEVILLE, ILL.**

HIGH SCHOOL: **PLAINFIELD EAST**

PREVIOUS: **CENTRAL MICHIGAN**

SEASON HIGHS

-	H	4, last vs. South Dakota State (5/19/22)
-	2B	2, last vs. Tulane (4/22/23)
-	3B	1, last vs. Central Arkansas (3/15/22)
-	HR	1, last at BYU (5/11/24)
-	TB	7 at Omaha (5/15/21)
-	RBI	5 vs. Butler (3/25/23)
-	R	3 vs. Butler (3/25/23)
-	BB	3 at Memphis (4/8/23)
-	HBP	2, last vs. Little Rock (3/16/22)
-	AB	6, last at Kansas State (3/10/24)
-	SB	2 at Memphis (4/8/23)
-	IP	7.0 vs. TCU (4/7/24)
-	BB	5 at Kansas State (3/9/24)
-	K	10 vs. Illinois (2/24/24)
-	BF	29 at UCF (4/27/24)

YEAR	AVG	GP-GS	AB	R	H	2B	3B	HR	RBI	TB	SLG%	OB%	BB	HBP	SB
2023 (CMU)	.307	56-53	189	53	58	13	0	3	29	80	.423	.418	28	11	23
2024	.319	50-42	163	34	52	4	0	4	22	68	.417	.371	10	4	9
Career	.313	106-95	352	87	110	17	0	7	51	148	.420	.398	38	15	32

YEAR	ERA	W-L	SV	APP	GS	IP	H	R	ER	BB	SO	WP	HB
2023 (CMU)	3.18	1-0	1	11	0	17.0	16	6	6	2	10	0	0
2024	4.12	0-3	6	22	0	39.1	43	20	18	10	27	1	2
Career	3.83	1-3	7	33	0	56.1	59	26	24	12	37	1	2



#4 DONOVAN FORD

R/R • 5-8 • 160

POSITION: **OF**

CLASS: SENIOR

HOMETOWN: **GREENVILLE, S.C.**

HIGH SCHOOL: **GREENVILLE**

PREVIOUS: **NEWBERRY**

SEASON HIGHS

-	H	4, last vs. Lenoir-Rhyne (4/6/24)
-	2B	2, last at UVA-Wise (3/19/23)
-	3B	2 vs. Wingate (2/17/22)
-	HR	1, last at Anderson (3/17/24)
-	TB	9, last at UVA-Wise (3/19/23)
-	RBI	5 at UVA-Wise (3/19/23)
-	R	4, last at UVA-Wise (3/19/23)
-	BB	3 vs. Lincoln Memorial (5/8/23)
-	HBP	3 at Francis Marion (2/2/24)
-	AB	7 at Anderson (3/28/23)
-	SB	4 vs. Findlay (3/2/24)

YEAR	AVG	GP-GS	AB	R	H	2B	3B	HR	RBI	TB	SLG%	OB%	BB	HBP	SB
2022 (Newberry)	.292	32-21	72	21	21	4	1	0	11	27	.375	.441	13	7	9
2023 (Newberry)	.405	58-58	242	86	98	14	6	4	40	136	.562	.490	29	14	45
2024 (Newberry)	.421	53-53	214	73	90	14	7	1	32	121	.565	.506	18	22	35
Career	.396	143-132	528	180	209	32	14	5	83	284	.538	.489	60	43	89



#5 DAWSON HOKUF

L/R • 6-4 • 218

POSITION: **1B/C**CLASS: **RS-SENIOR**HOMETOWN: **EDMOND, OKLA.**HIGH SCHOOL: **SOUTH TORRANCE**PREVIOUS: **LA HARBOR CC/LINDENWOOD**

SEASON HIGHS

-
-
-
-
-
-
-
-
-
-
-H
2B
3B
HR
TB
RBI
R
BB
HBP
AB
SB4 at Morehead State (4/19/24)
2 at Tennessee Tech (4/7/23)
1 at Texas A&M-Corpus Christi (3/4/23)
1, last at Morehead State (4/21/24)
8 at Morehead State (4/19/24)
4 vs. SIUE (5/19/23)
3, last vs. SIUE (5/19/23)
4 vs. Eastern Illinois (5/16/24)
3 at Francis Marion (2/2/24)
6, last at Morehead State (4/21/24)
-

CAREER HIGHS

YEAR	AVG	GP-GS	AB	R	H	2B	3B	HR	RBI	TB	SLG%	OB%	BB	HBP	SB
2023 (Lindenwood)	.274	50-46	175	26	48	9	1	5	26	74	.423	.348	13	8	0
2024 (Lindenwood)	.344	52-50	180	25	62	16	0	6	21	96	.533	.448	21	16	0
Career	.310	102-96	355	51	110	25	1	11	47	170	.479	.401	34	24	0



#6 LUKE SEFTIK

L/R • 6-4 • 218

POSITION: **INF**CLASS: **RS-JUNIOR**HOMETOWN: **PALOS HEIGHTS, ILL.**HIGH SCHOOL: **MARIST**PREVIOUS: **CENTRAL MICHIGAN**

SEASON HIGHS

-
-
-
-
-
-
-
-
-
-
-H
2B
3B
HR
TB
RBI
R
BB
HBP
AB
SB5 at Northern Illinois (4/8/23)
2 vs. Northern Illinois (3/2/24)
1 vs. Eastern Michigan (5/7/23)
1, last vs. Eastern Michigan (5/7/23)
8 at Eastern Michigan (5/7/23)
4, last vs. Eastern Michigan (5/6/23)
3, last vs. Ball State (4/15/23)
3 at Ohio State (4/30/24)
1, last at BYU (5/9/24)
6, last vs. Miami (3/20/24)
3, last vs. Northern Illinois (3/3/24)

CAREER HIGHS

YEAR	AVG	GP-GS	AB	R	H	2B	3B	HR	RBI	TB	SLG%	OB%	BB	HBP	SB
2023 (CMU)	.315	41-39	146	29	46	6	1	3	32	63	.432	.408	20	5	13
2024	.297	37-27	101	19	30	5	0	0	17	34	.347	.408	19	2	7
Career	.308	78-66	247	48	76	11	1	3	49	98	.397	.408	39	7	20



#7 JACK NATILI

R/R • 6-3 • 198


POSITION: **C**CLASS: **SOPHOMORE**HOMETOWN: **VENETIA, PA.**HIGH SCHOOL: **PETERS TOWNSHIP**PREVIOUS: **RUTGERS**

SEASON HIGHS

-
-
-
-
-
-
-
-
-
-
-H
2B
3B
HR
TB
RBI
R
BB
HBP
AB
SB3 vs. UConn (3/23/24)
1, last at Michigan State (3/29/24)
1 at Delaware (3/15/24)
1, last vs. Monmouth (4/16/24)
6 vs. UConn (3/23/24)
3 vs. UConn (3/23/24)
3 vs. Ohio State (3/29/24)
2, last at Michigan State (5/16/24)
2, last at Penn State (5/10/24)
6 at Old Dominion (2/23/24)
1, last vs. Nebraska (4/14/24)

CAREER HIGHS

YEAR	AVG	GP-GS	AB	R	H	2B	3B	HR	RBI	TB	SLG%	OB%	BB	HBP	SB
2024 (Rutgers)	.230	47-44	139	32	32	2	1	5	18	51	.367	.386	12	24	2
Career	.230	47-44	139	32	32	2	1	5	18	51	.367	.386	12	24	2



#8 LAUDEN BROOKS

R/R • 5-10 • 190


POSITION: **INF**CLASS: **SENIOR**HOMETOWN: **CINCINNATI, OHIO**HIGH SCHOOL: **McNICHOLAS**PREVIOUS SCHOOL: **TEXAS TECH**

SEASON HIGHS

-
-
-
-
-
-
-
-
-
-
-H
2B
3B
HR
TB
RBI
R
BB
HBP
AB
SB3, last at Saint Louis (3/23/24)
2 at Saint Louis (3/23/24)
1, last vs. Western Illinois (3/12/24)
2 at BYU (5/11/24)
8 at BYU (5/11/24)
6 at BYU (5/11/24)
4 at Saint Louis (3/23/24)
2, last at BYU (5/9/24)
1, last at BYU (5/10/24)
6 at Miami (3/20/24)
3, last vs. Western Illinois (3/12/24)

CAREER HIGHS

YEAR	AVG	GP-GS	AB	R	H	2B	3B	HR	RBI	TB	SLG%	OB%	BB	HBP	SB
2022 (TTECH)	.188	12-0	16	5	3	0	0	0	1	3	.188	.263	2	0	1
2023	.231	40-38	121	25	28	3	1	2	19	39	.322	.361	21	4	14
2024	.301	51-49	193	44	58	10	3	2	34	80	.415	.391	24	6	13
Career	.270	103-87	330	74	89	13	4	4	54	122	.370	.373	47	10	28



#11 NATHAN TAYLOR

L/R • 6-4 • 220

POSITION: RHP

CLASS: SOPHOMORE

HOMETOWN: AMELIA, OHIO

HIGH SCHOOL: WEST CLERMONT

SEASON HIGHS

-
-
-
-IP
BB
K
BF

CAREER HIGHS

7.0 vs. TCU (4/7/24)
5 at Kansas State (3/9/24)
10 vs. Illinois (2/24/24)
29 at UCF (4/27/24)

YEAR	ERA	W-L	SV	APP	GS	IP	H	R	ER	BB	SO	WP	HB
2024	5.45	8-2	0	18	16	72.2	75	48	44	33	70	5	7
Career	5.45	8-2	0	18	16	72.2	75	48	44	33	70	5	7



#13 BRANDON SCHEURER

L/R • 6-1 • 197

POSITION: RHP/UTIL

CLASS: REDSHIRT SENIOR

HOMETOWN: IONI, MICH.

HIGH SCHOOL: ST. PATRICK

PREVIOUS: SAGINAW VALLEY STATE

SEASON HIGHS


-
-
-
-
-
-
-
-
-
-
-
-
-
-
-

H 3, last vs. Wisconsin-Parkside (5/4/24)
 2B 2 vs. Grand Valley State (4/27/24)
 3B 3 at Davenport (3/29/24)
 HR 1 vs. Hillsdale (3/13/24)
 TB 9 at Davenport (3/29/24)
 RBI 5 at Wisconsin-Parkside (4/11/21)
 R 4, last vs. Purdue Northwest (3/30/24)
 BB 4 at Wisconsin Parkside (4/11/21)
 HBP 2, last vs. Findlay (2/18/24)
 AB 6, last vs. Wayne State (5/10/24)
 SB 2, last vs. Wisconsin-Parkside (5/4/24)

IP 3.0, last vs. Wayne State (4/9/24)
 BB 2, last vs. Wayne State (5/10/24)
 K 5 vs. Wayne State (4/9/24)
 BF 15 vs. Wayne State (4/9/24)

YEAR	AVG	GP-GS	AB	R	H	2B	3B	HR	RBI	TB	SLG%	OB%	BB	HBP	SB
2020 (SVSU)	.205	12-12	44	10	9	2	0	0	7	11	.250	.327	5	4	1
2021 (SVSU)	.307	32-32	114	23	35	4	1	0	18	41	.360	.423	20	3	5
2022 (SVSU)	.286	4-2	7	2	2	0	0	0	1	2	.286	.500	2	1	0
2023 (SVSU)	.299	51-44	154	28	46	3	2	0	18	53	.344	.404	22	6	2
2024 (SVSU)	.366	59-58	213	84	78	10	8	1	31	107	.502	.509	51	14	13
Career	.320	158-148	532	147	170	19	11	1	75	214	.402	.447	100	28	21

YEAR	ERA	W-L	SV	APP	GS	IP	H	R	ER	BB	SO	WP	HB
2022 (SVSU)	0.00	0-0	0	1	0	1.0	0	0	0	0	3	0	0
2023 (SVSU)	8.00	0-2	0	7	0	9.0	15	8	8	4	10	0	1
2024 (SVSU)	4.50	3-0	3	14	0	20.0	20	10	10	7	31	1	0
Career	5.40	3-2	3	22	0	30.0	35	18	18	11	44	1	1



#14 LANDYN VIDOUREK

L/R • 6-2 • 188

POSITION: OF

CLASS: JUNIOR

HOMETOWN: HAMILTON, OHIO

HIGH SCHOOL: BADIN

SEASON HIGHS

-
-
-
-
-
-
-
-
-
-
-

H 3, last at Saint Louis (3/24/24)
 2B 2 vs. Kansas (3/15/24)
 3B 1, last at BYU (5/9/24)
 HR 2 vs. Northern Kentucky (2/20/24)
 TB 9 vs. Northern Kentucky (2/20/24)
 RBI 5 vs. North Alabama (3/4/23)
 R 3, last vs. Northern Kentucky (2/20/24)
 BB 3 at Florida (2/26/23)
 HBP 1, last vs. West Virginia (5/3/24)
 AB 5, last vs. Northern Kentucky (2/20/24)
 SB 2, last vs. Oklahoma (5/16/24)

YEAR	AVG	GP-GS	AB	R	H	2B	3B	HR	RBI	TB	SLG%	OB%	BB	HBP	SB
2023	.248	42-37	133	25	33	2	1	4	20	49	.368	.359	22	1	8
2024	.247	53-43	146	34	36	10	1	6	31	66	.452	.418	39	6	18
Career	.247	95-80	279	59	69	12	2	10	51	115	.412	.391	61	7	26



#KORY KLINGENBECK

S/R • 5-10 • 205

POSITION: **C**CLASS: **RS-JUNIOR**HOMETOWN: **CINCINNATI, OHIO**HIGH SCHOOL: **ELDER**

SEASON HIGHS

-
-
-
-
-
-
-
-
-
-H
2B
3B
HR
TB
RBI
R
BB
HBP
AB
SB1, last at Coastal Carolina (2/25/24)
1, last at USC Upstate (3/16/23)
-
1 at Xavier (3/22/23)
4 at Xavier (3/22/23)
4 at Xavier (3/22/23)
2 at Xavier (3/22/23)
1, last at Jacksonville (2/16/24)
2 vs. Northern Illinois (3/2/24)
5 at Georgia State (2/19/23)
-

CAREER HIGHS

YEAR	AVG	GP-GS	AB	R	H	2B	3B	HR	RBI	TB	SLG%	OB%	BB	HBP	SB
2023	.114	17-14	44	6	5	3	0	1	7	11	.250	.264	7	2	0
2024	.125	5-3	8	0	1	0	0	0	0	1	.125	.417	1	3	0
Career	.115	22-17	52	6	6	3	0	1	7	12	.231	.292	8	5	0



#26 CHASE HORST

L/L • 5-10 • 185

POSITION: **LHP**CLASS: **JUNIOR**HOMETOWN: **LITITZ, PA.**HIGH SCHOOL: **P27 ACADEMY**

SEASON HIGHS

-
-
-IP
BB
K
BF

CAREER HIGHS

5.2 at Wofford (3/11/23)
4 vs. Princeton (3/17/23)
7 vs. Butler (3/26/23)
26 at Wofford (3/11/23)

YEAR	ERA	W-L	SV	APP	GS	IP	H	R	ER	BB	SO	WP	HB
2023	4.99	3-4	0	18	8	48.2	55	34	27	23	47	3	15
2024	9.82	3-0	0	14	3	18.1	25	21	20	15	13	2	7
Career	6.31	6-4	0	32	11	67.0	80	55	47	38	60	5	22



#29 CARSON MARSH

R/R • 5-10 • 178

POSITION: **RHP**CLASS: **SOPHOMORE**HOMETOWN: **WEST CHESTER, OHIO**HIGH SCHOOL: **ARCHBISHOP MOELLER**

SEASON HIGHS

-
-
-IP
BB
K
BF

CAREER HIGHS

4.0 vs. Xavier (4/9/24)
3 vs. West Virginia (5/4/24)
6, last vs. Xavier (4/9/24)
14, last at Baylor (3/29/24)

YEAR	ERA	W-L	SV	APP	GS	IP	H	R	ER	BB	SO	WP	HB
2024	4.30	5-2	1	24	1	44.0	37	21	21	15	52	3	4
Career	4.30	5-2	1	24	1	44.0	37	21	21	15	52	3	4



#32 TOMMY BOBA

R/R • 6-2 • 210

POSITION: **RHP**CLASS: **JUNIOR**HOMETOWN: **WHEATON, ILL.**HIGH SCHOOL: **WHEATON WARRENVILLE SOUTH**

SEASON HIGHS

-
-
-IP
BB
K
BF

CAREER HIGHS

8.0 vs. Kansas (3/16/24)
4, last at BYU (5/10/24)
9, last vs. West Virginia (5/4/24)
28 vs. Kansas (3/16/24)

YEAR	ERA	W-L	SV	APP	GS	IP	H	R	ER	BB	SO	WP	HB
2023	6.27	2-1	0	14	12	47.1	48	35	33	23	43	9	10
2024	5.60	5-6	0	18	15	70.2	68	53	44	30	64	3	11
Career	5.87	7-7	0	32	27	118.0	116	88	77	53	107	12	21



#41 ADAM MRAKITSCH

L/L • 6-0 • 168

POSITION: LHP

CLASS: SENIOR

HOMETOWN: HOWELL, MICH.

HIGH SCHOOL: HOWELL

PREVIOUS SCHOOL: CENTRAL MICHIGAN

SEASON HIGHS

-
-
-IP
BB
K
BF

CAREER HIGHS

9.0 vs. Ball State (4/14/23)
4, last at Eastern Michigan (3/28/24)
11, last at Eastern Michigan (3/28/24)
33 at Miami (Ohio) (3/15/24)

YEAR	ERA	W-L	SV	APP	GS	IP	H	R	ER	BB	SO	WP	HB
2022 (CMU)	2.37	7-1	1	17	5	49.1	48	15	13	18	42	3	3
2023 (CMU)	3.59	8-4	0	15	15	92.2	66	39	37	33	80	3	6
2024 (CMU)	4.44	2-5	0	9	9	46.2	45	28	23	22	66	2	4
Career	3.48	17-10	1	41	29	188.2	159	82	73	73	188	8	14



#44 TOMMY O'CONNOR

L/L • 6-3 • 235

POSITION: IB

CLASS: SENIOR

HOMETOWN: MARTINSVILLE, IND.

HIGH SCHOOL: MOORESVILLE


SEASON HIGHS

-
-
-
-
-
-
-
-
-
-H
2B
3B
HR
TB
RBI
R
BB
HBP
AB
SB

CAREER HIGHS

4 vs. Northern Illinois (3/2/24)
1, last vs. Oklahoma (5/16/24)
1, last at Oklahoma State (4/14/24)
2 at Baylor (3/28/24)
8 at Baylor (3/28/24)
5 vs. Tulane (4/23/23)
3, last at Saint Louis (3/23/24)
3, last vs. Houston (4/19/24)
1, last at UCF (4/27/24)
6 vs. Northern Illinois (3/2/24)
2 at Saint Louis (3/23/24)

YEAR	AVG	GP-GS	AB	R	H	2B	3B	HR	RBI	TB	SLG%	OB%	BB	HBP	SB
2022	.000	4-0	0	0	0	0	0	0	0	0	.000	.000	0	0	0
2023	.303	33-26	76	17	23	2	2	8	19	53	.697	.454	20	1	4
2024	.276	55-52	196	46	54	8	2	12	43	102	.520	.412	42	5	7
Career	.283	92-78	272	63	77	10	4	20	62	155	.570	.424	62	6	11



#51 KELLEN O'CONNOR

L/L • 5-10 • 185

POSITION: LHP

CLASS: RS-SENIOR

HOMETOWN: PORTLAND, ORE.

HIGH SCHOOL: BEAVERTON

PREVIOUS SCHOOL: CSU BAKERSFIELD

SEASON HIGHS

-
-
-IP
BB
K
BF

CAREER HIGHS

9.0 at UC Davis (5/25/24)
4 at CSU Northridge (4/30/22)
10 vs. San Francisco (3/3/24)
35 at UC Davis (5/25/24)

YEAR	ERA	W-L	SV	APP	GS	IP	H	R	ER	BB	SO	WP	HB
2020 (CSUB)	2.53	1-1	0	7	0	10.2	13	6	3	4	11	0	1
2021 (CSUB)	4.38	1-2	2	10	0	24.2	24	13	12	6	23	4	1
2022 (CSUB)	3.79	4-4	0	12	11	54.2	65	30	23	14	56	2	4
2024 (CSUB)						DNP (Injury)							
2024 (CSUB)	2.89	2-4	0	13	13	81.0	79	33	26	24	64	3	5
Career	3.37	8-11	2	42	24	171.0	181	82	64	48	154	9	11

2024 STATISTICS

2024 Cincinnati Baseball Overall Statistics for Cincinnati (as of May 23, 2024) (All games Sorted by Batting avg)

Record: 32-25 Home: 18-8 Away: 10-15 Neutral: 4-2 BIG 12: 17-13

Player	avg	gp-gs	ab	r	h	2b	3b	hr	rbi	tb	slg%	bb	hp	so	gdp	ob%	sf	sh	sb-att	po	a	e	fld%
22 Hegemann, Josh	.333	52-49	180	42	60	8	0	1	28	71	.394	36	5	30	2	.449	4	2	16-19	105	3	0	1.000
2 Cross, Kerrington	.321	57-57	221	63	71	10	2	11	53	118	.534	46	8	47	0	.451	2	2	16-18	29	114	13	.917
3 Mitchell, Christian	.319	43-42	163	34	52	4	0	4	22	68	.417	10	4	40	3	.371	1	1	9-10	32	74	10	.914
41 Kross, Josh	.317	57-57	221	50	70	14	0	19	65	141	.638	23	26	41	2	.438	2	0	1-1	403	22	7	.984
8 Brooks, Lauden	.301	51-49	193	44	58	10	3	2	34	80	.415	24	6	57	4	.391	2	0	13-15	49	105	5	.969
31 Sefcik, Luke	.297	37-27	101	19	30	5	0	0	17	35	.347	19	2	15	0	.408	3	3	7-9	53	50	3	.972
44 O'Connor, Tommy	.276	55-52	196	46	54	8	2	12	43	102	.520	42	5	70	1	.412	2	0	7-8	196	10	2	.990
0 Jones, Alec	.248	39-31	117	21	29	3	0	8	28	56	.479	10	3	24	6	.323	0	1	2-2	267	9	1	.996
14 Vidourek, Landyn	.247	53-43	146	34	36	10	1	6	31	66	.452	39	6	49	0	.418	3	0	18-21	100	2	3	.971
5 Jessee, Hunter	.245	46-42	155	23	38	7	0	3	33	54	.348	16	14	36	3	.364	2	0	3-3	58	0	1	.983
42 Pearson, Dalton	.186	52-37	129	28	24	5	2	1	14	36	.279	24	5	42	2	.329	3	1	15-17	98	2	3	.971
6 Palmieri, Max	.239	23-11	46	5	11	3	1	1	7	19	.413	7	2	16	0	.357	1	1	0-0	19	27	2	.958
9 Guidry, Kameron	.213	27-11	47	13	10	1	0	5	14	26	.553	15	2	19	0	.409	2	0	1-1	13	33	4	.920
15 Klingenberg, Kory	.067	12-3	15	0	1	0	0	0	0	1	.067	1	3	7	0	.263	0	0	0-0	41	1	1	.977
10 Harting, Cole	.000	12-2	11	0	0	0	0	0	1	0	.000	8	0	7	0	.421	0	1	1-1	3	0	0	1.000
13 Wicks, Noah	.000	5-0	3	0	0	0	0	0	0	0	.000	0	0	1	0	.000	0	0	0-0	7	0	0	1.000
28 Hugus, Griffin	.000	1-0	2	0	0	0	0	0	0	0	.000	0	0	2	0	.000	0	0	0-0	4	7	0	1.000
4 Springer, Sean	.000	3-0	2	1	0	0	0	0	0	0	.000	0	0	1	0	.000	0	0	0-0	1	1	0	1.000
Totals	.279	57	1948	423	544	88	11	73	390	873	.448	320	91	504	23	.400	27	12	109-125	1494	510	57	.972
Opponents	.273	57	1963	369	536	101	12	71	346	874	.445	254	69	465	32	.372	26	22	47-58	1482	433	62	.969

LOB - Team (493), Opp (471). DPs turned - Team (47), Opp (39). IBB - Team (6), O'Connor, T. 2, Kross, J. 2, Vidourek, L. 1, Hegemann, J. 1, Opp (6). Picked off - Hegemann, J. 3, O'Connor, T. 2, Cross, K. 2, Vidourek, L. 2, Brooks, L. 1, Mitchell, C 1.

(All games Sorted by Earned run avg)

Player	era	w-l	app	gs	cg	sho	sv	ip	h	r	er	bb	so	2b	3b	hr	b/avg	wp	hp	bks	sfa	sha
11 Taylor, Nathan	5.45	8-2	18	16	1	0/0	0	72.2	75	48	44	33	70	16	2	9	.267	5	7	1	5	2
32 Boba, Tommy	5.60	5-6	18	15	0	0/1	0	70.2	68	53	44	30	64	13	0	15	.248	3	11	0	0	2
27 Logue, Seth	6.88	2-4	14	8	0	0/0	0	68.0	74	52	52	25	57	9	2	13	.272	5	2	1	2	1
45 Garula, Brenden	3.48	2-0	24	8	0	0/0	1	41.1	48	22	16	20	43	6	1	4	.293	5	7	0	0	1
17 Insko, Ryan	3.60	3-0	12	0	0	0/0	1	15.0	11	6	6	10	12	2	0	0	.200	0	3	0	1	0
3 Mitchell, Christian	4.12	0-3	22	0	0	0/1	6	39.1	43	20	18	10	27	10	1	4	.274	1	2	0	3	2
29 Marsh, Carson	4.30	5-2	24	1	0	0/0	1	44.0	37	21	21	15	52	7	1	6	.230	3	4	0	1	1
28 Hugus, Griffin	4.91	0-3	13	1	0	0/0	2	33.0	32	20	18	21	29	8	1	6	.248	4	2	0	0	2
30 Hurth, Joey	5.48	1-2	17	0	0	0/0	0	23.0	23	16	14	8	18	2	1	3	.267	3	8	0	2	4
33 Coulter, Bradley	7.20	1-1	12	4	0	0/0	0	20.0	21	22	16	21	26	6	0	4	.256	1	2	0	2	1
40 Erdmann, Drew	8.36	0-1	11	0	0	0/0	0	14.0	18	17	13	16	16	4	2	0	.300	2	6	1	2	0
16 Conte, Michael	8.38	2-1	14	1	0	0/0	0	19.1	30	21	18	7	20	2	0	3	.353	2	6	0	5	1
35 Murphy, Will	9.72	0-0	8	0	0	0/0	0	8.1	13	9	9	5	6	2	0	1	.382	0	0	0	2	1
26 Horst, Chase	9.82	3-0	14	3	0	0/0	0	18.1	25	21	20	15	13	10	1	1	.333	2	7	0	0	2
21 Parnell, Shawn	10.24	0-0	9	0	0	0/0	0	9.2	14	15	11	14	11	3	0	2	.350	1	2	0	1	2
77 Shea, Alex	40.50	0-0	2	0	0	0/0	0	1.1	4	6	6	4	1	1	0	0	.500	2	0	0	0	0
Totals	5.89	32-25	57	57	1	1/1	11	498.0	536	369	326	254	465	101	12	71	.273	39	69	3	26	22
Opponents	6.89	25-32	57	57	0	1/1	10	494.0	544	423	378	320	504	88	11	73	.279	31	91	10	27	12

PB - Team (12), Kross, J. 7, Jones, A. 5, Opp (9). Pickoffs - Team (4), Logue, S. 2, Hugus, G. 1, Taylor, N. 1, Opp (11). SBA/ATT - Jones, A. (28-32), Kross, J. (15-21), Logue, S. (11-13), Conte, M. (6-7), Taylor, N. (5-7), Insko, R. (5-5), Garula, B. (2-4), Hugus, G. (3-4), Klingenberg (4-4), Murphy, W. (3-3), Marsh, C. (2-3), Hurth, J. (3-3), Parnell, S. (2-3), Erdmann, D. (2-2), Coulter, B. (2-2), Mitchell, C (0-1), Boba, T. (1-1).

2024 Cincinnati Baseball
Overall Statistics for Cincinnati (as of May 23, 2024)
(All games Sorted by Fielding pct)

Player	c	po	a	e	fld%	dp	sba	csb	sba%	pb	ci
22 Hegemann, Josh	108	105	3	0	1.000	0	0	0	---	0	0
28 Hugus, Griffin	11	4	7	0	1.000	0	3	1	.750	0	0
11 Taylor, Nathan	8	0	8	0	1.000	0	5	2	.714	0	0
27 Logue, Seth	8	3	5	0	1.000	0	11	2	.846	0	0
29 Marsh, Carson	7	1	6	0	1.000	0	2	1	.667	0	0
13 Wicks, Noah	7	7	0	0	1.000	0	0	0	---	0	0
26 Horst, Chase	6	1	5	0	1.000	1	0	0	---	0	0
45 Garula, Brenden	5	1	4	0	1.000	0	2	2	.500	0	0
21 Parnell, Shawn	4	1	3	0	1.000	0	2	1	.667	0	0
17 Insko, Ryan	3	0	3	0	1.000	0	5	0	1.000	0	0
10 Harting, Cole	3	3	0	0	1.000	0	0	0	---	0	0
40 Erdmann, Drew	3	1	2	0	1.000	0	2	0	1.000	0	0
4 Springer, Sean	2	1	1	0	1.000	1	0	0	---	0	0
33 Coulter, Bradley	2	1	1	0	1.000	0	2	0	1.000	0	0
35 Murphy, Will	1	0	1	0	1.000	0	3	0	1.000	0	0
0 Jones, Alec	277	267	9	1	.996	0	28	4	.875	5	0
44 O'Connor, Tommy	208	196	10	2	.990	17	0	0	---	0	0
41 Kross, Josh	432	403	22	7	.984	29	15	6	.714	7	0
5 Jessee, Hunter	59	58	0	1	.983	0	0	0	---	0	0
15 Kligenbeck, Kory	43	41	1	1	.977	0	4	0	1.000	0	0
31 Sefcik, Luke	106	53	50	3	.972	11	0	0	---	0	0
14 Vidourek, Landyn	105	100	2	3	.971	0	0	0	---	0	0
42 Pearson, Dalton	103	98	2	3	.971	0	0	0	---	0	0
8 Brooks, Lauden	159	49	105	5	.969	28	0	0	---	0	0
6 Palmieri, Max	48	19	27	2	.958	7	0	0	---	0	0
32 Boba, Tommy	17	6	10	1	.941	1	1	0	1.000	0	0
9 Guidry, Kameron	50	13	33	4	.920	7	0	0	---	0	0
2 Cross, Kerrington	156	29	114	13	.917	14	0	0	---	0	0
3 Mitchell, Christian	116	32	74	10	.914	13	0	1	.000	0	0
30 Hurth, Joey	4	1	2	1	.750	0	3	0	1.000	0	0
77 Shea, Alex	0	0	0	0	.000	0	0	0	---	0	0
16 Conte, Michael	0	0	0	0	.000	0	6	1	.857	0	0
Totals	2061	1494	510	57	.972	47	47	11	.810	12	0
Opponents	1977	1482	433	62	.969	39	109	16	.872	9	0

Hitting minimums - 1 Games 1% of Games 1 AB 1.0 AB/Game 1 TPA 2.0 TPA/Game

Pitching minimums - 1 Games 1.0 IP/Game

2024 Cincinnati Baseball
Team Game-by-Game for Cincinnati (as of May 28, 2024)
Batting (All games)

Date	Opponent	ab	r	h	rbi	2b	3b	hr	tb	bb	ibb	sb	cs	hbp	sac	sf	gdp	k	po	a	e	lob	avg
Feb 16	at Jacksonville	35	6	9	4	2	0	1	14	3	0	1	0	0	1	1	0	11	26	7	0	7	.257
Feb 16	at Jacksonville	32	3	4	3	0	0	1	7	7	0	2	0	1	0	0	0	12	24	6	2	10	.194
Feb 20	NKU	35	10	15	8	1	0	2	22	6	0	4	2	4	0	1	1	4	27	12	0	12	.275
Feb 24	vs Ball State	30	6	8	4	1	1	0	11	8	0	0	0	1	1	1	0	9	27	12	2	11	.273
Feb 24	vs Illinois	35	10	10	10	0	0	2	16	5	0	0	0	2	0	1	1	14	27	5	0	6	.275
Feb 25	at Coastal Carolina	34	2	8	2	0	0	1	11	6	0	0	0	1	0	0	1	10	24	6	4	12	.269
Feb 27	at Xavier	36	9	10	9	1	0	2	17	5	0	1	1	0	0	1	0	8	24	15	2	6	.270
Feb 29	OAKLAND	35	9	11	8	2	1	2	21	4	0	1	0	2	0	1	0	9	27	7	0	9	.276
Mar 01	NORTHERN ILLINOIS	33	13	12	11	7	0	0	19	6	0	2	0	1	0	2	0	5	27	5	1	5	.285
Mar 02	NORTHERN ILLINOIS	19	6	2	4	0	0	0	2	12	0	4	0	4	0	1	1	8	21	7	2	11	.275
Mar 02	NORTHERN ILLINOIS	39	4	11	3	1	0	1	15	5	0	0	1	4	0	0	0	7	27	10	1	17	.275
Mar 03	NORTHERN ILLINOIS	26	14	11	14	2	0	2	19	8	0	6	0	1	0	2	0	9	21	7	1	5	.285
Mar 06	AKRON	37	19	15	17	3	0	1	21	11	0	7	0	2	0	0	1	4	27	6	1	7	.296
*Mar 08	at Kansas State	27	0	0	0	0	0	0	0	2	0	0	0	1	1	0	0	9	24	5	2	4	.278
*Mar 09	at Kansas State	36	11	9	9	1	0	0	10	6	0	0	0	4	0	1	0	11	27	17	3	9	.276
*Mar 10	at Kansas State	51	13	20	13	0	1	2	28	7	0	3	1	2	0	1	2	11	34	13	2	12	.287
Mar 12	WESTERN ILLINOIS	35	11	10	11	4	2	3	27	12	1	5	0	2	0	1	1	7	27	13	3	12	.287
Mar 13	WESTERN ILLINOIS	35	8	12	8	4	0	1	19	4	0	7	1	1	0	0	0	5	27	13	2	8	.290
*Mar 15	KANSAS	35	4	8	3	3	0	0	11	5	0	0	0	2	0	0	0	8	27	9	1	11	.287
*Mar 16	KANSAS	26	1	4	1	1	0	0	5	2	0	0	0	1	1	0	0	8	27	10	0	5	.282
*Mar 17	KANSAS	42	10	15	8	3	0	0	18	6	0	2	1	0	0	0	0	6	27	11	0	14	.286
Mar 20	at Miami	37	11	13	11	2	1	0	17	10	0	5	0	1	0	2	0	5	27	10	1	12	.289
Mar 22	at Saint Louis	37	12	11	12	1	0	8	36	5	0	0	0	0	1	0	0	7	24	7	1	4	.290
Mar 23	at Saint Louis	40	13	13	11	3	0	2	22	7	0	10	0	3	0	1	0	7	27	15	0	11	.291
Mar 24	at Saint Louis	39	8	13	7	1	0	0	14	3	0	4	0	1	1	0	0	3	27	10	1	9	.293
Mar 26	at Louisville	33	5	7	5	3	0	2	16	2	0	0	1	1	0	0	0	11	24	8	1	4	.290
*Mar 28	at Baylor	35	8	10	7	2	0	2	18	5	0	2	1	2	1	0	1	13	27	4	1	8	.290
*Mar 29	at Baylor	41	6	15	6	1	0	1	19	3	0	1	0	1	0	0	1	8	24	9	0	12	.293
*Mar 30	at Baylor	27	2	2	1	0	0	0	2	5	0	1	1	2	0	0	0	14	24	10	0	5	.287
*Apr 05	TCU	28	4	5	4	0	0	0	5	4	0	2	0	2	0	0	0	9	27	7	1	6	.284
*Apr 06	TCU	29	6	6	6	1	0	1	10	6	0	5	0	2	0	0	1	13	27	7	0	7	.282
*Apr 07	TCU	29	13	10	13	1	0	2	17	8	0	0	0	1	0	1	0	6	21	8	0	7	.284
Apr 09	vs Xavier	29	5	6	5	0	1	0	8	11	0	1	1	2	1	2	0	8	27	9	2	13	.282
*Apr 12	at Oklahoma State	38	4	8	4	3	0	0	11	2	0	0	0	0	0	0	0	16	27	4	2	6	.280
*Apr 13	at Oklahoma State	37	5	12	5	4	0	0	16	1	0	0	0	0	0	1	1	8	24	6	1	7	.281
*Apr 14	at Oklahoma State	34	6	9	6	2	1	2	19	1	0	2	0	3	0	1	0	13	24	6	0	6	.281
Apr 16	EASTERN KENTUCKY	34	12	12	11	1	0	2	19	9	0	3	1	3	0	0	1	4	24	4	1	12	.283
Apr 17	XAVIER	36	4	9	4	4	0	1	16	7	0	1	0	1	0	0	0	9	27	11	1	13	.282
*Apr 19	HOUSTON	31	6	10	6	0	0	1	13	5	0	1	0	1	1	1	1	8	27	8	0	9	.283
*Apr 20	HOUSTON	33	5	11	5	2	0	0	13	8	1	1	0	1	0	1	1	12	27	9	1	14	.284
*Apr 21	HOUSTON	30	5	4	5	1	0	1	8	9	1	1	0	0	1	0	0	10	27	11	2	8	.281
*Apr 26	at UCF	32	9	6	9	2	0	0	8	6	0	0	0	2	0	1	0	10	27	7	0	5	.278
*Apr 27	at UCF	32	2	5	1	1	1	0	8	4	1	2	0	2	0	0	1	11	24	7	0	9	.276
*Apr 28	at UCF	41	8	16	8	2	0	0	18	3	0	3	0	0	0	0	0	8	27	10	1	9	.279
Apr 30	at Ohio State	31	6	5	6	0	0	2	11	7	0	0	1	3	0	1	0	9	24	8	1	9	.277
*May 03	WEST VIRGINIA	33	4	9	4	1	0	1	13	5	0	3	0	5	0	0	2	8	27	8	0	12	.276
*May 04	WEST VIRGINIA	35	10	14	10	1	0	4	27	5	0	0	0	3	0	0	2	8	27	12	0	9	.279
*May 05	WEST VIRGINIA	30	8	7	5	0	0	1	10	7	1	3	1	2	1	0	0	8	27	13	0	8	.278
*May 09	at BYU	36	9	11	9	2	2	3	26	8	1	3	1	2	0	0	0	14	27	7	0	10	.279
*May 10	at BYU	34	4	11	4	2	0	1	16	3	0	1	0	1	0	0	0	6	27	10	0	7	.280
*May 11	at BYU	39	12	13	11	1	0	4	26	4	0	0	0	2	0	0	0	8	27	9	1	6	.281
*May 16	OKLAHOMA	31	6	6	6	0	0	4	18	2	0	0	0	1	1	1	0	11	27	8	2	3	.279
*May 16	OKLAHOMA	37	8	12	8	2	0	3	23	2	0	3	0	1	0	0	2	10	27	11	2	5	.280
*May 17	OKLAHOMA	35	10	12	9	1	0	1	16	7	0	0	1	1	0	0	1	4	27	9	3	9	.282
May 21	vs UCF	43	5	11	5	3	0	0	14	7	0	2	0	0	0	0	0	13	33	9	1	12	.281
May 22	vs Texas	38	8	11	6	1	0	1	15	5	0	2	0	1	0	0	0	10	27	11	0	9	.281
May 23	vs Texas Tech	31	5	5	5	1	0	2	12	4	0	2	0	2	0	0	0	7	27	12	1	5	.279
Totals		1948	423	544	390	88	11	73	873	320	6	109	16	91	12	27	23	504	1494	510	57	493	.279

2025 CINCINNATI BASEBALL

2024 STATISTICS

2024 Cincinnati Baseball Team Game-by-Game for Cincinnati (as of May 28, 2024) Pitching (All games)

Date	Opponent	ip	h	r	er	bb	so	2b	3b	hr	wp	bk	hbp	dp	ibb	score	w-l	sv	era
Feb 16	at Jacksonville	8.2	10	8	8	5	6	0	1	1	0	0	0	0	0	6-8	0-1	0	8.31
Feb 16	at Jacksonville	8.0	12	11	11	9	13	3	0	1	2	0	3	0	0	3-11	0-2	0	10.26
Feb 20	NKU	9.0	7	2	2	2	8	0	0	1	0	0	0	1	0	10-2	1-2	0	7.36
Feb 24	vs Ball State	9.0	9	5	5	1	6	3	0	2	1	0	2	1	0	6-5	2-2	1	6.75
Feb 24	vs Illinois	9.0	6	3	3	3	14	1	0	1	1	0	1	0	0	10-3	3-2	2	5.98
Feb 25	at Coastal Carolina	8.0	15	25	12	10	8	3	0	4	1	0	8	0	0	2-25	3-3	2	7.14
Feb 27	at Xavier	8.0	12	11	11	6	4	5	0	3	0	0	2	3	0	9-11	3-4	2	7.84
Feb 29	OAKLAND	9.0	10	6	6	5	11	3	1	0	0	0	2	0	0	9-6	4-4	3	7.60
Mar 01	NORTHERN ILLINOIS	9.0	10	5	5	3	12	1	0	2	0	0	2	1	0	13-5	5-4	3	7.30
Mar 02	NORTHERN ILLINOIS	7.0	7	5	2	1	7	1	0	1	0	0	0	0	0	6-5	6-4	3	6.91
Mar 02	NORTHERN ILLINOIS	9.0	8	6	5	4	4	2	0	1	0	0	0	1	0	4-6	6-5	3	6.73
Mar 03	NORTHERN ILLINOIS	7.0	4	1	0	5	7	0	0	0	1	0	2	2	0	14-1	7-5	3	6.26
Mar 06	AKRON	9.0	10	8	8	5	16	1	0	1	2	0	1	0	0	19-8	8-5	3	6.40
*Mar 08	at Kansas State	8.0	9	4	4	6	6	1	0	2	0	0	0	0	0	0-4	8-6	3	6.27
*Mar 09	at Kansas State	9.0	10	7	6	10	7	2	0	0	0	0	0	2	0	11-7	9-6	3	6.25
*Mar 10	at Kansas State	11.1	19	14	13	6	7	3	0	4	2	0	0	1	1	13-14	9-7	3	6.59
Mar 12	WESTERN ILLINOIS	9.0	13	12	7	9	9	3	0	1	1	0	3	0	0	11-12	9-8	3	6.61
Mar 13	WESTERN ILLINOIS	9.0	4	3	2	4	10	1	0	0	1	0	0	0	0	8-3	10-8	3	6.35
*Mar 15	KANSAS	9.0	15	14	14	13	5	4	0	0	2	0	0	0	0	4-14	10-9	3	6.76
*Mar 16	KANSAS	9.0	2	0	0	2	8	1	0	0	0	0	1	0	0	1-0	11-9	4	6.41
*Mar 17	KANSAS	9.0	6	1	1	2	8	1	0	1	0	0	0	1	0	10-1	12-9	5	6.15
Mar 20	at Miami	9.0	5	3	2	1	8	0	0	0	1	0	3	0	0	11-3	13-9	5	5.95
Mar 22	at Saint Louis	8.0	17	14	13	1	2	2	0	3	0	0	2	0	0	12-14	13-10	5	6.30
Mar 23	at Saint Louis	9.0	8	4	4	4	5	2	0	0	2	0	3	3	0	13-4	14-10	5	6.20
Mar 24	at Saint Louis	9.0	8	3	3	4	5	0	0	1	0	0	2	2	0	8-3	15-10	6	6.07
Mar 26	at Louisville	8.0	15	11	11	5	7	3	2	3	0	0	0	0	0	5-11	15-11	6	6.29
*Mar 28	at Baylor	9.0	9	3	3	1	12	1	0	0	1	0	0	1	0	8-3	16-11	6	6.17
*Mar 29	at Baylor	8.0	9	8	8	5	6	4	1	1	0	0	4	2	0	6-8	16-12	6	6.26
*Mar 30	at Baylor	8.0	13	9	9	6	3	2	0	1	1	0	2	2	0	2-9	16-13	6	6.38
*Apr 05	TCU	9.0	8	2	2	1	8	2	0	1	0	0	2	1	0	4-2	17-13	6	6.23
*Apr 06	TCU	9.0	3	2	2	4	11	1	0	0	1	0	2	0	0	6-2	18-13	7	6.09
*Apr 07	TCU	7.0	6	2	2	0	9	3	0	1	0	0	0	1	0	13-2	19-13	7	6.00
Apr 09	vs Xavier	9.0	5	2	2	2	10	1	0	1	1	0	0	1	0	5-2	20-13	8	5.87
*Apr 12	at Oklahoma State	9.0	7	8	8	9	13	2	0	1	0	0	0	0	3	4-8	20-14	8	5.94
*Apr 13	at Oklahoma State	8.0	10	12	11	6	12	1	1	2	0	0	1	1	0	5-12	20-15	8	6.11
*Apr 14	at Oklahoma State	8.0	14	10	10	5	9	3	0	5	0	0	0	0	1	6-10	20-16	8	6.24
Apr 16	EASTERN KENTUCKY	8.0	8	2	2	3	11	3	0	0	0	0	0	1	0	12-2	21-16	8	6.14
Apr 17	XAVIER	9.0	7	6	6	5	7	1	0	2	1	0	3	1	0	4-6	21-17	8	6.14
*Apr 19	HOUSTON	9.0	9	4	4	7	11	1	0	0	0	0	0	1	0	6-4	22-17	9	6.08
*Apr 20	HOUSTON	9.0	8	4	3	6	8	1	0	0	1	0	0	2	0	5-4	23-17	9	6.00
*Apr 21	HOUSTON	9.0	13	8	8	6	6	1	0	3	2	0	1	1	0	5-8	23-18	9	6.05
*Apr 26	at UCF	9.0	4	4	4	3	11	0	0	1	0	1	1	1	0	9-4	24-18	9	6.00
*Apr 27	at UCF	8.0	13	5	5	4	6	1	0	1	1	0	0	0	1	2-5	24-19	9	5.99
*Apr 28	at UCF	9.0	7	2	2	3	8	0	0	1	1	0	1	0	0	8-2	25-19	10	5.90
Apr 30	at Ohio State	8.0	14	12	11	5	11	1	2	1	1	0	4	2	0	6-12	25-20	10	6.03
*May 03	WEST VIRGINIA	9.0	7	5	5	4	5	0	0	4	0	0	0	0	0	4-5	25-21	10	6.01
*May 04	WEST VIRGINIA	9.0	7	4	4	3	12	1	0	2	0	0	0	2	0	10-4	26-21	10	5.96
*May 05	WEST VIRGINIA	9.0	6	2	2	3	8	3	0	0	0	0	1	2	0	8-2	27-21	10	5.88
*May 09	at BYU	9.0	7	5	5	4	11	2	0	2	1	0	0	1	0	9-5	28-21	10	5.86
*May 10	at BYU	9.0	7	2	2	5	10	1	0	1	0	0	0	1	0	4-2	29-21	11	5.78
*May 11	at BYU	9.0	11	5	4	5	8	5	0	0	2	0	0	0	0	12-5	30-21	11	5.74
*May 16	OKLAHOMA	9.0	16	14	12	3	5	2	2	1	0	2	3	1	0	6-14	30-22	11	5.87
*May 16	OKLAHOMA	9.0	13	12	5	3	6	2	1	1	0	0	1	1	0	8-12	30-23	11	5.85
*May 17	OKLAHOMA	9.0	10	6	5	6	8	4	0	1	1	0	0	1	0	10-6	31-23	11	5.83
May 21	vs UCF	11.0	14	6	6	4	8	1	1	3	3	0	1	0	0	5-6	31-24	11	5.81
May 22	vs Texas	9.0	12	7	7	3	6	3	0	1	2	0	1	0	0	8-7	32-24	11	5.83
May 23	vs Texas Tech	9.0	8	10	9	4	3	2	0	0	2	0	4	2	0	5-10	32-25	11	5.89
Totals		498.0	536	369	326	254	465	101	12	71	39	3	69	47	6	423-369	32-25	11	5.89

2024 Cincinnati Baseball Games Summary for Cincinnati (as of May 28, 2024) (All games)

Score by innings	1	2	3	4	5	6	7	8	9	EX	Total
Cincinnati	59	50	54	46	38	55	57	44	18	2	423
Opponents	56	47	40	45	39	50	34	36	14	8	369

Record when ...

Overall	32-25	After 6 leading	26-4
Conference	17-13 trailing	6-19
Non-Conference	15-12 tied	0-2
Home games	18-8	After 7 leading	25-2
Away games	10-15 trailing	2-19
Neutral site	4-2 tied	2-4
Day games	27-17	After 8 leading	27-1
Night games	5-8 trailing	0-21
vs Left starter	8-8 tied	1-3
vs Right starter	24-17		
1-Run games	5-4	Hit 0 home runs	13-7
2-Run games	3-6	... 1 home run	8-8
5+Run games	18-9	... 2+ home runs	11-10
Extra innings	0-3		
Shutouts	1-1	Opponent 0 home runs	14-2
	 1 home run	14-11
Scoring 0-2 runs	1-4 2+ HRs	4-12
..... 3-5 runs	4-11		
..... 6-9 runs	13-7	Made 0 errors	15-6
..... 10+ runs	14-3 1 error	11-9
	 2+ errors	6-10
Opponent 0-2 runs	12-0		
..... 3-5 runs	15-3	Opp. made 0 errors	10-11
..... 6-9 runs	5-8 1 error	11-6
..... 10+ runs	0-14 2+ errors	11-8
Scored in 1st inning	16-12	Out-hit opponent	27-7
Opp. scored in 1st	5-14	Out-hit by opponent	5-18
Scores first	23-12	Hits are tied	0-0
Opp. scores first	9-13		

Record when team scores:

Runs	0	1	2	3	4	5	6	7	8	9	10+
W-L	0-1	1-0	0-3	0-1	2-5	2-5	4-5	0-0	6-1	3-1	14-3

Record when opponent scores:

Runs	0	1	2	3	4	5	6	7	8	9	10+
W-L	1-0	2-0	9-0	5-0	5-1	5-2	2-3	2-0	1-4	0-1	0-14

Record when leading after:

Inn.	1	2	3	4	5	6	7	8
W-L	13-6	18-4	24-5	22-7	24-5	26-4	25-2	27-1

Record when trailing after:

Inn.	1	2	3	4	5	6	7	8
W-L	2-12	5-15	3-16	8-16	7-16	6-19	2-19	0-21

Record when tied after:

Inn.	1	2	3	4	5	6	7	8
W-L	17-7	9-6	5-4	2-2	1-4	0-2	2-4	1-3

Current losing streak: 1

Longest winning streak: 5

Longest losing streak: 3

Home attendance : 19027 (25 dates avg = 761)

Away attendance : 48020 (31 dates avg = 1549)

Total attendance: 67047 (56 dates avg = 1197)

2024 Cincinnati Baseball
Miscellaneous Stats for Cincinnati (as of May 28, 2024)
(All games)

STARTERS SUMMARY

Player	GS	Position											Batting Order								
		p	c	1b	2b	3b	ss	lf	cf	rf	of	dh	1st	2nd	3rd	4th	5th	6th	7th	8th	9th
2 Cross, Kerringt	57	56	1	27	1	20	5	3	1	.	.	.
41 Kross, Josh	57	.	23	28	6	.	.	25	27	5
44 O'Connor, Tom	52	.	.	29	23	.	35	1	2	7	1	4	2	.
22 Hegemann, Jos	49	15	20	14	.	.	3	10	3	2	16	10	1	1	3
8 Brooks, Lauden	49	.	.	.	22	.	21	6	13	10	.	1	2	9	9	5	.
14 Vidourek, Land	43	1	.	42	8	.	.	1	12	1	21
5 Jessee, Hunter	42	37	.	.	.	5	.	.	.	18	4	9	10	1	.
3 Michelle, Chris	42	.	.	.	6	.	25	11	1	.	.	2	9	10	3	7	10
42 Pearson, Dalto	37	37	.	.	.	13	1	4	19
0 Jones, Alec	31	.	31	5	24	2
31 Sefcik, Luke	27	.	.	.	20	.	.	3	.	1	.	3	.	1	.	.	8	9	2	7	.
11 Taylor, Nathan	16	16
32 Boba, Tommy	15	15
9 Guidry, Kamero	11	10	1	2	5	2	.	2
6 Palmieri, Max	11	.	.	.	9	1	1	1	2	6	2	.
45 Garula, Brende	8	8
27 Logue, Seth	8	8
33 Coulter, Bradle	4	4
15 Klingenberg, K	3	.	3	1	2	.
26 Horst, Chase	3	3
10 Harting, Cole	2	1	.	.	.	1	1	1	.
29 Marsh, Carson	1	1
28 Hugus, Griffin	1	1
16 Conte, Michael	1	1

**2024 Cincinnati Baseball
Season Game Highs for Cincinnati (as of May 28, 2024)
(All games)**

TEAM GAME HIGHS

Batting

At bats:	51	-	at Kansas State (Mar 10, 2024)
Runs scored:	19	-	vs Akron (Mar 06, 2024)
Hits:	20	-	at Kansas State (Mar 10, 2024)
RBI's:	17	-	vs Akron (Mar 06, 2024)
Doubles:	7	-	vs Northern Illinois (Mar 01, 2024)
Triples:	2	-	vs Western Illinois (Mar 12, 2024)
	2	-	at BYU (May 09, 2024)
Home runs:	8	-	at Saint Louis (Mar 22, 2024)
Total bases:	36	-	at Saint Louis (Mar 22, 2024)
Walks:	12	-	vs Northern Illinois (Mar 02, 2024)
	12	-	vs Western Illinois (Mar 12, 2024)
Strikeouts:	16	-	at Oklahoma State (Apr 12, 2024)
Sac hits:	1	-	(12 times)
Sac flies:	2	-	(4 times)
Stolen bases:	10	-	at Saint Louis (Mar 23, 2024)
Hit by pitch:	5	-	vs West Virginia (May 03, 2024)
Caught stealing:	2	-	vs NKU (Feb 20, 2024)
Runners LOB:	17	-	vs Northern Illinois (Mar 02, 2024)
Hit into DP:	4	-	at BYU (May 10, 2024)

Fielding

Putouts:	34	-	at Kansas State (Mar 10, 2024)
Assists:	17	-	at Kansas State (Mar 09, 2024)
Errors:	4	-	at Coastal Carolina (Feb 25, 2024)
Passed balls:	2	-	at Kansas State (Mar 10, 2024)
DPs turned:	3	-	at Xavier (Feb 27, 2024)
	3	-	at Saint Louis (Mar 23, 2024)

Pitching

Innings pitched:	11.1	-	at Kansas State (Mar 10, 2024)
Runs allowed:	25	-	at Coastal Carolina (Feb 25, 2024)
Earned runs:	14	-	vs Kansas (Mar 15, 2024)
Walks allowed:	13	-	vs Kansas (Mar 15, 2024)
Strikeouts:	16	-	vs Akron (Mar 06, 2024)
Hits allowed:	19	-	at Kansas State (Mar 10, 2024)
Doubles allowed:	5	-	at Xavier (Feb 27, 2024)
	5	-	at BYU (May 11, 2024)
Triples allowed:	2	-	at Louisville (Mar 26, 2024)
	2	-	at Ohio State (Apr 30, 2024)
	2	-	vs Oklahoma (May 16, 2024)
Homers allowed:	5	-	at Oklahoma State (Apr 14, 2024)
Wild pitches:	3	-	vs UCF (May 21, 2024 at Arlington, Texas)
Hit batters:	8	-	at Coastal Carolina (Feb 25, 2024)

2024 Cincinnati Baseball
Season Game Highs for Cincinnati (as of May 28, 2024)
(All games)

INDIVIDUAL GAME HIGHS

Batting

At bats:	6	-	(14 times)
Runs scored:	4	-	Cross, Kerrington vs Illinois (Feb 24, 2024 at Conway, S.C.)
	4	-	Cross, Kerrington vs Akron (Mar 06, 2024)
	4	-	Brooks, Lauden at Saint Louis (Mar 23, 2024)
Hits:	4	-	(5 times)
RBIs:	6	-	Kross, Josh vs Northern Illinois (Mar 03, 2024)
	6	-	Brooks, Lauden at BYU (May 11, 2024)
Doubles:	2	-	(8 times)
Triples:	1	-	(11 times)
Home runs:	3	-	Kross, Josh at Saint Louis (Mar 22, 2024)
Total bases:	12	-	Kross, Josh at Saint Louis (Mar 22, 2024)
Walks:	3	-	(11 times)
Strikeouts:	4	-	Cross, Kerrington at Baylor (Mar 28, 2024)
	4	-	Brooks, Lauden at Oklahoma State (Apr 12, 2024)
	4	-	O'Connor, Tommy at BYU (May 09, 2024)
Sac hits:	1	-	(12 times)
Sac flies:	2	-	Guidry, Kameron vs Northern Illinois (Mar 03, 2024)
Stolen bases:	3	-	Sefcik, Luke vs Northern Illinois (Mar 03, 2024)
	3	-	Brooks, Lauden vs Western Illinois (Mar 12, 2024)
	3	-	Pearson, Dalton vs TCU (Apr 06, 2024)
Hit by pitch:	2	-	(8 times)
Caught stealing:	1	-	(16 times)
Runners LOB:	5	-	(6 times)

Fielding


Putouts:	15	-	O'Connor, Tommy vs Western Illinois (Mar 13, 2024)
Assists:	7	-	Cross, Kerrington vs Western Illinois (Mar 12, 2024)
	7	-	Brooks, Lauden at Saint Louis (Mar 23, 2024)
Errors:	2	-	(7 times)
Passed balls:	2	-	Jones, Alec at Kansas State (Mar 10, 2024)

Pitching


Innings pitched:	8.0	-	Boba, Tommy vs Kansas (Mar 16, 2024)
Runs allowed:	9	-	Logue, Seth at Saint Louis (Mar 22, 2024)
Earned runs:	9	-	Logue, Seth at Saint Louis (Mar 22, 2024)
Walks allowed:	5	-	Taylor, Nathan at Kansas State (Mar 09, 2024)
Strikeouts:	10	-	Taylor, Nathan vs Illinois (Feb 24, 2024 at Conway, S.C.)
Hits allowed:	11	-	Logue, Seth at Saint Louis (Mar 22, 2024)
Doubles allowed:	3	-	(4 times)
Triples allowed:	2	-	Taylor, Nathan vs Oklahoma (May 16, 2024)
Homers allowed:	4	-	Boba, Tommy at Coastal Carolina (Feb 25, 2024)
	4	-	Logue, Seth vs West Virginia (May 03, 2024)
Wild pitches:	2	-	Hugus, Griffin at BYU (May 11, 2024)
	2	-	Logue, Seth vs UCF (May 21, 2024 at Arlington, Texas)
	2	-	Marsh, Carson vs Texas (May 22, 2024 at Arlington, Texas)
Hit batters:	2	-	(9 times)

2025 CINCINNATI BASEBALL

HEADSHOT ROSTER



PARKER MCDANIELS
C | R/R | Delaware, Ohio




KERRINGTON CROSS
INF | R/R | Brownsburg, Ind.



CHRISTIAN MITCHELLE
INF/RHP | R/R | Romeoville, Ill.



DONOVAN FORD
OF | R/R | Greenville, S.C.




DAWSON HOKUF
1B/C | L/R | Edmond, Okla.



LUKE SEFTIK
INF | R/R | Palos Heights, Ill.



JACK NATILI
C | R/R | Venetia, Pa.



LAUDEN BROOKS
INF | R/R | Cincinnati, Ohio



MAXTON POLAD
OF | R/R | Frankfort, Ill.




KEEGAN ALLEN
RHP | R/R | Rogers, Ark.




NATHAN TAYLOR
RHP | R/R | Amelia, Ohio




BRANDON SCHEURER
RHP/UTL | L/R | Ioni, Mich.




LANDYN VIDOUREK
OF | L/R | Hamilton, Ohio



KORY KLINGENBECK
C | S/R | Cincinnati, Ohio



MICHAEL CONTE
RHP | R/R | Cincinnati, Ohio



RODNEY SHULTZ
RHP | R/R | Tyrone, Pa.




MAX BERGMANN
RHP | R/R | Georgetown, Ind.




CHARLIE NIEHAUS
INF | R/R | West Chester, Ohio




JOSH ULERY
INF | R/R | Latrobe, Pa.




CAL SEFTIK
UTL | R/R | Palos Heights, Ill.



LOUIS PERONA
OF | L/R | Chicago, Ill.



BRENDIN OLIVER
RHP | R/R | Mooresville, Ind.



CARTER EARLS
LHP | L/L | Middletown, Ohio




QUINTON COATS
UTL | R/R | Olathe, Kan.



CHASE HORST
LHP | L/L | Lititz, Pa.




ERIC DE COSTA
RHP/INF | R/R | North Aurora, Ill.



GAVIN BREWER
C | R/R | Knoxville, Tenn.




CARSON MARSH
RHP | R/R | West Chester, Ohio



RYAN TYRANSKI
1B | L/R | Birmingham, Mich.




ADAM BUCZKOWSKI
RHP | R/R | Carmel, Ind.




TOMMY BOBA
RHP | R/R | Wheaton, Ill.



BRADLEY COULTER
RHP | R/R | Taylorsville, Ky.



TY BARNETT
LHP | L/L | Athens, Tenn.




JOEL PINEIRO
RHP | R/R | Miami, Fla.



HUDSON JOHNSON
LHP | L/L | Prior Lake, Minn.




ADAM MRAIKITSCH
LHP | L/L | Howell, Mich.




DERRICK PITTS
OF | R/R | St. Louis, Mo.




TOMMY O'CONNOR
1B | L/L | Martinsville, Ind.




BRENDEN GARULA
LHP | R/L | Mason, Ohio




BRUCE KOCH
RHP | R/R | Barrington, Ill.



KELLEN O'CONNOR
LHP | L/L | Portland, Ore.



MICHAEL FLISS
RHP | R/R | Indianapolis, Ind.



ASCHER DENT
1B/OF | L/L | Galena, Ohio