




















## 5-5 (0-0 American Athletic)

	2/8	Ohio State	L	6-16
	2/10	Kent State	W	19-8
	2/15	Marquette	W	22-18
	2/20	at Virginia Tech [23]	L	8-19
	2/24	Detroit Mercy	W	18-8
	3/1	at Central Michigan	L	ot 11-12
	3/4	at Michigan [20]	L	9-19
	3/14	at Louisville	L	12-18
	3/22	San Diego State	W	17-11
	3/24	Gardner-Webb	W	22-9
	3/30	UConn •		11 am
	4/2	Butler	WEAR RED	12 pm
	4/6	at ECU •		12 pm
	4/13	Temple •	WEAR WHITE	12 pm
	4/20	Vanderbilt •		1 pm
	4/25	at Stetson		3 pm
	4/27	at Florida •		12 pm
	5/2	AAC Semifinals <sup>1</sup>		TBD
	5/4	AAC Final <sup>1</sup>		TBD

All games times are ET and subject to change  
 All home UC games played at Gettler Stadium  
 [#] IWLCA national ranking at the time of the game  
 • - American Athletic Conference game  
 1 - AAC Tourney at Sheakley Athletic Complex (Cincinnati)



## GAME #11

### UConn HUSKIES

#### Opponent Info

2019 Record (AAC) 2-8 (0-0)

#### Game Info

Date / Time Saturday, March 30 / 11:00 AM  
 Venue Gettler Stadium (Cincinnati)  
 Stream BearcatsTV via GoBearcats.com  
 Live Stats GoBearcats.com

#### Series Information

Series - Overall CON leads, 10-0  
 Streak CON, W10  
 Last Time CIN 8:20 at CON (4/13/18)  
 Series - at Cincinnati CON leads, 5-0  
 Streak CON, W5  
 Last Time CON 18:11 at CIN (4/15/17)

#### Per Game Statistics

	Stat	AAC	NCAA
Scoring Offense (G/gm)	10.20	5 <sup>th</sup>	89 <sup>th</sup>
Scoring Defense (GA/gm)	14.30	6 <sup>th</sup>	103 <sup>rd</sup>
Ground Balls	18.70	5 <sup>th</sup>	54 <sup>th</sup>
Caused Turnovers	6.60	5 <sup>th</sup>	106 <sup>th</sup>
Draw Controls	13.10	4 <sup>th</sup>	44 <sup>th</sup>

## Inaugural AAC Game Awaits Lacrosse Saturday at Home Bearcats set to face UConn in first American Athletic Conference game

### // THE OPENING DRAW

Currently riding a two-game winning streak, the University of Cincinnati lacrosse team will play host to UConn this weekend as the two teams will meet in the inaugural American Athletic Conference game with the opening draw set for 11 a.m. Saturday at Gettler Stadium in Cincinnati. The Bearcats (5-5) and Huskies (2-8) will be the first AAC game started in the history of the league with Florida at Temple starting their contest at noon Saturday in Philadelphia.

### // JOINING IN

Saturday's game will be the first for the Bearcats as members of the American Athletic Conference, which was formed last fall and began play this year with members including UC, UConn, ECU, Temple, Florida and Vanderbilt. With its inclusion into the conference, all 19 varsity teams at UC are now members of the AAC.

### // FOLLOW US

GoBearcats.com is your one-stop destination for all things UC Athletics. Socially, the team can also be followed on Facebook, Twitter and Instagram with all using the handle GoBearcatsLAX. Head Coach Gina Thomas (@GinaOliverUC) also can be followed on Twitter.

### // GOING LIVE

All 10 home games on the schedule this season will be streamed live by BearcatsTV will all airing free of charge. Visit the lacrosse schedule page on GoBearcats.com and click WATCH next to the game you want to view. A link for live stats can be found on the schedule as well.

### // EXPERIENCE UC

Once again in 2019, all home games will be part of the Experience UC initiative, which is geared toward inviting the community to campus to see firsthand the great things about and surrounding the university. Experience UC includes complimentary admission for patrons attending women's basketball, lacrosse, volleyball, women's tennis, men's and women's soccer, swimming and diving and track and field home events.

### // QUICK SHOTS

- Cincinnati, in the midst of a four-game home stand, is 5-5 overall and after winning the last two games played, including a 17-11 win over San Diego State and a 22-9 win over Gardner-Webb last weekend
- Following the weekend, Monica Borzillo (attacker of the week), Kylie Nause (freshman) and Alyssa Adams (Honor Roll) were all recognized by the American Athletic Conference for their play
- UC is averaging 14.40 goals per game this year and have scored 17 or more goals in all five of its wins
- The 39 goals scored last weekend are the second-most tallied in back-to-back games in program history after the Bearcats scored 41 earlier this year (19 vs. Kent State & 22 vs. Marquette)
- UC is set to play its first AAC contest this weekend, joining the rest of the Bearcats' varsity teams in the AAC
- The last time UC opened play in a new conference was March 27, 2009, an 11-9 loss at UConn in UC's first game as a member of the Big East
- UC has a 5-1 home record this year which ties the program record for season home victories
- UC tallied seven hat tricks over the weekend to bring its total to 25 on the year, the most in a single season in program history with seven regular season contests remaining



## FOLLOW US



GoBearcatsLAX  
GoBearcats



## MEDIA RELATIONS

### UC ATHLETICS COMMUNICATIONS

Lacrosse Contact	Alex Ryan
Email	alex.ryan@uc.edu
Phone - Cell	(513) 623-9992
Phone - Office	(513) 556-5181
Twitter	@al3xryan
Mailing Address	UC Athletics Communications Richard E. Lindner Center 2751 O'Varsity Way, Suite 860 Cincinnati, Ohio 45221-0021



GoBEARCATS.com

## BEARCATS NOTES // WEEK #7 • Inaugural AAC Game vs. UConn

### // NEW BEGINNING

Saturday is shaping up to be a historically day. With an 11 a.m. start time (Florida at Temple starts at noon), the Bearcats and Huskies have the chance to record many firsts in the history of the AAC, such as first goal, assist, point, etc., in conference play.

### // SCOUTING: UCONN

The Huskies enter the weekend with a 2-8 record after defeating visiting Bryant, 15-8, Tuesday night and are 0-4 on the road in 2019. UConn is led in scoring by Sydney Watson, who has 33 points on 24 goals and nine assists while Olivia Miles (21) and Caitlin Leary (14) have each scored double-digit goal totals. Defensively, Grace Beshlian has played the most minutes of the two goalies and holds a 13.55 goals against average and a .461 save percentage after allowing 90 goals and stopping 77 shots in her eight games played.

### // SERIES HISTORY: BEARCATS vs. HUSKIES

UConn holds a 10-0 lead in the all-time series with 5-0 records in games played in Cincinnati and Storrs. The last time the two teams met, the Huskies won, 20-8, on their home turf (4/13/18). The last time the series was held in Cincinnati, the Bearcats fell, 18-11 (4/15/17).

### // IT'S YOU AGAIN!

Not only have the Bearcats and Huskies met 10 times previously, but Saturday's game will mark the second time the two teams have met in UC's first game as a member of a conference. The first meeting between the two sides came March 27, 2009, with UConn handing UC an 11-9 loss in Storrs, Conn., in the Bearcats' first game as a member of the Big East (UC was an independent in 2008).

### // QUICK RECAP: HOME SWEEPING

- Cincinnati swept both games it played last week, winning 17-11 over San Diego State and 22-9 over Gardner-Webb with both games played at home
- Against the Aztecs, Adams (4), Borzillo (4) and Nause (3) each scored hat tricks to power UC to a win and just the second loss of the year for SDSU
- Jennie Finotti added two goals for her first multiple-goal game at UC
- Amanda Fess earned a spot in the starting lineup, marking the first time all three Fess Triplets earned a spot in the starting lineup at the same time at UC
- Against the Runnin' Bulldogs, UC tied a school-record with 22 goals as four tallied hat tricks, including Borzillo (6), Nause (4), Napoletano (3) and Adams (3)
- The Bearcats recorded 32 points, the second-highest total in a single game in program history
- Three freshmen saw their first playing time, including Brooke Holmstrom, Isabelle Lejeune and Anna Platou

### // THREE AWARDS

Following the weekend, a trio of Bearcats received recognition from the AAC, including Monica Borzillo being named the AAC Attacker of the Week; Kylie Nause being named the AAC Freshman of the Week; and Alyssa Adams earning a spot on the Honor Roll.

### // DOUBLE-TRIPLE

Borzillo, who tallied 14 points on 10 goals and four assists in the two games, earned her third attacker of the week accolade from the AAC this year, tying her with Florida's Lindsey Ronbeck for the most attacker awards earned this season. Additionally, Borzillo has now earned three attacker awards in two conferences after she earned a trio of recognitions last year in the Big East.

### // 2019 BEARCATS • NUMERICAL ROSTER

No.	Name	Pos.	Ht.	Class	Hometown / High School [Last School]
0	Madison Foery	G	5-2	Jr.	Washington, D.C. / Georgetown Visitation Preparatory
2	Maria Collacchi	A	5-2	Sr.	Parkton, Md. / Hereford
3	Taylor Kozloski	D	5-8	Jr.	Glenview, Ill. / Loyola Academy
4	Zoe Antona	M	5-4	Fr.	Roswell, Ga. / Roswell
5	Kate Carney	A	5-4	So.	Alexandria, Va. / Bishop Ireton
6	Kylie Nause	M	5-11	Fr.	Phoenix, Md. / Hereford
7	Haley Brady	M	5-7	So.	Cleveland, Ohio / Shaker Heights
8	Ali Mazzola	A	5-6	So.	Chagrin Falls, Ohio / Chagrin Falls
9	Monica Borzillo	A	5-5	Jr.	Devon, Pa. / Conestoga
10	Jennie Finotti	A	5-6	So.	Westerville, Ohio / St. Francis DeSalles
11	Morgan Dukes	D	5-4	So.	Bowie, Md. / Elizabeth Seton
12	Gianna Napoletano	A	5-5	Jr.	Hillsborough, N.J. / Hillsborough
14	Amanda Donovan	M	5-10	Sr.	Ellicott City, Md. / Mount de Sales Academy
15	Camille Johnston	M	5-6	Fr.	West Chester, Ohio / Lakota West
16	Anna Platou	M	5-6	Fr.	Naperville, Ill. / Naperville North
17	Brooke Holmstrom	A	5-7	Fr.	Canton, Ga. / Creekview
18	Kate McLoughlin	M	5-4	Fr.*	Medford Lakes, N.J. / Shawnee
19	Adrianna Fess	D	5-2	Jr.	Fayetteville, N.Y. / Christian Brothers Academy
20	Alexandra Fess	D	5-2	Jr.	Fayetteville, N.Y. / Christian Brothers Academy
21	Amanda Fess	M	5-2	Jr.	Fayetteville, N.Y. / Christian Brothers Academy
22	Isabelle Lejeune	D	5-4	Fr.	Williamsburg, Va. / Walsingham Academy
23	Sam Milkv	M	5-6	Jr.*	Berlin, N.J. / Eastern Regional
24	Kate Brocato	G	5-8	Fr.	Baltimore, Md. / Garrison Forest School
28	Taylor Gysin	A	5-8	So.	Cazenova, N.Y. / Nobelsville (Ind.)
29	Jayde Sains	M	5-4	Sr.	East Islip, N.Y. / North Babylon [LIU-Brooklyn]
30	Alyssa Adams	M	5-7	So.	York, Pa. / Red Lion Area Senior
35	Lauren Harrison	A	5-4	So.	Oxnard, Calif. / Agoura [Mount St. Mary's]
40	Giuliana Durso	G	5-4	Sr.	Mendham, N.J. / West Morris Mendham

### // 2019 BEARCATS • ALPHABETICAL ROSTER

No.	Name	Pos.	Ht.	Class	Hometown / High School [Last School]
30	Alyssa Adams	M	5-7	So.	York, Pa. / Red Lion Area Senior
4	Zoe Antona	M	5-4	Fr.	Roswell, Ga. / Roswell
9	Monica Borzillo	A	5-5	Jr.	Devon, Pa. / Conestoga
7	Haley Brady	M	5-7	So.	Cleveland, Ohio / Shaker Heights
24	Kate Brocato	G	5-8	Fr.	Baltimore, Md. / Garrison Forest School
5	Kate Carney	A	5-4	So.	Alexandria, Va. / Bishop Ireton
2	Maria Collacchi	A	5-2	Sr.	Parkton, Md. / Hereford
14	Amanda Donovan	M	5-10	Sr.	Ellicott City, Md. / Mount de Sales Academy
11	Morgan Dukes	D	5-4	So.	Bowie, Md. / Elizabeth Seton
40	Giuliana Durso	G	5-4	Sr.	Mendham, N.J. / West Morris Mendham
19	Adrianna Fess	D	5-2	Jr.	Fayetteville, N.Y. / Christian Brothers Academy
20	Alexandra Fess	D	5-2	Jr.	Fayetteville, N.Y. / Christian Brothers Academy
21	Amanda Fess	M	5-2	Jr.	Fayetteville, N.Y. / Christian Brothers Academy
10	Jennie Finotti	A	5-6	So.	Westerville, Ohio / St. Francis DeSalles
0	Madison Foery	G	5-2	Jr.	Washington, D.C. / Georgetown Visitation Preparatory
28	Taylor Gysin	A	5-8	So.	Cazenova, N.Y. / Nobelsville (Ind.)
35	Lauren Harrison	A	5-4	So.	Oxnard, Calif. / Agoura [Mount St. Mary's]
17	Brooke Holmstrom	A	5-7	Fr.	Canton, Ga. / Creekview
15	Camille Johnston	M	5-6	Fr.	West Chester, Ohio / Lakota West
3	Taylor Kozloski	D	5-8	Jr.	Glenview, Ill. / Loyola Academy
22	Isabelle Lejeune	D	5-4	Fr.	Williamsburg, Va. / Walsingham Academy
8	Ali Mazzola	A	5-6	So.	Chagrin Falls, Ohio / Chagrin Falls
18	Kate McLoughlin	M	5-4	Fr.*	Medford Lakes, N.J. / Shawnee
23	Sam Milkv	M	5-6	Jr.*	Berlin, N.J. / Eastern Regional
12	Gianna Napoletano	A	5-5	Jr.	Hillsborough, N.J. / Hillsborough
6	Kylie Nause	M	5-11	Fr.	Phoenix, Md. / Hereford
16	Anna Platou	M	5-6	Fr.	Naperville, Ill. / Naperville North
29	Jayde Sains	M	5-4	Sr.	East Islip, N.Y. / North Babylon [LIU-Brooklyn]

### // 2018 BEARCATS COACHING & SUPPORT STAFF

Head Coach	Gina Thomas (Oliver)	7th Year	Ohio State (2005)
Assistant Coach	Shannon Witzel	7th Year	Towson (2007)
Assistant Coach	Caitlin Prince	1st Year	Duquesne (2014)
Student Manager	Ryan Norris		
Athletic Trainer	Jordan Bellomy, ATC		

// 2019 AMERICAN ATHLETIC STANDINGS (as of March 25, 2019)

School	CONF	Win%	O'rall	Win%	Home	Away	Neut.	Strk.
Vanderbilt	0-0	.000	8-2	.800	5-0	3-2	0-0	W1
Cincinnati	0-0	.000	5-5	.500	5-1	0-4	0-0	W2
ECU	0-0	.000	5-6	.455	3-2	2-4	0-0	L5
Florida	0-0	.000	4-6	.400	0-4	4-2	0-0	W1
Temple	0-0	.000	3-7	.300	0-4	3-3	0-0	L3
UConn	0-0	.000	2-8	.200	2-3	0-5	0-0	W1

y - clinched AAC Tournament berth (Top 4 teams qualify to Cincinnati, May 2 & 4) // x - eliminated from AAC Tournament contention // (#) AAC Tournament seed

**// TALE OF TWO FIVES**  
Nause, who earned the rookie award for the second week in a row and the third time in four weeks, posted a pair of hat tricks over the weekend, including three goals against San Diego State and four against Gardner-Webb while adding one assist each game, the first of her career. Looking at her first 10 college games, it has been a tale two fives: she scored two goals in her first five games before scoring 17 in the last five, including five hat tricks in a row.

**// AMONG THE TOP ROOKIES**  
With Nause finding her scoring touch recently, she not only has climbed the ranks to third on the team in goals (19), but she also is currently one of the top scorers among rookies in the AAC. Overall, her 19 goals is the most among freshmen in the league (Camryn Pennypacker of ECU is second with 15) while ranking second in points with 21 (ECU's Hannah Rzempoluch leads with 23).

**// RUNNING TOTAL**  
With the two awards this week, the Bearcats have earned a total of eight accolades so far this year and have had at least one honoree each week the team has played. Along with the double awards for Borzillo, Gysin and Nause, two others have earned one award each as Alyssa Adams was named the midfielder of the week (Feb. 19) and Sam Mlky earned a spot on the Honor Roll (Feb. 12).

**// BACK-TO-BACK SCORING**  
Over the weekend, the Bearcats scored 17 against San Diego State and 22 against Gardner-Webb, totaling a combined 39 goals for the back-to-back contests. That total is the second-highest back-to-back scoring output in program history behind only the 41 scored earlier this year in wins over Kent State (19) and Marquette (22). Additionally, the 39 goals scored mark just the fifth time in program history the Bearcats have scored 30+ in back-to-back games and the fourth time in the last three years. The first time it happened was in 2012 before UC making it happen once each in 2017 and 2018 before the two occurrences this season.

**// GOOOOOOOOOOAL!**  
With their 22 goals scored Sunday against the Runnin' Bulldogs, the Bearcats have now scored 20 or more goals in a game twice this year after also scoring 22 against Marquette earlier. While both goal totals tied the program record for goals in a game, Sunday's output marked the seventh time in UC history the team has tallied 20 or more in a contest. Additionally, UC has only scored 20 or more in two games in the same season twice: this year and in 2017 when it tallied a pair of 21-goal games.

**// MOST WINS • PART I**  
With the two wins over the weekend, UC now stands 5-5 this year with seven more regular season games to be played. With five wins already, the Bearcats have won five or more games in a season for the seventh time in 12 years while posting five or more for the third year in a row, a first for the program. Since the start of the 2017 season, the Bearcats have won six, a program record eight, and now five.

**// MOST WINS • PART II**  
The five wins, all of which have come at home in 2019, also adds a bit of history as the Bearcats have tied the program record for home wins in a season and four more regular season games on the slate. Combined with the five won last year, UC has won 10 home games in a two-year span for the first time in program history with those wins surpassing the previous best two-year stretch of nine wins accumulated in the 2017 and 2018 seasons.

**// TRY THESE HATS ON FOR SIZE**  
Over the weekend, the Bearcats recorded seven individual hat tricks, including three against the Aztecs and four against the Runnin' Bulldogs, to bring the team's season total to 25, the most in a single season in program history. The previous record was 24, which was recorded in 2017. The 25 also marks just the fourth time in UC history that 20 or more hat tricks have been tallied.

**// TAKE ME TO YOUR LEADERS!**  
Heading into the weekend, Monica Borzillo continues to lead the AAC in both assists (2.60 per game) and points (5.90 per game) while sitting second in goals (3.30 per game) to rank fourth, ninth and 21st, respectively, in the NCAA as well. Morgan Dukes is the other individual statistical leader for the Bearcats in the AAC as she leads the way with 3.70 ground balls per contest. As a team, the Bearcats rank first in the AAC in ground balls (29.40), draw controls (14.70) and shot percentage (.446) while ranking second in goals (14.40), assists (5.90), points (20.30) and caused turnovers (13.00) per game. On a national level, UC leads the NCAA in ground balls while sitting fourth in caused turnovers, 21st in goals and draw controls, 23rd in points and 25th in shot percentage.

**// STATISTICALLY SPEAKING**

TEAM	NCAA	AAC	Stat
Goals/Game	21st	2nd	14.40
Assists/Game		2nd	5.90
Points/Game	23rd	2nd	20.30
Ground Balls/Game	1st	1st	29.40
Draw Controls/Game	21st	1st	14.70
Shots/Game		3rd	32.30
Shot Percentage	25th	1st	.446
Caused Turnovers/Game	4th	2nd	13.00
Goals Against Average		5th	13.70
Saves/Game		4th	9.90
Save Percentage		5th	.418

**INDIVIDUAL**

	NCAA	AAC	Stat
Goals/Game			
Borzillo, Monica	21st	2nd	3.30
Adams, Alyssa		t-5th	2.00
Nause, Kylie		t-7th	1.90

Assists/Game

Borzillo, Monica	9th	1st	2.60
Carney, Kate		t-6th	1.00

Points/Game

Borzillo, Monica	4th	1st	5.90
------------------	-----	-----	------

Free-Position Goals/Game

Borzillo, Monica		t-4th	0.80
Adams, Alyssa		t-4th	0.80

Ground Balls/Game

Dukes, Morgan	5th	1st	3.70
Donovan, Amanda	22nd	2nd	3.30
Borzillo, Monica		3rd	2.90
Mlky, Sam		t-4th	2.70

Shots/Game

Borzillo, Monica		2nd	6.60
------------------	--	-----	------

Draw Controls/Game

Mlky, Sam	38th	2nd	5.00
-----------	------	-----	------

Caused Turnovers/Game

Borzillo, Monica	11th	2nd	2.20
Donovan, Amanda	22nd	3rd	2.00
Fess, Alexandra		t-4th	1.90
Dukes, Morgan		t-4th	1.90

Goals Against Average

Brocato, Kate		6th	10.36
Foery, Madison		8th	10.89

Save Percentage

Duso, Giuliana		10th	.429
----------------	--	------	------

Saves/Game

Durso, Giuliana		4th	8.80
Brocato, Kate		10th	2.25

AAC Statistics are as of March 24, 2019  
NCAA rankings [x] are as of March 24, 2019

**// AAC RECORD BOOK • INDIVIDUAL**

Points in a Game

1.	11	Borzillo	vs. Kent State (2/10/19)
t2.	9	Borzillo	vs. Gardner-Webb (3/24/19)
t2.	9	Borzillo	vs. Detroit Mercy (2/24/19)
t4.	8	Gysin	vs. Marquette (2/15/19)

Goals in a Game

2.	7	Borzillo	vs. Kent State (2/10/19)
t3.	6	Borzillo	vs. Gardner-Webb (3/24/19)
t3.	6	Borzillo	vs. Detroit Mercy (2/24/19)
t3.	6	Gysin	vs. Marquette (2/15/19)

Assists in a Game

t1.	6	Borzillo	at Michigan (3/4/19)
t5.	4	Borzillo	vs. Kent State (2/10/19)
t5.	4	Carney	vs. Marquette (2/15/19)

**// AAC RECORD BOOK • TEAM**

34 Points	#2t	vs. Marquette (2/15/19)
32 Points	#5t	vs. Gardner-Webb (3/24/19)
22 Goals	#1t	vs. Gardner-Webb (3/24/19)
22 Goals	#1t	vs. Marquette (2/15/19)
19 Goals	#5t	vs. Kent State (2/10/19)

<b>// 2019 AWARDS &amp; HONORS</b>		
<b>ATHLETIC</b>		
<b>AAC All-Conference Team</b>		
BORZILLO, Monica	Preseason	
DONOVAN, Amanda	Preseason	
MLKVY, Sam	Preseason	
<b>AAC Weekly Awards</b>		
<b>Attacker of the Week</b>		
<b>BORZILLO, Monica</b>	2/12, 2/26, <b>3/26</b>	
<b>Midfielder of the Week</b>		
ADAMS, Alyssa	2/19	
<b>Freshman of the Week</b>		
<b>NAUSE, Kylie</b>	3/5, 3/19, <b>3/26</b>	
<b>Weekly Honor Roll</b>		
<b>ADAMS, Alysa</b>	<b>3/26</b>	
GYSIN, Taylor	2/19, 3/19	
MLKVY, Sam	2/12	

<b>// CINCINNATI'S RECORD WHEN...</b>		
	<b>O'all</b>	<b>AAC</b>
Overall	5-5	0-0
Home (ALL)	5-1	0-0
Home (Gettler)	5-1	0-0
Away	0-4	0-0
Neutral	0-0	0-0
In Overtime	0-1	0-0
vs. IWLCa Top 25 Teams	0-2	0-0
vs. Inside Lacrosse Top 25s	0-2	0-0
1-3 Goal Margin	0-1	0-0
4-6 Goal Margin	2-1	0-0
7-9 Goal Margin	0-0	0-0
10+ Goal Margin	3-3	0-0
UC scores 0-5 goals	0-0	0-0
UC scores 6-9 goals	0-3	0-0
UC scores 10-14 goals	0-2	0-0
UC scores 15+ goals	5-0	0-0
Opp. scores 0-5 goals	0-0	0-0
Opp. scores 6-9 goals	3-0	0-0
Opp. scores 10-14 goals	1-1	0-0
Opp. scores 15+ goals	1-4	0-0
UC scores first goal	4-2	0-0
Opp. scores first goal	1-3	0-0
UC leads at halftime	5-1	0-0
UC trails at halftime	0-4	0-0
Tied at Halftime	0-0	0-0
UC has more shots	4-0	0-0
Opp has more shots	1-4	0-0
Shots are tied	0-1	0-0
UC has more draw controls	3-1	0-0
Opp has more draw controls	2-3	0-0
Draw controls are tied	0-1	0-0
UC has more ground balls	5-2	0-0
Opp has more ground balls	0-3	0-0
Ground balls are tied	0-0	0-0
<b>Games are Played:</b>		
Monday	0-1	0-0
Tuesday	0-0	0-0
Wednesday	0-1	0-0
Thursday	0-1	0-0
Friday	2-2	0-0
Saturday	0-0	0-0
Sunday	3-0	0-0
<b>Facing a Mascot that is a/an:</b>		
Bird	2-2	0-0
Carnivorous Animal	0-1	0-0
Dog/Canine	1-0	0-0
Nut/Seed	0-1	0-0
Person	2-1	0-0
Reptile	0-0	0-0

<b>// GETTING GOALS</b>	
Last year, the Bearcats scored 201 goals to break a single-season record and become the first UC team to score 200 or more in a single campaign. This year, it doesn't appear the offense is letting off the gas as the team is averaging 14.4 goals per game in 2019 and have scored 18 or more goals in a game four times. To put that in context, the team entered the season having scored 18 or more goals in a game just seven times in the previous 11 seasons.	
<b>PREVIOUSLY NOTED</b>	
<b>// QUICK SCORES</b>	
In the Michigan game, Nause scored the first goal of the game just 40 seconds into the contest, a goal that ties for the 10th-fastest scored to open a game in program history and the third this year at or under 40 seconds scored by the Bearcats. Previously, Monica Borzillo scored 20 seconds into the game at #23 Virginia Tech for the third-fastest goal in UC history before Alyssa Adams scored at 39 seconds against Detroit Mercy for the seventh-fastest (tied) in program history.	
<b>// LOTS OF HELPING</b>	
In the Michigan game, Borzillo dished out six assists, tying her career high and program single-game record that she had set twice before with both games coming in her freshman season of 2017. Along with those records, her six assists now also rank as the single-game record in the American Athletic Conference, her second such record after setting the single-game points record earlier this year against Kent State with 11.	
<b>// HISTORIC GAME</b>	
Previously, the Bearcats scored a 22-18 victory over visiting Marquette, leading to several historical statistics in the process including the most points recorded in a single game with 34 (was 32), tying for the most goals scored in a game with 22 and seeing the most combined goals scored in a game with 40 (was 36). On top of that, the team recorded 12 assists to posted the third-highest single game total (record is 13) as well. Individually, several players recorded career highs in various categories with a trio of sophomores (Adams, Carney and Gysin) collecting several all-time Top 10 marks as well.	
<b>// ADAMS ADDS UP</b>	
Against the Golden Eagles, Adams scored five goals on seven shots while also collecting seven ground balls to set a trio of career-bests. Her five goals and five points surpass her previous bests of three goals and three points which she tallied twice in her career, most recently last year (April 23) against ECU. One of her goals was a free-position goal, which tied her career-best for the sixth time. In the game, Adams opened the scoring for the Bearcats as she found the back of the cage at 27:38 to stake UC to a 1-0 lead. She scored three times in the second half, including her fifth of the day with 3:51 remaining in the game to push the Bearcats to a five-goal advantage.	
<b>// GYSIN GOT GOALS</b>	
Similar to Adams, Gysin's day rewrote many of her single-game bests, including points (eight), goals (six), assists (two), shots (six) and caused turnovers (two). Her eight points rank tied for sixth in the program's single-game Top 10 while her six goals tied for the fifth-most in a contest. Gysin's first goal pushed UC to a 2-0 lead with her second snapping a 3-3 tie early on and started a run of seven in a row for the Bearcats with Gysin collecting the seventh in that streak to bring UC to a 10-3 lead. In the second half, she added her fifth at the 22:37 mark to put the Bearcats ahead by eight one again before saving her final goal for the 1:28 mark to push the Bearcats ahead by four late in the game.	
<b>// CLASSY</b>	
Adams and Gysin combined with fellow sophomore Kate Carney to have a huge day for the Bearcats against Marquette. The three scored 13 of the team's record 22 goals, recorded have of the assists (6-of-12) and tallied 19 of the team's record 34 points. Additionally, they added four ground balls, seven draw controls and two caused turnovers. Along with Gysin's all-time Top 10 single game marks in goals and points, Carney added her name to the assist ledger once again as she helped on four goals, tying for the eighth-most in a game in UC history.	
<b>// GAME RECORDS</b>	
On a single game level, Borzillo posted four and Sam Mlkvy two marks that landed on the all-time Top 10 as well in the opening weekend. Borzillo's 11 points are the most in a single game, surpassing the 10 she recorded twice previously. Her seven goals tied for second and is one off her own record while her four assists tied her for eighth with all of those coming in the game against KSU. She also added five caused turnovers against the Golden Flashes, tying for the fifth spot all time. Mlkvy's 11 draw controls against Ohio State ranks second all-time in a single game while her 10 shots against KSU tied for the 10th.	
<b>// DEBUTANTES</b>	
Four players made their Bearcats debuts over opening weekend including a trio of freshmen and one sophomore transfer. Kylie Nause tallied her first collegiate goal in the opener with Ohio State while fellow rookies Zoe Antona and Kate Brocato also saw action, including Brocato halting three shots and allowing two goals in the second half of play against Kent State. Lauren Harrison, who played last year at Mount St. Mary's, also saw her first action with Cincinnati.	
<b>// NEW LEAGUE</b>	
This year, the Bearcats will play as members of the American Athletic Conference after playing in the BIG EAST the past 10 seasons (UC was an independent in 2008). UC will be joined by fellow full members ECU, Temple and UConn with Florida and Vanderbilt also joining to give the AAC six teams. With lacrosse moving to the AAC, every sport at UC is now a member of the same conference.	



## // PRESEASON PROGNOSTICATIONS

Ahead of the inaugural season, the AAC announced the results of the coaches' poll with the Bearcats selected to finish fifth. According to the coaches, the predicted finish is Florida (25 points), Vanderbilt (18), UConn (17), Temple (16), UC (9) and ECU (5). In the IWLCA Division I Preseason Poll (January 28), Florida enters the season ranked #6 nationally, the only member of the AAC in the Top 25.

## // FEELING HONORED

Ahead of the season, the league coaches also voted for individual honors with three Bearcats being selected to the 2019 Preseason AAC All-Conference Team. That trio includes Monica Borzillo, who was unanimously selected to the list, Amanda Donovan and Sam Mlkvy. The honors are the first preseason awards in each players career with Borzillo (twice) and Donovan (once) previously being selected as BIG EAST All-Conference Second Team with Borzillo's honors coming in 2017 and 2018 and Donovan being selected in 2017.

## // FIRST TIME AWARDS

Not only were the selections for those three players the first preseason awards of their careers, they also marked the first preseason awards earned by any Bearcats player in program history. Previously, no UC player had been named to a preseason list in the BIG EAST with Borzillo and Donovan standing as two of just five players to earn postseason accolades.

## // CROWNING A CHAMP IN THE QUEEN CITY

The 2019 American Athletic Conference Lacrosse Tournament will be coming to Cincinnati in May with three games being played at the Sheakley Athletics Center on the UC campus. The Top 4 teams in the final regular season standings will play for the postseason crown and a spot in the NCAA Tournament with the AAC semifinals taking place Thursday, May 2, and the final Saturday, May 4. Game times and ticket pricing will be made available closer to the start of the tournament.

## // PLAYING HOST

While the Bearcats will playing host to their first lacrosse conference tournament in 2019, the University of Cincinnati is no stranger to welcoming the American to town for a conference event as this year's event will mark the third-consecutive academic year UC has held an AAC championship event. It began in the 2016-17 academic year with the 2016 AAC Cross Country Championships being contested at Voice of America MetroPark in West Chester. One academic year later, Gettler Stadium served as the site of the 2018 AAC Outdoor Track & Field Championships.

## // GETTING DEFENSIVE

Another reason the Bearcats fared well in 2018 was the play of Giuliana Durso in goal. The then junior posted 161 saves, averaging 9.47 per contest to not only lead the BIG EAST, but also rank first in UC's single season history, tying her with Katherine Russo (2009 and 2010 seasons). Durso, who took the season victories record from Russo (7) with eight in 2018, finished the year with 12.95 goals against average and a 44.7 save percentage, the #5 and #4 marks, respectively, in single season history at UC.

## // HELLO! MY NAME IS...

The team added nine newcomers to the roster prior to this season with eight freshmen and one sophomore transfer. The rookies include Zoe Antona (Roswell, Ga.), Kate Brocato (Baltimore, Md.), Brooke Holmstrom (Canton, Ga.), Camille Johnston (West Chester, Ohio), Isabelle Lejeune (Williamsburg, Va.), Kylie Nause (Phoenix, Md.) and Anna Platou (Naperville, Ill.). The final newcomer to the group is Lauren Harrison, who will be a sophomore this season after playing her freshman season with Mount St. Mary's before transferring to UC.

## // NEW TO THE CREW

The players are not the only newcomers to the program this year as Caitlin Prince has joined the Bearcats as an assistant coach. Prince, who played collegiately at Duquesne, including her first two years under then assistant coach Gina Thomas, comes to Cincinnati after serving as an assistant at her Alma Mater from 2017 to 2018. Prior to that, she served as an assistant at Robert Morris (2015-16).

## // LAST GO AROUND

As with every season, several Bearcats will be suiting up for the final time in 2019 as four players are entering their senior seasons. The Class of 2019 includes Maria Colacchi (Parkton, Md.), Amanda Donovan (Ellicott City, Md.), Giuliana Durso (Mendham, N.J.) and Jayde Sains (East Islip, N.Y.). The group will be honored at Senior Day April 20 when the Bearcats play host to Vanderbilt.

## // MAKING THE GRADE

Following the fall semester, the grades were tabulated and the Bearcats recorded a cumulative team grade-point average of 3.466 as 23 of the players posted at least a 3.0 GPA. To top that off, 15 players held GPAs of 3.4 or better in the semester to be named to the Dean's List while five of those players - Alyssa Adams, Monica Borzillo, Kate Brocato, Maria Colacchi and Alexandra Fess - each were named TopCats as they all posted perfect 4.0 GPAs.

## // NEXT TIME

It will be a quick turnaround for the Bearcats after Saturday's game with the Huskies as the Bulldogs of Butler will come to town Tuesday for a noon start at Gettler Stadium to close out UC's four-game home stand. The game with Butler will be the first of two games next week as the Bearcats also will travel to Greenville, N.C., on Saturday, April 6, for a meeting with ECU at noon for UC's first road contest in AAC play.

## // NATIONAL RANKINGS

### IWLCA TOP 25 • Week 6 (MAR. 25)

Team	Points	Record
1 Boston College (25)	625	11-0
2 Maryland	600	10-0
3 North Carolina	568	8-2
4 Syracuse	556	10-2
5 Northwestern	505	6-3
6 Penn	497	8-1
7 Virginia	480	9-3
<b>8 Michigan</b>	<b>433</b>	<b>11-0</b>
9 Notre Dame	427	9-1
10 James Madison	409	7-3
11 Loyola	373	6-3
12 Duke	326	7-3
13 Navy	313	7-2
14 Princeton	302	5-2
15 Denver	256	7-2
16 Southern California	229	9-1
<b>17 Florida</b>	<b>215</b>	<b>4-6</b>
18 Johns Hopkins	201	8-2
19 Stony Brook	180	4-4
20 Stanford	175	7-2
<b>21 Virginia Tech</b>	<b>123</b>	<b>8-4</b>
22 Georgetown	95	6-4
23 High Point	72	5-4
24 Penn State	61	4-5
25 Colorado	59	5-4

### InsideLacrosse.com TOP 20 • Week 7 (MAR. 25)

Team (FPV)	Record	Points
1 Boston College (21)	11-0	439
2 Maryland (1)	10-0	419
3 Syracuse	10-2	390
4 North Carolina	8-2	378
5 Penn	9-1	330
6 Notre Dame	9-1	318
7 Virginia	9-3	305
<b>8 Michigan</b>	<b>11-0</b>	<b>297</b>
9 Northwestern	7-3	266
10 James Madison	7-3	226
11 USC	9-1	218
12 Navy	7-2	183
13 Duke	7-4	171
14 Stanford	7-2	113
15 Loyola	6-3	111
16 Princeton	5-2	92
17 Johns Hopkins	8-2	89
<b>18 Florida</b>	<b>4-6</b>	<b>60</b>
19 Denver	7-2	59
20 Dartmouth	4-3	53

**RV: Virginia Tech**, Stony Brook, Colorado, Georgetown, High Point, Penn State

2019 opponents in **bold red**



CINCINNATI, OHIO • MAY 2 & 4  
SHEAKLEY ATHLETIC COMPLEX

**2019 Cincinnati Lacrosse  
Cincinnati Combined Team Statistics  
All games (as of Mar 25, 2019)**

RECORD:	OVERALL	HOME	AWAY	NEUTRAL
ALL GAMES	5-5	5-1	0-4	0-0
CONFERENCE	0-0	0-0	0-0	0-0
NON-CONFERENCE	5-5	5-1	0-4	0-0

Date	Opponent		Score	Att.
Feb 08	OHIO STATE	L	6-16	152
Feb 10	KENT STATE	W	19-8	215
Feb 15	MARQUETTE	W	22-18	175
Feb 20	at #23 Virginia Tech	L	8-19	89
Feb 24	DETROIT MERCY	W	18-8	103
Mar 1	at Central Michigan	Lot	11-12	211
Mar 04	at #20 Michigan	L	9-19	0
Mar 14	at LOUISVILLE	L	12-18	217
Mar 22	SAN DIEGO ST.	W	17-11	228
Mar 24	GARDNER-WEBB	W	22-9	224

TEAM STATISTICS CIN OPP

## SHOT STATISTICS

Goals-Shot attempts	144-323	138-311
---------------------	---------	---------

Goals scored per game	14.40	13.80
-----------------------	-------	-------

Shot pct.	.446	.444
-----------	------	------

Shots on goal-Attempts	245-323	237-311
------------------------	---------	---------

SOG pct.	.759	.762
----------	------	------

Shots/Game	32.3	31.1
------------	------	------

Assists	59	35
---------	----	----

Free position Made-Att	26-60	38-84
------------------------	-------	-------

Free position pct.	.433	.452
--------------------	------	------

## MAN-UP OPPORTUNITIES

Goals-Opportunities	3-0	10-0
---------------------	-----	------

Conversion Percent	.000	.000
CONVERTING		

GOAL BREAKDOWN		
Total Goal	111	138

Total Goals	144	138
M	3	10

Man-up	3	10
Man-down	2	2

Man-down	0	2
Free position	36	39

Free-position	26	38
Unassisted	85	103

Unassisted	85	103
Overtime	0	1

Overtime	0	1
Goals scored average	14.39	13.70

Goals scored average	14.29	15.70
GROUND BALLS	294	258

GROUND BALLS	294	298
DRAW CONTROLS	147	154

DRAW CONTROLS	147	154
TURNOVERS	180	203

TURNOVERS	189	289
CAUSED TURNOVERS	130	97

CROSSED TURNOVERS	150	57
CLEARERS	140-187	149-203

Clear Pct.	.749	.734
------------	------	------

Clear: 1st:	17-15	17-51
PENALTIES		

Number	0	0
--------	---	---

Minutes	0:00	0:00
---------	------	------

## ATTENDANCE

Total	1097	517
-------	------	-----

Dates/Avg Per Date	6/183	4/129
--------------------	-------	-------

Neutral Site #/Avg	0/0
--------------------	-----

#	PLAYER	GP	G	A	Pts	Sh	Gw	Up	Dn	GB	DC	TO	CT
9	BORZILLO, Monica	10	33	26	59	66	2	0	0	29	10	23	22
23	MLKVY, Sam	10	14	9	23	37	0	0	0	27	50	16	10
28	GYSIN, Taylor	10	17	5	22	36	0	2	0	19	1	13	5
30	ADAMS, Alyssa	10	20	1	21	39	1	0	0	10	34	12	0
6	NAUSE, Kylie	10	19	2	21	32	1	0	0	12	11	12	10
14	DONOVAN, Amand	10	12	4	16	39	1	0	0	33	22	24	20
12	NAPOLETANO, Gianna	9	12	2	14	21	0	0	0	12	0	8	0
5	CARNEY, Kate	8	4	8	12	9	0	0	0	10	0	5	2
29	SAINS, Jayde	10	8	1	9	20	0	1	0	7	15	7	3
10	FINOTTI, Jennie	8	2	1	3	4	0	0	0	9	0	6	1
8	MAZZOLA, Ali	6	2	0	2	12	0	0	0	3	0	2	1
21	FESS, Amanda	9	1	0	1	4	0	0	0	4	1	4	3
17	HOLMSTROM, Brooke	1	0	0	0	1	0	0	0	0	0	1	0
16	PLATOU, Anna	1	0	0	0	1	0	0	0	0	0	0	0
7	BRADY, Haley	5	0	0	0	1	0	0	0	1	3	1	0
2	COLLACCHI, Maria	6	0	0	0	1	0	0	0	1	0	2	1
40	DURSO, Giuliana	10	0	0	0	0	0	0	0	23	0	0	1
35	HARRISON, Laure	2	0	0	0	0	0	0	0	0	0	2	0
24	BROCATO, Kate	5	0	0	0	0	0	0	0	2	0	2	1
22	LeJEUNE, Isabelle	1	0	0	0	0	0	0	0	1	0	0	1
20	FESS, Alexandra	10	0	0	0	0	0	0	0	22	0	6	19
19	FESS, Adrianna	10	0	0	0	0	0	0	0	17	0	6	8
18	McLOUGHLIN, Kat	4	0	0	0	0	0	0	0	1	0	0	0
15	JOHNSTON, Camill	3	0	0	0	0	0	0	0	1	0	0	0
11	DUKES, Morgan	10	0	0	0	0	0	0	0	37	0	12	19
4	ANTONA, Zoe	9	0	0	0	0	0	0	0	7	0	1	2
3	KOZLOSKI, Taylor	8	0	0	0	0	0	0	0	5	0	7	1
0	FOERY, Madison	4	0	0	0	0	0	0	0	1	0	0	0
	Total	10	144	59	203	323	5	3	0	294	147	180	130
	Opponents	10	138	35	173	311	5	10	2	258	154	203	97

##	Goalie	GP	Min.	GA	GAAvg	Save	Pct	W-L-T
24	BROCATO, Kate	5	97:00	15	9.28	12	.444	0-2-0
0	FOERY, Madison	4	38:35	7	10.89	2	.222	0-0-0
40	DURSO, Giuliana	10	468:59	116	14.84	85	.423	5-3-0
	Total	10	604:34	138	13.70	99	.418	5-5-0
	Opponents	10	604:34	144	14.29	101	.412	5-5-0

Goals by Period	1st	2nd	OT	Total
Cincinnati	79	65	0	144
Opponents	60	77	1	138

<b>Saves by Period</b>	<b>1st</b>	<b>2nd</b>	<b>OT</b>	<b>Total</b>
Cincinnati	49	49	1	99
Opponents	56	44	1	101

<b>Shots by Period</b>	<b>1st</b>	<b>2nd</b>	<b>OT</b>	<b>Total</b>
Cincinnati	180	142	1	323
Opponents	147	161	3	311

<b>Shots on Goal</b>	<b>1st</b>	<b>2nd</b>	<b>OT</b>	<b>Total</b>
Cincinnati	135	109	1	245
Opponents	109	126	2	237

2019 BEARCATS LACROSSE

INDIVIDUAL SEASON & CAREER GAME HIGHS

ADAMS, Alyssa • #30													
Year	GP	GS	G	A	Pt	Sh	SOG	GW	UP	DN	GB	DC	CT
2018	17	6	13	2	15	40	30	2	1	0	18	24	5
2019	10	8	20	1	21	39	30	1	0	0	10	34	0
Total	27	14	33	3	36	79	60	3	1	0	28	58	5

2019 Season	Career
P 5 vs. Marquette (2/15/19)	5 vs. Marquette (2/15/19)
G 5 vs. Marquette (2/15/19)	5 vs. Marquette (2/15/19)
A 1 vs. Detroit Mercy (2/24/19)	1, 3x (last vs. Detroit Mercy, 2/24/19)
FPG 3 vs. San Diego State (3/22/19)	3 vs. San Diego State (3/22/19)
Sh 7 vs. Marquette (2/15/19)	9 vs. ECU (4/23/18)
GB 2 vs. Detroit Mercy (2/24/19)	3 vs. ECU (4/23/18)
DC 7, 2x (last vs. Detroit Mercy, 2/24/19)	8 vs. ECU (4/23/18)
CT -	1, 4x (last at UConn, 4/13/18)

ANTONA, Zoe • #4													
Year	GP	GS	G	A	Pt	Sh	SOG	GW	UP	DN	GB	DC	CT
2019	9	0	0	0	0	-	-	0	0	0	7	0	2
Total	9	0	0	0	0	-	-	0	0	0	7	0	2

2019 Season	Career
P -	-
G -	-
A -	-
FPG -	-
Sh -	-
GB 3 vs. Detroit Mercy (2/24/19)	3 vs. Detroit Mercy (2/24/19)
DC -	-
CT 1, 2x (last vs. Detroit Mercy, 2/24/19)	1, 2x (last vs. Detroit Mercy, 2/24/19)

BORZILLO, Monica • #9													
Year	GP	GS	G	A	Pt	Sh	SOG	GW	UP	DN	GB	DC	CT
2017	17	17	39	34	73	108	81	1	3	0	22	9	12
2018	17	17	42	27	69	103	80	2	3	0	37	2	17
2019	10	10	33	26	59	66	53	2	0	0	29	10	22
Total	44	44	114	87	201	277	214	5	6	0	88	21	51

2019 Season	Career
P 11 vs. Kent State (2/10/19)	11 vs. Kent State (2/10/19)
G 7 vs. Kent State (2/10/19)	8 vs. Central Michigan (3/2/18)
A 6 at #20 Michigan (3/4/19)	6, 3x (last at #20 Michigan, 3/4/19)
FPG 3 vs. Detroit Mercy (2/24/19)	3, 2x (last vs. Detroit Mercy, 2/24/19)
Sh 9, 2x (last vs. Gardner-Webb, 3/24/19)	11 vs. Ohio State (2/26/18)
GB 6, 2x (last vs. Detroit Mercy, 2/24/19)	6, 2x (last vs. Detroit Mercy, 2/24/19)
DC 3, 2x (last vs. Gardner-Webb, 3/24/19)	3, 2x (last vs. Gardner-Webb, 3/24/19)
CT 5 vs. Kent State (2/10/19)	5 vs. Kent State (2/10/19)

BRADY, Haley • #7													
Year	GP	GS	G	A	Pt	Sh	SOG	GW	UP	DN	GB	DC	CT
2018	6	0	0	0	0	1	0	0	0	0	0	0	0
2019	5	0	0	0	0	1	0	0	0	0	1	3	0
Total	11	0	0	0	0	2	0	0	0	0	1	3	0

2019 Season	Career
P -	-
G -	-
A -	-
FPG -	-
Sh 1 vs. Kent State (2/10/19)	1, 2x (last vs. Kent State, 2/10/19)
GB -	-
DC 1, 2x (last vs. Detroit Mercy, 2/24/19)	1, 2x (last vs. Detroit Mercy, 2/24/19)
CT -	-

CARNEY, Kate • #5													
Year	GP	GS	G	A	Pt	Sh	SOG	GW	UP	DN	GB	DC	CT
2018	17	16	12	1	23	39	30	0	0	0	37	3	6
2019	8	5	4	8	12	9	8	0	0	0	10	0	2
Total	25	21	16	9	35	48	38	0	0	0	47	3	8

2019 Season	Career
P 6 vs. Marquette (2/15/19)	6 vs. Marquette (2/15/19)
G 2 vs. Marquette (2/15/19)	2, 2x (last vs. Marquette, 2/15/19)
A 4 vs. Marquette (2/15/19)	4, 2x (last vs. Marquette, 2/15/19)
FPG -	1 vs. Campbell (3/8/18)
Sh 3 vs. Marquette (2/15/19)	5, 2x (last at Marquette, 3/18/18)
GB 5 vs. Kent State (2/10/19)	8, 2x (last vs. Villanova, 4/29/18)
DC -	1, 3x (last vs. Villanova, 4/29/18)
CT 1, 2x (last vs. Kent State, 2/10/19)	2 at Winthrop (2/18/18)

COLLACCHI, Maria • #2													
Year	GP	GS	G	A	Pt	Sh	SOG	GW	UP	DN	GB	DC	CT
2016	16	8	3	4	7	9	8	0	1	0	8	3	0
2017	15	0	3	0	3	9	7	0	0	0	1	2	0
2018	14	0	5	2	7	17	10	0	1	0	6	0	0
2019	6	0	0	0	0	1	1	0	0	0	1	0	1
Total	51	8	11	6	17	36	26	0	2	0	16	5	1

2019 Season	Career
P -	3 at Presbyterian (2/21/16)
G -	2, 2x (last vs. Central Michigan, 3/2/18)
A -	1, 6x (last at UConn, 4/13/18)
FPG -	1, 4x (last vs. ECU, 4/23/18)
Sh 1 vs. Kent State (2/10/19)	5 at Presbyterian (2/21/16)
GB 1 vs. Ohio State (2/8/19)	3, 2x (last at Marquette, 3/18/18)
DC -	1, 5x (last vs. UConn, 4/15/17)
CT 1 vs. Kent State (2/10/19)	1 vs. Kent State (2/10/19)

DONOVAN, Amanda • #14													
Year	GP	GS	G	A	Pt	Sh	SOG	GW	UP	DN	GB	DC	CT
2016	17	10	11	7	18	26	20	0	0	0	18	8	11
2017	17	17	26	7	33	56	41	2	1	1	33	26	28
2018	17	17	18	7	25	50	31	0	0	0	33	37	20
2019	10	10	12	4	16	39	29	1	0	0	33	22	20
Total	61	54	67	25	92	171	121	3	1	1	117	93	79

2019 Season	Career
P 5 vs. Marquette (2/15/19)	6 vs. Butler (4/1/17)
G 4 vs. Marquette (2/15/19)	5 vs. Butler (4/1/17)
A 1, 4x (last vs. San Diego State, 3/22/19)	2, 3x (last at Campbell, 2/26/17)
FPG -	1, 7x (last vs. #22 Denver, 4/8/18)
Sh 8 vs. Marquette (2/15/19)	8 vs. Marquette (2/15/19)
GB 6, 2x (last at CMU, 3/1/19)	6, 2x (last at CMU, 3/1/19)
DC 6 at Louisville (3/14/19)	6, 2x (last at Louisville, 3/14/19)
CT 4 at Central Michigan (3/1/19)	5 at Louisville (3/1/17)

DUKES, Morgan • #11													
Year	GP	GS	G	A	Pt	Sh	SOG	GW	UP	DN	GB	DC	CT
2018	17	16	0	0	0	1	1	0	0	0	49	3	17
2019	10	10	0	0	0	0	0	0	0	0	37	0	19
Total	27	26	0	0	0	1	1	0	0	0	86	3	36

2019 Season	Career
P -	-
G -	-
A -	-
FPG -	-
Sh -	1 vs. #6 Florida (4/18/18)
GB 6, 2x (last vs. Gardner-Webb, 3/24/19)	3, 5x (last vs. Gardner-Webb, 3/24/19)
DC -	1, 3x (last vs. ECU, 4/23/18)
CT 4 vs. Ohio State (2/8/19)	4 vs. Ohio State (2/8/19)

FESS, Adriana • #19													
Year	GP	GS	G	A	Pt	Sh	SOG	GW	UP	DN	GB	DC	CT
2017	13	0	0	0	0	0	0	0	0	0	8	3	7
2018	17	17	0	0	0	0	0	0	0	0	33	0	16
2019	10	10	0	0	0	0	0	0	0	0	17	0	8
Total	40	27	0	0	0	0	0	0	0	0	58	3	31

2019 Season	Career
P -	-
G -	-
A -	-
FPG -	-
Sh -	-
GB 4 vs. Ohio State (2/8/19)	7 at Butler (4/21/18)
DC -	1, 3x (last vs. UConn, 4/15/17)
CT 3 vs. Detroit Mercy (2/24/19)	3, 3x (last vs. Detroit Mercy, 2/24/19)

FESS, Alexandra • #20													
Year	GP	GS	G	A	Pt	Sh	SOG	GW	UP	DN	GB	DC	CT
2017	16	14	0	0	0	1	1	0	0	0	13	11	12
2018	16	16	0	0	0	0	0	0	0	0	23	2	11
2019	10	10	0	0	0	0	0	0	0	0	22	0	19
Total	42	40	0	0	0	1	1	0	0	0	58	13	42

2019 Season	Career
P -	-
G -	-
A -	-
FPG -	-
Sh -	1 at Ohio State (2/19/17)
GB 5 at #20 Michigan (3/4/19)	5, 2x (last at #20 Michigan, 3/4/19)
DC -	4 at Detroit Mercy (3/10/17)
CT 5 at #20 Michigan (3/4/19)	5 at #20 Michigan (3/4/19)

FESS, Amanda • #21													
Year	GP	GS	G	A	Pt	Sh	SOG	GW	UP	DN	GB	DC	CT
2017	16	2	9	2	11	23	18	0	0	0	5	7	2
2018	16	0	3	0	3	6	5	0	0	0	4	3	2
2019	9	2	1	0	1	4	1	0	0	0	4	1	3
Total	41	4	13	2	15	33	24	0	0	0	13	11	7

2019 Season						Career						
P	1	vs.	Detroit Mercy	(2/24/19)		2	at	Louisville	(3/1/17)			
G	1	vs.	Detroit Mercy	(2/24/19)		1, 13x	(last	vs.	Detroit Mercy,	2/24/19)		
A	-					1, 2x	(last	vs.	UConn,	4/15/17)		
FPG	1	vs.	Detroit Mercy	(2/24/19)		1, 4x	(last	vs.	Detroit Mercy,	2/24/19)		
Sh	2	at	Central Michigan	(3/1/19)		3, 2x	(last	at	Louisville,	3/1/17)		
GB	2	vs.	San Diego State	(3/22/19)		2, 2x	(last	vs.	San Diego State,	3/22/19)		
DC	1	vs.	San Diego State	(3/22/19)		3	at	Detroit Mercy	(3/10/17)			
CT	2	vs.	San Diego State	(3/22/19)		2, 2x	(last	vs.	San Diego State,	3/22/19)		

FINOTTI, Jennie • #10													
Year	GP	GS	G	A	Pt	Sh	SOG	GW	UP	DN	GB	DC	CT
2018	7	0	1	0	1	5	2	0	0	0	2	1	1
2019	8	1	2	1	3	4	4	0	0	0	9	0	1
Total	15	1	3	1	4	9	6	0	0	0	11	1	2

2019 Season						Career						
P	2	vs.	San Diego State	(3/22/19)		2	vs.	San Diego State	(3/22/19)			
G	2	vs.	San Diego State	(3/22/19)		2	vs.	San Diego State	(3/22/19)			
A	1	at	Central Michigan	(3/1/19)		1	at	Central Michigan	(3/1/19)			
FPG	1	vs.	San Diego State	(3/22/19)		1	vs.	San Diego State	(3/22/19)			
Sh	3	vs.	San Diego State	(3/22/19)		3	vs.	San Diego State	(3/22/19)			
GB	5	vs.	San Diego State	(3/22/19)		5	vs.	San Diego State	(3/22/19)			
DC	-					1	vs.	#6 Florida	(4/18/18)			
CT	1	vs.	Kent State	(2/10/19)		1, 2x	(last	vs.	Kent State,	2/10/19)		

GYSIN, Taylor • #28													
Year	GP	GS	G	A	Pt	Sh	SOG	GW	UP	DN	GB	DC	CT
2018	17	10	22	6	28	48	34	2	0	0	21	4	6
2019	10	10	17	5	22	36	29	0	2	0	19	1	5
Total	27	20	39	11	50	84	63	2	2	0	40	5	11

2019 Season						Career						
P	8	vs.	Marquette	(2/15/19)		8	vs.	Marquette	(2/15/19)			
G	6	vs.	Marquette	(2/15/19)		6	vs.	Marquette	(2/15/19)			
A	2, 2x	(last	vs.	Gardner-Webb,	3/24/19)	2, 3x	(last	vs.	Gardner-Webb,	3/24/19)		
FPG	1	at	Louisville	(3/14/19)		1, 4x	(last	at	Louisville,	3/14/19)		
Sh	8	at	Louisville	(3/14/19)		8	at	Louisville	(3/14/19)			
GB	2, 4x	(last	vs.	San Diego State,	3/22/19)	5	vs.	Detroit Mercy	(3/5/18)			
DC	1, 2x	(last	at	#23 VaTech,	2/20/19)	2	vs.	Central Michigan	(3/2/18)			
CT	2	vs.	Marquette	(2/15/19)		2, 2x	(last	vs.	Marquette,	2/15/19)		

HARRISON, Lauren • #35													
Year	GP	GS	G	A	Pt	Sh	SOG	GW	UP	DN	GB	DC	CT
* '18	4	0	2	0	2	3	2	0	0	0	1	1	0
2019	2	0	0	0	0	0	0	0	0	0	0	0	0
Total	6	0	2	0	2	3	2	0	0	0	1	1	0

\* with Mount St. Mary's (2018)

2019 Season						Career (* = w/ Mount St. Mary's)						
P	-					1, 2x	(last	vs.	Central Conn.,	4/27/18) *		
G	-					1, 2x	(last	vs.	Central Conn.,	4/27/18) *		
A	-					-						
FPG	-					1	vs.	Central Conn.	(4/27/18) *			
Sh	-					2	vs.	Central Conn.	(4/27/18) *			
GB	-					1	vs.	Central Conn.	(4/27/18) *			
DC	-					1	at	LIU Brooklyn,	4/22/18 *			
CT	-					-						

HOLMSTROM, Brooke • #17													
Year	GP	GS	G	A	Pt	Sh	SOG	GW	UP	DN	GB	DC	CT
2019	1	0	0	0	0	1	1	0	0	0	0	0	0
Total	1	0	0	0	0	1	1	0	0	0	0	0	0

2019 Season						Career						
P	-					-						
G	-					-						
A	-					-						
FPG	-					-						
Sh	1	vs.	Gardner-Webb	(3/24/19)		1	vs.	Gardner-Webb	(3/24/19)			
GB	-					-						
DC	-					-						
CT	-					-						

JOHNSTON, Camille • #15													
Year	GP	GS	G	A	Pt	Sh	SOG	GW	UP	DN	GB	DC	CT
2019	3	0	0	0	0	0	0	0	0	0	1	0	0
Total	3	0	0	0	0	0	0	0	0	0	1	0	0

2019 Season						Career						
P	-					-						
G	-					-						
A	-					-						
FPG	-					-						
Sh	-					-						
GB	1	vs.	Detroit Mercy	(2/24/19)		1	vs.	Detroit Mercy	(2/24/19)			
DC	-					-						
CT	-					-						

KOZLOSKI, Taylor • #3													
Year	GP	GS	G	A	Pt	Sh	SOG	GW	UP	DN	GB	DC	CT
2017	10	0	0	0	0	0	0	0	0	0	2	1	1
2018	17	2	0	0	0	0	0	0	0	0	15	1	8
2019	8	8	0	0	0	0	0	0	0	0	5	0	1
Total	35	10	0	0	0	0	0	0	0	0	22	2	10

2019 Season						Career						
P	-					-						
G	-					-						
A	-					-						
FPG	-					-						
Sh	-					-						
GB	2, 2x	(last	vs.	Marquette,	2/15/19)	4	vs.	#6 Florida	(4/18/18)			
DC	-					1, 2x	(last	vs.	Campbell,	3/8/18)		
CT	1	vs.	Ohio State	(2/8/19)		2, 2x	(last	vs.	#6 Florida,	4/18/18)		

LeJEUNE, Isabelle • #22													
Year	GP	GS	G	A	Pt	Sh	SOG	GW	UP	DN	GB	DC	CT
2019	1	0	0	0	0	0	0	0	0	0	1	0	1
Total	1	0	0	0	0	0	0	0	0	0	1	0	1

2019 Season						Career						
P	-					-						
G	-					-						
A	-					-						
FPG	-					-						
Sh	-					-						
GB	1	vs.	Gardner-Webb	(3/24/19)		1	vs.	Gardner-Webb	(3/24/19)			
DC	-					-						
CT	1	vs.	Gardner-Webb	(3/24/19)		1	vs.	Gardner-Webb	(3/24/19)			

MAZZOLA, Ali • #8													
Year	GP	GS	G	A	Pt	Sh	SOG	GW	UP	DN	GB	DC	CT
2018	7	0	1	0	1	6	2	0	0	0	5	0	1
2019	6	3	2	0	2	12	6	0	0	0	3	0	1
Total	13	3	3	0	3	18	8	0	0	0	8	0	2

2019 Season					Career				
P	2 at Central Michigan (3/1/19)				2 at Central Michigan (3/1/19)				
G	2 at Central Michigan (3/1/19)				2 at Central Michigan (3/1/19)				
A	-				-				
FPG	-				-				
Sh	4, 2x (last at CMU, 3/1/19)				4, 2x (last at CMU, 3/1/19)				
GB	2 vs. Marquette (2/15/19)				2 vs. Marquette (2/15/19)				
DC	-				-				
CT	1 vs. Kent State (2/10/19)				1, 2x (last vs. Kent State, 2/10/19)				

McLOUGHLIN, Kate • #18													
Year	GP	GS	G	A	Pt	Sh	SOG	GW	UP	DN	GB	DC	CT
2018	redshirted												
2019	4	0	0	0	0	0	0	0	0	0	1	0	0
Total	4	0	0	0	0	0	0	0	0	0	1	0	0

2019 Season		Career
P	-	-
G	-	-
A	-	-
FPG	-	-
Sh	-	-
GB	1 vs. San Diego State (3/22/19)	1 vs. San Diego State (3/22/19)
DC	-	-
CT	-	-



MLKVY, Sam • #23													
Year	GP	GS	G	A	Pt	Sh	SOG	GW	UP	DN	GB	DC	CT
2016	15	11	8	2	10	26	19	1	0	0	8	8	4
2018	17	17	36	8	44	79	65	0	2	0	48	70	12
2019	10	10	14	9	23	37	27	0	0	0	27	50	10
Total	42	37	60	19	77	142	111	1	2	0	83	128	26

\*redshirted 2017 season after an injury

2019 Season							Career						
P	5	2x	(last vs. Gardner-Webb, 3/24/19)				8	at Butler (4/21/18)					
G	4	vs. Kent State (2/10/19)					7	at Butler (4/21/18)					
A	3	2x	(last vs. Gardner-Webb, 3/24/19)				3	3x	(last vs. Gardner-Webb, 3/24/19)				
FPG	1	2x	(last vs. Gardner-Webb, 3/24/19)				1	5x	(last vs. Gardner-Webb, 3/24/19)				
Sh	10	vs. Kent State (2/10/19)					12	at Butler (4/21/18)					
GB	8	vs. Gardner-Webb (3/24/19)					9	vs. ECU (4/23/18)					
DC	11	vs. Ohio State (2/8/19)					11	vs. Ohio State (2/8/19)					
CT	3	2x	(last at #20 Michigan, 3/4/19)				4	at Marquette (3/18/18)					

NAPOLETANO, Gianna • #12													
Year	GP	GS	G	A	Pt	Sh	SOG	GW	UP	DN	GB	DC	CT
2017	15	1	4	0	4	15	13	0	0	1	3	0	1
2018	16	0	8	2	10	17	11	0	0	0	22	0	0
2019	9	6	12	2	14	21	17	0	0	0	12	0	0
Total	40	7	24	4	28	53	41	0	0	1	37	0	1

2019 Season							Career						
P	5	vs. Kent State (2/10/19)					5	vs. Kent State (2/10/19)					
G	4	vs. Kent State (2/10/19)					4	vs. Kent State (2/10/19)					
A	1	vs. Kent State (2/10/19)					1	3x	(last vs. Kent State, 2/10/19)				
FPG	1	vs. Kent State (2/10/19)					1	3x	(last vs. Kent State, 2/10/19)				
Sh	4	2x	(last vs. Gardner-Webb, 3/24/19)				6	at Campbell (2/26/17)					
GB	3	vs. Marquette (2/15/19)					5	vs. Detroit Mercy (3/5/18)					
DC	-						-						
CT	-						1	at Ohio State (2/19/17)					

NAUSE, Kylie • #6													
Year	GP	GS	G	A	Pt	Sh	SOG	GW	UP	DN	GB	DC	CT
2019	10	3	19	2	21	32	25	1	0	0	12	11	10
Total	10	3	19	2	21	32	25	1	0	0	12	11	10

2019 Season							Career						
P	5	vs. Gardner-Webb (3/24/19)					5	vs. Gardner-Webb (3/24/19)					
G	4	2x	(last vs. Gardner-Webb, 3/24/19)				4	2x	(last vs. Gardner-Webb, 3/24/19)				
A	1	2x	(last vs. Gardner-Webb, 3/24/19)				1	2x	(last vs. Gardner-Webb, 3/24/19)				
FPG	1	2x	(last vs. Gardner-Webb, 3/24/19)				1	2x	(last vs. Gardner-Webb, 3/24/19)				
Sh	7	at Central Michigan (3/1/19)					7	at Central Michigan (3/1/19)					
GB	3	vs. San Diego State (3/22/19)					3	vs. San Diego State (3/22/19)					
DC	3	at Louisville (3/14/19)					3	at Louisville (3/14/19)					
CT	3	vs. San Diego State (3/22/19)					3	vs. San Diego State (3/22/19)					

PLATOU, Anna • #16													
Year	GP	GS	G	A	Pt	Sh	SOG	GW	UP	DN	GB	DC	CT
2019	1	0	0	0	0	1	1	0	0	0	0	0	0
Total	1	0	0	0	0	1	1	0	0	0	0	0	0

2019 Season							Career						
P	-						-						
G	-						-						
A	-						-						
FPG	-						-						
Sh	1	vs. Gardner-Webb (3/24/19)					1	vs. Gardner-Webb (3/24/19)					
GB	-						-						
DC	-						-						
CT	-						-						

SAINS, Jayde • #29													
Year	GP	GS	G	A	Pt	Sh	SOG	GW	UP	DN	GB	DC	CT
* '16	17	9	13	1	14	34	23	0	0	0	26	9	11
2017	15	0	6	1	7	15	10	0	0	0	7	2	4
2018	5	0	0	0	0	3	3	0	0	0	5	0	0
2019	10	4	8	1	9	20	13	0	1	0	7	15	3
Total	47	13	27	3	30	72	49	0	1	0	45	26	18

2019 Season							Career (* = w/ LIU Brooklyn)						
P	3	at Central Michigan (3/1/19)					4	vs. Howard (3/19/16) *					
G	3	at Central Michigan (3/1/19)					3	2x	(last at CMU, 3/1/19)				
A	1	at Louisville (3/14/19)					1	3x	(last at Louisville, 3/14/19)				
FPG	1	2x	(last at CMU, 3/1/19)				1	6x	(last t CMU, 3/1/19)				
Sh	6	at Central Michigan (3/1/19)					6	at Central Michigan (3/1/19)					
GB	2	2x	(last vs. Gardner-Webb, 3/24/19)				5	at Iona (4/2/16) *					
DC	4	2x	(last at #20 Michigan, 3/4/19)				4	2x	(last at #20 Michigan, 3/4/19)				
CT	1	3x	(last vs. Gardner-Webb, 3/24/19)				3	vs. Sacred Heart (4/22/16) *					
* played 2016 at LIU Brooklyn													

BROCATO, Kate • #24													
Year	GP	GS	Mins	GA	GAA	Svs	Sv%	W	L	T	GB	DC	CT
2019	5	1	97:00	15	9.28	12	.444	0	2	0	2	0	1
Total	5	1	97:00	15	9.28	12	.444	0	2	0	2	0	1

2019 Season							Career						
FGA*	2	vs. Kent State (2/10/19)(30:00)					2	vs. Kent State (2/10/19)(30:00)					
FGA	0	vs. Ohio State (2/8/19)(4:05)					0	vs. Ohio State (2/8/19)(4:05)					
MGA*	11	at #20 Michigan (3/4/19)(41:27)					11	at #20 Michigan (3/4/19)(41:27)					
MGA	1	2x	(last at CMU, 3/1/19)(15:54)				1	2x	(last at CMU, 3/1/19)(15:54)				
Svs	6	at #20 Michigan (3/4/19)					6	at #20 Michigan (3/4/19)					
GB	-						-						
CT	-						-						

DURSO, Giuliana • #40													
Year	GP	GS	Mins	GA	GAA	Svs	Sv%	W	L	T	GB	DC	CT
2016	4	0	41:13	4	5.82	4	.500	0	0	0	1	0	1
2018	17	17	922:15	199	12.95	161	.447	8	9	0	19	0	7
2019	10	9	468:59	116	14.84	85	.423	5	3	0	23	0	1
Total	31	26	1432:27	319	13.36	250	.439	13	12	0	43	0	9

2019 Season							Career						
FGA*	7	vs. Detroit Mercy (2/24/19)					2	vs. ECU (4/23/18)(30:00)					
MGA*	18	vs. Marquette (2/15/19)					20	at UConn (4/13/18)(60:00)					
Svs	13	vs. Detroit Mercy (2/24/19)					14	2x	(last vs. Georgetown, 3/31/18)				
GB	7	vs. San Diego State (3/22/19)					7	vs. San Diego State (3/22/19)					
CT	1	at Central Michigan (3/1/19)					2	2x	(last vs. Campbell (3/8/18)				

FOERY, Madison • #0													
Year	GP	GS	Mins	GA	GAA	Svs	Sv%	W	L	T	GB	DC	CT
2017	11	2	215:41	52	14.47	17	.246	0	1	0	2	0	0
2018	4	0	92:56	16	10.33	9	.360	0	0	0	5	0	2
2019	4	0	38:35	7	10.89	2	.222	0	0	0	1	0	0
Total	19	2	347:12	75	12.96	28	.272	0	1	0	8	0	2

2019 Season							Career						
FGA	-						4	at Butler (4/21/18)(30:00)					
FGA*	1	2x	(last vs. G-WU, 3/24/19)(7:48)				1	5x	(last vs. G-WU, 3/24/19)(7:48)				
MGA	-						16	at Campbell (2/26/17)(60:00)					
MGA*	3	at Louisville (3/14/19)(16:23)					6	vs. #6 Florida (4/18/18)(29:19)					
Svs	1	2x	(last vs. Gardner-Webb, 3/24/19)				6	at Campbell (2/26/17)					
GB	1	vs. Detroit Mercy (2/24/19)					2	3x	(last vs. ECU, 4/23/18)				
CT	-						2	vs. ECU (4/23/18)					

FGA - fewest goals allowed • MGA - most goals allowed • \* when playing 30+ minutes in a game

2019 SEASON LEADERS

Date	Opponent	Goals	Assists	Points	Draw Controls	Ground Balls	Caused Turnovers
2/8	Ohio State	Mlkvy (3)	Borzillo   Carney (1)	Borzillo   Mlkvy (3)	Mlkvy (11)	Dukes (6)	Dukes (4)
2/10	Kent State	Borzillo (7)	Borzillo (4)	Borzillo (11)	Mlkvy (6)	Borzillo   Gysin (6)	Borzillo (5)
2/15	Marquette	Gysin (6)	Carney (4)	Gysin (8)	Adams (7)	Donovan (6)	Donovan   Al. Fess (4)
2/20	at Virginia Tech	Borzillo (4)	Borzillo   Mlkvy (1)	Borzillo (5)	Adams (5)	Donovan (4)	Borzillo (3)
2/24	Detroit Mercy	Borzillo (6)	Borzillo (3)	Borzillo (9)	Adams (7)	Borzillo (6)	Donovan   Ad. Fess (3)
3/1	at Central Michigan	Nause   Sains (3)	Borzillo   Finotti (1)	Nause   Sains (3)	Adams   Sains (4)	Donovan (6)	Donovan (4)
3/3	at Michigan	Nause (4)	Borzillo (6)	Borzillo (6)	Mlkvy (6)	Fess, Al. (5)	Fess, Al. (5)
3/13	at Louisville	Gysin (5)	Borzillo   Mlkvy (3)	Gysin (6)	Donovan (6)	Dukes (5)	Dukes   Donovan (3)
3/22	San Diego State	Adams   Borzillo (4)	3 with (1)	Borzillo (5)	Mlkvy (4)	Durso (7)	Fess, Al.   Nause (3)
3/24	Gardner-Webb	Borzillo (6)	Borzillo   Mlkvy (3)	Borzillo (9)	Adams   Mlkvy (6)	Mlkvy (8)	Dukes (3)
3/30	UConn						
4/2	Butler						
4/6	at ECU						
4/13	Temple						
4/20	Vanderbilt						
4/25	at Stetson						
4/27	at Florida						

MOST GOALS IN A GAME IN 2019

G	Bearcat	Date	Opponent
7	Borzillo	2/10	Kent State
6	Borzillo	3/24	Gardner-Webb
6	Borzillo	2/24	Detroit Mercy
6	Gysin	2/15	Marquette
5	Gysin	3/14	Louisville
5	Adams	2/15	Marquette
4	Nause	3/24	Gardner-Webb
4	Adams	3/22	San Diego State
4	Borzillo	3/22	San Diego State
4	Nause	3/4	Michigan (20)
4	Borzillo	2/20	Virginia Tech (23)
4	Donovan	2/15	Marquette
4	Mlkvy	2/10	Kent State
4	Napoleitano	2/10	Kent State
3	Adams	3/24	Gardner-Webb
3	Napoleitano	3/24	Gardner-Webb
3	Nause	3/22	San Diego State
3	Nause	3/14	Louisville
3	Adams	2/24	Detroit Mercy
3	Gysin	2/24	Detroit Mercy
3	Mlkvy	2/24	Detroit Mercy
3	Nause	3/1	Central Michigan
3	Sains	3/1	Central Michigan
3	Borzillo	2/15	Marquette
3	Mlkvy	2/8	Ohio State

MOST ASSISTS IN A GAME IN 2019

A	Bearcat	Date	Opponent
6	Borzillo	3/4	Michigan (20)
4	Borzillo	2/10	Kent State
4	Carney	2/15	Marquette
3	Borzillo	3/24	Gardner-Webb
3	Mlkvy	3/24	Gardner-Webb
3	Borzillo	3/14	Louisville
3	Mlkvy	3/14	Louisville
3	Borzillo	2/24	Detroit Mercy
3	Borzillo	2/15	Marquette
2	Gysin	3/24	Gardner-Webb
2	Carney	2/24	Detroit Mercy
2	Gysin	2/15	Marquette

MOST POINTS IN A GAME IN 2019

P	Bearcat	Date	Opponent
11	Borzillo (7-4)	2/10	Kent State
9	Borzillo (6-3)	3/24	Gardner-Webb
9	Borzillo (6-3)	2/24	Detroit Mercy
8	Gysin (6-2)	2/15	Marquette
6	Gysin (5-1)	3/14	Louisville
6	Borzillo (0-6)	3/4	Michigan (20)
6	Borzillo (3-3)	2/15	Marquette
6	Carney (2-4)	2/15	Marquette
5	Mlkvy (2-3)	3/24	Gardner-Webb
5	Nause (4-1)	3/24	Gardner-Webb
5	Borzillo (4-1)	3/22	San Diego State
5	Adams (5-0)	2/15	Marquette
5	Borzillo (4-1)	2/20	Virginia Tech (23)
5	Donovan (4-1)	2/15	Marquette
5	Mlkvy (4-1)	2/10	Kent State
5	Napoleitano (4-1)	2/10	Kent State
4	Adams (4-0)	3/22	San Diego State
4	Nause (3-1)	3/22	San Diego State
4	Mlkvy (1-3)	3/14	Louisville
4	Nause (4-0)	3/4	Michigan (20)
4	Adams (3-1)	2/24	Detroit Mercy

MOST DRAW CONTROLS IN A GAME IN 2019

DC	Bearcat	Date	Opponent
11	Mlkvy	2/8	Ohio State
7	Adams	2/24	Detroit Mercy
7	Adams	2/15	Marquette
6	Adams	3/24	Gardner-Webb
6	Mlkvy	3/24	Gardner-Webb
6	Donovan	3/14	Louisville
6	Mlkvy	3/4	Michigan (20)
6	Mlkvy	2/10	Kent State
5	Adams	2/20	Virginia Tech (23)
4	Mlkvy	3/22	San Diego State
4	Mlkvy	3/14	Louisville
4	Sains	3/4	Michigan (20)
4	Adams	3/1	Central Michigan
4	Sains	3/1	Central Michigan
4	Mlkvy	2/24	Detroit Mercy
4	Donovan	2/10	Kent State
4	Mlkvy	2/20	Virginia Tech (23)
4	Mlkvy	2/15	Marquette

MOST GROUND BALLS IN A GAME IN 2019

GB	Bearcat	Date	Opponent
8	Mlkvy	3/24	Gardner-Webb
7	Durso	3/22	San Diego State
6	Dukes	3/24	Gardner-Webb
6	Donovan	3/1	Central Michigan
6	Borzillo	2/24	Detroit Mercy
6	Borzillo	2/10	Kent State
6	Donovan	2/15	Marquette
6	Dukes	2/8	Ohio State
6	Gysin	2/10	Kent State
5	Finotti	3/22	San Diego State
5	Dukes	3/14	Louisville
5	Fess, Al.	3/4	Michigan (20)
5	Dukes	3/1	Central Michigan
5	Carney	2/10	Kent State
5	Donovan	2/10	Kent State
5	Mlkvy	2/10	Kent State
5	Napoleitano	2/15	Marquette

MOST CAUSED TURNOVERS IN A GAME IN 2019

CT	Bearcat	Date	Opponent
5	Fess, Al.	3/4	Michigan (20)
5	Borzillo	2/10	Kent State
4	Donovan	3/1	Central Michigan
4	Dukes	2/8	Ohio State
3	Dukes	3/24	Gardner-Webb
3	Fess, Al.	3/22	San Diego State
3	Nause	3/22	San Diego State
3	Donovan	3/14	Louisville
3	Dukes	3/14	Louisville
3	Mlkvy	3/4	Michigan (20)
3	Borzillo	3/1	Central Michigan
3	Dukes	3/1	Central Michigan
3	Donovan	2/24	Detroit Mercy
3	Fess, Ad.	2/24	Detroit Mercy
3	Borzillo	2/20	Virginia Tech (23)
3	Donovan	2/15	Marquette
3	Fess, Al.	2/15	Marquette
3	Mlkvy	2/10	Kent State

## OVERALL GOALS SCORED IN PROGRAM HISTORY

Goal	Scorer	Type	Assist	Opponent	Date	H	Clock
1	Lynsey Burton	FPG	--	at Vanderbilt	2/14/08	1	22:10
100	Shannon Lynes		Jess Kazaks	at Louisville	4/29/08	1	19:43
200	Lindsey Marshall	UNA	--	at UConn	3/27/09	1	24:23
300	Katie Liberatore	UNA	--	Presbyterian	3/13/10	1	28:28
400	Laura Simanski		Shannon Lynes	Jacksonville	4/18/10	2	24:37
500	Kylie Ramsland		Katie Liberatore	Stanford (7)	3/22/11	2	15:23
600	Laura Simanski	UNA	--	at Presbyterian	2/26/12	1	18:11
700	Marissa Pierson		Rachel Mercier	at Rutgers	4/15/12	2	5:53
800	Taylor Young	UNA	--	at Georgetown	3/22/13	1	25:49
900	Ashley Helmraht	UNA	--	at Niagara	3/1/14	2	6:50
1000	Sarah Del Bene		Ashley Helmraht	UConn	4/19/14	1	6:45
1100	Courtney Curtis	FPG	--	at Villanova	4/4/15	2	14:50
1200	Megan Bell		Courtney Curtis	Coastal Carolina	3/18/16	1	2:08
1300	Amanda Donovan	DWN	Monica Borzillo	at Detroit Mercy	3/10/17	2	1:39
1400	Elaina Enich		McKenna Rushford	Temple	4/5/17	2	27:06
1500	Sam Mlkvy	UNA	--	Central Michigan	3/2/18	2	29:07
1600	McKenna Rushford		Sam Mlkvy	at Butler	4/21/18	1	11:24
1700	Gianna Napoletano	UNA	--	at Central Michigan	3/1/19	1	14:51
1770	Kylie Nause	FPG	--	Gardner-Webb	3/24/19	2	2:47

## HOME GOALS SCORED IN PROGRAM HISTORY

Goal	Scorer	Type	Assist	Opponent	Date	H	Clock
1	Jess Kazaks		Jamie DeSautels	LeMoyne	2/23/08	1	13:51
100	Natalie Starvaggi	FPG	--	Louisville	4/15/09	1	15:50
200	Laura Simanski	FPG	--	UConn	4/25/10	2	8:09
300	Laura Simanski	UNA	--	Syracuse	4/22/12	1	26:03
400	Courtney Curtis	UNA	--	Coastal Carolina	3/14/14	1	18:26
500	Sarah Del Bene	FPG	--	Ohio State	3/18/15	1	25:28
600	Maria Collacchi	FPG	--	Gardner-Webb	3/17/17	1	20:41
700	Monica Borzillo		McKenna Rushford	Louisville	2/9/18	2	29:32
800	Sam Mlkvy		Monica Borzillo	ECU	4/23/18	2	18:17
900	Monica Borzillo	UNA	--	Gardner-Webb	3/24/19	1	26:13
917	Kyle Nause	FPG	--	Gardner-Webb	3/24/19	2	2:47

## HOME (AT GETTLER STADIUM ONLY) GOALS SCORED IN PROGRAM HISTORY

Goal	Scorer	Type	Assist	Opponent	Date	H	Clock
1	Courtney Curtis	FPG	--	Coastal Carolina	3/14/14	1	25:15
100	Brooke Kovinsky	UNA	--	Robert Morris	2/8/16	2	12:58
200	Monica Borzillo	UNA	--	Central Michigan	3/2/18	1	20:27
300	Gianna Napoletano		Monica Borzillo	Kent State	2/10/19	2	14:56
384	Kyle Nause	FPG	--	Gardner-Webb	3/24/19	2	2:47

## HOME (AT SHEAKLEY ATHLETICS CENTER) GOALS SCORED IN PROGRAM HISTORY

Goal	Scorer	Type	Assist	Opponent	Date	H	Clock
1	Katie Kiriazoglou		Ashley Helmraht	Detroit Mercy	3/29/13	1	27:14
100	Skylar DeLemos	UNA	--	Villanova	4/29/16	2	13:09
179	Amanda Donovan		Katie Stegman	Vanderbilt	4/22/17	2	0:03

## ROAD GOALS SCORED IN PROGRAM HISTORY

Goal	Scorer	Type	Assist	Opponent	Date	H	Clock
1	Lynsey Burton	FPG	--	at Vanderbilt	2/14/08	1	22:10
100	Lynsey Burton	UNA	--	at Ohio State	3/11/09	1	27:22
200	Marissa Pierson		Katie Kiriazoglou	at Villanova	4/30/10	2	25:55
300	Marissa Pierson	FPG	--	at Fresno State	2/19/12	2	23:01
400	Kylie Ramsland	UNA	--	at Coastal Carolina	2/5/13	2	25:53
500	Dani Tunnell	FPG	--	at Marquette	3/28/14	1	13:43
600	Sam Mlkvy		Brooke Kovinsky	at UConn	4/2/16	2	22:29
700	Katie Stegmann	FPG	--	at Georgetown	4/12/17	1	19:00
800	Ali Mazzola		Monica Borzillo	at Central Michigan	3/1/19	1	7:00
828	Taylor Gysin		Sam Mlkvy	at Louisville	3/14/19	2	2:22

## NEUTRAL SITE GOALS SCORED IN PROGRAM HISTORY

Goal	Scorer	Type	Assist	Opponent	Date	H	Clock
1	Lindsey Marshall		Shannon Lynes	vs. St. Mary's <sup>1</sup>	3/7/08	1	13:47
34	Laura Simanski	UP	unassisted	vs. Oregon <sup>2</sup>	4/1/12	2	0:00

<sup>1</sup> Annapolis, Md. | <sup>2</sup> Edgewater, Md.

Goal Types: UNA • unassisted | FPG • free-position goal | UP • man-up goal | DWN • man-down goal

## BICENTENNIAL COUNTDOWN

The University of Cincinnati is celebrating its bicentennial in 2019 after the school was established April of 1819. Heading into the season, the Bearcats program had scored 1,626 goals all-time and would need 193 this year to reach 1,819 goals. Below is a countdown for the Bearcats to see if they can score the program's 1,819th goal in the year UC celebrates its origin.

Gm	GS	Opponent	All-Time	Need
0	-	opened season with	1,626	193
1	6	Ohio State	1,632	187
2	19	Kent State	1,651	168
3	22	Marquette	1,673	146
4	8	at Virginia Tech	1,681	138
5	18	Detroit Mercy	1,699	120
6	11	at Central Michigan	1,710	109
7	9	at Michigan	1,719	100
8	12	at Louisville	1,731	88
9	17	San Diego State	1,748	71
10	22	Gardner-Webb	1,770	49
11		UConn		
12		Butler		
13		at ECU		
14		Temple		
15		Vanderbilt		
16		at Stetson		
17		at Florida		

GS - goals scored in that game

Need - number of goals needed to reach 1,819 goals

## CONSECUTIVE GAMES WITH 1 GOAL SCORED

Gm	Bearcat	Started	Ended
1.	16 Curtis, Courtney	2/13/15	4/19/15
2.	14 Borzillo, Monica	3/31/18	3/1/19
	14 Marshall, Lindsey	3/4/09	4/27/09
4.	13 Donovan, Amanda	2/9/18	4/13/18
5.	12 Helmrath, Ashley	2/21/14	4/11/14
	12 Mercier, Rachel	2/17/12	4/15/12
	12 Simanski, Laura	4/25/10	3/27/11
8.	11 Borzillo, Monica	2/19/17	4/1/17
	11 Bell, Megan	3/29/13	2/23/14
10.	10 Mlkvy, Sam	2/9/18	3/31/18
	10 Bell, Megan	2/19/16	3/22/16
	10 Ramsland, Kylie	2/17/12	4/22/12
	10 Marshall, Lindsey	3/30/08	2/20/09
14.	8 Donovan, Amanda	2/15/19	--
	8 Mlkvy, Sam	4/7/18	2/10/19
	8 Curtis, Courtney	3/22/16	4/29/16
	8 Stegmann, Katie	4/29/16	3/17/17
	8 Curtis, Courtney	2/21/14	3/23/14
	8 Simanski, Laura	2/19/12	4/1/12
	8 Bell, Megan	2/17/12	3/30/12
21.	7 Carney, Kate	3/2/18	4/4/18
	7 Helmrath, Ashley	2/20/15	3/18/15
	7 Ramsland, Kylie	4/30/12	3/17/13
	7 Burton, Lynsey	4/29/08	3/11/09
25.	6 Borzillo, Monica	2/9/18	3/5/18
	6 Fess, Amanda	3/12/17	4/5/17
	6 Donovan, Amanda	2/26/17	3/17/17
	6 Simanski, Laura	4/13/12	4/30/12

5 Nause

4 Adams

4 Napoletano

3 Mlkvy

2 Borzillo

## CONSECUTIVE GAMES WITH 1 ASSIST

Gm	Bearcat	Started	Ended
1.	11 Borzillo, Monica	4/23/18	--
	10 Borzillo, Monica	2/16/18	4/4/18
3.	8 Kiriazoglou, Katie	5/1/11	4/13/12
4.	7 Bell, Megan	3/4/16	4/2/16
5.	6 Helmrath, Ashley	2/15/13	3/17/13
	6 Starvaggi, Natalie	4/18/09	3/13/10
7.	7 Gysin, Taylor	4/7/18	4/23/18
	5 Donovan, Amanda	3/5/18	3/31/18
	5 Rushford, McKenna	3/2/18	3/24/18
	5 Donovan, Amanda	3/6/16	3/22/16
	5 Mercier, Rachel	4/15/12	4/30/12
12.	4 Helmrath, Ashley	3/9/14	2/23/14
	4 Mercier, Rachel	3/3/12	3/30/12
	4 Parsons, Mackenzie	5/1/11	2/26/12
	4 Liberatore, Katie	3/22/11	4/1/11
16.	3 Rushford, McKenna	2/9/18	2/18/18
	3 Borzillo, Monica	3/10/17	3/17/17
	3 Borzillo, Monica	2/19/17	2/24/17
	3 Collacchi, Maria	2/21/16	2/28/16
	3 Miller, Brianna	2/27/15	3/8/15
	3 Helmrath, Ashley	2/22/15	3/4/15
	3 Young, Taylor	4/6/14	4/13/14
	3 Tunnell, Dani	3/30/14	4/11/14
	3 Helmrath, Ashley	2/21/14	3/1/14
	3 Ramsland, Kylie	4/15/11	4/21/11
	3 Kiriazoglou, Katie	4/8/11	4/17/11
	3 Kiriazoglou, Katie	4/30/10	2/13/11
	3 Starvaggi, Natalie	4/25/10	5/2/10
	3 Liberatore, Katie	3/7/10	3/20/10
	3 DeSautels, Jamie	3/7/08	3/16/08

2 Nause

1 Carney

1 Gysin

1 Mlkvy

## CONSECUTIVE GAMES WITH 1 POINT RECORDED

Gm	Bearcat	Started	Ended
1.	32 Marshall, Lindsey	2/23/08	4/27/09
2.	27 Borzillo, Monica	2/9/18	--
3.	18 Curtis, Courtney	4/19/14	4/19/15
4.	17 Simanski, Laura	4/15/09	4/18/10
5.	16 Borzillo, Monica	2/19/17	4/22/17
	16 Mercier, Rachel	2/17/12	4/30/12
7.	14 Bell, Megan	3/29/13	3/9/14
	14 Ramsland, Kylie	2/17/12	4/22/12
	14 Kiriazoglou, Katie	4/8/11	2/15/13
10.	13 Donovan, Amanda	2/9/18	4/13/18
11.	12 Rushford, McKenna	2/19/17	4/5/17
	12 Bell, Megan	2/19/16	4/9/16
	12 Helmrath, Ashley	2/21/14	4/11/14
	12 Simanski, Laura	4/25/10	3/27/11
	12 Simanski, Laura	2/15/09	4/5/09
16.	11 Mlkvy, Sam	4/7/18	2/24/19
	11 Liberatore, Katie	3/2/11	4/21/11
18.	10 Mlkvy, Sam	2/9/18	3/31/18
	10 Rushford, McKenna	2/9/18	3/31/18
	10 Donovan, Amanda	2/26/17	4/1/17
	10 Stegmann, Katie	4/29/16	3/24/17
	10 Curtis, Courtney	3/13/16	4/29/16
	10 Tunnell, Dani	3/16/14	4/26/14
	10 Simanski, Laura	5/1/11	4/1/12
	9 Carney, Kate	3/2/18	4/13/18
	9 Donovan, Amanda	2/21/16	3/22/16
	9 Bell, Megan	2/17/12	4/1/12
28.	8 Donovan, Amanda	2/15/19	--
	8 Enich, Elaina	3/10/17	4/5/17
	8 Curtis, Courtney	2/21/14	2/23/14
	8 Helmrath, Ashley	2/20/15	3/27/15
	8 Ramsland, Kylie	4/30/12	3/22/13
	8 Ramsland, Kylie	3/22/11	4/21/11
34.	7 Gysin, Taylor	4/4/18	4/29/18
	7 Tunnell, Dani	2/27/15	3/29/15
	7 Young, Taylor	2/15/13	3/22/13
	7 Burton, Lynsey	4/29/08	3/11/09
38.	6 Fess, Amanda	3/12/17	4/5/17
	6 Del Bene, Sarah	3/8/15	3/29/15
	6 Helmrath, Ashley	2/15/13	3/17/13
	6 Simanski, Laura	4/13/12	4/30/12
	6 Parsons, Mackenzie	4/21/11	3/2/12
	6 Doran, Jenn	4/11/09	3/5/10

5 Nause

4 Adams

4 Napoletano

3 Mlkvy

2 Sains

## HAT TRICKS • TEAM SEASON TOTALS

#	Year	3	4	5	6	7	8	9
1.	25 2019	12	7	2	3	1	0	-
2.	24 2017	15	7	2	0	0	0	-
3.	21 2009	11	6	3	1	0	0	-
4.	20 2018	8	5	3	2	1	1	-
5.	19 2012	7	8	2	2	0	0	-
6.	17 2013	8	6	3	0	0	0	-
7.	16 2010	11	3	1	0	1	0	-
8.	15 2014	7	6	1	1	0	0	-
9.	11 2011	9	1	0	1	0	0	-
10.	10 2008	8	2	0	0	0	0	-

# columns indicate number of goals scored in 'hat trick'

## HAT TRICKS • INDIVIDUAL CAREER TOTALS

#	Bearcat	
1.	30 Simanski, Laura (09-12)	14-11-3-1-1-0
2.	19 Borzillo, Monica (17-p)	6-6-3-2-1-1
3.	15 Curtis, Courtney (13-16)	8-6-1-0-0-0
4.	13 Mlkvy, Sam (17-pr)	8-4-0-0-1-0
5.	11 Marshall, Lindsey (08-09)	7-3-1-0-0-0
6.	10 Kiriazoglou, Katie (10-13)	8-1-0-1-0-0
	10 Bell, Megan (12-14, 16)	6-2-1-1-0-0
8.	7 Young, Taylor (11-14)	3-4-0-0-0-0
	7 Rushford, McKenna (17-18)	2-2-1-2-0-0
10.	6 Gysin, Taylor (18-p)	2-2-1-1-0-0
	6 Ramsland, Kylie (11-13)	2-2-1-1-0-0

current players out of the Top 10

12.	5 Donovan, Amanda (16-p)	3-1-1-0-0-0
	5 Adams, Alyssa (18-p)	3-1-1-0-0-0
	5 Nause, Kylie (19-p)	3-2-0-0-0-0
--	4 Napoletano, Gianna (17-p)	4-0-0-0-0-0
--	1 Sains, Jayde (17-p)	1-0-0-0-0-0

#s after names indicate 3g, 4g, etc., hat tricks in her career

# BEARCATS LACROSSE RECORD BOOK

# CAREER INDIVIDUAL RECORDS

## GOALS

1.	153	Laura Simanski	2009-12
2.	114	Monica Borzillo	2017-p
3.	104	Courtney Curtis	2013-16
4.	91	Megan Bell	2012-16
5.	67	Amanda Donovan	2016-p
6.	66	Katie Kiriazoglou	2010-13
7.	64	Lindsey Marshall	2008-09
8.	63	Sam Mlkvy	2016-p
9.	62	Kylie Ramsland	2010-13
10.	58	Marissa Pierson	2010-13

## ASSISTS

1.	87	Monica Borzillo	2017-p
2.	64	Katie Kiriazoglou	2010-13
3.	32	Ashley Helmraath	2012-15
4.	27	Megan Bell	2012-16
5.	25	Amanda Donovan	2016-p
	25	Katie Liberatore	2010-11
7.	24	Natalie Starvaggi	2008-11
	24	Rachel Mercier	2009-12
9.	23	Courtney Curtis	2013-16
10.	21	Sam Mlkvy	2016-p
	21	McKenna Rushford	2017-18

## POINTS

1.	201	Monica Borzillo	114g	87a	2017-p
2.	169	Laura Simanski	153g	16a	2009-12
3.	130	Katie Kiriazoglou	66g	64a	2010-13
4.	127	Courtney Curtis	104g	23a	2013-16
5.	118	Megan Bell	91g	27a	2012-16
6.	92	Amanda Donovan	67g	25a	2016-p
7.	84	Sam Mlkvy	63g	21a	2016-p
8.	79	Kylie Ramsland	62g	17a	2010-13
9.	73	McKenna Rushford	52g	21a	2017-18
10.	69	Lindsey Marshall	64g	5a	2008-09
	69	Natalie Starvaggi	45g	24a	2008-11

## SHOTS ATTEMPTED

1.	315	Laura Simanski	153g	2009-12
2.	282	Courtney Curtis	104g	2013-16
3.	277	Monica Borzillo	114g	2017-p
4.	198	Megan Bell	91g	2012-16
5.	171	Amanda Donovan	67g	2016-p
6.	154	Sam Mlkvy	63g	2016-p
7.	152	MacKenzie Parsons	50g	2009-12
8.	144	Kylie Ramsland	62g	2010-13
9.	140	Lindsey Marshall	64g	2008-09
10.	128	Katie Kiriazoglou	66g	2010-13

## SHOTS ON GOAL

1.	246	Laura Simanski	153g	2009-12
2.	214	Monica Borzillo	114g	2017-p
3.	210	Courtney Curtis	104g	2013-16
4.	157	Megan Bell	91g	2012-16
5.	121	Amanda Donovan	67g	2016-p
6.	120	Sam Mlkvy	63g	2016-p
7.	112	MacKenzie Parsons	50g	2009-12
8.	108	Lindsey Marshall	64g	2008-09
9.	101	Katie Kiriazoglou	66g	2010-13
	101	Kylie Ramsland	69g	2010-13

## MAN-UP GOALS

1.	6	Monica Borzillo	2017-p
2.	5	McKenna Rushford	2017-18
	5	Courtney Curtis	2013-16
4.	4	Katie Kiriazoglou	2010-13
5.	3	Marissa Pierson	2010-13
	3	Laura Simanski	2009-12
7.	2	Maria Collacchi	2016-p
	2	Taylor Gysin	2018-p
	2	Sam Mlkvy	2016-p
10.	1	13x	

## MAN DOWN GOALS

1.	3	McKenna Rushford	2017-18
2.	2	Elaina Enich	2014-17
	2	Kylie Ramsland	2010-13
	2	Katie Kiriazoglou	2010-13
5.	1	Sam Mlkvy	2016-p
	1	Amanda Donovan	2016-p
	1	Gianna Napoletano	2017-p
	1	Bridget Cleary	2015-18
	1	Jenn Doran	2009-12
	1	Gabby Sinmaz	2009-12
	1	Laura Simanski	2009-12

## GAME-WINNING GOALS

1.	5	Monica Borzillo	2017-p
2.	4	Laura Simanski	2009-12
	4	Kylie Ramsland	2010-13
4.	3	Alyssa Adams	2018-p
	3	Amanda Donovan	2016-p
	3	McKenna Rushford	2017-18
7.	2	10x with 1 active...	
	2	Taylor Gysin	2018-p

## FREE-POSITION GOALS

1.	41	Laura Simanski	2009-12
2.	28	Monica Borzillo	2017-p
	28	Courtney Curtis	2013-16
4.	22	Kylie Ramsland	2010-13
5.	21	Lindsey Marshall	2008-09
6.	18	Megan Bell	2012-16
7.	16	Natalie Starvaggi	2008-11
	16	MacKenzie Parsons	2009-12
9.	15	Katie Stegmann	2016-17
10.	13	Alyssa Adams	2018-p

## GROUND BALLS

1.	177	Meg Gulmi	2013-16
2.	117	Amanda Donovan	2016-p
3.	114	Lauren Hudson	2015-18
4.	108	Paige Stratton	2008-11
5.	102	Skylar DeLemos	2014-17
6.	96	Kyara Byner	2013-16
7.	93	MacKenzie Parsons	2009-12
8.	89	Sam Mlkvy	2016-p
9.	88	Monica Borzillo	2017-p
10.	87	Schuyler Nissen	2015-18

## DRAW CONTROLS

1.	204	Megan Bell	2012-16
2.	137	Sam Mlkvy	2016-p
3.	120	MacKenzie Parsons	2009-12
4.	114	Kylie Ramsland	2010-13
5.	113	Skylar DeLemos	2014-17
6.	107	Schuyler Nissen	2015-18
7.	100	Rachel Mercier	2009-12
8.	93	Amanda Donovan	2016-p
	93	Ali Mattingly	2009-12
10.	66	Laura Simanski	2009-12

## CAUSED TURNOVERS

1.	98	Kyara Byner	2013-16
2.	81	Lauren Hudson	2015-18
3.	79	Amanda Donovan	2016-p
4.	64	Skylar DeLemos	2014-17
5.	51	Monica Borzillo	2017-p
	51	MacKenzie Parsons	2009-12
7.	44	Paige Stratton	2008-11
8.	42	Alexandra Fess	2017-p
9.	40	Jillian Magnotta	2012-15
10.	39	Lindsey Marshall	2008-09
	39	Laura Simanski	2009-12

## SAVES

1.	546	Meg Gulmi	747ga	2013-16
2.	347	Katherine Russo	421ga	2009-11
3.	283	Jennifer Walsh	507ga	2011-14
4.	250	Giuliana Durso	319ga	2016-p
5.	113	Jen Mott	157ga	2008-10
6.	105	Alex MacAffer	199ga	2015-18
7.	96	Haley Marvine	151ga	2008-11
8.	28	Madison Foery	75ga	2017-p
9.	12	Kate Brocato	15ga	2019-p
10.	4	Sidonie Turner	11ga	2008

## SAVE PERCENT (min. 50 saves)

1.	.452	Katherine Russo	421ga	347sv	2009-11
2.	.439	Giuliana Durso	319ga	250sv	2016-p
3.	.422	Meg Gulmi	747ga	546sv	2013-16
4.	.419	Jen Mott	157ga	113sv	2008-10
5.	.389	Haley Marvine	151ga	96sv	2008-11
6.	.358	Jennifer Walsh	507ga	283sv	2011-14
7.	.345	Alex MacAffer	199ga	105sv	2015-18

## GOALS AGAINST AVERAGE (min. 200 minutes)

1.	12.39	Meg Gulmi	747ga	3617m	2013-16
2.	12.64	Alex MacAffer	199ga	944m	2015-18
3.	12.96	Madison Foery	75ga	347m	2017-p
4.	13.36	Giuliana Durso	319ga	1432m	2016-p
5.	13.66	Haley Marvine	151ga	663m	2008-11
6.	13.15	Katherine Russo	421ga	1848m	2009-11
7.	14.20	Jen Mott	157ga	664m	2008-10
8.	15.87	Jennifer Walsh	507ga	1917m	2011-14

## MOST WINS

1.	18	Meg Gulmi	18-48	2013-16
2.	13	Giuliana Durso	12-11	2016-p
3.	12	Katherine Russo	12-19	2009-11
4.	5	Alex MacAffer	5-10	2015-18
5.	4	Jennifer Walsh	4-24	2011-14
6.	2	Jen Mott	2-11	2008-10



# BEARCATS LACROSSE RECORD BOOK

# SEASON INDIVIDUAL RECORDS

## GOALS

1.	47	Laura Simanski	2009
2.	42	Monica Borzillo	2018
3.	39	Monica Borzillo	2017
	39	Laura Simanski	2010
5.	38	Laura Simanski	2012
6.	37	Courtney Curtis	2015
7.	36	Sam Mlkvy	2018
8.	34	McKenna Rushford	2018
	34	Lindsey Marshall	2009
10.	33	Monica Borzillo	2019

## ASSISTS

1.	34	Monica Borzillo	2017
2.	27	Monica Borzillo	2018
	27	Katie Kiriazoglou	2010
4.	26	Monica Borzillo	2019
5.	22	Rachel Mercier	2012
6.	18	Katie Kiriazoglou	2011
7.	16	McKenna Rushford	2018
8.	15	Ashley Helmrath	2014
	15	Katie Liberatore	2011
	15	Natalie Starvaggi	2010

## POINTS

1.	73	Monica Borzillo	39g	34a	2017
2.	69	Monica Borzillo	42g	27a	2018
3.	59	Monica Borzillo	33g	26a	2019
4.	52	Laura Simanski	47g	5a	2009
5.	50	McKenna Rushford	34g	16a	2018
6.	47	Katie Kiriazoglou	20g	27a	2010
7.	44	Sam Mlkvy	36g	8a	2018
	44	Laura Simanski	38g	6a	2012
	44	Laura Simanski	39g	5a	2010
10.	41	Megan Bell	27g	14a	2016

## SHOTS ATTEMPTED

1.	108	Monica Borzillo	39 goals	2017
2.	103	Monica Borzillo	42 goals	2018
	103	Courtney Curtis	37 goals	2015
4.	92	Laura Simanski	47 goals	2009
5.	88	Laura Simanski	39 goals	2010
6.	79	Sam Mlkvy	36 goals	2018
7.	78	Megan Bell	27 goals	2016
8.	77	Laura Simanski	38 goals	2012
9.	71	McKenna Rushford	34 goals	2018
	71	Lindsey Marshall	30 goals	2008

## SHOTS ON GOAL

1.	81	Monica Borzillo	39 goals	2017
2.	80	Monica Borzillo	42 goals	2018
3.	79	Laura Simanski	47 goals	2009
4.	77	Courtney Curtis	37 goals	2015
5.	65	Sam Mlkvy	36 goals	2018
6.	64	Laura Simanski	39 goals	2010
7.	58	Megan Bell	27 goals	2016
8.	57	Laura Simanski	38 goals	2012
9.	55	Lindsey Marshall	30 goals	2008
10.	54	McKenna Rushford	34 goals	2018

## MAN-UP GOALS

1.	4	McKenna Rushford	2018
	4	Courtney Curtis	2015
3.	3	Monica Borzillo	2018
	3	Monica Borzillo	2017
5.	2	Taylor Gysin	2019
	2	Sam Mlkvy	2018
	2	Laura Simanski	2012
	2	Marissa Pierson	2012
9.	1	23x by 18 Bearcats	
	1	Jayde Sains	2019

## MAN DOWN GOALS

1.	2	McKenna Rushford	2018
	2	Elaina Enich	2016
3.	1	Bridget Cleary	2017
	1	Amanda Donovan	2017
	1	Sam Mlkvy	2017
	1	Gianna Napoletano	2017
	1	McKenna Rushford	2017
	1	Kylie Ramsland	2011 & 2012
	1	Katie Kiriazoglou	2010 & 2012
	1	Laura Simanski	2010
	1	Gabby Simmaz	2010
	1	Jenn Doran	2010

## GAME-WINNING GOALS

1.	3	Kylie Ramsland	2013
2.	2	Monica Borzillo	2018 & 2019
	2	Alyssa Adams	2018
	2	Taylor Gysin	2018
	2	McKenna Rushford	2018
	2	Amanda Donovan	2017
	2	Brooke Kovinsky	2016
	2	Sarah Del Bene	2014
	2	Laura Simanski	2009 & 2012
	2	Natalie Starvaggi	2009

## FREE-POSITION GOALS

1.	13	Courtney Curtis	2015
2.	12	Lindsey Marshall	2009
3.	11	McKenna Rushford	2018
	11	Laura Simanski	2011
5.	10	Monica Borzillo	2017 & 2018
	10	Kylie Ramsland	2012
	10	Laura Simanski	2010 & 2012
10.	9	Katie Stegmann	2017
	9	Laura Simanski	2009
	9	Lindsey Marshall	2008
--	8	Adams & Borzillo	2019

## GROUND BALLS

1.	61	Meg Gulmi	2015
2.	55	Jen Mott	2008
3.	49	Morgan Dukes	2018
	49	Meg Gulmi	2014
5.	48	Sam Mlkvy	2018
6.	46	Meg Gulmi	2016
7.	43	Lauren Hudson	2017
8.	42	LB Zinkand	2009
9.	41	Schuyler Nissen	2018
10.	39	Kyara Byner	2016

## DRAW CONTROLS

1.	70	Sam Mlkvy	2018
2.	65	Megan Bell	2012
3.	58	Kylie Ramsland	2013
4.	55	Megan Bell	2013
5.	50	Sam Mlkvy	2019
6.	48	Megan Bell	2016
7.	46	Katie Stegmann	2017
8.	44	Rachel Mercier	2012
9.	42	Schuyler Nissen	2018
	42	Schuyler Nissen	2017

## CAUSED TURNOVERS

1.	41	Kyara Byner	2016
2.	36	Kyara Byner	2015
3.	28	Amanda Donovan	2017
4.	25	Lauren Hudson	2016
5.	23	Skylar DeLemos	2016
6.	22	Monica Borzillo	2019
	22	Lauren Kelly	2008
	22	Lindsey Marshall	2009
9.	21	Kyara Byner	2014
10.	20	Amanda Donovan	2018 & 2019
	20	Lauren Hudson	2017

## SAVES

1.	161	Giuliana Durso	199 ga	2018
	161	Katherine Russo	182 ga	2010
	161	Katherine Russo	208 ga	2009
4.	145	Meg Gulmi	215 ga	2015
5.	142	Meg Gulmi	180 ga	2013
6.	139	Meg Gulmi	161 ga	2016
7.	133	Jennifer Walsh	186 ga	2011
8.	129	Jennifer Walsh	265 ga	2012
9.	120	Meg Gulmi	191 ga	2014
10.	110	Jen Mott	154 ga	2008

## SAVES PER GAME (min. 5 games)

1.	9.47	Giuliana Durso	17 gms	2018
	9.47	Katherine Russo	17 gms	2010
	9.47	Katherine Russo	17 gms	2009
4.	8.88	Meg Gulmi	16 gms	2013
5.	8.87	Jennifer Walsh	15 gms	2011
6.	8.53	Meg Gulmi	17 gms	2015
7.	8.50	Giuliana Durso	10 gms	2019
8.	8.18	Meg Gulmi	17 gms	2016
9.	8.06	Jennifer Walsh	16 gms	2012
10.	7.06	Meg Gulmi	17 gms	2014

## SAVE PERCENT (min. 5 saves)

1.	.500	Katherine Russo	15ga	15sv	2011
2.	.463	Katherine Russo	198ga	171sv	2010
3.	.463	Meg Gulmi	161ga	139sv	2016
4.	.447	Giuliana Durso	199ga	161sv	2018
5.	.444	Kate Brocato	15ga	12sv	2019
6.	.441	Meg Gulmi	180ga	142sv	2013
7.	.436	Katherine Russo	208ga	161sv	2009
8.	.423	Giuliana Durso	116ga	85sv	2019
9.	.417	Jennifer Walsh	186ga	133sv	2011
10.	.417	Jen Mott	154ga	110sv	2008

## GOALS AGAINST AVERAGE (min. 120 minutes)

1.	10.00	Meg Gulmi	161ga	966m	2016
2.	11.32	Haley Marvine	31ga	164m	2010
3.	12.30	Meg Gulmi	180ga	878m	2013
4.	12.44	Katherine Russo	182ga	878m	2010
5.	12.95	Giuliana Durso	199ga	922m	2018
6.	13.05	Jennifer Walsh	36ga	165m	2014
7.	13.26	Meg Gulmi	191ga	864m	2014
8.	13.35	Alex MacAffer	179ga	804m	2017
9.	13.84	Katherine Russo	208ga	902m	2009
10.	14.18	Meg Gulmi	215ga	910m	2015

## MOST WINS

1.	8	Giuliana Durso	8-9	2018
2.	7	Katherine Russo	7-7	2009
3.	6	Meg Gulmi	6-11	2014
	6	Meg Gulmi	6-9	2013
5.	5	Giuliana Durso	5-3	2019
	5	Alex MacAffer	5-10	2017
7.	4	Meg Gulmi	4-13	2016
	4	Katherine Russo	4-12	2010
9.	3	Jennifer Walsh	3-13	2012
10.	2	Meg Gulmi	2-15	2015
	2	Jen Mott	2-11	2008

updated thru Gardner-Webb game (3/22/19)

POINTS

1.	11	Monica Borzillo	2/10/19	Kent State
2.	10	Monica Borzillo	3/2/18	Central Michigan
	10	Monica Borzillo	4/1/17	at Butler
4.	9	Monica Borzillo	3/24/19	Gardner-Webb
	9	Monica Borzillo	2/24/19	Detroit Mercy
	9	McKenna Rushford	2/18/18	at Winthrop
	9	Monica Borzillo	3/17/17	Gardner-Webb
8.	8	Taylor Gysin	2/15/19	Marquette
	8	Sam Mlkvy	4/21/18	at Butler
	8	Monica Borzillo	2/26/18	Ohio State
	8	Monica Borzillo	3/10/17	at Detroit Mercy
	8	Megan Bell	2/21/14	at Stetson
	8	Katie Kiriazoglou	2/26/12	at Presbyterian
	8	Katie Kiriazoglou	4/15/11	Villanova
	8	Katie Kiriazoglou	4/18/10	Jacksonville
	8	Katie Kiriazoglou	3/13/10	Presbyterian

GOALS

1.	8	Monica Borzillo	3/2/18	Central Michigan
2.	7	Monica Borzillo	2/10/19	Kent State
	7	Sam Mlkvy	4/21/18	at Butler
	7	Laura Simanski	4/30/10	at Villanova
5.	6	Monica Borzillo	3/24/19	Gardner-Webb
	6	Monica Borzillo	2/24/19	Detroit Mercy
	6	Taylor Gysin	2/15/19	Marquette
	6	McKenna Rushford	2/26/18	Ohio State
	6	McKenna Rushford	2/18/18	at Winthrop
	6	Megan Bell	2/21/14	at Stetson
	6	Katie Kiriazoglou	2/26/12	at Presbyterian
	6	Kylie Ramsland	2/19/12	vs Fresno State
	6	Katie Liberatore	3/11/11	Detroit
	6	Laura Simanski	2/22/09	at Robert Morris

ASSISTS

1.	6	Monica Borzillo	3/4/19	at #20 Michigan
	6	Monica Borzillo	4/1/17	Butler
	6	Monica Borzillo	3/17/17	Gardner-Webb
4.	5	Monica Borzillo	3/10/17	at Detroit Mercy
	5	Katie Kiriazoglou	4/15/11	Villanova
	5	Katie Kiriazoglou	4/18/10	Jacksonville
	5	Katie Kiriazoglou	3/23/10	at Fresno State
	5	Katie Kiriazoglou	3/13/10	Presbyterian
9.	4	Kate Carney	2/15/19	Marquette
	4	Monica Borzillo	2/10/19	Kent State
	4	Monica Borzillo	3/5/18	Detroit Mercy
	4	Kate Carney	2/16/18	at Gardner-Webb
	4	Sarah Del Bene	3/8/15	Presbyterian
	4	Courtney Curtis	3/9/14	at Presbyterian
	4	Katie Liberatore	3/13/10	Presbyterian
	4	Lauren Houck	3/25/09	Fresno State
	4	Lauren Houck	2/15/09	at Presbyterian

SHOTS

1.	14	Megan Bell	2/21/16	at Presbyterian
2.	13	Lindsey Marshall	4/12/08	UC Davis
3.	12	Sam Mlkvy	4/21/18	at Butler
	12	Laura Simanski	3/5/10	at Detroit
5.	11	McKenna Rushford	3/24/18	at Temple
	11	Monica Borzillo	2/26/18	Ohio State
	11	Curtis Courtney	3/8/15	Presbyterian
	11	Taylor Young	3/5/13	Niagara
	11	Laura Simanski	3/20/10	at Oregon
10.	10	Sam Mlkvy	2/10/19	Kent State
	10	Monica Borzillo	3/2/18	Central Michigan
	10	Monica Borzillo	4/22/17	Vanderbilt
	10	Monica Borzillo	2/26/17	at Campbell

MAN-UP GOALS SCORED

1.	2	McKenna Rushford	3/8/18	Campbell
	2	Monica Borzillo	2/19/17	at Ohio State
	2	Courtney Curtis	3/8/15	Presbyterian
4.	1	41x		

MAN-DOWN GOALS SCORED

1.	1	16x		
	1	McKenna Rushford (3x)	3/18/18	at Marquette (most recent)

FREE-POSITION GOALS SCORED

1.	3	Alyssa Adams	3/22/19	San Diego State
	3	Monica Borzillo	2/24/19	Detroit Mercy
	3	Monica Borzillo	3/2/18	Central Michigan
	3	McKenna Rushford	2/18/18	at Winthrop
	3	Courtney Curtis	3/15/15	at Coastal Carolina
	3	Megan Bell	2/21/14	at Stetson
	3	Laura Simanski	3/17/12	Iona
	3	Kylie Ramsland	2/19/12	vs Fresno State
	3	Ali Mattingly	4/19/09	vs LeMoyne
10.	2	44x		

SAVES

1.	23	Katherine Russo	3/7/10	Duquesne
2.	21	Katherine Russo	4/18/10	Jacksonville
3.	17	Meg Gulmi	4/19/15	Temple
	17	Meg Gulmi	3/29/15	UConn
	17	Jennifer Walsh	2/20/11	at High Point
	17	Katherine Russo	4/3/10	at Loyola (Md.)
	17	Katherine Russo	4/11/09	Loyola (Md.)
	17	Jen Mott	4/11/08	Davidson
9.	16	Meg Gulmi	4/21/13	at Louisville
	16	Katherine Russo	5/2/10	at Rutgers

GROUND BALLS

1.	13	Jen Mott	4/11/08	Davidson
2.	11	Laura Simanski	3/5/10	at Detroit Mercy
3.	10	Meg Gulmi	3/30/14	Oregon
4.	9	Sam Mlkvy	4/23/18	ECU
	9	Meg Gulmi	4/19/15	Temple
	9	LB Zinkand	2/22/09	at Robert Morris
7.	8	Sam Mlkvy	3/24/19	Gardner-Webb
	8	Kate Carney	4/29/18	Villanova
	8	Kate Carney	4/7/18	Denver
	8	Lauren Hudson	3/12/17	at Central Michigan

DRAW CONTROLS

1.	13	Megan Bell	2/21/14	at Stetson
2.	11	Sam Mlkvy	2/8/19	Ohio State
	11	Megan Bell	3/27/12	Louisville
4.	10	Sam Mlkvy	4/21/18	at Butler
	10	Megan Bell	3/4/16	Detroit Mercy
6.	9	Sam Mlkvy	4/4/18	at Vanderbilt
7.	8	Alyssa Adams	4/23/18	ECU
	8	Kylie Ramsland	3/17/13	Presbyterian
	8	Rachel Mercier	3/30/12	at Loyola (Md.)
	8	Rachel Mercier	2/18/11	at Davidson

CAUSED TURNOVERS

1.	6	McKenna Rushford	2/26/18	Ohio State
	6	Kyara Byner	4/20/16	Florida
	6	Kyara Byner	2/26/16	at Winthrop
5.	5	Alexandra Fess	3/4/10	at #20 Michigan
	5	Monica Borzillo	2/10/19	Kent State
	5	Amanda Donovan	3/1/17	at Louisville
	5	Skylar DeLemos	4/20/16	Florida
	5	Kyara Byner	4/8/15	Vanderbilt
	5	Kyara Byner	4/25/15	Marquette
	5	Lauren Kelly	2/29/08	Robert Morris
10.	4	17x		

POINTS			
1.	34	2/15/19	Marquette
2.	32	3/24/19	Gardner-Webb
32		4/1/17	Butler
4.	31	3/13/10	Presbyterian
5.	30	2/16/18	at Gardner-Webb
30		3/17/17	Gardner-Webb
30		3/23/10	at Fresno State
8.	29	3/17/13	Presbyterian
9.	28	2/21/16	at Presbyterian
10.	26	4/23/18	ECU
26		4/18/10	Jacksonville

GOALS			
1.	22	3/24/19	Gardner-Webb
22		2/15/19	Marquette
22		3/17/13	Presbyterian
4.	21	4/1/17	Butler
21		3/17/17	Gardner-Webb
6.	20	2/16/18	at Gardner-Webb
20		2/26/12	at Presbyterian
8.	19	2/10/19	Kent State
9.	18	2/24/19	Detroit Mercy
18		3/13/10	Presbyterian
18		3/25/09	Fresno State
12.	17	3/22/19	San Diego State
17		3/8/18	Campbell
17		2/26/18	Ohio State
17		3/24/17	Winthrop
17		2/26/17	at Campbell
17		2/21/16	at Presbyterian
17		2/21/14	at Stetson
17		2/19/12	vs Fresno State
17		3/23/10	at Fresno State

ASSISTS			
1.	13	3/23/10	at Fresno State
13		3/13/10	Presbyterian
3.	12	2/15/19	Marquette
4.	11	4/1/17	Butler
11		2/21/16	at Presbyterian
11		4/18/10	Jacksonville
7.	10	3/24/19	Gardner-Webb
10		4/23/18	ECU
10		2/16/18	at Gardner-Webb
10.	9	3/14/19	at Louisville
9		3/17/17	Gardner-Webb

SHOTS			
1.	46	4/21/18	at Butler
2.	42	2/16/18	at Gardner-Webb
42		2/26/17	at Campbell
4.	41	2/21/16	at Presbyterian
5.	40	3/24/19	Gardner-Webb
40		4/6/08	at Howard
7.	39	2/10/19	Kent State
39		4/23/18	ECU
9.	38	4/1/17	Butler
38		3/17/13	Presbyterian

MAN-UP GOALS			
1.	3	3/8/18	Campbell
3		2/18/18	at Winthrop
3		3/3/12	at Liberty
4.	2	3/18/18	at Marquette
2		2/26/18	Ohio State
2		2/19/17	at Ohio State
2		2/21/16	at Presbyterian
2		3/8/15	Presbyterian
2		3/17/13	Presbyterian
10.	1	26x	3x in 201

MAN-DOWN GOALS			
1.	4	3/5/10	at Detroit Mercy
2.	2	3/10/17	at Detroit Mercy
3.	1	3/18/18	at Marquette
1		3/5/18	Detroit Mercy
1		4/1/17	Butler
1		3/19/17	Marquette
1		2/19/17	at Ohio State
1		3/13/16	at Niagara
1		3/6/16	Central Michigan
1		4/30/12	at Detroit Mercy
1		4/15/12	at Rutgers
1		2/20/11	at High Point

FREE-POSITION GOALS			
1.	7	2/24/19	Detroit Mercy
7		3/25/09	Fresno State
3.	6	3/8/18	Campbell
6		2/16/18	at Gardner-Webb
6		3/4/16	Detroit
6		2/21/14	at Stetson
6		4/5/13	Marquette
6		3/17/12	Iona
6		3/27/11	at Louisville
6		4/5/09	Rutgers

SAVES			
1.	23	3/7/10	Duquesne
2.	21	4/18/10	Jacksonville
3.	17	4/19/15	Temple
17		3/29/15	UConn
17		2/20/11	at High Point
17		4/3/10	at Loyola (Md.)
17		4/11/09	Loyola (Md.)
17		4/11/08	Davidson
17		3/16/08	Duquesne
10.	16	4/21/13	at Louisville
16		5/2/10	at Rutgers
16		3/30/08	Syracuse

GROUND BALLS			
1.	52	3/5/10	at Detroit Mercy
2.	50	4/23/18	ECU
3.	48	2/10/19	Kent State
4.	44	3/5/18	Detroit Mercy
5.	38	4/7/18	Denver
38		3/8/18	Campbell
7.	36	2/8/19	Ohio State
8.	36	4/29/18	Villanova
36		4/12/08	UC Davis
10.	35	2/21/16	at Presbyterian

DRAW CONTROLS			
1.	26	2/26/12	at Presbyterian
2.	21	3/24/18	Gardner-Webb
3.	20	3/17/13	Presbyterian
4.	19	4/23/18	ECU
19		4/15/17	UConn
19		4/1/17	Butler
19		2/21/16	at Presbyterian
19		4/30/10	at Villanova
9.	18	3/8/18	Campbell
18		3/26/17	at Villanova
18		4/30/12	at Detroit Mercy
18		2/19/12	vs Fresno State

CAUSED TURNOVERS			
1.	20	2/22/09	at Robert Morris
2.	18	2/16/18	at Gardner-Webb
3.	17	2/10/19	Kent State
17		4/22/17	Vanderbilt
17		3/4/15	Stetson
6.	15	3/5/18	Detroit Mercy
15		2/21/16	at Presbyterian
15		3/25/09	Fresno State
15		4/6/08	at Howard
10.	14	11x	

**GOALS**

1.	201	2018
2.	188	2017
3.	167	2010
4.	166	2009
5.	158	2012
6.	144	2019
	144	2013
8.	136	2014
9.	122	2016
10.	120	2011

**GOALS PER GAME**

1.	14.40	2019	10 gms
2.	11.82	2018	17 gms
3.	11.06	2017	17 gms
4.	9.88	2012	16 gms
5.	9.82	2010	17 gms
6.	9.76	2009	17 gms
7.	9.00	2013	16 gms
8.	8.00	2014	17 gms
	8.00	2011	15 gms
10.	7.18	2016	17 gms
11.	6.82	2015	17 gms

**ASSISTS**

1.	86	2018
2.	78	2010
3.	70	2017
4.	59	2019
5.	58	2012
6.	51	2016
7.	49	2011
8.	46	2013
9.	45	2014
10.	43	2009

**ASSISTS PER GAME**

1.	5.90	2019	10 gms
2.	5.06	2018	17 gms
3.	4.59	2010	17 gms
4.	4.12	2017	17 gms
5.	3.62	2012	16 gms
6.	3.27	2011	15 gms
7.	3.00	2016	17 gms
8.	2.88	2013	16 gms
9.	2.65	2014	17 gms
10.	2.53	2009	17 gms
11.	1.75	2008	16 gms

**POINTS**

1.	287	2018	201g	86a
2.	258	2017	188g	70a
3.	245	2010	167g	78a
4.	216	2012	158g	58a
5.	209	2009	166g	43a
6.	203	2019	144g	59a
7.	190	2013	144g	46a
8.	181	2014	136g	45a
9.	173	2016	122g	51a
10.	169	2011	120g	49a

**POINTS PER GAME**

1.	20.30	2019	10 gms
2.	16.88	2018	17 gms
3.	15.18	2017	17 gms
4.	14.41	2010	17 gms
5.	13.50	2012	16 gms
6.	12.29	2009	17 gms
7.	11.88	2013	16 gms
8.	11.27	2011	15 gms
9.	10.65	2014	17 gms
10.	10.18	2016	17 gms
11.	8.50	2008	16 gms

updated thru GWU game (3/24/19)

**SHOTS ATTEMPTED**

1.	504	2018
2.	467	2017
3.	417	2009
4.	374	2010
5.	354	2012
6.	333	2016
7.	323	2019
8.	309	2014
9.	307	2008
10.	305	2013

**SHOTS PER GAME**

1.	32.30	2019	10 gms
2.	29.65	2018	17 gms
3.	27.47	2017	17 gms
4.	24.53	2009	17 gms
5.	22.12	2012	16 gms
6.	22.00	2010	17 gms
7.	19.59	2016	17 gms
8.	19.19	2008	16 gms
9.	19.06	2013	16 gms
10.	18.18	2014	17 gms
11.	17.93	2011	15 gms

**SHOTS ON GOAL**

1.	371	2018	201 g
2.	345	2017	188 g
3.	315	2009	166 g
4.	292	2010	167 g
5.	277	2012	158 g
6.	251	2016	122 g
7.	246	2014	136 g
8.	245	2019	144 g
9.	233	2015	116 g
10.	230	2008	108 g

**SOG PER GAME**

1.	24.50	2019	10 gms
2.	21.82	2018	17 gms
3.	20.29	2017	17 gms
4.	18.53	2009	17 gms
5.	17.31	2012	16 gms
6.	17.18	2010	17 gms
7.	14.76	2016	17 gms
8.	14.47	2014	17 gms
9.	14.38	2008	16 gms
10.	14.31	2013	16 gms
11.	13.71	2015	17 gms

**WOMAN-UP GOALS**

1.	12	2018
2.	6	2013
	6	2017
	6	2012
5.	4	2015
	4	2016
7.	3	2019
8.	1	2009
	1	2011
	1	2010
	1	2014

**WOMAN DOWN GOALS**

1.	5	2017
2.	4	2010
3.	2	2018
	2	2016
	2	2012
6.	1	2011

**GAME-WINNING GOALS**

1.	8	2018
2.	7	2009
	7	2013
4.	6	2014
	6	2017
6.	5	2019
	5	2010
8.	4	2016
9.	3	2012
10.	2	3x...
		2015, 2011, 2008

**FREE-POSITION GOALS**

1.	43	2018
2.	42	2009
3.	39	2012
4.	37	2017
5.	36	2010
6.	34	2015
	34	2016
8.	33	2014
9.	32	2011
	32	2013
	26	2019

**GROUND BALLS**

1.	501	2018
2.	351	2010
3.	347	2017
4.	329	2009
5.	314	2008
6.	306	2015
7.	294	2019
8.	287	2016
9.	275	2014
10.	255	2012

**GROUND BALLS PER GAME**

1.	29.40	2019	10 gms
2.	29.47	2018	17 gms
3.	20.65	2010	17 gms
4.	20.41	2017	17 gms
5.	19.62	2008	16 gms
6.	19.35	2009	17 gms
7.	18.00	2015	17 gms
8.	16.88	2016	17 gms
9.	16.80	2011	15 gms
10.	16.18	2014	17 gms
11.	15.94	2012	16 gms

**DRAW CONTROLS**

1.	232	2012
2.	228	2017
3.	227	2018
4.	213	2009
5.	189	2010
6.	172	2013
7.	171	2011
8.	165	2008
9.	155	2016
	155	2015
	147	2019

**DRAW CONTROLS PER GAME**

1.	14.70	2019	10 gms
2.	14.50	2012	16 gms
3.	13.41	2017	17 gms
4.	13.35	2018	17 gms
5.	12.53	2009	17 gms
6.	11.40	2011	15 gms
7.	11.12	2010	17 gms
8.	10.75	2013	16 gms
9.	10.31	2008	16 gms
10.	9.12	2016	17 gms
	9.12	2015	17 gms

**CAUSED TURNOVERS**

1.	187	2018
2.	169	2017
3.	164	2016
4.	153	2015
5.	134	2009
6.	130	2019
7.	129	2008
8.	121	2010
9.	118	2014
10.	115	2013

**CAUSED TURNOVERS PER GAME**

1.	13.00	2019	10 gms
2.	11.00	2018	17 gms
3.	9.94	2017	17 gms
4.	9.65	2016	17 gms
5.	9.00	2015	17 gms
6.	8.06	2008	16 gms
7.	7.88	2009	17 gms
8.	7.19	2013	16 gms
9.	7.12	2010	17 gms
10.	6.94	2014	17 gms
11.	6.44	2012	16 gms

**SAVES**

1.	189	2010	229 ga
2.	171	2018	216 ga
	171	2011	234 ga
4.	168	2009	220 ga
5.	165	2008	243 ga
6.	151	2013	200 ga
7.	149	2015	233 ga
8.	144	2016	166 ga
9.	132	2014	227 ga
10.	129	2012	269 ga
	99	2019	118 ga

**SAVES PER GAME**

1.	11.40	2011	15 gms
2.	11.12	2010	17 gms
3.	10.31	2008	16 gms
4.	10.06	2018	17 gms
5.	9.90	2019	10 gms
6.	9.88	2009	17 gms
7.	9.44	2013	16 gms
8.	8.76	2015	17 gms
9.	8.47	2016	17 gms
10.	8.06	2012	16 gms
11.	7.76	2014	17 gms

**SAVE PERCENTAGE**

1.	.465	2016	166 ga	144 sv
2.	.452	2010	229 ga	189 sv
3.	.442	2018	216 ga	171 sv
4.	.433	2009	220 ga	168 sv
5.	.430	2013	200 ga	151 sv
6.	.422	2011	234 ga	171 sv
7.	.418	2019	138 ga	99 sv
8.	.404	2008	243 ga	165 sv
9.	.390	2015	233 ga	149 sv
10.	.368	2014	227 ga	132 sv
11.	.334	2017	231 ga	116 sv

**GOALS AGAINST AVERAGE**

1.	9.76	2016	166 ga	1020 m
2.	12.41	2013	200 ga	967 m
3.	12.63	2018	216 ga	1026 m
4.	13.06	2009	220 ga	1011 m
5.	13.18	2010	229 ga	1042 m
6.	13.23	2014	227 ga	1029 m
7.	13.59	2017	231 ga	1020 m
8.	13.63	2015	233 ga	1026 m
9.	13.70	2019	138 ga	605 m
10.	15.19	2008	243 ga	960 m
11.	15.60	2011	234 ga	900 m