

2024 SCHEDULE / RESULTS

DATE	OPPONENT	TIME/RESULT
02/16	@ Jacksonville (DH)	L, 8-6
02/16	@ Jacksonville (DH)	L, 11-3
02/20	NORTHERN KENTUCKY	W, 10-2
02/24	vs. Ball State%	W, 6-5
02/24	vs. Illinois%	W, 10-3
02/25	@ #25 Coastal Carolina%	L, 25-2
02/27	@ Xavier	L, 11-9
02/29	OAKLAND	W, 9-6
03/01	NORTHERN ILLINOIS	W, 13-5
03/02	NORTHERN ILLINOIS (DH)	W, 6-5 (7 inn.)
03/02	NORTHERN ILLINOIS (DH)	L, 6-4
03/03	NORTHERN ILLINOIS	W, 14-1 (7 inn.)
03/06	AKRON	W, 19-8
03/08	@ Kansas State*	L, 4-0
03/09	@ Kansas State*	W, 11-7
03/10	@ Kansas State*	L, 14-13 (12 inn.)
03/12	WESTERN ILLINOIS	L, 12-11
03/13	WESTERN ILLINOIS	W, 8-3
03/15	KANSAS*	L, 14-4
03/16	KANSAS*	W, 1-0
03/17	KANSAS*	W, 10-1
03/20	@ Miami (OH)	W, 11-3
03/22	@ Saint Louis	L, 14-12
03/23	@ Saint Louis	W, 13-4
03/24	@ Saint Louis	W, 8-3
03/26	@ Louisville	L, 11-5
03/28	@ Baylor*	W, 8-3
03/29	@ Baylor*	L, 8-6
03/30	@ Baylor*	L, 9-2
04/02	vs. Xavier^	Canceled
04/05	TCU*	W, 4-2
04/06	TCU*	W, 6-2
04/07	TCU*	W, 13-2 (7 inn.)
04/09	vs. Xavier^	W, 5-2
04/12	@ Oklahoma State*	L, 8-4 (10 inn.)
04/13	@ Oklahoma State*	L, 12-5
04/14	@ Oklahoma State*	L, 10-6
04/16	EASTERN KENTUCKY	W, 12-2 (8 inn.)
04/17	XAVIER	L, 6-4
04/19	HOUSTON*	W, 6-4
04/20	HOUSTON*	W, 5-4
04/21	HOUSTON*	L, 8-5
04/26	@ UCF*	6 p.m.
04/27	@ UCF*	6 p.m.
04/28	@ UCF*	1 p.m.
05/03	WEST VIRGINIA*	5 p.m.
05/04	WEST VIRGINIA*	3 p.m.
05/05	WEST VIRGINIA*	1 p.m.
05/07	@ Indiana	6 p.m.
05/09	@ BYU*	8 p.m.
05/10	@ BYU*	8 p.m.
05/11	@ BYU*	1:30 p.m.
05/14	UCONN	11 a.m.
05/16	OKLAHOMA*	5 p.m.
05/17	OKLAHOMA*	5 p.m.
05/18	OKLAHOMA*	1 p.m.
05/21-25	BIG 12 Tournament	Arlington, Texas

* - BIG 12 game

Home games, in **BOLD CAPS**, played at UC Baseball Stadium

Times and dates subject to change.

% - Coastal Carolina Tournament

^ - Joe Nuxhall Classic (Prasco Park)

All home games will be broadcasted on ESPN+.



CINCINNATI

BEARCATS



UCF

KNIGHTS



APRIL 26-28 • JOHN EULIANO PARK • ORLANDO, FLA.

CINCINNATI

Record..... 23-18, 9-9 Big 12
Head Coach..... Jordan Bischel
Record at UC..... 23-18 (1st)
Career Record..... 337-174 (10th)

SERIES INFORMATION

Live Stats..... cpaw.me/LiveStats
Watch..... ESPN+
Series History..... UCF leads, 19-13
Last Meeting..... L, 4-3 (5/23/23)

UCF

Record..... 25-13, 8-10 Big 12
Head Coach..... Rich Wallace
School Record..... 25-13 (1st)
Career Record..... Same

GAME PREVIEW

CINCINNATI – The University of Cincinnati baseball team hits the road this weekend for a three-game series at Big 12 foe UCF.

Game one is set for 6 PM on Friday night and game two will start at 6 PM on Saturday. First pitch for the finale on Sunday is slated for 1 PM, and all three games will be broadcast on ESPN+.

Cincinnati (23-18, 9-9 Big 12) is coming off a series victory at home vs. Houston last weekend. Those results put the Bearcats in a four-way tie with Kansas, Kansas State, and Baylor in the Big 12 standings. All four teams are two games out of second place, which is occupied by Oklahoma State, West Virginia, and Texas and their identical 11-7 conference records. Oklahoma is 14-4 in conference play and sits alone atop the Big 12 standings.

The Bearcats and Knights are familiar foes, having faced off every season since 2014 except for the shortened 2020 campaign. UCF won the series last season at UC Baseball Stadium, but Cincinnati took two out of three in 2022 the last time these two teams met in Orlando.

Next up for Cincinnati is a midweek matchup at Ohio State on Tuesday, April 30 at 6 PM. UC will then return home for a three-game weekend series vs. West Virginia May 3-5.

Last Time Out

Cincinnati is coming off a series win vs. Houston, taking two out of three games against the Cougars at home this past weekend. After posting come-from-behind wins on Friday and Saturday, UC dropped the finale to Houston on Sunday.

The Bearcats found themselves trailing on Friday and Saturday but mounted back-to-back comebacks to clinch the series. In Friday's opener, UC used a four-run seventh inning highlighted by Tommy O'Connor's two-run homer to take the lead. Christian Mitchell then pitched scoreless eighth and ninth innings to complete the save and seal the win.

In Saturday's win, Louden Brooks tied the game in the seventh and Landyn Vidourek drove in the game-winning run in the eighth inning of a 5-4 victory. Carson Marsh threw three scoreless innings to earn the win and help the Bearcats win the series.

PROJECTED STARTING PITCHERS

GAME 1	GAME 2	GAME 3
RHP Seth Logue (UC)	RHP Nathan Taylor (UC)	TBA
vs.	vs.	vs.
RHP Ben Vespi (UCF)	RHP Dom Stagliano (UCF)	TBA

STATS COMPARISON

BATTING	AVG	OPS	GP	AB	R	H	2B	3B	HR	RBI	TB	SLG%	BB	HBP	SO	GDP	OB%	SF	SH	SB-A
Cincinnati	.21	.844	41	1,390	309	390	68	8	46	284	612	.440	241	63	359	15	.404	24	10	85-97
UCF	.282	.867	37	1,243	266	350	71	10	51	251	594	.478	185	43	321	19	.389	14	12	59-79

PITCHING	ERA	WHIP	W-L	APP	CG	SH	SV	IP	H	R	ER	BB	SO	2B	3B	HR	AB	AVG	WP	HBP	BK	SFA	SHA
Cincinnati	6.05	1.62	23-18	172	1	1	9	354.0	380	268	238	192	339	73	6	51	1,399	.272	25	52	0	17	13
UCF	4.20	1.25	25-13	153	0	2	9	329.2	276	176	154	134	328	55	10	35	1,214	.227	27	37	2	21	9

QUICK FACTS / NOTES

QUICK FACTS

GENERAL

Location	Cincinnati, OH 45221
Founded	1819
Enrollment	50,921
Conference	Big 12
Nickname	Bearcats
Colors	Red (PMS 186) & Black
Home Field	UC Baseball Stadium
President	Neville G. Pinto, PhD
Director of Athletics	John Cunningham
Faculty Representative	Brian Hatch, PhD

HISTORY

First Year of Baseball	1886
All-Time Record	1,774-1,924-21
No. Yrs in NCAA Tournament/Last	7/2019
Last NCAA Post-Season Opponent	Creighton, L, 1-6

COACHING STAFF

Head Coach	Jordan Bishel (St. Norbert '03)
Overall Record (Year)	337-174 (10th)
Record at Cincinnati (Year)	23-18 (1st)
Assistant Coach	Kyle Pettoruto (New Haven '97)
Year at Cincinnati	First/11th
Assistant Coach	Josh Reynolds (Central Missouri '10)
Year at Cincinnati	First/14th
Volunteer Assistant Coach	Tom Winske (St. Norbert '03)
Year at Cincinnati	First/26th

SUPPORT STAFF

Director of Program Development ..	Kyle Schroeder (1st season)
Director of Pitching Development	Taylor Sheriff (1st season)
Athletic Trainer	Zach Malecki (1st season)
Performance Nutrition Fellow	Adam Walz (2nd season)

2023 INFORMATION

Overall Record	24-33
Home	13-13
Road	11-15
Neutral	0-5
2023 Conference Record	10-14
Home	4-8
Road	6-6
Finish	5th

2023 TEAM

Position Starters Returning/Lost	5/4
Pitching Starters Returning/Lost	1/2

2024 SCHEDULE INFORMATION

Home/Away/Neutral Games:	23/26/4
Big 12 Home/Away Games:	15/15
Non-Conf. Home/Away/Neutral Games:	10/10/4

COMMUNICATIONS

Baseball Contact	Chris Cullum
Phone	630-220-4147
Email	cullumcm@ucmail.uc.edu

FOLLOW THE BEARCATS

For all the latest information on Cincinnati baseball, please visit GoBEARCATS.com. For up-to-the-minute updates, follow UC baseball (@GoBearsBase) on Twitter, Instagram and Facebook.

WHERE WE STAND

The Big 12 standings are quite packed heading into the final month of the season. With four weekends left in the regular season, Cincinnati finds itself among five teams within two games of second place, a spot that is occupied by three teams. At 9-9, UC is tied with Kansas, Kansas State, and Baylor. That quartet is behind Oklahoma State (11-7), West Virginia (11-7), Texas (11-7), and Texas Tech (12-9) in the standings and everyone trails first-place Oklahoma (14-4).

HOME COOKIN'

UC boasts a 15-5 record in 20 home games this year and outscoring opponents 164-99 on its home turf. All three of UC's run-rule wins have come at home and have come against Northern Illinois, TCU, and Eastern Kentucky.

RUN FACTORY

Helping UC's offense all season long has been its ability to manufacture runs. The Bearcats rank 15th in the nation in stolen bases (85) and are among the leaders in the Big 12 in walks (241), HBP (63), and sacrifice flies (24), ranking first in the league in the latter two categories. Their ability to get on base, take extra bases, and bring those runners home has helped UC reach double-digits in runs scored 14 times this season and post three run-rule victories. Cincinnati is averaging 7.5 runs per game, which ranks fourth in the Big 12.

CHRISTIAN MITCHELLE NAMED TO JOHN OLERUD TWO-WAY PLAYER OF THE YEAR AWARD WATCH LIST

Christian Michelle of the University of Cincinnati baseball team has been named to the watch list for the John Olerud Two-Way Player of the Year Award, the College Baseball Foundation announced Tuesday.

One of 23 players selected to the initial watch list, Michelle has made his mark on the diamond this year as an infielder and a relief pitcher.

Mitchelle has played in 36 games, making 29 starts primarily at shortstop, and is hitting .330 with 24 runs scored and 16 RBI. He ranks second on the team in batting average and his .389 batting average in Big 12 play is tops on the Bearcats. The Romeoville, Ill. native was outstanding this past weekend vs. Houston, hitting .583 with a home run and four RBI across three games.

On the mound, Michelle has pitched in 16 games and sports a 3.00 ERA with a team-best five saves. He has been one of head coach Jordan Bishel's most-trusted weapons out of the bullpen, ranking third on the team in pitching appearances this season. He ranks fourth in the Big 12 in saves.

The John Olerud Two-Way Player of the Year Award is presented annually by the College Baseball Foundation to honor the nation's top combo pitcher-position player. Recent winners include Caden Grice (Clemson, 2023), Paul Skenes (Air Force, 2022), and Spencer Schwellenbach (Nebraska, 2021).

JOSH HEGEMANN: HIT MACHINE

Operating in the middle of the lineup for much of the season, Josh Hegemann leads Cincinnati and ranks fourth in the Big 12 with a .368 batting average. He's been able to get hits in bunches this season, and has six games with at least three hits which are most on the team. Hegemann also ranks fifth in the Big 12 in on-base percentage (.483).

JOSH KROSS SLUGGING HIS WAY TO THE TOP

Josh Kross leads the Big 12 and ranks 24th in the nation in RBI (53) and is second in the Big 12 with 13 home runs. His three-home run performance at Saint Louis on March 22 tied UC's single-game school record are tied for the most by a Big 12 player in a game this season. Kross has a team-best 13 multi-hit efforts and has a season-high three hits in four games.

KERRINGTON CROSS ANCHORING THE OFFENSE

Kerrington Cross has been a great middle-of-the-order bat for Cincinnati in the early going, slashing .314/.462/.497 in 41 games. He ranks second in the Big 12 with 36 walks and is tied for third in runs scored (47) and sixth in stolen bases (12). He has started 40 of 41 games at third base.

Cross has reached base at least twice in 31 of Cincinnati's 41 games this season. His two-run home run in the bottom of the seventh of the series finale against TCU enacted the run-rule and capped Cincinnati's series sweep of the Horned Frogs. He also recorded the game-winning hit in the run-rule win vs. Eastern Kentucky.

SETH LOGUE PROVES TO BE BULLPEN WEAPON

Seth Logue opened the year in UC's starting rotation and is projected to start on Friday this weekend, but over the last few weeks had flourished in a new role out of the bullpen.

Over his last four outings, Logue compiled a 3.27 ERA over 22.0 innings out of the bullpen while striking out 28 and walking just six. His stretch of Friday night relief dominance started in the opener at Baylor when he struck out eight in 6.1 innings and continued against TCU when he punched out six in 5.1 frames. His finest outing was at Oklahoma State when he tied a career-high with nine strikeouts in 6.0 hitless innings.

NOTES

Logue's performance at Oklahoma State earned him a Game Score of 79, the second-highest mark in a relief performance across all of Division I during the weekend of April 12-14.

TWO-SPOT TOMMY O'CONNOR

Tommy O'Connor has hit out of the two-hole for nearly the entire season and has done a great job setting the table for the hitters behind him and clearing the table with his prodigious power.

O'Connor ranks second on UC with 11 home runs and a .584 slugging percentage, and also ranks second in runs scored and is third in walks. He is among the league leaders in homers and RBI, ranking sixth and seventh, respectively. He has 13 multi-hit efforts this year and 12 multi-RBI performances.

NATHAN TAYLOR SETTLING IN

Freshman Nathan Taylor has made 11 starts this year and has been one of the best pitchers on UC's staff. He is tied for first in the Big 12 lead with six wins and has a team-best 51 punchouts. He struck out a season-high 10 in 5.1 innings vs. Illinois on Feb. 24 and his last start against Kansas may have been his best one yet. Taylor struck out five in 6.0 scoreless frames vs. the Jayhawks on March 17.

The 6-4 hurler from Amelia, Ohio was a four-year letterwinner at West Clermont, where he was named the team's Most Valuable Player three years in a row. He led his team to a conference championship and a regional title as a senior while posting a sub-2.00 ERA en route to honorable mention all-state accolades.

CARSON MARSH STEPPING UP

A freshman reliever, Carson Marsh has made 18 appearances on the mound this season, tied for most on the team. He made his first start of the year on April 16 vs. Xavier and his top performance of the year also came against the Musketeers on April 9 at Prasco Park. The freshman hurler struck out six in 4.0 scoreless innings that night.

Marsh came up big in game two of the Houston series this past weekend, striking out three across three shutout innings to earn the win and clinch the series.

KAMERON GUIDRY'S SLUGGING STRETCH

For a three-game stretch earlier this season, nobody was hitting the ball better than Kameron Guidry.

He homered in three straight games (March 10 at Kansas State, March 12-13 vs. Western Illinois), hitting .462 with five home runs, 12 RBI, and seven runs scored over that stretch.

The senior infielder hit two home runs at Kansas State in the series finale, two more against Western Illinois in the first game of that midweek series, and added another the next day vs. WIU.

He has two of UC's four multi-homer games this year.

SINGLE-GAME SUPERLATIVES

- Cincinnati tied two major single-game program records during the SLU series. They slugged eight home runs in the series opener to tie the single-game school record, and they stole a record-tying 10 bases the next day.
- UC has drawn double-digit walks five times this season, including a high of 12 walks in games against Northern Illinois (March 2) and Western Illinois (March 12).

- The 20 hits against Kansas State on March 10 were the most for the Bearcats since tallying 20 hits against Xavier on March 21, 2021.

- Earlier this year, UC allowed one run combined in its final two games against Kansas. The last time they had allowed just one run combined over a two-game stretch was April 19-20, 2013 when they posted 5-1 and 4-0 victories, respectively, against Villanova.

WALK-OFF BRUISE

In game one of Cincinnati's doubleheader vs. Northern Illinois, Josh Hegemann was hit by a pitch with the bases loaded to bring in the game-winning run. It marked the first time since Feb. 24, 2013 that the Bearcats won a game in walk-off fashion with the RBI coming from something other than a hit or home run. UC won that game, 7-6, against Western Carolina when Colin Hawk was also hit by a pitch with the bases loaded.

TOMMY BOBA EARNS WEEKLY AWARDS FROM BIG 12 AND PERFECT GAME (MARCH 18-19)

Tommy Boba was named the Big 12 Pitcher of the Week on March 18 and the Perfect Game National Pitcher of the Week on March 19.

Boba was magnificent last week across two outings, one of which was a near no-hitter on Saturday vs. Kansas. Boba held the Jayhawks hitless through eight innings, finally surrendering his first hit of the day to the leadoff hitter in the top of the ninth. He struck out a career-best eight and retired 11 straight batters at one point from the end of the fourth inning to the beginning of the eighth. His start vs. KU is tied for the longest start by a Big 12 pitcher this season.

D1Baseball ranked the Top 100 pitching performances from this past weekend by game score, and Boba's mark of 86 was the

BIG 12 RESULTS & SCHEDULE**Recent Results****Tuesday, April 23**

New Mexico 17, **Texas Tech 3**
Kansas State 6, Omaha 4
UCF 10, Florida Gulf Coast 3
Texas A&M 13, Houston 11
TCU 5, Dallas Baptist 2
Oklahoma State 12, **Oral Roberts 4**
Kansas 9, **Nebraska 4**
Baylor 9, Sam Houston 3
Oklahoma 3, Wichita State 1
Texas 11, UT Arlington 0
BYU 5, Utah 4

Thursday, April 25

*BYU at Oklahoma State, 7 PM

Upcoming Games**Friday, April 26**

*Cincinnati at UCF, 6 PM
*Baylor at West Virginia, 6:30 PM
*BYU at Oklahoma State, 7 PM
*Texas Tech at Kansas, 7 PM
UT Arlington at Houston, 7:30 PM
*Texas at Oklahoma, 7:30 PM
*Kansas State at TCU, 7:30 PM

Saturday, April 27

*Cincinnati at UCF, 6 PM
*BYU at Oklahoma State, 2 PM
*Texas Tech at Kansas, 3 PM
*Baylor at West Virginia, 4 PM
*Kansas State at TCU, 5 PM
*Texas at Oklahoma, 5 PM
UT Arlington at Houston, 7:30 PM

Sunday, April 28

*Cincinnati at UCF, 1 PM
*Baylor at West Virginia, 11 AM
UT Arlington at Houston, 2 PM
*Texas Tech at Kansas, 2 PM
*Kansas State at TCU, 2 PM
*Texas at Oklahoma, 3 PM

Monday, April 29

Abilene Christian at BYU, 1 PM

(home teams in results are **bold**)
(Neutral site game)

* Big 12 Conference game
All times ET

highest in the country for this weekend's slate of games.

Earlier in the week, Boba struck out two in 1.1 innings against Western Illinois in midweek action.

JOSH KROSS - BIG 12 CO-NEWCOMER OF THE WEEK (MARCH 4)

Cincinnati earned its first weekly award as a member of the Big 12 Conference on March 4. Josh Kross was named Co-Newcomer of the Week thanks to his outstanding performances against Xavier, Oakland, and Northern Illinois.

The Brunswick, Ohio native was outstanding, hitting .455 and slugging .909 in six games while tallying three home runs and 11 RBI. He led Cincinnati in RBI and hits (11) and was tied for the team lead in home runs and runs scored (nine). He also reached base at least twice in five of six contests.

Kross opened the week by hitting his first home run as a Bearcat at Xavier on Feb. 27 and homered again in the next game vs. Oakland on Feb. 29. He saved his best performance for last, going 3-for-4 with a home run and career-high six RBI in the finale vs. Northern Illinois.

RETURN OF THE MAC

UC is 6-1 against Mid-American Conference teams this year. They defeated Ball State earlier this year in Conway, S.C., won three out of four games against Northern Illinois, and defeated Akron and Miami in midweek action.

Of course, head coach Jordan Bischel has ties for the MAC coming from Central Michigan, and six players on the roster transferred to UC after spending time in the MAC.

D1BASEBALL ACCOLADES

Five Bearcats were highlighted as top prospects and impact freshmen by D1Baseball in the organization's Big 12 preview.

Two Bearcats were represented in the Big 12 Conference prospect ranking for the upcoming 2024 MLB Draft, headlined by junior first basemen Tommy O'Connor coming in at No. 33. O'Connor batted .303 (23-for-76) with two doubles, two triples, eight home runs and 19 RBI in 2023.

Josh Kross, a transfer from Eastern Michigan, came in at No. 38 for the 2024 MLB Draft. He batted .376 (86-for-229) with 43 runs scored, 18 doubles, 15 home runs and 70 RBI. He was named MAC Freshman of the Year, First Team All-MAC and Freshman All-America by College Baseball Newspaper.

In addition, UC had a pair of two-way players recognized on the top prospect list for the 2025

MLB Draft. Christian Mitchell came in at No. 19, followed by Griffin Hugus at No. 28.

Mitchell is a transfer from Central Michigan, where he was named All-MAC Second Team after batting .307 (58-189) with 53 runs scored, 13 doubles, three home runs and 29 RBI as a freshman. He also served an important role as a relief pitcher in 2023, making 11 appearances with a 3.18 ERA.

Hugus, an AAC All-Freshman Team selection in 2023, batted .234 (29-for-124) with seven doubles, one triple, two home runs and 20 RBI. He made 18 appearances on the mound with a 1-2 record and two saves.

Freshman right-handed pitcher Nathan Taylor was selected to D1Baseball's impact freshmen list at No. 23. He was named West Clermont's Most Valuable Pitcher three years in a row and struck out 53 batters in 36 innings as a senior.

BISCHEL ERA BEGINS

Jordan Bischel became the 33rd head coach in Bearcat Baseball history on June 21, 2023.

Bischel comes to UC from Central Michigan, where he served as head coach for five seasons. He also spent four seasons as head coach of Northwood, an NCAA Division II program in Midland, Mich., and two seasons at the helm of NAIA program Midland University in Fremont, Neb.

As a head coach at the NCAA level he has nine winning seasons, eight conference championships, and three NCAA Regional appearances. Bischel's CMU squad advanced to the NCAA Tournament in 2019, 2021, and 2022.

BISCHEL BALL COMING TO UC

When asked what fans can expect from Cincinnati Baseball in 2024, Coach Bischel said that his team will play fast and play aggressive, which tracks with how his Central Michigan teams approached the game during his tenure there.

Last season, Bischel's Central Michigan squad ranked eighth in the country in stolen bases (133) and had three players with at least 20 stolen bases, including Christian Mitchell, who transferred to UC this season.

STADIUM UPGRADES

Cincinnati baseball has made several improvements to UC Baseball Stadium since the end of the 2023 season. Those additions and improvements include:

- New videoboard and turf surface.
- Upgraded stadium speakers and lighting.
- Renovated outfield fence that includes new padding and graphics featuring retired numbers, NCAA Regional appearances, and conference

championships.

- Updated indoor graphics featuring MLB alumni, current players, and Big 12 logos.
- Installation of new batting cages and pitching machine.

NEW FACES

Cincinnati's 2024 roster features 21 new players, including 12 transfers and nine true freshmen.

Christian Mitchell (Central Michigan), Hunter Jessee (Indiana), Michael Conte (Central Michigan), Ryan Insko (Central Michigan), Keegan Allen (West Virginia), Seth Logue (Kentucky), Joey Hurth (Indiana State), Luke Sefcik (Central Michigan), Will Murphy (DePauw), Josh Kross (Eastern Michigan), Dalton Pearson (Georgia State), and Marc Carney (Central Michigan) all join the Bearcats from previous institutions.

Gavin Ehrhardt (Avon, Ohio), Nathan Taylor (Amelia, Ohio), Noah Wicks (Arvada, Colo.), Charlie Niehaus (West Chester, Ohio), Joey Canzoni (Walton Hills, Ohio), Carson Marsh (West Chester, Ohio), Bradley Coulter (Taylorsville, Ky.), Drew Erdmann (Hudson, Ohio), and Carson French (West Chester, Ohio) are UC's true freshman.

WELCOME TO THE BIG 12

This will be Cincinnati's first baseball season in the Big 12, one of the premier baseball conferences in the country.

Four Big 12 baseball teams, No. 5 TCU, No. 16 Texas, No. 21 Texas Tech and No. 24 Kansas State, start the 2024 season in the D1Baseball Top 25. Six Big 12 programs were selected to the 2023 NCAA Division I Baseball Championship, with a Big 12 team reaching the Men's College World Series for the ninth consecutive tournament.

2024 BIG 12 CONFERENCE STANDINGS (through April 23)

SCHOOL	BIG 12	WIN%	OVERALL	WIN%	H	A	N	STK
Oklahoma	14-4	.778	25-14	.641	13-8	6-3	2-3	W4
Oklahoma State	11-7	.611	27-14	.659	15-5	7-6	3-1	W5
West Virginia	11-7	.611	23-16	.590	11-5	11-8	1-0	W3
Texas	11-7	.611	25-17	.595	15-10	7-3	0-3	W2
Texas Tech	12-9	.571	29-14	.674	18-3	5-8	3-2	L2
Kansas State	9-9	.500	25-15	.625	13-4	7-9	2-1	L3
Kansas	9-9	.500	22-15	.595	11-7	5-3	3-4	W4
Cincinnati	9-9	.500	23-18	.561	13-4	5-13	3-0	L3
Baylor	9-9	.500	19-20	.487	12-9	5-6	0-3	W3
UCF	8-10	.444	25-13	.658	5-4	7-8	0-0	L4
TCU	8-13	.381	24-15	.615	16-4	3-9	3-0	W2
BYU	6-15	.286	16-21	.432	6-8	8-8	1-2	L3
Houston	6-15	.286	20-21	.488	16-7	2-9	1-2	L2

MULTI-HIT GAMES

	2	3	4	5+	TOTAL
Kross, Josh	12	4	-	-	16
Cross, Kerrington	8	5	-	-	13
Brooks, Lauden	10	3	-	-	13
O'Connor, Tommy	10	2	1	-	13
Mitchelle, Christian	8	2	1	-	11
Hegemann, Josh	5	5	1	-	11
Jessee, Hunter	7	-	-	-	7
Vidourek, Landyn	4	2	-	-	6
Sefcik, Luke	5	1	-	-	6
Pearson, Dalton	4	-	-	-	4
Guidry, Kameron	1	1	-	-	2
Jones, Alec	-	1	-	-	1
Palmieri, Max	1	-	-	-	1

MULTI-RBI GAMES

	2	3	4	5+	TOTAL
Kross, Josh	8	5	1	2	16
O'Connor, Tommy	7	3	2	-	12
Cross, Kerrington	6	2	2	-	10
Jessee, Hunter	7	2	-	-	9
Vidourek, Landyn	6	-	1	-	7
Jones, Alec	5	-	-	-	5
Hegemann, Josh	4	1	-	-	5
Pearson, Dalton	4	1	-	-	5
Guidry, Kameron	1	1	1	1	4
Mitchelle, Christian	2	1	-	-	3
Brooks, Lauden	2	1	-	-	3
Sefcik, Luke	3	-	-	-	3

HITTING STREAKS

	LONGEST	CURRENT
Mitchelle, Christian	7	7
Guidry, Kameron	4	3
Jones, Alec	6	2
Sefcik, Luke	6	2
Harting, Cole	2	2
Pearson, Dalton	4	1
Brooks, Lauden	12	-
Jessee, Hunter	10	-
Hegemann, Josh	10	-
Kross, Josh	9	-
Cross, Kerrington	8	-
O'Connor, Tommy	8	-
Vidourek, Landyn	5	-
Palmieri, Max	3	-
Klingenbeck, Kory	1	-

REACHED-BASE STREAKS

	LONGEST	CURRENT
Hegemann, Josh	12	12
Kross, Josh	24	10
Mitchelle, Christian	10	10
Cross, Kerrington	18	8
Pearson, Dalton	11	8
Harting, Cole	6	6
Brooks, Lauden	12	5
Jessee, Hunter	15	4
O'Connor, Tommy	19	3
Guidry, Kameron	4	3
Palmieri, Max	3	3
Jones, Alec	12	2
Sefcik, Luke	6	2
Vidourek, Landyn	22	-
Klingenbeck, Kory	3	-

THE LAST TIME

THE LAST TIME A BEARCATS PLAYER ...

Hit for the cycle.....	Anthony Snowell, May 7, 1999 vs. Saint Louis
Hit a grand slam.....	Ryan Nicholson, May 18, 2023 at Houston
Hit a walk-off home run.....	Kameron Guidry, April 11, 2023 vs. Miami (OH)
Hit a walk-off base hit.....	Cole Harting, April 2, 2023 vs. Wichita State
Walk-off RBI without a hit.....	Josh Hegemann, bases-loaded HBP; March 2, 2024 vs. Northern Illinois
Led off the game with a home run.....	Kerrington Cross, April 14, 2024 at #21 Oklahoma State
Hit back-to-back home runs.....	O'Connor-Guidry, May 19, 2023 at Houston
Hit back-to-back-to-back home runs.....	Nicholson-Cross-Sponseller; May 19, 2022 vs UCF, 3rd inning
Hit two home runs in a game.....	Tommy O'Connor, March 28, 2024 at Baylor
Hit 3+ home runs in a game.....	Josh Kross, March 22, 2024 at Saint Louis
Hit a home run in two straight games.....	Josh Kross & Tommy O'Connor, March 22-23 at Saint Louis
Hit a home run in three straight games.....	Kameron Guidry; March 10, 2024 at Kansas State (2), March 12 (2) and March 13 (1), 2024 vs. Western Illinois
Hit an inside-the-park home run.....	Paul Komistek, February 29, 2020 vs. Oakland
Hit two doubles in a game.....	Kerrington Cross, April 17, 2024 vs. Xavier
Hit three doubles in a game.....	Jace Mercer, May 9, 2021 at Houston
Hit two triples in a game.....	Kerrington Cross, March 19, 2022 vs Saint Joseph's
Had four hits in a game.....	Christian Michelle, March 17, 2024 vs. Kansas
Had five hits in a game.....	Paul Komistek, Feb. 19, 2022 at FGCU
Had 6+ hits in a game.....	Cole Harting, 6; March 20, 2021 at Xavier
Had four RBIs.....	Kerrington Cross, April 7, 2024 vs. TCU
Had five RBIs.....	Kameron Guidry, March 10, 2024 at Kansas State
Had 6+ RBIs.....	Josh Kross; 6; March 3, 2024 vs. Northern Illinois
Scored three runs.....	Kerrington Cross, April 14, 2024 at #21 Oklahoma State
Scored four runs.....	Lauden Brooks, March 23, 2024 at Saint Louis
Scored 5+ runs.....	Jace Mercer, 5; February 28, 2020 vs Oakland
Stole 3+ bases.....	Lauden Brooks, 3, vs. Butler, March 26, 2023, Game 2
Walked three times.....	Josh Kross, April 21, 2024 vs. Houston
Walked four times.....	Josh Hegemann, vs. Butler, March 26, 2023, Game 2
Hit by a pitch twice.....	Hunter Jessee, April 5, 2024 vs. TCU
Had 15+ putouts.....	Ryan Nicholson - 1B, 15; April 1, 2023 vs. Wichita State
Has 20+ putouts.....	Ryan Noda - 1B, 21; April 12, 2015 vs. Memphis
Had 8+ assists.....	Kameron Guidry - SS, 8; May 24, 2022 vs. Tulane
Had 10+ assists.....	Sean Springer - 2B, 11; May 6, 2023 vs. ECU
Threw a complete game.....	Nathan Taylor, April 7, 2024 vs. TCU (7 innings)/Beau Keathley, May 24, 2022 vs. Tulane (9 innings)
Threw a complete-game shutout.....	Dylan Brosky, March 4, 2023 vs. North Alabama (7 innings)/J.T. Perez; April 20, 2018 vs #24 UConn
Threw a complete game in back-to-back appearances.....	Tristan Hammans; April 14/21, 2015 vs. Xavier/Louisville
Two Bearcats threw consecutive complete games.....	Walker/Walsh; April 9/11, 2014, vs. Miami (OH)/UConn
Three Bearcats threw consecutive complete games.....	Orndorff/Zellner/Perez; May 8/13/14, 2016, vs. UCF/ Houston
Threw 10 or more strikeouts.....	Nathan Taylor, 10; February 24, 2024 vs. Illinois
Pitched more than 9 innings in a game.....	B.J. Borsa, 9.2; May 18, 2002 vs. Saint Louis
Struck out four batters in an inning.....	Tony Cento; May 7, 1999 vs. Saint Louis
Threw a no-hitter.....	Chris Murphy; April 15, 1995 vs IUPUI

THE LAST TIME UC ...

Had 15-19 hits.....	15 at Baylor, March 29, 2024
Had 20+ hits.....	20 at Kansas State, March 10, 2024
Scored 10-14 runs.....	12 vs. Eastern Kentucky, April 16, 2024
Scored 15-19 runs.....	13 at Kansas State, March 10, 2024
Scored 20+ runs.....	22 at Xavier, March 20, 2021
Scored 10+ runs in one inning.....	10 runs, 6th inning vs. Oakland, March 19, 2006
Hit 5+ doubles.....	7 vs. Northern Illinois, March 1, 2024
Hit 3+ triples.....	3 vs. Miami, April 10, 2019
Hit three home runs.....	vs. Western Illinois, March 12, 2024
Hit four home runs.....	at USF, April 28, 2023
Hit 5+ home runs.....	8 at Saint Louis, March 22, 2024
Hit two grand slams.....	Kameron Guidry & Kory Klingenberg; at Xavier March 22, 2023
Stole five bases.....	5, vs. TCU, April 6, 2024
Stole six bases.....	6, vs. Northern Illinois, March 3, 2024
Stole 7+ bases.....	10, at Saint Louis, March 23, 2024
Played 10 innings.....	at #21 Oklahoma State, April 12, 2024
Played 11 innings.....	at Tulane, May 6, 2022
Played 12+ innings.....	12, at Kansas State, March 10, 2024
Swept a 3-game series.....	vs. TCU, April 5-7, 2024
Was swept in a 3-game series.....	at #21 Oklahoma State, April 12-14, 2024
Swept a 4-game series.....	vs. North Alabama, March 3-5, 2023
Was swept in a 4-game series.....	at #11 ECU, April 1-3, 2021
Swept a double-header.....	vs. North Alabama, March 5, 2023
Was swept in a double-header.....	at Jacksonville, February 16, 2024
Turned a triple play.....	8-6-3; at Miami, May 7, 2019

2024 CINCINNATI BASEBALL

ROSTER

NUMERICAL

#	NAME	YR.	POS.	B/T	HT.	WT.	HOMETOWN/HIGH SCHOOL/PREVIOUS SCHOOL
0	Alec Jones	R-Sr	C	R/R	6-0	195	Poway, Calif./Rancho Bernardo/Oral Roberts
2	Kerrington Cross	R-Jr.	UTL	R/R	6-1	215	Brownsburg, Ind./Brownsburg
3	Christian Mitchelle	So.	INF/RHP	R/R	6-0	200	Romeoville, Ill./ Plainfield East/Central Michigan
4	Sean Springer	R-Jr.	INF	L/R	5-10	175	Strongsville, Ohio/Holy Name
5	Hunter Jessee	Gr.	OF	L/L	6-0	190	South Lebanon, Ohio/Kings/Indiana
6	Max Palmieri	R-Sr.	INF	R/R	5-9	180	Maineville, Ohio/Kings/Lincoln Trail
7	Gavin Ehrhardt	Fr.	OF	L/L	5-11	210	Avon, Ohio/Avon
8	Lauden Brooks	Jr.	INF	R/R	5-10	190	Cincinnati, Ohio/McNicholas/Texas Tech
9	Kameron Guidry	R-Sr.	INF	R/R	5-11	182	Snellville, Ga./Redan/Georgia
10	Cole Harting	Sr.	OF	R/R	5-11	210	West Chester, Ohio/Mason
11	Nathan Taylor	Fr.	RHP	L/R	6-4	220	Amelia, Ohio/West Clermont
13	Noah Wicks	Fr.	C	L/R	5-11	186	Arvada, Colo./Golden
14	Landyn Vidourek	So.	OF	L/R	6-2	188	Hamilton, Ohio/Badin
15	Kory Klingenbeck	R-Jr.	C	S/R	5-10	207	Cincinnati, Ohio/Elder/Walters State
16	Michael Conte	Jr.	RHP	R/R	6-3	212	Cincinnati, Ohio/Walnut Hills/Central Michigan
17	Ryan Insko	R-Sr.	RHP	R/R	6-0	180	Kirkwood, Mo./St. John Vianney/Central Michigan
18	Max Bergmann	Sr.	RHP	R/R	6-3	205	Georgetown, Ind./St. Xavier
19	Charlie Niehaus	Fr.	INF	R/R	5-10	170	West Chester, Ohio/Archbishop Moeller
20	Keegan Allen	Jr.	RHP	R/R	6-0	185	Rogers, Ark/Bentonville/West Virginia
21	Shawn Parnell	R-Fr.	RHP	S/R	5-10	200	Akron, Ohio/Archbishop Hoban
22	Josh Hegemann	Sr.	OF	L/L	6-1	180	Liberty Township, Ohio/Badin
23	Kyle Schupmann	So.	INF	R/R	6-1	200	Geneva, Ill./Luther Prep
24	Carter Earls	Jr.	LHP	L/L	6-4	231	Middletown, Ohio/Bishop Fenwick
25	Joey Canzoni	Fr.	INF	R/R	5-11	195	Walton Hills, Ohio/Walsh Jesuit
26	Chase Horst	So.	LHP	L/L	5-11	183	Lititz, Pa./P27 Academy
27	Seth Logue	Sr.	RHP	R/R	6-1	190	Mason, Ohio/Archbishop Moeller/Kentucky
28	Griffin Hugus	So.	RHP/UTL	L/R	6-2	205	Wellington, Fla./Cardinal Newman
29	Carson Marsh	Fr.	RHP	R/R	5-10	170	West Chester, Ohio/Archbishop Moeller
30	Joey Hurth	Jr.	RHP	R/R	6-3	217	Hopkins, Minn./Hopkins/Indiana State
31	Luke Sefcik	R-So.	INF	R/R	5-10	185	Palos Heights, Ill./Marist/Central Michigan
32	Tommy Boba	So.	RHP	R/R	6-2	206	Wheaton, Ill./Wheaton Warrenville South
33	Bradley Coulter	Fr.	RHP	R/R	6-2	187	Taylorsville, Ky./Spencer County
35	Will Murphy	R-Fr.	RHP	R/R	5-10	185	Morrow, Ohio/Cincinnati Hills Academy/DePauw
40	Drew Erdmann	Fr.	RHP	R/R	6-4	220	Hudson, Ohio/Walsh Jesuit
41	Josh Kross	Jr.	1B/C	S/R	6-2	226	Brunswick, Ohio/Brunswick/Eastern Michigan
42	Dalton Pearson	Sr.	OF	R/R	5-10	193	Johns Creek, Ga./Johns Creek/Georgia State
43	Marc Carney	Sr.	C	R/R	6-4	242	Highland, Mich./Milford/Central Michigan
44	Tommy O'Connor	Jr.	1B	L/L	6-4	230	Martinsville, Ind./Mooresville
45	Brenden Garula	So.	LHP	R/L	6-0	190	Mason, Ohio/Mason
46	Carson French	Fr.	RHP	R/R	6-1	213	West Chester, Ohio/Lakota East
77	Alex Shea	R-Sr.	LHP	L/L	6-4	212	Union, Ky./St. Henry

ALPHABETICAL

#	NAME	POS.
20	Keegan Allen	RHP
18	Max Bergmann	RHP
32	Tommy Boba	RHP
8	Lauden Brooks	INF
25	Joey Canzoni	INF
43	Marc Carney	C
16	Michael Conte	P
33	Bradley Coulter	RHP
2	Kerrington Cross	UTL
24	Carter Earls	LHP
7	Gavin Ehrhardt	OF
40	Drew Erdmann	RHP
46	Carson French	RHP
45	Brenden Garula	LHP
9	Kameron Guidry	INF
10	Cole Harting	OF
22	Josh Hegemann	OF
26	Chase Horst	LHP
28	Griffin Hugus	RHP/UTL
30	Joey Hurth	RHP
17	Ryan Insko	RHP
5	Hunter Jessee	OF
0	Alec Jones	C
15	Kory Klingenbeck	C
41	Josh Kross	C/INF
27	Seth Logue	RHP
29	Carson Marsh	RHP
3	Christian Mitchelle	INF
35	Will Murphy	RHP
19	Charlie Niehaus	INF
44	Tommy O'Connor	1B
6	Max Palmieri	INF
21	Shawn Parnell	RHP
42	Dalton Pearson	OF
23	Kyle Schupmann	INF
31	Luke Sefcik	INF
77	Alex Shea	LHP
4	Sean Springer	INF
11	Nathan Taylor	RHP
14	Landyn Vidourek	RHP/UTL
13	Noah Wicks	C

COACHING STAFF

Jordan Bischel - Head Coach (1st Season)
Josh Reynolds- Assistant Coach (1st Season)
Kyle Pettoruto- Assistant Coach (1st Season)
Tom Winske- Assistant Coach (1st Season)

SUPPORT STAFF

Kyle Schroeder - Director of Program Development (1st Season)
Tyler Dellerman - Director of Video (1st Season)
Tayler Sheriff- Director of Pitching Development (1st Season)
Zach Malecki- Athletic Trainer

PRONUNCIATIONS

Max PALMIERI: Paul-MERRY
Gavin EHRHARDT: AIR-heart
LAUDEN Brooks: LAO-den (like 'ow')
Kameron GUIDRY: GID-ree.
Ryan INSCO: IN-sko
Landyn VIDOUREK: VID-er-rick
Michael CONTE: CON-tee

Luke SEFCIK: SEF-sick
Charlie NIEHAUS: KNEE-house
Kyle SCHUPMANN: SHUP-man (like 'shut')
Griffin HUGUS: HEW-gus
Drew ERDMANN: ERD-men
Josh HEGEMANN: HEG-ah-man

Jordan BISCHEL: BISH-uhl

ROSTER BY POSITION

RHP.....16
INF11
LHP..... 5
OF 5
C..... 5
UTIL 3


ROSTER BY CLASS

Freshmen..... 9
Redshirt Freshmen 1
Sophomores 7
Redshirt Sophomores..... 1
Juniors 7
Redshirt Juniors..... 3
Seniors 6
Redshirt Seniors..... 5
Graduates..... 1

ROSTER BY STATE

Ohio21
Illinois 4
Indiana 3
Kentucky..... 2
Arkansas 1
California 1
Colorado..... 1
Florida 1
Georgia 1
Minnesota 1
Missouri 1
Pennsylvania 1

TV HEADSHOT CHART



ALEC JONES
C • R/R • Poway, Calif.



KERRINGTON CROSS
UTL • R/R • Brownsburg, Ind.




CHRISTIAN MITCHELLE
INF/RHP • R/R • Romeoville, Ill.



SEAN SPRINGER
INF • L/R • Strongsville, Ohio




HUNTER JESSEE
OF • L/L • South Lebanon, Ohio



MAX PALMIERI
INF • L/R • Maineville, Ohio



GAVIN EHRHARDT
OF • L/L • Avon, Ohio



LAUDEN BROOKS
INF • R/R • Cincinnati, Ohio



KAMERON GUIDRY
INF • R/R • Snellville, Ga.



COLE HARTING
OF • R/R • West Chester, Ohio




NATHAN TAYLOR
RHP • R/R • Amelia, Ohio




NOAH WICKS
C • L/R • Arvada, Colo.



LANDYN VIDOUREK
RHP/UTL • L/R • Hamilton, Ohio



KORY KLINGENBECK
C • S/R • Cincinnati, Ohio



MICHAEL CONTE
RHP • R/R • Cincinnati, Ohio



RYAN INSKO
RHP • R/R • Kirkwood, Mo.



MAX BERGMANN
RHP • R/R • Georgetown, Ind.



CHARLIE NIEHAUS
INF • R/R • West Chester, Ohio




KEEGAN ALLEN
RHP • R/R • Rogers, Ark.




SHAWN PARNELL
RHP • S/R • Akron, Ohio




JOSH HEGEMANN
OF • L/L • Liberty Township, Ohio



KYLE SCHUPMANN
INF • R/R • Geneva, Ill.



CARTER EARLS
LHP • L/L • Middletown, Ohio



JOEY CANZONI
INF • R/R • Walton Hills, Ohio




CHASE HORST
LHP • L/L • Lititz, Pa.




SETH LOGUE
RHP • R/R • Mason, Ohio



GRIFFIN HUGUS
UTL/RHP • L/R • Wellington, Fla.




CARSON MARSH
RHP • R/R • West Chester, Ohio




JOEY HURTH
RHP • R/R • Hopkins, Minn.




LUKE SEFCIK
INF • R/R • Palos Heights, Ill.



TOMMY BOBA
RHP • R/R • Wheaton, Ill.



BRADLEY COULTER
RHP • R/R • Taylorsville, Ky.



WILL MURPHY
RHP • R/R • Morrow, Ohio



DREW ERDMANN
RHP • R/R • Hudson, Ohio



JOSH KROSS
1B/C • S/R • Brunswick, Ohio



DALTON PEARSON
OF • R/R • Johns Creek, Ga.



MARC CARNEY
C • R/R • Highland, Mich.




TOMMY O'CONNOR
LHP/1B • L/L • Martinsville, Ind.



BRENDEN GARULA
LHP • R/L • Mason, Ohio



CARSON FRENCH
RHP • R/R • West Chester, Ohio



ALEX SHEA
LHP • L/L • Union, Ky.

COACHING STAFF



JORDAN BISCHEL
HEAD COACH • 1ST SEASON



JOSH REYNOLDS
PITCHING COACH / RECRUITING



KYLE PETTORUTO
HITTING COACH / INFELDERS



TOM WISKE
VOLUNTEER ASSISTANT / OUTFELDERS

HEAD COACH JORDAN BISCHEL



JORDAN BISCHEL • HEAD COACH • FIRST SEASON • ST. NORBERT '03

UC Director of Athletics John Cunningham announced on June 18, 2023 the hire of Jordan Bischel as the 33rd head coach in program history.

The Green Bay, Wis., native comes to UC from Central Michigan, where he served as head coach for five seasons. He also spent four seasons as head coach of Northwood, an NCAA Division II program in Midland, Mich., and two seasons at the helm of NAIA program Midland University in Fremont, Neb.

Overall, he has a 337-174 record (.660) as an NCAA coach, including nine winning seasons and eight conference championships (four at Central Michigan, four at Northwood).

Bischel led the Chippewas to four Mid-American Conference (MAC) championships -- two regular season and two tournament -- and three NCAA Regionals. The Chippewas went 177-80 (.689) during Bischel's tenure.

In five seasons as head coach at CMU, Bischel had a 102-32 MAC record and posted three consecutive 40-win full seasons for the first time since 1986-88. Bischel's teams won a combined 132 games in 2019, '21 and '22, marking the winningest three-year stretch in program history.

Bischel's CMU teams went a combined 31-8 against the five other Michigan Division I programs, Michigan, Michigan State, Eastern Michigan, Western Michigan and Oakland, and Bischel led his Chippewas to 12 victories over opponents from Power 5 conferences.

In 2022, the Chippewas finished 43-19, including 30-7 and in second place in the MAC. They made a remarkable run to the league tournament crown, starting 1-1 and then winning three consecutive elimination games, the final two against host and regular season champion Ball State.

That put the Chippewas in the NCAA Tournament for the third straight season, where they went 1-2 and bowed to No. 13-ranked Florida in the Gators' home stadium in Gainesville.

The Chippewas posted a 42-18 ledger in 2021, capped by a 2-2 finish in the NCAA Regional in South Bend, Ind. The Chippewas were the No. 4 seed in the four-team tournament and posted victories over No. 2 Michigan and No. 3 UConn.

Bischel electrified CMU baseball from the word go in 2019, leading it to its first MAC Tournament championship and its first NCAA Tournament berth since 1995. The 2019 squad posted a 47-14 mark -- an 18-win improvement over the 2018 squad -- and a dramatic 6-5 victory over Miami (Fla.) in an NCAA Regional game in Starkville, Miss. It was CMU's first NCAA Tournament victory since 1988.

The Chippewas earned their first MAC regular season title since 2015, tied the program record for victories in a season (47), and its .770-win percentage was fifth best in the nation.

Prior to his time at CMU, Bischel was the head coach of Northwood from 2014 to 2018. The Timberwolves posted a combined 137-76 record and won two Great Lakes Intercollegiate Athletic Conference (GLIAC) Championships as well as two GLIAC Tournament titles. Over his last two seasons, Northwood won 84 games -- the best two-year stretch prior to Bischel's arrival featured 55 wins (1989-90).

Before Northwood, Bischel coached at Midland University in Fremont, Neb., for two seasons, leading the Warriors to a combined 74-45 record. In his first year at Midland, the Warriors won 31 games.

Bischel also coached in the Northwoods League for five seasons, four with the Green Bay Bullfrogs and one with the Wisconsin Woodchucks. He also served as the pitching coach for three seasons at Northwest Missouri State and was an assistant coach at John Carroll and at St. Norbert College in Wisconsin.

Bischel was an academic all-conference first baseman and pitcher at St. Norbert from 2000 to 2003. He earned all-conference honors and served as the team captain as a senior.

Bischel and his wife Katie have three sons, twins Luke and Parker, and Chase.



THE BISCHEL FILE

Hometown: Green Bay, Wisconsin

Wife: Kate

Children: Luke, Parker, Chase

Education: St. Norbert '03

Playing Career: St. Norbert - 2000-03 (First base/Pitcher)

COACHING CAREER

YEAR	SCHOOL	POSITION
2004-06	St. Norbert	Assistant Coach
2007-09	John Carroll	Assistant Coach
2010-12	Northwest Missouri State	Assistant Coach
2013-14	Midland	Head Coach
2015-18	Northwood	Head Coach
2018-23	Central Michigan	Head Coach
2024-Present	Cincinnati	Head Coach

CAREER ACCOMPLISHMENTS

- MAC Coach of the Year (2019, 2021)
- GLIAC Coach of the Year (2017, 2018)

CHAMPIONSHIPS

- MAC Tournament Championship (2019, 2022)
- MAC Regular Season Championship (2019, 2021)
- GLIAC Tournament Championships (2017, 2018)
- GLIAC Regular Season Championship (2017, 2018)
- GPAC Tournament Championship (2014)

NCAA DIVISION I TOURNAMENT APPEARANCES

- 2022 NCAA Regional (Gainesville, Fla.); 1-2
- 2021 NCAA Regional (South Bend, Ind.); 2-2
- 2019 NCAA Regional (Starkville, Miss.); 1-2

BISCHEL YEAR-BY-YEAR RECORD

OVERALL					CONFERENCE				
YEAR	SCHOOL	W	L	PCT	W	L	PCT	FINISH	POSTSEASON
2013	Midland	31	26	.544	9	11	.450	6th	NAIA Opening Round
2014	Midland	43	19	.693	16	4	.800	3rd	NAIA Opening Round
MIDLAND TOTALS		74	45	.622	25	15	.625		1-4
YEAR	SCHOOL	W	L	PCT	W	L	PCT	FINISH	POSTSEASON
2015	Northwood	28	23	.549	20	12	.625	3rd	
2016	Northwood	25	24	.510	14	16	.467	3rd	
2017	Northwood	46	13	.780	26	6	.813	1st	NCAA Midwest Regional
2018	Northwood	28	16	.636	21	7	.750	1st	NCAA Tournament Qualifier
NORTHWOOD TOTALS		137	76	.643	81	41	.664		3-4
YEAR	SCHOOL	W	L	PCT	W	L	PCT	FINISH	POSTSEASON
2019	CMU	47	14	.770	22	5	.815	1st*	NCAA Regional
2020	CMU	11	6	.647	0	0	.000	N/A	
2021	CMU	41	18	.694	31	9	.775	1st	NCAA Regional
2022	CMU	43	19	.693	30	7	.811	2nd*	NCAA Regional
2023	CMU	34	23	.596	19	11	.633	3rd	
CMU TOTALS		177	80	.688	101	32	.759		4-6
YEAR	SCHOOL	W	L	PCT	W	L	PCT	FINISH	POSTSEASON
2024	Cincinnati	23	18	.561	7	8	.467		
CINCINNATI TOTALS		23	18	.561	9	9	.467		
NCAA CAREER TOTALS		337	174	.660	216	97	.690		8-14

ASSISTANT COACHES

13

**JOSH REYNOLDS**

PITCHING COACH / ASSISTANT COACH

University of Cincinnati head baseball coach Jordan Bischel announced on July 11, 2023 the hire of Josh Reynolds as assistant coach and pitching coach.

With more than 20 years of college and professional baseball experience as a player and coach, Reynolds will oversee the pitching efforts of Bearcats baseball. He recently served as Colorado Scouting Director for Prep Baseball Report from 2022 to 2023.

Prior to that, Reynolds coached at Northwestern where he oversaw the Wildcats' pitching staff and took a lead role in Northwestern's recruiting efforts (2016-22). He was named interim head coach in May of 2021.

Reynolds came to Northwestern after serving as an assistant coach at Kansas State from 2011 to 2015. He helped the Wildcats reach the NCAA Tournament twice in five years, while also securing the 2013 Big 12 Championship.

Prior to joining the coaching staff in Manhattan, Reynolds worked as an assistant coach at Evansville for the 2009 and 2010 seasons. He also had successful stints as a graduate manager and a volunteer at KSU, and as an assistant at Northeast Texas Community College.

Reynolds pitched for a Division II powerhouse Central Missouri from 1998 to 2000. He set the UCM record for career wins with 34 in three seasons, while helping Mules to Division II College World Series appearances in 1998 and 2000.

Reynolds was selected in the third round of the Major League Baseball Draft by the New York Mets in 2000. He also spent time in the Boston Red Sox and San Diego Padres organizations before transitioning to coaching in 2004.

9

**KYLE PETTORUTO**

ASSISTANT COACH / RECRUITING COORDINATOR

University of Cincinnati head baseball coach Jordan Bischel announced on July 11, 2023 the hire of Kyle Pettoruto as assistant coach and recruiting coordinator.

Pettoruto comes to UC following a four-year stint as the hitting coach/assistant coach for Rutgers University (2020-23). He will oversee the recruiting efforts of Bearcats baseball and will instruct infield play and assist in all areas of the offense.

Pettoruto recently led Rutgers to back-to-back top-5 league finishes, rebuilding a program that had not finished better than 10th in its entire Big Ten history prior to his arrival. The Scarlet Knights went 77-38 (.670) overall and 31-17 (.646) in the Big Ten over the previous two seasons.

Under Pettoruto's guidance in 2022, Rutgers had one of the most prolific lineups in all of college baseball. The Scarlet Knights led the country with 9.6 runs per game and were top-5 nationally in runs (565) and doubles (147). In addition, the 2022 recruiting class was ranked No. 25 by D1Baseball.com and Top 35 by Baseball America.

Prior to his time at Rutgers, Pettoruto spent six seasons at Bryant and was a part of six straight Northeast Conference regular season championships and two NCAA Tournament appearances.

He played a role in producing 40 All-NEC selections, 46 All-New England selections, six ABCA All-Northeast selections, two NEC and New England Players of the Year, four NEC Rookies of the Year, two New England Rookies of the Year, one Collegiate Baseball Freshman Player of the Year and four Freshman All-Americans in his six seasons at Bryant.

Prior to Bryant, Pettoruto worked as an assistant coach with the North Shore Navigators in the Futures Collegiate Baseball League in the summer of the 2012. Following the summer, Pettoruto was hired as an assistant coach at Merrimack. He worked with the outfielders and the hitters, helping the Warriors set a school record for wins in the spring of 2013.

Pettoruto was a four-year letterwinner at the University of New Haven and helped the Chargers earn a spot in the 2010 NCAA Tournament. He also played for the Joplin Outlaws of the MINK League and the Rome Thunderbolts during the summer.

40

**TOM WISKE**

ASSISTANT COACH

University of Cincinnati head baseball coach Jordan Bischel announced on July 11, 2023 the hire of Tom Winske as assistant coach.

Winske resumes his longtime affiliation with Bischel when the latter was named to lead the Cincinnati baseball program. He will work with the Bearcat catchers and outfielders as well as oversee bunting and baserunning.

Winske comes to Cincinnati from Central Michigan, where he served as a volunteer assistant coach from 2019 to 2023. He combined with Bischel to lead the Chippewas to four Mid-American Conference (MAC) championships -- two regular season and two tournament -- and three NCAA Tournament berths.

With Winske on the coaching staff, the Chippewas compiled an 102-32 MAC record and posted three consecutive 40-win full seasons for the first time since 1986-88. They won a combined 132 games in 2019, '21 and '22, marking the winningest three-year stretch in program history.

Winske came to CMU after a highly successful two-decade run as the head coach at NCAA Division III St. Norbert College in De Pere, Wis. He amassed a 444-287-1 career mark from 1999 to 2018 and is the Midwest Conference's all-time leader in both conference and overall wins.

Winske was named the Midwest Conference North Division Coach of the Year nine times in his 20 years at St. Norbert and led the Green Knights to four conference championships and five NCAA Tournament berths. His 2017 team won 30 games, the most victories in a season by any men's athletics team in St. Norbert history.

Bischel, a pitcher, played for Winske at St. Norbert from 2000 to 2003 and served as an assistant under his mentor from 2007-09.

SUPPORT STAFF

**TAYLOR SHERIFF**

DIRECTOR OF PITCHING DEVELOPMENT

Sheriff comes to UC from Western Illinois where he served as interim head coach of the baseball program for the 2023 season. He was the pitching coach and recruiting coordinator during the 2022 season, which was his first with the program.

In his first season, the Leathernecks saw an improvement in overall wins, Summit League victories and conference finish. Western Illinois also had improvements in nearly every major statistical category.

Prior to joining Western Illinois, Sheriff spent three years working for the baseball program at Spalding University as a pitching coach and recruiting coordinator. He oversaw three pitchers who were named All-SLIAC in 2019.

In 2017-18, Sheriff contributed as a volunteer assistant coach at Indiana University of Pennsylvania. Prior to that, he worked nearby at Penn State - New Kensington as an assistant coach.

Since 2014, Sheriff has spent his summer days functioning as a general manager and head coach for Paul Carpenter Capital Advisors AAABA Baseball in his home state of Pennsylvania. He started his coaching career in 2015 with United High School in Armagh, Pa

**KYLE SCHROEDER**

DIRECTOR OF PROGRAM DEVELOPMENT

Schroeder rejoins Bischel as the Bearcats director of program development. He comes to UC following a four-year stint as assistant coach at Central Michigan.

Schroeder played a major role in helping lead CMU to four Mid-American Conference championships -- two regular season and two tournament -- and three NCAA Tournament berths.

He previously served under Bischel for four years at Northwood University, where they combined to lead the program to unprecedented success, capped by back-to-back Great Lakes Intercollegiate Athletic Conference regular season and tournament championships in 2017 and 2018.

Prior to his four years at Northwood, Schroeder served as an assistant under Bischel at Midland University in 2013-14. Together, they led Midland to a league championship and an appearance in the NAIA National Tournament.

Schroeder began his coaching career as an assistant in 2008 at Luther College, worked as a graduate assistant at Northwest Missouri State and served as an assistant with the Green Bay Bullfrogs of the Northwoods League.

As a player at Luther from 2004 to 2007, Schroeder led the Norse to Iowa Intercollegiate Athletic Conference regular season and tournament championships during his senior year. He was named the 2007 IIAC Most Valuable Player and remains the program leader in several offensive categories, including career home runs (30) and career RBI (172).

Schroeder earned a bachelor's degree from Luther and a master's from Northwest Missouri State.


**TYLER DELLERMAN**

DIRECTOR OF OPERATIONS

**ZACH MALECKI**

ASSOCIATE ATHLETIC TRAINER

HITTER NOTES



#0 ALEC JONES

R/R • 6-0 • 195

POSITION: **CATCHER**CLASS: **RS-SENIOR**HOMETOWN: **POWAY, CALIF.**HIGH SCHOOL: **RANCHO BERNARDO**PREVIOUS: **ORAL ROBERTS**

NOTES

2024: Has started 20 games at catcher...Hit two-run homer at Louisville...Drove in game-winning run in 1-0 victory vs. Kansas...Tied career high with three hits in finale at K-State...Walked twice and tallied two RBI vs. Akron...Hit first home run of the year vs. Oakland.

Previous: Transferred to UC after two years at Oral Roberts; also spent a year at Palomar College...2021 All-Summit League First Team...Earned spot on AAC weekly honor roll on March 6, 2023

Personal: Has an older brother, Connor, who was a left-handed pitcher, causing Alec to become a catcher...Loves the ocean and used to surf nearly every morning in San Diego...Majoring in biological sciences

SEASON HIGHS

3 at Kansas State (3/10/24)
1, last at Oklahoma State (4/12/24)
-
1, last at Louisville (3/26/24)
4, last at Louisville (3/26/24)
2, last vs. TCU (4/7/24)
1, last vs. Eastern Kentucky (4/16/24)
2 vs. Akron (3/6/24)
1, last at Saint Louis (3/24/24)
6 at Kansas State (3/10/24)
1, last at Saint Louis (3/23/24)

CAREER HIGHS

H 4, last vs. South Dakota State (5/19/22)
2B 2, last vs. Tulane (4/22/23)
3B 1, last vs. Central Arkansas (3/15/22)
HR 1, last at Louisville (3/26/24)
TB 7 at Omaha (5/15/21)
RBI 5 vs. Butler (3/25/23)
R 3 vs. Butler (3/25/23)
BB 3 at Memphis (4/8/23)
HBP 2, last vs. Little Rock (3/16/22)
AB 6, last at Kansas State (3/10/24)
SB 2 at Memphis (4/8/23)

YEAR	AVG	GP-GS	AB	R	H	2B	3B	HR	RBI	TB	SLG%	OB%	BB	HBP	SB
2021 (ORU)	.337	35-30	98	23	33	7	1	5	25	57	.582	.412	12	2	0
2022 (ORU)	.176	44-37	119	19	21	4	1	3	21	36	.303	.296	16	5	0
2023	.278	46-39	151	27	42	7	0	7	30	70	.464	.396	24	6	7
2024	.210	26-21	81	10	17	3	0	2	16	26	.321	.281	6	2	2
Career	.252	151-127	449	79	113	21	2	17	92	189	.421	.353	58	15	9



#2 KERRINGTON CROSS

R/R • 6-1 • 215

POSITION: **INF/OF**CLASS: **RS-JUNIOR**HOMETOWN: **BROWNSBURG, IND.**HIGH SCHOOL: **BROWNSBURG**

NOTES

2024: Has started all 41 games, 40 at 3B and 1 at DH...Leads the Big 12 in walks (36), tied for second in runs scored (47) and fifth in stolen bases (12)...Hit game-winning two-run homer to complete run-rule win vs. TCU in series finale...Has reached base at least twice in 31 of UC's 41 games...Career-high three hits on four occasions...Nine games with at least two walks.

Previous: 2023 Second Team All-American Athletic Conference...Led UC in runs scored (49), walks (30), and stolen bases (14) last season...Earned National POTW honors from Collegiate Baseball last year after hitting four home runs in UC's series against UCF...Led AAC in triples (5) in 2022.

Personal: Born in Honolulu, Hawaii...Majoring in chemical engineering.

SEASON HIGHS

3, last at Baylor (3/29/24)
2, last vs. Xavier (4/17/24)
1, last vs. Western Illinois (3/12/24)
1, last at Oklahoma State (4/14/24)
7 vs. Western Illinois (3/12/24)
4, last vs. TCU (4/7/24)
4, last vs. Akron (3/6/24)
3 vs. Northern Illinois (3/2/24)
1, last at Oklahoma State (4/14/24)
5, last vs. Xavier (4/17/24)
2, last vs. Western Illinois (3/13/24)

CAREER HIGHS

3, last at Baylor (3/29/24)
2, last vs. Xavier (4/17/24)
2 vs. St. Joseph's (3/19/22)
2 vs. UCF (5/13/23)
8, last vs. UCF (5/13/23)
5 vs. Indiana (4/19/23)
4, last vs. Akron (3/6/24)
3, last vs. Northern Illinois (3/2/24)
1, last at Oklahoma State (4/14/24)
6 at Wichita State (4/15/22)
2, last vs. Western Illinois (3/13/23)

YEAR	AVG	GP-GS	AB	R	H	2B	3B	HR	RBI	TB	SLG%	OB%	BB	HBP	SB
2022	.291	52-50	196	44	57	9	5	9	30	103	.526	.386	28	3	17
2023	.262	54-48	191	49	50	10	1	9	37	89	.466	.367	30	3	14
2024	.314	41-41	153	47	48	9	2	5	33	76	.497	.462	36	7	12
Career	.287	147-139	540	140	155	28	8	23	100	268	.496	.402	94	13	43



#3 CHRISTIAN MITCHELLE

R/R • 6-0 • 200

POSITION: **INF/RHP**CLASS: **SOPHOMORE**HOMETOWN: **ROMEOVILLE, ILL.**HIGH SCHOOL: **PLAINFIELD EAST**PREVIOUS: **CENTRAL MICHIGAN**

NOTES

2024: John Olerud Two-Way Player of the Year Award Watch List...Has started 25 games at SS, 2 at 2B, 2 at DH...Also has pitched in 16 games, boasting a 3.00 ERA...Five saves, which ranks fourth in the Big 12...Longest outing of the year was 3.1 IP vs. TCU...Zero earned runs allowed in 10 of 16 outings...Career-high four hits in finale vs. Jayhawks

Previous: Transferred to UC from Central Michigan, where earned Second Team All-MAC honors in 2023...Ranked second on CMU with a .307 batting average and .841 OPS...Led the team in runs scored (53) and hits (58)...Named to MAC All-Tournament Team...Made 11 relief appearances, posing a 3.18 ERA.

Personal: Helped lead Plainfield East High School to a state title in 2021...Also earned all-conference honors that season...Majoring in sport administration

SEASON HIGHS

4 vs. Kansas (3/17/24)
1, last vs. Northern Illinois (3/1/24)
-
1, last vs. Houston (4/21/24)
5 vs. Houston (4/21/24)
3 vs. Houston (4/21/24)
2, last vs. Houston (4/21/24)
1, last vs. Houston (4/21/24)
1, last vs. TCU (4/6/24)
5, last vs. Houston 4/20/24)
1, last vs. Eastern Kentucky (4/16/24)

CAREER HIGHS

4 vs. Kansas (3/17/24)
2 vs. Saint Mary's (3/5/23)
-
1, last vs. Houston (4/21/24)
6 at Baylor (2/18/23)
4 at Baylor (2/18/23)
4 vs. Eastern Michigan (5/6/23)
3 at Oakland (4/4/23)
2, last vs. Bowling Green (4/2/23)
6, last vs. Hillsdale (4/11/23)
2, last at Toledo (5/13/23)

YEAR	AVG	GP-GS	AB	R	H	2B	3B	HR	RBI	TB	SLG%	OB%	BB	HBP	SB
2023 (CMU)	.307	56-53	189	53	58	13	0	3	29	80	.423	.418	28	11	23
2024	.330	36-29	109	24	36	2	0	3	16	47	.431	.383	7	3	6
Career	.315	92-82	298	77	94	15	0	6	45	127	.426	.406	35	14	29

HITTER NOTES



#5 HUNTER JESSEE

L/L • 6-0 • 190

POSITION: **OUTFIELDER**CLASS: **RS-SENIOR**HOMETOWN: **LEBANON, OHIO**HIGH SCHOOL: **KINGS**PREVIOUS: **INDIANA**

NOTES

2024: Has started 22 games in left field and five at DH...Homered April 17 vs. Xavier...Reached base four times in finale vs. TCU...Hit first home run as a Bearcat in series opener at Saint Louis...Two multi-hit efforts in Kansas series...Season-best three RBI vs. Illinois.

Previous: Transferred to Cincinnati after four seasons at Indiana...Two-time Academic All-Big Ten selection...Started 97 games across final two seasons with the Hoosiers...Reached base safely in 48-of-56 games in 2023.

Personal: Earned honorable mention all-region honors as a senior at Kings High School...Three-time all-conference honoree in high school...Currently pursuing a graduate certificate in data analytics.

SEASON HIGHS


2, last vs. Xavier (4/17/24)
1, last vs. Xavier (4/17/24)
-
1, last vs. Xavier (4/17/24)
6 vs. Xavier (4/17/24)
3, last vs. Xavier (4/17/24)
2, last vs. Kansas (3/17/24)
2 vs. TCU (4/7/24)
2 vs. TCU (4/5/24)
5, last vs. Xavier (4/17/24)
1, last at Saint Louis (3/24/24)

H
2B
3B
HR
TB
RBI
R
BB
HBP
AB
SB

CAREER HIGHS

4, last vs. Purdue (5/12/23)
2, last vs. Purdue (5/12/23)
1, last vs. Miami (Ohio) (3/1/22)
2, last vs. Purdue (5/12/23)
12 vs. Purdue (5/12/23)
6 vs. Purdue (5/12/23)
3, last vs. Purdue (5/12/23)
3, last vs. West Virginia (6/2/23)
2, last vs. TCU (4/5/24)
6 at Iowa (5/19/23)
2 vs. Purdue Fort Wayne (3/8/23)

YEAR	AVG	GP-GS	AB	R	H	2B	3B	HR	RBI	TB	SLG%	OB%	BB	HBP	SB
2020 (IU)	.256	14-12	43	7	11	2	1	0	5	15	.349	.385	8	1	2
2021 (IU)	.225	21-11	40	5	9	0	0	1	4	12	.300	.326	5	1	0
2022 (IU)	.355	52-43	172	40	61	7	1	5	28	85	.494	.467	33	4	8
2023 (IU)	.281	56-54	192	42	54	12	0	6	34	84	.438	.389	25	12	5
2024	.260	31-27	96	16	25	6	0	2	26	37	.385	.381	9	11	3
Career	.295	174-147	543	110	160	27	2	14	97	233	.429	.408	80	29	18



#8 LAUDEN BROOKS

R/R • 5-10 • 190

POSITION: **INFILDER**CLASS: **JUNIOR**HOMETOWN: **CINCINNATI, OHIO**HIGH SCHOOL: **McNICHOLAS**PREVIOUS: **TEXAS TECH**

NOTES

2024: Has started 33 games, 21 at second base 6 at DH, and 6 at shortstop...Last four starts have come at SS...Tied for third in Big 12 in triples (three)...13 multi-hit games are second on the team...Team is 9-3 with him hitting in the leadoff spot...Career-best four runs scored in second game of SLU series...Career-high three hits in games vs. Oakland, Kansas, and Saint Louis...Game-winning two-run triple vs. Ball State

Previous: Led team with 14 stolen bases in 2023...Started 38 games at second base last season...Transferred to Cincinnati after spending one season at Texas Tech...Played in 12 games for the Red Raiders in 2022.

Personal: Father, Marc, was a pitcher for the UC baseball program...Majoring in sport administration.

SEASON HIGHS

3, last at Saint Louis (3/23/24)
2 at Saint Louis (3/23/24)
1, last vs. Western Illinois (3/12/24)
-
6 vs. Oakland (2/29/24)
3 vs. Oakland (2/29/24)
4 at Saint Louis (3/23/24)
2 at Saint Louis (3/24/24)
1, last at Louisville (3/26/24)
6 at Miami (3/20/24)
3 vs. Western Illinois (3/12/24)

H
2B
3B
HR
TB
RBI
R
BB
HBP
AB
SB

CAREER HIGHS

3, last at Saint Louis (3/23/24)
2 at Saint Louis (3/23/24)
1, last vs. Western Illinois (3/12/24)
1, last at USF (4/30/23)
6 vs. Oakland (2/29/24)
3 vs. Oakland (2/29/24)
4 at Saint Louis (3/23/24)
2, last at Saint Louis (3/24/24)
1, last at Louisville (3/26/24)
6 at Miami (3/20/24)
3, last vs. Western Illinois (3/12/24)

YEAR	AVG	GP-GS	AB	R	H	2B	3B	HR	RBI	TB	SLG%	OB%	BB	HBP	SB
2022 (TTECH)	.188	12-0	16	5	3	0	0	0	1	3	.188	.263	2	0	1
2023	.231	40-38	121	25	28	3	1	2	19	39	.322	.361	21	4	14
2024	.305	35-33	131	35	40	7	3	0	20	53	.405	.388	16	3	9
Career	.265	87-71	268	65	71	10	4	2	40	95	.354	.368	39	7	24



#9 KAMERON GUIDRY

R/R • 5-11 • 182

POSITION: **INFILDER**CLASS: **RS-SENIOR**HOMETOWN: **SNELLVILLE, GA.**HIGH SCHOOL: **REDAN**PREVIOUS: **GEORGIA**

NOTES

2024: Has played in 22 games, making 10 starts at shortstop...Homered in three straight games (March 10, 12-13)...Back-to-back two-homer games (March 10 at K-State, March 12 vs. Western Illinois); career-high five RBI in that game at Kansas State...Reached base four times at Miami (3 BB, 1 HBP)...Walked and had two sac flies in four plate appearances in series finale vs. NIU.

Previous: Played in 48 games last year, starting 44 primarily at shortstop...Led team with 12 multi-RBI performances...Earned AAC weekly honor roll spot on March 27, 2023...Transferred to Cincinnati after spending two years at Georgia...Played in 18 games for the Bulldogs in 2021.

Personal: 2019 all-state selection at Redan High School...Currently pursuing a graduate certificate in organizational leadership.

SEASON HIGHS

3 at Kansas State (3/10/24)
1 vs. Xavier (4/17/24)
-
2, last vs. Western Illinois (3/12/24)
9 at Kansas State (3/10/24)
5 at Kansas State (3/10/24)
3 at Kansas State (3/10/24)
3 at Miami (3/20/24)
1, last at Saint Louis (3/23/24)
6 at Kansas State (3/10/24)
1 at Miami (3/20/24)

H
2B
3B
HR
TB
RBI
R
BB
HBP
AB
SB

CAREER HIGHS

3, last at Kansas State (3/10/24)
2 at UCF (5/19/22)
1 vs. North Florida (3/6/21)
2, last vs. Western Illinois (3/12/24)
9 at Kansas State (3/10/24)
5 at Kansas State (3/10/24)
3, last at Kansas State (3/10/24)
3, last at Miami (3/20/24)
2 vs. Miami (3/1/23)
6, last at Kansas State (3/10/24)
1, last at Miami (3/20/24)

YEAR	AVG	GP-GS	AB	R	H	2B	3B	HR	RBI	TB	SLG%	OB%	BB	HBP	SB
2020 (UGA)						Did not play (redshirt)									
2021 (UGA)						5	2	1	0	4	.346	.276	2	1	0
2022	.257	26-20	70	17	18	3	0	4	13	33	.471	.369	13	0	4
2023	.248	48-44	157	39	39	8	0	6	37	65	.414	.358	22	7	4
2024	.220	22-10	41	11	9	0	0	5	14	25	.610	.393	11	2	1
Career	.241	114-78	294	69	71	13	1	15	68	132	.449	.359	48	10	9

HITTER NOTES



#10 COLE HARTING

R/R • 5-11 • 210

POSITION: **OUTFIELDER**CLASS: **SENIOR**HOMETOWN: **WEST CHESTER, OHIO**HIGH SCHOOL: **MASON**

NOTES

2024: Has appeared in 11 games, making two starts...Tied career-high with three walks in game one of doubleheader vs. NIU.

Previous: 2023 Team Captain...Made 49 starts last year at all three outfield spots and DH...Named to Preseason All-AAC squad ahead of 2022 season....Three-time AAC weekly honor roll recipient.

Personal: Father, Scott, played soccer collegiately at Wilmington College...Majoring in business analytics.

SEASON HIGHS

-
-
-
-
1 vs. Northern Illinois (3/2/24)
-
3 vs. Northern Illinois (3/2/24)
-
3, last vs. Ball State (2/24/24)
1 vs. Northern Illinois (3/2/24)

CAREER HIGHS

H 6 at Xavier (3/20/21)
2B 2, last at UCF (5/19/22)
3B 1, last at Houston (5/20/23)
HR 2, last vs. Northern Kentucky (5/11/22)
TB 13 at Xavier (3/20/21)
RBI 5, last vs. Houston (4/9/22)
R 4 at Xavier (3/20/21)
BB 3, last vs. Northern Illinois (3/2/24)
HBP 1, last vs. UCF (5/14/23)
AB 7 at Wichita State (4/14/22)
SB 2, last at Wichita State (4/15/22)

YEAR	AVG	GP-GS	AB	R	H	2B	3B	HR	RBI	TB	SLG%	OB%	BB	HBP	SB
2021	.289	53-51	211	49	61	11	4	10	34	110	.521	.373	27	2	15
2022	.313	54-54	214	53	67	9	2	9	47	107	.500	.380	25	1	14
2023	.232	53-49	181	38	42	7	1	10	38	81	.448	.353	30	4	12
2024	.000	11-2	10	0	0	0	0	0	1	0	.000	.444	8	0	1
Career	.276	171-156	616	140	170	27	7	29	120	298	.484	.371	90	7	42



#14 LANDYN VIDOUREK

L/R • 6-2 • 188

POSITION: **INF/OF**CLASS: **SOPHOMORE**HOMETOWN: **HAMILTON, OHIO**HIGH SCHOOL: **BADIN**

NOTES

2024: Has started 32 games, 31 in right field and 1 in left field...Recently saw a 22-hame on-base streak snapped...Reached base four times vs. EKU...Tied career-high with three hits in finale at Saint Louis...

Had two doubles vs. Kansas on March 15...First career multi-home game came at home vs. NKU, tied career-high with three hits vs. the Norse...Also homered vs. Jacksonville in the previous game, the first UC home run of the year.

Previous: Started 37 games as a freshman in 2023, leading the team in starts in center field.

Personal: Two-way player at Badin High School...Was also the starting quarterback on the football team...Majoring in sport administration.

SEASON HIGHS

3, last at Saint Louis (3/24/24)
2 vs. Kansas (3/15/24)
-
2 vs. Northern Kentucky (2/20/24)
9 vs. Northern Kentucky (2/20/24)
4 vs. Northern Kentucky (2/20/24)
3 vs. Northern Kentucky (2/20/24)
2, last vs. Eastern Kentucky (4/16/24)
1, last at Baylor (3/8/24)
5, last vs. Northern Kentucky (2/20/24)
2, last vs. Eastern Kentucky (4/16/24)

CAREER HIGHS

3, last at Saint Louis (3/24/24)
2 vs. Kansas (3/15/24)
1 vs. Wichita State (4/2/23)
2 vs. Northern Kentucky (2/20/24)
9 vs. Northern Kentucky (2/20/24)
5 vs. North Alabama (3/4/23)
3, last vs. Northern Kentucky (2/20/24)
3 at Florida (2/26/23)
1, last at Baylor (3/28/24)
5, last vs. Northern Kentucky (2/20/24)
2, last vs. Eastern Kentucky (4/16/24)

YEAR	AVG	GP-GS	AB	R	H	2B	3B	HR	RBI	TB	SLG%	OB%	BB	HBP	SB
2023	.248	42-37	133	25	33	2	1	4	20	49	.368	.359	22	1	8
2024	.229	38-32	105	26	24	7	0	4	21	43	.410	.417	32	4	14
Career	.239	80-69	238	51	57	9	1	8	41	92	.387	.387	54	5	22



#22 JOSH HEGEMANN

L/L • 6-0 • 180

POSITION: **OUTFIELDER**CLASS: **SENIOR**HOMETOWN: **LIBERTY TOWNSHIP, OHIO**HIGH SCHOOL: **BADIN**

NOTES

2024: Has started 33 games (15 in LF, 10 in RF, 8 in CF)...Ranks fourth in the Big 12 in batting average (.368) and fifth in OBP (.483)...Six games with at least three hits, most on the team...

Reached base five times vs. Xavier on April 9...Went 4-for-4 with two doubles and three RBI vs. Akron...Hit by pitch to bring home game-winning RBI in game one of doubleheader vs. NIU...Went 3-for-4 in game two of doubleheader at Jacksonville.

Previous: Hit .314 and had a team-best .461 on-base percentage in 2023...Hit .339 in conference play last year...Appeared in 35 combined games as an underclassman.

Personal: Earned all-conference and all-region honors in football and basketball as a senior at Badin High School...Led basketball team in scoring, rebounds, and assists his senior season...Earned all-state, all-region, and all-conference honors in baseball as a junior...Majoring in health sciences.

SEASON HIGHS

4 vs. Akron (3/6/24)
2 vs. Akron (3/6/24)
-
-
6 vs. Akron (3/6/24)
3 vs. Akron (3/6/24)
3, last at Kansas State (3/10/24)
3, last vs. Houston (4/20/24)
2 vs. Northern Illinois (3/2/24)
6 at Kansas State (3/10/24)
2 vs. Northern Illinois (3/2/24)

CAREER HIGHS

4, last vs. Akron (3/6/24)
2 vs. Akron (3/6/24)
1 vs. ECU (5/5/23)
-
6 vs. Akron (3/6/24)
3, last vs. Akron (3/6/24)
3, last at Kansas State (3/10/24)
4 vs. Butler (3/26/23)
2 vs. Northern Illinois (3/2/24)
6 at Kansas State (3/10/24)
2, last vs. Northern Illinois (3/2/24)

YEAR	AVG	GP-GS	AB	R	H	2B	3B	HR	RBI	TB	SLG%	OB%	BB	HBP	SB
2021	.000	17-0	3	4	0	0	0	0	0	0	.000	.250	1	0	0
2022	.000	18-1	12	4	0	0	0	0	2	0	.000	.143	2	0	0
2023	.314	43-38	118	25	37	2	1	0	13	41	.347	.461	29	4	11
2024	.368	36-33	117	28	43	7	0	0	18	50	.427	.483	26	4	10
Career	.320	114-72	250	61	80	9	1	0	33	91	.364	.455	58	8	21

HITTER NOTES



#41 JOSH KROSS

S/R • 6-2 • 200

POSITION: C/INF

CLASS: JUNIOR

HOMETOWN: BRUNSWICK, OHIO

HIGH SCHOOL: BRUNSWICK

PREVIOUS: EASTERN MICHIGAN

NOTES

2024: Big 12 Co-Newcomer of the Week (March 4) after hitting .455 and slugging .909 in six games while tallying three home runs and 11 RBI...Has started all 41 games (20 at 1B, 17 at

C, 4 at DH)...Leads the Big 12 in RBI (53), ranks second in home runs (13) and HBP (15)...16 multi-hit efforts are most on the team...Tied school record with three home runs in the opener at Saint Louis...3-for-6 with a home run and five RBI vs. Akron...Went 3-for-4 in the finale vs. NIU with a home run and career-high six RBI...Hit first home run of the year at Xavier, a two-run shot to center field. Previous: Transferred to UC after one season at Eastern Michigan...Named 2023 MAC Freshman of the Year and earned Freshman All-America honors from Collegiate Baseball...Also named First-Team All-MAC...Led EMU in hitting (.376), home runs (15), and RBI (70) in 2023...70 RBI were tied for second-most ever in a season at EMU...Ranked among the top five in the MAC in batting average, RBI, doubles (18) and OPS (1.084)...Started collegiate career at Toledo in 2021 but did not see game action.

Personal: Helped lead Brunswick High School to district title in 2021, earning second-team all-state honors...Majoring in interdisciplinary studies.

SEASON HIGHS

3, last vs. Xavier (4/9/24)
2 at Oklahoma State (4/14/24)
-
3 at Saint Louis (3/22/24)
12 at Saint Louis (3/22/24)
6 vs. Northern Illinois (3/3/24)
3, last vs. TCU (4/7/24)
3 vs. Houston (4/21/24)
2 at Kansas State (3/9/24)
6, last vs. Western Illinois (3/12/24)
1 at Saint Louis (3/23/24)

CAREER HIGHS

4, last vs. Oakland (5/16/23)
2, last at Oklahoma State (4/14/24)
-
3 at Saint Louis (3/22/24)
12 at Saint Louis (3/22/24)
3 vs. Northern Illinois (3/3/24)
3, last vs. TCU (4/7/24)
3 vs. Houston (4/21/24)
2, last at Kansas State (3/9/24)
6, last vs. Western Illinois (3/12/24)
1, last at Saint Louis (3/23/24)

YEAR	AVG	GP-GS	AB	R	H	2B	3B	HR	RBI	TB	SLG%	OB%	BB	HBP	SB
2023 (EMU)	.376	52-52	229	43	86	18	0	15	70	149	.651	.433	13	10	1
2024	.317	41-41	161	37	51	10	0	13	53	100	.621	.426	17	15	1
Career	.351	93-93	390	80	137	28	0	28	123	249	.638	.430	30	25	2



#42 DALTON PEARSON

R/R • 5-10 • 193

POSITION: OUTFIELD

CLASS: SENIOR

HOMETOWN: JOHNS CREEK, GA.

HIGH SCHOOL: JOHNS CREEK

PREVIOUS: GEORGIA STATE

NOTES

2024: Has started 33 games in center field...Tied for fourth in the Big 12 with 13 stolen bases...Career-best three stolen bases vs. TCU...Had two hits, two RBI, and two stolen bases vs. Akron...

Went 2-for-4 in finale vs. NIU, tallying three runs scored, two RBI, and two stolen bases...Hit first home run as a Bearcat vs. Illinois.

Previous: Transferred to Cincinnati after three seasons at Georgia State...Started 128 games at Georgia State, hitting a career-best .285 as a junior in 2023.

Personal: 2020 Rawlings-Perfect Game Preseason High Honorable Mention All-America...Three-time Perfect Game Underclass All-American, including second-team honors in 2019 and high honorable mention recognition in 2017 and 2018...2019 all-state wide receiver, catching 13 touchdowns...Majoring in interdisciplinary studies.

SEASON HIGHS

2, last vs. Kansas (3/16/24)
1, last vs. Houston (4/21/24)
1 at Miami (3/20/24)
1 vs. Illinois (2/24/24)
4 vs. Illinois (2/24/24)
3 vs. Illinois (2/24/24)
3 vs. Northern Illinois (3/3/24)
2, last vs. Xavier (4/9/24)
2 vs. Northern Kentucky (2/20/24)
6 vs. Northern Illinois (3/2/24)
3 vs. TCU (4/6/24)

CAREER HIGHS

3, last vs. Georgia Southern (5/13/23)
2 at Arkansas State (5/13/22)
1, last at Miami (3/20/24)
1, last vs. Illinois (2/24/24)
6 vs. Coastal Carolina (5/2/21)
5 vs. Coastal Carolina (5/2/21)
3, last vs. Northern Illinois (3/3/24)
3, last vs. Little Rock (3/20/23)
2 vs. Northern Kentucky (2/20/24)
6 vs. Northern Illinois (3/2/24)
3 vs. TCU (4/6/24)

YEAR	AVG	GP-GS	AB	R	H	2B	3B	HR	RBI	TB	SLG%	OB%	BB	HBP	SB
2021 (GSU)	.264	52-46	178	22	47	5	0	1	16	55	.309	.330	15	3	5
2022 (GSU)	.227	51-41	154	29	35	10	0	2	19	51	.331	.328	20	5	10
2023 (GSU)	.285	55-41	144	28	41	7	1	4	20	62	.431	.376	23	1	4
2024	.190	38-33	116	23	22	5	1	1	13	32	.276	.340	24	4	13
Career	.245	195-161	592	102	145	27	2	8	68	200	.338	.343	82	13	32



#44 TOMMY O'CONNOR

L/L • 6-4 • 230

POSITION: UTL/LHP

CLASS: JUNIOR

HOMETOWN: MARTINSVILLE, IND.

HIGH SCHOOL: MOORESVILLE

NOTES

2024: Has started 39 games, 21 at first base and 18 at DH...Four multi-RBI performances over last seven games...Tied for sixth in the Big

12 with 11 home runs, tied for seventh with 40 RBI...Walked six times in the Houston series...First career multi-homer game came in opener at Baylor...Career-high four hits in game two of doubleheader vs. NIU...Three games with career-high three walks...Has homered in back-to-back games three times this season, most recently March 22-23 at Saint Louis...Had a 34-game on-base streak earlier this season that carried over from last year.

Previous: Played in 24 games last year, hitting .303 with eight home runs and 19 RBI...Pitched in nine games, striking out 15.

Personal: Earned all-state honors in football and baseball at Mooresville High School...Played defensive end...Majoring in sport administration.

SEASON HIGHS

4 vs. Northern Illinois (3/2/24)
1, last at Oklahoma State (4/13/24)
1, last at Oklahoma State (4/14/24)
2 at Baylor (3/28/24)
8 at Baylor (3/28/24)
4, last at Baylor (3/28/24)
3, last at Saint Louis (3/23/24)
3, last vs. Houston (4/19/24)
1, last vs. Eastern Kentucky (4/16/24)
6 vs. Northern Illinois (3/2/24)
2 at Saint Louis (3/23/24)

CAREER HIGHS

4 vs. Northern Illinois (3/2/24)
1, last at Oklahoma State (4/13/24)
1, last at Oklahoma State (4/14/24)
2 at Baylor (3/28/24)
8 at Baylor (3/28/24)
5 vs. Tulane (4/23/23)
3, last at Saint Louis (3/23/24)
3, last vs. Houston (4/19/24)
1, last vs. Eastern Kentucky (4/16/24)
6 vs. Northern Illinois (3/2/24)
2 at Saint Louis (3/23/24)

YEAR	AVG	GP-GS	AB	R	H	2B	3B	HR	RBI	TB	SLG%	OB%	BB	HBP	SB
2022	.000	4-0	0	0	0	0	0	0	0	0	.000	.000	0	0	0
2023	.303	33-26	76	17	23	2	2	8	19	53	.697	.454	20	1	4
2024	.302	40-39	149	38	45	5	2	11	40	87	.584	.430	31	4	7
Career	.302	77-65	225	55	69	7	4	19	59	140	.622	.438	51	5	11

PITCHER NOTES



#11 NATHAN TAYLOR

L/R • 6-4 • 220

POSITION: **RIGHT-HANDED PITCHER**CLASS: **FRESHMAN**HOMETOWN: **AMELIA, OHIO**HIGH SCHOOL: **WEST CLERMONT**

NOTES

2024: Has made 11 starts and one relief appearance...

Tied for second in the Big 12 with six wins...Team-high 51 strikeouts...Struck out nine and walked none in seven-inning complete game win vs. TCU...Struck out five in 6.0 shutout innings in the finale vs. Kansas...Had seven punchouts in 5.0 IP in series opener vs. Northern Illinois...Struck out 10 in 5.1 innings vs. Illinois; carried a no-hitter into the sixth inning...Earned first win vs. NKU.

Personal: Named Most Valuable Pitcher at West Clermont High School three years in a row...Led team to conference and regional championships as a senior with a sub-2.00 ERA....Majoring in sport administration.

SEASON HIGHS

7.0 vs. TCU (4/7/24)
5 at Kansas State (3/9/24)
10 vs. Illinois (2/24/24)
26 vs. TCU (4/7/24)

IP
BB
K
BF

CAREER HIGHS

7.0 vs. TCU (4/7/24)
5 at Kansas State (3/9/24)
10 vs. Illinois (2/24/24)
26 vs. TCU (4/7/24)

YEAR	ERA	W-L	SV	APP	GS	IP	H	R	ER	BB	SO	WP	HB
2024	6.07	6-1	0	12	11	46.0	48	33	31	26	51	4	5
Career	6.07	6-1	0	12	11	46.0	48	33	31	26	51	4	5



#17 RYAN INSCO

R/R • 6-0 • 180

POSITION: **RIGHT-HANDED PITCHER**CLASS: **RS-SENIOR**HOMETOWN: **KIRKWOOD, MO.**HIGH SCHOOL: **ST. JOHN VIANNEY**PREVIOUS: **CENTRAL MICHIGAN/UT MARTIN**

NOTES

2024: Has made 11 appearances out of the bullpen... Earned wins against NIU and Kansas State ...Season-long outing vs. Illinois (3.1 IP), earned the save in the win.

Previous: Spent 2022-23 seasons at Central Michigan and 2020-21 seasons at UT Martin...Two-time OVC Commissioner's Honor Roll at UT Martin.

Personal: Won state championships at St. John Vianney High School in 2018 for a team that ranked third in the nation...Was named as a Pre-season All-American honorable mention for the Central Region by Perfect Game in 2019...Captured 2018 WWBA 17U National Championship all-tournament accolades...Currently pursuing a sport coaching certificate.

SEASON HIGHS

3.1 vs. Illinois (2/24/24)
3 at Kansas State (3/9/24)
3 vs. Illinois (2/24/24)
13 vs. Illinois (2/24/24)

IP
BB
K
BF

CAREER HIGHS

4.0, last at Mercer (3/1/20)
4 at UTRGV (2/24/23)
5, last at Southeast Missouri St. (5/20/21)
18 vs. Southeast Missouri St. (3/8/20)

YEAR	ERA	W-L	SV	APP	GS	IP	H	R	ER	BB	SO	WP	HB
2020 (UTM)	6.35	1-0	0	8	0	17.0	15	13	12	7	12	2	3
2021 (UTM)	6.45	1-2	1	20	1	37.2	47	32	27	16	35	10	7
2022 (CMU)	5.10	2-1	2	23	0	30.0	30	19	17	10	30	4	1
2023 (CMU)	4.22	1-1	1	24	0	32.0	29	17	15	15	26	3	1
2024	2.40	3-0	1	11	0	15.0	11	4	4	9	12	0	2
Career	5.13	8-4	5	86	1	131.2	132	85	75	54	115	19	14



#21 SHAWN PARNELL

S/R • 5-10 • 193

POSITION: **RIGHT-HANDED PITCHER**CLASS: **RS-RESHMAN**HOMETOWN: **AKRON, OHIO**HIGH SCHOOL: **ARCHBISHOP HOBAN**

NOTES

2024: Has pitched in nine games...Struck out two in two scoreless frames in game two of doubleheader vs. NIU... Made UC debut at Jacksonville throwing a scoreless inning.

Previous: Redshirted in 2023.

Personal: Father, Raymond, played football at Kent State...Played both football and baseball at Archbishop Hoban High School, playing shortstop and pitcher in baseball and safety and wide receiver on the gridiron...Won state championships in both football and baseball as a junior...Majoring in interdisciplinary studies.

SEASON HIGHS

2.0, last vs. Western Illinois (3/12/24)
3, last vs. Kansas (3/15/24)
2, last vs. Western Illinois (3/12/24)
14 vs. Western Illinois (3/12/24)

IP
BB
K
BF

CAREER HIGHS

2.0, last vs. Western Illinois (3/12/24)
3, last vs. Kansas (3/15/24)
2, last vs. Western Illinois (3/12/24)
14 vs. Western Illinois (3/12/24)

YEAR	ERA	W-L	SV	APP	GS	IP	H	R	ER	BB	SO	WP	HB
2023						Did not play (redshirt)							
2024	10.24	0-0	0	9	0	9.2	14	15	11	14	11	1	2
Career	10.24	0-0	0	9	0	9.2	14	15	11	14	11	1	2

PITCHER NOTES



#26 CHASE HORST

L/L • 5-11 • 195

POSITION: **LEFT-HANDED PITCHER**CLASS: **SOPHOMORE**HOMETOWN: **LITITZ, PA.**HIGH SCHOOL: **P27 ACADEMY**

NOTES

2024: Has pitched in eight games, totaling 11.2 innings...

Starting pitcher in midweek game at Louisville...Returned to action at Saint Louis, first appearance since Feb. 27 due to injury...Made first start of the season at Xavier, tossing three innings.

2023: Named to AAC's All-Freshman Team...Posted 4.99 ERA, making eight starts and appearing in 18 games...Pitched in 10 AAC games, half of which were scoreless outings...Majoring in communications.

SEASON HIGHS

3.0 at Xavier (2/27/24)
 3 at Xavier (2/27/24)
 2, last vs. Houston (4/19/24)
 13 at Xavier (2/27/24)

IP
BB
K
BF

CAREER HIGHS

5.2 at Wofford (3/11/23)
 4 vs. Princeton (3/17/23)
 7 vs. Butler (3/26/23)
 26 at Wofford (3/11/23)

YEAR	ERA	W-L	SV	APP	GS	IP	H	R	ER	BB	SO	WP	HB
2023	4.99	3-4	0	18	8	48.2	55	34	27	23	47	3	15
2024	6.94	2-0	0	8	2	11.2	13	9	9	9	7	0	2
Career	5.37	5-4	0	26	10	60.1	68	43	36	32	54	3	17



#27 SETH LOGUE

R/R • 6-1 • 190

POSITION: **RIGHT-HANDED PITCHER**CLASS: **SENIOR**HOMETOWN: **MASON, OHIO**HIGH SCHOOL: **MOELLER**PREVIOUS: **KENTUCKY**

NOTES

2024: Has made five starts and four relief appearances...

Last four outings have spanned 22.0 innings out of the bullpen...Has tallied 28 strikeouts to six walks during that timespan...Threw 6.1 innings in relief at Baylor, striking out eight...Longest start was in the opener at Kansas State (5.0 IP)...Four strikeouts in starts vs. Ball State and at K-State.

Previous: Transferred to UC after three years at Kentucky...Pitched in 39 games at UK, making nine starts.**Personal:** Won state championships at Archbishop Moeller in 2018-19...Brother, Zach, also pitched at Kentucky and helped lead Wildcats to a Super Regional appearance in 2017...Majoring in interdisciplinary studies.

SEASON HIGHS

6.1 at Baylor (3/28/24)
 4, last vs. Kansas (3/15/24)
 9 at Oklahoma State (4/12/24)
 24, last at Baylor (3/28/24)

IP
BB
K
BF

CAREER HIGHS

7.0 vs. Murray State (3/8/22)
 4, last vs. Kansas (3/15/24)
 9, last at Oklahoma State (4/12/24)
 25 vs. Murray State (3/8/22)

YEAR	ERA	W-L	SV	APP	GS	IP	H	R	ER	BB	SO	WP	HB
2021 (UK)	6.43	1-0	2	12	0	14.0	14	11	10	12	24	4	1
2022 (UK)	8.21	1-4	0	14	8	34.0	41	32	31	12	44	1	3
2023 (UK)	6.00	1-0	0	13	1	15.0	19	10	10	7	18	1	0
2024	7.44	2-3	0	9	5	42.1	50	35	35	17	40	2	2
Career	7.35	5-7	2	48	14	105.1	124	88	86	48	126	8	6



#28 GRIFFIN HUGUS

S/R • 6-2 • 184

POSITION: **RHP/UTL**CLASS: **SOPHOMORE**HOMETOWN: **WELLINGTON, FLA.**HIGH SCHOOL: **CARDINAL NEWMAN**

NOTES

2024: Has made six appearances out of the bullpen and one start, earning the save vs. Ball State...Pitched an inning on Saturday vs. Houston, first appearance since March 2...

First start of the year came in game two of doubleheader vs. NIU...Has also taken two at-bats at the plate.

Previous: Named to AAC All-Freshman Team in 2023...Pitched in 18 games and made 37 starts in the field, mostly at shortstop.**Personal:** Named Palm Beach Pitcher of the Year as a senior...Helped lead Cardinal Newman to runner-up finish in state tournament in 2022...Majoring in entrepreneurship.

SEASON HIGHS

5.2 vs. Northern Illinois (3/2/24)
 3 vs. Northern Illinois (3/2/24)
 4 at Jacksonville (2/16/24)
 26 vs. Northern Illinois (3/2/24)

IP
BB
K
BF

CAREER HIGHS

5.2 vs. Northern Illinois (3/2/24)
 5 at ECU (4/14/23)
 6 at Memphis (4/6/23)
 26 vs. Northern Illinois (3/2/24)

YEAR	ERA	W-L	SV	APP	GS	IP	H	R	ER	BB	SO	WP	HB
2023	6.75	1-2	2	18	2	21.1	22	21	16	19	27	0	5
2024	6.46	0-2	1	6	1	15.1	17	12	11	8	10	0	1
Career	6.63	1-4	3	24	3	36.2	39	33	27	27	37	0	6

PITCHER NOTES



#29 CARSON MARSH

R/R • 5-10 • 170

POSITION: **RIGHT-HANDED PITCHER**CLASS: **FRESHMAN**HOMETOWN: **WEST CHESTER, OHIO**HIGH SCHOOL: **MOELLER**

NOTES

2024: Has pitched in 18 games, tied for most pitching appearances on the team...Struck out three in 3.0 scoreless frames to earn the win vs. Houston on Saturday...Made first start vs. Xavier on April 17...Earned the win with 4.0 scoreless innings vs. Xavier on April 9, striking out six...Earned first career save after pitching finale three innings in the final game of the Kansas series...Struck out season-high six in 3.1 perfect innings vs. Western Illinois...Struck out four in 3.1 innings of work at Kansas State...Made UC debut at Jacksonville.

Personal: Helped lead Archbishop Moeller to 31-3 record and a state championship as a senior and had a spotless 0.00 ERA...Majoring in business.

SEASON HIGHS

4.0 vs. Xavier (4/9/24)
2 at Kansas State (3/8/24)
6, last vs. Xavier (4/9/24)
14, last at Baylor (3/29/24)

IP
BB
K
BF

CAREER HIGHS

4.0 vs. Xavier (4/9/24)
2 at Kansas State (3/8/24)
6, last vs. Xavier (4/9/24)
14, last at Baylor (3/29/24)

YEAR	ERA	W-L	SV	APP	GS	IP	H	R	ER	BB	SO	WP	HB
2024	5.29	2-2	1	18	1	34.0	34	20	20	9	37	1	3
Career	5.29	2-2	1	18	1	34.0	34	20	20	9	37	1	3



#32 TOMMY BOBA

R/R • 6-1 • 190

POSITION: **RIGHT-HANDED PITCHER**CLASS: **SOPHOMORE**HOMETOWN: **WHEATON, ILL.**HIGH SCHOOL: **WHEATON WARRENVILLE SOUTH**

NOTES

2024: Big 12 Pitcher of the Week (March 18) and Perfect Game National Pitcher of the Week (March 19) after carrying no-hitter into ninth inning in start vs. Kansas on March 16...Struck out eight in 8.0 scoreless innings vs. KU, allowing just one hit...Game Score of 86 was highest across all of Division I for games played during fifth weekend of the season (March 15-17)...Has made 10 starts and three relief appearances...Struck out four in 5.0 IP in game one of doubleheader vs. NIU...Struck out six in 3.2 innings of work at Jacksonville.

Previous: Made 12 starts a year ago, second-most on the team...Ranked fourth in strikeouts and innings pitched...Struck out career-best nine against Miami on April 11, 2023, the most by a Bearcat pitcher last year.

Personal: Several relatives played sports collegiately at University of Illinois: Lou Agase (1944-47, Football), Alex Agase (1941-42, 1946-47, Football), and Herbert Agase (1949-51, Football)...Majoring in marketing.

SEASON HIGHS

8.0 vs. Kansas (3/16/24)
4, last at Oklahoma State (4/13/24)
8 vs. Kansas (3/16/24)
28 vs. Kansas (3/16/24)

IP
BB
K
BF

CAREER HIGHS

8.0 vs. Kansas (3/16/24)
4, last at Oklahoma State (4/13/24)
9 vs. Miami (Ohio) (4/11/23)
28 vs. Kansas (3/16/24)

YEAR	ERA	W-L	SV	APP	GS	IP	H	R	ER	BB	SO	WP	HB
2023	6.27	2-1	0	14	12	47.1	48	35	33	23	43	9	10
2024	6.61	3-5	0	13	10	47.2	45	37	35	21	43	3	9
Career	6.44	5-6	0	27	22	95.0	93	72	68	44	86	12	19



#45 BRENDAN GARULA

R/L • 6-0 • 190

POSITION: **LEFT-HANDED PITCHER**CLASS: **SOPHOMORE**HOMETOWN: **MASON, OHIO**HIGH SCHOOL: **MASON**

NOTES

2024: Has appeared in 11 games out of the bullpen this year and made seven starts, tied for most pitching appearances on the team...Has started each of the last four Friday/series openers...Earned the save with three scoreless innings in finale at Saint Louis...Season-long outing vs. Western Illinois (3.2 IP)...Struck out four in 2.1 innings vs. Akron, making his first career start.

Previous: Pitched in seven games last year, striking out eight in 8.1 innings of work.

Personal: OHSAA Division I Player of the Year in 2022...Also earned all-state, all-conference, and all-city honors pitching for Mason High School...Majoring in business.

SEASON HIGHS

3.2, last vs. TCU (4/5/24)
2, last at Baylor (3/30/24)
4, last at Miami (3/20/24)
17 vs. Western Illinois (2/25/24)

IP
BB
K
BF

CAREER HIGHS

5.1 vs. Houston (4/8/22)
3, last at ECU (4/3/21)
8 vs. Houston (4/8/22)
22, last vs. ECU (5/14/21)

YEAR	ERA	W-L	SV	APP	GS	IP	H	R	ER	BB	SO	WP	HB
2023	17.28	0-0	0	7	0	8.1	14	16	16	10	8	1	7
2024	2.80	2-0	1	18	7	35.1	39	17	11	18	36	4	6
Career	5.56	2-0	1	25	7	43.2	53	33	27	28	44	5	13

2024 STATISTICS

2024 Cincinnati Baseball
Overall Statistics for Cincinnati (as of Apr 21, 2024)
(All games Sorted by Batting avg)

Record: 23-18 Home: 15-5 Away: 5-13 Neutral: 3-0 BIG 12: 9-9

Player	avg	gp-gs	ab	r	h	2b	3b	hr	rbi	tb	slg%	bb	hp	so	gdp	ob%	sf	sh	sb-att	po	a	e	fld%
22 Hegemann, Josh	.368	36-33	117	28	43	7	0	0	18	50	.427	26	4	22	0	.483	4	2	10-12	68	3	0	1.000
3 Mitchell, Christian	.330	30-29	109	24	36	2	0	3	16	47	.431	7	3	23	3	.383	1	1	6-7	28	61	10	.899
41 Kross, Josh	.317	41-41	161	37	51	10	0	13	53	100	.621	17	15	23	2	.426	2	0	1-1	276	17	6	.980
2 Cross, Kerrington	.314	41-41	153	47	48	9	2	5	33	76	.497	36	7	34	0	.462	1	1	12-13	23	83	10	.914
8 Brooks, Lauden	.305	35-33	131	35	40	7	3	0	20	53	.405	16	3	38	3	.388	2	0	9-11	31	70	2	.981
44 O'Connor, Tommy	.302	40-39	149	38	45	5	2	11	40	87	.584	31	4	54	0	.430	2	0	7-7	143	5	1	.993
31 Sefcik, Luke	.299	26-20	77	13	23	5	0	0	12	28	.364	12	0	11	0	.385	2	3	6-8	41	35	3	.962
5 Jessee, Hunter	.260	31-27	96	16	25	6	0	2	26	37	.385	9	11	22	2	.381	2	0	3-3	27	0	1	.964
14 Vidourek, Landyn	.229	38-32	105	26	24	7	0	4	21	43	.410	32	4	39	0	.417	3	0	14-16	64	1	2	.970
0 Jones, Alec	.210	26-21	81	10	17	3	0	2	16	26	.321	6	2	18	4	.281	0	1	2-2	191	7	0	1.000
42 Pearson, Dalton	.190	38-33	116	23	22	5	1	1	13	32	.276	24	4	35	1	.340	3	0	13-15	86	2	3	.967

6 Palmieri, Max	.261	14-5	23	1	6	1	0	0	1	7	.304	5	1	7	0	.414	0	1	0-0	9	10	1	.950
9 Guidry, Kameron	.220	22-10	41	11	9	1	0	5	14	25	.610	11	2	17	0	.393	2	0	1-1	11	27	4	.905
15 Klingenberg, Kory	.071	11-3	14	0	1	0	0	0	0	1	.071	1	3	6	0	.278	0	0	0-0	40	1	1	.976
10 Harting, Cole	.000	11-2	10	0	0	0	0	0	1	0	.000	8	0	6	0	.444	0	1	1-1	3	0	0	1.000
13 Wicks, Noah	.000	5-0	3	0	0	0	0	0	0	0	.000	0	0	1	0	.000	0	0	0-0	7	0	0	1.000
28 Hugus, Griffin	.000	1-0	2	0	0	0	0	0	0	0	.000	0	0	2	0	.000	0	0	0-0	2	3	0	1.000
4 Springer, Sean	.000	1-0	2	0	0	0	0	0	0	0	.000	0	0	1	0	.000	0	0	0-0	0	0	0	.000
Totals	.281	41	1390	309	390	68	8	46	284	612	.440	241	63	359	15	.404	24	10	85-97	1062	359	45	.969
Opponents	.272	41	1399	268	380	73	6	51	252	618	.442	192	52	339	24	.376	17	13	36-45	1053	298	50	.964

LOB - Team (366), Opp (343). DPs turned - Team (33), Opp (19). IBB - Team (3), O'Connor, T. 2, Kross, J. 1, Opp (5). Picked off - Cross, K. 2, Hegemann, J. 2, Mitchell, C 1, Vidourek, L. 1, O'Connor, T. 1.

(All games Sorted by Earned run avg)

Player	era	w-l	app	gs	cg	sho	sv	ip	h	r	er	bb	so	2b	3b	hr	b/avg	wp	hp	bk	sfa	sha
11 Taylor, Nathan	6.07	6-1	12	11	1	0/0	0	46.0	48	33	31	26	51	9	0	7	.270	4	5	0	1	0
32 Boba, Tommy	6.61	3-5	13	10	0	0/1	0	47.2	45	37	35	21	43	9	0	12	.245	3	9	0	0	0
27 Logue, Seth	7.44	2-3	9	5	0	0/0	0	42.1	50	35	35	17	40	7	1	6	.287	2	2	0	2	0

17 Insko, Ryan	2.40	3-0	11	0	0	0/0	1	15.0	11	4	4	9	12	2	0	0	.200	0	2	0	1	0
45 Garula, Brenden	2.80	2-0	18	7	0	0/0	1	35.1	39	17	11	18	36	5	0	1	.281	4	6	0	0	1
3 Mitchell, Christian	3.00	0-2	16	0	0	0/1	5	30.0	27	12	10	8	21	6	1	3	.237	1	2	0	3	1
29 Marsh, Carson	5.29	2-2	18	1	0	0/0	1	34.0	34	20	20	9	37	7	1	6	.258	1	3	0	1	0
28 Hugus, Griffin	6.46	0-2	6	1	0	0/0	1	15.1	17	12	11	8	10	4	0	2	.283	0	1	0	0	2
16 Conte, Michael	6.59	1-0	10	0	0	0/0	0	13.2	22	13	10	5	14	1	0	3	.355	2	4	0	3	1
26 Horst, Chase	6.94	2-0	8	2	0	0/0	0	11.2	13	9	9	9	7	7	1	1	.295	0	2	0	0	1
33 Coulter, Bradley	7.20	1-1	12	4	0	0/0	0	20.0	21	22	16	21	26	6	0	4	.256	1	2	0	2	1
30 Hurth, Joey	7.20	1-1	13	0	0	0/0	0	15.0	13	13	12	5	14	2	0	3	.236	3	8	0	1	3
35 Murphy, Will	8.22	0-0	7	0	0	0/0	0	7.2	10	7	7	4	6	2	0	1	.333	0	0	0	1	1
40 Erdmann, Drew	9.64	0-1	8	0	0	0/0	0	9.1	12	13	10	14	10	2	2	0	.286	1	4	0	1	0
21 Parnell, Shawn	10.24	0-0	9	0	0	0/0	0	9.2	14	15	11	14	11	3	0	2	.350	1	2	0	1	2
77 Shea, Alex	40.50	0-0	2	0	0	0/0	0	1.1	4	6	6	4	1	1	0	0	.500	2	0	0	0	0
Totals	6.05	23-18	41	41	1	1/1	9	354.0	380	268	238	192	339	73	6	51	.272	25	52	0	17	13
Opponents	7.13	18-23	41	41	0	1/1	8	351.0	390	309	278	241	359	68	8	46	.281	19	63	9	24	10

PB - Team (12), Kross, J. 7, Jones, A. 5, Opp (6). Pickoffs - Team (1), Taylor, N. 1, Opp (7). SBA/ATT - Jones, A. (21-25), Kross, J. (11-16), Logue, S. (8-10), Insko, R. (5-5), Taylor, N. (3-5), Garula, B (2-4), Klingenberg (4-4), Hurth, J. (3-3), Conte, M. (3-3), Murphy, W. (3-3), Parnell, S. (2-3), Marsh, C. (2-3), Hugus, G. (2-2), Coulter, B. (2-2), Mitchell, C (0-1), Boba, T. (1-1).

2024 Cincinnati Baseball
Overall Statistics for Cincinnati (as of Apr 21, 2024)
(All games Sorted by Fielding pct)

Player	c	po	a	e	fld%	dp	sba	csb	sba%	pb	ci
0 Jones, Alec	198	191	7	0	1.000	0	21	4	.840	5	0
22 Hegemann, Josh	71	68	3	0	1.000	0	0	0	---	0	0
13 Wicks, Noah	7	7	0	0	1.000	0	0	0	---	0	0
11 Taylor, Nathan	6	0	6	0	1.000	0	3	2	.600	0	0
28 Hugus, Griffin	5	2	3	0	1.000	0	2	0	1.000	0	0
45 Garula, Brenden	5	1	4	0	1.000	0	2	2	.500	0	0
29 Marsh, Carson	5	1	4	0	1.000	0	2	1	.667	0	0
21 Parnell, Shawn	4	1	3	0	1.000	0	2	1	.667	0	0
40 Erdmann, Drew	3	1	2	0	1.000	0	0	0	---	0	0
26 Horst, Chase	3	1	2	0	1.000	1	0	0	---	0	0
17 Insko, Ryan	3	0	3	0	1.000	0	5	0	1.000	0	0
27 Logue, Seth	3	1	2	0	1.000	0	8	2	.800	0	0
10 Harting, Cole	3	3	0	0	1.000	0	0	0	---	0	0
30 Hurth, Joey	2	1	1	0	1.000	0	3	0	1.000	0	0
33 Coulter, Bradley	2	1	1	0	1.000	0	2	0	1.000	0	0
35 Murphy, Will	1	0	1	0	1.000	0	3	0	1.000	0	0
44 O'Connor, Tommy	149	143	5	1	.993	14	0	0	---	0	0
8 Brooks, Lauden	103	31	70	2	.981	20	0	0	---	0	0
41 Kross, Josh	299	276	17	6	.980	18	11	5	.688	7	0
15 Klingenberg, Kory	42	40	1	1	.976	0	4	0	1.000	0	0
14 Vidourek, Landyn	67	64	1	2	.970	0	0	0	---	0	0
42 Pearson, Dalton	91	86	2	3	.967	0	0	0	---	0	0
5 Jessee, Hunter	28	27	0	1	.964	0	0	0	---	0	0
31 Sefcik, Luke	79	41	35	3	.962	7	0	0	---	0	0
6 Palmieri, Max	20	9	10	1	.950	2	0	0	---	0	0
2 Cross, Kerrington	116	23	83	10	.914	10	0	0	---	0	0
9 Guidry, Kameron	42	11	27	4	.905	4	0	0	---	0	0
32 Boba, Tommy	10	4	5	1	.900	0	1	0	1.000	0	0
3 Michelle, Christian	99	28	61	10	.899	12	0	1	.000	0	0
16 Conte, Michael	0	0	0	0	.000	0	3	0	1.000	0	0
4 Springer, Sean	0	0	0	0	.000	0	0	0	---	0	0
77 Shea, Alex	0	0	0	0	.000	0	0	0	---	0	0
Totals	1466	1062	359	45	.969	33	36	9	.800	12	0
Opponents	1401	1053	298	50	.964	19	85	12	.876	6	0

Hitting minimums - 1 Games 1% of Games 1 AB 1.0 AB/Game 1 TPA 2.0 TPA/Game
Pitching minimums - 1 Games 1.0 IP/Game

2024 Cincinnati Baseball
Conference statistics for Cincinnati (as of Apr 21, 2024)
(BIG 12 games only Sorted by Batting avg)

Record: 9-9 Home: 7-2 Away: 2-7 BIG 12: 9-9

Player	avg	gp-gs	ab	r	h	2b	3b	hr	rbi	tb	slg%	bb	hp	so	gdp	ob%	sf	sh	sb-att	po	a	e	fld%
3 Michelle, Christian	.389	15-14	54	13	21	0	0	2	7	27	.500	3	2	11	2	.441	0	0	2-2	15	27	2	.955
5 Jessee, Hunter	.326	14-13	43	8	14	4	0	0	13	18	.419	3	5	11	2	.423	1	0	1-1	13	0	0	1.000
41 Kross, Josh	.313	18-18	64	13	20	6	0	2	15	32	.500	6	10	12	0	.444	1	0	0-0	131	9	2	.986
22 Hegemann, Josh	.292	17-17	65	10	19	1	0	0	8	20	.308	9	0	16	0	.368	2	1	2-4	35	1	0	1.000
8 Brooks, Lauden	.273	17-16	66	14	18	3	0	0	10	21	.318	5	1	21	2	.329	1	0	1-1	15	31	1	.979
0 Jones, Alec	.262	12-10	42	3	11	2	0	0	9	13	.310	0	0	9	1	.262	0	1	1-1	96	4	0	1.000
2 Cross, Kerrington	.254	18-18	67	17	17	1	1	2	10	26	.388	14	4	22	0	.407	1	1	4-4	12	35	6	.887
44 O'Connor, Tommy	.230	17-16	61	10	14	2	1	4	16	30	.492	12	1	30	0	.365	0	0	0-0	49	2	0	1.000
42 Pearson, Dalton	.180	16-15	50	7	9	2	0	0	0	11	.220	10	0	15	1	.317	0	0	5-5	39	1	3	.930
14 Vidourek, Landyn	.161	16-11	31	7	5	3	0	0	3	8	.258	15	2	15	0	.458	0	0	3-4	27	0	1	.964

6 Palmieri, Max	.231	6-3	13	1	3	1	0	0	1	4	.308	1	0	6	0	.286	0	1	0-0	6	4	0	1.000
9 Guidry, Kameron	.211	9-4	19	3	4	0	0	2	5	10	.526	3	0	8	0	.318	0	0	0-0	4	13	0	1.000
31 Sefcik, Luke	.107	11-7	28	3	3	0	0	0	5	3	.107	3	0	4	0	.188	1	1	2-3	17	16	0	1.000
15 Klingenberg, Kory	.000	3-0	5	0	0	0	0	0	0	0	.000	0	0	3	0	.000	0	0	0-0	8	0	0	1.000
13 Wicks, Noah	.000	1-0	1	0	0	0	0	0	0	0	.000	0	0	0	0	.000	0	0	0-0	0	0	0	.000
10 Harting, Cole	.000	1-0	0	0	0	0	0	0	0	0	.000	1	0	0	0	1.000	0	0	0-0	0	0	0	.000
Totals	.259	18	609	109	158	25	2	12	102	223	.366	85	25	183	8	.369	7	5	21-25	472	154	16	.975
Opponents	.276	18	616	112	170	34	2	22	106	274	.445	95	13	149	14	.379	9	2	15-21	472	139	19	.970

LOB - Team (150), Opp (151). DPs turned - Team (16), Opp (10). IBB - Team (2), Kross, J. 1, O'Connor, T. 1, Opp (5). Picked off - Hegemann, J. 1, Cross, K. 1, Michelle, C 1.

(BIG 12 games only Sorted by Earned run avg)

Player	era	w-l	app	gs	cg	sho	sv	ip	h	r	er	bb	so	2b	3b	hr	b/avg	wp	hp	bk	sfa	sha
3 Michelle, Christian	4.42	0-2	9	0	0	0/1	3	18.1	16	9	9	7	14	3	0	3	.242	1	1	0	2	1
27 Logue, Seth	5.04	2-2	6	2	0	0/0	0	30.1	28	17	17	13	34	6	0	2	.237	1	1	0	2	0
32 Boba, Tommy	5.76	2-2	6	6	0	0/1	0	29.2	23	20	19	17	26	6	0	5	.209	2	4	0	0	0
11 Taylor, Nathan	6.23	2-1	6	6	1	0/0	0	26.0	34	20	18	16	23	7	0	4	.324	2	1	0	1	0

28 Hugus, Griffin	0.00	0-0	1	0	0	0/0	0	1.0	0	0	0	1	1	0	0	0	.000	0	0	0	0	0
45 Garula, Brenden	4.02	0-0	9	4	0	0/0	0	15.2	19	7	7	13	15	2	0	0	.302	2	1	0	0	1
26 Horst, Chase	5.40	1-0	2	0	0	0/0	0	1.2	0	1	1	4	2	0	0	0	.000	0	0	0	0	0
40 Erdmann, Drew	5.40	0-0	1	0	0	0/0	0	1.2	2	1	1	1	3	0	1	0	.286	0	0	0	0	0
17 Insko, Ryan	6.23	1-0	4	0	0	0/0	0	4.1	7	3	3	5	1	1	0	0	.412	0	1	0	1	0
16 Conte, Michael	7.71	0-0	3	0	0	0/0	0	4.2	8	4	4	2	3	0	0	2	.364	0	1	0	0	0
29 Marsh, Carson	7.80	1-1	7	0	0	0/0	1	15.0	18	13	13	7	17	5	1	4	.300	0	1	0	1	0
33 Coulter, Bradley	9.00	0-1	4	0	0	0/0	0	4.0	3	5	4	3	5	1	0	1	.214	0	0	0	2	0
30 Hurth, Joey	10.80	0-0	4	0	0	0/0	0	3.1	6	4	4	0	3	2	0	0	.400	1	2	0	0	0
77 Shea, Alex	18.00	0-0	1	0	0	0/0	0	1.0	2	2	2	2	1	1	0	0	.400	1	0	0	0	0
35 Murphy, Will	27.00	0-0	1	0	0	0/0	0	0.1	3	1	1	0	0	0	0	1	.750	0	0	0	0	0
21 Parnell, Shawn	99.00	0-0	2	0	0	0/0	0	0.1	1	5	5	4	1	0	0	0	.500	0	0	0	0	0
Totals	6.18	9-9	18	18	1	1/1	4	157.1	170	112	108	95	149	34	2	22	.276	10	13	0	9	2
Opponents	5.78	9-9	18	18	0	1/1	3	157.1	158	109	101	85	183	25	2	12	.259	3	25	1	7	5

2024 Cincinnati Baseball
Conference statistics for Cincinnati (as of Apr 21, 2024)
(BIG 12 games only Sorted by Fielding pct)

Player	c	po	a	e	fld%	dp	sba	csb	sba%	pb	ci
0 Jones, Alec	100	96	4	0	1.000	0	6	2	.750	3	0
44 O'Connor, Tommy	51	49	2	0	1.000	7	0	0	---	0	0
22 Hegemann, Josh	36	35	1	0	1.000	0	0	0	---	0	0
31 Sefcik, Luke	33	17	16	0	1.000	4	0	0	---	0	0
9 Guidry, Kameron	17	4	13	0	1.000	3	0	0	---	0	0
5 Jessee, Hunter	13	13	0	0	1.000	0	0	0	---	0	0
6 Palmieri, Max	10	6	4	0	1.000	1	0	0	---	0	0
15 Klingenberg, Kory	8	8	0	0	1.000	0	0	0	---	0	0
11 Taylor, Nathan	3	0	3	0	1.000	0	3	2	.600	0	0
45 Garula, Brenden	3	1	2	0	1.000	0	0	1	.000	0	0
17 Insko, Ryan	2	0	2	0	1.000	0	2	0	1.000	0	0
27 Logue, Seth	2	1	1	0	1.000	0	7	1	.875	0	0
30 Hurth, Joey	1	1	0	0	1.000	0	1	0	1.000	0	0
29 Marsh, Carson	1	0	1	0	1.000	0	0	1	.000	0	0
41 Kross, Josh	142	131	9	2	.986	8	9	4	.692	4	0
8 Brooks, Lauden	47	15	31	1	.979	9	0	0	---	0	0
14 Vidourek, Landyn	28	27	0	1	.964	0	0	0	---	0	0
3 Mitchell, Christian	44	15	27	2	.955	7	0	1	.000	0	0
42 Pearson, Dalton	43	39	1	3	.930	0	0	0	---	0	0
2 Cross, Kerrington	53	12	35	6	.887	2	0	0	---	0	0
32 Boba, Tommy	5	2	2	1	.800	0	1	0	1.000	0	0
13 Wicks, Noah	0	0	0	0	.000	0	0	0	---	0	0
33 Coulter, Bradley	0	0	0	0	.000	0	0	0	---	0	0
21 Parnell, Shawn	0	0	0	0	.000	0	0	0	---	0	0
28 Hugus, Griffin	0	0	0	0	.000	0	0	0	---	0	0
26 Horst, Chase	0	0	0	0	.000	0	0	0	---	0	0
16 Conte, Michael	0	0	0	0	.000	0	1	0	1.000	0	0
10 Harting, Cole	0	0	0	0	.000	0	0	0	---	0	0
40 Erdmann, Drew	0	0	0	0	.000	0	0	0	---	0	0
35 Murphy, Will	0	0	0	0	.000	0	0	0	---	0	0
77 Shea, Alex	0	0	0	0	.000	0	0	0	---	0	0
Totals	642	472	154	16	.975	16	15	6	.714	7	0
Opponents	630	472	139	19	.970	10	21	4	.840	4	0

Hitting minimums - 1 Games 1% of Games 1 AB 1.0 AB/Game 1 TPA 2.0 TPA/Game
Pitching minimums - 1 Games 1.0 IP/Game

2024 Cincinnati Baseball
Game Results for Cincinnati (as of Apr 23, 2024)
(All games)

Date	Opponent	Score	Inns	Overall	BIG 12	Pitcher of record	Attend	Time
Feb 16, 2024	at Jacksonville-1	L 6-8	9	0-1-0	0-0-0	Marsh, C. (L 0-1)	418	3:01
Feb 16, 2024	at Jacksonville	L 3-11	9	0-2-0	0-0-0	Boba, T. (L 0-1)	508	2:08
Feb 20, 2024	NKU	w 10-2	9	1-2-0	0-0-0	Taylor, N. (W 1-0)	802	2:58
Feb 24, 2024	vs Ball State	w 6-5	9	2-2-0	0-0-0	Horst, C. (W 1-0)	1430	2:48
Feb 24, 2024	vs Illinois	w 10-3	9	3-2-0	0-0-0	Taylor, N. (W 1-0)	1422	2:50
Feb 25, 2024	at #25 Coastal Carolina	L 2-25	9	3-3-0	0-0-0	Boba, T. (L 0-2)	2406	3:39
Feb 27, 2024	at Xavier	L 9-11	9	3-4-0	0-0-0	Hugus, G. (L 0-1)	529	3:01
Feb 29, 2024	OAKLAND	w 9-6	9	4-4-0	0-0-0	Coulter, B. (W 1-0)	175	3:07
Mar 01, 2024	NORTHERN ILLINOIS	w 13-5	9	5-4-0	0-0-0	Taylor, N. (W 3-0)	210	3:07
Mar 02, 2024	NORTHERN ILLINOIS-1	w 6-5	7	6-4-0	0-0-0	Insco, R. (W 1-0)	-	2:32
Mar 02, 2024	NORTHERN ILLINOIS-2	L 4-6	9	6-5-0	0-0-0	Hugus, G. (L 0-2)	480	2:35
Mar 03, 2024	NORTHERN ILLINOIS	w 14-1	7	7-5-0	0-0-0	Garula, B (W 1-0)	1010	2:24
Mar 06, 2024	AKRON	w 19-8	9	8-5-0	0-0-0	Garula, B (W 2-0)	311	3:28
* Mar 08, 2024	at Kansas State	L 0-4	9	8-6-0	0-1-0	Logue, S. (L 0-1)	1472	2:29
* Mar 09, 2024	at Kansas State	w 11-7	9	9-6-0	1-1-0	Insco, R. (W 2-0)	1868	3:20
* Mar 10, 2024	at Kansas State	L 13-14 (12)	9	9-7-0	1-2-0	Coulter, B. (L 1-1)	1962	3:55
Mar 12, 2024	WESTERN ILLINOIS	L 11-12	9	9-8-0	1-2-0	Hurth, J. (L 0-1)	311	4:04
Mar 13, 2024	WESTERN ILLINOIS	w 8-3	9	10-8-0	1-2-0	Taylor, N. (W 4-0)	213	2:35
* Mar 15, 2024	KANSAS	L 4-14	9	10-9-0	1-3-0	Logue, S. (L 0-2)	317	3:20
* Mar 16, 2024	KANSAS	w 1-0	9	11-9-0	2-3-0	Boba, T. (W 1-2)	713	2:11
* Mar 17, 2024	KANSAS	w 10-1	9	12-9-0	3-3-0	Taylor, N. (W 5-0)	661	2:48
Mar 20, 2024	at Miami	w 11-3	9	13-9-0	3-3-0	Hurth, J. (W 1-1)	148	2:54
Mar 22, 2024	at Saint Louis	L 12-14	9	13-10-0	3-3-0	Logue, S. (L 0-3)	103	2:50
Mar 23, 2024	at Saint Louis	w 13-4	9	14-10-0	3-3-0	Boba, T. (W 2-2)	73	3:20
Mar 24, 2024	at Saint Louis	w 8-3	9	15-10-0	3-3-0	Insco, R. (W 3-0)	127	3:08
Mar 26, 2024	at Louisville	L 5-11	9	15-11-0	3-3-0	Erdmann, D. (L 0-1)	847	3:04
* Mar 28, 2024	at Baylor	w 8-3	9	16-11-0	4-3-0	Logue, S. (W 1-3)	1557	3:03
* Mar 29, 2024	at Baylor	L 6-8	9	16-12-0	4-4-0	Boba, T. (L 2-3)	1686	2:53
* Mar 30, 2024	at Baylor	L 2-9	9	16-13-0	4-5-0	Taylor, N. (L 5-1)	1767	2:41
* Apr 05, 2024	TCU	w 4-2	9	17-13-0	5-5-0	Logue, S. (W 2-3)	632	2:49
* Apr 06, 2024	TCU	w 6-2	9	18-13-0	6-5-0	Boba, T. (W 3-3)	1102	2:37
* Apr 07, 2024	TCU	w 13-2	7	19-13-0	7-5-0	Taylor, N. (W 6-1)	1192	2:15
Apr 09, 2024	vs Xavier	w 5-2	9	20-13-0	7-5-0	Marsh, C. (W 1-1)	1500	3:02
* Apr 12, 2024	at #20 Oklahoma State	L 4-8 (10)	9	20-14-0	7-6-0	Mitchelle, C (L 0-1)	5071	3:09
* Apr 13, 2024	at #20 Oklahoma State	L 5-12	9	20-15-0	7-7-0	Boba, T. (L 3-4)	5513	2:56
* Apr 14, 2024	at #20 Oklahoma State	L 6-10	9	20-16-0	7-8-0	Marsh, C. (L 1-2)	4469	3:11
Apr 16, 2024	EASTERN KENTUCKY	w 12-2	8	21-16-0	7-8-0	Conte, M. (W 1-0)	598	2:46
Apr 17, 2024	XAVIER	L 4-6	9	21-17-0	7-8-0	Boba, T. (L 3-5)	1207	2:55
* Apr 19, 2024	HOUSTON	w 6-4	9	22-17-0	8-8-0	Horst, C. (W 2-0)	558	3:18
* Apr 20, 2024	HOUSTON	w 5-4	9	23-17-0	9-8-0	Marsh, C. (W 2-2)	1109	3:11
* Apr 21, 2024	HOUSTON	L 5-8	9	23-18-0	9-9-0	Mitchelle, C (L 0-2)	597	3:10

* = Conference game

() extra inning game

2024 Cincinnati Baseball
Miscellaneous Stats for Cincinnati (as of Apr 23, 2024)
(All games)

Starting Lineup By Position
(Team W-L record when starter)

PITCHER:		
11 Taylor, Nathan	11	(9-2)
32 Boba, Tommy	10	(4-6)
45 Garula, Brenden	7	(6-1)
27 Logue, Seth	5	(1-4)
33 Coulter, Bradley	4	(3-1)
26 Horst, Chase	2	(0-2)
29 Marsh, Carson	1	(0-1)
28 Hugus, Griffin	1	(0-1)
CATCHER:		
0 Jones, Alec	21	(13-8)
41 Kross, Josh	17	(10-7)
15 Kligenbeck, Kory	3	(0-3)
FIRST BASE:		
44 O'Connor, Tommy	21	(13-8)
41 Kross, Josh	20	(10-10)
SECOND BASE:		
8 Brooks, Lauden	21	(15-6)
31 Sefcik, Luke	15	(6-9)
6 Palmieri, Max	3	(0-3)
3 Michelle, Christian	2	(2-0)
THIRD BASE:		
2 Cross, Kerrington	40	(22-18)
6 Palmieri, Max	1	(1-0)
SHORTSTOP:		
3 Michelle, Christian	25	(13-12)
9 Guidry, Kameron	9	(6-3)
8 Brooks, Lauden	6	(3-3)
6 Palmieri, Max	1	(1-0)
LEFT FIELD:		
5 Jessee, Hunter	22	(12-10)
22 Hegemann, Josh	15	(9-6)
31 Sefcik, Luke	2	(0-2)
14 Vidourek, Landyn	1	(1-0)
10 Harting, Cole	1	(1-0)
CENTER FIELD:		
42 Pearson, Dalton	33	(20-13)
22 Hegemann, Josh	8	(3-5)
RIGHT FIELD:		
14 Vidourek, Landyn	31	(16-15)
22 Hegemann, Josh	10	(7-3)
DESIGNATED HITTER:		
44 O'Connor, Tommy	18	(9-9)
8 Brooks, Lauden	6	(3-3)
5 Jessee, Hunter	5	(3-2)
41 Kross, Josh	4	(3-1)
31 Sefcik, Luke	3	(2-1)
3 Michelle, Christian	2	(0-2)
10 Harting, Cole	1	(1-0)
9 Guidry, Kameron	1	(1-0)
2 Cross, Kerrington	1	(1-0)

Starting Lineup By Lineup Spot
(Team W-L record when starter)

LEADOFF:		
42 Pearson, Dalton	13	(8-5)
8 Brooks, Lauden	13	(9-4)
2 Cross, Kerrington	11	(4-7)
22 Hegemann, Josh	3	(2-1)
3 Michelle, Christian	1	(0-1)
2ND SPOT:		
44 O'Connor, Tommy	31	(18-13)
22 Hegemann, Josh	8	(4-4)
31 Sefcik, Luke	1	(0-1)
2 Cross, Kerrington	1	(1-0)
3RD SPOT:		
2 Cross, Kerrington	20	(13-7)
41 Kross, Josh	9	(4-5)
14 Vidourek, Landyn	8	(4-4)
22 Hegemann, Josh	3	(1-2)
44 O'Connor, Tommy	1	(1-0)
CLEANUP:		
41 Kross, Josh	27	(16-11)
2 Cross, Kerrington	5	(3-2)
5 Jessee, Hunter	5	(2-3)
44 O'Connor, Tommy	2	(1-1)
22 Hegemann, Josh	1	(1-0)
8 Brooks, Lauden	1	(0-1)
5TH SPOT:		
22 Hegemann, Josh	14	(9-5)
41 Kross, Josh	5	(3-2)
44 O'Connor, Tommy	5	(2-3)
3 Michelle, Christian	4	(2-2)
31 Sefcik, Luke	3	(1-2)
2 Cross, Kerrington	3	(2-1)
5 Jessee, Hunter	3	(1-2)
9 Guidry, Kameron	2	(2-0)
8 Brooks, Lauden	2	(1-1)
6TH SPOT:		
31 Sefcik, Luke	9	(5-4)
5 Jessee, Hunter	8	(4-4)
8 Brooks, Lauden	8	(5-3)
3 Michelle, Christian	7	(4-3)
9 Guidry, Kameron	5	(2-3)
2 Cross, Kerrington	1	(0-1)
22 Hegemann, Josh	1	(1-0)
14 Vidourek, Landyn	1	(1-0)
6 Palmieri, Max	1	(1-0)
7TH SPOT:		
14 Vidourek, Landyn	12	(7-5)
5 Jessee, Hunter	10	(7-3)
8 Brooks, Lauden	4	(3-1)
0 Jones, Alec	4	(3-1)
6 Palmieri, Max	3	(0-3)
3 Michelle, Christian	3	(1-2)
31 Sefcik, Luke	1	(0-1)
10 Harting, Cole	1	(1-0)
15 Kligenbeck, Kory	1	(0-1)
9 Guidry, Kameron	1	(1-0)
42 Pearson, Dalton	1	(0-1)
8TH SPOT:		
0 Jones, Alec	16	(9-7)
31 Sefcik, Luke	6	(2-4)
8 Brooks, Lauden	5	(3-2)
42 Pearson, Dalton	4	(4-0)
3 Michelle, Christian	4	(2-2)
15 Kligenbeck, Kory	2	(0-2)
14 Vidourek, Landyn	1	(0-1)
5 Jessee, Hunter	1	(1-0)

2024 Cincinnati Baseball
Miscellaneous Stats for Cincinnati (as of Apr 23, 2024)
(All games)

STARTERS SUMMARY

Player	GS	Position											Batting Order								
		p	c	1b	2b	3b	ss	lf	cf	rf	of	dh	1st	2nd	3rd	4th	5th	6th	7th	8th	9th
41 Kross, Josh	41	.	17	20	4	.	.	9	27	5
2 Cross, Kerringt	41	40	1	11	1	20	5	3	1	.	.	.
44 O'Connor, Tom	39	.	.	21	18	.	31	1	2	5
22 Hegemann, Jos	33	15	8	10	.	.	3	8	3	1	14	1	.	.	3
42 Pearson, Dalto	33	33	.	.	.	13	1	4	15
8 Brooks, Lauden	33	.	.	.	21	.	6	6	13	.	.	1	2	8	4	5	.
14 Vidourek, Land	32	1	.	31	8	.	.	1	12	1	10
3 Mitchelle, Chris	29	.	.	.	2	.	25	2	1	.	.	.	4	7	3	4	10
5 Jessee, Hunter	27	22	.	.	.	5	.	.	.	5	3	8	10	1	.
0 Jones, Alec	21	.	21	4	16	1
31 Sefcik, Luke	20	.	.	.	15	.	.	2	.	.	.	3	.	1	.	.	3	9	1	6	.
11 Taylor, Nathan	11	11
32 Boba, Tommy	10	10
9 Guidry, Kamero	10	9	1	2	5	1	.	2
45 Garula, Brende	7	7
27 Logue, Seth	5	5
6 Palmieri, Max	5	.	.	.	3	1	1	1	3	1	.
33 Coulter, Bradle	4	4
15 Klingenbeck, K	3	.	3	1	2	.
10 Harting, Cole	2	1	.	.	.	1	1	1	.
26 Horst, Chase	2	2
28 Hugus, Griffin	1	1
29 Marsh, Carson	1	1

2024 Cincinnati Baseball
Team Game-by-Game for Cincinnati (as of Apr 23, 2024)
Batting (All games)

Date	Opponent	ab	r	h	rbi	2b	3b	hr	tb	bb	ibb	sb	cs	hbp	sac	sf	gdp	k	po	a	e	lob	avg
Feb 16	at Jacksonville	35	6	9	4	2	0	1	14	3	0	1	0	0	1	1	0	11	26	7	0	7	.257
Feb 16	at Jacksonville	32	3	4	3	0	0	1	7	7	0	2	0	1	0	0	0	12	24	6	2	10	.194
Feb 20	NKU	35	10	15	8	1	0	2	22	6	0	4	2	4	0	1	1	4	27	12	0	12	.275
Feb 24	vs Ball State	30	6	8	4	1	1	0	11	8	0	0	0	1	1	1	0	9	27	12	2	11	.273
Feb 24	vs Illinois	35	10	10	10	0	0	2	16	5	0	0	0	2	0	1	1	14	27	5	0	6	.275
Feb 25	at Coastal Carolina	34	2	8	2	0	0	1	11	6	0	0	0	1	0	0	1	10	24	6	4	12	.269
Feb 27	at Xavier	36	9	10	9	1	0	2	17	5	0	1	1	0	0	1	0	8	24	15	2	6	.270
Feb 29	OAKLAND	35	9	11	8	2	1	2	21	4	0	1	0	2	0	1	0	9	27	7	0	9	.276
Mar 01	NORTHERN ILLINOIS	33	13	12	11	7	0	0	19	6	0	2	0	1	0	2	0	5	27	5	1	5	.285
Mar 02	NORTHERN ILLINOIS	19	6	2	4	0	0	0	2	12	0	4	0	4	0	1	1	8	21	7	2	11	.275
Mar 02	NORTHERN ILLINOIS	39	4	11	3	1	0	1	15	5	0	0	1	4	0	0	0	7	27	10	1	17	.275
Mar 03	NORTHERN ILLINOIS	26	14	11	14	2	0	2	19	8	0	6	0	1	0	2	0	9	21	7	1	5	.285
Mar 06	AKRON	37	19	15	17	3	0	1	21	11	0	7	0	2	0	0	1	4	27	6	1	7	.296
*Mar 08	at Kansas State	27	0	0	0	0	0	0	0	2	0	0	0	1	1	0	0	9	24	5	2	4	.278
*Mar 09	at Kansas State	36	11	9	9	1	0	0	10	6	0	0	0	4	0	1	0	11	27	17	3	9	.276
*Mar 10	at Kansas State	51	13	20	13	0	1	2	28	7	0	3	1	2	0	1	2	11	34	13	2	12	.287
Mar 12	WESTERN ILLINOIS	35	11	10	11	4	2	3	27	12	1	5	0	2	0	1	1	7	27	13	3	12	.287
Mar 13	WESTERN ILLINOIS	35	8	12	8	4	0	1	19	4	0	7	1	1	0	0	0	5	27	13	2	8	.290
*Mar 15	KANSAS	35	4	8	3	3	0	0	11	5	0	0	0	2	0	0	0	8	27	9	1	11	.287
*Mar 16	KANSAS	26	1	4	1	1	0	0	5	2	0	0	0	1	1	0	0	8	27	10	0	5	.282
*Mar 17	KANSAS	42	10	15	8	3	0	0	18	6	0	2	1	0	0	0	0	6	27	11	0	14	.286
Mar 20	at Miami	37	11	13	11	2	1	0	17	10	0	5	0	1	0	2	0	5	27	10	1	12	.289
Mar 22	at Saint Louis	37	12	11	12	1	0	8	36	5	0	0	0	0	1	0	0	7	24	7	1	4	.290
Mar 23	at Saint Louis	40	13	13	11	3	0	2	22	7	0	10	0	3	0	1	0	7	27	15	0	11	.291
Mar 24	at Saint Louis	39	8	13	7	1	0	0	14	3	0	4	0	1	1	0	0	3	27	10	1	9	.293
Mar 26	at Louisville	33	5	7	5	3	0	2	16	2	0	0	1	1	0	0	0	11	24	8	1	4	.290
*Mar 28	at Baylor	35	8	10	7	2	0	2	18	5	0	2	1	2	1	0	1	13	27	4	1	8	.290
*Mar 29	at Baylor	41	6	15	6	1	0	1	19	3	0	1	0	1	0	0	1	8	24	9	0	12	.293
*Mar 30	at Baylor	27	2	2	1	0	0	0	2	5	0	1	1	2	0	0	0	14	24	10	0	5	.287
*Apr 05	TCU	28	4	5	4	0	0	0	5	4	0	2	0	2	0	0	0	9	27	7	1	6	.284
*Apr 06	TCU	29	6	6	6	1	0	1	10	6	0	5	0	2	0	0	1	13	27	7	0	7	.282
*Apr 07	TCU	29	13	10	13	1	0	2	17	8	0	0	0	1	0	1	0	6	21	8	0	7	.284
Apr 09	vs Xavier	29	5	6	5	0	1	0	8	11	0	1	1	2	1	2	0	8	27	9	2	13	.282
*Apr 12	at Oklahoma State	38	4	8	4	3	0	0	11	2	0	0	0	0	0	0	0	16	27	4	2	6	.280
*Apr 13	at Oklahoma State	37	5	12	5	4	0	0	16	1	0	0	0	0	0	1	1	8	24	6	1	7	.281
*Apr 14	at Oklahoma State	34	6	9	6	2	1	2	19	1	0	2	0	3	0	1	0	13	24	6	0	6	.281
Apr 16	EASTERN KENTUCKY	34	12	12	11	1	0	2	19	9	0	3	1	3	0	0	1	4	24	4	1	12	.283
Apr 17	XAVIER	36	4	9	4	4	0	1	16	7	0	1	0	1	0	0	0	9	27	11	1	13	.282
*Apr 19	HOUSTON	31	6	10	6	0	0	1	13	5	0	1	0	1	1	1	1	8	27	8	0	9	.283
*Apr 20	HOUSTON	33	5	11	5	2	0	0	13	8	1	1	0	1	0	1	1	12	27	9	1	14	.284
*Apr 21	HOUSTON	30	5	4	5	1	0	1	8	9	1	1	0	0	1	0	0	10	27	11	2	8	.281
Totals		1390	309	390	284	68	8	46	612	241	3	85	12	63	10	24	15	359	1062	359	45	366	.281

2024 Cincinnati Baseball
Team Game-by-Game for Cincinnati (as of Apr 23, 2024)
Pitching (All games)

Date	Opponent	ip	h	r	er	bb	so	2b	3b	hr	wp	bk	hbp	dp	ibb	score	w-l	sv	era
Feb 16	at Jacksonville	8.2	10	8	8	5	6	0	1	1	0	0	0	0	0	6-8	0-1	0	8.31
Feb 16	at Jacksonville	8.0	12	11	11	9	13	3	0	1	2	0	3	0	0	3-11	0-2	0	10.26
Feb 20	NKU	9.0	7	2	2	2	8	0	0	1	0	0	0	1	0	10-2	1-2	0	7.36
Feb 24	vs Ball State	9.0	9	5	5	1	6	3	0	2	1	0	2	1	0	6-5	2-2	1	6.75
Feb 24	vs Illinois	9.0	6	3	3	3	14	1	0	1	1	0	1	0	0	10-3	3-2	2	5.98
Feb 25	at Coastal Carolina	8.0	15	25	12	10	8	3	0	4	1	0	8	0	0	2-25	3-3	2	7.14
Feb 27	at Xavier	8.0	12	11	11	6	4	5	0	3	0	0	2	3	0	9-11	3-4	2	7.84
Feb 29	OAKLAND	9.0	10	6	6	5	11	3	1	0	0	0	2	0	0	9-6	4-4	3	7.60
Mar 01	NORTHERN ILLINOIS	9.0	10	5	5	3	12	1	0	2	0	0	2	1	0	13-5	5-4	3	7.30
Mar 02	NORTHERN ILLINOIS	7.0	7	5	2	1	7	1	0	1	0	0	0	0	0	6-5	6-4	3	6.91
Mar 02	NORTHERN ILLINOIS	9.0	8	6	5	4	4	2	0	1	0	0	0	1	0	4-6	6-5	3	6.73
Mar 03	NORTHERN ILLINOIS	7.0	4	1	0	5	7	0	0	0	1	0	2	2	0	14-1	7-5	3	6.26
Mar 06	AKRON	9.0	10	8	8	5	16	1	0	1	2	0	1	0	0	19-8	8-5	3	6.40
*Mar 08	at Kansas State	8.0	9	4	4	6	6	1	0	2	0	0	0	0	0	0-4	8-6	3	6.27
*Mar 09	at Kansas State	9.0	10	7	6	10	7	2	0	0	0	0	0	2	0	11-7	9-6	3	6.25
*Mar 10	at Kansas State	11.1	19	14	13	6	7	3	0	4	2	0	0	1	1	13-14	9-7	3	6.59
Mar 12	WESTERN ILLINOIS	9.0	13	12	7	9	9	3	0	1	1	0	3	0	0	11-12	9-8	3	6.61
Mar 13	WESTERN ILLINOIS	9.0	4	3	2	4	10	1	0	0	1	0	0	0	0	8-3	10-8	3	6.35
*Mar 15	KANSAS	9.0	15	14	14	13	5	4	0	0	2	0	0	0	0	4-14	10-9	3	6.76
*Mar 16	KANSAS	9.0	2	0	0	2	8	1	0	0	0	0	1	0	0	1-0	11-9	4	6.41
*Mar 17	KANSAS	9.0	6	1	1	2	8	1	0	1	0	0	0	1	0	10-1	12-9	5	6.15
Mar 20	at Miami	9.0	5	3	2	1	8	0	0	0	1	0	3	0	0	11-3	13-9	5	5.95
Mar 22	at Saint Louis	8.0	17	14	13	1	2	2	0	3	0	0	2	0	0	12-14	13-10	5	6.30
Mar 23	at Saint Louis	9.0	8	4	4	4	5	2	0	0	2	0	3	3	0	13-4	14-10	5	6.20
Mar 24	at Saint Louis	9.0	8	3	3	4	5	0	0	1	0	0	2	2	0	8-3	15-10	6	6.07
Mar 26	at Louisville	8.0	15	11	11	5	7	3	2	3	0	0	0	0	0	5-11	15-11	6	6.29
*Mar 28	at Baylor	9.0	9	3	3	1	12	1	0	0	1	0	0	1	0	8-3	16-11	6	6.17
*Mar 29	at Baylor	8.0	9	8	8	5	6	4	1	1	0	0	4	2	0	6-8	16-12	6	6.26
*Mar 30	at Baylor	8.0	13	9	9	6	3	2	0	1	1	0	2	2	0	2-9	16-13	6	6.38
*Apr 05	TCU	9.0	8	2	2	1	8	2	0	1	0	0	2	1	0	4-2	17-13	6	6.23
*Apr 06	TCU	9.0	3	2	2	4	11	1	0	0	1	0	2	0	0	6-2	18-13	7	6.09
*Apr 07	TCU	7.0	6	2	2	0	9	3	0	1	0	0	0	1	0	13-2	19-13	7	6.00
Apr 09	vs Xavier	9.0	5	2	2	2	10	1	0	1	1	0	0	1	0	5-2	20-13	8	5.87
*Apr 12	at Oklahoma State	9.0	7	8	8	9	13	2	0	1	0	0	0	0	3	4-8	20-14	8	5.94
*Apr 13	at Oklahoma State	8.0	10	12	11	6	12	1	1	2	0	0	1	1	0	5-12	20-15	8	6.11
*Apr 14	at Oklahoma State	8.0	14	10	10	5	9	3	0	5	0	0	0	0	1	6-10	20-16	8	6.24
Apr 16	EASTERN KENTUCKY	8.0	8	2	2	3	11	3	0	0	0	0	0	1	0	12-2	21-16	8	6.14
Apr 17	XAVIER	9.0	7	6	6	5	7	1	0	2	1	0	3	1	0	4-6	21-17	8	6.14
*Apr 19	HOUSTON	9.0	9	4	4	7	11	1	0	0	0	0	0	1	0	6-4	22-17	9	6.08
*Apr 20	HOUSTON	9.0	8	4	3	6	8	1	0	0	1	0	0	2	0	5-4	23-17	9	6.00
*Apr 21	HOUSTON	9.0	13	8	8	6	6	1	0	3	2	0	1	1	0	5-8	23-18	9	6.05
Totals		354.0	380	268	238	192	339	73	6	51	25	0	52	33	5	309-268	23-18	9	6.05

2024 Cincinnati Baseball
Games Summary for Cincinnati (as of Apr 23, 2024)
(All games)

Score by innings	1	2	3	4	5	6	7	8	9	EX	Total
Cincinnati	46	40	39	37	32	46	39	23	5	2	309
Opponents	37	35	28	39	33	36	15	24	14	7	268

Record when ...

Overall	23-18	After 6 leading	20-3
Conference	9-9 trailing	3-13
Non-Conference	14-9 tied	0-2
Home games	15-5	After 7 leading	19-2
Away games	5-13 trailing	0-12
Neutral site	3-0 tied	1-4
Day games	21-13	After 8 leading	19-1
Night games	2-5 trailing	0-14
vs Left starter	6-5 tied	0-3
vs Right starter	17-13		
1-Run games	4-2	Hit 0 home runs	11-5
2-Run games	2-6	... 1 home run	4-7
5+Run games	13-6	... 2+ home runs	8-6
Extra innings	0-2		
Shutouts	1-1	Opponent 0 home runs	12-1
	 1 home run	9-7
Scoring 0-2 runs	1-3 2+ HRs	2-10
..... 3-5 runs	3-8		
..... 6-9 runs	8-4	Made 0 errors	9-4
..... 10+ runs	11-3 1 error	9-6
	 2+ errors	5-8
Opponent 0-2 runs	9-0		
..... 3-5 runs	11-1	Opp. made 0 errors	5-8
..... 6-9 runs	3-7 1 error	9-3
..... 10+ runs	0-10 2+ errors	9-7
Scored in 1st inning	10-11	Out-hit opponent	19-6
Opp. scored in 1st	3-9	Out-hit by opponent	4-12
Scores first	15-11	Hits are tied	0-0
Opp. scores first	8-7		

Record when team scores:

Runs	0	1	2	3	4	5	6	7	8	9	10+
W-L	0-1	1-0	0-2	0-1	1-4	2-3	4-3	0-0	3-0	1-1	11-3

Record when opponent scores:

Runs	0	1	2	3	4	5	6	7	8	9	10+
W-L	1-0	2-0	6-0	5-0	3-1	3-0	1-2	1-0	1-4	0-1	0-10

Record when leading after:

Inn.	1	2	3	4	5	6	7	8
W-L	9-6	13-3	18-4	16-6	19-3	20-3	19-2	19-1

Record when trailing after:

Inn.	1	2	3	4	5	6	7	8
W-L	1-7	3-10	1-11	5-11	3-12	3-13	0-12	0-14

Record when tied after:

Inn.	1	2	3	4	5	6	7	8
W-L	13-5	7-5	4-3	2-1	1-3	0-2	1-4	0-3

Current losing streak: 1
Longest winning streak: 4
Longest losing streak: 3

Home attendance : 12198 (19 dates avg = 642)
Away attendance : 34876 (21 dates avg = 1660)
Total attendance: 47074 (40 dates avg = 1176)

2024 Cincinnati Baseball
Season Game Highs for Cincinnati (as of Apr 23, 2024)
(All games)

TEAM GAME HIGHS

Batting

At bats:	51	-	at Kansas State (Mar 10, 2024)
Runs scored:	19	-	vs Akron (Mar 06, 2024)
Hits:	20	-	at Kansas State (Mar 10, 2024)
RBIs:	17	-	vs Akron (Mar 06, 2024)
Doubles:	7	-	vs Northern Illinois (Mar 01, 2024)
Triples:	2	-	vs Western Illinois (Mar 12, 2024)
Home runs:	8	-	at Saint Louis (Mar 22, 2024)
Total bases:	36	-	at Saint Louis (Mar 22, 2024)
Walks:	12	-	vs Northern Illinois (Mar 02, 2024)
	12	-	vs Western Illinois (Mar 12, 2024)
Strikeouts:	16	-	at Oklahoma State (Apr 12, 2024)
Sac hits:	1	-	(10 times)
Sac flies:	2	-	(4 times)
Stolen bases:	10	-	at Saint Louis (Mar 23, 2024)
Hit by pitch:	4	-	(4 times)
Caught stealing:	2	-	vs NKU (Feb 20, 2024)
Runners LOB:	17	-	vs Northern Illinois (Mar 02, 2024)
Hit into DP:	2	-	vs Akron (Mar 06, 2024)
	2	-	at Kansas State (Mar 10, 2024)
	2	-	at Baylor (Mar 30, 2024)

Fielding

Putouts:	34	-	at Kansas State (Mar 10, 2024)
Assists:	17	-	at Kansas State (Mar 09, 2024)
Errors:	4	-	at Coastal Carolina (Feb 25, 2024)
Passed balls:	2	-	at Kansas State (Mar 10, 2024)
DPs turned:	3	-	at Xavier (Feb 27, 2024)
	3	-	at Saint Louis (Mar 23, 2024)

Pitching

Innings pitched:	11.1	-	at Kansas State (Mar 10, 2024)
Runs allowed:	25	-	at Coastal Carolina (Feb 25, 2024)
Earned runs:	14	-	vs Kansas (Mar 15, 2024)
Walks allowed:	13	-	vs Kansas (Mar 15, 2024)
Strikeouts:	16	-	vs Akron (Mar 06, 2024)
Hits allowed:	19	-	at Kansas State (Mar 10, 2024)
Doubles allowed:	5	-	at Xavier (Feb 27, 2024)
Triples allowed:	2	-	at Louisville (Mar 26, 2024)
Homers allowed:	5	-	at Oklahoma State (Apr 14, 2024)
Wild pitches:	2	-	(6 times)
Hit batters:	8	-	at Coastal Carolina (Feb 25, 2024)

2024 Cincinnati Baseball
Season Game Highs for Cincinnati (as of Apr 23, 2024)
(All games)

INDIVIDUAL GAME HIGHS

Batting

At bats:	6	-	(11 times)
Runs scored:	4	-	Cross, Kerrington vs Illinois (Feb 24, 2024 at Conway, S.C.)
	4	-	Cross, Kerrington vs Akron (Mar 06, 2024)
	4	-	Brooks, Lauden at Saint Louis (Mar 23, 2024)
Hits:	4	-	O'Connor, Tommy vs Northern Illinois (Mar 02, 2024)
	4	-	Hegemann, Josh vs Akron (Mar 06, 2024)
	4	-	Mitchelle, Christian vs Kansas (Mar 17, 2024)
RBIs:	6	-	Kross, Josh vs Northern Illinois (Mar 03, 2024)
Doubles:	2	-	(7 times)
Triples:	1	-	(8 times)
Home runs:	3	-	Kross, Josh at Saint Louis (Mar 22, 2024)
Total bases:	12	-	Kross, Josh at Saint Louis (Mar 22, 2024)
Walks:	3	-	(9 times)
Strikeouts:	4	-	Cross, Kerrington at Baylor (Mar 28, 2024)
	4	-	Brooks, Lauden at Oklahoma State (Apr 12, 2024)
Sac hits:	1	-	(10 times)
Sac flies:	2	-	Guidry, Kameron vs Northern Illinois (Mar 03, 2024)
Stolen bases:	3	-	Sefcik, Luke vs Northern Illinois (Mar 03, 2024)
	3	-	Brooks, Lauden vs Western Illinois (Mar 12, 2024)
	3	-	Pearson, Dalton vs TCU (Apr 06, 2024)
Hit by pitch:	2	-	(5 times)
Caught stealing:	1	-	(12 times)
Runners LOB:	5	-	(5 times)

Fielding

Putouts:	15	-	O'Connor, Tommy vs Western Illinois (Mar 13, 2024)
Assists:	7	-	Cross, Kerrington vs Western Illinois (Mar 12, 2024)
	7	-	Brooks, Lauden at Saint Louis (Mar 23, 2024)
Errors:	2	-	(6 times)
Passed balls:	2	-	Jones, Alec at Kansas State (Mar 10, 2024)

Pitching

Innings pitched:	8.0	-	Boba, Tommy vs Kansas (Mar 16, 2024)
Runs allowed:	9	-	Logue, Seth at Saint Louis (Mar 22, 2024)
Earned runs:	9	-	Logue, Seth at Saint Louis (Mar 22, 2024)
Walks allowed:	5	-	Taylor, Nathan at Kansas State (Mar 09, 2024)
Strikeouts:	10	-	Taylor, Nathan vs Illinois (Feb 24, 2024 at Conway, S.C.)
Hits allowed:	11	-	Logue, Seth at Saint Louis (Mar 22, 2024)
Doubles allowed:	3	-	Boba, Tommy at Kansas State (Mar 10, 2024)
	3	-	Taylor, Nathan vs TCU (Apr 07, 2024)
	3	-	Coulter, Bradley vs Eastern Kentucky (Apr 16, 2024)
Triples allowed:	1	-	(6 times)
Homers allowed:	4	-	Boba, Tommy at Coastal Carolina (Feb 25, 2024)
Wild pitches:	1	-	(25 times)
Hit batters:	2	-	(6 times)

2024 Cincinnati Baseball Batting Leaders for Cincinnati (as of Apr 23, 2024) (All games)

Hitting minimums - 1 Games 1% of Games 1 AB 1.0 AB/Game 1 TPA 2.0 TPA/Game
Pitching minimums - 1 Games 1.0 IP/Game

Batting avg		Slugging pct		On base pct	
1. 22 Hegemann, Josh	.368	1. 41 Kross, Josh	.621	1. 22 Hegemann, Josh	.483
2. 3 Mitchell, Christian	.330	2. 44 O'Connor, Tommy	.584	2. 2 Cross, Kerrington	.462
3. 41 Kross, Josh	.317	3. 2 Cross, Kerrington	.497	3. 44 O'Connor, Tommy	.430
4. 2 Cross, Kerrington	.314	4. 3 Mitchell, Christian	.431	4. 41 Kross, Josh	.426
5. 8 Brooks, Lauden	.305	5. 22 Hegemann, Josh	.427	5. 14 Vidourek, Landyn	.417
Runs scored		Hits		Runs batted in	
1. 2 Cross, Kerrington	47	1. 41 Kross, Josh	51	1. 41 Kross, Josh	53
2. 44 O'Connor, Tommy	38	2. 2 Cross, Kerrington	48	2. 44 O'Connor, Tommy	40
3. 41 Kross, Josh	37	3. 44 O'Connor, Tommy	45	3. 2 Cross, Kerrington	33
4. 8 Brooks, Lauden	35	4. 22 Hegemann, Josh	43	4. 5 Jessee, Hunter	26
5. 22 Hegemann, Josh	28	5. 8 Brooks, Lauden	40	5. 14 Vidourek, Landyn	21
Doubles		Triples		Home runs	
1. 41 Kross, Josh	10	1. 8 Brooks, Lauden	3	1. 41 Kross, Josh	13
2. 2 Cross, Kerrington	9	2. 44 O'Connor, Tommy	2	2. 44 O'Connor, Tommy	11
3. 22 Hegemann, Josh	7	2 Cross, Kerrington	2	3. 2 Cross, Kerrington	5
14 Vidourek, Landyn	7	4. 42 Pearson, Dalton	1	9 Guidry, Kameron	5
8 Brooks, Lauden	7			5. 14 Vidourek, Landyn	4
Total bases		Walks		Hit by pitch	
1. 41 Kross, Josh	100	1. 2 Cross, Kerrington	36	1. 41 Kross, Josh	15
2. 44 O'Connor, Tommy	87	2. 14 Vidourek, Landyn	32	2. 5 Jessee, Hunter	11
3. 2 Cross, Kerrington	76	3. 44 O'Connor, Tommy	31	3. 2 Cross, Kerrington	7
4. 8 Brooks, Lauden	53	4. 22 Hegemann, Josh	26	4. 4 tied at.....	4
5. 22 Hegemann, Josh	50	5. 42 Pearson, Dalton	24		
Sac bunts		Sac flies		Stolen bases	
1. 31 Sefcik, Luke	3	1. 22 Hegemann, Josh	4	1. 14 Vidourek, Landyn	14
2. 22 Hegemann, Josh	2	2. 42 Pearson, Dalton	3	2. 42 Pearson, Dalton	13
3. 5 tied at.....	1	14 Vidourek, Landyn	3	3. 2 Cross, Kerrington	12
		4. 6 tied at.....	2	4. 22 Hegemann, Josh	10
				5. 8 Brooks, Lauden	9
Caught stealing		Steal attempts		Stolen base pct	
1. 8 Brooks, Lauden	2	1. 14 Vidourek, Landyn	16	1. 41 Kross, Josh	1.000
14 Vidourek, Landyn	2	2. 42 Pearson, Dalton	15	44 O'Connor, Tommy	1.000
22 Hegemann, Josh	2	3. 2 Cross, Kerrington	13	5 Jessee, Hunter	1.000
42 Pearson, Dalton	2	4. 22 Hegemann, Josh	12	0 Jones, Alec	1.000
31 Sefcik, Luke	2	5. 8 Brooks, Lauden	11	5. 2 Cross, Kerrington	.923
Strikeouts		Grounded into DP		Total plate appearances	
1. 44 O'Connor, Tommy	54	1. 0 Jones, Alec	4	1. 2 Cross, Kerrington	198
2. 14 Vidourek, Landyn	39	2. 8 Brooks, Lauden	3	2. 41 Kross, Josh	195
3. 8 Brooks, Lauden	38	3 Mitchell, Christian	3	3. 44 O'Connor, Tommy	186
4. 42 Pearson, Dalton	35	4. 41 Kross, Josh	2	4. 22 Hegemann, Josh	153
5. 2 Cross, Kerrington	34	5 Jessee, Hunter	2	5. 8 Brooks, Lauden	152
At bats		Games played		Game starts	
1. 41 Kross, Josh	161	1. 2 Cross, Kerrington	41	1. 2 Cross, Kerrington	41
2. 2 Cross, Kerrington	153	41 Kross, Josh	41	41 Kross, Josh	41
3. 44 O'Connor, Tommy	149	3. 44 O'Connor, Tommy	40	3. 44 O'Connor, Tommy	39
4. 8 Brooks, Lauden	131	4. 42 Pearson, Dalton	38	4. 3 tied at.....	33
5. 22 Hegemann, Josh	117	14 Vidourek, Landyn	38		
Games as sub					
1. 9 Guidry, Kameron	12				
2. 6 Palmieri, Max	9				
10 Harting, Cole	9				
4. 15 Kligenbeck, Kory	8				
5. 2 tied at.....	6				

**2024 Cincinnati Baseball
Pitching Leaders for Cincinnati (as of Apr 23, 2024)
(All games)**

Hitting minimums - 1 Games 1% of Games 1 AB 1.0 AB/Game 1 TPA 2.0 TPA/Game
Pitching minimums - 1 Games 1.0 IP/Game

Earned run avg		Opposing bat avg		Won-loss pct	
1. 11 Taylor, Nathan	6.07	1. 32 Boba, Tommy	.245	1. 11 Taylor, Nathan	.857
2. 32 Boba, Tommy	6.61	2. 11 Taylor, Nathan	.270	2. 27 Logue, Seth	.400
3. 27 Logue, Seth	7.44	3. 27 Logue, Seth	.287	3. 32 Boba, Tommy	.375
Wins		Losses		Saves	
1. 11 Taylor, Nathan	6	1. 32 Boba, Tommy	5	1. 3 Michelle, Christian	5
2. 17 Insco, Ryan	3	2. 27 Logue, Seth	3	2. 17 Insco, Ryan	1
3. 32 Boba, Tommy	3	3. 28 Hugus, Griffin	2	45 Garula, Brenden	1
4. 4 tied at.....	2	29 Marsh, Carson	2	29 Marsh, Carson	1
		3 Michelle, Christian	2	28 Hugus, Griffin	1
Innings pitched		Batters struck out		Appearances	
1. 32 Boba, Tommy	47.2	1. 11 Taylor, Nathan	51	1. 45 Garula, Brenden	18
2. 11 Taylor, Nathan	46.0	2. 32 Boba, Tommy	43	29 Marsh, Carson	18
3. 27 Logue, Seth	42.1	3. 27 Logue, Seth	40	3. 3 Michelle, Christian	16
		4. 29 Marsh, Carson	37	4. 30 Hurth, Joey	13
		5. 45 Garula, Brenden	36	32 Boba, Tommy	13
Games started		Games finished		Games in relief	
1. 11 Taylor, Nathan	11	1. 3 Michelle, Christian	12	1. 29 Marsh, Carson	17
2. 32 Boba, Tommy	10	2. 30 Hurth, Joey	4	2. 3 Michelle, Christian	16
3. 45 Garula, Brenden	7	45 Garula, Brenden	4	3. 30 Hurth, Joey	13
4. 27 Logue, Seth	5	4. 3 tied at.....	3	4. 45 Garula, Brenden	11
5. 33 Coulter, Bradley	4			17 Insco, Ryan	11
Wild pitches		Balks		Hit batters	
1. 11 Taylor, Nathan	4			1. 32 Boba, Tommy	9
45 Garula, Brenden	4			2. 30 Hurth, Joey	8
3. 30 Hurth, Joey	3			3. 45 Garula, Brenden	6
32 Boba, Tommy	3			4. 11 Taylor, Nathan	5
5. 3 tied at....	2			5. 2 tied at.....	4
Intentional BB allowed		Runners picked off		Batters SO out looking	
1. 3 Michelle, Christian	3	1. 11 Taylor, Nathan	1	1. 29 Marsh, Carson	17
2. 45 Garula, Brenden	1			2. 45 Garula, Brenden	16
17 Insco, Ryan	1			3. 11 Taylor, Nathan	15
				4. 32 Boba, Tommy	12
				5. 2 tied at.....	10
Sac bunts allowed		Sac flies allowed		Hits allowed	
1. 30 Hurth, Joey	3	1. 16 Conte, Michael	3	1. 32 Boba, Tommy	45
2. 21 Parnell, Shawn	2	3 Michelle, Christian	3	2. 11 Taylor, Nathan	48
28 Hugus, Griffin	2	3. 33 Coulter, Bradley	2	3. 27 Logue, Seth	50
4. 6 tied at.....	1	27 Logue, Seth	2		
		5. 7 tied at....	1		
Runs allowed		Earned runs allowed		Walks allowed	
1. 11 Taylor, Nathan	33	1. 11 Taylor, Nathan	31	1. 27 Logue, Seth	17
2. 27 Logue, Seth	35	2. 27 Logue, Seth	35	2. 32 Boba, Tommy	21
3. 32 Boba, Tommy	37	32 Boba, Tommy	35	3. 11 Taylor, Nathan	26
Doubles allowed		Triples allowed		Home runs allowed	
1. 27 Logue, Seth	7	1. 11 Taylor, Nathan	0	1. 27 Logue, Seth	6
2. 32 Boba, Tommy	9	32 Boba, Tommy	0	2. 11 Taylor, Nathan	7
11 Taylor, Nathan	9	3. 27 Logue, Seth	1	3. 32 Boba, Tommy	12

**2024 Cincinnati Baseball
Fielding Leaders for Cincinnati (as of Apr 23, 2024)
(All games)**

Hitting minimums - 1 Games 1% of Games
Pitching minimums - 1 Games 1.0 IP/Game

Fielding pct		Chances		Putouts	
1. 0 Jones, Alec	1.000	1. 41 Kross, Josh	299	1. 41 Kross, Josh	276
22 Hegemann, Josh	1.000	2. 0 Jones, Alec	198	2. 0 Jones, Alec	191
13 Wicks, Noah	1.000	3. 44 O'Connor, Tommy	149	3. 44 O'Connor, Tommy	143
28 Hugus, Griffin	1.000	4. 2 Cross, Kerrington	116	4. 42 Pearson, Dalton	86
10 Harting, Cole	1.000	5. 8 Brooks, Lauden	103	5. 22 Hegemann, Josh	68
Assists		Errors		Fielding double plays	
1. 2 Cross, Kerrington	83	1. 2 Cross, Kerrington	10	1. 8 Brooks, Lauden	20
2. 8 Brooks, Lauden	70	3 Michelle, Christian	10	2. 41 Kross, Josh	18
3. 3 Michelle, Christian	61	3. 41 Kross, Josh	6	3. 44 O'Connor, Tommy	14
4. 31 Sefcik, Luke	35	4. 9 Guidry, Kameron	4	4. 3 Michelle, Christian	12
5. 9 Guidry, Kameron	27	5. 2 tied at.....	3	5. 2 Cross, Kerrington	10
Stolen bases against		Caught stealing by		Steal attempts against	
1. 0 Jones, Alec	21	1. 41 Kross, Josh	5	1. 0 Jones, Alec	25
2. 41 Kross, Josh	11	2. 0 Jones, Alec	4	2. 41 Kross, Josh	16
3. 27 Logue, Seth	8	3. 27 Logue, Seth	2	3. 27 Logue, Seth	10
4. 17 Insko, Ryan	5	11 Taylor, Nathan	2	4. 17 Insko, Ryan	5
5. 15 Klingenberg, Kory	4	45 Garula, Brenden	2	11 Taylor, Nathan	5
Passed balls		Catchers interference			
1. 41 Kross, Josh	7				
2. 0 Jones, Alec	5				