



# CINCINNATI

## 2022 BASEBALL GAME NOTES




### 2022 SCHEDULE / RESULTS

DATE	OPPONENT	TIME/RESULT
02/18	@ FGCU	6 p.m.
02/19	@ FGCU	1 p.m.
02/19	@ FGCU	4:30 p.m.
02/20	@ FGCU	11 a.m.
02/25	@ North Alabama	4 p.m.
02/26	@ North Alabama	2 p.m.
02/26	@ North Alabama	2 p.m.
02/27	@ North Alabama	1 p.m.
03/04	NORTHWESTERN	4 p.m.
03/05	NORTHWESTERN	Noon
03/05	NORTHWESTERN	Noon
03/06	NORTHWESTERN	Noon
03/08	@ Indiana	4 p.m.
03/11	Michigan State	2 p.m.
03/12	Kansas	6 p.m.
03/13	Western Carolina	5 p.m.
03/15	@ Wofford	TBD
03/18	SAINT JOSEPH'S	4 p.m.
03/19	SAINT JOSEPH'S	Noon
03/19	SAINT JOSEPH'S	Noon
03/20	SAINT JOSEPH'S	Noon
03/25	XAVIER	4 p.m.
03/26	Xavier	4 p.m.
03/27	@ Xavier	1 p.m.
03/29	XAVIER	7 p.m.
04/01	ECU *	6 p.m.
04/02	ECU *	4 p.m.
04/03	ECU *	12 p.m.
04/05	Wright State/Miami (OH)	TBD
04/08	HOUSTON *	6 p.m.
04/09	HOUSTON *	4 p.m.
04/10	HOUSTON *	Noon
04/12	@ Louisville	6 p.m.
04/14	@ Wichita State *	7 p.m.
04/15	@ Wichita State *	7 p.m.
04/16	@ Wichita State *	1 p.m.
04/20	INDIANA	6 p.m.
04/22	USF *	6 p.m.
04/23	USF *	4 p.m.
04/24	USF *	Noon
04/29	@ ECU *	6:30 p.m.
04/30	@ ECU *	4 p.m.
05/01	@ ECU *	1 p.m.
05/03	WRIGHT STATE	6 p.m.
05/06	@ Tulane *	7:30 p.m.
05/07	@ Tulane *	3 p.m.
05/08	@ Tulane *	2 p.m.
05/11	NKU	11 a.m.
05/13	MEMPHIS *	6 p.m.
05/14	MEMPHIS *	4 p.m.
05/15	MEMPHIS *	Noon
05/17	@ Ohio State	6:05 p.m.
05/19	@ UCF *	6 p.m.
05/20	@ UCF *	6 P.M.
05/21	@ UCF *	6 P.M.

### AAC CHAMPIONSHIP


\* May 24-29 (Clearwater, Florida • BayCare Ballpark)  
 \* - AAC game; Home games, in **BOLD CAPS**, played at UC Baseball Stadium. Times and dates subject to change.

All home games will be broadcasted on ESPN+.



## CINCINNATI

### BEARCATS



## FLORIDA GULF COAST

### EAGLES

**FEB 18-20, 2022 • SWANSON STADIUM • FORT MYERS, FLA.**

CINCINNATI	SERIES INFORMATION	FLORIDA GULF COAST
2022 Record.....0-0, 0-0 AAC	Live Stats.....BearcatStats.com	2022 Record.....0-0, 0-0 ASUN
Head Coach.....Scott Googins	Watch.....FGCU Baseball's YouTube	Head Coach.....Dave Tollett
Record at UC.....95-93 (5th)	Series Record.....0-0, First Matchup	School Record.....636-385-3 (20th)
Career Record.....436-450 (17th)	Last Meeting.....Never	Career Record.....Same

### PROBABLE STARTING PITCHERS

FRIDAY, FEB. 18	SATURDAY, FEB. 19	SATURDAY, FEB 19	SUNDAY, FEB 20
6:30 p.m. • YouTube	1 p.m. • YouTube	4:30 p.m. • YouTube	11 a.m. • YouTube
LHP <b>Tristan Weaver</b>	RHP <b>Garrett Harker</b>	LHP <b>Alex Shea</b>	RHP <b>Aiden Bradbury</b>
vs. RHP <b>Jason Woodward</b>	vs. LHP <b>Daniel Batcher</b>	vs. RHP <b>Tyler Shuck</b>	vs. TBA

**CINCINNATI** – The University of Cincinnati baseball team opens the 2022 regular season on the road, traveling to Fort Myers, Fla. to take on Florida Gulf Coast for a four-game series from Friday to Sunday, with two games on Saturday, at Swanson Stadium. The teams will begin play on Friday at 6:30 p.m. ET, then follow with a doubleheader starting at 1 p.m. on Saturday. The series will come to a close on Sunday with a 11 a.m. start time.

All four games will air on FGCU Baseball's YouTube channel. Live stats are available at BearcatStats.com.

### SERIES BUSINESS

- The Bearcats and Eagles have never crossed paths on the diamond, making this the first-ever matchup between the two programs.

### SETTING THE STAGE

- The Bearcats come into the 2022 season with higher expectations than in recent years. They were picked to finish in third place by the conference's coaches in the 2022 American Athletic Conference Preseason Baseball Poll, which is the highest since joining the conference for the 2014 season. East Carolina was picked to finish first and Tulane was predicted to be the runner-up in front of UC.

### ABOUT THE BEARCATS

- UC finished the 2021 baseball season with a 29-26 overall record and an 18-14 conference record. After finishing fourth in the regular season standings, it lost to UCF and ECU in the AAC Tournament to end its year.
- As a team, UC finished in the top-three in the AAC in nearly every offensive category, including batting average (.286, 2nd), runs scored (370, 2nd) and total bases (884, 2nd).
- On the mound, the Bearcats ranked in the top-five in innings pitched (479.2, 5th), strikeouts (438, 5th) and hits allowed (486, 4th) in the conference.

### PLAYERS TO WATCH (2021 STATS)

NO.	NAME (B/T)	POS	HT	WT	YR	HOMETOWN	AVG	GP-GS	R	H	RBI	SB
32	Paul Komistek (R/R)	OF	6-2	200	r-Jr.	Knoxville, Tenn.	.364	47-45	32	59	44	2
44	Ryan Nicholson (L/L)	INF	6-3	215	r-So.	Louisville, Ky.	.291	50-45	28	48	32	5
40	Cole Harting (R/R)	OF	5-11	205	So.	West Chester, Ohio	.289	53-51	49	61	34	15
8	Griffin Merritt (R/R)	OF	6-2	225	r-Jr.	Cincinnati, Ohio	.274	52-51	40	52	38	5
14	Wyatt Stapp (L/R)	INF	6-1	205	r-Sr.	Keller, Texas	.271	42-40	18	42	25	4
15	Joe Powell (R/R)	C	5-10	160	r-So.	Mason, Ohio	.215	37-32	25	23	15	3
3	JP Sponseller (L/R)*	OF	5-10	200	r-So.	Mason, Ohio	.158	23-8	4	6	6	0
16	Dondrae Bremner (L/R)	INF	6-2	200	r-Sr.	Toronto, Ontario	.194	13-8	5	6	2	1
21	Boston Smith (L/R)	C	5-10	190	Fr.	Arcanum, Ohio	N/A	N/A	N/A	N/A	N/A	N/A

\* 2021 stats from Elon



### THE AMERICAN ON ESPN+

All 25 Cincinnati home baseball games will air on ESPN+. Most conference road games will be aired on ESPN+. Visit the opposing team's website for more information on its broadcast schedule.

Visit [gobearcats.com/espn](http://gobearcats.com/espn) to subscribe and stream all the Bearcats' games this season.

## SERIES ROTATION

## GAME 1



## TRISTAN WEAVER LHP #11

2021 STATS: 3-4, 51.2 IP, 48 K's, 7.32 ERA

Height: 6-0  
Weight: 188  
B/T: L/L

Year: Graduate Student  
Hometown: Auburn Ill.  
High School: Auburn

LAST START  
N/A

## 2021 RECAP

Weaver threw 51.2 innings in 11 starts for Indiana State before transferring to Cincinnati for the 2022 season. Despite his 7.32 ERA, he pitched a few gems, including a seven inning, one run, seven strikeout performance on April 17 and an eight inning, two run, 10 strikeout game against Missouri State on May 8.

## 2021 GAME LOG (11 STARTS)

BEARCATS RECORD: N/A (INDIANA STATE)

DATE	OPP	DEC	IP	H	R	ER	HR	BB	K	NP	ERA
2/26	at Tennessee	ND, L, 4-3	4.1	6	3	3	1	2	4	86	6.23
3/13	at Florida Atlantic	L, 7-5	0.2	2	5	5	2	4	0	36	67.5
3/20	at UAB	ND, W, 10-8	3.0	5	4	4	0	2	44	--	12.00
4/3	at Saint Louis	L, 8-5	5.1	6	6	4	1	0	5	--	6.75
4/9	at Illinois State	W, 6-1	6.0	5	1	1	0	2	5	114	1.50
4/17	VALPO	W, 6-2	7.0	3	1	1	0	2	7	110	1.29
4/24	at DBU	L, 9-0	4.0	6	6	5	1	3	2	88	11.25
5/8	at Missouri State	W, 13-2	8.0	9	2	2	0	4	10	128	2.25
5/15	Southern Illinois	ND, L, 8-7	5.1	6	7	7	2	4	5	91	11.81
5/21	at Evansville	L, 5-1	5.0	7	5	4	1	2	4	81	7.20
5/29	vs SIU	W	2.2	5	5	5	1	3	2	60	16.87
6/6	vs Georgia Tech	ND, L, 9-0	0.1	3	1	1	0	0	0	7	27.00
<b>TOTALS</b>		<b>3-4</b>	<b>51.2</b>	<b>63</b>	<b>46</b>	<b>42</b>	<b>9</b>	<b>28</b>	<b>48</b>	<b>801</b>	<b>7.32</b>

## GAME 2



## GARRETT HARKER RHP #35

2021 STATS: 5-3, 4.14 ERA

Height: 6-0  
Weight: 206  
B/T: R/R

Year: Freshman  
Hometown: Lebanon, Ind.  
High School: Lebanon Senior

LAST START  
N/A

## 2021 RECAP

Harker played at Lebanon High School in Lebanon, Indiana. He was named the District K Player of the Year by the Indiana High School Baseball Coaches Association. He was also named to the PBR Indiana All-State Team and to the 2021 ALL-USA Central Indiana baseball postseason Super Team.

## 2021 GAME LOG

BEARCATS RECORD: N/A

DATE	OPP	DEC	IP	H	R	ER	HR	BB	K	NP	ERA
<b>TOTALS</b>		<b>N/A</b>	<b>N/A</b>	<b>N/A</b>	<b>N/A</b>	<b>N/A</b>	<b>N/A</b>	<b>N/A</b>	<b>N/A</b>	<b>N/A</b>	<b>N/A</b>

## GAME 3



## ALEX SHEA LHP #77

2021 STATS: 0-0, 0.00 ERA

Height: 6-5  
Weight: 202  
B/T: L/L

Year: Redshirt Sophomore  
Hometown: Union, Ky.  
High School: St. Henry

LAST START  
N/A

## 2021 RECAP

Shea made two appearances out of the bullpen in 2021. In his first, against Xavier, he threw a clean inning and recorded a strikeout on 12 pitches. His second appearance was against Saint Louis, throwing 0.1 of an inning, allowed no runs.

## 2021 GAME LOG (2 APPEARANCES)

BEARCATS RECORD: 7-6

DATE	OPP	DEC	IP	H	R	ER	HR	BB	K	NP	ERA
3/20	at Xavier	ND, W, 22-7	1.0	1	0	0	0	0	1	12	0.00
3/28	Saint Louis	ND, L, 21-6	0.1	0	0	0	0	2	0	14	0.00
<b>TOTALS</b>		<b>0-0</b>	<b>1.1</b>	<b>1</b>	<b>0</b>	<b>0</b>	<b>0</b>	<b>2</b>	<b>1</b>	<b>26</b>	<b>0.00</b>

## GAME 4



## AIDEN BRADBURY RHP #41

2021 STATS: 2-1, 11.12 ERA

Height: 6-3  
Weight: 202  
B/T: R/R

Year: Sophomore  
Hometown: Carmel, Ind.  
High School: Carmel

LAST START  
N/A

## 2021 RECAP

Bradbury appeared in 10 games with a win/loss record of 2-1. He pitched in 11.1 innings where he had 8 strikeouts and gave up 12 hits. His best performance on the mound came against Western Michigan where he pitched 2.2 innings and recorded 3 strikeouts [3/13]

## 2021 GAME LOG (13 G/13 GS/5 QS)

BEARCATS RECORD: 7-6

DATE	OPP	DEC	IP	H	R	ER	HR	BB	K	NP	ERA
2/27	at WKU	ND, W, 11-3	1.0	1	0	0	0	0	2	16	0.00
3/6	at UNCW	ND, W, 5-4	2.0	1	0	0	0	0	1	--	0.00
3/13	Western Michigan	W, 7-5	2.2	2	0	0	0	0	3	39	0.00
3/20	at Xavier	W, 22-7	1.1	0	0	0	0	0	2	16	0.00
3/22	Xavier	ND, W, 7-2	1.0	0	0	0	0	0	0	9	0.00
3/27	Saint Louis	ND, W, 8-5	0.1	2	2	2	0	1	0	26	54.00
3/30	Louisville	ND, W, 13-12	1.0	1	2	2	1	1	0	18	18.00
4/3	at East Carolina	ND, L, 13-3	0.1	0	5	5	0	4	0	36	1.80
4/10	UCF	L, 20-10	1.2	3	3	3	1	3	0	35	16.20
5/22	Tulane	ND, W, 13-12	0.0	2	2	2	0	0	0	11	99.00
<b>TOTALS</b>		<b>2-1</b>	<b>11.1</b>	<b>12</b>	<b>14</b>	<b>14</b>	<b>2</b>	<b>9</b>	<b>8</b>	<b>206</b>	<b>11.12</b>

## QUICK FACTS

## GENERAL

Location .....	Cincinnati, OH 45221
Founded .....	1819
Enrollment .....	46,710
Conference .....	American Athletic
Nickname .....	Bearcats
Colors .....	Red (PMS 186) & Black
Home Field .....	UC Baseball Stadium
President .....	Neville G. Pinto, PhD
Director of Athletics .....	John Cunningham
Faculty Representative .....	Brian Hatch, PhD

## HISTORY

First Year of Baseball .....	1888
All-Time Record .....	1,629-1788-21
No. Yrs in NCAA Tournament/Last .....	6/2019
Last NCAA Post-Season Opponent .....	Creighton, L, 6-1

## COACHING STAFF

Head Coach .....	Scott Googins (Ohio Wesleyan '91)
Overall Record (Year) .....	436-450 (17th)
Record at Cincinnati (Year) .....	95-93 (5th)
Assistant Coach .....	JD Heilmann (Cincinnati '97)
Year at Cincinnati .....	Fifth/10th
Assistant Coach .....	Kyle Sprague (Malone '11)
Year at Cincinnati .....	Fifth
Volunteer Assistant .....	Lee Sponseller (Ohio Dominican '17)
Year at Cincinnati .....	Second

## SUPPORT STAFF

Director of Operations .....	Andy Nagel (7th season)
Athletic Trainer .....	Mary Ankrom (5th season)
Strength & Conditioning .....	Chaz Calloway (7th season)

## 2021 INFORMATION

Overall Record: .....	29-26
Home .....	17-8
Road .....	12-16
Neutral .....	0-2
Conference Record .....	18-14
Home .....	10-6
Road .....	8-8
Finish .....	4th
2021 AAC Championship .....	0-2

## 2022 TEAM

Position Starters Returning/Lost: .....	6/3
Pitching Starters Returning/Lost: .....	2/2

## 2022 SCHEDULE INFORMATION

Home/Away, Neutral Games: .....	24/27/4
American Home/Away Games: .....	12/12
Non-Conf. Home/Away, Neutral Games: .....	12/15/4

## COMMUNICATIONS

Baseball Contact .....	Alex Pepke
Phone .....	412-996-5598
Email .....	pepkeaj@mail.uc.edu
Secondary Baseball Contact .....	Connor Boyle
Phone .....	513-556-2234
Email .....	boylecp@ucmail.uc.edu

## FOLLOW THE BEARCATS

For all the latest information on Cincinnati baseball, please visit GoBEARCATS.com. For up-to-the-minute updates, follow UC baseball (@GoBearsBase) on Twitter, Instagram and Facebook.

## MATCHING THEM UP (2021 STATS)

BATTING	AVG	OPS	GP	AB	R	H	2B	3B	HR	RBI	TB	SLG%	BB	HBP	SO	GDP	OB%	SF	SH	SB-A
Cincinnati	.286	.835	55	1928	370	552	101	15	67	333	884	.459	237	52	491	21	.376	22	12	80-99
FGCU	.273	.798	48	1638	312	447	85	7	46	279	684	.418	220	72	376	29	.380	15	21	33-39

PITCHING	ERA	WHIP	W-L	APP	CG	SH	SV	IP	H	R	ER	BB	SO	2B	3B	HR	AB	AVG	WP	HBP	BK	SFA	SHA
Cincinnati	5.97	1.57	29-26	185	2	2	9	479.2	486	350	918	266	438	114	8	52	1819	.267	51	85	8	21	27
FGCU	5.21	1.62	28-20	183	0	2	11	418.1	485	294	242	225	342	80	10	28	1682	.288	68	28	4	19	15

## BEARCATS IN THE OUTFIELD

- Three Bearcats were named to the preseason All-AAC team - OF Paul Komistek, OF Cole Harting and OF Griffin Merritt.
- Harting, a sophomore, hit .289, led the team in runs (49, 5th in AAC) and tied for the team-lead in home runs (10) in his true freshman season.
- Merritt, a junior, tied with Harting for the team-lead in home runs (10), was third in RBIs (38) and ranked fifth in OPS (.873).
- All three landed on D1 Baseball's Preseason Top 150 Outfielders list. Komistek was ranked 26th in the nation, Harting was placed at 77th and Merritt came in at 127th.

## HIGH EXPECTATIONS

- Komistek, a redshirt junior outfielder from Knoxville, Tenn., was named the 2022 Preseason AAC Player of the Year by the league's coaches.
- In the conference, he ranked second in BA (.364), third in slugging percentage (.599) and second in on-base percentage (.459), which all led UC in 2021.
- That 2021 season earned him First Team All-AAC and First Team ABCA/Rawlings All-Region honors.
- Komistek is the second UC player to be named the AAC Preseason Player of the Year. The other was Ian Happ in 2015, who is now an outfielder for the Chicago Cubs.

## A NEW STANDARD

- UC was picked by the conference's coaches to finish in third place in the AAC in 2022, which is the highest since joining the conference for the 2014 season.
- The highest the Bearcats have ever been picked to finish in the AAC prior to this year was fifth in 2017.

## MILESTONE WATCH

- Head coach Scott Googins has 95 wins at UC after four seasons, which is the fifth-most for a Bearcats coach. He has 436 in his career. Brian Cleary has the most all-time at UC with 434.
- Wyatt Stapp is 10 hits from 150 and 21 RBIs from 100 in his career. He is also 5 games away from playing in 150 in his career (30 at Tennessee, 115 at UC).
- Coming into this season, Komistek has a career .579 slugging percentage and a .442 on-base percentage. The slugging percentage would rank eighth all-time in UC history and the on-base percentage would rank sixth.

## GOING, GOING, GONE

- The Bearcats launched 67 homers during the 2021 season, which ranked third in the conference.
- Griffin Merritt and Cole Harting had 10 each, leading the team. Paul Komistek and Jace Mercer were right behind them with 9.
- UC went 14-5 last season when hitting two or more home runs compared to just 9-14 when it was unable to hit a long ball.
- UC had eight players with four or more homers in 2021.

## HITTING THE BOOKS

- The baseball team earned its highest-ever team-GPA in Fall 2021 (3.384).
- Twenty-nine players found themselves on the honor roll (3.0+ GPA) with 24 more on the Dean's List (3.4+ GPA).

Five Bearcats on the team had 4.0 GPA's.

- It wasn't just the baseball team that had success in the classroom. The entire department had a 3.387 GPA and landed 78% of the student-athletes on the honor roll.
- "This is a great accomplishment for our baseball program and I couldn't be more proud of the way our guys have worked in the classroom and on the field this past fall," baseball head coach Scott Googins said.

## TOUGH GOODBYES

- The Bearcats lost a few key pieces from the 2021 squad that they'll look to replace this season.
- Evan Shawver shined on the mound for the Bearcats last season. He ended the year with a 2.72 ERA in 48.1 innings while striking out 49 batters. He got drafted by the Colorado Rockies in the seventh round.
- Jace Mercer made the 2021 All-AAC Second Team after hitting .340 with nine homers and 114 total bases.
- Joey Bellini joined Mercer on the All-AAC Second Team after leading UC with 47 RBIs. He ranked second on the team with 70 hits and a .304 batting average.
- Garrett Schoenle went 6-3 with 15 starts last year, the most on the team. He struck out 89 batters in 75.1 innings. He was named to the All-AAC First Team.

## BACK FOR MORE

- The Bearcats return some big bats this season after a great offensive year in 2021.
- Paul Komistek, 2022 Preseason AAC Player of the Year, will look to build on his 2021 season where he hit .364 and was named to the All-AAC First Team.
- Cole Harting and Griffin Merritt round out an outfield that should be one of the best, if not the best in the conference. Both players were named to the Preseason All-AAC Team.
- Wyatt Stapp returns for a fifth season after starting 40 games and hitting .271 in 2021. He ended last season with a perfect 1.000 fielding percentage.
- In his first year starting in 2021, Ryan Nicholson proved that he belongs. The redshirt sophomore hit .291 and started 45 games for UC a year ago.
- "We're a pretty hard-nosed, grind out at-bats kind of team this year," said Komistek. "You've got older guys like Jake Hansen (redshirt senior infielder) and Dondrae Bremner (redshirt senior infielder) that are going to step up... Then you've just got guys all around the field that will be competing against each other to see who can fill in the other roles."

## RETURNING TO THE MOUND

- Zach Segal looks to help lead a UC pitching staff that lost a few key arms. Segal appeared in 18 games, started nine and pitched to a 5-4 record in his sophomore season.
- Beau Keathley, while mostly working in relief in 2021, hopes to help anchor the pitching staff after striking out 42 batters in 41.0 innings with a 1.44 WHIP.
- Jackson Murphy will be back to anchor a Bearcats bullpen. In 2021, Murphy had a 3.21 ERA and a 1.57 WHIP. He also led the team in pitching appearances with 22, all out of the bullpen.

## NOTES

## WEEKLY HONORS

AAC PLAYER OF THE WEEK

NAME	HONOR [Date]

HONOR ROLL

NAME	DATE

## PRESEASON ALL-AAC

Paul Komistek (OF), Cole Harting (OF), Griffin Merritt (OF)

Paul Komistek - AAC Player of the Year

## CURRENT PRO PLAYERS

MAJOR LEAGUE BASEBALL

NAME	TEAM
Ian Happ	Chicago
Josh Harrison	Free Agent
Art Warren	Cincinnati

MINOR LEAGUE BASEBALL

NAME	TEAM
Cam Alldred	Indianapolis (AAA - Pittsburgh)
AJ Bumpass	Free Agent
Ryan Noda	Tulsa (AA - Los Angeles)
Manny Rodriguez	Binghamton (AA - NY Mets)
Joey Weimer	Wisconsin (High A - Milwaukee)
Garrett Schoenle	ACL (Rookie - White Sox)
Evan Shawver	ACL (Rookie - Colorado)

INDEPENDENT

NAME	TEAM
AJ Kullman	USPBL
Jace Mercer	Frontier League
JT Perez	Frontier League
Eric Santiago	USPBL

## 2021 AMERICAN CONFERENCE STANDINGS

SCHOOL	AAC	AAC%	OVERALL	%	H	A	N	STK
East Carolina	20-8	0.714	44-17	0.721	30-4	11-11	3-2	L2
Tulane	17-10	0.630	31-24	0.564	20-11	8-11	3-2	L1
Wichita State	18-13	0.581	31-23	0.574	20-8	10-12	1-3	L1
Cincinnati	18-14	0.563	29-26	0.527	17-8	12-16	0-2	L2
UCF	18-14	0.563	31-30	0.508	14-12	14-16	3-2	L1
South Florida	14-14	0.500	31-30	0.508	14-12	11-16	6-2	L2
Houston	7-21	0.250	19-34	0.358	11-13	8-19	0-2	L7
Memphis	7-25	0.219	18-39	0.316	13-16	3-21	2-2	L2

## WELCOME TO CLIFTON

- The Bearcats brought into some serious talent via the transfer portal in 2022 and should see an immediate impact from at least a couple players.
- JP Sponseller, a redshirt sophomore outfielder, came from Elon. His older brother, Lee, is a volunteer assistant coach in the program.
- Tristan Weaver is a left-handed pitcher that came to UC from Indiana State. He is expected to be in the rotation for the Bearcats.
- Other transfers include Ryan Steckline (LHP, Monmouth), Max Palmieri (INF, Lincoln Memorial) and Kameron Guidry (INF, Georgia).

## FLASHING THE LEATHER

- UC's .978 fielding percentage ranked 28th in the nation and tied with ECU for tops in the AAC in 2021.
- The Bearcats turned 50 double plays in 2021, which led the conference and ranked seventh in the country.
- With 525 assists in 2021, UC ended last season with the second-most assists in the conference.

## DON'T RUN

- Catcher Joe Powell threw out 14 runners in 35 tries last year and ended the season with a .987 fielding percentage.
- UC catchers threw 22 runners out in 73 stolen base attempts in 2021, which made for the second-best stolen bases against percentage in the conference.

## THE BULLPEN CREW


- Jackson Murphy (22), Max Bergmann (16), Beau Keathley (14), Aiden Bradbury (10) and Dean McCarthy (12) were all among the team leader bullpen appearances last season. They all return in 2022 for what should make an impressive bullpen group.
- Chase Hopewell, a redshirt sophomore transfer from Findlay, should also be a fine addition to the bullpen where he expects to play a role this year.

## TO BE THE BEST...

- The Bearcats will have plenty of chances to prove themselves against top competition this season. They have six games against AAC powerhouse East Carolina, four games against rival Xavier and two against Indiana.
- They will also play in an invitational against Michigan State, Kansas and Western Carolina along with taking on Ohio State and Louisville later in the year.

## BEARCATS WITH A BRIGHT FUTURE

- UC placed two players in D1 Baseball's top-10 AAC prospects for the 2023 MLB Draft with Cole Harting (No. 4) and freshman right-handed pitcher Garrett Harker (No. 9) both earning spots on the list.
- UC was also represented in the AAC prospect ranking for the 2022 MLB Draft. Chase Hopewell (No. 21); Paul Komistek (No. 24); Ryan Nicholson (No. 31); Joe Powell (No. 33) and Griffin Merritt (No. 36) all garnered attention as draft-eligible players.
- Both Harker (No. 6) and catcher Boston Smith (No. 10) were named impact freshman to watch in 2022.



## UC BASEBALL STADIUM

HOME OF THE BEARCATS

## YEAR-BY-YEAR RECORD - UC BASEBALL STADIUM

YEAR	W	L	YEAR	W	L
2004	1	2	2014	13	9
2005	16	13	2015	10	14
2006	22	10	2016	18	7
2007	20	10	2017	15	11
2008	23	11	2018	19	11
2009	21	13	2019	16	12
2010	18	12	2020	7	0
2011	19	1	2021	17	8
2012	10	20	<b>TOTAL</b>	<b>284</b>	<b>180</b>
2013	19	16	[.612 winning percentage]		

OPENED: 2004

CAPACITY: 3,085

DIMENSIONS: 325-370-400-370-325

SURFACE: Motz Group TriplePlay HP

UC Baseball Stadium has been the home of the Cincinnati Bearcats baseball team since the end of the 2004 season.

The first game played at the 3,085-seat, on-campus facility occurred on May, 20 2004 when the Bearcats hosted UAB in the final series of 2004. The opening game was played on a Thursday night, before a crowd of 2,200.

Since its opening, the stadium has seen a UC great recognized within the facility. In May 2005, coaching legend Glenn Sample was honored with the walkway outside the field being named Glenn Sample Way. Sample, Ed Jucker and Kevin Youkilis have their numbers retired on the left-field wall.

The stadium, which was voted the favorite road stadium in the BIG EAST Conference to visit, is located directly east of the spot where Johnny Bench Field, UC's previous home, sat for a number of years.

Acting on a recommendation by President Neville G. Pinto, the UC Board of Trustees unanimously voted on June 23, 2020 to remove the name of the late Cincinnati Reds owner and philanthropist Marge Schott from the university's baseball stadium and a second space. The stadium held the name of Marge Schott Stadium from 2006-2020.

## FEATURES

- Batting Cages
- Indoor batting cages and pitcher's mound
- A fully equipped press box with private viewing areas
- A player's clubhouse and lounge
- Dressing rooms for coaches
- Full laundry and equipment facilities
- State-of-the-art training room
- Fully-lighted playing field

## THE LAST TIME A BEARCATS PLAYER ...

Hit for the cycle.....	Anthony Snowell; May 7, 1999 vs. Saint Louis
Hit a grand slam.....	Jace Mercer; May 20, 2021 vs. Tulane
Hit a walk-off homerun.....	Joey Wiemer, April 13, 2019 Game 2 vs UCF
Hit a walk-off base hit.....	Ryan Nicholson vs. #5 Louisville, March 29, 2021
Walk-off RBI without a hit.....	bases-loaded HBP; Feb. 24, 2013 vs. Western Carolina
Led off the game with a homerun .....	Eric Santiago, March 7, 2021 at UNCW
Hit back-to-back homeruns.....	Komistek-Harting, 7th inning at Xavier, March 20, 2021
Hit back-to-back-to-back homeruns.....	Singer-McMillin-Hinton; April 21, 1999 vs Ohio, 9th inning
Hit two homeruns in a game.....	Paul Komistek vs. UCF, May 25, 2021
Hit 3+ homeruns in a game.....	Cameron Satterwhite; 3; April 17, 2007 vs. Ohio
Hit a homerun in two straight games .....	Jace Mercer vs. Xavier, March 20, and at Xavier, March 21, 2021
Hit a homerun in three straight games.....	Justin Glass; April 11, 12, 13, 2014 vs. UConn
Hit an inside-the-park homerun.....	Paul Komistek; March 29, 2020 vs Oakland
Hit two doubles in a game .....	Cole Harting vs. Tulane, May 20, 2021
Hit three doubles in a game.....	Jace Mercer, May 9, 2021 at Houston
Hit two triples in a game .....	A.J. Bumpass; April 10, 2019 vs Miami
Had four hits in a game .....	Wyatt Stapp; March 7, 2021 at UNCW
Had five hits in a game .....	Kyle Mottice, April 23, 2016 vs. Memphis
Had 6+ hits in a game .....	Cole Harting, 6 at Xavier, March 20, 2021
Had four RBIs.....	Paul Komistek; May 25, 2021 vs. UCF
Had five RBIs.....	Paul Komistek; May 25, 2021 vs. UCF
Had 6+ RBIs.....	Paul Komistek, 7 at Xavier, March 20, 2021
Scored three runs.....	Cole Harting; Paul Komistek; May 22, 2021 vs. Tulane
Scored four runs.....	Tanner Holen and Cole Harting at Xavier, March 20, 2021
Scored 5+ runs .....	Jace Mercer, 5; February 28, 2020 vs Oakland
Stole 3+ bases .....	Jace Mercer, 3; April 16, 2021 at Memphis
Walked three times .....	Cole Harting; May 25, 2021 vs. UCF
Walked four times .....	Griffin Merritt vs vs. #5 Louisville, March 29, 2021
Had 15+ putouts.....	Cam Scheler - C, 16; Feb. 27, 2021 at WKU (Game 2)
Has 20+ putouts .....	Ryan Noda - 1B, 21; April 12, 2015 vs. Memphis
Had 8+ assists.....	Manny Rodriguez - SS, 9; April 28, 2017 at UConn
Threw a complete game.....	Garrett Schoenle, May 7, 2021 at Houston (Game 1) / 9 innings)
Threw a complete-game shutout .....	J.T. Perez; April 20, 2018 vs #24 UConn
Threw a complete game in back-to-back appearances.....	Tristan Hammans; April 14/21, 2015 vs. Xavier/Louisville
Two Bearcats threw consecutive complete games .....	Walker/Walsh; April 9/11, 2014, vs. Miami (OH)/UConn
Three Bearcats threw consecutive complete games .....	Orndorff/Zellner/Perez; May 8/13/14, 2016, vs. UCF/ Houston
Threw 10 or more strikeouts.....	Garrett Schoenle, 11; March 7, 2021 at UNCW
Pitched more than 9 innings in a game.....	B.J. Borsa, 9.2; May 18, 2002 vs. Saint Louis
Struck out four batters in an inning .....	Tony Cento; May 7, 1999 vs. Saint Louis
Threw a no-hitter .....	Chris Murphy; April 15, 1995 vs IUPUI

## THE LAST TIME UC ...

Had 15-19 hits.....	16 vs. Tulane, May 22, 2021
Had 20+ hits.....	20 at Xavier, March 21, 2021
Scored 10-14 runs.....	10 vs. UCF, May 25, 2021
Scored 15-19 runs.....	18; February 28, 2020 vs Oakland
Scored 20+ runs.....	22 at Xavier, March 20, 2021
Scored 10+ runs in one inning.....	10 runs, 6th inning; March 19, 2006 vs. Oakland
Hit 5+ doubles.....	6 at Houston, May 7, 2021
Hit 3+ triples.....	3; April 10, 2019 vs Miami
Hit three homeruns.....	vs. Tulane, May 20, 2021
Hit four homeruns.....	vs. Tulane, May 20, 2021
Hit 5+ homeruns .....	5 at Xavier, March 20, 2021
Stole five bases.....	vs. Tulane, May 21, 2021
Stole six bases.....	March 24, 2019 at USF
Stole 7+ bases.....	8; February 28, 2020 vs Oakland
Played 10 innings.....	vs. #11 East Carolina, May 14, 2021 (Game 2)
Played 11 innings.....	April 10, 2019 vs Miami
Played 12+ innings .....	12; February 26, 2021 at WKU
Swept a 3-game series .....	vs. Western Michigan, March 12-14, 2021
Was swept in a 3-game series .....	February 19-21, 2021 at #25 Clemson
Swept a 4-game series.....	May 20-22, 2021 vs. Tulane
Was swept in a 4-game series .....	April 1-3, 2021 at #11 ECU
Swept a double-header .....	May 20, 2021 vs. Tulane
Was swept in a double-header .....	April 3, 2021 at #11 ECU
Turned a triple play .....	8-6-3; at May 7, 2019 at Miami



ROSTER

ALPHABETICAL

#	NAME	POS.	HT.	WT.	B/T	YR	HOMETOWN/PREVIOUS SCHOOL
18	Max Bergmann	RHP	6-3	195	R/R	So.	Georgetown, Ind./St. Xavier [Ky]
41	Aiden Bradbury	RHP	6-3	202	R/R	So.	Carmel, Ind./Carmel
16	Dondrae Bremner	INF	6-2	199	L/R	R-Sr.	Toronto, Canada/Bill Crothers Secondary
28	Kerrington Cross	INF	6-0	200	R/R	R-Fr.	Brownsburg, Ind./Brownsburg
30	CJ Dean	OF	5-11	187	R/R	Fr.	Columbus, Ohio/Centennial
29	Carter Earls	LHP	6-4	215	L/L	Fr.	Middletown, Ohio/Bishop Fenwick
31	Kameron Guidry	INF	5-11	175	R/R	R-So.	Snellville, Ga./Redan/Georgia
13	Jose Guzman	RHP	6-4	205	R/R	So.	Indianapolis, Ind./Ben Davis
45	Colby Haines	RHP	6-3	200	R/R	R-Fr.	Union, Ky. /Ryle
9	Jake Hansen	INF	6-1	199	L/R	R-Sr.	Westchester, Ill./North Iowa Area CC
35	Garrett Harker	RHP	6-0	206	R/R	Fr.	Lebanon, Ind./Lebanon Senior
10	Cole Harting	OF	6-0	205	R/R	So.	West Chester, Ohio/Mason
38	Josh Hegemann	OF	6-0	170	L/L	So.	Liberty Township, Ohio/Badin
33	Chase Hopewell	RHP	6-4	197	R/R	R-So.	Hamilton, Ohio/Badin/Findlay
2	Beau Keathley	RHP	6-0	172	R/R	Sr.	Taylor, Mich./Oakland
0	Evan Kemp	LHP	6-3	208	L/L	R-So.	Mason, Ohio/Mason
32	Paul Komistek	OF	6-2	214	R/R	R-Jr.	Knoxville, Tenn./Tennessee
19	Blake Lemmon	RHP	6-2	176	R/R	Fr.	Chesterton, Ind./Chesterton
42	Conner Linn	LHP	6-2	203	L/L	So.	Kokomo, Ind./Western
24	Sean McLaughlin	INF	6-1	226	R/R	R-Jr.	Hendersonville, Tenn./Knights Academy
8	Griffin Merritt	OF	6-2	215	R/R	R-Jr.	Cincinnati, Ohio/La Salle
20	Jackson Murphy	RHP	6-2	231	R/R	R-Jr.	Cincinnati, Ohio/IMG Academy
17	Nick Murray	RHP	6-5	238	R/R	R-Jr.	Tyngsboro, Mass./St. Mark's School
27	Andrew Neff	LHP	6-1	213	R/L	Fr.	Mooresville, Ind./Mooresville
25	Ryan Nicholson	INF	6-4	220	L/L	R-So.	Louisville, Ky./St. Xavier
44	Tommy O'Connor	LHP	6-5	222	L/L	Fr.	Martinsville, Ind./Mooresville
26	Max Palmieri	INF	5-9	173	R/R	R-So.	Maineville, Ohio/Kings/Lincoln Memorial
15	Joe Powell	C	5-9	187	R/R	R-So.	Mason, Ohio/Mason
5	Cam Scheler	C	6-1	213	R/R	R-So.	Louisville, Ky./St. Xavier
43	Zach Segal	RHP	6-0	194	R/R	R-So.	Loveland, Ohio/Loveland
77	Alex Shea	LHP	6-5	202	L/L	R-So.	Union, Ky./St. Henry
21	Boston Smith	C	5-10	190	L/R	Fr.	Arcanum, Ohio/Vandalia Butler
22	Brett Souder	RHP	6-3	225	R/R	R-Jr.	South Lebanon, Ohio/Sinclair CC
3	JP Sponseller	OF	5-10	202	L/R	R-So.	Mason, Ohio/Mason/Elon
4	Sean Springer	INF	5-10	177	L/R	R-Fr.	Strongsville, Ohio/Holy Name
14	Wyatt Stapp	INF	6-1	190	L/R	R-Sr.	Keller, Texas/Tennessee
6	Ryan Steckline	LHP	6-2	228	L/L	Gr.	Newark, Del./Appoquinimick/Monmouth
23	Ben Vore	RHP	6-1	230	R/R	R-So.	Lexington, Ohio/Lexington
11	Tristan Weaver	LHP	6-0	188	L/L	Gr.	Auburn, ILL./Auburn/Indiana State

NUMERICAL

#	NAME	POS.
0	Evan Kemp	LHP
2	Beau Keathley	RHP
3	JP Sponseller	OF
4	Sean Springer	INF
5	Cam Scheler	C
6	Ryan Steckline	LHP
8	Griffin Merritt	OF
9	Jake Hansen	INF
10	Cole Harting	OF
11	Tristan Weaver	LHP
13	Jose Guzman	RHP
14	Wyatt Stapp	INF
15	Joe Powell	C
16	Dondrae Bremner	INF
17	Nick Murray	RHP
18	Max Bergmann	RHP
19	Blake Lemmon	RHP
20	Jackson Murphy	RHP
21	Boston Smith	C
22	Brett Souder	RHP
23	Ben Vore	RHP
24	Sean McLaughlin	INF
25	Ryan Nicholson	INF
26	Max Palmieri	INF
27	Andrew Neff	LHP
28	Kerrington Cross	INF
29	Carter Earls	LHP
30	CJ Dean	OF
31	Kameron Guidry	INF
32	Paul Komistek	OF
33	Chase Hopewell	RHP
35	Garrett Harker	RHP
38	Josh Hegemann	OF
41	Aiden Bradbury	RHP
42	Conner Linn	LHP
43	Zach Segal	RHP
44	Tommy O'Connor	LHP
45	Colby Haines	RHP
77	Alex Shea	LHP

COACHING STAFF

- 7 Scott Googins - Head Coach (5th Season)
- 13 JD Heilmann - Pitching Coach/Recruiting Coordinator (5th Season)
- 9 Kyle Sprague - Hitting Coach/Infielders (5th Season)
- 27 Lee Sponseller - Volunteer Assistant/Outfielders (2nd Season)

SUPPORT STAFF

- Andy Nagel - Director of Baseball Operations (7th Season)
- Mary Ankrom - Athletic Trainer (5th Season)
- Chaz Calloway - Strength & Conditioning (7th Season)

PRONUNCIATIONS

- Scheler: SHE-ler
- Segal: SEE-gull
- Hegemann: Heg-a-men
- Souder: Sowd-er
- Guidry: Gid-ree

ROSTER BY POSITION

- RHP.....13
- INF.....9
- LHP .....8
- OF .....6
- C.....3

ROSTER BY CLASS

- Freshmen .....7
- Redshirt Freshmen .....3
- Sophomores .....6
- Redshirt Sophomores .....11
- Juniors.....0
- Redshirt Junior .....6
- Seniors .....4
- Graduates.....2

ROSTER BY STATE

- Ohio.....16
- Indiana.....9
- Kentucky .....4
- Illinois.....2
- Tennessee.....2


- One Each: Canada, Georgia, Massachusetts, Michigan, Texas, Delaware

ROSTER BY COUNTRY

- Canada .....1
- United States.....38



**EVAN KEMP**  
LHP • L/L • MASON, OHIO



**BEAU KEATHLEY**  
RHP • R/R • TAYLOR, MICH.



**JP SPONSELLER**  
OF • L/R • MASON, OHIO




**SEAN SPRINGER**  
INF • L/R • STRONGSVILLE, OHIO



**CAM SCHELER**  
C • R/R • LOUISVILLE, KY.



**RYAN STECKLINE**  
LHP • L/L • NEWARK, DEL.



**GRIFFIN MERRITT**  
INF • R/R • CINCINNATI, OHIO



**JAKE HANSEN**  
INF • L/R • WESTCHESTER, ILL.




**COLE HARTING**  
RHP • R/R • WEST CHESTER, OHIO




**TRISTAN WEAVER**  
LHP • L/L • AUBURN, ILL.



**JOSE GUZMAN**  
RHP • R/R • INDIANAPOLIS, IND.




**WYATT STAPP**  
INF • L/R • KELLER, TEXAS



**JOE POWELL**  
C • R/R • MASON, OHIO




**DONDRAE BREMNER**  
INF • L/R • TORONTO, ONTARIO, CANADA



**NICK MURRAY**  
RHP • R/R • TYNGSBORO, MASS.




**MAX BERGMANN**  
RHP • R/R • GEORGETOWN, IND.




**BLAKE LEMMON**  
RHP • R/R • CHESTERON, IND.




**JACKSON MURPHY**  
RHP • R/R • CINCINNATI, OHIO



**BOSTON SMITH**  
C • L/R • ARCANUM, OHIO




**BRETT SOUDER**  
RHP • R/R • SOUTH LEBANON, OHIO



**BEN VORE**  
RHP • R/R • LEXINGTON, OHIO



**SEAN MCLAUGHLIN**  
INF • R/R • HENDERSONVILLE, TENN.



**RYAN NICHOLSON**  
INF • L/L • LOUISVILLE, KY.




**MAX PALMIERI**  
INF • R/R • MAINEVILLE, OHIO



**ANDREW NEFF**  
LHP • R/L • MOORESVILLE, IND.



**KERRINGTON CROSS**  
INF • R/R • BROWNSBURG, IND.




**CARTER EARLS**  
LHP • L/L • MIDDLETOWN, OHIO



**CJ DEAN**  
OF • R/R • COLUMBUS, OHIO



**KAMERON GUIDRY**  
INF • R/R • SNELLVILLE, GA.



**PAUL KOMISTEK**  
OF • R/R • KNOXVILLE, TENN.



**CHASE HOPEWELL**  
RHP • R/R • HAMILTON, OHIO




**GARRETT HARKER**  
RHP • R/R • LEBANON, IND.




**JOSH HEGEMANN**  
OF • L/L • LIBERTY TOWNSHIP, OHIO




**AIDAN BRADBURY**  
RHP • R/R • CARMEL, IND.



**CONNER LINN**  
LHP • L/L • KOKOMO, IND.




**ZACH SEGAL**  
RHP • R/R • LOVELAND, OHIO



**TOMMY O'CONNOR**  
LHP • L/L • MARTINSVILLE, IND.




**COLBY HAINES**  
RHP • R/R • UNION, KY.



**ALEX SHEA**  
LHP • L/L • UNION, KY.

## COACHING STAFF




**SCOTT GOOGINS**  
HEAD COACH • 5TH SEASON



**JD HEILMANN**  
PITCHING COACH



**KYLE SPRAGUE**  
HITTING COACH / INFIELDBERS



**LEE SPONSELLER**  
VOLUNTEER ASSISTANT / OUTFIELDERS

## HEAD COACH SCOTT GOOGINS



## SCOTT GOOGINS • HEAD COACH • FIFTH SEASON • OHIO WESLEYAN '92

Scott Googins was named the 28th head baseball coach at the University of Cincinnati on June 6, 2017 and will enter his fifth season in the spring of 2022.

Googins guided the Bearcats to their first winning season since 2011 in 2021. UC finished 29-26 and had five players named to the All-AAC First or Second Team. Left-handed pitcher Evan Shawver was drafted by the Colorado Rockies in the seventh round of the 2021 MLB Draft. The Bearcats had one of the best offenses in the conference in 2021, ranking in the top-three in just about every offensive category.

Prior to a pandemic-shortened 2020, Googins led the Bearcats to one of the most successful seasons in program history in 2019. Despite a slow 1-9 start, UC found itself as the No. 2 seed in the American Athletic Conference Tournament where they were yet to win a game. After winning its first three, UC went on to trounce UConn 22-5 to win the AAC Tournament title and advance to the NCAA postseason for the first time in 45 years.

Googins had made magic in the Queen City before and proved he could do it again in his second year. The team broke numerous records during the campaign. Six Bearcats earned All-AAC Tournament honors with AJ Bumpass being named the tournament MVP. Three players were named to the Corvallis Regional All-Tournament Team. Bumpass was later drafted by the Cincinnati Reds. The win over Oregon State marked Googins' 400th in his storied career.

In his first season, Googins guided UC to its best finish since 2011 as the Bearcats finished at 28-28 overall and an even 12-12 in American Athletic Conference play, one of the toughest RPI conferences in the nation. Shortstop Manny Rodriguez was drafted in the tenth round while pitchers Cam Alldred and J.T. Perez also were selected in the MLB draft. All three were all-conference honorees, marking the first time UC has ever had two first team honorees and three total honorees in AAC history. An impressive 23 Bearcats landed on the AAC All-Academic Team for having a 3.0 GPA or better. After posting a 3.20 fall GPA and 3.26 GPA in the spring, UC was recognized by the American Baseball Coaches Association with the Team Academic Excellence Award.

Googins made the move across town after 12 seasons as the head coach at Xavier. The all-time winningest coach in XU history, he compiled a 341-357 record with four NCAA Tournament appearances including back-to-back regional final berths in 2016 and 2017 and six regular season or conference tournament championships.

Googins led Xavier to a 34-27 finish in 2017. The Musketeers won their second-straight BIG EAST Tournament Championship and advanced to the

NCAA Regional Finals for the second-straight year.

During his 12 seasons at the helm at XU, Googins earned coaching accolades as the 2009 ABCA Mid-east Region Coach of the Year, the 2008 Atlantic 10 Coach of the Year and the 2016 BIG EAST Coaching Staff of the Year. Additionally, 11 of his players were chosen in the MLB First Year Player Draft since 2005.

Before taking the head coaching role at Xavier, Googins was an assistant at Miami (Ohio) from 2000-04. During his tenure working primarily with the outfielders, the RedHawks made four straight Mid-American Conference Tournament appearances. He was an assistant at Indiana from 1992-99, working with the Hoosiers' catchers, outfielders and hitters.

A native of Granville, Ohio, Googins was a three-year varsity letterwinner at Ohio Wesleyan in Delaware, Ohio. He moved into a coaching role as a senior and stayed on after graduation, coaching first base and working with the team's catchers.

Googins and his wife, Jody – a former volleyball standout at Xavier – live in West Chester, Ohio, with their daughter, Ellie, and two sons, Tommy and Charlie.

## THE GOOGINS FILE

Hometown: Granville, Ohio

Wife: Jody

Children: Ellie, Tommy, Charlie

Education: Ohio Wesleyan '92

Playing Career: Ohio Wesleyan - 1989-92 (Catcher)

## COACHING CAREER

YEAR	SCHOOL	POSITION
1992-1999	Indiana	Assistant Coach
2000-04	Miami (OH)	Assistant Coach
2005	Xavier	Assistant Coach
2006-17	Xavier	Head Coach
2018-	Cincinnati	Head Coach

## CAREER ACCOMPLISHMENTS

- 2016 BIG EAST Coaching Staff of the Year
- 2009 ABCA Mid-east Region Coach of the Year
- 2008 Atlantic 10 Coach of the Year
- Five NCAA Appearances (2009, 2014, 2016, 2017, 2019)
- Six 30-win seasons (2019, 2016, 2014, 2013, 2011, 2009)

## CHAMPIONSHIPS

- AAC Tournament Championship (2019)
- Three BIG EAST Tournament Championships (2014, 2016, 2017)
- BIG EAST Regular Season Championship (2016)
- Atlantic 10 Tournament Championship (2009)
- Atlantic 10 Regular Season Championship (2008)

## MILESTONE WINS

FIRST WIN .....@ ETSU, 10-5 (02/16/06)  
 100TH WIN ..... Saint Joseph's, 6-6 (05/01/09)  
 FIRST NCAA WIN ..... vs. Sam Houston St., 9-6 (05/30/09)  
 200TH WIN .....@ UAB, 12-4 (02/24/13)  
 300TH WIN ..... Villanova, 1-0 (05/19/16)  
 400TH WIN ..... Oregon State, 7-6 (05/31/19)

## GOOGINS YEAR-BY-YEAR RECORD

YEAR	SCHOOL	OVERALL			CONFERENCE			FINISH	POSTSEASON
		W	L	PCT	W	L	PCT		
2006	Xavier	19	37	.339	9	18	.333	t-12th	
2007	Xavier	29	31	.483	17	10	.630	4th	
2008	Xavier	27	31	.466	19	8	.704	t-1st	
2009	Xavier	39	21	.650	18	9	.667	3rd	NCAA Regionals (1-2)
2010	Xavier	26	32	.448	18	9	.667	2nd	
2011	Xavier	30	27	.536	14	10	.583	4th	
2012	Xavier	28	28	.500	13	11	.542	7th	
2013	Xavier	32	26	.552	16	8	.667	4th	NCAA Regionals (1-2)
2014	Xavier	30	29	.508	8	10	.444	4th	
2015	Xavier	15	38	.283	3	15	.167	7th	NCAA Regionals (2-2)
2016	Xavier	32	30	.516	14	4	.778	1st	NCAA Regionals (2-2)
2017	Xavier	34	27	.557	10	6	.625	1st	
<b>XAVIER TOTALS</b>		<b>341</b>	<b>357</b>	<b>.489</b>	<b>159</b>	<b>118</b>	<b>.571</b>		<b>6-8 (.429)</b>
YEAR	SCHOOL	W	L	PCT	W	L	PCT	FINISH	POSTSEASON
2018	Cincinnati	28	28	.500	12	12	.500	6th	
2019	Cincinnati	31	31	.500	13	11	.542	2nd	NCAA Regionals (1-2)
2020	Cincinnati	7	8	.467	0	0	.000	n/a	
2021	Cincinnati	29	26	.510	18	14	.563	4th	
2022	Cincinnati	0	0	.000	0	0	.000		
<b>CINCINNATI TOTALS</b>		<b>95</b>	<b>93</b>	<b>.500</b>	<b>43</b>	<b>37</b>	<b>.513</b>		<b>1-2 (.333)</b>
<b>CAREER TOTALS</b>		<b>436</b>	<b>450</b>	<b>.492</b>	<b>202</b>	<b>155</b>	<b>.566</b>		<b>7-10 (.412)</b>



13

**JD HEILMANN****PITCHING COACH / RECRUITING COORDINATOR**

JD Heilmann started his second stint as an assistant coach at the University of Cincinnati in the summer of 2017.

In 2021, Heilmann mentored Evan Shawver, who was drafted in the seventh round by the Rockies, and Garrett Schoenle, who signed with the White Sox as a NDFA after the 2021 season.

In his first year, Heilmann guided JT Perez and Cam Allred to all-conference accolades and saw both move on to professional baseball. During the historic 2019 season, his pitching staff included two 12-strikeout performances and saw the second-most saves in a single-season by any UC closer in history.

Heilmann previously coached at UC from 2009-13, serving as the Bearcats pitching coach and recruiting coordinator and was responsible for bringing former All-American and current Chicago Cubs infielder Ian Happ to the Queen City.

He joined Head Coach Scott Googins' staff after working as the general manager of the Midland Baseball program, overseeing 18 amateur teams with ages ranging from 8-18. He also served as Prep Baseball Report's scouting supervisor (2016-17) and Scouting Director (2014-16) and was an associate scout for the Atlanta Braves (2015-17).

Heilmann is regarded as one of the top pitching coaches in college baseball and is known for his ability to develop and relate to pitchers.

He overtook a Cincinnati pitching staff that posted a 6.73 ERA in 2009 and shrunk the group's ERA to 4.25 in 2010, which ranked third in the BIG EAST Conference and 26th nationally.

Under Heilmann's tutelage, seven Bearcats went on to pitch in professional baseball. Six were selected in the Major League Baseball First-Year Player Draft.

Under the direction of Heilmann, third-team all-conference performer Andrew Burkett anchored the back end of Cincinnati's bullpen in 2010 and broke Cincinnati's single-season saves record with 14 after entering the campaign with one career save.

Prior to Cincinnati, Heilmann served as the pitching coach and recruiting coordinator at Xavier University for seven seasons and in 2009, he helped the Musketeers to a school record for wins en route to their first Atlantic-10 Conference Tournament Championship and NCAA Tournament appearance.

Heilmann played for the Bearcats in 1997 earned a communications degree while completing his eligibility at the University of Cincinnati following a transfer from Ball State.

A 1993 Moeller High School graduate, Heilmann helped the Crusaders capture a State Baseball Championship, while earning All-City and All-League honors.

Heilmann and his wife Raegene have two children, Dax and Ryley.

9

**KYLE SPRAGUE****HITTING COACH / INFELDERS**

Kyle Sprague joined the University of Cincinnati baseball staff in the summer of 2017.

His work on offense came through the loudest during the team's historic 2019 season when the Bearcats' bats went on a torrential pace during the postseason. During the 4-0 AAC Tournament run, UC broke the tournament records for runs (51), RBIs (47) and hits (60).

In 2021, UC ranked in the top-three in the AAC in nearly every offensive category, including batting average (2nd), slugging percentage (2nd), runs scored (2nd), home runs (3rd) and total bases (2nd).

During the pandemic-shortened 2020 season, UC ranked 12th in the nation in triples per game, 14th in doubles per game, 21st in on-base percentage, 30th in scoring and 31st in slugging percentage.

Sprague came to UC after two seasons on Head Coach Scott Googins' staff at Xavier University as the volunteer assistant coach.

"Kyle has been with me the past two years and is a great addition to our staff here at UC," Googins said. "He brings a lot to the table - he does an unbelievable job with developing infielders and is on the cutting edge with hitters. He's a young up-and-coming coach who's very energetic and passionate about what he does."

During his two seasons at Xavier, the Musketeers won a BIG EAST Conference regular season championship (2016), two-straight league tournament championships (2016 & 17) and played in consecutive regional finals in the NCAA Championship (2016 & 17).

Sprague worked with hitters and infielders and assisted with outfielders at Xavier. The Musketeers set a school record with a .977 fielding percentage in 2017 after tying the previous record with a .974 mark in 2016.

Sprague has previous experience in the American Athletic Conference having served as a volunteer assistant coach at UCF in 2015.

Under Sprague in 2015, all three of the Knights outfielders - Erik Barber, Sam Tolleson and Derrick Salberg - were honored to one of The American's three all-conference teams.

Sprague has extensive experience as a camp instructor, working at the Marc Wilkins Baseball Academy from 2007-12 and for Cal Ripken Baseball in 2009. He also has served as a camp instructor at Clemson, Vanderbilt, Tennessee, LSU and Mississippi State, among others.

The Mansfield, Ohio, native graduated from Malone (Ohio) University with degrees in business administration and sports management. He played collegiately at Malone and Tiffin University.

Sprague and his wife Erin live in Cincinnati.

40

**LEE SPONSELLER****VOLUNTEER ASSISTANT / OUTFELDERS**

Lee Sponseller rejoined the Cincinnati baseball staff in August 2020 as the volunteer assistant coach.

He works with the outfielders as well as the hitters and perform other duties necessary for the advanced development of the student-athletes.

In 2021, Sponseller assisted in the development of an offense that ranked in the top-three in the AAC in nearly every offensive category, including batting average (2nd), slugging percentage (2nd), runs scored (2nd), home runs (3rd) and total bases (2nd).

He also had a short stint as UC's volunteer director of player development.

Sponseller previously coached at Ohio Dominican, serving as the volunteer assistant coach, handling the team's hitting and outfielders as well as assisting with base running. He played at Ohio Dominican, finishing his career with a .367 batting average with 26 homeruns and 108 RBIs.

From there, he spent one year as a graduate transfer at Coastal Carolina, hitting .290 during the season with six homeruns and 42 RBI, including three grand slams.

Sponseller earned a bachelor's degree in finance and economics from Ohio Dominican in May 2017 and graduated with an MBA from Coastal Carolina in August 2018. He currently resides in Mason, Ohio.

## 2021 STATISTICS

2021 RECORD: 29-26 (HOME: 17-8; ROAD: 12-16; AAC: 18-14; NEUTRAL: 0-2)

**2021 Cincinnati Baseball**  
**Game Results for Cincinnati (as of Jan 12, 2022)**  
**(All games)**

Date	Opponent	Score	Inns	Overall	Conference	Pitcher of record	Attend	Time
02/19/21	at #25 Clemson	L 0-5	9	0-1-0	0-0-0	MOORE (L 0-1)	1280	3:06
02/20/21	at #25 Clemson	L 2-5	9	0-2-0	0-0-0	MCCARTHY (L 0-1)	1280	2:46
02/21/21	at #25 Clemson	L 7-8	(10)	0-3-0	0-0-0	MOORE (L 0-2)	1280	3:31
02/26/21	at WKU	L 4-5	(12)	0-4-0	0-0-0	SEGAL (L 0-1)	92	3:59
02/27/21	at WKU-1	L 4-5	9	0-5-0	0-0-0	BATCHO (L 0-1)	114	2:45
02/27/21	at WKU-2	w 11-3	9	1-5-0	0-0-0	SCHOENLE (W 1-0)	132	3:22
03/04/21	at UNCW	L 10-14	9	1-6-0	0-0-0	BATCHO (L 0-2)	492	3:05
03/05/21	at UNCW	w 7-4	9	2-6-0	0-0-0	SHAWVER (W 1-0)	492	2:29
03/06/21	at UNCW	w 5-4	9	3-6-0	0-0-0	MOORE (W 1-2)	492	2:49
03/07/21	at UNCW	L 8-9	9	3-7-0	0-0-0	SEGAL (L 0-2)	492	3:43
03/12/21	WESTERN MICHIGAN	w 5-1	9	4-7-0	0-0-0	SHAWVER (W 2-0)	365	2:43
03/13/21	WESTERN MICHIGAN	w 7-5	9	5-7-0	0-0-0	BRADBURY (W 1-0)	356	2:55
03/14/21	WESTERN MICHIGAN	w 5-4	9	6-7-0	0-0-0	WADE (W 1-0)	307	2:53
03/19/21	XAVIER	L 1-2	9	6-8-0	0-0-0	SHAWVER (L 2-1)	365	2:15
03/20/21	at Xavier	w 22-7	9	7-8-0	0-0-0	BRADBURY (W 2-0)	132	3:45
03/21/21	at Xavier	L 8-16	9	7-9-0	0-0-0	MURPHY (L 0-1)	132	4:03
03/22/21	XAVIER	w 7-2	9	8-9-0	0-0-0	SEGAL (W 1-2)	533	2:41
03/26/21	SAINT LOUIS	w 8-4	9	9-9-0	0-0-0	MCCARTHY (W 1-1)	300	2:50
03/27/21	SAINT LOUIS	w 8-5	9	10-9-0	0-0-0	MURPHY (W 1-1)	807	3:25
03/28/21	SAINT LOUIS	L 6-21	9	10-10-0	0-0-0	BATCHO (L 0-3)	228	3:45
03/30/21	LOUISVILLE	w 13-12	(10)	11-10-0	0-0-0	KEATHLEY (W 1-0)	815	4:08
* 04/01/21	at #11 East Carolina	L 4-5	9	11-11-0	0-1-0	LINN (L 0-1)	1163	2:46
* 04/02/21	at #11 East Carolina	L 0-7	9	11-12-0	0-2-0	MCCARTHY (L 1-2)	1199	2:51
* 04/03/21	at #11 East Carolina-1	L 3-13	7	11-13-0	0-3-0	BERGMANN (L 0-1)	-	3:04
* 04/03/21	at #11 East Carolina-2	L 0-2	9	11-14-0	0-4-0	SCHOENLE (L 1-1)	1251	2:40
* 04/09/21	UCF-1	L 6-8	9	11-15-0	0-5-0	SEGAL (L 1-3)	-	3:02
* 04/09/21	UCF-2	w 2-1	9	12-15-0	1-5-0	SCHOENLE (W 2-1)	571	2:56
* 04/10/21	UCF	L 10-20	9	12-16-0	1-6-0	BRADBURY (L 2-1)	450	4:43
* 04/11/21	UCF	w 10-6	9	13-16-0	2-6-0	MCCARTHY (W 2-2)	420	3:06
* 04/16/21	at Memphis-1	w 10-6	9	14-16-0	3-6-0	SCHOENLE (W 3-1)	111	3:48
* 04/16/21	at Memphis-2	w 11-3	9	15-16-0	4-6-0	SEGAL (W 2-3)	111	2:50
* 04/17/21	at Memphis	L 5-7	9	15-17-0	4-7-0	MCCARTHY (L 2-3)	179	3:05
* 04/18/21	at Memphis	w 8-4	9	16-17-0	5-7-0	WADE (W 2-0)	157	2:40
* 04/23/21	WICHITA STATE-1	w 6-0	9	17-17-0	6-7-0	SCHOENLE (W 4-1)	382	2:40
* 04/23/21	WICHITA STATE-2	w 12-2	7	18-17-0	7-7-0	SEGAL (W 3-3)	382	2:16
* 04/24/21	WICHITA STATE	L 1-6	9	18-18-0	7-8-0	KEATHLEY (L 1-1)	125	2:54
* 04/25/21	WICHITA STATE	w 6-5	9	19-18-0	8-8-0	MOORE (W 2-2)	431	2:48
* 04/30/21	at South Florida-1	L 2-4	9	19-19-0	8-9-0	SCHOENLE (L 4-2)	-	2:41
* 04/30/21	at South Florida-2	w 5-3	9	20-19-0	9-9-0	SEGAL (W 4-3)	75	2:45
* 05/01/21	at South Florida	L 3-12	9	20-20-0	9-10-0	KEATHLEY (L 1-2)	75	3:20
* 05/02/21	at South Florida	w 6-4	9	21-20-0	10-10-0	MCCARTHY (W 3-3)	99	3:04
* 05/07/21	at Houston-1	w 7-2	9	22-20-0	11-10-0	SCHOENLE (W 5-2)	-	2:52
* 05/07/21	at Houston-2	w 7-0	9	23-20-0	12-10-0	SEGAL (W 5-3)	251	2:49
* 05/08/21	at Houston	L 5-6	9	23-21-0	12-11-0	KEATHLEY (L 1-3)	263	2:52
* 05/09/21	at Houston	w 10-3	9	24-21-0	13-11-0	WADE (W 3-0)	267	3:10
* 05/14/21	EAST CAROLINA-1	L 4-8	9	24-22-0	13-12-0	SCHOENLE (L 5-3)	425	2:44
* 05/14/21	EAST CAROLINA-2	w 7-6	(10)	25-22-0	14-12-0	MCCARTHY (W 4-3)	425	3:55
* 05/15/21	EAST CAROLINA	L 6-7	9	25-23-0	14-13-0	MOORE (L 2-3)	637	3:16
* 05/16/21	EAST CAROLINA	L 2-5	9	25-24-0	14-14-0	WADE (L 3-1)	381	3:13
* 05/20/21	TULANE-1	w 10-6	9	26-24-0	15-14-0	SCHOENLE (W 6-3)	426	3:08
* 05/20/21	TULANE-2	w 11-8	9	27-24-0	16-14-0	KEATHLEY (W 2-3)	518	3:20
* 05/21/21	TULANE	w 11-1	7	28-24-0	17-14-0	SHAWVER (W 3-1)	516	2:25
* 05/22/21	TULANE	w 13-12	9	29-24-0	18-14-0	WADE (W 4-1)	701	3:50
* Oct 12, 2021	CLEMSON	L 10-12	5	29-25-0	18-15-0	None	0	

( ) extra inning game

**2021 Cincinnati Baseball  
Overall Statistics for Cincinnati (as of Jan 12, 2022)  
(All games Sorted by Batting avg)**

Record: 29-25 Home: 17-9 Away: 12-16 Conference: 18-15

Player	avg	gp-gs	ab	r	h	2b	3b	hr	rbi	tb	slg%	bb	hp	so	gdp	ob%	sf	sh	sb-att	po	a	e	fld%
32 KOMISTEK, Paul	.355	46-43	155	29	55	10	0	8	42	89	.574	21	6	47	1	.446	2	0	2-3	85	5	1	.989
3 MERCER, Jace	.352	51-51	199	41	70	11	2	9	32	112	.563	26	11	47	3	.450	2	2	22-26	100	130	1	.996
2 BELLINI, Joey	.299	52-52	224	36	67	12	1	3	44	90	.402	15	3	31	4	.350	1	2	4-6	42	71	5	.958
10 SANTIAGO, Eric	.295	52-51	217	43	64	16	0	7	25	101	.465	13	3	32	2	.340	2	1	9-12	35	120	11	.934
40 HARTING, Cole	.289	51-49	204	47	59	11	4	10	33	108	.529	23	2	65	3	.365	1	1	15-17	106	2	1	.991
8 MERRITT, Griffin	.278	50-49	180	38	50	10	2	10	38	94	.522	22	6	55	4	.370	3	0	5-7	109	4	1	.991
44 NICHOLSON, Ryan	.277	48-43	155	27	43	2	1	5	30	62	.400	26	2	30	0	.378	5	0	5-5	353	19	5	.987
-----																							
19 BATCHO, Drake	1.000	1-1	2	2	2	0	0	0	0	2	1.000	1	0	0	0	1.000	0	0	0-0	12	2	0	1.000
18 BERGMANN, Max	.667	1-1	3	2	2	0	0	1	5	5	1.667	0	0	0	0	.667	0	0	0-0	1	6	1	.875
41 BRADBURY, Aiden	.667	1-1	3	2	2	1	0	1	1	6	2.000	0	0	1	0	.667	0	0	0-0	1	4	0	1.000
26 HOLEN, Tanner	.303	24-21	66	22	20	5	1	3	13	36	.545	14	9	10	2	.478	1	0	0-0	109	8	1	.992
14 STAPP, Wyatt	.264	40-38	148	17	39	7	1	2	23	54	.365	13	5	31	1	.339	2	1	4-5	42	9	0	1.000
15 POWELL, Joe	.219	36-31	105	24	23	4	0	5	15	42	.400	20	1	39	0	.346	1	1	3-3	252	39	4	.986
29 HANSEN, Jake	.213	26-16	61	6	13	5	0	0	14	18	.295	7	2	22	0	.310	1	2	5-7	25	27	4	.929
16 BREMNER, Dondrae	.194	14-9	31	5	6	2	1	0	2	10	.323	6	0	16	0	.324	0	0	1-1	8	1	1	.900
21 MURRAY, Jake	.186	30-22	86	14	16	0	2	2	7	26	.302	7	1	34	0	.255	0	2	5-6	50	2	1	.981
5 SCHELER, Cam	.056	11-5	18	2	1	1	0	0	1	2	.111	6	0	12	0	.292	0	0	0-0	58	4	1	.984
38 HEGEMANN, Josh	.000	17-0	3	4	0	0	0	0	0	0	.000	1	0	0	0	.250	0	0	0-1	0	0	0	.000
13 GUZMAN, Jose	.000	1-1	2	0	0	0	0	0	0	0	.000	0	0	0	0	.000	0	0	0-0	1	0	1	.500
24 MCCLAUGHLIN, Sean	.000	1-0	2	0	0	0	0	0	0	0	.000	0	0	1	0	.000	0	0	0-0	0	0	0	.000
33 GEESAMAN, Wyatt	.000	1-1	2	0	0	0	0	0	0	0	.000	0	0	0	0	.000	0	0	0-0	1	0	0	1.000
28 CROSS, Kerrington	.000	1-1	1	0	0	0	0	0	0	0	.000	0	0	0	0	.000	0	0	0-0	0	0	0	.000
45 HAINES, Colby	.000	1-0	1	0	0	0	0	0	0	0	.000	0	0	0	0	.000	0	0	0-0	0	0	0	.000
0 KEMP, Evan	.000	1-0	0	0	0	0	0	0	0	0	.000	0	0	0	0	.000	0	0	0-0	0	0	0	.000
35 MEYER, Jacob	.000	1-0	0	0	0	0	0	0	0	0	.000	0	0	0	0	.000	0	0	0-0	1	0	0	1.000
Totals	.285	54	1868	361	532	97	15	66	325	857	.459	221	51	473	20	.372	21	12	80-99	1403	516	45	.977
Opponents	.265	54	1772	335	470	114	9	49	313	749	.423	255	85	435	40	.380	22	25	56-78	1396	455	70	.964

LOB - Team (421), Opp (422). DPs turned - Team (49), Opp (24). CI - Team (0), Opp (4). IBB - Team (4), MERCER 2, STAPP 1, KOMISTEK 1, Opp (7). Picked off - MERCER 4, STAPP 3, BELLINI 2, HARTING 1, NICHOLSON 1.

**(All games Sorted by Earned run avg)**

Player	era	w-l	app	gs	cg	sho	sv	ip	h	r	er	bb	so	2b	3b	hr	b/avg	wp	hp	bks	sfa	sha
11 SCHOENLE, Garrett	3.97	6-3	14	14	1	0/1	0	70.1	74	37	31	22	82	17	0	8	.268	3	8	0	2	2
43 SEGAL, Zach	4.64	5-3	17	8	1	0/1	2	66.0	68	34	34	24	41	20	2	4	.272	6	7	1	2	7
46 MCCARTHY, Dean	5.10	4-3	17	7	0	0/0	3	60.0	53	39	34	33	68	16	0	4	.237	8	8	4	3	5
-----																						
13 GUZMAN, Jose	0.00	0-0	1	0	0	0/0	0	2.0	0	0	0	2	4	0	0	0	.000	1	2	0	0	0
77 SHEA, Alex	0.00	0-0	2	0	0	0/0	0	1.1	1	0	0	2	1	0	0	0	.200	1	1	0	0	0
6 SHAWVER, Evan	2.72	3-1	9	9	0	0/0	0	46.1	38	16	14	16	49	8	0	4	.229	4	4	0	0	3
20 MURPHY, Jackson	2.81	1-1	20	0	0	0/1	0	32.0	31	19	10	19	30	5	2	1	.265	2	8	1	1	1
9 KEATHLEY, Beau	4.89	2-3	17	4	0	0/0	1	38.2	28	24	21	27	40	7	0	3	.209	5	15	0	2	2
25 WADE, Jalen	7.06	4-1	12	8	0	0/0	0	43.1	49	34	34	24	24	8	1	5	.295	3	4	0	3	3
18 BERGMANN, Max	7.81	0-1	15	0	0	0/1	2	27.2	31	24	24	12	18	8	1	4	.287	2	8	0	3	0
40 HARTING, Cole	9.00	0-0	1	1	1	0/0	0	5.0	10	12	5	2	11	3	1	2	.370	0	0	0	1	0
17 MURRAY, Nick	9.00	0-0	2	0	0	0/0	0	2.0	1	2	2	4	3	0	0	0	.143	1	0	0	0	0
31 MOORE, Nathan	9.10	2-3	16	0	0	0/0	0	29.2	34	31	30	19	24	8	1	7	.291	3	4	0	2	1
41 BRADBURY, Aiden	11.12	2-1	10	0	0	0/0	0	11.1	12	14	14	9	8	3	1	2	.273	0	5	2	0	1
19 BATCHO, Drake	11.25	0-3	8	3	0	0/0	0	12.0	6	16	15	22	12	2	0	1	.154	5	4	0	0	0
42 LINN, Conner	12.10	0-1	6	0	0	0/0	0	9.2	20	13	13	3	5	5	0	1	.465	2	2	0	2	0
35 MEYER, Jacob	13.50	0-0	2	0	0	0/0	0	3.1	6	5	5	4	2	2	0	1	.429	1	0	0	1	0
0 KEMP, Evan	15.19	0-0	5	0	0	0/0	1	5.1	7	9	9	7	9	2	0	2	.304	0	3	0	0	0
23 VORE, Ben	27.00	0-0	2	0	0	0/0	0	1.2	1	5	5	3	4	0	0	0	.143	0	2	0	0	0
10 SANTIAGO, Eric	99.00	0-0	1	0	0	0/0	0	0.0	0	1	1	1	0	0	0	0		1	0	0	0	0
Totals	5.79	29-24	54	54	3	2/2	9	467.2	470	335	301	255	435	114	9	49	.265	48	85	8	22	25
Opponents	5.69	24-29	54	54	0	3/3	9	465.1	532	361	294	221	473	97	15	66	.285	48	51	3	21	12

PB - Team (6), HOLEN 3, POWELL 2, SCHELER 1, Opp (10). Pickoffs - Team (6), MCCARTHY 3, POWELL 2, SCHOENLE 1, Opp (11). SBA/ATT - POWELL (34-48), WADE (9-13), SCHOENLE (9-12), HOLEN (8-12), SCHELER (8-10), BATCHO (8-8), MURPHY (5-7), KEATHLEY (4-7), MOORE (5-6), HARTING (6-6), MCCARTHY (3-5), BERGMANN (3-4), SHAWVER (1-4), SEGAL (3-4), LINN (2-3), BRADBURY (2-2), SHEA (1-1), MURRAY, N. (1-1), MEYER, J. (0-1).

**2021 Cincinnati Baseball**  
**Overall Statistics for Cincinnati (as of Jan 12, 2022)**  
**(All games Sorted by Fielding pct)**

Player	c	po	a	e	fld%	dp	sba	csb	sba%	pb	ci
14 STAPP, Wyatt	51	42	9	0	1.000	1	0	0	---	0	0
43 SEGAL, Zach	17	3	14	0	1.000	0	3	1	.750	0	0
19 BATCHO, Drake	14	12	2	0	1.000	1	8	0	1.000	0	0
46 MCCARTHY, Dean	13	0	13	0	1.000	0	3	2	.600	0	0
9 KEATHLEY, Beau	11	3	8	0	1.000	0	4	3	.571	0	0
6 SHAWVER, Evan	5	1	4	0	1.000	0	1	3	.250	0	0
41 BRADBURY, Aiden	5	1	4	0	1.000	0	2	0	1.000	0	0
42 LINN, Conner	4	0	4	0	1.000	0	2	1	.667	0	0
35 MEYER, Jacob	1	1	0	0	1.000	0	0	1	.000	0	0
33 GEESAMAN, Wyatt	1	1	0	0	1.000	0	0	0	---	0	0
3 MERCER, Jace	231	100	130	1	.996	39	0	0	---	0	0
26 HOLEN, Tanner	118	109	8	1	.992	1	8	4	.667	3	0
8 MERRITT, Griffin	114	109	4	1	.991	6	0	0	---	0	0
40 HARTING, Cole	109	106	2	1	.991	0	6	0	1.000	0	0
32 KOMISTEK, Paul	91	85	5	1	.989	1	0	0	---	0	0
44 NICHOLSON, Ryan	377	353	19	5	.987	40	0	0	---	0	0
15 POWELL, Joe	295	252	39	4	.986	1	34	14	.708	2	0
5 SCHELER, Cam	63	58	4	1	.984	0	8	2	.800	1	0
21 MURRAY, Jake	53	50	2	1	.981	1	0	0	---	0	0
2 BELLINI, Joey	118	42	71	5	.958	19	0	0	---	0	0
10 SANTIAGO, Eric	166	35	120	11	.934	13	0	0	---	0	0
29 HANSEN, Jake	56	25	27	4	.929	9	0	0	---	0	0
16 BREMNER, Dondrae	10	8	1	1	.900	0	0	0	---	0	0
18 BERGMANN, Max	8	1	6	1	.875	0	3	1	.750	0	0
25 WADE, Jalen	6	0	5	1	.833	0	9	4	.692	0	0
11 SCHOENLE, Garrett	11	3	6	2	.818	0	9	3	.750	0	0
20 MURPHY, Jackson	5	0	4	1	.800	0	5	2	.714	0	0
31 MOORE, Nathan	9	2	5	2	.778	1	5	1	.833	0	0
13 GUZMAN, Jose	2	1	0	1	.500	0	0	0	---	0	0
38 HEGEMANN, Josh	0	0	0	0	.000	0	0	0	---	0	0
0 KEMP, Evan	0	0	0	0	.000	0	0	0	---	0	0
24 MCLAUGHLIN, Sean	0	0	0	0	.000	0	0	0	---	0	0
45 HAINES, Colby	0	0	0	0	.000	0	0	0	---	0	0
28 CROSS, Kerrington	0	0	0	0	.000	0	0	0	---	0	0
23 VORE, Ben	0	0	0	0	.000	0	0	0	---	0	0
77 SHEA, Alex	0	0	0	0	.000	0	1	0	1.000	0	0
17 MURRAY, Nick	0	0	0	0	.000	0	1	0	1.000	0	0
Totals	1964	1403	516	45	.977	49	56	22	.718	6	0
Opponents	1921	1396	455	70	.964	24	80	19	.808	10	4

Hitting minimums - 1 Games 75% of Games 3.0 TPA/Game

Pitching minimums - 1 Games 1.0 IP/Game



**2021 Cincinnati Baseball**  
**Miscellaneous Stats for Cincinnati (as of Jan 12, 2022)**  
**(All games)**

<b>Multiple Hit Games</b>	<b>2</b>	<b>3</b>	<b>4</b>	<b>5+</b>	<b>Total</b>
3 MERCER, Jace	20	5	1	-	26
10 SANTIAGO, Eric	16	5	-	-	21
2 BELLINI, Joey	17	3	1	-	21
32 KOMISTEK, Paul	15	2	1	-	18
8 MERRITT, Griffin	10	3	1	-	14
40 HARTING, Cole	10	3	-	1	14
44 NICHOLSON, Ryan	10	3	-	-	13
14 STAPP, Wyatt	7	2	1	-	10
29 HANSEN, Jake	4	-	-	-	4
21 MURRAY, Jake	3	-	-	-	3
15 POWELL, Joe	3	-	-	-	3
26 HOLEN, Tanner	1	1	-	-	2
18 BERGMANN, Max	1	-	-	-	1
16 BREMNER, Dondrae	1	-	-	-	1
41 BRADBURY, Aiden	1	-	-	-	1
19 BATCHO, Drake	1	-	-	-	1
<b>TEAM</b>	<b>120</b>	<b>27</b>	<b>5</b>	<b>1</b>	<b>153</b>

<b>Multiple RBI Games</b>	<b>2</b>	<b>3</b>	<b>4</b>	<b>5+</b>	<b>Total</b>
2 BELLINI, Joey	5	3	2	-	10
32 KOMISTEK, Paul	4	5	-	1	10
8 MERRITT, Griffin	5	3	2	-	10
3 MERCER, Jace	4	2	2	-	8
40 HARTING, Cole	5	1	-	1	7
44 NICHOLSON, Ryan	4	1	1	-	6
14 STAPP, Wyatt	2	2	1	-	5
26 HOLEN, Tanner	3	1	-	-	4
10 SANTIAGO, Eric	3	-	-	1	4
15 POWELL, Joe	3	1	-	-	4
29 HANSEN, Jake	1	1	1	-	3
18 BERGMANN, Max	-	-	-	1	1
<b>TEAM</b>	<b>39</b>	<b>20</b>	<b>9</b>	<b>4</b>	<b>72</b>

<b>Hitting Streaks</b>	<b>Longest</b>	<b>Current</b>
32 KOMISTEK, Paul	12	5
2 BELLINI, Joey	9	7
40 HARTING, Cole	9	4
3 MERCER, Jace	8	4
10 SANTIAGO, Eric	8	1
26 HOLEN, Tanner	7	-
44 NICHOLSON, Ryan	6	3
14 STAPP, Wyatt	6	3
8 MERRITT, Griffin	6	1
29 HANSEN, Jake	4	-
21 MURRAY, Jake	4	1
15 POWELL, Joe	4	2
16 BREMNER, Dondrae	2	1
41 BRADBURY, Aiden	1	1
18 BERGMANN, Max	1	1
5 SCHELER, Cam	1	-
19 BATCHO, Drake	1	1

<b>Reached Base Streaks</b>	<b>Longest</b>	<b>Current</b>
10 SANTIAGO, Eric	15	1
14 STAPP, Wyatt	13	6
26 HOLEN, Tanner	13	13
32 KOMISTEK, Paul	13	5
40 HARTING, Cole	12	12
2 BELLINI, Joey	11	7
3 MERCER, Jace	11	6
8 MERRITT, Griffin	9	1
15 POWELL, Joe	8	2
44 NICHOLSON, Ryan	6	3
29 HANSEN, Jake	4	2
21 MURRAY, Jake	4	1
16 BREMNER, Dondrae	3	1
18 BERGMANN, Max	1	1
5 SCHELER, Cam	1	-
19 BATCHO, Drake	1	1
38 HEGEMANN, Josh	1	1
41 BRADBURY, Aiden	1	1

## 2021 STATISTICS

**2021 Cincinnati Baseball**  
**Team Game-by-Game for Cincinnati (as of Jan 12, 2022)**  
**Batting (All games)**

Date	Opponent	ab	r	h	rbi	2b	3b	hr	tb	bb	ibb	sb	cs	hbp	sac	sf	gdp	k	po	a	e	lob	avg
02/19/21	at Clemson	29	0	2	0	0	0	0	2	1	0	0	0	0	0	0	0	15	24	13	1	3	.069
02/20/21	at Clemson	33	2	7	2	2	0	1	12	1	0	1	0	1	0	0	0	9	24	13	0	6	.145
02/21/21	at Clemson	39	7	10	6	0	0	0	10	5	0	1	1	0	0	0	1	8	27	11	1	7	.188
02/26/21	at WKU	43	4	10	3	1	1	1	16	3	0	0	1	0	1	1	0	15	34	8	1	8	.201
02/27/21	at WKU	33	4	5	3	3	0	0	8	1	0	1	0	0	0	1	0	8	26	6	0	4	.192
02/27/21	at WKU	39	11	14	7	3	2	0	21	7	0	1	1	0	0	0	0	12	27	3	0	8	.222
03/04/21	at UNCW	39	10	13	10	3	0	3	25	3	0	2	0	1	0	0	1	6	24	4	2	6	.239
03/05/21	at UNCW	33	7	6	7	1	0	3	16	6	0	2	1	0	0	0	0	12	27	8	1	5	.233
03/06/21	at UNCW	37	5	10	5	2	0	1	15	1	0	1	0	0	0	1	0	12	27	10	2	7	.237
03/07/21	at UNCW	35	8	11	9	2	0	3	22	8	1	1	2	0	0	1	1	8	25	10	3	9	.244
03/12/21	WESTERN MICHIGAN	30	5	11	4	2	0	1	16	3	0	2	1	0	1	1	1	5	27	10	0	6	.254
03/13/21	WESTERN MICHIGAN	32	7	10	7	2	1	2	20	4	0	1	1	2	0	2	0	5	27	13	0	9	.258
03/14/21	WESTERN MICHIGAN	27	5	6	5	0	1	0	8	5	0	4	0	1	1	1	0	6	27	5	2	6	.256
03/19/21	XAVIER	29	1	3	1	0	0	1	6	1	0	0	0	0	1	0	0	10	27	11	1	3	.247
03/20/21	at Xavier	46	22	20	21	1	0	5	36	11	0	0	0	1	0	1	0	6	27	8	1	10	.263
03/21/21	at Xavier	35	8	8	5	2	0	1	13	11	0	5	0	2	1	0	0	11	24	12	3	14	.261
03/22/21	XAVIER	33	7	9	6	2	1	1	16	4	1	2	0	2	0	1	0	7	27	13	0	9	.262
03/26/21	SAINT LOUIS	33	8	12	6	4	0	0	16	4	0	5	0	2	0	2	1	7	27	10	0	9	.267
03/27/21	SAINT LOUIS	36	8	15	8	1	0	4	28	2	0	1	2	0	0	0	1	7	27	8	1	6	.275
03/28/21	SAINT LOUIS	33	6	7	5	2	0	0	9	2	0	1	0	3	1	1	0	11	27	6	0	7	.272
03/30/21	LOUISVILLE	43	13	14	13	1	0	4	27	6	0	1	0	1	0	0	0	10	30	11	0	10	.275
*04/01/21	at East Carolina	34	4	8	4	1	0	0	9	1	0	2	0	0	1	0	0	12	24	11	1	5	.274
*04/02/21	at East Carolina	32	0	4	0	0	0	0	4	3	0	0	0	1	0	0	0	16	24	10	2	9	.268
*04/03/21	at East Carolina	30	3	9	3	2	0	0	11	4	0	2	0	1	0	0	0	7	18	6	0	12	.269
*04/03/21	at East Carolina	32	0	6	0	0	0	0	6	1	0	0	0	0	0	0	1	11	24	7	0	6	.266
*04/09/21	UCF	38	6	11	6	2	0	3	22	1	0	3	0	4	0	0	0	8	27	17	0	10	.267
*04/09/21	UCF	31	2	6	2	2	0	0	8	1	0	2	1	0	0	0	0	9	27	12	1	6	.264
*04/10/21	UCF	38	10	12	8	2	2	1	21	10	0	3	1	1	0	0	1	10	27	13	2	12	.266
*04/11/21	UCF	34	10	13	10	3	0	2	22	6	2	0	0	1	0	1	1	7	27	14	1	8	.270
*04/16/21	at Memphis	34	10	11	9	1	0	2	18	12	0	0	2	2	0	2	0	10	27	6	2	13	.272
*04/16/21	at Memphis	40	11	15	11	3	0	1	21	7	0	4	0	1	0	1	0	9	27	8	0	11	.276
*04/17/21	at Memphis	40	5	12	5	2	0	0	14	1	0	2	0	0	0	0	0	7	24	11	1	9	.277
*04/18/21	at Memphis	34	8	9	7	1	0	4	22	3	0	1	1	1	1	0	0	11	27	6	0	4	.276
*04/23/21	WICHITA STATE	35	6	11	6	1	1	2	20	3	0	1	0	1	0	0	1	6	27	9	1	9	.278
*04/23/21	WICHITA STATE	33	12	15	12	3	0	2	24	3	0	2	0	2	1	0	0	7	21	7	2	8	.282
*04/24/21	WICHITA STATE	31	1	6	1	0	0	0	6	2	0	0	0	1	1	0	1	9	27	13	1	9	.280
*04/25/21	WICHITA STATE	32	6	10	6	2	0	2	18	4	0	5	0	0	1	0	0	9	27	13	0	7	.281
*04/30/21	at South Florida	34	2	7	2	1	0	0	8	5	0	2	0	0	0	0	0	10	24	10	0	10	.279
*04/30/21	at South Florida	32	5	7	4	1	0	0	8	2	0	2	0	3	1	0	0	9	27	11	0	6	.278
*05/01/21	at South Florida	38	3	12	3	2	1	0	16	4	0	1	0	0	0	0	0	9	24	10	2	12	.279
*05/02/21	at South Florida	37	6	9	4	2	0	0	11	3	0	0	0	3	0	0	1	8	27	10	0	10	.278
*05/07/21	at Houston	35	7	10	7	2	0	2	18	4	0	0	1	1	0	0	0	7	27	9	0	6	.278
*05/07/21	at Houston	38	7	11	3	6	0	0	17	6	0	3	0	1	0	0	1	8	27	9	0	11	.278
*05/08/21	at Houston	38	5	12	5	1	1	2	21	2	0	0	0	0	0	0	2	8	25	7	0	8	.279
*05/09/21	at Houston	38	10	14	10	5	1	1	24	8	0	0	0	1	0	2	0	6	27	7	1	12	.281
*05/14/21	EAST CAROLINA	31	4	7	4	2	0	0	9	3	0	0	0	2	0	1	1	10	27	11	1	6	.280
*05/14/21	EAST CAROLINA	32	7	6	6	2	0	0	8	9	0	1	0	4	0	1	2	8	30	14	0	11	.278
*05/15/21	EAST CAROLINA	35	6	9	6	1	1	0	12	3	0	0	2	2	0	0	0	10	27	16	1	7	.278
*05/16/21	EAST CAROLINA	30	2	3	2	0	0	1	6	4	0	0	0	0	0	0	0	7	27	7	0	5	.275
*05/20/21	TULANE	36	10	13	10	1	0	4	26	4	0	1	0	0	0	0	1	8	27	10	4	6	.277
*05/20/21	TULANE	39	11	16	9	4	2	1	27	3	0	2	0	1	0	0	0	10	27	13	0	8	.280
*05/21/21	TULANE	31	11	11	8	2	0	2	19	3	0	5	0	0	0	0	0	7	21	7	0	5	.281
*05/22/21	TULANE	39	13	16	9	4	0	0	20	5	0	4	1	1	0	0	1	8	27	7	0	8	.284
*Oct 12	CLEMSON	20	10	8	10	2	0	3	19	2	0	0	0	0	0	0	0	2	15	2	3	0	.285
Totals		1868	361	532	325	97	15	66	857	221	4	80	19	51	12	21	20	473	1403	516	45	421	.285

**2021 Cincinnati Baseball**  
**Team Game-by-Game for Cincinnati (as of Jan 12, 2022)**  
**Pitching (All games)**

Date	Opponent	ip	h	r	er	bb	so	2b	3b	hr	wp	bk	hbp	dp	ibb	score	w-l	sv	era
02/19/21	at Clemson	8.0	10	5	5	6	6	2	0	1	1	0	2	2	0	0-5	0-1	0	5.62
02/20/21	at Clemson	8.0	6	5	5	6	2	1	0	0	0	0	0	2	0	2-5	0-2	0	5.62
02/21/21	at Clemson	9.0	11	8	8	1	7	1	0	3	1	0	2	1	0	7-8	0-3	0	6.48
02/26/21	at WKU	11.1	5	5	4	11	14	1	0	0	1	0	5	1	2	4-5	0-4	0	5.45
02/27/21	at WKU	8.2	7	5	5	6	7	2	0	1	1	0	1	0	1	4-5	0-5	0	5.40
02/27/21	at WKU	9.0	8	3	3	4	15	4	0	1	1	0	3	2	0	11-3	1-5	0	5.00
03/04/21	at UNCW	8.0	12	14	13	6	9	2	0	3	3	0	1	0	0	10-14	1-6	0	6.24
03/05/21	at UNCW	9.0	7	4	3	2	9	1	0	1	0	0	0	1	0	7-4	2-6	1	5.83
03/06/21	at UNCW	9.0	7	4	3	3	9	1	0	0	0	2	1	2	0	5-4	3-6	2	5.51
03/07/21	at UNCW	8.1	6	9	6	9	11	1	0	2	0	0	2	3	1	8-9	3-7	2	5.60
03/12/21	WESTERN MICHIGAN	9.0	8	1	1	0	9	4	0	0	0	0	0	0	0	5-1	4-7	2	5.18
03/13/21	WESTERN MICHIGAN	9.0	5	5	5	8	8	1	1	1	0	0	3	1	0	7-5	5-7	3	5.16
03/14/21	WESTERN MICHIGAN	9.0	6	4	3	4	14	4	0	1	1	0	2	1	0	5-4	6-7	4	4.99
03/19/21	XAVIER	9.0	7	2	1	3	5	0	0	1	0	0	1	2	0	1-2	6-8	4	4.71
03/20/21	at Xavier	9.0	10	7	6	5	12	3	0	1	0	0	0	1	0	22-7	7-8	4	4.79
03/21/21	at Xavier	8.0	12	16	11	8	8	2	0	4	3	0	2	0	1	8-16	7-9	4	5.22
03/22/21	XAVIER	9.0	4	2	2	4	9	1	0	0	1	0	1	1	0	7-2	8-9	4	5.03
03/26/21	SAINT LOUIS	9.0	9	4	4	4	8	1	1	3	0	0	0	1	0	8-4	9-9	4	4.97
03/27/21	SAINT LOUIS	9.0	10	5	4	8	10	2	0	0	1	0	1	0	0	8-5	10-9	4	4.92
03/28/21	SAINT LOUIS	9.0	17	21	21	11	12	3	0	0	3	0	9	1	0	6-21	10-10	4	5.73
03/30/21	LOUISVILLE	10.0	15	12	12	7	7	6	1	1	1	0	6	1	0	13-12	11-10	4	6.01
*04/01/21	at East Carolina	8.0	11	5	5	4	6	2	0	1	2	0	0	2	0	4-5	11-11	4	5.99
*04/02/21	at East Carolina	8.0	7	7	6	5	7	1	0	0	1	0	1	1	0	0-7	11-12	4	6.02
*04/03/21	at East Carolina	6.0	7	13	13	9	7	2	1	1	1	1	1	2	0	3-13	11-13	4	6.41
*04/03/21	at East Carolina	8.0	11	2	2	1	10	2	0	0	0	0	0	1	0	0-2	11-14	4	6.25
*04/09/21	UCF	9.0	11	8	8	6	6	4	1	0	1	0	0	1	0	6-8	11-15	4	6.32
*04/09/21	UCF	9.0	3	1	1	5	10	0	0	1	0	0	2	0	0	2-1	12-15	5	6.12
*04/10/21	UCF	9.0	14	20	20	20	8	4	0	2	3	1	4	3	0	10-20	12-16	5	6.63
*04/11/21	UCF	9.0	7	6	6	5	10	3	0	1	1	0	3	0	0	10-6	13-16	5	6.61
*04/16/21	at Memphis	9.0	10	6	4	5	8	2	0	2	1	0	0	0	0	10-6	14-16	5	6.52
*04/16/21	at Memphis	9.0	4	3	3	3	7	1	0	2	0	0	2	0	0	11-3	15-16	5	6.40
*04/17/21	at Memphis	8.0	6	7	7	6	9	1	0	1	5	1	6	1	1	5-7	15-17	5	6.44
*04/18/21	at Memphis	9.0	8	4	4	3	9	3	0	0	2	0	0	1	0	8-4	16-17	6	6.37
*04/23/21	WICHITA STATE	9.0	4	0	0	4	11	0	0	0	0	0	1	2	0	6-0	17-17	6	6.17
*04/23/21	WICHITA STATE	7.0	6	2	2	0	5	4	0	0	0	0	1	0	0	12-2	18-17	6	6.09
*04/24/21	WICHITA STATE	9.0	10	6	5	5	8	5	0	0	0	0	0	2	0	1-6	18-18	6	6.06
*04/25/21	WICHITA STATE	9.0	6	5	5	4	8	1	0	1	1	0	0	0	0	6-5	19-18	6	6.03
*04/30/21	at South Florida	8.0	10	4	4	1	11	1	1	0	0	0	0	1	0	2-4	19-19	6	5.99
*04/30/21	at South Florida	9.0	10	3	3	3	10	4	0	1	2	1	3	1	0	5-3	20-19	7	5.91
*05/01/21	at South Florida	8.0	12	12	12	6	10	5	0	0	0	0	3	0	0	3-12	20-20	7	6.09
*05/02/21	at South Florida	9.0	8	4	4	4	5	1	0	1	1	0	3	0	0	6-4	21-20	7	6.04
*05/07/21	at Houston	9.0	10	2	2	2	3	3	0	0	0	0	1	1	0	7-2	22-20	7	5.94
*05/07/21	at Houston	9.0	4	0	0	3	4	0	1	0	0	0	0	2	0	7-0	23-20	7	5.79
*05/08/21	at Houston	8.1	12	6	6	4	10	1	0	2	1	0	2	0	1	5-6	23-21	7	5.81
*05/09/21	at Houston	9.0	6	3	3	3	8	1	0	1	1	0	1	0	0	10-3	24-21	8	5.74
*05/14/21	EAST CAROLINA	9.0	12	8	5	1	3	1	0	1	0	0	1	0	0	4-8	24-22	8	5.73
*05/14/21	EAST CAROLINA	10.0	11	6	4	1	6	3	0	0	2	0	1	1	0	7-6	25-22	8	5.68
*05/15/21	EAST CAROLINA	9.0	10	7	7	3	3	2	0	0	2	0	2	2	0	6-7	25-23	8	5.70
*05/16/21	EAST CAROLINA	9.0	10	5	5	3	5	2	0	1	0	0	0	0	0	2-5	25-24	8	5.69
*05/20/21	TULANE	9.0	10	6	4	2	8	1	1	3	0	1	1	0	0	10-6	26-24	8	5.65
*05/20/21	TULANE	9.0	11	8	8	7	4	4	0	0	1	1	0	2	0	11-8	27-24	8	5.70
*05/21/21	TULANE	7.0	2	1	1	3	10	1	0	0	0	0	1	0	0	11-1	28-24	8	5.63
*05/22/21	TULANE	9.0	15	12	12	6	4	3	0	1	2	0	3	0	0	13-12	29-24	9	5.76
*Oct 12	CLEMSON	5.0	10	12	5	2	11	3	1	2	0	0	0	0	0	10-12	29-25	9	5.79
Totals		467.2	470	335	301	255	435	114	9	49	48	8	85	49	7	361-335	29-25	9	5.79

### 2021 Cincinnati Baseball Games Summary for Cincinnati (as of Jan 12, 2022) (All games)

Score by innings	1	2	3	4	5	6	7	8	9	EX	Total
Cincinnati	39	49	32	36	61	59	36	27	17	5	361
Opponents	34	41	32	47	42	32	46	24	32	5	335

**Record when ...**

Overall	29-25	After 6 leading	24-5
Conference	18-15	..... trailing	2-19
Non-Conference	11-10	..... tied	3-0
Home games	17-9	After 7 leading	25-1
Away games	12-16	..... trailing	0-21
Neutral site	0-0	..... tied	2-1
Day games	26-25	After 8 leading	24-0
Night games	3-0	..... trailing	1-19
vs Left starter	5-7	..... tied	2-4
vs Right starter	24-18		
1-Run games	7-8	Hit 0 home runs	9-14
2-Run games	3-5	... 1 home run	6-6
5+Run games	10-8	... 2+ home runs	14-5
Extra innings	2-2		
Shutouts	2-3	Opponent 0 home runs	12-10
		..... 1 home run	13-8
Scoring 0-2 runs	1-8	..... 2+ HRs	4-7
..... 3-5 runs	4-8		
..... 6-9 runs	12-6	Made 0 errors	17-9
..... 10+ runs	12-3	.... 1 error	7-9
		.... 2+ errors	5-7
Opponent 0-2 runs	8-2		
..... 3-5 runs	13-7	Opp. made 0 errors	3-10
..... 6-9 runs	6-9	..... 1 error	11-9
..... 10+ runs	2-7	..... 2+ errors	15-6
Scored in 1st inning	14-7	Out-hit opponent	23-6
Opp. scored in 1st	8-10	Out-hit by opponent	4-16
Scores first	20-9	Hits are tied	2-3
Opp. scores first	9-16		

**Record when team scores:**

Runs	0	1	2	3	4	5	6	7	8	9	10+
W-L	0-3	0-2	1-3	0-2	0-4	4-2	3-3	6-1	3-2	0-0	12-3

**Record when opponent scores:**

Runs	0	1	2	3	4	5	6	7	8	9	10+
W-L	2-0	3-0	3-2	4-0	6-1	3-6	4-2	1-3	1-3	0-1	2-7

**Record when leading after:**

Inn.	1	2	3	4	5	6	7	8
W-L	12-4	14-5	18-7	19-8	21-7	24-5	25-1	24-0

**Record when trailing after:**

Inn.	1	2	3	4	5	6	7	8
W-L	4-8	8-13	6-11	6-13	4-17	2-19	0-21	1-19

**Record when tied after:**

Inn.	1	2	3	4	5	6	7	8
W-L	13-13	7-7	5-7	4-4	4-0	3-0	2-1	2-4

Current losing streak: 1

Longest winning streak: 4

Longest losing streak: 5

Home attendance : 10866 ( 25 dates avg = 434 )

Away attendance : 11611 ( 25 dates avg = 464 )

Total attendance: 22477 ( 50 dates avg = 449 )



**2021 Cincinnati Baseball  
Season Game Highs for Cincinnati (as of Jan 12, 2022)  
(All games)**

**TEAM GAME HIGHS**

**Batting**

At bats:	46	-	at Xavier (03/20/21)
Runs scored:	22	-	at Xavier (03/20/21)
Hits:	20	-	at Xavier (03/20/21)
RBI's:	21	-	at Xavier (03/20/21)
Doubles:	6	-	at Houston (05/07/21)
triples:	2	-	at WKU (02/27/21)
	2	-	vs UCF (04/10/21)
	2	-	vs Tulane (05/20/21)
Home runs:	5	-	at Xavier (03/20/21)
Total bases:	36	-	at Xavier (03/20/21)
Walks:	12	-	at Memphis (04/16/21)
Strikeouts:	16	-	at East Carolina (04/02/21)
Sac hits:	1	-	(12 times )
Sac flies:	2	-	(4 times )
Stolen bases:	5	-	(4 times )
Hit by pitch:	4	-	vs UCF (04/09/21)
	4	-	vs East Carolina (05/14/21)
Caught stealing:	2	-	(4 times )
Runners LOB:	14	-	at Xavier (03/21/21)
Hit into DP:	2	-	at Houston (05/08/21)
	2	-	vs East Carolina (05/14/21)
	2	-	vs East Carolina (05/14/21)

**Fielding**

Putouts:	34	-	at WKU (02/26/21)
Assists:	17	-	vs UCF (04/09/21)
Errors:	4	-	vs Tulane (05/20/21)
Passed balls:	1	-	(6 times )
DP's turned:	3	-	at UNCW (03/07/21)
	3	-	vs UCF (04/10/21)

**Pitching**

Innings pitched:	11.1	-	at WKU (02/26/21)
Runs allowed:	21	-	vs Saint Louis (03/28/21)
Earned runs:	21	-	vs Saint Louis (03/28/21)
Walks allowed:	20	-	vs UCF (04/10/21)
Strikeouts:	15	-	at WKU (02/27/21)
Hits allowed:	17	-	vs Saint Louis (03/28/21)
Doubles allowed:	6	-	vs Louisville (03/30/21)
Triples allowed:	1	-	(9 times )
Homers allowed:	4	-	at Xavier (03/21/21)
Wild pitches:	5	-	at Memphis (04/17/21)
Hit batters:	9	-	vs Saint Louis (03/28/21)

**2021 Cincinnati Baseball**  
**Season Game Highs for Cincinnati (as of Jan 12, 2022)**  
**(All games)**

INDIVIDUAL GAME HIGHS

Batting

At bats:	6	- (10 times )
Runs scored:	4	- HARTING, Cole at Xavier (03/20/21)
	4	- HOLEN, Tanner at Xavier (03/20/21)
Hits:	6	- HARTING, Cole at Xavier (03/20/21)
RBIs:	7	- KOMISTEK, Paul at Xavier (03/20/21)
Doubles:	3	- MERCER, Jace at Houston (05/09/21)
Triples:	1	- (15 times )
Home runs:	2	- (4 times )
Total bases:	13	- HARTING, Cole at Xavier (03/20/21)
Walks:	4	- MERRITT, Griffin vs Louisville (03/30/21)
Strikeouts:	4	- (4 times )
Sac hits:	1	- (12 times )
Sac flies:	2	- NICHOLSON, Ryan vs Western Michigan (03/13/21)
Stolen bases:	3	- MERCER, Jace at Memphis (04/16/21)
Hit by pitch:	2	- BELLINI, Joey vs Saint Louis (03/26/21)
	2	- MERCER, Jace vs UCF (04/09/21)
	2	- HOLEN, Tanner vs Wichita State (04/23/21)
Caught stealing:	1	- (19 times )
Runners LOB:	6	- (5 times )

Fielding

Putouts:	16	- SCHELER, Cam at WKU (02/27/21)
Assists:	7	- MERCER, Jace vs East Carolina (05/15/21)
Errors:	2	- (6 times )
Passed balls:	1	- (6 times )

Pitching

Innings pitched:	9.0	- SCHOENLE, Garrett at Houston (05/07/21)
Runs allowed:	12	- HARTING, Cole vs Clemson (Oct 12, 2021)
Earned runs:	8	- SEGAL, Zach vs UCF (04/09/21)
	8	- MOORE, Nathan at South Florida (05/01/21)
Walks allowed:	6	- MCCARTHY, Dean vs Western Michigan (03/13/21)
Strikeouts:	11	- SCHOENLE, Garrett at UNCW (03/07/21)
	11	- HARTING, Cole vs Clemson (Oct 12, 2021)
Hits allowed:	11	- SEGAL, Zach vs East Carolina (05/14/21)
Doubles allowed:	4	- SEGAL, Zach vs Wichita State (04/23/21)
Triples allowed:	1	- (9 times )
Homers allowed:	3	- SCHOENLE, Garrett at Clemson (02/21/21)
Wild pitches:	3	- MCCARTHY, Dean at Memphis (04/17/21)
Hit batters:	5	- KEATHLEY, Beau at Memphis (04/17/21)

## 2021 Cincinnati Baseball Batting Leaders for Cincinnati (as of Jan 12, 2022) (All games)

Hitting minimums - 1 Games 75% of Games 3.0 TPA/Game  
Pitching minimums - 1 Games 1.0 IP/Game

<b>Batting avg</b>		<b>Slugging pct</b>		<b>On base pct</b>	
1. 32 KOMISTEK, Paul	.355	1. 32 KOMISTEK, Paul	.574	1. 3 MERCER, Jace	.450
2. 3 MERCER, Jace	.352	2. 3 MERCER, Jace	.563	2. 32 KOMISTEK, Paul	.446
3. 2 BELLINI, Joey	.299	3. 40 HARTING, Cole	.529	3. 44 NICHOLSON, Ryan	.378
4. 10 SANTIAGO, Eric	.295	4. 8 MERRITT, Griffin	.522	4. 8 MERRITT, Griffin	.370
5. 40 HARTING, Cole	.289	5. 10 SANTIAGO, Eric	.465	5. 40 HARTING, Cole	.365
<b>Runs scored</b>		<b>Hits</b>		<b>Runs batted in</b>	
1. 40 HARTING, Cole	47	1. 3 MERCER, Jace	70	1. 2 BELLINI, Joey	44
2. 10 SANTIAGO, Eric	43	2. 2 BELLINI, Joey	67	2. 32 KOMISTEK, Paul	42
3. 3 MERCER, Jace	41	3. 10 SANTIAGO, Eric	64	3. 8 MERRITT, Griffin	38
4. 8 MERRITT, Griffin	38	4. 40 HARTING, Cole	59	4. 40 HARTING, Cole	33
5. 2 BELLINI, Joey	36	5. 32 KOMISTEK, Paul	55	5. 3 MERCER, Jace	32
<b>Doubles</b>		<b>Triples</b>		<b>Home runs</b>	
1. 10 SANTIAGO, Eric	16	1. 40 HARTING, Cole	4	1. 40 HARTING, Cole	10
2. 2 BELLINI, Joey	12	2. 8 MERRITT, Griffin	2	8 MERRITT, Griffin	10
3. 40 HARTING, Cole	11	21 MURRAY, Jake	2	3. 3 MERCER, Jace	9
3 MERCER, Jace	11	3 MERCER, Jace	2	4. 32 KOMISTEK, Paul	8
5. 2 tied at.....	10	5. 5 tied at.....	1	5. 10 SANTIAGO, Eric	7
<b>Total bases</b>		<b>Walks</b>		<b>Hit by pitch</b>	
1. 3 MERCER, Jace	112	1. 44 NICHOLSON, Ryan	26	1. 3 MERCER, Jace	11
2. 40 HARTING, Cole	108	3 MERCER, Jace	26	2. 26 HOLEN, Tanner	9
3. 10 SANTIAGO, Eric	101	3. 40 HARTING, Cole	23	3. 8 MERRITT, Griffin	6
4. 8 MERRITT, Griffin	94	4. 8 MERRITT, Griffin	22	32 KOMISTEK, Paul	6
5. 2 BELLINI, Joey	90	5. 32 KOMISTEK, Paul	21	5. 14 STAPP, Wyatt	5
<b>Sac bunts</b>		<b>Sac flies</b>		<b>Stolen bases</b>	
1. 21 MURRAY, Jake	2	1. 44 NICHOLSON, Ryan	5	1. 3 MERCER, Jace	22
3 MERCER, Jace	2	2. 8 MERRITT, Griffin	3	2. 40 HARTING, Cole	15
29 HANSEN, Jake	2	3. 4 tied at.....	2	3. 10 SANTIAGO, Eric	9
2 BELLINI, Joey	2			4. 4 tied at.....	5
5. 4 tied at.....	1				
<b>Caught stealing</b>		<b>Steal attempts</b>		<b>Stolen base pct</b>	
1. 3 MERCER, Jace	4	1. 3 MERCER, Jace	26	1. 44 NICHOLSON, Ryan	1.000
2. 10 SANTIAGO, Eric	3	2. 40 HARTING, Cole	17	2. 40 HARTING, Cole	.882
3. 4 tied at.....	2	3. 10 SANTIAGO, Eric	12	3. 3 MERCER, Jace	.846
		4. 29 HANSEN, Jake	7	4. 10 SANTIAGO, Eric	.750
		8 MERRITT, Griffin	7	5. 8 MERRITT, Griffin	.714
<b>Strikeouts</b>		<b>Grounded into DP</b>		<b>Total plate appearances</b>	
1. 40 HARTING, Cole	65	1. 2 BELLINI, Joey	4	1. 2 BELLINI, Joey	245
2. 8 MERRITT, Griffin	55	8 MERRITT, Griffin	4	2. 3 MERCER, Jace	240
3. 32 KOMISTEK, Paul	47	3. 3 MERCER, Jace	3	3. 10 SANTIAGO, Eric	236
3 MERCER, Jace	47	40 HARTING, Cole	3	4. 40 HARTING, Cole	233
5. 15 POWELL, Joe	39	5. 2 tied at.....	2	5. 8 MERRITT, Griffin	211
<b>At bats</b>		<b>Games played</b>		<b>Game starts</b>	
1. 2 BELLINI, Joey	224	1. 2 BELLINI, Joey	52	1. 2 BELLINI, Joey	52
2. 10 SANTIAGO, Eric	217	10 SANTIAGO, Eric	52	2. 10 SANTIAGO, Eric	51
3. 40 HARTING, Cole	204	3. 40 HARTING, Cole	51	3 MERCER, Jace	51
4. 3 MERCER, Jace	199	3 MERCER, Jace	51	4. 40 HARTING, Cole	49
5. 8 MERRITT, Griffin	180	5. 8 MERRITT, Griffin	50	8 MERRITT, Griffin	49
<b>Games as sub</b>					
1. 38 HEGEMANN, Josh	17				
2. 29 HANSEN, Jake	10				
3. 21 MURRAY, Jake	8				
4. 5 SCHELER, Cam	6				
5. 3 tied at.....	5				

## 2021 STATISTICS

## 2021 Cincinnati Baseball Pitching Leaders for Cincinnati (as of Jan 12, 2022) (All games)

Hitting minimums - 1 Games 75% of Games 3.0 TPA/Game  
Pitching minimums - 1 Games 1.0 IP/Game

<b>Earned run avg</b>		<b>Opposing bat avg</b>		<b>Won-loss pct</b>	
1. 11 SCHOENLE, Garrett	3.97	1. 46 MCCARTHY, Dean	.237	1. 11 SCHOENLE, Garrett	.667
2. 43 SEGAL, Zach	4.64	2. 11 SCHOENLE, Garrett	.268	2. 43 SEGAL, Zach	.625
3. 46 MCCARTHY, Dean	5.10	3. 43 SEGAL, Zach	.272	3. 46 MCCARTHY, Dean	.571
<b>Wins</b>		<b>Losses</b>		<b>Saves</b>	
1. 11 SCHOENLE, Garrett	6	1. 6 tied at.....	3	1. 46 MCCARTHY, Dean	3
2. 43 SEGAL, Zach	5			2. 43 SEGAL, Zach	2
3. 25 WADE, Jalen	4			18 BERGMANN, Max	2
46 MCCARTHY, Dean	4			4. 9 KEATHLEY, Beau	1
5. 6 SHAWVER, Evan	3			0 KEMP, Evan	1
<b>Innings pitched</b>		<b>Batters struck out</b>		<b>Appearances</b>	
1. 11 SCHOENLE, Garrett	70.1	1. 11 SCHOENLE, Garrett	82	1. 20 MURPHY, Jackson	20
2. 43 SEGAL, Zach	66.0	2. 46 MCCARTHY, Dean	68	2. 43 SEGAL, Zach	17
3. 46 MCCARTHY, Dean	60.0	3. 6 SHAWVER, Evan	49	46 MCCARTHY, Dean	17
		4. 43 SEGAL, Zach	41	9 KEATHLEY, Beau	17
		5. 9 KEATHLEY, Beau	40	5. 31 MOORE, Nathan	16
<b>Games started</b>		<b>Games finished</b>		<b>Games in relief</b>	
1. 11 SCHOENLE, Garrett	14	1. 46 MCCARTHY, Dean	10	1. 20 MURPHY, Jackson	20
2. 6 SHAWVER, Evan	9	2. 9 KEATHLEY, Beau	7	2. 31 MOORE, Nathan	16
3. 25 WADE, Jalen	8	43 SEGAL, Zach	7	3. 18 BERGMANN, Max	15
43 SEGAL, Zach	8	4. 3 tied at.....	6	4. 9 KEATHLEY, Beau	13
5. 46 MCCARTHY, Dean	7			5. 2 tied at.....	10
<b>Wild pitches</b>		<b>Balks</b>		<b>Hit batters</b>	
1. 46 MCCARTHY, Dean	8	1. 46 MCCARTHY, Dean	4	1. 9 KEATHLEY, Beau	15
2. 43 SEGAL, Zach	6	2. 41 BRADBURY, Aiden	2	2. 18 BERGMANN, Max	8
3. 9 KEATHLEY, Beau	5	3. 20 MURPHY, Jackson	1	46 MCCARTHY, Dean	8
19 BATCHO, Drake	5	43 SEGAL, Zach	1	11 SCHOENLE, Garrett	8
5. 6 SHAWVER, Evan	4			20 MURPHY, Jackson	8
<b>Intentional BB allowed</b>		<b>Runners picked off</b>		<b>Batters SO out looking</b>	
1. 43 SEGAL, Zach	2	1. 46 MCCARTHY, Dean	3	1. 11 SCHOENLE, Garrett	22
2. 5 tied at.....	1	2. 15 POWELL, Joe	2	2. 43 SEGAL, Zach	14
		3. 11 SCHOENLE, Garrett	1	6 SHAWVER, Evan	14
				4. 46 MCCARTHY, Dean	13
				5. 9 KEATHLEY, Beau	12
<b>Sac bunts allowed</b>		<b>Sac flies allowed</b>		<b>Hits allowed</b>	
1. 43 SEGAL, Zach	7	1. 25 WADE, Jalen	3	1. 46 MCCARTHY, Dean	53
2. 46 MCCARTHY, Dean	5	46 MCCARTHY, Dean	3	2. 43 SEGAL, Zach	68
3. 6 SHAWVER, Evan	3	18 BERGMANN, Max	3	3. 11 SCHOENLE, Garrett	74
25 WADE, Jalen	3	4. 5 tied at.....	2		
5. 2 tied at.....	2				
<b>Runs allowed</b>		<b>Earned runs allowed</b>		<b>Walks allowed</b>	
1. 43 SEGAL, Zach	34	1. 11 SCHOENLE, Garrett	31	1. 11 SCHOENLE, Garrett	22
2. 11 SCHOENLE, Garrett	37	2. 46 MCCARTHY, Dean	34	2. 43 SEGAL, Zach	24
3. 46 MCCARTHY, Dean	39	43 SEGAL, Zach	34	3. 46 MCCARTHY, Dean	33
<b>Doubles allowed</b>		<b>Triples allowed</b>		<b>Home runs allowed</b>	
1. 46 MCCARTHY, Dean	16	1. 11 SCHOENLE, Garrett	0	1. 46 MCCARTHY, Dean	4
2. 11 SCHOENLE, Garrett	17	46 MCCARTHY, Dean	0	43 SEGAL, Zach	4
3. 43 SEGAL, Zach	20	3. 43 SEGAL, Zach	2	3. 11 SCHOENLE, Garrett	8



# **2021 Cincinnati Baseball** **Batting Analysis for Cincinnati (as of Jan 12, 2022)** **(All games Sorted by Player Name)**

Player	vs left			vs right			w/runners			w/bases empty			w/bases loaded			as leadoff			fly	gnd	fly/
	h	ab	avg	h	ab	avg	h	ab	avg	h	ab	avg	h	ab	avg	rch	ops	pct	out	out	gnd
19 BATCHO, Drake	0	0	---	2	2	1.000	0	0	---	2	2	1.000	0	0	---	1	1	1.000	0	0	0.0
2 BELLINI, Joey	19	55	.345	48	169	.284	39	123	.317	28	101	.277	3	11	.273	14	36	.389	65	55	1.2
18 BERGMANN, Max	0	0	---	2	3	.667	1	2	.500	1	1	1.000	1	1	1.000	1	1	1.000	0	0	0.0
41 BRADBURY, Aiden	0	0	---	2	3	.667	1	1	1.000	1	2	.500	0	0	---	0	0	---	0	0	0.0
16 BREMNER, Dondrae	0	8	.000	6	23	.261	3	18	.167	3	13	.231	0	4	.000	3	5	.600	8	1	8.0
28 CROSS, Kerrington	0	0	---	0	1	.000	0	0	---	0	1	.000	0	0	---	0	1	.000	1	0	99.9
33 GEESAMAN, Wyatt	0	0	---	0	2	.000	0	0	---	0	2	.000	0	0	---	0	0	---	0	2	0.0
13 GUZMAN, Jose	0	0	---	0	2	.000	0	0	---	0	2	.000	0	0	---	0	0	---	2	0	99.9
45 HAINES, Colby	0	0	---	0	1	.000	0	0	---	0	1	.000	0	0	---	0	0	---	1	0	99.9
29 HANSEN, Jake	5	10	.500	8	51	.157	11	37	.297	2	24	.083	1	3	.333	2	9	.222	14	15	0.9
40 HARTING, Cole	15	52	.288	44	152	.289	24	79	.304	35	125	.280	0	4	.000	32	85	.376	38	39	1.0
38 HEGEMANN, Josh	0	1	.000	0	2	.000	0	2	.000	0	1	.000	0	1	.000	1	1	1.000	1	2	0.5
26 HOLEN, Tanner	5	16	.313	15	50	.300	12	35	.343	8	31	.258	2	6	.333	12	24	.500	16	19	0.8
32 KOMISTEK, Paul	16	42	.381	39	113	.345	34	86	.395	21	69	.304	2	4	.500	15	38	.395	30	21	1.4
24 MCLAUGHLIN, Sean	0	1	.000	0	1	.000	0	1	.000	0	1	.000	0	0	---	0	1	.000	0	1	0.0
3 MERCER, Jace	20	51	.392	50	148	.338	31	90	.344	39	109	.358	1	2	.500	12	35	.343	43	42	1.0
8 MERRITT, Griffin	13	46	.283	37	134	.276	24	92	.261	26	88	.295	1	9	.111	20	44	.455	33	38	0.9
21 MURRAY, Jake	7	21	.333	9	65	.138	5	39	.128	11	47	.234	1	2	.500	3	21	.143	16	21	0.8
44 NICHOLSON, Ryan	12	47	.255	31	108	.287	20	72	.278	23	83	.277	2	4	.500	16	39	.410	49	35	1.4
15 POWELL, Joe	5	26	.192	18	79	.228	10	51	.196	13	54	.241	2	4	.500	12	27	.444	22	22	1.0
10 SANTIAGO, Eric	13	47	.277	51	170	.300	31	109	.284	33	108	.306	0	5	.000	22	64	.344	79	42	1.9
5 SCHELER, Cam	0	5	.000	1	13	.077	0	9	.000	1	9	.111	0	0	---	2	6	.333	1	4	0.2
14 STAPP, Wyatt	10	39	.256	29	109	.266	24	69	.348	15	79	.190	1	3	.333	9	29	.310	48	33	1.5
Totals	140	467	.300	392	1401	.280	270	915	.295	262	953	.275	17	63	.270	177	467	.379	467	392	1.2
Opponents	199	776	.256	271	996	.272	247	893	.277	223	879	.254	17	68	.250	174	470	.370	446	436	1.0

Player	pinch hitting			w/runners in scoring pos			w/runner on 3rd and LT 2 out			with 2 outs			success adv runners			2- out	rnrs adv	rnrs w/out	rnrs lob	rch err	rch fc	kl
	h	ab	avg	h	ab	avg	rbi	ops	pct	h	ab	avg	adv	ops	pct	rbi	w/out					
19 BATCHO, Drake	0	0	---	0	0	---	0	0	---	0	0	---	1	1	1.000	0	0	0	0	0	0	0
2 BELLINI, Joey	0	0	---	28	84	.333	17	25	.680	18	74	.243	68	131	.519	11	21	52	8	10	8	8
18 BERGMANN, Max	0	0	---	1	2	.500	2	2	1.000	0	0	---	2	2	1.000	0	1	0	1	0	0	0
41 BRADBURY, Aiden	0	0	---	0	0	---	0	0	---	0	0	---	1	1	1.000	0	0	0	0	0	0	0
16 BREMNER, Dondrae	0	2	.000	2	14	.143	0	1	.000	2	15	.133	6	21	.286	1	0	19	0	0	3	3
28 CROSS, Kerrington	0	0	---	0	0	---	0	0	---	0	0	---	0	0	---	0	0	0	0	0	0	0
33 GEESAMAN, Wyatt	0	0	---	0	0	---	0	0	---	0	0	---	0	0	---	0	0	0	0	0	0	0
13 GUZMAN, Jose	0	0	---	0	0	---	0	0	---	0	2	.000	0	0	---	0	0	0	0	0	0	0
45 HAINES, Colby	0	0	---	0	0	---	0	0	---	0	0	---	0	0	---	0	0	0	0	0	0	0
29 HANSEN, Jake	0	4	.000	10	26	.385	3	5	.600	4	22	.182	18	43	.419	5	6	20	0	1	2	2
40 HARTING, Cole	0	0	---	19	51	.373	7	14	.500	14	46	.304	41	90	.456	10	6	33	5	6	18	18
38 HEGEMANN, Josh	0	0	---	0	1	.000	0	1	.000	0	1	.000	0	2	.000	0	0	3	0	0	0	0
26 HOLEN, Tanner	0	0	---	7	23	.304	4	8	.500	6	14	.429	27	43	.628	2	5	12	2	3	3	3
32 KOMISTEK, Paul	0	2	.000	23	50	.460	9	14	.643	14	44	.318	51	97	.526	12	8	27	4	4	13	13
24 MCLAUGHLIN, Sean	0	0	---	0	0	---	0	0	---	0	0	---	0	1	.000	0	0	0	0	0	0	0
3 MERCER, Jace	0	0	---	16	47	.340	7	10	.700	15	51	.294	63	109	.578	10	19	25	0	3	11	11
8 MERRITT, Griffin	0	1	.000	13	53	.245	9	18	.500	12	57	.211	49	105	.467	11	15	50	7	5	19	19
21 MURRAY, Jake	0	2	.000	3	25	.120	2	5	.400	4	24	.167	19	46	.413	1	9	19	1	2	4	4
44 NICHOLSON, Ryan	0	1	.000	12	44	.273	15	18	.833	10	44	.227	44	86	.512	8	14	27	3	3	9	9
15 POWELL, Joe	0	0	---	4	34	.118	3	5	.600	7	41	.171	17	57	.298	7	3	37	1	0	13	13
10 SANTIAGO, Eric	0	0	---	12	60	.200	8	15	.533	18	71	.254	49	118	.415	10	9	49	2	7	5	5
5 SCHELER, Cam	0	2	.000	0	6	.000	1	3	.333	0	8	.000	2	10	.200	0	2	5	0	0	4	4
14 STAPP, Wyatt	1	1	1.000	15	43	.349	5	9	.556	14	60	.233	36	76	.474	12	10	29	0	2	16	16
Totals	1	15	.067	165	563	.293	92	153	.601	138	574	.240	494	1039	.475	100	128	421	34	46	128	128
Opponents	9	41	.220	163	564	.289	94	159	.591	140	561	.250	488	1047	.466	119	135	422	25	43	123	123

Success Advancing Runners = percentage of times the batter advanced at least one runner during a plate appearance

#Rnrs Adv w/Out = TOTAL number of runners advanced when the player made an out

## 2021 STATISTICS

**2021 Cincinnati Baseball**  
**Pitching Analysis for Cincinnati (as of Jan 12, 2022)**  
**(All games Sorted by Player Name)**

Player	vs left			vs right			w/runners			w/bases empty			vs leadoff			with 2 outs			fly	gnd	fly/
	h	ab	avg	h	ab	avg	h	ab	avg	h	ab	avg	rch	ops	pct	h	ab	avg	out	out	gnd
19 BATCHO, Drake	2	13	.154	4	26	.154	5	25	.200	1	14	.071	7	14	.500	3	12	.250	11	10	1.1
18 BERGMANN, Max	13	43	.302	18	65	.277	17	50	.340	14	58	.241	7	26	.269	14	39	.359	31	30	1.0
41 BRADBURY, Aiden	4	16	.250	8	28	.286	6	18	.333	6	26	.231	7	14	.500	2	13	.154	14	11	1.3
13 GUZMAN, Jose	0	2	.000	0	3	.000	0	5	.000	0	0	---	2	2	1.000	0	2	.000	0	1	0.0
40 HARTING, Cole	5	12	.417	5	15	.333	6	18	.333	4	9	.444	3	5	.600	6	14	.429	2	2	1.0
9 KEATHLEY, Beau	8	41	.195	20	93	.215	20	74	.270	8	60	.133	15	39	.385	11	45	.244	23	45	0.5
0 KEMP, Evan	3	6	.500	4	17	.235	4	14	.286	3	9	.333	5	6	.833	3	9	.333	4	2	2.0
42 LINN, Conner	4	8	.500	16	35	.457	13	29	.448	7	14	.500	4	10	.400	4	10	.400	7	13	0.5
46 MCCARTHY, Dean	8	51	.157	45	173	.260	27	112	.241	26	112	.232	21	56	.375	18	75	.240	48	56	0.9
35 MEYER, Jacob	0	1	.000	6	13	.462	4	10	.400	2	4	.500	1	2	.500	3	6	.500	4	3	1.3
31 MOORE, Nathan	8	28	.286	26	89	.292	20	58	.345	14	59	.237	11	30	.367	5	32	.156	23	37	0.6
20 MURPHY, Jackson	11	38	.289	20	79	.253	13	55	.236	18	62	.290	9	31	.290	9	33	.273	15	40	0.4
17 MURRAY, Nick	0	5	.000	1	2	.500	1	6	.167	0	1	.000	1	2	.500	0	2	.000	2	1	2.0
10 SANTIAGO, Eric	0	0	---	0	0	---	0	0	---	0	0	---	0	0	---	0	0	---	0	0	0.0
11 SCHOENLE, Garrett	15	53	.283	59	223	.265	37	143	.259	37	133	.278	26	72	.361	19	86	.221	73	48	1.5
43 SEGAL, Zach	26	78	.333	42	172	.244	36	113	.319	32	137	.234	18	66	.273	20	80	.250	77	70	1.1
6 SHAWVER, Evan	12	38	.316	26	128	.203	14	75	.187	24	91	.264	18	47	.383	10	48	.208	46	32	1.4
77 SHEA, Alex	1	3	.333	0	2	.000	0	3	.000	1	2	.500	0	1	.000	0	2	.000	1	2	0.5
23 VORE, Ben	0	3	.000	1	4	.250	1	5	.200	0	2	.000	1	2	.500	0	2	.000	0	1	0.0
25 WADE, Jalen	11	46	.239	38	120	.317	23	80	.288	26	86	.302	18	45	.400	13	51	.255	65	32	2.0
Totals	131	485	.270	339	1287	.263	247	893	.277	223	879	.254	174	470	.370	140	561	.250	446	436	1.0
Opponents	169	634	.267	363	1234	.294	270	915	.295	262	953	.275	177	467	.379	138	574	.240	467	392	1.2

Player	ap	gs	ip/app	*h/g	*r/g	*er/g	*bb/g	*so/g	k/bb	*2b/g	*3b/g	*hr/g	*fo/g	*go/g	*bf/g	sba	att	pct
19 BATCHO, Drake	8	3	1.50	4.50	12.00	11.25	16.50	9.00	0.5	1.50	0.00	0.75	8.25	7.50	48.75	8	8	1.000
18 BERGMANN, Max	15	0	1.84	10.08	7.81	7.81	3.90	5.86	1.5	2.60	0.33	1.30	10.08	9.76	42.61	3	4	.750
41 BRADBURY, Aide	10	0	1.13	9.53	11.12	11.12	7.15	6.35	0.9	2.38	0.79	1.59	11.12	8.74	46.85	2	2	1.000
13 GUZMAN, Jose	1	0	2.00	0.00	0.00	0.00	9.00	18.00	2.0	0.00	0.00	0.00	0.00	4.50	40.50	0	0	---
40 HARTING, Cole	1	1	5.00	18.00	21.60	9.00	3.60	19.80	5.5	5.40	1.80	3.60	3.60	3.60	54.00	6	6	1.000
9 KEATHLEY, Beau	17	4	2.27	6.52	5.59	4.89	6.28	9.31	1.5	1.63	0.00	0.70	5.35	10.47	41.90	4	7	.571
0 KEMP, Evan	5	0	1.07	11.81	15.19	15.19	11.81	15.19	1.3	3.38	0.00	3.38	6.75	3.38	55.69	0	0	---
42 LINN, Conner	6	0	1.61	18.62	12.10	12.10	2.79	4.66	1.7	4.66	0.00	0.93	6.52	12.10	46.55	2	3	.667
46 MCCARTHY, Dean	17	7	3.53	7.95	5.85	5.10	4.95	10.20	2.1	2.40	0.00	0.60	7.20	8.40	40.95	3	5	.600
35 MEYER, Jacob	2	0	1.67	16.20	13.50	13.50	10.80	5.40	0.5	5.40	0.00	2.70	10.80	8.10	51.30	0	1	.000
31 MOORE, Nathan	16	0	1.85	10.31	9.40	9.10	5.76	7.28	1.3	2.43	0.30	2.12	6.98	11.22	43.38	5	6	.833
20 MURPHY, Jackson	20	0	1.60	8.72	5.34	2.81	5.34	8.44	1.6	1.41	0.56	0.28	4.22	11.25	41.06	5	7	.714
17 MURRAY, Nick	2	0	1.00	4.50	9.00	9.00	18.00	13.50	0.8	0.00	0.00	0.00	9.00	4.50	49.50	1	1	1.000
10 SANTIAGO, Eric	1	0	0.00	0.00	99.00	99.00	99.00	0.00	0.0	0.00	0.00	0.00	0.00	0.00	99.00	0	0	---
11 SCHOENLE, Garre	14	14	5.02	9.47	4.73	3.97	2.82	10.49	3.7	2.18	0.00	1.02	9.34	6.14	39.67	9	12	.750
43 SEGAL, Zach	17	8	3.88	9.27	4.64	4.64	3.27	5.59	1.7	2.73	0.27	0.55	10.50	9.55	39.55	3	4	.750
6 SHAWVER, Evan	9	9	5.15	7.38	3.11	2.72	3.11	9.52	3.1	1.55	0.00	0.78	8.94	6.22	36.71	1	4	.250
77 SHEA, Alex	2	0	0.67	6.75	0.00	0.00	13.50	6.75	0.5	0.00	0.00	0.00	6.75	13.50	54.00	1	1	1.000
23 VORE, Ben	2	0	0.83	5.40	27.00	27.00	16.20	21.60	1.3	0.00	0.00	0.00	0.00	5.40	64.80	0	0	---
25 WADE, Jalen	12	8	3.61	10.18	7.06	7.06	4.98	4.98	1.0	1.66	0.21	1.04	13.50	6.65	41.54	9	13	.692
Totals	54	54	8.66	9.04	6.45	5.79	4.91	8.37	1.7	2.19	0.17	0.94	8.58	8.39	41.55	56	78	.718
Opponents	54	54	8.62	10.29	6.98	5.69	4.27	9.15	2.1	1.88	0.29	1.28	9.03	7.58	42.11	80	99	.808

\* = average based on 9-inning game

**2021 Cincinnati Baseball**  
**Team Game-by-Game for Cincinnati (as of Jan 12, 2022)**  
**Batting (All games)**

Date	Opponent	Total h/ab	vs Left	vs Right	With Runners	Bases Empty	Bases Loaded	With 2-outs	With RBI-op	Reach as Leadoff	3rd and LT 2out	LOB
02/19/21	at Clemson	2-29	1-13	1-16	0-3	2-26	0-0	2-11	0-0	0-9	0-0	3
02/20/21	at Clemson	7-33	2-8	5-25	1-13	6-20	0-0	1-10	1-8	4-9	0-0	6
02/21/21	at Clemson	10-39	5-11	5-28	7-21	3-18	0-1	3-13	4-13	5-10	1-4	7
02/26/21	at WKU	10-43	1-1	9-42	3-18	7-25	0-0	0-12	0-9	4-12	2-4	8
02/27/21	at WKU	5-33	0-0	5-33	2-11	3-22	0-0	1-10	2-6	2-9	3-4	4
02/27/21	at WKU	14-39	2-3	12-36	7-22	7-17	0-1	1-9	5-15	4-9	2-5	8
03/04/21	at UNCW	13-39	2-2	11-37	6-19	7-20	0-0	1-9	3-8	4-9	1-1	6
03/05/21	at UNCW	6-33	1-10	5-23	2-12	4-21	1-1	4-13	2-6	3-9	0-0	5
03/06/21	at UNCW	10-37	0-0	10-37	5-15	5-22	1-1	4-13	3-10	2-9	2-2	7
03/07/21	at UNCW	11-35	3-7	8-28	3-15	8-20	0-1	4-13	3-10	6-9	1-2	9
03/12/21	WESTERN MICHIGAN	11-30	0-0	11-30	6-15	5-15	0-0	2-9	3-9	3-8	2-3	6
03/13/21	WESTERN MICHIGAN	10-32	0-0	10-32	4-16	6-16	0-1	4-12	1-10	4-8	2-2	8
03/14/21	WESTERN MICHIGAN	6-27	2-7	4-20	3-13	3-14	0-0	4-11	3-9	2-8	2-3	6
03/19/21	XAVIER	3-29	3-24	0-5	0-5	3-24	0-0	0-9	0-2	2-9	0-0	3
03/20/21	at Xavier	20-46	12-25	8-21	12-26	8-20	3-6	2-10	9-18	5-9	8-9	10
03/21/21	at Xavier	8-35	0-0	8-35	4-24	4-11	0-2	2-11	3-15	4-9	0-2	14
03/22/21	XAVIER	9-33	0-0	9-33	6-17	3-16	0-1	0-8	2-8	2-8	2-4	9
03/26/21	SAINT LOUIS	12-33	0-0	12-33	7-23	5-10	0-0	5-12	6-18	5-8	2-4	8
03/27/21	SAINT LOUIS	15-36	0-0	15-36	6-15	9-21	0-0	6-12	4-8	2-8	0-1	6
03/28/21	SAINT LOUIS	7-33	6-29	1-4	3-15	4-18	1-1	1-10	2-7	2-9	2-3	7
03/30/21	LOUISVILLE	14-43	5-21	9-22	8-24	6-19	1-2	3-12	4-10	5-10	4-4	7
*04/01/21	at East Carolina	8-34	8-19	0-15	5-13	3-21	0-0	1-10	3-9	3-9	2-3	5
*04/02/21	at East Carolina	4-32	0-0	4-32	2-11	2-21	0-1	3-12	0-5	1-9	0-0	9
*04/03/21	at East Carolina	9-30	9-24	0-6	5-21	4-9	0-1	5-12	2-12	3-7	0-0	12
*04/03/21	at East Carolina	6-32	0-6	6-26	2-12	4-20	0-0	2-10	0-4	2-9	0-0	6
*04/09/21	UCF	11-38	9-19	2-19	6-18	5-20	0-0	2-11	2-12	2-9	0-3	10
*04/09/21	UCF	6-31	0-0	6-31	3-14	3-17	0-0	3-12	2-7	3-8	1-1	5
*04/10/21	UCF	12-38	6-18	6-20	5-24	7-14	0-5	4-12	3-15	5-9	3-7	12
*04/11/21	UCF	13-34	0-0	13-34	7-18	6-16	1-2	3-9	4-10	4-8	3-4	8
*04/16/21	at Memphis	11-34	3-14	8-20	7-19	4-15	2-3	3-12	2-12	6-9	3-5	13
*04/16/21	at Memphis	15-40	6-16	9-24	10-22	5-18	1-4	1-9	8-18	2-9	7-8	11
*04/17/21	at Memphis	12-40	0-0	12-40	7-21	5-19	0-0	1-10	5-16	2-9	1-1	9
*04/18/21	at Memphis	9-34	7-22	2-12	4-13	5-21	0-0	2-10	1-6	3-9	0-1	4
*04/23/21	WICHITA STATE	11-35	0-0	11-35	4-15	7-20	0-3	3-11	3-8	3-8	3-4	9
*04/23/21	WICHITA STATE	15-33	0-0	15-33	10-23	5-10	0-2	2-8	8-18	4-7	3-5	8
*04/24/21	WICHITA STATE	6-31	0-0	6-31	4-18	2-13	0-0	3-11	2-6	4-9	0-1	9
*04/25/21	WICHITA STATE	10-32	4-6	6-26	5-18	5-14	0-0	1-8	3-13	5-8	0-3	6
*04/30/21	at South Florida	7-34	0-0	7-34	4-14	3-20	0-2	2-11	2-8	2-9	0-1	10
*04/30/21	at South Florida	7-32	1-17	6-15	4-12	3-20	0-1	2-11	4-9	2-9	1-1	6
*05/01/21	at South Florida	12-38	5-20	7-18	5-27	7-11	0-0	3-12	3-19	6-9	2-3	12
*05/02/21	at South Florida	9-37	0-1	9-36	4-18	5-19	0-3	3-13	2-11	3-9	1-4	10
*05/07/21	at Houston	10-35	10-35	0-0	6-17	4-18	0-0	4-10	3-9	3-9	0-1	5
*05/07/21	at Houston	11-38	0-0	11-38	5-20	6-18	0-3	6-13	1-14	1-9	1-4	9
*05/08/21	at Houston	12-38	0-0	12-38	4-19	8-19	0-0	5-13	2-6	5-9	1-2	8
*05/09/21	at Houston	14-38	5-10	9-28	8-16	6-22	0-1	7-15	4-9	1-9	3-3	10
*05/14/21	EAST CAROLINA	7-31	1-6	6-25	4-13	3-18	0-1	3-10	2-5	2-9	2-2	6
*05/14/21	EAST CAROLINA	6-32	2-10	4-22	3-19	3-13	1-2	2-9	3-17	4-9	2-4	10
*05/15/21	EAST CAROLINA	9-35	5-22	4-13	5-18	4-17	1-2	1-9	4-12	4-9	3-4	7
*05/16/21	EAST CAROLINA	3-30	2-9	1-21	1-8	2-22	0-0	1-10	1-5	1-9	1-1	5
*05/20/21	TULANE	13-36	0-0	13-36	6-17	7-19	2-4	2-9	4-12	4-8	2-5	6
*05/20/21	TULANE	16-39	10-26	6-13	10-28	6-11	0-0	2-10	7-19	7-8	3-3	8
*05/21/21	TULANE	11-31	1-3	10-28	6-15	5-16	0-1	3-10	4-12	3-6	2-3	5
*05/22/21	TULANE	16-39	1-3	15-36	10-25	6-14	1-3	3-10	9-22	4-8	3-6	7
*Oct 12	CLEMSON	8-20	0-0	8-20	4-7	4-13	1-1	0-3	2-4	3-5	3-3	0
Totals		532-1868	140-467	392-1401	270-915	262-953	17-63	138-574	165-563	177-467	92-153	407
		.285	.300	.280	.295	.275	.270	.240	.293	.379	.601	

## 2021 STATISTICS

**2021 Cincinnati Baseball**  
**Team Game-by-Game for Cincinnati (as of Jan 12, 2022)**  
**Pitching (All games)**

Date	Opponent	Score Score	Total h/ab	vs Left	vs Right	With Runners	Bases Empty	With 2-outs	Reach as Leadoff	Gnd Out	Fly Out	ERA
02/19/21	at Clemson	0-5	10-30	3-6	7-24	5-23	5-7	2-5	7-8	6	7	5.62
02/20/21	at Clemson	2-5	6-26	0-4	6-22	3-12	3-14	1-6	3-8	10	9	5.62
02/21/21	at Clemson	7-8	11-36	2-5	9-31	8-12	3-24	2-10	4-10	11	8	6.48
02/26/21	at WKU	4-5	5-37	2-14	3-23	3-21	2-16	1-11	5-12	7	12	5.45
02/27/21	at WKU	4-5	7-32	2-11	5-21	3-17	4-15	4-12	4-9	6	13	5.40
02/27/21	at WKU	11-3	8-33	4-14	4-19	3-23	5-10	1-10	6-9	3	7	5.00
03/04/21	at UNCW	10-14	12-36	7-24	5-12	8-18	4-18	5-13	3-8	8	7	6.24
03/05/21	at UNCW	7-4	7-32	4-17	3-15	3-11	4-21	2-9	1-9	7	9	5.83
03/06/21	at UNCW	5-4	7-33	1-16	6-17	3-12	4-21	3-10	2-9	8	8	5.51
03/07/21	at UNCW	8-9	6-29	4-13	2-16	3-14	3-15	2-7	2-9	7	4	5.60
03/12/21	WESTERN MICHIGAN	5-1	8-33	1-4	7-29	1-10	7-23	4-12	2-9	6	10	5.18
03/13/21	WESTERN MICHIGAN	7-5	5-28	0-3	5-25	3-15	2-13	3-11	6-9	9	8	5.16
03/14/21	WESTERN MICHIGAN	5-4	6-33	1-3	5-30	2-12	4-21	3-12	1-9	3	9	4.99
03/19/21	XAVIER	1-2	7-32	1-4	6-28	3-15	4-17	1-8	3-9	8	11	4.71
03/20/21	at Xavier	22-7	10-37	3-7	7-30	4-18	6-19	3-11	4-9	8	6	4.79
03/21/21	at Xavier	8-16	12-37	3-7	9-30	7-22	5-15	6-16	5-8	9	5	5.22
03/22/21	XAVIER	7-2	4-29	1-7	3-22	2-8	2-21	2-10	2-9	14	3	5.03
03/26/21	SAINT LOUIS	8-4	9-34	2-9	7-25	2-12	7-22	3-11	1-9	11	7	4.97
03/27/21	SAINT LOUIS	8-5	10-36	2-12	8-24	3-21	7-15	0-10	3-9	7	10	4.92
03/28/21	SAINT LOUIS	6-21	17-40	3-10	14-30	14-30	3-10	6-14	5-9	5	9	5.73
03/30/21	LOUISVILLE	13-12	15-41	7-21	8-20	10-26	5-15	3-13	6-10	13	7	6.01
*04/01/21	at East Carolina	4-5	11-31	6-18	5-13	7-17	4-14	5-11	3-8	10	5	5.99
*04/02/21	at East Carolina	0-7	7-28	3-11	4-17	4-16	3-12	0-8	5-8	9	6	6.02
*04/03/21	at East Carolina	3-13	7-22	3-12	4-10	4-11	3-11	1-6	3-6	4	5	6.41
*04/03/21	at East Carolina	0-2	11-32	6-13	5-19	4-16	7-16	3-11	3-8	4	7	6.25
*04/09/21	UCF	6-8	11-34	2-5	9-29	7-17	4-17	4-11	4-9	12	6	6.32
*04/09/21	UCF	2-1	3-30	1-6	2-24	1-16	2-14	2-10	3-9	12	5	6.12
*04/10/21	UCF	10-20	14-38	4-12	10-26	10-28	4-10	1-8	5-9	8	7	6.63
*04/11/21	UCF	10-6	7-33	3-12	4-21	4-20	3-13	0-8	3-9	9	6	6.61
*04/16/21	at Memphis	10-6	10-38	0-0	10-38	5-20	5-18	3-12	2-9	7	12	6.52
*04/16/21	at Memphis	11-3	4-31	0-0	4-31	1-10	3-21	1-10	1-9	8	12	6.40
*04/17/21	at Memphis	5-7	6-29	0-0	6-29	4-13	2-16	3-10	1-8	8	5	6.44
*04/18/21	at Memphis	8-4	8-33	0-2	8-31	3-16	5-17	0-9	5-9	5	12	6.37
*04/23/21	WICHITA STATE	6-0	4-29	0-3	4-26	0-13	4-16	1-10	3-9	6	8	6.17
*04/23/21	WICHITA STATE	12-2	6-29	0-5	6-24	3-15	3-14	2-11	2-7	8	8	6.09
*04/24/21	WICHITA STATE	1-6	10-35	1-7	9-28	7-19	3-16	1-8	4-9	13	2	6.06
*04/25/21	WICHITA STATE	6-5	6-32	1-6	5-26	3-11	3-21	4-12	1-9	11	7	6.03
*04/30/21	at South Florida	2-4	10-33	1-4	9-29	5-16	5-17	4-11	1-8	8	4	5.99
*04/30/21	at South Florida	5-3	10-35	4-7	6-28	5-19	5-16	3-11	3-9	10	6	5.91
*05/01/21	at South Florida	3-12	12-32	4-8	8-24	9-22	3-10	3-10	4-8	8	4	6.09
*05/02/21	at South Florida	6-4	8-34	1-11	7-23	4-15	4-19	3-12	1-9	8	14	6.04
*05/07/21	at Houston	7-2	10-35	0-3	10-32	6-20	4-15	2-9	4-9	7	15	5.94
*05/07/21	at Houston	7-0	4-29	3-12	1-17	1-11	3-18	0-7	2-9	8	13	5.79
*05/08/21	at Houston	5-6	12-35	3-6	9-29	6-18	6-17	2-10	5-9	7	8	5.81
*05/09/21	at Houston	10-3	6-31	1-10	5-21	1-12	5-19	1-10	4-9	6	13	5.74
*05/14/21	EAST CAROLINA	4-8	12-37	6-18	6-19	6-18	6-19	4-11	2-9	9	12	5.73
*05/14/21	EAST CAROLINA	7-6	11-35	7-20	4-15	5-13	6-22	2-11	3-9	11	11	5.68
*05/15/21	EAST CAROLINA	6-7	10-33	4-13	6-20	6-16	4-17	2-10	4-9	15	7	5.70
*05/16/21	EAST CAROLINA	2-5	10-35	4-22	6-13	6-16	4-19	5-13	3-9	6	15	5.69
*05/20/21	TULANE	10-6	10-38	2-5	8-33	3-19	7-19	4-13	4-9	10	9	5.65
*05/20/21	TULANE	11-8	11-34	2-3	9-31	7-18	4-16	4-11	2-9	10	11	5.70
*05/21/21	TULANE	11-1	2-22	1-3	1-19	1-7	1-15	1-7	1-7	4	6	5.63
*05/22/21	TULANE	13-12	15-39	0-5	15-34	10-25	5-14	6-15	5-9	7	14	5.76
*Oct 12	CLEMSON	10-12	10-27	5-12	5-15	6-18	4-9	6-14	3-5	2	2	5.79
Totals		361-335	470-1772	131-485	339-1287	247-893	223-879	140-561	174-470	436	446	5.79
			.265	.270	.263	.277	.254	.250	.370			



## NCAA Statistics

## Cincinnati - 2020-21 Baseball Ranking Summary thru games 06/30/2021

Statistic	National Rank	Conference Rank	Value	National Leader	Value	Conference Leader	Value
Base on Balls (286 ranked)	60	3	237	Texas	379	UCF	277
Batting Average (286 ranked)	51	2	0.286	Wright St.	0.339	East Carolina	0.294
Double Plays (285 ranked)	7	1	50	Arizona St.	60	Cincinnati	50
Double Plays Per Game (286 ranked)	19	1	0.91	Fresno St.	1.16	Cincinnati	0.91
Doubles (286 ranked)	61	2	101	Arizona	145	Tulane	105
Doubles Per Game (286 ranked)	81	2	1.84	Wright St.	2.71	Tulane	1.91
Earned Run Average (286 ranked)	203	7	5.97	Texas	2.93	East Carolina	4.01
Fielding Percentage (286 ranked)	28	2	0.978	Liberty	0.984	East Carolina	0.978
Hit Batters (286 ranked)	7	2	85	Norfolk St.	94	UCF	90
Hit by Pitch (286 ranked)	140	5	52	Campbell	129	Tulane	82
Hits (286 ranked)	33	2	552	Arizona	737	East Carolina	595
Hits Allowed Per Nine Innings (286 ranked)	115	4	9.12	Vanderbilt	6.26	East Carolina	8.06
Home Runs (286 ranked)	38	3	67	Arkansas	109	East Carolina	76
					UCF	76	
Home Runs Per Game (286 ranked)	49	3	1.22	Wake Forest	1.94	East Carolina	1.25
					UCF	1.25	
On Base Percentage (286 ranked)	82	3	0.376	Wright St.	0.447	East Carolina	0.387
Runs (286 ranked)	47	2	370	Arizona	537	East Carolina	409
Sacrifice Bunts (286 ranked)	227	8	12	ULM	57	East Carolina	43
Sacrifice Flies (284 ranked)	84	3	22	Campbell	39	South Fla.	31
Scoring (286 ranked)	57	1	6.7	Wright St.	10.5	Cincinnati	6.7
Shutouts (184 ranked)	129	5	2	Central Mich.	10	South Fla.	6
Slugging Percentage (286 ranked)	48	2	0.459	Wright St.	0.579	East Carolina	0.463
Stolen Bases (286 ranked)	25	2	80	Jackson St.	139	UCF	86
Stolen Bases Per Game (286 ranked)	40	1	1.45	Jackson St.	3.23	Cincinnati	1.45
Strikeout-to-Walk Ratio (286 ranked)	215	7	1.65	Southern Miss.	4.06	East Carolina	2.98
Strikeouts Per Nine Innings (286 ranked)	175	5	8.2	Mississippi St.	12.2	Tulane	10.5
Triple Plays (1 ranked)			6 teams tied		1		
Triples (284 ranked)	37	2	15	Arizona	30	Wichita St.	22
Triples Per Game (285 ranked)	65	2	0.27	Jackson St.	0.51	Wichita St.	0.41
WHIP (286 ranked)	169	6	1.57	Fairfield	1.09	East Carolina	1.29
WL Pct (286 ranked)	119	4	0.527	Fairfield	0.886	East Carolina	0.721
Walks Allowed Per Nine Innings (286 ranked)	219	7	4.99	Middle Tenn.	2.42	Wichita St.	3.47