

# 2022-23 GAME NOTES

## 2022-23 SCHEDULE

OVERALL: 6-5  
CONFERENCE (AAC): | NON-CONFERENCE: 6-5  
HOME: 2-2 | AWAY: 3-2 | NEUTRAL: 1-1

DATE	OPPONENT	TV	TIME/RESULT
<b>NOVEMBER</b> [4-3; HOME: 2-1, ROAD: 1-1, NEUTRAL: 1-1]			
2	<b>WITTENBERG (EXH.)</b>		W, 91-45
7	at Louisville	ACCN	L, 68-87
10	<b>TENNESSEE TECH</b>	ESPN+	W, 68-57
13	<b>RADFORD</b>	ESPN+	W, 62-53
16	<b>TOLEDO</b>	ESPN+	L, 71-74 (OT)
21	at Lindenwood	ESPN+	W, 71-60
25	vs. UT Arlington^	FloHoops	W, 72-58
26	vs. Charlotte^	FloHoops	L, 58-59
<b>DECEMBER</b> [2-2; HOME: 0-1, ROAD: 2-1]			
1	at North Carolina A&T	FloHoops	W, 78-73
4	<b>UIC</b>	ESPN+	L, 58-66
9	at Xavier	FloSports	L, 35-48
13	at Ohio	ESPN+	W, 77-44
18	<b>SOUTHERN INDIANA</b>	ESPN+	2 p.m.
21	at Northern Kentucky	ESPN+	6 p.m.
30	at Wichita State*	ESPN+	7 p.m.
<b>JANUARY</b>			
7	<b>TEMPLE*</b>	ESPN+	2 p.m.
10	at SMU*	ESPN+	8 p.m.
14	<b>MEMPHIS*</b>	ESPN+	2 p.m.
18	at East Carolina*	ESPN+	6 p.m.
25	<b>HOUSTON*</b>	ESPN+	7 p.m.
28	<b>WICHITA STATE*</b>	ESPN+	2 p.m.
<b>FEBRUARY</b>			
1	at Tulsa*	ESPN+	7:30 p.m.
4	at Tulane*	ESPN+	3 p.m.
8	<b>UCF*</b>	ESPN+	7 p.m.
11	at Temple*	ESPN+	2 p.m.
15	<b>EAST CAROLINA*</b>	ESPN+	7 p.m.
18	<b>TULANE*</b>	ESPN+	2 p.m.
22	at Memphis*	ESPN+	8 p.m.
25	at UCF*	ESPN+	2 p.m.
<b>MARCH</b>			
1	<b>SOUTH FLORIDA*</b>	ESPN+	7 p.m.
6-9	at AAC Tournament@	ESPN+	TBD

All times Eastern. Home games in **BOLD CAPS**, played in Fifth Third Arena (1989-Present)

\* - American Athletic Conference game  
^ - Daytona Beach Invitational, played in Daytona Beach, Fla. at Ocean Arena  
@ - 2022 American Athletic Women's Basketball Championship, played in Fort Worth, Texas at Dickies Arena

## FOLLOW THE BEARCATS

TV: ESPN+  
Play-by-Play..... Anthony Mazzini  
Analyst..... AB Stocks  
Online ..... WatchESPN.com

LIVE STATS: Cincinnati.StatBroadcast.com  
WEBSITE: GoBearcats.com

## SOCIAL MEDIA

Twitter/Instagram.....@GoBearcatsWBB  
Facebook..... Cincinnati Bearcats Women's Basketball  
Hashtag.....#CHOICES | #BBEFFECT

## ATHLETIC COMMUNICATIONS

Women's Basketball SID..... Nate Jarrett  
Cell..... [850] 499-7586  
Email..... jarretne@ucmail.uc.edu

# CINCINNATI WOMENS BASKETBALL

## GAME 12: SOUTHERN INDIANA | FIFTH THIRD ARENA | ESPN+ | 2 P.M. ET

### CINCINNATI BEARCATS

RECORD 6-5, 0-0 AAC  
HEAD COACH Michelle Clark-Heard  
RECORD AT UC 71-59 (5th Season)  
OVERALL RECORD 249-139 (13th Season)  
LEADING SCORER Jillian Hayes [14.9]  
LEADING REBOUNDER Jillian Hayes [8.6]  
LEADING ASSISTS Mya Jackson [3.7]  
LEADING MINUTES Mya Jackson [35.5]



### SOUTHERN INDIANA SCREAMING EAGLES



RECORD 5-4, 0-0 OVC  
HEAD COACH Rick Stein  
RECORD AT USI 416-241 (24th Season)  
OVERALL RECORD Same  
LEADING SCORER Meredith Raley [15.9]  
LEADING REBOUNDER Vanessa Shafford [7.6]  
LEADING ASSISTS Sofia Rieckers [2.7]  
LEADING MINUTES Vanessa Shafford [33.1]

### CINCINNATI SEEKS HOME WIN AGAINST SOUTHERN INDIANA

- Cincinnati hosts Southern Indiana inside Fifth Third Arena on Sunday. It is the second of two home games in the month of December.
- Sunday marks the first-ever meeting between the two teams.
- A win on Sunday would be head coach Michelle Clark-Heard's 250th career win. She would become one of two coaches in program history and one of four active coaches in the American Athletic Conference to amass 250 career wins. [NCAA]
- Cincinnati is 32-22 in regular season non-conference games and 43-23 at home under Clark-Heard. The Bearcats are 2-2 at home this season.
- Cincinnati is averaging 64.8 points per game on 38.6 percent from the field and 32.2 percent from three in home games this season.
- Cincinnati is looking for its first winning streak since the Bearcats earned back-to-back wins at Lindenwood and vs. UT Arlington at the Daytona Beach Invitational.
- Junior guard Jillian Hayes' averages increase to 17.8 points and 8.3 rebounds on 51.9 percent from the field at home this season. Senior guard Mya Jackson is averaging 16.0 points and 4.0 assists per game at home as well.
- Head coach Michelle Clark-Heard is 3-0 against OVC teams at Cincinnati, earning the first win of her tenure vs. Austin Peay on Nov. 6, 2018 and defeating Tennessee Tech on Nov. 10 and Lindenwood on Nov. 21 this season. Sunday will mark the final of three games against OVC teams [Tennessee Tech, Lindenwood, Southern Indiana] as a part of their non-conference schedule this season.






### LAST TIME OUT - AT OHIO

- Cincinnati defeated Ohio 77-44 in an in-state battle inside Convocation Center in Athens, Ohio on Tuesday.
- The 33-point margin of victory marks the largest road win since the Bearcats defeated South Florida 72-37 on Jan. 24, 2003.
- Four Bearcats finished in double figures for the third time this season. [vs. Radford and at N.C. A&T]
- Cincinnati recorded a season-high 41 points off its bench in the win, holding a 41-6 advantage in bench points. It marks the most bench points since the Bearcats recorded 43 vs. Xavier on Dec. 12, 2021.
- Cincinnati finished 50.0 percent from the field and 60.0 percent from three. It marks the second game this season that the Bearcats have converted over 50.0 percent from the field. Cincinnati is now 19-0 under Clark-Heard when shooting 50.0 percent or better from the field.
- Cincinnati went 12-20 from three-point range, propelled by a 4-5 performance from senior guard Caitlyn Wilson. The 12 three-point field goals made marks the most under Clark-Heard.
- Cincinnati forced their opponent in 22 turnovers on the night, turning it into 16 points off turnovers. The Bearcats average 20.0 turnovers forced in their five wins.
- Senior guard Dais'Ja Trotter finished with a career-high 13 points in 12 minutes off the bench.
- The Bearcats earned their largest halftime lead of the season, leading 36-20 at the half. Cincinnati has led at half in all six wins this season, averaging an +9.0 advantage at the break in the victories.
- Junior forward/center Malea Williams tied a career-high 10 rebounds and dished out a career-high four assists.
- All 13 Bearcats saw action in the game.

### HEAD COACH MICHELLE CLARK-HEARD SEEKS 250 CAREER WIN

- A win on Sunday would be head coach Michelle Clark-Heard's 250th career win. She would become one of two coaches in program history to amass 250 career wins. [NCAA]
- She would also become one of four active coaches in the American Athletic Conference to surpass the milestone.

## PROJECTED STARTING LINEUP (BASED OFF OHIO)

				
<b>23</b>	<b>4</b>	<b>20</b>	<b>3</b>	<b>42</b>
<b>MYA JACKSON</b> Wilmington, Ohio   G	<b>BRAYLYN MILTON</b> Charlotte, N.C.   G	<b>JILLIAN HAYES</b> Cincinnati, Ohio   G	<b>JADA SCOTT</b> Townsend, Ga.   G	<b>CLARISSA CRAIG</b> Cincinnati, Ohio   F/C
Minutes - 35.5	Minutes - 29.2	Minutes - 30.1	Minutes - 15.5	Minutes - 16.4
Points - 12.5	Points - 7.7	Points - 14.9	Points - 2.7	Points - 5.7
Assists - 3.7	Rebounds - 3.3	Rebounds - 8.6	Rebounds - 2.8	Rebounds - 3.6
Rebounds - 3.2	Three-Point% - 47.6	Assists - 2.1	Three-Point % - 41.9	Free Throw % - 76.7

NOTING SOUTHERN INDIANA

- The Southern Indiana Screaming Eagles are 5-4 overall in the 24th season under head coach Rick Stein.
- Sunday's meeting will mark five straight road games for Southern Indiana, who is 2-3 on the road this season.
- Southern Indiana is averaging 70.7 points and limiting opponents to 65.3 points per game.
- The Screaming Eagles are led by three players who are averaging double-digit scoring this season. Junior forward Meredith Raley is averaging a team-high 15.9 points per game.

JILLIAN HAYES DOMINATING DOWN LOW

- Junior guard Jillian Hayes is averaging 15.2 points, 8.2 rebounds and 3.0 assists in 32.8 minutes per game. She has led team in scoring in seven contests, including six of the last seven.
- Hayes has finished in double figures in 10 straight contests.
- Hayes finished with her fourth double-double this season with a game-high 18 points and 11 rebounds and her season-high in free throw made and attempted, converting on 8-10 from the free throw line at Xavier. Her four double-doubles on the season is tied for 33rd nationally and third in the conference as of Dec. 15.
- Hayes' 70 free throw attempts leads the conference and stands 17th nationally, while her 44 made is also first in the conference as of Dec. 15.
- Hayes was named to the American Athletic Conference Weekly Honor Roll for the second two straight weeks on Nov. 27 and Dec. 5.
- Her 95 rebounds rank 42nd in the nation and third in the conference as of Dec. 15.
- Hayes finished with 16 points and a career-high 14 rebounds vs. UT Arlington on Nov. 25. The 14 rebounds against UT Arlington was the most by a Bearcat this season and the most since Arame Niang recorded 16 vs. Temple on Feb. 3, 2021.

MYA JACKSON LEADING AT POINT

- Senior guard Mya Jackson is averaging 12.5 points, 3.7 assists, and 3.2 rebounds on 38.8 percent from the field in 35.5 minutes per game.
- She finished in double figures in the first nine contests of the season. She is 62 points away for 1,000 for her career.
- Jackson has led the Bearcats in assists in seven of the first 11 games. She recorded a career-high six assists to one turnover at North Carolina A&T on Dec. 1. She also tied a career-high in both free throws made and attempts at North Carolina A&T on Dec. 1.
- As of Dec. 15, the 35.5 minutes per game ranks second in the conference and 51st nationally.
- Jackson played all 45 minutes in the 71-74 (OT) loss to Toledo on Nov. 16. The 45 minutes played are the most by a Bearcat since Akira Levy totaled 48 minutes in a 87-77 (2OT) win over North Carolina A&T on Dec. 19, 2021. She is the first Bearcat to play every minute of the game since Ilmar'i Thomas played all 40 minutes vs. South Florida on Dec. 22, 2020.
- Jackson is connecting on a team-best 81.3 percent from the free-throw line.

CLARISSA CRAIG CONTINUES TO CRUSH IT

- Sophomore forward/center Clarissa Craig is averaging 5.6 points, 4.8 rebounds and 1.0 blocks in 18.8 minutes per game over the last five contests. She has started the last four games.
- Craig earned her first career double-double with 11 points, 10 rebounds and two blocks on 5-9 from the field vs. UIC on Dec. 4.
- The Cincinnati native has scored three double-digit scoring games off the bench this season.

CLEANING UP THE OFFENSIVE GLASS

- Cincinnati is averaging 14.5 offensive rebounds per game, which ranks 45th in the nation and fifth in the conference as of Dec. 15.
- Cincinnati has posted 129 second-chance points, 11.7 per game. The Bearcats have score double digit second-chance points in 10 of 11 games.
- Cincinnati has recorded double-digit offensive rebounds in all 11 games.
- Junior guard Jillian Hayes is leading the team with 3.4 offensive rebounds per game.

OFF THE BENCH

- Cincinnati has recorded 237, 21.5 points per game off its bench and is 5-1 when outscoring their opponent in bench points this season.
- Cincinnati received a season-high 41 from its bench in their last win at Ohio on Dec. 13. It is the most bench points since the Bearcats recorded 43 vs. Xavier on Dec. 12, 2021.
- The Bearcats have received at least 20 points from its bench in eight of 11 games.
- The Bearcats have had seven double-digit scoring efforts off its bench this season - Clarissa Craig (3), Caitlyn Wilson (1), Dais'Ja Trotter (1), Malea Williams (1) and A'riel Jackson (1).
- Cincinnati is outscoring their opponents 237-174 in bench points this season, including 113-78 over the last five games.
- Senior guard Caitlyn Wilson is leading the team with 6.9 points per game off the bench this season. (started less than half the games)

FORCING MISTAKES

- Cincinnati forced 22 turnovers in their last win at Ohio on Dec. 13.
- The Bearcats scored a season-high 30 points off a season-high 24 forced turnovers at Lindenwood on Nov. 21, which is tied (also had 30 at Memphis on Feb. 10, 2021) for the most points off turnovers under Clark-Heard.
- Cincinnati averages 17.6 turnovers forced per game, which ranks third in the AAC as of Dec. 15. The Bearcats average 20.0 turnovers forced in their five wins.
- The Bearcats have won the points off turnovers margin in all six victories this season, averaging a +11.0 point advantage in points off turnovers in wins.

IT'S A BLOCK PARTY, EVERYONE'S INVITED

- Cincinnati has recorded 4.5 blocks per game, which ranks third in the conference and 54th in the nation as of Dec. 15.
- Junior guard Jillian Hayes leads the conference and ranks 33rd in the nation with 18 blocks this season. She is averaging a conference-leading 1.6 per game.
- Junior forward/center Malea Williams tied a career-high four blocks against UT Arlington at the Daytona Beach Invitational on Nov. 25, which is the most by a Bearcat this season and ties the most since Arame Niang recorded six against Memphis on Mar. 8, 2021.
- The Bearcats have five or more blocks in five games, while six Bearcats have recorded at least one multi-block game this season.

CAREER 20-PLUS POINT GAMES

MYA JACKSON (8, 1 AT CINCINNATI, 7 AT SETON HALL\*)

vs. Toledo	11/16/22	24 points
at Xavier*	3/1/22	20 points
at Xavier*	2/24/21	21 points
at Providence*	1/3/21	20 points
vs. Albany*	12/13/20	22 points
vs. Wagner*	12/11/20	27 points
at Xavier*	12/31/19	25 points
vs. UConn*	12/5/19	21 points

JILLIAN HAYES (6)

vs. UIC	12/4/22	20 points
vs. Toledo	11/16/22	21 points
at Tulane	2/13/22	21 points
vs. Wichita State	1/13/22	21 points
vs. Central Michigan	12/1/21	23 points
at Temple	1/13/21	20 points

CAITLYN WILSON (4)

at Tulsa	2/27/21	20 points
at Memphis	2/10/21	20 points
at Tulane	2/7/21	20 points
vs. Temple	2/3/21	23 points

BRAYLYN MILTON (1)

at Louisville	11/7/22	28 points
---------------	---------	-----------

CAREER DOUBLE-DOUBLES

JILLIAN HAYES (7)

at Xavier	12/9/22	18 points, 11 rebounds
vs. UT Arlington	11/25/22	16 points, 14 rebounds
vs. Lindenwood	11/21/22	18 points, 10 rebounds
vs. Radford	11/13/22	11 points, 10 rebounds
vs. Tulsa	1/29/22	14 points, 11 rebounds
at Temple	1/26/22	16 points, 10 rebounds
vs. Wichita State	1/13/22	21 points, 11 rebounds

CLARISSA CRAIG (1)

vs. UIC	12/4/22	11 points, 10 rebounds
---------	---------	------------------------

AMERICAN ATHLETIC CONFERENCE AWARDS

JILLIAN HAYES

Weekly Honor Roll	11/28/22
Weekly Honor Roll	12/5/22

**FINDING SUCCESS AT THE LINE**

- Cincinnati ranks 53rd nationally and third in the conference with 20.8 free throw attempts per game and 82nd nationally and third in the conference with 13.8 made per game as of Dec. 15.
- Jillian Hayes ranks 17th nationally and first in the conference with 70 free throw attempts this season. She also ranks first in the conference and 45th nationally with 44 made (44-70) as of Dec. 15.
- Mya Jackson is leading the team with a 81.3 percent free throw percentage on 26-32.
- Despite shooting 65.4 percent on 17-26 from the line at North Carolina A&T on Dec. 1, Cincinnati made 8 of their last nine free throws, 10 of their last 12 to secure the 78-73 road win. Cincinnati attempted a season-high 26 free throws in the win.
- Cincinnati finished a season-best 18-23 for 78.3 percent from the free throw line at Lindenwood on Nov. 21. The 78.3 percent is the best since the Bearcats shot 91.6 percent on 11-12 from the line at Tulane on Feb. 13, 2022.
- Cincinnati has attempted at least 20 free throws in eight of 11 games.

**START STRONG, FINISH STRONGER**

- Cincinnati has outscored their opponents 558-491 after the first quarter.
- Cincinnati has led at half in eight of 11 games this season.
- Cincinnati has led at half in all six wins this season, averaging an +9.0 advantage at the break in wins.
- The Bearcats have outscored six opponents in the second half.
- The Bearcats have held the lead for an average of 32:37 minutes per game in their six wins this season.
- Cincinnati shot 52.0 percent from the field and 62.5 percent from three in the first half in their last win at Ohio on Dec. 13.

**TONS OF GAMES, TONS OF OPTIONS**

- Cincinnati has eight different combinations of starting lineups in the first 11 games.
- Three different Bearcats have recorded a game of 20-plus points, while eight different have posted at least one game of 10-plus points.
- Five different Bearcats led the team in scoring through the first 11 games, including Jillian Hayes who has done it seven times.
- Eight different players led Cincinnati in scoring in 28 games in 2021-22.

**ON THE RUN**

- Cincinnati has produced 18 runs of 7-0 this season, with a season-best 17-0 run twice at Ohio on Dec. 13.

**APPROACHING MILESTONES**

- Senior guard Caitlyn Wilson hit three threes at North Carolina A&T on Dec. 1 to improve to ninth in program history in threes made. She is currently at 132, 14 behind Madinah Slaise's 146 for eighth.
- Head coach Michelle Clark-Heard is 249-139 all-time as a head coach and is one win shy of 250 for her career. She would become one of two coaches in program history to amass 250 career wins. (NCAA)
- Senior guard Mya Jackson stands at 938 career points and is only 62 points shy of 1,000.

**QUICK ON THE BREAK**

- The Bearcats are 6-2 when outscoring their opponents in fastbreak points this season.
- Cincinnati has scored double-digit fastbreak points four of their all six wins this season with a season-high 15 points coming in a win at Lindenwood on Nov. 21.
- The 15 fast break points at Lindenwood are the most since the Bearcats recorded 21 at Houston on Jan. 19, 2021.

**OPTIONS BEHIND THE ARC**

- Cincinnati made 12 threes in the win at Ohio, the most under head coach Michelle Clark-Heard.
- Cincinnati has shot 60.0 percent or better from three in two games this season (9-13, 69.2 percent at Louisville) and (12-20, 60.0 percent at Ohio). Cincinnati improved to 14-2 when shooting above 50.0 percent from three under Clark-Heard.
- Redshirt sophomore forward Taziah Jenks is leading the team with a 50.0 three-point percentage this season, connecting on 3-6. [min. three made]

- Jenks is one of four Bearcats shooting 40.0 percent or better from three this season - Braylyn Milton (10-21, 47.6 percent), Dais'Ja Trotter (7-16, 43.8 percent) and Caitlyn Wilson (23-55, 41.8 percent)
- The Bearcats added Mya Jackson in the offseason from Seton Hall, who ranked eighth in the BIG EAST with a .373 three-point percentage last season, marking her third straight season converting on at least .370 percent from behind the arc.

**WHAT A COMEBACK FOR TAZIAH JENKS**

- Jenks has started three games this season and is averaging 2.3 points and 1.6 rebounds in 11.7 minutes per game.
- Following the Louisville game, Jenks missed four games with a hand injury. She returned in the Daytona Beach Invitational and started at North Carolina A&T (12/1) and vs. UIC (12/4).
- Jenks started in her first game back from the ACL injury in the season opener at No. 7/5 Louisville on Nov. 7.
- After transferring from West Virginia, redshirt sophomore forward Taziah Jenks tore her ACL in a road game against Ohio State on Nov. 27, 2021. She was averaging 7.5 points, 3.2 rebounds and 1.3 assists per game in 19.7 minutes for the Bearcats before the injury.

**DOUBLE TROUBLE**

- Cincinnati has a set of twins - Jada and Jadyn Scott - who are one of 16 sets of twins on a Division I women's basketball roster.
- Jadyn Scott has started six games this season and is averaging 3.1 points and 2.4 rebounds in 14.5 minutes per game.
- Jada Scott has started six of the last eight games and is averaging 2.7 points and 2.8 rebounds in 15.5 minutes per game.
- The Bearcats played another set of twins vs. UIC in Keona Schenck and Kennady Schenck on Dec. 4.

**BIG OPENING NIGHT FOR BRAYLYN MILTON**

- Sophomore guard Braylyn Milton erupted for a career-high and game-high 28 points on 9-12 from the field, 5-5 from behind the arc in the season opener against No. 7/5 Louisville on Nov. 7.
- The 28 points by Milton ties the most individual points against Louisville since Notre Dame's Jessica Shepard had 30 against the ACC Women's Tournament Final on Mar. 10, 2019.
- It is the most points scored by a Bearcat since Ilmar'i Thomas totaled 30 in the American Athletic Conference First Round against Memphis on Mar. 8, 2021. It is also the most points in a season opener since Ilmar'i Thomas had 34 against Northern Kentucky on Nov. 25, 2020.

**A LOT OF PRODUCTION BACK**

- Despite losing five players from last year's roster, the Bearcats return a lot of production.

Points returning	66.2 percent (1,109 of 1,674)
Rebounds returning	76.6 percent (758 of 990)
Assists returning	52.0 percent (208 of 400)
Blocks returning	66.2 percent (90 of 136)
Steals returning	63.2 percent (144 of 228)
Minutes returning	68.4 percent (3,831 of 5,602)

- Cincinnati welcomes back 38.3 points, 26.1 rebounds and 7.0 assists per game.
- The Bearcats return four players that started double-digit games in 2021-22. (Jillian Hayes - 28, Caitlyn Wilson - 21, Braylyn Milton - 14, Jadyn Scott - 12). The four players have made a combined 111 starts at Cincinnati. (Jillian Hayes - 48, Caitlyn Wilson - 32, Jadyn Scott - 17, Braylyn Milton - 14).
- Cincinnati welcomes in the addition of Mya Jackson, who started 33 of 34 games last season at Seton Hall and made 59 career starts over three seasons with the Pirates.
- Nine of the 10 returners have made a start and combine to have made 137 starts at Cincinnati. (Jillian Hayes - 48, Caitlyn Wilson - 32, Jadyn Scott - 17, Braylyn Milton - 14, Jada Scott - 13, Sofia Gritzali - 7, Malea Williams - 3, Taziah Jenks - 2, Clarissa Craig - 1).

**JILLIAN HAYES NAMED TO PRESEASON SECOND-TEAM; CINCINNATI PREDICTED NINTH IN THE AMERICAN**

- Junior guard Jillian Hayes was named to the American Athletic Conference Preseason All-Conference Second Team on Oct. 12.
- The Cincinnati native was the only Bearcat to start all 28 games last season, averaging 11.5 points, 6.8 rebounds and 2.8 assists in 31.2 minutes per game. Hayes led the team in points, rebounds, steals and blocks, ranking second in the conference with 2.2 steals, seventh with 1.4 blocks and tenth in rebounds per game. She finished in double figures in 18 games, including 10 conference contests, and recorded a career-high 23 points on 9-15 from the field against Central Michigan on Dec. 1.
- Hayes improved her per game scoring average by 3.9 points, rebounding average by 1.5 rebounds, and her free throw percentage from 57.5 to 70.1 as a sophomore after being named to the AAC All-Freshman Team in 2020-21.
- Hayes' averages increased to 7.0 rebounds and 12.1 points per game in AAC play, first and second compared to conference sophomores, respectively.
- Cincinnati was selected to finish ninth in conference, while South Florida was chosen as the predicted favorite for the second straight season with nine first place votes.

**NEW FACES IN THE MIX**

- Cincinnati welcomes in the addition of three newcomers, transfers Mya Jackson and Dais'Ja Trotter and freshman A'riel Jackson.

**DAIS'JA TROTTER**

- Trotter comes to Cincinnati from Rend Lake College, where she was named the Great Rivers Athletic Conference and NJCAA Region XXIV Player of the Year after leading the NJCAA in points per game, total points and field goals made. She finished as Rend Lake College's all-time leading scorer with 1,474 points, breaking a nearly four-decade record established in 1983. She was also named a Second-Team NJCAA All-American, in addition to earning All-Region and All-Conference honors after starting 29 of 30 games and averaging 24.4 points, 10.3 rebounds, and 2.3 assists per game in 2021-22. She was named an honorable mention NJCAA All-American in 2020-21. Her #10 Rend Lake jersey is on display at the Women's Basketball Hall of Fame Ring of Honor in Knoxville, Tenn.

**MYA JACKSON**

- Jackson comes to Cincinnati after three seasons at Seton Hall. In 2021-22, she started 33 of 34 games averaging 9.0 points, 2.9 rebounds and 1.3 assists in 32.0 minutes per game. She ranked eighth in the BIG EAST with a .373 three-point percentage, her third straight season converting on at least .370 percent from behind the arc. She was heavily recruited by Clark-Heard coming out of high school before choosing Seton Hall.

**A'RIEL JACKSON**

- Jackson comes to Cincinnati from Bishop Loughlin Memorial High School, where she named to the McDonald's All-American East Nominee List and was 1,000-point scorer. Jackson was ranked 79th nationally, 16th-ranked shooting guard by Preferred Athlete Scouting Service and 108th nationally by the All-Star Girls Report. Her mother, Kym Hampton, was the number four overall pick in the inaugural 1997 WNBA Draft and played three seasons for the New York Liberty as part of a 15-year professional career, where she was voted the starting center in the inaugural WNBA All-Star Game.

**CHALLENGING SCHEDULE AHEAD**

- Cincinnati is set to face three opponents who were ranked or receiving votes in the Associated Press' preseason top 25 poll, opening the season at No. 7 Louisville before facing UCF (RV) twice and South Florida (RV) once in conference action.
- Cincinnati plays five opponents - Louisville, South Florida, UCF, UT Arlington and Charlotte - who made the NCAA Tournament last season.

**ALL IN THE FAMILY****JILLIAN HAYES**

- Her father, Jonathan, was a former NFL player with the Kansas City Chiefs (1985-1993) and Pittsburgh Steelers (1994-1996), assistant coach with the Cincinnati Bengals (2003-18) and recent head coach for the NFL's St. Louis BattleHawks (2020); mother, Kristi, was the 1995 Missouri Valley Conference Women's Basketball Player of the Year at Drake; and brother, Jaxson, played at Texas and was the eighth overall pick in the 2019 NBA Draft by the Atlanta Hawks, currently playing for the New Orleans Pelicans.

**A'RIEL JACKSON**

- Her Mother, Kym Hampton, was the number four overall pick in the inaugural 1997 WNBA Draft and played three seasons for the New York Liberty as part of a 15-year professional career, where she was voted the starting center in the inaugural WNBA All-Star Game.

**JADA/JADYN SCOTT**

- One of 16 sets of twins on a Division I Women's Basketball roster, their brother, Tre Scott, played for Cincinnati men's basketball from 2016-20, earning 2020 AAC Defensive Player of the Year honors.

**RECRUITING CLOSE TALENT**

- The roster features six players within a 100-mile radius, including Jillian Hayes and Clarissa Craig from Cincinnati.

Clarissa Craig – Cincinnati, Ohio (Roger Bacon High School)

Jillian Hayes – Cincinnati, Ohio (Loveland High School)

Mya Jackson – Wilmington, Ohio (Wilmington High School/Seton Hall)

Dais'Ja Trotter – Louisville, Ky. (Seneca High School/Rend Lake College)

Taziah Jenks – Louisville, Ky. (Mercy Academy/West Virginia)

Malea Williams – Georgetown, Ky. (Scott County High School/Louisville)

**PROGRAM ADDS THREE NEW ASSISTANT COACHES**

- Cincinnati welcomes in the addition of three new assistant coaches, Bridgette Gordon, Myia Johnson and Devrinn Paul.

**BRIDGETTE GORDON**

- Gordon comes to Cincinnati after stints at Kansas State, SMU, Tennessee, Wichita State, Georgia State, WNBA and Stetson. Gordon is a 2007 Women's Basketball Hall of Fame inductee, won a 1988 Olympic Gold Medal in Seoul, two-time NCAA National Champion under Pat Summitt in 1987 and 1989, the first two national championships in program history. As a player at Tennessee, Gordon was named NCAA Final Four MVP, SEC Female Athlete of the Year, SEC Player of the Year (senior season) and a two-time All-American. She led the Lady Vols to their first two national championships and four straight Final Fours. Gordon finished her college career as the all-time leader in points (2,462) and steals (336) for the Lady Vols and remains second in both categories.

**MYIA JOHNSON**

- Johnson comes to Cincinnati after stints at Penn State, Wisconsin, Ohio State and South Florida.. Johnson was a four-year letter winner for Hall of Fame head coach C. Vivian Stringer at Rutgers from 2006-10, appearing in two Sweet 16s, an Elite Eight and the 2007 National Championship game and was the co-captain of 2009-10 team.

**DEVIRINN PAUL**

- Paul comes to Cincinnati after serving as a coaching consulting for the last six years and a three-year stint at Marshall. Prior to serving as an assistant coach at Marshall, Paul served as a video coordinator under Walz at Louisville for three seasons (2009-12.) He was part of the program's first NCAA Final Four appearance in 2009.

**CAPTAINS FOR THE 2022-23 SEASON**

- The captains for the 2022-23 season are junior guard Jillian Hayes, senior guard Mya Jackson and senior forward Jadyn Scott.
- This is the second straight season that Jillian Hayes has been named a team captain.

**BIG-12 BOUND**

- In September, Cincinnati was announced as one of four new members of the BIG 12 Conference. Cincinnati will become a part of the conference, in addition to American Athletic Conference members Houston and UCF, as well as BYU, in 2023-24.

## NUMERICAL ROSTER

#	NAME	POS.	HT.	CL.	HOMETOWN / HIGH SCHOOL / LAST SCHOOL
0	Dais'Ja Trotter	G	5-9	Sr.	Louisville, Ky. / Seneca / Rend Lake College
1	Caitlyn Wilson	G	5-10	Sr.	Cordova, Tenn. / Arlington / Chipola Junior College
3	Jada Scott	G	6-1	Sr.	Townsend, Ga. / Frederica Academy
4	Braylyn Milton	G	5-11	So.	Charlotte, N.C. / Independence
5	Lojain Elfatairy	G	5-4	So.	Giza, Egypt / Smart Village School
10	Jadyn Scott	F	6-2	Sr.	Townsend, Ga. / Frederica Academy
11	Taziah Jenks	F	6-0	R-So.	Louisville, Ky. / Mercy Academy / West Virginia
20	Jillian Hayes	G	6-1	Jr.	Cincinnati, Ohio / Loveland
22	Malea Williams	F/C	6-3	Jr.	Georgetown, Ky. / Scott County / Louisville
23	Mya Jackson	G	5-7	Sr.	Wilmington, Ohio / Wilmington / Seton Hall
33	Sofia Gritzali	G	5-7	Sr.	Thessaloniki, Greece / Hellenic College of Thessaloniki
34	A'riel Jackson	G	5-9	Fr.	Brooklyn, N.Y. / Bishop Loughlin Memorial
42	Clarissa Craig	F/C	6-2	So.	Cincinnati, Ohio / Roger Bacon

## STAFF

Head Coach	Michelle Clark-Heard	5th Season
Assistant Coach / Recruiting Coordinator	Bridgette Gordon	1st Season
Assistant Coach	Myia Johnson	1st Season
Assistant Coach	Devrinn Paul	1st Season
Director of Women's Basketball Operations	AK Prestridge	2nd Season
Director of Creative Content	Maya Queenan	1st Season
Director of Video / Recruiting Operations	Zeke Mazyck	1st Season
Director of Sport Performance	Hong Tran	2nd Season
Associate Athletic Trainer	Taylor Lipinsky	5th Season
Graduate Assistant	Zenzele Apesemaka-Vital	
Student Assistant	Jana Abdullah	

## PRONUNCIATION GUIDE

Dais'Ja Trotter	Days - JUH (Rhymes with Asia)
Braylyn Milton	BRAY - Lin
Lojain Elfatairy	Lou - Jine (Rhymes with Rhine) Elf - AH - Tar - EE
Jadyn Scott	JAY - Din
Taziah Jenks	Tuh - ZYE - Uh (Rhymes with Rye)
Malea Williams	Muh - LAY - Uh
Mya Jackson	My - UH
Sofia Gritzali	Grit - ZAH - Lee
A'riel Jackson	ARE - Ee - Uhl
Myia Johnson (Assistant Coach)	My - UH

## SOCIAL MEDIA ROSTER

#	NAME	INSTAGRAM	TWITTER
0	Dais'Ja Trotter	daisjatrotter	daisjalachelle
1	Caitlyn Wilson	caitlyn.alyce	c_will1
3	Jada Scott	jadascott03	jadascott03
4	Braylyn Milton	braraayyyy	braylynmilton
5	Lojain Elfatairy	logisamyy	LogiSamy
10	Jadyn Scott	jadynscott10	jadynscott10
11	Taziah Jenks	taziah.jenks	TaziahJ
20	Jillian Hayes	jillianhayes	jillianhayess
22	Malea Williams	leaskipyyy	88gigs
23	Mya Jackson	myaj_10	myajack10
33	Sofia Gritzali	sofia_gritzali	
34	A'riel Jackson	isofamari	IsofamAri
42	Clarissa Craig	_cc42	rissa_4242

Michelle Clark-Heard	coachheard	coachchelly
Bridgette Gordon	CoachBGordon	coachbgordon
Myia Johnson	CoachMyiaOnFyia	coachmyiaonfyia
Devrinn Paul	CoachDPaul	devrinn_paul

## ALPHABETICAL ROSTER

#	NAME	POS.	HT.	CL.
42	Clarissa Craig	F/C	6-2	So.
5	Lojain Elfatairy	G	5-4	So.
33	Sofia Gritzali	G	5-7	Sr.
20	Jillian Hayes	G	6-1	Jr.
34	A'riel Jackson	G	5-9	Fr.
23	Mya Jackson	G	5-7	Sr.
11	Taziah Jenks	F	6-0	R-So.
4	Braylyn Milton	G	5-11	So.
3	Jada Scott	G	6-1	Sr.
10	Jadyn Scott	F	6-2	Sr.
0	Dais'Ja Trotter	G	5-9	Sr.
22	Malea Williams	F/C	6-3	Jr.
1	Caitlyn Wilson	G	5-10	Sr.

## ROSTER BY HEIGHT

#	NAME	POS.	HT.	CL.
22	Malea Williams	F/C	6-3	Jr.
42	Clarissa Craig	F/C	6-2	So
10	Jadyn Scott	F	6-2	Sr.
20	Jillian Hayes	G	6-1	Jr.
3	Jada Scott	G	6-1	Sr.
11	Taziah Jenks	F	6-0	R-So.
4	Braylyn Milton	G	5-11	So.
1	Caitlyn Wilson	G	5-10	Sr.
34	A'riel Jackson	G	5-9	Fr.
0	Dais'Ja Trotter	G	5-9	Sr.
33	Sofia Gritzali	G	5-7	Sr.
23	Mya Jackson	G	5-7	Sr.
5	Lojain Elfatairy	G	5-4	So.

## ROSTER BY CLASS

## SENIOR (6)

0	Dais'Ja Trotter	G	5-9	Sr.
33	Sofia Gritzali	G	5-7	Sr.
23	Mya Jackson	G	5-7	Sr.
3	Jada Scott	G	6-1	Sr.
1	Caitlyn Wilson	G	5-10	Sr.
10	Jadyn Scott	F	6-2	Sr.

## JUNIOR (2)

20	Jillian Hayes	G	6-1	Jr.
22	Malea Williams	F/C	6-3	Jr.

## REDSHIRT SOPHOMORE (1)

11	Taziah Jenks	F	6-0	R-So.
----	--------------	---	-----	-------

## SOPHOMORE (3)

42	Clarissa Craig	F/C	6-2	So.
5	Lojain Elfatairy	G	5-4	So.
4	Braylyn Milton	G	5-11	So.

## FRESHMAN (1)

34	A'riel Jackson	G	5-9	Fr.
----	----------------	---	-----	-----

## TEAM INFORMATION

2021-22 Record	11-17
AAC Record (Finish)	4-11 (11th)
Letterwinners returning/lost	10/5
Newcomers	3 (two transfers, one freshman)
Pct. points returning	66.2 percent (1,109 of 1,674)
Pct. rebounds returning	76.6 percent (758 of 990)
Pct. assists returning	52.0 percent (208 of 400)
Pct. blocks returning	66.2 percent (90 of 136)
Pct. steals returning	63.2 percent (144 of 228)
Pct. minutes returning	68.4 percent (3,831 of 5,602)





# HEAD COACH MICHELLE CLARK-HEARD

FIFTH SEASON

The University of Cincinnati women's basketball program continues to reach new heights under head coach Michelle Clark-Heard since her hiring in March 2018.

Clark-Heard is entering her fifth season at the helm in 2022-23 and her 13th overall season as a collegiate head coach. Under Clark-Heard, the Bearcats have posted superlatives including back-to-back 20 win seasons from 2018-2020 and the program's first appearance in a conference tournament final, both of which last occurred in 2002-03.

In 2021-22, the Bearcats continued to experience success as Braylyn Milton was named to the AAC All-Freshman Team to become the third player (Jillian Hayes, 2021 and Ilmar'I Thomas, 2018) to earn the distinction under Clark-Heard. Caitlyn Wilson finished second in the conference in three-point field goals made per game (2.1), while the Bearcats had two players ranked in the top-three in steals per game. In addition to the individual accolades, Bearcats were the only AAC program to defeat the conference champion UCF, taking down the Knights 61-57 inside Fifth Third Arena.

Clark-Heard, who was a UC assistant from 2002-05 and also spent six seasons as the head coach at Western Kentucky University before returning to UC, has amassed 46 wins in her first two years at the helm and is the only coach in program history to open a tenure with back-to-back 20 win seasons. Overall, her 10-year coaching career has seen her teams average more than 20 wins per campaign (22.4) with seven postseason appearances, including four NCAA Tournaments and three WNIT berths.

Her third season with the Bearcats (2020-21) was a season unlike any other due to COVID-19. Even with an 8-16 finish, Clark-Heard continued to showcase the talent on the court. Ilmar'I Thomas was tabbed as the AAC Player of the year, receiving all 50 voting points from the league's coaches to be the only conference player to earn unanimous First Team All-AAC honors for the second consecutive season. Thomas earned national player of the week honors from the United States Basketball Writers Association (USBWA) after she set the UC women's basketball record and the AAC record for most points in a game when she poured in 51 points to go with 12 rebounds at East Carolina on Feb. 24. The effort still stands as the most points in a Division I men's or women's basketball game this season. She joined Oscar Robertson as the only two player in UC history to score 50 or points in a game.

Jillian Hayes was tabbed as the AAC Freshman of the year and is the fourth UC player to be named to the AAC All-Freshmen Team, joining Ilmar'I Thomas (2018), Bianca Quisenberry (2014) and Anna Owens (2015).

Her second season with the Bearcats (2019-20) produced many big moments for the program. On a team level, UC posted a 22-10 record overall and went 11-5 in the American to finish tied for second, UC's best league finish in its seven-year membership in the AAC. Seeded third in the tournament, the Bearcats reached the final for the first time in the AAC as well as their first final appearance since the 2003 Conference USA Championship game. Additionally, the Bearcats finished the year 14-3 at home with a 12-game winning streak at Fifth Third Arena as well.

Individually, Clark-Heard's players enjoyed a great deal of success as well as a trio of players -- Ilmar'I Thomas, Antoinette Miller and Angel Rizer -- all joined the program's 1,000-point club during the season, the 27th, 28th and 29th members, respectively. When it came time for awards and honors, that trio also made a big splash as each was honored by the AAC as Thomas was a unanimous selection to the first team, Miller was a second-team honoree and Rizer was twice honored as she was named the AAC Most Improved Player of the Year while earning third-team all-conference accolades as well. The honors didn't end there, however, as Thomas and Miller both were voted Women's Basketball Coaches Association (WBCA) All-America Honorable Mention selections. The awards stand as just the second and third All-America honors earned in program history, joining Debbie Merrill, a 2003 WBCA All-America Honorable Mention.



## PERSONAL INFORMATION

**BORN:** July 27, 1968  
**HOMETOWN:** Louisville, Ky.  
**HUSBAND:** Luther  
**EDUCATION:** Western Kentucky ('90)  
**RECORD AT UC:** 71-59 (.546)  
**AAC RECORD:** 33-32 (.508)  
**OVERALL RECORD:** 249-139 (.642)

## PLAYING CAREER

YEAR	TEAM
1987-90	Western Kentucky
1995	Kentucky Marauders (WBA)

## COACHING CAREER (ENTERING 13TH AS HEAD COACH)

YEAR	SCHOOL	POSITION
1998-02	Nebraska	Assistant Coach
2002-05	Cincinnati	Assistant Coach
2005-07	Kentucky State	Head Coach
2007-12	Louisville	Assistant Coach
2012-18	Western Kentucky	Head Coach
2018-Pres.	Cincinnati	Head Coach

## MILESTONE HEAD COACHING WINS

**1ST WIN** - Nov. 15, 2005 vs. Midway, 77-64  
**50TH WIN** - Nov. 23, 2013 at Northern Kentucky, 74-64  
**100TH WIN** - March 14, 2015 vs. Southern Miss, 80-57  
**200TH WIN** - March 21, 2019 vs. Youngstown State, 76-62  
**1ST WIN AT UC** - Nov. 6th, 2018 vs. Austin Peay, 69-48  
**1ST HOME WIN AT UC** - Nov. 6th, 2018 vs. Austin Peay, 69-48  
**1ST AAC WIN** - Jan. 6th, 2019 vs. SMU, 69-57  
**1ST HOME AAC WIN** - Jan. 6th, 2019 vs. SMU, 69-57  
**1ST AWAY AAC WIN** - Jan. 19th, 2019 at Tulsa, 70-50  
**1ST AWAY WIN AT UC** - Nov. 18, 2018 at Saint Louis, 51-50  
**50TH WIN AT UC** - Feb. 24th, 2021 at East Carolina, 76-61  
**FIRST TOP-25 WIN** - Nov. 21, 2015 vs. Louisville, 71-69

## A WIN TONIGHT WOULD...

Be Clark-Heard's **72ND WIN** at Cincinnati  
 Be Clark-Heard's **250TH CAREER WIN**  
 Be Clark-Heard's **44TH HOME WIN** at Cincinnati  
 Be Clark-Heard's **131ST CAREER HOME WIN**  
 Be Clark-Heard's **32ND REGULAR SEASON NON-CONFERENCE WIN** at Cincinnati

In her first season at the helm at UC in 2018-19, Clark-Heard led the Bearcats to 24 wins -- the most victories in a head coach's first season in program history, and the most triumphs in 17 years (27 in 2001-02). The Red and Black's historic accomplishments also included the first time with consecutive postseason wins in program history (WNIT quarterfinals), its first 20-win season since 2003, first time with 12 conference wins since 1999, [at the time] highest-ever finish in the American (third place), and first time with three or more regular-season conference honorees since 2003 (Thomas - First Team All-AAC, Miller - Second Team All-AAC, Florence Sifa - Newcomer of the Year).

In six seasons at WKU, Clark-Heard reached four NCAA Tournaments, won four conference tournament championships and two regular season conference titles while posting 154 wins, becoming the second-fastest Lady Topper coach to reach 100 victories with the program. Clark-Heard took over a program with a 9-21 record in 2011-12 and she led the Hilltoppers to a 22-11 mark in her first season (2012-13), a 13-win improvement, which was the largest in Sun Belt Conference history.

Prior to taking the reigns at WKU, Clark-Heard spent five years as an assistant coach to Jeff Walz at Louisville (2007-12). During her time with the program, the Cardinals made three Sweet 16 appearances and their first Final Four appearance, finishing as the National Runner-Up in 2009.

Prior to her time at Louisville, Clark-Heard spent two seasons as the head coach at Kentucky State, taking the reigns of the program in June 2005. She took over a program that had won just one game during the 2004-05 season. In her first season, she led the Thorobrettes to a 5-23 record, four of the wins were against Southern Intercollegiate Athletic Conference opponents. Her team was picked to finish 11th in the SIAC but ended the season in ninth place. In her second season at KSU, she guided the Thorobrettes to an impressive 19-9 record, finishing tied for fourth place in the SIAC. Clark-Heard earned SIAC Coach of the Year honors after the impressive turnaround. Her 2006-07 Thorobrettes were the second most improved team in NCAA Division II women's basketball.

A four-year letter-winner on the Hill (1987-90), Clark-Heard was part of four NCAA Tournament teams during her Lady Topper career. She also helped guide the Lady Toppers to a pair of Sun Belt Conference Tournament championships (1988 and 1989) and two conference regular-season titles (1989 and 1990). She played in 118 games during her four years on the Hill, scoring 790 points and pulling down 615 rebounds. WKU amassed 89 victories during her four years in uniform, winning 70 percent of the games over that span and putting together three 20-win seasons.

#### TOP TEAM EFFORTS UNDER CLARK-HEARD

**MOST POINTS SCORED:** 98 vs. Miami (OH), 12/8/19  
**MOST FIELD GOALS MADE:** 41 vs. Miami (OH), 12/8/19  
**MOST FIELD GOALS ATTEMPTED:** 76 vs. Ohio State, 11/13/19  
**HIGHEST FIELD-GOAL PERCENTAGE:** 56.9 vs Miami (OH), 12/8/19  
**MOST THREE-POINT FIELD GOALS MADE:** 12 at Ohio, 12/13/22  
**MOST THREE-POINT FIELD GOALS ATTEMPTED:** 27 at Tulane, 2/7/21  
**HIGHEST THREE-POINT FIELD-GOAL PERCENTAGE** .692 (9-13) at Louisville, 11/7/22  
**MOST FREE THROWS MADE:** 21 vs. Ohio State 11/13/19, vs. VCU 12/8/18  
**MOST FREE THROWS ATTEMPTED:** 31 vs. Alabama A&M 11/10/21  
**HIGHEST FREE THROW PERCENTAGE:** 1.000 (4-4) at UCF, 2/15/20, (11-11) vs. Youngstown St. 3/21/19  
**MOST OFFENSIVE REBOUNDS:** 22 vs. Ohio State, 11/13/19  
**MOST DEFENSIVE REBOUNDS:** 37 vs. N.C. A&T, 12/19/21  
**MOST TOTAL REBOUNDS:** 54 at East Carolina, 2/24/21  
**MOST ASSISTS:** 31 vs. Miami (OH), 12/8/19  
**MOST STEALS:** 18 at Marquette, 12/22/21  
**MOST BLOCKED SHOTS:** 10 at East Carolina 1/16/22, at Houston 3/2/21  
**FEWEST TURNOVERS:** 5 vs. Saint Louis, 11/10/19  
**MOST TURNOVERS FORCED:** 31 vs. USF, 2/2/20  
**FEWEST POINTS ALLOWED:** 40 vs. Coppin State, 12/30/19  
**LOWEST FIELD GOAL PERCENTAGE ALLOWED:** .182 vs. USF 3/2/19  
**LOWEST THREE-POINT FIELD GOAL PERCENTAGE ALLOWED:** .056 vs. Memphis 3/7/20  
**LARGEST MARGIN OF VICTORY:** 46 vs. Coppin State 12/30/19

#### CLARK-HEARD OVERALL HEAD COACHING RESUME

YEAR	SCHOOL	OVERALL	HOME	AWAY	NEUT.	CONF.	CONF. REG SEASON FINISH/TOURNAMENT	POSTSEASON
2005-06	Kentucky State (SIAC)	5-23	5-8	0-13	0-2	4-15	SIAC First Round	
2006-07	Kentucky State (SIAC)	19-9	8-4	10-4	1-1	13-6	SIAC First Round	
<b>TWO SEASONS AT KSU</b>		<b>24-32</b>	<b>13-12</b>	<b>10-17</b>	<b>1-3</b>	<b>17-21</b>		
2012-13	Western Kentucky (Sun Belt)	22-11	10-5	10-6	2-0	13-7	3rd / Sun Belt Semifinals	WNIT Second Round
2013-14	Western Kentucky (Sun Belt)	24-9	11-3	8-5	5-1	13-5	2nd / Sun Belt Champions	NCAA First Round
2014-15	Western Kentucky (C-USA)	30-5	14-1	12-3	4-1	16-2	1st / Conference USA Champions	NCAA First Round
2015-16	Western Kentucky (C-USA)	27-7	14-1	12-5	1-1	15-3	T-2nd / Conference USA Quarterfinals	WNIT Quarterfinals
2016-17	Western Kentucky (C-USA)	27-7	14-1	9-3	4-3	16-2	1st / Conference USA Champions	NCAA First Round
2017-18	Western Kentucky (C-USA)	24-9	11-1	6-7	7-1	12-4	2nd / Conference USA Champions	NCAA First Round
<b>SIX SEASONS AT WKU</b>		<b>154-48</b>	<b>74-12</b>	<b>57-29</b>	<b>23-7</b>	<b>85-23</b>		
2018-19	Cincinnati (AAC)	24-11	17-2	6-8	1-1	12-4	3rd / American Semifinals	WNIT Quarterfinals
2019-20	Cincinnati (AAC)	22-10	14-3	6-4	2-3	11-5	T-2nd / American Runner-Ups	
2020-21	Cincinnati (AAC)	8-16	1-10	6-5	1-1	6-12	7th / American Semifinals	
2021-22	Cincinnati (AAC)	11-17	9-7	2-9	0-1	4-11	11th / American First Round	
2022-23	Cincinnati (AAC)	6-5	2-2	3-2	1-1			
<b>FIFTH SEASON AT UC</b>		<b>71-59</b>	<b>43-24</b>	<b>23-28</b>	<b>5-7</b>	<b>33-32</b>		
<b>13TH SEASON OVERALL</b>		<b>249-139</b>	<b>130-48</b>	<b>90-74</b>	<b>29-17</b>	<b>135-78</b>		

MISCELLANEOUS TEAM STATISTICS

CINCINNATI'S RECORD WHEN...			
Lead at halftime.....	6-2		
Trail at halftime.....	0-3		
Tied at halftime.....	0-0		
Lead with 5:00 remaining.....	6-1		
Trail with 5:00 remaining.....	0-3		
Tied with 5:00 remaining.....	0-1		
In overtime.....	0-1		
Shoot better from the field than opponent.....	4-2		
Shoot worse from the field than opponent.....	2-3		
Shoot the same from the field as opponent.....	0-0		
Shoot 50 percent or better from the field.....	2-0		
Shoot below 50 percent from the field.....	4-5		
Opponent shoots 50 percent or better from the field.....	1-1		
Opponent shoots below 50 percent from the field.....	5-4		
Make more than 5 three-point field goals.....	4-1		
Make 5 or fewer three-point field goals.....	2-4		
Attempt 20 or more three-point field goals.....	1-0		
Attempt less than 20 three-point field goals.....	5-5		
Make more free throws than opponent.....	5-1		
Opponent makes more free throws.....	0-4		
Free throws made are even.....	1-0		
Outrebound their opponent.....	4-3		
Outrebounded by their opponent.....	0-2		
Rebounds are even.....	2-0		
Bench outscores the opposing bench.....	6-1		
Opponent bench outscores bench.....	0-3		
Bench points are even.....	0-1		
Commit fewer turnovers than opponent.....	4-1		
Commit more turnovers than opponent.....	2-3		
Turnovers are even.....	0-1		
1-4 point margins.....	0-2		
5-10 point margins.....	2-1		
11-20 point margins.....	3-2		
21 or more point margins.....	1-0		
vs. AP Top 25 teams.....	0-1		
Play at home.....	2-2		
Play on the road.....	3-2		
Play on a neutral court.....	1-1		
Score 59 points or less.....	0-2		
Score 60-69 points.....	2-2		
Score 70-79 points.....	4-1		
Score 80-89 points.....	0-0		
Score 90 points or more.....	0-0		
Allow 59 points or less.....	4-2		
Allow 60-69 points.....	1-1		
Allow 70-79 points.....	1-1		
Allow 80-89 points.....	0-1		
Allow 90 points or more.....	0-0		
Play after a loss.....	4-1		
Score the first point.....	4-3		
Opponent scores the first point.....	2-2		
November.....	4-3		
December.....	2-2		
January.....	0-0		
February.....	0-0		
March.....	0-0		
POINTS OFF TURNOVERS			
Cincinnati.....	199 [18.1]	Opp.....	169 [15.4]
POINTS IN THE PAINT			
Cincinnati.....	306 [27.8]	Opp.....	344 [31.3]
SECOND CHANCE POINTS			
Cincinnati.....	129 [11.7]	Opp.....	124 [11.3]
FAST BREAK POINTS			
Cincinnati.....	89 [8.1]	Opp.....	67 [6.1]
BENCH POINTS			
Cincinnati.....	237 [21.5]	Opp.....	174 [15.8]
ATTENDANCE	GAME	TOTAL	AVERAGE
Home.....	4	5,548	1,387
Away.....	5	12,967	2,593
Neutral.....	2	425	213

DOUBLE-FIGURE SCORING GAMES	
Jillian Hayes.....	10
Mya Jackson.....	9
Clarissa Craig.....	4
Braylyn Milton.....	4
Caitlyn Wilson.....	2
A'riel Jackson.....	1
Dais'Ja Trotter.....	1
Malea Williams.....	1
GAMES LEADING IN SCORING	
Jillian Hayes.....	7
Mya Jackson.....	2
Braylyn Milton.....	1
Dais'Ja Trotter.....	1
Caitlyn Wilson.....	1
GAMES LEADING IN REBOUNDING	
Jillian Hayes.....	7
Malea Williams.....	2
Clarissa Craig.....	1
Braylyn Milton.....	1
A'riel Jackson.....	1
GAMES LEADING IN ASSISTS	
Mya Jackson.....	7
Jillian Hayes.....	2
Braylyn Milton.....	1
Jada Scott.....	1
Malea Williams.....	1
GAMES LEADING IN BLOCKS	
Jillian Hayes.....	6
Malea Williams.....	4
Clarissa Craig.....	2
A'riel Jackson.....	1
Taziah Jenks.....	1
GAMES LEADING IN STEALS	
Jillian Hayes.....	5
Mya Jackson.....	4
Clarissa Craig.....	1
A'riel Jackson.....	1
Taziah Jenks.....	1
Braylyn Milton.....	1
Jada Scott.....	1
Jadyn Scott.....	1
GAMES LEADING IN MINUTES	
Mya Jackson.....	9
Jillian Hayes.....	2
SCORED FIRST POINTS	
Who	
Mya Jackson.....	3
Jillian Hayes.....	2
Jada Scott.....	2
Clarissa Craig.....	1
Taziah Jenks.....	1
Braylyn Milton.....	1
Jadyn Scott.....	1
How	
Layup.....	6
Jump Shot.....	2
Three.....	2
Free Throw.....	1
DOUBLE-DOUBLES	
Jillian Hayes.....	4
Clarissa Craig.....	1



INDIVIDUAL LEADERS GAME-BY-GAME

OPPONENT	RESULT	POINTS	REBOUNDS	ASSISTS	ATTENDANCE
at Louisville [11/7]	L, 68-87 [-19]	28 - Braylyn Milton	4 - A'riel Jackson	4 - Mya Jackson	8,049
vs. Tennessee Tech [11/10]	W, 68-57 [+11]	19 - Jillian Hayes	9 - Jillian Hayes	5 - Mya Jackson	612
vs. Radford [11/13]	W, 62-53 [+9]	15 - Caitlyn Wilson	10 - Jillian Hayes	6 - Braylyn Milton	612
vs. Toledo [11/16]	L, 71-74 [OT] [-3]	24 - Mya Jackson	8 - Jillian Hayes, Braylyn Milton	2 - Mya Jackson, Jada Scott	3,786
at Lindenwood [11/21]	W, 71-60 [+11]	18 - Jillian Hayes	10 - Jillian Hayes	4 - Mya Jackson	494
vs. UT Arlington [11/25]	W, 72-58 [+14]	16 - Jillian Hayes	14 - Jillian Hayes	5 - Mya Jackson	250
vs. Charlotte [11/26]	L, 58-59 [-1]	12 - Jillian Hayes	8 - Malea Williams	5 - Jillian Hayes	175
at North Carolina A&T [12/1]	W, 78-73 [+5]	16 - Jillian Hayes, Mya Jackson	9 - Jillian Hayes	6 - Mya Jackson	912
vs. UIC [12/4]	L, 58-66 [-8]	20 - Jillian Hayes	10 - Clarissa Craig	5 - Jillian Hayes	536
at Xavier [12/9]	L, 35-48 [-13]	18 - Jillian Hayes	11 - Jillian Hayes	3 - Mya Jackson	3,162
at Ohio [12/13]	W, 77-44 [+33]	13 - Dais'Ja Trotter	10 - Malea Williams	4 - Malea Williams	350

SPECIALITY SCORING STATISTICS

OPPONENT	TURNOVERS			PAINT			SECOND CHANCE			FAST BREAK			BENCH		
	UC	OPP	MAR.	UC	OPP	MAR.	UC	OPP	MAR.	UC	OPP	MAR.	UC	OPP	MAR.
at Louisville [11/7]	16	28	-12	18	48	-30	4	16	-12	0	8	-8	23	28	-5
vs. Tennessee Tech [11/10]	20	11	+9	32	18	+12	15	14	+1	10	6	-4	21	16	+5
vs. Radford [11/13]	24	11	+13	22	30	-8	11	11	0	10	5	+5	24	24	0
vs. Toledo [11/16]	10	18	-8	36	36	0	13	11	+2	3	4	-1	7	15	-8
at Lindenwood [11/21]	30	10	+20	40	28	+12	17	12	+5	15	6	+9	21	8	+13
vs. UT Arlington [11/25]	19	18	+1	44	36	+8	14	5	+9	13	11	+2	28	5	+23
vs. Charlotte [11/26]	8	13	-5	26	24	+2	14	14	0	7	7	0	21	6	+15
at North Carolina A&T [12/1]	26	19	+7	24	36	-12	10	10	0	9	7	+2	29	23	+6
vs. UIC [12/4]	13	12	+1	30	36	-6	15	14	+1	5	4	+1	9	24	-15
at Xavier [12/9]	10	16	-6	14	28	-14	5	9	-4	10	7	+3	13	19	-6
at Ohio [12/13]	23	13	+10	20	24	-4	11	8	+3	7	2	+5	41	6	+35

LEAD/DEFICIT BREAKDOWN GAME-BY-GAME

OPPONENT	FIRST HALF			SECOND HALF/OT			FINAL			LARGEST		TIMES TIED	LEAD CHANGES	TIME LED
	UC	OPP	MAR.	UC	OPP	MAR.	UC	OPP	MAR.	LEAD	DEFICIT			
at Louisville [11/7]	28	48	-20	40	39	+1	68	87	-19	0	-23	0	0	0:00
vs. Tennessee Tech [11/10]	35	22	+13	33	35	-2	68	57	+11	17	-4	3	6	33:27
vs. Radford [11/13]	25	22	+3	37	31	+6	62	53	+9	14	0	1	0	38:06
vs. Toledo [11/16]	23	29	-6	35	29	+6	71	74	-3	7	-8	8	7	14:45
at Lindenwood [11/21]	37	30	+7	34	30	+4	71	60	+11	14	-6	2	6	34:20
vs. UT Arlington [11/25]	35	25	+10	37	33	+4	58	72	+14	14	-7	2	3	30:01
vs. Charlotte [11/26]	31	30	+1	27	29	-2	58	59	-1	4	-9	4	4	3:02
at North Carolina A&T [12/1]	40	35	+5	38	38	0	78	73	+5	10	-6	6	8	25:13
vs. UIC [12/4]	30	23	+7	28	43	-15	58	66	-8	9	-8	3	12	19:49
at Xavier [12/9]	17	26	-9	18	22	-4	35	48	-13	4	-20	2	3	5:03
at Ohio [12/13]	36	20	+16	41	24	+17	77	44	+33	35	-6	0	1	33:15

STARTING LINEUP BREAKDOWN

OPPONENT						LINEUP REC.	TEAM REC.
at Louisville [11/7]	Mya Jackson	Braylyn Milton	Jillian Hayes	Taziah Jenks	Jadyn Scott	[0-1]	[0-1]
vs. Tennessee Tech [11/10]	Mya Jackson	Braylyn Milton	Jillian Hayes	A'riel Jackson	Jadyn Scott	[1-0]	[1-1]
vs. Radford [11/13]	Mya Jackson	Braylyn Milton	Jillian Hayes	Caitlyn Wilson	Jadyn Scott	[1-0]	[2-1]
vs. Toledo [11/16]	Mya Jackson	Braylyn Milton	Jillian Hayes	Caitlyn Wilson	Jada Scott	[0-1]	[2-2]
at Lindenwood [11/21]	Mya Jackson	Caitlyn Wilson	Jillian Hayes	Jada Scott	Jadyn Scott	[1-0]	[3-2]
vs. UT Arlington [11/25]	Mya Jackson	Braylyn Milton	Jillian Hayes	Jada Scott	Jadyn Scott	[1-0]	[4-2]
vs. Charlotte [11/26]	Mya Jackson	Braylyn Milton	Jillian Hayes	Jada Scott	Jadyn Scott	[1-1]	[4-3]
at North Carolina A&T [12/1]	Mya Jackson	Braylyn Milton	Jillian Hayes	Taziah Jenks	Clarissa Craig	[1-0]	[5-3]
vs. UIC [12/4]	Mya Jackson	Braylyn Milton	Jillian Hayes	Taziah Jenks	Clarissa Craig	[1-1]	[5-4]
at Xavier [12/9]	Mya Jackson	Braylyn Milton	Jillian Hayes	Jada Scott	Clarissa Craig	[0-1]	[5-5]
at Ohio [12/13]	Mya Jackson	Braylyn Milton	Jillian Hayes	Jada Scott	Clarissa Craig	[1-1]	[6-5]

## TEAM SUPERLATIVES

CINCINNATI HIGH	CINCINNATI LOW		OPPONENT HIGH	OPPONENT LOW
78 at North Carolina A&T (12/1)	35 at Xavier (12/9)	Points	87 at Louisville (11/7)	44 at Ohio (12/13)
40 at North Carolina A&T (12/1)	17 at Xavier (12/9)	First-Half Points	48 at Louisville (11/7)	20 at Ohio (12/13)
41 at Ohio (12/13)	18 at Xavier (12/9)	Second-Half Points	43 vs. UIC (12/4)	22 at Xavier (12/9)
13 vs. Toledo (11/16)		Overtime Points	16 vs. Toledo (11/16)	
27 at North Carolina A&T (12/1), vs. UT Arlington (11/25)	10 at Xavier (12/9)	Field Goals	31 at Louisville (11/7)	16 at Ohio (12/13)
66 vs. Tennessee Tech (11/10)	50 at Ohio (12/13)	Field Goal Attempts	70 vs. Tennessee Tech (11/10)	46 at Lindenwood (11/21)
51.9 at North Carolina A&T (12/1)	17.9 at Xavier (12/9)	Field Goal Percentage	51.7 at Louisville (11/7)	28.6 vs. Tennessee Tech (11/10)
57.7 at North Carolina A&T (12/1)	19.4 at Xavier (12/9)	First-Half Field Goal Percentage	51.7 at Louisville (11/7)	23.5 vs. Tennessee Tech (11/10)
51.9 at Louisville (11/7)	16.0 at Xavier (12/9)	Second-Half Field Goal Percentage	64.0 vs. UIC (12/4)	26.7 at Xavier (12/9)
12 at Ohio (12/13)	1 at Xavier (12/9), vs. UT Arlington (11/25)	Three-Point Field Goals	10 vs. Tennessee Tech (11/10)	1 vs. UT Arlington (11/25)
20 at Ohio (12/13)	10 vs. Charlotte (11/26), vs. UT Arlington (11/25)	Three-Point Field Goal Attempts	26 vs. Tennessee Tech (11/10)	10 vs. UT Arlington (11/25)
69.2 at Louisville (11/7)	9.1 at Xavier (12/9)	Three-Point Field Goal Percentage	42.9 at Lindenwood (11/21)	10.0 vs. UT Arlington (11/25)
18 at Lindenwood (11/21)	8 vs. Charlotte (11/26)	Free Throws Made	24 vs. Toledo (11/16)	5 at Lindenwood (11/21)
25 at Ohio (12/13), vs. UT Arlington (11/25)	11 vs. Charlotte (11/26)	Free Throw Attempts	33 vs. Toledo (11/16)	9 vs. Tennessee Tech (11/10)
78.3 at Lindenwood (11/21)	55.6 vs. Tennessee Tech (11/10)	Free Throw Percentage	78.9 at North Carolina A&T (12/1)	31.3 at Lindenwood (11/21)
19 vs. Tennessee Tech (11/10)	8 at Louisville (11/7)	Offensive Rebounds	22 vs. Tennessee Tech (11/10)	10 vs. UIC (12/4), at North Carolina A&T (12/1), vs. Toledo (11/16), at Lindenwood (11/21)
31 at Xavier (12/9), vs. UT Arlington (11/25)	16 vs. UIC (12/4)	Defensive Rebounds	35 at Xavier (12/9)	11 at Ohio (12/13)
48 vs. Tennessee Tech (11/10)	27 at Louisville (11/7)	Total Rebounds	48 vs. Tennessee Tech (11/10)	22 at Ohio (12/13)
24 vs. Toledo (11/16),	13 at Ohio (12/13)	Fouls	21 vs. UT Arlington (11/25)	12 vs. UIC (12/4)
16 at North Carolina A&T (12/1)	7 at Xavier (12/9), vs. Toledo (11/16)	Assists	17 at Lindenwood (11/21)	9 vs. Radford (11/13)
24 at Ohio (12/13), at Louisville (11/7)	12 vs. Charlotte (11/26), vs. Tennessee Tech (11/10)	Turnovers	24 at Lindenwood (11/21)	10 vs. Toledo (11/16)
13 at Xavier (12/9)	4 vs. UIC (12/4)	Steals	14 at Louisville (11/7)	3 vs. Tennessee Tech (11/10)
7 vs. UT Arlington (11/25), vs. Tennessee Tech (11/10)	2 at Lindenwood (11/21), at Louisville (11/7)	Blocks	6 at Xavier (12/9), vs. UIC (12/4), vs. Tennessee Tech (11/10)	1 vs. UT Arlington (11/25)

## INDIVIDUAL SUPERLATIVES

	CINCINNATI	OPPONENT
Points	28 by Braylyn Milton at Louisville (11/7)	28 by Hailey Van Lith at Louisville (11/7)
Field Goals Made	10 by Mya Jackson vs. Toledo (11/16)	12 by Hailey Van Lith at Louisville (11/7)
Field Goals Attempted	19 by Mya Jackson vs. Toledo (11/16)	20 by Hailey Van Lith at Louisville (11/7)
Field Goal Percentage (Min. 5 made)	85.7 by Jillian Hayes at North Carolina A&T (12/1)	83.3 by Jessica Cook vs. Toledo (11/16), by Liz Dixon at Louisville (11/7)
Three-Point Field Goals Made	5 by Caitlyn Wilson vs. Radford (11/13), by Braylyn Milton at Louisville (11/7)	4 by Mary McGrath at Lindenwood (11/21), by Maaliya Owens vs. Tennessee Tech (11/10)
Three-Point Field Goals Attempted	8 by Caitlyn Wilson at Lindenwood (11/21), vs. Toledo (11/16)	8 by Maleia Bracone at North Carolina A&T (12/1), by Maaliya Owens vs. Tennessee Tech (11/10)
Three-Point Field Goals Percentage (Min. 3 made)	100.0 [5-5] by Braylyn Milton at Louisville (11/7)	60.0 [3-5] by Masyn McWilliams at Lindenwood (11/21)
Free Throws Made	8 by Jillian Hayes at Xavier (12/9)	9 by Morgan Jones at Louisville (11/7)
Free Throws Attempted	10 by Jillian Hayes at Ohio (12/13); at Xavier (12/9)	13 by Morgan Jones at Louisville (11/7)
Free Throw Percentage (Min. 5 made)	100.0 [5-5] by Mya Jackson at Lindenwood (11/21)	83.3 [5-6] by Courtney Prenger at Xavier (12/9)
Offensive Rebounds	6 by Jillian Hayes at Lindenwood (11/21)	5 by Anna Walker, Reagan Hurst vs. Tennessee Tech (11/10)
Defensive Rebounds	11 by Jillian Hayes vs. UT Arlington (11/25)	10 by Starr Jacobs vs. UT Arlington (11/25)
Total Rebounds	14 by Jillian Hayes vs. UT Arlington (11/25)	11 by Shelby Calhoun at Xavier (12/9), by Sammi Mikonowicz vs. Toledo (11/16), by Anna Walker vs. Tennessee Tech (11/10)
Turnovers	8 by Mya Jackson at Louisville (11/7)	6 by Ashlyn Traylor vs. Radford (11/13)
Assists	6 by Mya Jackson at North Carolina A&T (12/1), by Braylyn Milton at Louisville (11/7)	7 by Kristian Young vs. UIC (12/4)
Blocks	4 by Malea Williams vs. UT Arlington (11/25)	3 [five players] last by Nila Blackford, Courtney Prenger at Xavier (12/9)
Steals	5 by Jillian Hayes at Xavier (12/9)	5 by Mykasa Robinson at Louisville (11/7)
Minutes Played (Regulation)	38:39 by Mya Jackson vs. Tennessee Tech (11/10)	40:00 by Jada McMillian vs. Charlotte (11/26)
Minutes Played (Including OT)	45:00 by Mya Jackson vs. Toledo (11/16)	42:52 by Sophia Wiard vs. Toledo (11/16)

## 2022-23 CINCINNATI WOMEN'S BASKETBALL

GAME  
1

## CINCINNATI 68, LOUISVILLE 87

Nov. 7, 2022 | Louisville, Ky. | KFC Yum! Center



Official Basketball Box Score - Final  
Cincinnati at Louisville  
11/07/22 KFC Yum! Center, Louisville  
2022-23 Women's Basketball

Cincinnati - 68

Record: 1-1

NO. Name	Min	FG M-A	3P M-A	FT M-A	Rebounds OR DR TOT	Fouls PF FD	TP	AS	TO	ST	Blocks BS BA	+/
10 Jadyin Scott	22:28	1-4	0-0	0-0	1 2 3	1 0	2	0	0	0	0	-12
11 Taziah Jenks	12:55	0-2	0-0	0-0	0 0 0	0 0	0	0	1	0	0	-14
4 Braylin Milton	33:21	9-12	5-5	5-6	0 3 3	3 7	28	0	3	1	0	-17
20 Jillian Hayes	G 17:48	0-9	0-0	3-6	1 2 3	5 4	3	0	1	1	0	-2
23 Mya Jackson	G 35:07	5-10	2-2	0-0	1 2 3	0 1	12	4	8	0	0	-22
3 Jada Scott	15:44	0-1	0-0	0-0	0 2 2	2 0	0	0	0	0	0	-13
42 Clarissa Craig	38:33	0-0	0-0	0-0	1 1 2	5 1	0	0	1	0	0	-6
22 Malea Williams	12:30	1-1	0-0	1-2	1 1 2	1 1	3	0	1	1	1	-6
0 Dais'Ja Trotter	12:22	1-4	1-3	0-0	2 2 2	0 0	3	0	1	0	0	-8
1 Caitlyn Wilson	11:56	1-3	1-3	2-3	0 0 0	2 1	5	1	1	0	0	0
34 A'riel Jackson	17:16	5-7	0-0	2-3	1 3 4	3 2	12	3	7	2	1	0
Team					2 1 3		0	0				
Totals		23-53	9-13	13-20	8 19 27	24 17	68	8	24	5	2 5	-19

Technical Fouls: NONE

Louisville - 87

Record: 1-0

NO. Name	Min	FG M-A	3P M-A	FT M-A	Rebounds OR DR TOT	Fouls PF FD	TP	AS	TO	ST	Blocks BS BA	+/
22 Liz Dixon	F 19:02	5-6	0-0	2-2	3 3 6	2 2	12	0	3	0	2 0	8
44 Olivia Cochran	F 23:47	1-4	0-1	2-2	3 5 8	3 2	4	1	3	1	0	0
3 Christyn Carr	G 22:50	0-3	0-3	1-2	0 3 3	0 1	1	2	3	1	0	0
10 Hailey Van Lith	G 30:26	12-20	2-7	2-3	0 2 2	2 2	28	2	2	0	0	20
24 Morgan Jones	G 21:00	2-5	1-3	9-13	1 3 4	1 7	14	2	4	3	3	0
5 Mykasa Robinson	26:18	2-5	0-1	1-1	2 4 6	1 4	5	3	1	5	0	22
12 Payton Verhulst	17:57	4-10	1-4	0-1	1 0 1	1 1	9	0	1	2	0	11
40 Josie Williams	11:48	3-3	0-0	0-0	1 3 4	2 2	6	0	0	0	0	6
11 Norika Konno	09:11	0-1	0-1	0-0	0 0 0	5 0	0	1	1	0	0	-1
13 Merissah Russell	09:20	1-1	1-1	0-0	0 1 1	0 0	3	1	0	2	0	0
2 Nyla Harris	08:21	1-2	0-0	3-4	1 1 2	0 3	5	0	0	0	0	-1
Team					2 0 2		0	0				
Totals		31-60	5-21	20-28	14 25 39	17 24	87	12	18	14	5 2	19

Technical Fouls: NONE

	CIN	LOU
Biggest lead	0 (1 <sup>st</sup> 10:00)	23 (4 <sup>th</sup> 6:07)
Best Scoring Run	8 (3 <sup>rd</sup> 6:52)	15 (1 <sup>st</sup> 1:28)
Lead Changes	0	
Times Tied	0	
Time with Lead	00:00	39:06

Points from	CIN	LOU
Turnovers	16	28
Paint	18	48
Second Chance	4	16
Fast Breaks	0	8
Bench	23	28

Period by Period Scoring	
1st 2nd 3rd 4th TOT	CIN 10 18 18 22 68
	LOU 24 24 12 27 87

Game Time: 5:00 PM  
Game Duration: 1:55  
Attendance: 8,049

Officials:

Shooting By Period	
1 <sup>st</sup> FG%	3-13 23.1%
3PT%	3-4 75.0%
FT%	1-4 25%
2 <sup>nd</sup> FG%	6-13 46.2%
3PT%	2-4 50.0%
FT%	4-6 66.7%
3 <sup>rd</sup> FG%	6-14 42.9%
3PT%	2-2 100.0%
FT%	4-5 80%
4 <sup>th</sup> FG%	8-13 61.5%
3PT%	2-3 66.7%
FT%	4-5 80%
GM FG%	23-53 43.4%
3PT%	9-13 69.2%
FT%	13-20 65.0%

Dead Ball Rebounds: 4, 0

GAME  
2

## CINCINNATI 68, TENNESSEE TECH 57

Nov. 10, 2022 | Cincinnati, Ohio | Fifth Third Arena



Official Basketball Box Score - Final  
Tennessee Tech at Cincinnati  
11/10/22 Fifth Third Arena, Cincinnati  
2022-23 Women's Basketball

Officials: John Capolino, Krystle Apellaniz, Rob Fessler

Tennessee Tech - 57

Record: 1-1

NO. Name	Min	FG M-A	3P M-A	FT M-A	Rebounds OR DR TOT	Fouls PF FD	TP	AS	TO	ST	Blocks BS BA	+/
4 Anna Walker	F 20:20	3-12	1-2	0-0	5 6 11	2 0	7	1	1	2	2 0	0
2 Jordan Brook	G 26:48	2-8	2-6	2-2	0 3 3	2 3	8	1	1	0	1 0	-15
10 Reagan Hurst	G 32:39	1-9	0-3	1-2	5 2 7	2 3	3	2	2	0	2 2	-7
11 Maaliya Owens	G 34:47	5-14	4-8	0-0	1 1 2	0 1	14	2	2	1	1 1	-2
24 Jada Guinn	G 25:53	4-7	1-1	0-0	2 5 7	4 2	9	2	1	0	0 0	-4
22 Peyton Carter	16:09	0-5	0-3	2-2	1 1 2	1 3	2	3	2	0	0 0	-5
33 Reghan Grimes	22:07	4-9	2-2	2-3	1 3 4	2 4	12	1	3	0	0 0	-3
30 Kiera Hill	05:56	1-3	0-0	0-0	0 0 0	0 0	2	0	0	0	0 0	-7
1 Cayla Cowart	12:32	0-3	0-1	0-0	2 0 2	0 0	1	0	1	2	0 0	-10
35 DJ McFarlane	02:49	0-0	0-0	0-0	2 0 2	0 0	0	0	1	0	0 0	3
Team					3 5 8		0	1				
Totals		20-70	10-26	7-9	22 26 48	13 17	57	13	16	3	6 7	-11

Technical Fouls: NONE

Cincinnati - 68

Record: 1-1

NO. Name	Min	FG M-A	3P M-A	FT M-A	Rebounds OR DR TOT	Fouls PF FD	TP	AS	TO	ST	Blocks BS BA	+/
10 Jadyin Scott	F 12:16	2-3	0-0	0-0	1 1 2	2 0	4	0	1	0	1 0	1
4 Braylin Milton	G 24:21	1-9	0-4	1-2	1 4 5	2 1	3	2	2	0	0 0	-5
20 Jillian Hayes	G 25:13	8-15	0-0	3-5	4 5 9	1 4	19	3	1	1	1 2	13
23 Mya Jackson	G 38:39	7-12	1-4	3-5	3 3 6	1 4	18	5	3	0	0 0	10
34 A'riel Jackson	G 19:04	1-6	0-0	1-2	1 4 5	3 1	3	2	3	2	1 1	15
22 Malea Williams	18:56	2-7	1-3	2-4	3 3 6	0 3	7	0	0	1	3 1	12
1 Caitlyn Wilson	16:37	2-3	2-3	0-0	0 0 0	0 0	6	0	0	1	0 0	-3
42 Clarissa Craig	10:59	1-4	0-0	0-0	1 0 1	4 0	2	0	3	0	0 1	-4
3 Jada Scott	12:36	0-2	0-0	0-0	0 2 2	2 0	0	0	0	0	1 1	0
5 Lojain Elfatary	01:21	0-1	0-1	0-0	0 0 0	0 0	0	0	0	0	0 0	1
0 Dais'Ja Trotter	17:09	2-4	2-3	0-0	3 3 6	1 0	6	2	1	1	0 0	8
33 Sofia Grizlaci	02:49	0-0	0-0	0-0	0 0 0	1 0	0	0	0	1	0 0	-3
Team					2 4 6		0	0				
Totals		26-66	6-18	10-18	19 29 48	17 13	68	14	12	10	7 6	11

Technical Fouls: NONE

	TTU	CIN
Biggest lead	4 (1 <sup>st</sup> 3:09)	17 (4 <sup>th</sup> 1:16)
Best Scoring Run	6 (3 <sup>rd</sup> 1:51)	14 (2 <sup>nd</sup> 1:12)
Lead Changes	6	
Times Tied	3	
Time with Lead	05:42	33:27

Points from	TTU	CIN
Turnovers	11	20
Paint	18	32
Second Chance	14	15
Fast Breaks	6	10
Bench	16	21

Period by Period Scoring	
1st 2nd 3rd 4th TOT	TTU 15 7 20 15 57
	CIN 14 21 18 15 68

GAME  
3

## CINCINNATI 62, RADFORD 53

Nov. 13, 2022 | Cincinnati, Ohio | Fifth Third Arena



Official Basketball Box Score - Final  
Radford at Cincinnati  
11/13/22 Fifth Third Arena, Cincinnati  
2022-23 Women's Basketball

Radford - 53

Record: 1-2

NO. Name	Min	FG M-A	3P M-A	FT M-A	Rebounds OR DR TOT	Fouls PF FD	TP	AS	TO	ST	Blocks BS BA	+/
00 Rachel LaLonde	F 30:16	2-4	0-1	3-4	3 5 8	4 3	3	7	1	1	0 1	0
50 Jackie Christ	C 14:45	2-7	0-0	1-4	2 0 2	1 3	5	0	1	0	0 1	-9
5 Olivia Wagner	G 33:57	3-11	1-5	2-4	0 1 1	2 4	9	3	3	0	0 1	-5
12 Ashley Panem	G 17:31	0-2	0-1	0-0	0 1 1	2 1	0	1	4	0	0 0	-9
23 Carmen Williams	G 29:52	3-10	2-7	0-0	4 4 4	0 0	8	0	1	0	0 1	-13
11 Ashley Traylor	25:29	5-8	0-0	3-4	1 2 3	2 3	13	2	6	1	0 1	6
24 Trinity Klock	25:53	3-11	0-2	0-0	7 7 4	0 0	6	2	3	2	3 0	-5
14 Vanessa Blake	08:31	1-3	0-0	0-0	2 0 2	3 0	2	0	1	2	0 0	-4
25 Taliana Beaumont	13:46	1-2	1-2	0-0	0 2 2	0 2	3	0	0	0	0 0	-10
Team					3 7 10		0	0	2			
Totals		20-58	4-18	9-16	11 29 40	18 16	53	9	22	6	4 5	-9

Technical Fouls: NONE

Cincinnati - 62

Record: 2-1

NO. Name	Min	FG M-A	3P M-A	FT M-A	Rebounds OR DR TOT	Fouls PF FD	TP	AS	TO	ST	Blocks BS BA	+/
10 Jadyin Scott	F 12:32	0-3	0-0	0-0	1 3 4	3 1	0	0	1	1	0 0	-4
1 Caitlyn Wilson	G 26:28	5-7	5-7	0-0	0 3 3	0 0	15	0	2	1	1 0	13
4 Braylin Milton	G 31:34	0-6	0-1	1-2	1 2 3	3 2	1	6	4	0	0 1	10
20 Jillian Hayes	G 25:42	3-10	0-1	5-8	2 8 10	3 8	11	3	2	2	3 0	13
23 Mya Jackson	G 37:30	3-12	1-2	4-4	0 2 2	2 2	11	5	3	1	0 1	9
34 A'riel Jackson	11:54	1-4	0-0	0-0	0 2 2	1 0	2	0	2	0	0 0	-1
22 Malea Williams	11:51	1-4	0-0	0-0	1 1 2	3 0	2	0	1	0	0 2	-4
42 Clarissa Craig	17:01	3-7	0-0	5-6	3 2 5	0 4	11	0	2	0	1 0	1
0 Dais'Ja Trotter	12:34	0-2	0-2	1-2	1 0 1	0 1	1	0	0	0	0 0	-4
3 Jada Scott	12:54	4-7	0-0	0-0	2 5 7	1 0	8	1	0	3	0 0	12
Team					0 1 1		0	0				
Totals		20-62	6-13	16-22	13 27 40	16 18	62	15	17	8	5 4	9

Technical Fouls: NONE

	Radford	Cincy
Biggest lead	0 (1 <sup>st</sup> 10:00)	14 (3 <sup>rd</sup> 3:49)
Best Scoring Run	11 (2 <sup>nd</sup> 1:18)	7 (3 <sup>rd</sup> 6:55)
Lead Changes	0	
Times Tied	1	
Time with Lead	00:00	38:06

Points from	Radford	Cincy
Turnovers	11	24
Paint	30	22
Second Chance	11	11
Fast Breaks	5	10
Bench	24	24

Period by Period Scoring	
1st 2nd 3rd 4th TOT	Radford 7 15 20 11 53
	Cincy 14 11 29 8 62

Game Time: 3:00 PM  
Game Duration: 1:51  
Attendance: 612</

## 2022-23 CINCINNATI WOMEN'S BASKETBALL

GAME  
5

## CINCINNATI 71, LINDENWOOD 60

Nov. 21, 2022 | St. Charles, Mo. | Hyland Arena



Official Basketball Box Score - Final  
**Cincinnati at Lindenwood**  
11/21/22 Robert F. Hyland Arena, St. Charles, Mo.  
2022-23 Women's Basketball

Officials: Erika Herriman, Hannah Reynolds, David Rafalski

Game Time: 7:00 PM  
Game Duration: 2:02  
Attendance: 494



Official Basketball Box Score - Final  
**UT Arlington at Cincinnati**  
11/25/22 Ocean Center, Daytona Beach, Fla.  
2022 Daytona Beach Invitational

Game Time: 3:30 PM  
Game Duration: 1:51  
Attendance: 250

Cincinnati - 71

Record: 3-2

NO. Name	Min	FG M-A	3P M-A	FT M-A	Rebounds OR DR TOT	Fouls PF FD	TP	AS	TO	ST	Blocks BS BA	+
10 Jady Scott	F 26:16	2-6	0-0	4-6	3 2 5	1 4	8	0	1	0	0 0	10
1 Caitlyn Wilson	G 29:01	2-9	2-8	2-2	1 2 3	3 2	8	0	3	2	0 0	17
3 Jada Scott	G 23:34	1-2	0-0	1-2	0 2 2	1 1	3	2	1	1	0 0	9
20 Jillian Hayes	G 32:38	7-12	0-0	4-4	6 4 10	5 3	18	1	3	3	0 1	17
23 Mya Jackson	G 34:30	4-13	0-3	5-5	2 3 5	1 4	13	4	3	3	0 1	4
22 Malea Williams	14:16	3-5	0-0	0-0	3 1 4	4 0	6	1	1	1	2 0	-1
42 Clarissa Craig	12:27	2-5	0-0	2-3	0 1 1	4 2	6	0	1	0	0 1	-8
0 Dais'Ja Trotter	09:44	1-3	1-2	0-0	0 1 1	1 1	3	0	0	0	0 0	3
34 A'riel Jackson	10:46	2-4	0-1	0-0	0 1 1	2 0	4	1	1	2	0 0	7
33 Sofia Gritzali	06:48	1-2	0-0	0-1	1 1 2	1 1	2	0	0	0	0 0	-3
Team					1 1 2	0	0	0	0			
Totals		25-61	3-14	18-23	17 19 36	23 18	71	9	14	12	2 3	11

Technical Fouls: NONE

Shooting By Period	1st FG%	2nd FG%	3rd FG%	4th FG%	GM FG%
1st FG%	9-17 52.9%				
3PT%	2-2 100.0%				
FT%	4-4 100%				
2nd FG%	6-16 37.5%				
3PT%	0-5 0.0%				
FT%	1-4 25%				
3rd FG%	7-17 41.2%				
3PT%	1-5 20.0%				
FT%	0-0 0%				
4th FG%	3-11 27.3%				
3PT%	0-2 0.0%				
FT%	13-15 86.7%				
GM FG%	25-61 41.0%				
3PT%	3-14 21.4%				
FT%	18-23 78.3%				

Dead Ball Rebounds: 2, 0

Lindenwood - 60

Record: 0-3

NO. Name	Min	FG M-A	3P M-A	FT M-A	Rebounds OR DR TOT	Fouls PF FD	TP	AS	TO	ST	Blocks BS BA	+
42 Brooke Woodyard	F 18:58	1-3	0-1	0-0	2 2 4	1 2	2	2	3	0	0 0	-8
5 Emily Beneschawel	G 27:30	3-8	2-4	0-0	1 0 1	2 0	8	2	5	1	0 0	-10
10 Alana Beneschawel	G 24:25	1-5	0-3	1-4	0 2 2	4 3	4	1	1	0	0 0	-7
21 Mary McGrath	G 38:33	9-14	4-7	0-0	1 5 6	2 0	22	3	1	3	1 0	-6
25 Masyn McWilliams	G 35:54	6-9	3-5	2-5	1 4 5	2 11	17	2	1	2	0 0	-11
3 Mya Davidson	16:00	2-2	0-0	0-0	2 2 3	1 4	0	2	0	1	0	-6
2 Makayla Wallace	16:42	0-1	0-0	1-3	1 1 2	1 1	4	2	0	0	1	-7
30 Paige Craft	16:44	0-2	0-1	0-0	0 1 1	1 2	0	0	3	0	0 0	-3
22 Christyan Reid	05:14	1-2	0-0	1-4	0 0 0	2 3	3	0	1	0	1 0	3
Team					4 5 9	0	5					
Totals		23-46	9-21	5-16	10 22 32	18 23	60	17	24	6	3 2	-11

Technical Fouls: NONE

Shooting By Period	1st FG%	2nd FG%	3rd FG%	4th FG%	GM FG%
1st FG%	8-11 72.7%				
3PT%	5-6 83.3%				
FT%	0-0 0%				
2nd FG%	4-15 26.7%				
3PT%	0-6 0.0%				
FT%	1-2 50%				
3rd FG%	5-11 45.5%				
3PT%	1-5 20.0%				
FT%	2-5 40%				
4th FG%	6-9 66.7%				
3PT%	3-4 75.0%				
FT%	2-9 22.2%				
GM FG%	23-46 50.0%				
3PT%	9-21 42.9%				
FT%	5-16 31.3%				

Dead Ball Rebounds: 5, 0

	CIN	LWU
Biggest lead	14 (4 <sup>th</sup> 5:44)	6 (1 <sup>st</sup> 4:31)
Best Scoring Run	10 (4 <sup>th</sup> 5:44)	8 (3 <sup>rd</sup> 2:04)
Lead Changes	6	
Times Tied	2	
Time with Lead	34:20	04:37

Points from Turnovers	CIN	LWU
Paint	40	28
Second Chance	17	12
Fast Breaks	15	6
Bench	21	8

Period by Period Scoring	1st	2nd	3rd	4th	TOT
CIN	24	13	15	19	71
LWU	21	9	13	17	60

GAME  
6

## CINCINNATI 72, UT ARLINGTON 58

Nov. 25, 2022 | Daytona Beach, Fla. | Ocean Center



Official Basketball Box Score - Final  
**UT Arlington at Cincinnati**  
11/25/22 Ocean Center, Daytona Beach, Fla.  
2022 Daytona Beach Invitational

Officials: Ashlee Goode, Kelly Johnson, Matthew Krenek

UT Arlington - 58

Record: 2-3

NO. Name	Min	FG M-A	3P M-A	FT M-A	Rebounds OR DR TOT	Fouls PF FD	TP	AS	TO	ST	Blocks BS BA	+
4 Starr Jacobs	F 34:47	6-18	0-0	6-8	0 10 10	4 5	18	1	2	5	0 3	-7
34 Shylia Smith	F 27:20	1-5	0-1	0-0	4 2 6	2 4	2	1	0	1	0 1	-10
10 Jireh Washington	G 30:30	4-13	0-3	8-10	0 3 3	3 6	16	5	5	5	2	-11
24 De'Sha Benjamin	G 25:12	0-3	0-1	0-0	1 2 3	2 0	0	0	0	0	0 0	-2
32 Kayla White	G 33:01	7-13	1-4	2-5	1 2 3	3 5	17	0	4	2	1 0	-6
1 Kamaria Gipson	12:34	1-4	0-0	0-0	2 2 4	0 0	2	1	1	0	0 1	-4
5 Nyia Threatt	01:47	0-1	0-0	0-0	0 0 0	0 0	0	1	0	0	0 0	-1
15 Taleyah Jones	15:55	0-3	0-1	1-2	0 0 0	1 2	1	0	0	3	0 0	-16
21 Alexsiah Goudeau	08:13	1-1	0-0	0-0	1 0 1	0 0	2	1	0	0	0 0	-7
13 Jordyn Turner	01:49	0-0	0-0	0-0	1 1 1	1 0	0	0	1	0	0 0	-1
2 Reniya Jones	08:52	0-1	0-0	0-0	1 0 1	1 0	0	0	2	0	0 0	-7
Team					3 2 5	0	0	0				
Totals		20-62	1-10	17-25	11 24 35	21 22	58	10	15	16	1 7	-14

Technical Fouls: Jacobs 2<sup>nd</sup> 4:36

Shooting By Period	1st FG%	2nd FG%	3rd FG%	4th FG%	GM FG%
1st FG%	7-17 41.2%				
3PT%	0-1 0.0%				
FT%	5-9 55.6%				
2nd FG%	2-15 13.3%				
3PT%	0-4 0.0%				
FT%	2-4 50%				
3rd FG%	8-18 44.4%				
3PT%	1-2 50.0%				
FT%	5-6 83.3%				
4th FG%	3-12 25.0%				
3PT%	0-3 0.0%				
FT%	5-6 83.3%				
GM FG%	20-62 32.3%				
3PT%	1-10 10.0%				
FT%	17-25 68.0%				

Dead Ball Rebounds: 6, 1

Cincinnati - 72

Record: 4-2

NO. Name	Min	FG M-A	3P M-A	FT M-A	Rebounds OR DR TOT	Fouls PF FD	TP	AS	TO	ST	Blocks BS BA	+
10 Jady Scott	F 10:05	1-1	0-0	0-0	0 0 0	4 0	2	0	1	0	0 0	-1
3 Jada Scott	G 15:43	3-3	0-0	1-3	1 1 2	2 2	7	0	1	0	0 0	-3
4 Braylyn Milton	G 31:53	2-9	0-2	0-0	3 3 6	3 3	4	4	6	3	0 0	14
20 Jillian Hayes	G 30:25	7-15	0-1	2-3	3 11 14	3 4	16	1	6	0	1 0	11
23 Mya Jackson	G 36:26	6-16	0-4	3-3	0 2 2	3 4	15	5	2	1	0 1	13
1 Caitlyn Wilson	13:23	1-2	0-0	0-0	1 1 0	0 0	3	1	2	0	0 0	2
22 Malea Williams	20:43	3-5	0-1	2-2	1 7 8	2 3	8	0	1	1	4 0	5
34 A'riel Jackson	14:23	1-5	0-0	3-4	2 2 4	0 2	5	1	2	2	0 0	10
42 Clarissa Craig	25:19	3-5	0-0	6-8	2 3 5	3 2	12	0	1	3	2 0	15
11 Taziah Jenks	01:40	0-0	0-0	0-0	0 0 0	2 0	0	0	1	0	0 0	3
Team					3 1 4	0	0	0				
Totals		27-61	1-10	17-25	15 31 46	22 20	72	12	23	10	7 1	14

Technical Fouls: NONE

Shooting By Period	1st FG%	2nd FG%	3rd FG%	4th FG%	GM FG%
1st FG%	7-18 38.9%				
3PT%	1-3 33.3%				
FT%	4-8 50%				
2nd FG%	5-12 41.7%				
3PT%	0-3 0.0%				
FT%	6-8 75%				
3rd FG%	9-15 60.0%				
3PT%	0-1 0.0%				
FT%	5-7 71.4%				
4th FG%	6-16 37.5%				
3PT%	0-3 0.0%				
FT%	2-2 100%				
GM FG%	27-61 44.3%				
3PT%	1-10 10.0%				
FT%	17-25 68.0%				

Dead Ball Rebounds: 2, 2

GAME  
7

## CINCINNATI 58, CHARLOTTE 59

Nov. 26, 2022 | Daytona Beach, Fla. | Ocean Center



Official Basketball Box Score - Final  
**Cincinnati at Charlotte**  
11/26/22 Ocean Center, Daytona Beach, Fla.  
Daytona Beach Invitational

Officials: Brian Garland, Kelly Johnson, Erica Herriman

Game Time: 5:45 PM  
Game Duration: 1:42  
Attendance: 175



Official Basketball Box Score - Final  
**Cincinnati at N.C. A&T**  
12/01/22 Corbett Sports Center, Greensboro, N.C.  
2022-23 Women's Basketball

Game Time: 6:00 PM  
Game Duration: 1:56

Officials:

Cincinnati - 58

Record: 4-3

NO. Name	Min	FG M-A	3P M-A	FT M-A	Rebounds OR DR TOT	Fouls PF FD	TP	AS	TO	ST	Blocks BS BA	+
10 Jady Scott	F 13:26	1-3	0-0	0-0	1 1 2	0 0	2	0	0	0	0 0	-7
3 Jada Scott	G 14:54	1-2	0-0	0-0	0 0 0	2 1	2	0	0	0	0 0	-14
4 Braylyn Milton	G 28:24	4-7	1-1	1-2	1 2 3	0 2	10	2	1	0	0 1	-2
20 Jillian Hayes	G 33:42	5-17	0-0	2-4	2 5 7	3 3	12	5	2	2	2 3	4
23 Mya Jackson	G 32:32	5-13	0-3	1-1	0 3 3	3 1	11	2	5	1	0 0	-4
22 Malea Williams	16:55	2-7	0-2	0-0	4 4 8	2 1	4	1	2	0	0 0	-6
42 Clarissa Craig	21:43	4-6	0-0	2-2	2 2 2	2 2	10	0	1	1	2 0	7
1 Caitlyn Wilson	19:38	1-4	1-4	0-0	1 2 3	0 0	3	2	0	0	0 0	10
34 A'riel Jackson	09:17	0-0	0-0	2-2	0 0 0	1 2	2	1	0	1	0 0	3
11 Taziah Jenks	09:29	1-2	0-0	0-0	1 2 3	1 1	2	0	1	0	2 0	4
Team					4 2 6	0	0	0				
Totals		24-61	2-10	8-11	16 21 37	14 13	58	13	12	5	6 4	-1

Technical Fouls: NONE

Shooting By Period			
1 <sup>st</sup>	FG%	5-17	29.4%
	3PT%	0-1	0.0%
	FT%	2-2	100%
2 <sup>nd</sup>	FG%	8-15	53.3%
	3PT%	0-3	0.0%
	FT%	3-3	100%
3 <sup>rd</sup>	FG%	5-13	38.5%
	3PT%	0-3	0.0%
	FT%	2-4	50%
4 <sup>th</sup>	FG%	6-16	37.5%
	3PT%	2-3	66.7%
	FT%	1-2	50%
GM	FG%	24-61	39.3%
	3PT%	2-10	20.0%
	FT%	8-11	72.7%



## 2022-23 CINCINNATI WOMEN'S BASKETBALL

GAME  
9

## CINCINNATI 58, UIC 66

Dec. 4, 2022 | Cincinnati, Ohio | Fifth Third Arena

Official Basketball Box Score - Final  
**UIC at Cincinnati**  
12/04/22 Fifth Third Arena, Cincinnati  
2022-23 Women's Basketball

UIC - 66

Record: 8-1

NO.	Name	Min	FG M-A	3P M-A	FT M-A	Rebounds OR DR TOT	Fouls PF FD	TP	AS	TO	ST	Blocks BS BA	+
34	Josie Flier	F 24:54	4-8	2-3	1-2	3 4 7	4 1	11	1	2	1	3 1	5
0	Keona Schenck	G 25:38	0-1	0-1	2-2	0 0 0	0 2	2	0	0	0	0 0	10
1	Kristian Young	G 35:05	3-7	1-2	2-4	1 1 2	0 4	9	7	2	0	0 0	4
3	Sara Zabrecky	G 28:27	2-5	1-4	2-2	0 1 1	0 3	7	1	1	0	0 0	-1
4	Jaida McCloud	G 28:33	6-11	1-2	0-0	1 5 6	4 1	13	1	2	1	0 1	6
5	Ky Dempsey-Toney	25:20	7-11	0-0	3-4	1 4 5	1 3	17	1	3	1	3 0	8
12	Tiana Jackson	14:22	0-1	0-0	1-2	0 0 0	0 1	1	1	2	0	0 0	-2
15	Lindsey Rogers	01:13	0-1	0-0	0-0	0 0 0	0 0	0	0	0	0	0 0	-3
25	Danyel Middleton	16:28	2-4	0-0	2-2	0 2 2	3 1	6	0	0	1	0 1	13
Team						4 3 7				0	2		
Totals			24-49	5-12	13-18	10 20 30	12 16	66	12	14	4	6 3	8

Technical Fouls:NONE

Game Time: 3:00 PM  
Game Duration: 2:00

Officials:

Cincinnati - 35

Record: 5-5

NO.	Name	Min	FG M-A	3P M-A	FT M-A	Rebounds OR DR TOT	Fouls PF FD	TP	AS	TO	ST	Blocks BS BA	+
42	Clarissa Craig	C 16:35	0-3	0-0	0-0	4 2 6	2 1	0	0	0	0	1 1	-10
3	Jada Scott	G 21:38	1-6	0-0	2-2	2 6 8	2 1	4	0	1	0	2 1	-5
4	Braylyn Milton	G 23:22	0-1	0-0	0-2	0 2 2	1 1	0	2	0	1	0 0	-6
20	Jillian Hayes	G 33:41	5-15	0-0	8-10	4 7 11	4 8	18	0	7	5	3 3	-12
23	Mya Jackson	G 33:49	0-13	0-4	0-0	2 2 4	0 3	0	3	2	2	0 0	-5
10	Jadyn Scott	22:49	1-4	0-0	3-4	0 4 4	3 3	5	2	2	2	0 1	-7
11	Taziah Jenks	14:02	1-4	1-2	0-2	0 3 3	0 1	3	0	2	0	0 0	-4
22	Malea Williams	13:09	2-3	0-0	0-0	0 3 3	1 0	4	0	1	1	0 0	-3
1	Caitlyn Wilson	11:20	0-5	0-4	0-0	0 0 0	3 0	0	0	0	1	0 0	-7
33	Sofia Gritzali	01:25	0-0	0-0	0-0	0 1 1	0 0	0	0	1	0	0 0	-3
34	Ariel Jackson	05:42	0-1	0-0	1-2	0 0 0	2 1	1	0	1	0	0 0	-4
0	Dais'Ja Trotter	02:28	0-1	0-1	0-0	0 0 0	1 0	0	0	0	1	0 0	-2
Team						0 1 1				0	0		
Totals			10-56	1-11	14-22	12 31 43	19 19	35	7	18	13	6 6	-13

Dead Ball Rebounds: 4, 0

Official Basketball Box Score - Final  
**Cincinnati at Xavier**  
12/09/22 Cintas Center, Cincinnati  
2022-23 Women's Basketball

Officials: Joseph Vasziy, Fatou Cissoko-Stephens, Bruce Morris

Game Time: 7:00 PM  
Game Duration: 1:57  
Attendance: 3,162

Xavier - 48

Record: 7-3

NO.	Name	Min	FG M-A	3P M-A	FT M-A	Rebounds OR DR TOT	Fouls PF FD	TP	AS	TO	ST	Blocks BS BA	+
4	Nila Blackford	F 21:18	2-4	0-0	0-2	0 5 5	0 4	4	0	3	2	3 0	8
0	Shelby Calhoun	G 31:44	3-11	0-0	2-4	3 8 11	3 5	8	6	5	2	0 0	10
10	Fernanda Ovalle	G 34:12	4-10	1-2	0-1	1 7 8	2 2	9	2	2	1	0 1	13
12	Kaysia Woods	G 25:43	2-9	1-4	0-0	0 0 0	2 0	5	0	1	3	0 2	7
15	Mackayla Scarlett	G 33:24	1-11	1-5	0-0	2 5 7	3 0	3	3	1	0	0 2	11
30	Courtney Prenger	24:22	5-7	0-0	5-6	4 4 8	3 4	15	0	1	1	3 1	8
23	Aanaya Harris	19:32	1-4	0-0	1-2	0 3 3	4 3	3	1	3	0	0 0	8
20	Kaleigh Addie	09:45	0-0	0-0	1-2	0 0 0	2 1	1	0	4	0	0 0	0
Team						2 3 5				0	0		
Totals			18-56	3-11	9-17	12 35 47	19 19	48	12	20	9	6 6	13

Technical Fouls:NONE

Dead Ball Rebounds: 3, 2

Cincinnati - 58

Record: 5-4

NO.	Name	Min	FG M-A	3P M-A	FT M-A	Rebounds OR DR TOT	Fouls PF FD	TP	AS	TO	ST	Blocks BS BA	+
11	Taziah Jenks	F 17:18	0-3	0-0	0-2	3 1 4	1 1	0	2	2	0	0 1	-5
42	Clarissa Craig	C 24:13	5-9	0-1	1-1	3 7 10	2 3	11	0	3	0	2 0	-2
4	Braylyn Milton	G 32:56	2-5	1-3	2-2	0 0 0	1 2	7	0	1	1	0 0	0
20	Jillian Hayes	G 31:15	9-16	0-0	2-3	2 4 6	5 2	20	5	2	1	0 2	-6
23	Mya Jackson	G 35:34	4-9	1-2	2-2	1 0 1	2 1	11	4	2	2	0 2	0
1	Caitlyn Wilson	20:37	1-5	1-4	0-0	1 1 2	1 1	3	1	0	0	0 1	-13
22	Malea Williams	15:29	1-6	0-4	2-4	5 0 5	2 2	4	0	1	0	1 0	-11
34	Ariel Jackson	08:42	1-5	0-1	0-0	0 0 0	0 0	2	0	1	0	0 0	-9
3	Jada Scott	04:30	0-0	0-0	0-0	1 1 1	0 0	0	0	0	1	0 0	-2
0	Dais'Ja Trotter	03:39	0-1	0-0	0-0	1 1 0	0 0	0	0	0	0	0 0	5
10	Jadyn Scott	05:47	0-1	0-0	0-0	0 0 0	1 0	0	0	0	0	0 0	3
Team						3 1 4				0	1		
Totals			23-60	3-15	9-14	18 16 34	17 12	58	12	14	4	3 6	-8

Technical Fouls:Bench 1<sup>st</sup>10:00

	UIC	CINCY					Period by Period Scoring				
Biggest lead	8 (4 <sup>th</sup> 0:22)	9 (3 <sup>rd</sup> 8:41)	Points from	UIC	CINCY		1st	2nd	3rd	4th	TOT
Best Scoring Run	10 (1 <sup>st</sup> 0:43)	10 (2 <sup>nd</sup> 3:46)	Turnovers	12	13	Paint					
Lead Changes		12	Paint	36	30	Second Chance	14	15			
Times Tied		3	Second Chance	14	15	Fast Breaks	4	5			
Time with Lead	19:49	18:38	Fast Breaks	4	5	Bench	24	9			
			Bench	24	9		CINCY	8	22	14	58

GAME  
11

## CINCINNATI 77, OHIO 44

Dec. 16, 2022 | Athens, Ohio | Convocation Center

Official Basketball Box Score - Final  
**Cincinnati at Ohio**  
12/13/22 Convocation Center, Athens  
2022-23 Women's Basketball

Officials: Cameron Inouye, Michael McConnell, Angie Englund

Game Time: 7:00 PM  
Game Duration: 1:55  
Attendance: 350

Cincinnati - 77

Record: 6-5

NO.	Name	Min	FG M-A	3P M-A	FT M-A	Rebounds OR DR TOT	Fouls PF FD	TP	AS	TO	ST	Blocks BS BA	+
42	Clarissa Craig	C 16:28	2-3	0-0	3-6	4 1 5	1 4	7	0	2	0	0 0	10
3	Jada Scott	G 11:42	0-0	0-0	0-2	2 2 0	0 0	0	1	0	0	0 0	10
4	Braylyn Milton	G 23:00	3-4	2-2	4-5	0 1 1	2 2	12	2	3	0	0 0	19
20	Jillian Hayes	G 29:55	2-9	0-0	6-10	4 4 8	1 9	10	2	5	3	3 1	18
23	Mya Jackson	G 23:47	3-6	1-2	0-0	0 0 0	2 2	7	1	5	2	0 0	15
10	Jadyn Scott	15:08	3-3	0-0	0-0	1 2 3	2 0	6	2	0	1	0 0	18
11	Taziah Jenks	12:16	2-3	1-2	0-0	1 0 1	2 0	5	1	1	1	0 0	7
22	Malea Williams	22:33	1-6	1-1	0-0	4 6 10	2 1	3	4	2	0	1 1	22
1	Caitlyn Wilson	18:01	4-6	4-5	0-0	1 1 2	0 0	12	1	1	0	0 1	17
0	Dais'Ja Trotter	12:17	4-6	3-5	2-2	0 1 1	0 1	13	1	1	0	0 0	19
33	Sofia Gritzali	07:42	1-1	0-0	0-0	1 0 1	0 0	2	0	1	2	0 0	10
34	Ariel Jackson	03:49	0-0	0-0	0-2	0 0 0	0 1	0	0	1	0	0 0	-4
5	Lojain Elfatairy	03:22	0-3	0-3	0-0	0 0 0	1 0	0	0	0	0	0 0	4
Team						2 8 10				0	0		
Totals			25-50	12-20	15-25	18 26 44	13 20	77	15	24	11	3 3	33

Technical Fouls:NONE

NO.	Name	Min	FG M-A	3P M-A	FT M-A	Rebounds OR DR TOT	Fouls PF FD	TP	AS	TO	ST	Blocks BS BA	+
4	Ella Pope	F 26:41	1-6	0-2	0-0	2 4 6	3 1	2	0	1	2	1 2	-15
20	Abby Garnett	F 20:23	3-6	0-1	0-0	1 1 2	1 0	6	0	0	0	0 0	-23
2	Yaya Felder	G 21:09	7-12	1-2	3-3	0 1 1	5 4	18	4	3	3	0 0	-9
5	Caitlyn Kroll	G 29:48	3-7	1-4	2-2	0 2 2	2 3	9	4	4	1	0 1	-15
14	Kate Dennis	G 26:24	1-3	1-3	0-0	1 0 1	3 0	3	0	3	1	1 0	-8
0	Jaya McClure	22:33	0-9	0-6	1-4	2 2 4	2 2	1	2	5	2	1 0	-30
10	Kallah Johnson	13:38	0-2	0-1	0-0	2 0 2	1 0	0	0	0	0	0 0	-24
23	Jasmine Hale	15:33	0-1	0-1	0-0	1 0 1	2 0	0	0	3	0	0 0	-10
22	Kendall Hale	12:36	1-3	0-1	3-4	0 0 0	1 2	5	0	1	2	0 0	-8
41	Cassidy Laffer	05:29	0-2	0-0	0-2	0 0 0	0 1	0	0	0	0	0 0	-13
24	Aja Austin	05:48	0-0	0-0	0-0	0 0 0	0 0	0	0	0	0	0 0	-10
Team						2 1 3				0	2		
Totals			16-51	3-21	9-15	11 11 22	20 13	44	10	22	11	3 3	-33

Dead Ball Rebounds: 6, 0

Ohio - 44

Record: 2-6

NO.	Name		Min	FG M-A	3P M-A	FT M-A	Rebounds OR DR TOT	Fouls PF FD	TP	AS	TO	ST	Blocks BS BA	+/-
4	Ella Pope	F	26:41	1-6	0-2	0-0	2 4 6	3 1	2	0	1	2	1 2	-15
20	Abby Garnett	F	20:23	3-6	0-1	0-0	1 1 2	1 0	6	0	0	0	0 0	-23
2	Yaya Felder	G	21:09	7-12	1-2	3-3	0 1 1	5 4	18	4	3	3	0 0	-9
5	Caitlyn Kroll	G	29:48	3-7	1-4	2-2	0 2 2	2 3	9	4	4	1	0 1	-15
14	Kate Dennis	G	26:24	1-3	1-3	0-0	1 0 1	3 0	3	0	3	1	1 0	-8
0	Jaya McClure		22:33	0-9	0-6	1-4	2 2 4	2 2	1	2	5	2	1 0	-30
10	Kailah Johnson		13:36	0-2	0-1	0-0	2 0 2	1 0	0	0	0	0	0 0	-24
23	Jasmine Hale		15:33	0-1	0-1	0-0	1 0 1	2 0 0	0	0	3	0	0 0	-10
22	Kendall Hale		12:36	1-3	0-1	3-4	0 0 0	1 2 5	0	1	2	0	0 0	-8
41	Cassidy Lafler		05:29	0-2	0-0	0-0	0 0 0	0 1 0	0	0	0	0	0 0	-13
24	Aja Austin		05:48	0-0	0-0	0-0	0 0 0	0 0 0	0	0	0	0	0 0	-10
Team							2 1 3	0	0	2				
Totals				16-51	3-21	9-15	11 11 22	20 13 44	10 22	11	3	3	-33	

## CINCINNATI RANKING SUMMARIES - AS OF DEC. 15

Statistic	National Rank	Conference Rank	Value	National Leader	Value	Conference Leader	Value
Assist/Turnover Ratio (350 ranked)	253	9	0.66	Colorado St.	2.02	Tulsa	1.23
Assists Per Game (349 ranked)	242	8	11.6	Utah	21.1	Tulane	17.6
Blocks Per Game (350 ranked)	54	3	4.5	South Carolina	10.2	Tulsa	4.6
Field Goal Percentage (350 ranked)	196	7	40.0	Utah	53.3	SMU	45.5
Field Goal Percentage Defense (350 ranked)	161	9	39.2	South Carolina	27.8	Tulsa	32.5
Fouls Per Game (350 ranked)	278	7	19.1	Providence	11.6	South Fla.	14.2
Free Throw Attempts Per Game (350 ranked)	53	3	20.82	Arkansas	28.25	Memphis	26.27
Free Throw Percentage (350 ranked)	248	9	66.4	Green Bay	85.1	South Fla.	74.6
Free Throws Made Per Game (350 ranked)	82	3	13.82	Notre Dame	20.67	Memphis	16.55
Rebound Margin (350 ranked)	125	8	3.5	LSU	23.6	SMU	10.6
Rebounds (Defensive) Per Game (350 ranked)	240	9	24.1	Drake	36.6	Tulsa	32.2
Rebounds (Offensive) Per Game (350 ranked)	45	5	14.5	Troy	24.0	Houston	17.4
Rebounds Per Game (349 ranked)	133	9	38.64	Troy	53.30	Tulsa	43.80
Scoring Defense (350 ranked)	129	5	61.7	South Carolina	46.4	East Carolina	52.3
Scoring Margin (349 ranked)	165	8	3.5	LSU	45.7	Tulsa	18.9
Scoring Offense (350 ranked)	193	10	65.3	LSU	95.9	Tulane	77.2
Steals Per Game (350 ranked)	154	3	8.4	Grand Canyon	17.0	Houston	14.6
Three Point Attempts Per Game (350 ranked)	325	10	14.1	FGCU	33.8	Tulsa	31.2
Three Point Percentage (350 ranked)	64	4	34.8	UConn	42.7	SMU	37.7
Three Point Percentage Defense (350 ranked)	97	7	28.3	Fla. Atlantic	21.0	Tulsa	23.4
Three Pointers Per Game (350 ranked)	258	8	4.9	FGCU	11.0	Tulsa	10.4
Turnover Margin (350 ranked)	195	7	0.00	Ohio St.	13.50	East Carolina	9.45
Turnovers Forced Per Game (350 ranked)	147	3	17.55	Niagara	27.62	East Carolina	27.09
Turnovers Per Game (350 ranked)	240	9	17.5	Colorado St.	8.6	Tulsa	13.8
Winning Percentage (339 ranked)	167	8	54.5	11 teams tied	100.0	SMU Tulsa Wichita St.	80.0 80.0 80.0

Statistic	Player	National Rank	Conference Rank	Value	National Leader	Value	Conference Leader	Value
Assist/Turnover Ratio (250 ranked)	Mya Jackson	244	8	1.17	Te-Hina Paopao, Oregon	5.43	Rachel Hakes, Tulane	2.62
Assists (142 ranked)	Mya Jackson	96	5	41	Taina Mair, Boston College	94	Rachel Hakes, Tulane	68
Assists Per Game (248 ranked)	Mya Jackson	157	5	3.7	Nika Muhl, UConn	9.8	Rachel Hakes, Tulane	6.8
Blocks (132 ranked)	Jillian Hayes	33	1	18	Brooke Flowers, Saint Louis	53	Jillian Hayes, Cincinnati	18
	Malea Williams	132	7	12				
Blocks Per Game (202 ranked)	Jillian Hayes	58	1	1.64	Brooke Flowers, Saint Louis	4.08	Jillian Hayes, Cincinnati	1.64
	Malea Williams	190	8	1.09				
Double Doubles (33 ranked)	Jillian Hayes	33	3	4	Lauren Gustin, BYU	10	Dulcy Fankam Mendjiadeu, South Fla.	7
					Angel Reese, LSU	10		
Field Goal Attempts (147 ranked)	Jillian Hayes	85	6	138	Aneesah Morrow, DePaul	250	Danae McNeal, East Carolina	171
	Mya Jackson	109	9	134				
Field Goal Percentage (250 ranked)	Jillian Hayes	186	6	43.5	Taylor Thierry, Ohio St.	73.0	Dulcy Fankam Mendjiadeu, South Fla.	58.4
Field Goals (146 ranked)	Jillian Hayes	108	7	60	Aneesah Morrow, DePaul	118	Dulcy Fankam Mendjiadeu, South Fla.	73
Free Throw Attempts (137 ranked)	Jillian Hayes	17	1	70	Jhessyka Williams, Gardner-Webb	93	Jillian Hayes, Cincinnati	70
Free Throw Percentage (249 ranked)					Erin Houpt, Mercer	100.0	Trajata Colbert, Wichita St.	86.1
Free Throws (141 ranked)	Jillian Hayes	45	1	44	Caitlin Clark, Iowa	68	Jillian Hayes, Cincinnati	44
					Ta'Niya Latson, Florida St.	68	Emani Jefferson, Memphis	44
Minutes Per Game (150 ranked)	Mya Jackson	51	2	35.49	Esmeralda Morales, Portland St.	39.27	Aleah Nelson, Temple	36.63
Points (197 ranked)	Jillian Hayes	97	5	164	Caitlin Clark, Iowa	305	Sammie Puiasis, South Fla.	193
					Ta'Niya Latson, Florida St.	305		
Points Per Game (249 ranked)	Jillian Hayes	174	5	14.9	Keishana Washington, Drexel	28.1	Elena Tsineke, South Fla.	16.6
Rebounds (148 ranked)	Jillian Hayes	42	3	95	Angel Reese, LSU	143	Dulcy Fankam Mendjiadeu, South Fla.	138
Rebounds (Defensive) Per Game (30 ranked)					Lauren Gustin, BYU	10.2	Jane Asinde, Wichita St.	8.0
Rebounds (Offensive) Per Game (29 ranked)					Angel Reese, LSU	5.9	Destiny Thomas, UCF	5.8
Rebounds Per Game (247 ranked)	Jillian Hayes	69	5	8.6	Angel Reese, LSU	14.3	Destiny Thomas, UCF	12.4
Steals (146 ranked)	Jillian Hayes	124	7	21	Dontavia Waggoner, Boston College	49	Danae McNeal, East Carolina	29
Steals Per Game (242 ranked)	Jillian Hayes	199	12	1.91	Ny'Ceara Pryor, Sacred Heart	4.20	Danae McNeal, East Carolina	2.64
Three Point Attempts (144 ranked)					Darrione Rogers, DePaul	104	Sammie Puiasis, South Fla.	92
Three Point Percentage (214 ranked)	Caitlyn Wilson	78	6	41.8	Shy Tuelle, Campbell	56.5	Jasmine Smith, SMU	46.7
Three Pointers (131 ranked)	Caitlyn Wilson	93	5	23	Abbey Hsu, Columbia	41	Sammie Puiasis, South Fla.	35
Three Pointers Per Game (247 ranked)	Caitlyn Wilson	172	8	2.09	Shy Tuelle, Campbell	3.71	Marta Galic, Tulane	3.30
Triple Doubles (2 ranked)					Megan McConnell, Duquesne	2		

# O | DAIS'JA TROTTER

Jr. | G | 5-9 | Louisville, Ky. | Seneca High School | Rend Lake College | Days - JUH (Rhymes with Asia) | Twitter: daisjalachelle | IG: daisjatrotter

MIN	PPG	RPG	3FG%	FG%
<b>9.3</b>	<b>3.3</b>	<b>1.6</b>	<b>43.8</b>	<b>38.1</b>



**2022-23:** Recorded a career-high 13 points on 4-6 from the field, 3-5 from three at Ohio (12/13) ... Provided a spark off the bench with a steal at Xavier (12/9) ... Recorded six points on 2-3 from behind the arc and six rebounds vs. Tennessee Tech (11/10) ... One of two transfers (Mya Jackson) and one of six players from within a 100-mile radius (Louisville, Ky.) on the roster.

**2021-22 AT REND LAKE COLLEGE:** Named the Great Rivers Athletic Conference and NJCAA Region XXIV Player of the Year ... Led the NJCAA in points per game, total points and field goals made, averaging 24.4 points per game ... Finished as the program's all-time leading scorer with 1,474 points, breaking a nearly four-decade record established in 1983 ... Named a Second-Team NJCAA All-American, in addition to earning All-Region and All-Conference honors ... Started 29 of 30 games, averaging 24.4 points, 10.3 rebounds, and 2.3 assists per game ... Helped lead the Warriors to a 23-7 record, 11-2 in the GRAC conference ... Tied her career-high 44 points twice, at Shawnee Community College and Olney Central College ... Her #10 Rend Lake jersey is on display at the Women's Basketball Hall of Fame Ring of Honor in Knoxville, Tenn.

**2020-21 AT REND LAKE COLLEGE:** Named a honorable mention NJCAA All-American ... Started all 18 games, recording 19.6 points, 9.7 rebounds and 1.4 assists per game ... Her team-high 19.6 points per game ranked 11th in the NJCAA.

**2019-20 AT REND LAKE COLLEGE:** Appeared in 26 games with 18 starts ... Averaged 15 points, 10.2 rebounds and 1.6 assists per game ... Minutes increased from 25.9 to 29.1 in conference games ... Recorded a collegiate career-high 44 points on 17-25 from the field at Kaskaskia College.

**HIGH SCHOOL/PREP:** 1,000-point scorer at Seneca High School, where she was coached by her mother Latasha Peterson ... Totaled 60 points on 25-33 from the field and 21 rebounds in win over Portland Christian ... Named All-Conference and All-Region in her junior season.

**PERSONAL:** Mother, Latasha, played for Kentucky ... Her brothers, Brandon played four seasons for William Penn College before signing in Australia and Barrye competed in track and field for two seasons at Campbellsville University ... Majoring in criminal justice.

Opponent	Date	GS	MIN	Total		3-Pointers		Free throws		Rebounds				PF	A	TO	BLK	STL	PTS	AVG
				FG-FGA	PCT	3FG-3FGA	PCT	FT-FTA	PCT	OFF	DEF	TOT	AVG							
at Louisville	11/07/2022		12:22	1-4	.250	1-3	.333	0-0	.000	0	2	2	2.0	2	0	1	0	0	3	3.0
Tennessee Tech	11/10/2022		17:09	2-4	.500	2-3	.667	0-0	.000	3	3	6	4.0	1	2	1	0	1	6	4.5
Radford	11/13/2022		12:34	0-2	.000	0-2	.000	1-2	.500	1	0	1	3.0	0	0	0	0	0	1	3.3
Toledo	11/16/2022		04:33	0-0	.000	0-0	.000	0-0	.000	1	0	1	2.5	0	0	0	0	0	0	2.5
at Lindenwood	11/21/2022		09:44	1-3	.333	1-2	.500	0-0	.000	0	1	1	2.2	1	0	0	0	0	3	2.6
UIC	12/04/2022		03:39	0-1	.000	0-0	.000	0-0	.000	0	1	1	2.0	0	0	0	0	0	0	2.2
at Xavier	12/09/2022		02:28	0-1	.000	0-1	.000	0-0	.000	0	0	0	1.7	1	0	1	0	1	0	1.9
at Ohio	12/13/2022		12:17	4-6	.667	3-5	.600	2-2	1.000	0	1	1	1.6	0	1	1	0	0	13	3.3
<b>Totals</b>			<b>0 74:46</b>	<b>8-21</b>	<b>.381</b>	<b>7-16</b>	<b>.438</b>	<b>3-4</b>	<b>.750</b>	<b>5</b>	<b>8</b>	<b>13</b>	<b>1.6</b>	<b>5</b>	<b>3</b>	<b>4</b>	<b>0</b>	<b>2</b>	<b>26</b>	<b>3.3</b>

				Field Goals		3-Point		F-Throws		Rebounds								Scoring	
SEASON TEAM	GP-GS	MIN/AVG	FG-FGA	FG%	3FG-3FGA	3FG%	FT-FTA	FT%	OFF	DEF	TOT	AVG	PF-FO	A	TO	BLK	STL	PTS	AVG
2022-23 UC	8-0	75/9.3	8-21	.381	7-16	.438	3-4	.750	5	8	13	1.6	5-0	3	4	0	2	26	3.3
TOTAL	8-0	75/9.3	8-21	.381	7-16	.438	3-4	.750	5	8	13	1.6	5-0	3	4	0	2	26	3.3

## MISCELLANEOUS STATS

	SEASON	CAREER
Double-Double.....		
10+ Plus Points.....	1	1
20+ Plus Points.....		
5+ Rebounds.....	1	1
5+ Assists.....		
10+ Rebounds.....		
10+ Assists.....		
2+ Blocks.....		
2+ Steals.....		
Led Team in Points.....	1	1
Led Team in Rebounds.....		
Led Team in Assists.....		
Led Team in Blocks.....		
Led Team in Steals.....		

## TROTTER'S HIGHS

### POINTS

Season.....	13 at Ohio, 12/13/22
Conference.....	
Career.....	13 at Ohio, 12/13/22

### REBOUNDS

Season.....	6 vs. Tennessee Tech, 11/10/22
Conference.....	
Career.....	6 vs. Tennessee Tech, 11/10/22

### FG MADE

Season.....	4 at Ohio, 12/13/22
Conference.....	
Career.....	4 at Ohio, 12/13/22

### FG ATTEMPTED

Season.....	6 at Ohio, 12/13/22
Conference.....	
Career.....	6 at Ohio, 12/13/22

### THREE POINT FG MADE

Season.....	3 at Ohio, 12/13/22
Conference.....	
Career.....	3 at Ohio, 12/13/22

### THREE POINT FG ATTEMPTED

Season.....	5 at Ohio, 12/13/22
Conference.....	
Career.....	5 at Ohio, 12/13/22

### FT MADE

Season.....	2 at Ohio, 12/13/22
Conference.....	
Career.....	2 at Ohio, 12/13/22

### FT ATTEMPTED

Season.....	2 at Ohio, 12/13/22; vs. Radford, 11/13/22
Conference.....	
Career.....	2 at Ohio, 12/13/22; vs. Radford, 11/13/22

### ASSISTS

Season.....	2 vs. Tennessee Tech, 11/10/22
Conference.....	
Career.....	2 vs. Tennessee Tech, 11/10/22

### BLOCKS

Season.....	
Conference.....	
Career.....	

### STEALS

Season.....	1 at Xavier, 12/9/22; vs. Tennessee Tech, 11/10/22
Conference.....	
Career.....	1 at Xavier, 12/9/22; vs. Tennessee Tech, 11/10/22

### MINUTES

Season.....	17 vs. Tennessee Tech, 11/10/22
Conference.....	
Career.....	17 vs. Tennessee Tech, 11/10/22



# 1 | CAITLYN WILSON

Sr. | G | 5-10 | Cordova, Tenn. | Arlington High School | Chipola Junior College | Twitter: c\_will1 | IG: caitlyn.alyce

MIN	PPG	RPG	FG%	3FG%
20.6	6.9	1.7	38.7	41.8

**2022-23:** Ranks ninth in program history with 132 career three-pointers made ... Finished with her second double-digit scoring game of the season with 12 points on 4-5 from three ... Scored nine points on 3-6 from three at North Carolina A&T (12/1) ... Scored eight points and added three rebounds at Lindenwood (11/21) ... Totaled nine points and five rebounds vs. Toledo (11/16) ... Recorded a game-high 15 points on 5-7 from behind the arc in 26 minutes vs. Radford (11/13) ... Scored six points on 2-3 from behind the arc vs. Tennessee Tech (11/10) ... Added five points and an assist at Louisville (11/7) ... Three three-point field goals made shy of entering top-10 in program history (currently at 121, 124 - 10th).

**2021-22:** Played in 28 games with 21 starts, averaging 7.9 points, 2.3 rebounds and 1.0 assists in 23.3 minutes ... Ranked second in the AAC with 2.1 three-point field goals per game and third in total three-point field goals made at 58 ... Posted a season-high 17 points against UCF (1/22) on 5-11 from behind the arc ... Recorded a career-high six rebounds with six points at Tulane (2/13) ... Led the team in points in six games, including four of the first six conference contests.

**2020-21:** Played in 20 games with 11 starts, averaging 9.6 points, 1.3 rebounds and 0.8 assists in 23.3 minutes ... Scored in double figures 10 times with four 20-plus point contests ... Increased her averages to 14.9 points, 1.6 steals and 3.9 three-point field goals made per game after moving into the starting lineup over the final 11 games of the season ... Ranked first in the AAC with 2.55 three-point field goals per game, first with 51 three-point field goals made, second with a 32.3 three-point field goal percentage, second with 158 three-point field goals attempted, and 26th with 9.6 points per game ... Tallied a career-high 23 points on 8-of-13 shooting from the field and 5-of-10 behind the arc against Temple (2/3).

**2019-20 AT CHIPOLA JUNIOR COLLEGE:** Ranked as the No. 5 JUCO player in the Class of 2021 according to All-Star Girls Report ... Started 18 of 27 games played, averaging 13.6 points, 3.2 rebounds, 2.0 steals and 0.9 assists while also averaging 3.4 three-point field goals made per game ... Converted on 37.5 percent from the floor, including 35.0 percent from behind the arc ... Earned All-Panhandle Conference First Team honors ... Scored in double-digits in 17 games, reaching 20 or more points in four times.

Opponent	Date	GS	MIN	Total		3-Pointers		Free throws		Rebounds				PF		A		BLK		STL		PTS		AVG
				FG-FA	PCT	3FG-3FGA	PCT	FT-FTA	PCT	OFF	DEF	TOT	AVG	P	A	T	O	B	L	S	T	P	A	
at Louisville	11/07/2022		11:56	1-3	.333	1-3	.333	2-3	.667	0	0	0	0.0	2	1	1	0	0	0	0	5	5.0		
Tennessee Tech	11/10/2022		16:37	2-3	.667	2-3	.667	0-0	.000	0	0	0	0.0	0	0	0	0	0	0	1	6	5.5		
Radford	11/13/2022	*	26:28	5-7	.714	5-7	.714	0-0	.000	0	3	3	1.0	0	0	2	1	1	15	8.7				
Toledo	11/16/2022	*	35:38	3-10	.300	2-8	.250	1-2	.500	1	4	5	2.0	1	1	1	0	1	9	8.8				
at Lindenwood	11/21/2022	*	29:01	2-9	.222	2-8	.250	2-2	1.000	1	2	3	2.2	3	0	3	0	2	8	8.6				
vs UT Arlington	11/25/2022		13:23	1-2	.500	1-2	.500	0-0	.000	0	1	1	2.0	0	1	2	0	0	3	7.7				
vs Charlotte	11/26/2022		19:38	2-5	.400	2-5	.400	0-0	.000	1	2	3	2.1	0	1	0	0	0	6	7.4				
at N.C. A&T	12/01/2022		23:54	3-7	.429	3-6	.500	0-0	.000	0	0	0	1.9	3	2	2	0	1	9	7.6				
UIC	12/04/2022		20:37	1-5	.200	1-4	.250	0-0	.000	1	1	2	1.9	1	1	0	0	0	3	7.1				
at Xavier	12/09/2022		11:20	0-5	.000	0-4	.000	0-0	.000	0	0	0	1.7	3	0	0	0	0	1	0	6.4			
at Ohio	12/13/2022		18:01	4-6	.667	4-5	.800	0-0	.000	1	1	2	1.7	0	1	1	0	0	12	6.9				
Totals		3	226:33	24-62	.387	23-55	.418	5-7	.714	5	14	19	1.7	13	8	12	1	7	76	6.9				

SEASON TEAM	GP-GS	MIN/AVG	Field Goals		3-Point		F-Throws		Rebounds				Scoring			
			FG-FGA	FG%	3FG-3FGA	3FG%	FT-FTA	FT%	OFF	DEF	TOT	AVG	PF-FO	A	TO	BLK
2020-21 UC	20-11	466/23.3	60-177	.339	51-158	.323	21-28	.750	3	23	26	1.3	40-0	16	35	3
2021-22 UC	28-21	677/24.2	72-238	.303	58-188	.309	18-21	.857	15	48	63	2.3	46-1	27	24	6
2022-23 UC	11-3	227/20.6	24-62	.387	23-55	.418	5-7	.714	5	14	19	1.7	13-0	8	12	1
<b>TOTAL</b>	<b>59-35</b>	<b>1370/23.2</b>	<b>156-477</b>	<b>.327</b>	<b>132-401</b>	<b>.329</b>	<b>44-56</b>	<b>.786</b>	<b>23</b>	<b>85</b>	<b>108</b>	<b>1.8</b>	<b>99-1</b>	<b>51</b>	<b>71</b>	<b>10</b>

## MISCELLANEOUS STATS

	SEASON	CAREER
Double-Double.....		
10+ Plus Points.....	2	20
20+ Plus Points.....		4
5+ Rebounds.....	1	4
5+ Assists.....		
2+ Blocks.....		2
2+ Steals.....	1	9
10+ Rebounds.....		
10+ Assists.....		
Led Team in Points.....	1	9
Led Team in Rebounds.....		2
Led Team in Assists.....		1
Led Team in Blocks.....		1
Led Team in Steals.....		8

## WILSON'S HIGHS

### POINTS

Season.....	15 vs. Radford, 11/13/22
Conference.....	23 vs. Temple, 2/3/21
Career.....	23 vs. Temple, 2/3/21

### REBOUNDS

Season.....	5 vs. Toledo, 11/16/22
Conference.....	6 at Tulane, 2/13/22
Career.....	6 at Tulane, 2/13/22

### FG MADE

Season.....	5 vs. Radford, 11/13/22
Conference.....	8 vs. Temple, 2/3/21
Career.....	8 vs. Temple, 2/3/21

### FG ATTEMPTED

Season.....	10 vs. Toledo, 11/16/22
Conference.....	20 at Tulane, 2/7/21
Career.....	20 at Tulane, 2/7/21

### THREE POINT FG MADE

Season.....	5 vs. Radford, 11/13/22
Conference.....	6 at Memphis, 2/10/22; at Tulane, 2/7/22
Career.....	6 at Memphis, 2/10/22; at Tulane, 2/7/22

### THREE POINT FG ATTEMPTED

Season.....	8 at Lindenwood, 11/21/22; vs. Toledo, 11/16/22
Conference.....	17 at Tulane, 2/7/22
Career.....	17 at Tulane, 2/7/22

### FT MADE

Season.....	2 at Lindenwood, 11/21/22; at Louisville, 11/7/22
Conference.....	6 at South Florida, 2/17/22
Career.....	6 at South Florida, 2/17/22

### FT ATTEMPTED

Season.....	3 at Louisville, 11/7/22
Conference.....	6 at South Florida, 2/17/22; vs. Temple, 2/3/21
Career.....	6 at South Florida, 2/17/22; vs. Temple, 2/3/21

### ASSISTS

Season... 2 at North Carolina A&T, 12/1/22; vs. Charlotte, 11/26/22	
Conference.....	4 at Memphis, 2/2/22
Career.....	4 at Memphis, 2/2/22

### BLOCKS

Season.....	1 vs. Radford, 11/13/22
Conference 2 at East Carolina, 1/16/22; vs. South Florida, 1/5/22	
Career.....	2 at East Carolina, 1/16/22; vs. South Florida, 1/5/22

### STEALS

Season.....	2 at Lindenwood, 11/21/22
Conference.....	4 vs. UCF, 3/9/22; vs. Memphis, 3/8/22
Career.....	4 vs. UCF, 3/9/22; vs. Memphis, 3/8/22

### MINUTES

Season.....	35 vs. Toledo, 11/16/22
Conference.....	38 vs. UCF, 3/9/22
Career.....	38 vs. UCF, 3/9/22





# 3 | JADA SCOTT

Sr. | G | 6-1 | Townsend, Ga. | Frederica Academy | Twitter: jadascott03 | IG: jadascott03

MIN	PPG	RPG	APG	FG%
15.5	2.7	2.8	0.5	41.9

**2022-23:** Started six games this season, all coming in the last eight games ... Posted eight rebounds, four points and two blocks at Xavier (12/9) ... Added seven points and two rebounds vs. UT Arlington (11/25) ... Posted three points, two rebounds and two assists at Lindenwood (11/21) ... Totaled six points, four rebounds and two assists in 30 minutes vs. Toledo (11/16) ... Tied a career-high eight points on 4-7 from the field, adding seven rebounds and a career-high three steals in 13 minutes off the bench vs. Radford (11/13) ... Jada and Jadyn Scott are one of 16 sets of twins on a Division One Women's Basketball roster.

**2021-22:** Played in 24 games with three starts, averaging 1.4 points, 1.4 rebounds and 0.4 assists in 8.5 minutes ... Posted a season-high six points against UCF (2/26) ... Totaled two points and a season-best three rebounds at South Florida (2/16) ... Handed out a season-high three assists, in addition to four points and two rebounds against Xavier (12/12).

**2020-21:** Played in 21 games with nine starts, averaging 2.6 points, 2.7 rebounds and 1.0 assists in 19.6 minutes ... Tied a career-high eight points on 3-of-4 from the field against Tulsa (1/6) ... Neared a double-double with seven points and a career-high 11 rebounds at East Carolina (2/24) ... Handed out a career-high four assists to go with six points and two rebounds at Memphis (2/10).

**2019-20:** Played in 18 games with one start, averaging 1.2 points and 0.8 rebounds in 5.9 minutes ... Scored a career-high eight points with two assists in 15 minutes off the bench against Pittsburgh (12/21) ... Had five points, including her first collegiate three-pointer, in four minutes against UConn (2/26) ... Pulled down three rebounds in seven minutes against Alabama A&M (12/17) ... Swiped two steals at Memphis (1/8).

**HIGH SCHOOL/PREP:** Ranked as the 39th-best wing by ESPN ... Brunswick News Coastal Georgia All-Area Second Team ... Earned Georgia Independent School Association (GISA) 3A All-State and All-Region accolades at Frederica Academy.

**PERSONAL:** Sister, Jadyn, also plays on the team; brother, Tre, played on the Cincinnati men's basketball team, earning 2020 AAC Defensive Player of the Year honors.

Opponent	Date	GS	MIN	Total		3-Pointers		Free throws		Rebounds				PF	A	TO	BLK	STL	PTS	AVG
				FG-FGA	PCT	3FG-3FGA	PCT	FT-FTA	PCT	OFF	DEF	TOT	AVG							
at Louisville	11/07/2022		15:44	0-1	.000	0-0	.000	0-0	.000	0	2	2	2.0	2	0	0	0	0	0.0	
Tennessee Tech	11/10/2022		12:36	0-2	.000	0-0	.000	0-0	.000	0	2	2	2.0	2	0	0	1	0	0.0	
Radford	11/13/2022		12:54	4-7	.571	0-0	.000	0-0	.000	2	5	7	3.7	1	1	0	0	3	8	2.7
Toledo	11/16/2022	*	29:45	3-6	.500	0-0	.000	0-0	.000	1	3	4	3.8	3	2	0	0	0	6	3.5
at Lindenwood	11/21/2022	*	23:34	1-2	.500	0-0	.000	1-2	.500	0	2	2	3.4	1	2	1	0	1	3	3.4
vs UT Arlington	11/25/2022	*	15:43	3-3	1.000	0-0	.000	1-3	.333	1	1	2	3.2	2	0	1	0	0	7	4.0
vs Charlotte	11/26/2022	*	14:54	1-2	.500	0-0	.000	0-0	.000	0	0	0	2.7	2	0	0	0	0	2	3.7
at N.C. A&T	12/01/2022		07:08	0-2	.000	0-0	.000	0-0	.000	0	1	1	2.5	1	0	0	0	0	0	3.3
UIC	12/04/2022		04:30	0-0	.000	0-0	.000	0-0	.000	0	1	1	2.3	1	0	1	0	0	0	2.9
at Xavier	12/09/2022	*	21:38	1-6	.167	0-0	.000	2-2	1.000	2	6	8	2.9	2	0	1	2	0	4	3.0
at Ohio	12/13/2022	*	11:42	0-0	.000	0-0	.000	0-0	.000	0	2	2	2.8	0	1	0	0	0	0	2.7
Totals		6	170:07	13-31	.419	0-0	.000	4-7	.571	6	25	31	2.8	17	6	4	3	4	30	2.7

			Field Goals		3-Point		F-Throws		Rebounds								Scoring			
SEASON	TEAM	GP-GS	MIN/AVG	FG-FGA	FG%	3FG-3FGA	3FG%	FT-FTA	FT%	OFF	DEF	TOT	AVG	PF-FO	A	TO	BLK	STL	PTS	AVG
2019-20	UC	18-1	108/6.0	8-22	.364	1-2	.500	4-6	.667	4	10	14	0.8	23-0	8	8	2	3	21	1.2
2020-21	UC	21-9	412/19.6	25-74	.338	0-3	.000	5-7	.714	21	36	57	2.7	52-2	20	39	5	9	55	2.6
2021-22	UC	24-3	207/8.6	16-36	.444	0-3	.000	2-7	.286	9	24	33	1.4	23-0	9	10	1	5	34	1.4
2022-23	UC	11-6	170/15.5	13-31	.419	0-0	.000	4-7	.571	6	25	31	2.8	17-0	6	4	3	4	30	2.7
TOTAL		74-19	898/12.1	62-163	.380	1-8	.125	15-27	.556	40	95	135	1.8	115-2	43	61	11	21	140	1.9

## MISCELLANEOUS STATS

	SEASON	CAREER
Double-Double.....		
10+ Plus Points.....		
20+ Plus Points.....		
5+ Rebounds.....	2	5
5+ Assists.....		
10+ Rebounds.....		1
10+ Assists.....		
2+ Blocks.....	1	2
2+ Steals.....	1	5
Led Team in Points.....		
Led Team in Rebounds.....		
Led Team in Assists.....		
Led Team in Blocks.....		3
Led Team in Steals.....	1	3

## SCOTT'S HIGHS

### POINTS

Season.....8 vs. Radford, 11/13/22  
Conference.....8 vs. Tulsa, 1/6/21  
Career.....8 [3x] last vs. Radford, 11/13/22

### REBOUNDS

Season.....8 at Xavier, 12/9/22  
Conference.....11 at ECU, 2/24/21  
Career.....11 at ECU, 2/24/21

### FG MADE

Season.....4 vs. Radford, 11/13/22  
Conference.....3 [4x] last at UCF, 2/26/22  
Career.....4 vs. Radford, 11/13/22

### FG ATTEMPTED

Season.....7 vs. Radford, 11/13/22  
Conference.....7 at East Carolina, 2/24/22; at Temple, 1/13/21  
Career.....7 [3x] last vs. Radford, 11/13/22

### THREE POINT FG MADE

Season.....  
Conference.....1 vs. UConn, 2/26/20  
Career.....1 vs. UConn, 2/26/20

### THREE POINT FG ATTEMPTED

Season.....  
Conference.....1 [7x] last at UCF, 2/26/22  
Career.....1 [8x] last at UCF, 2/26/22

### FT MADE

Season.....2 at Xavier, 12/9/22  
Conference.....2 vs. UCF, 2/13/21; vs. Tulsa, 1/6/21  
Career.....2 [4x] last at Xavier, 12/9/22

### FT ATTEMPTED

Season.....3 vs. UT Arlington, 11/25/22  
Conference.....3 vs. UT Arlington, 11/25/22; vs. Tulsa, 1/6/21  
Career.....3 vs. UT Arlington, 11/25/22; vs. Tulsa, 1/6/21

### ASSISTS

Season.....2 at Lindenwood, 11/21/22; vs. Toledo, 11/16/22  
Conference.....4 at Memphis, 2/10/22  
Career.....4 at Memphis, 2/10/22

### BLOCKS

Season.....2 at Xavier, 12/9/22  
Conference.....3 vs. UCF, 3/9/21  
Career.....3 vs. UCF, 3/9/21

### STEALS

Season.....3 vs. Radford, 11/13/22  
Conference.....2 [4x] last at Tulane, 2/13/22  
Career.....3 vs. Radford, 11/13/22

### MINUTES

Season.....30 vs. Toledo, 11/16/22  
Conference.....37 at USF, 2/17/21  
Career.....37 at USF, 2/17/21



# 4 | BRAYLYN MILTON

So. | G | 5-11 | Charlotte, N.C. | Independence High School | BRAY - Lin | Twitter: braylynmilton | IG: braraayyy

MIN	PPG	RPG	APG	3FG%
29.2	7.7	3.3	2.3	47.6

**2022-23:** Started ten games this season ... Turned in her third double-digit game of the season with 12 points and two assists at Ohio (12/13) ... Connecting on 47.6 percent from three (10-21) ... Scored 11 points, three assists and two rebounds at North Carolina A&T (12/1) ... Finished with seven points and three rebounds vs. Charlotte (11/26) ... Recorded a career-high three steals vs. UT Arlington (11/25) ... Tied a career-high eight rebounds vs. Toledo (11/16) ... Erupted for a career-high and game-high 28 points and three rebounds, connecting on 9-12 from the field, 5-5 from three-point range, and 5-6 from the line in 33 minutes at Louisville (11/7) ... The 28 points are the most by a Bearcat since Ilmar'i Thomas had 30 against Memphis on March 8, 2021.

**2021-22:** Named to the AAC All-Freshman Team ... Played in 28 games with 14 starts, averaging 5.4 points, 2.6 rebounds and 1.3 assists in 28 minutes ... Converted on a team-high 38.2 percent from three ... Totaled a career-high 19 points against Ole Miss (12/5) ... Paired three points with a career-high eight rebounds at Marquette (12/22) ... Dished out a career-high seven assists to go with 12 points and two rebounds vs UCF (1/22) ... Named to the AAC All-Academic Team.

**HIGH SCHOOL/PREP:** Named one of the top prospects in North Carolina by Phenom Hoop Report and one of the top three players in Charlotte ... Three-time Southwestern 4A All-Conference and All-Tournament selection and three-time North Carolina All-District 9 honoree ... 2020 Charlotte Observer All-Defensive Team award honoree.

Opponent	Date	GS	MIN	Total		3-Pointers		Free throws		Rebounds				PF	A	TO	BLK	STL	PTS	AVG
				FG-FGA	PCT	3FG-3FGA	PCT	FT-FTA	PCT	OFF	DEF	TOT	AVG							
at Louisville	11/07/2022	*	33:21	9-12	.750	5-5	1.000	5-6	.833	0	3	3	3.0	3	0	3	0	1	28	28.0
Tennessee Tech	11/10/2022	*	24:21	1-9	.111	0-4	.000	1-2	.500	1	4	5	4.0	2	2	2	0	0	3	15.5
Radford	11/13/2022	*	31:34	0-6	.000	0-1	.000	1-2	.500	1	2	3	3.7	3	6	4	0	0	1	10.7
Toledo	11/16/2022	*	30:31	1-3	.333	1-1	1.000	1-2	.500	2	6	8	4.8	5	1	1	1	0	4	9.0
vs UT Arlington	11/25/2022	*	31:53	2-9	.222	0-2	.000	0-0	.000	3	3	6	5.0	3	4	6	0	3	4	8.0
vs Charlotte	11/26/2022	*	28:24	3-6	.500	0-0	.000	1-2	.500	1	2	3	4.7	0	3	1	0	0	7	7.8
at N.C. A&T	12/01/2022	*	32:21	4-7	.571	1-3	.333	2-2	1.000	0	2	2	4.3	4	3	2	0	1	11	8.3
UIC	12/04/2022	*	32:56	2-5	.400	1-3	.333	2-2	1.000	0	0	0	3.8	1	0	1	0	1	7	8.1
at Xavier	12/09/2022	*	23:22	0-1	.000	0-0	.000	0-2	.000	0	2	2	3.6	1	2	0	0	1	0	7.2
at Ohio	12/13/2022	*	23:00	3-4	.750	2-2	1.000	4-5	.800	0	1	1	3.3	2	2	3	0	0	12	7.7
<b>Totals</b>			<b>10</b>	<b>291:43</b>	<b>.403</b>	<b>10-21</b>	<b>.476</b>	<b>17-25</b>	<b>.680</b>	<b>8</b>	<b>25</b>	<b>33</b>	<b>3.3</b>	<b>24</b>	<b>23</b>	<b>23</b>	<b>1</b>	<b>7</b>	<b>77</b>	<b>7.7</b>

			Field Goals		3-Point		F-Throws		Rebounds								Scoring			
SEASON TEAM	GP-GS	MIN/AVG	FG-FGA	FG%	3FG-3FGA	3FG%	FT-FTA	FT%	OFF	DEF	TOT	AVG	PF-FO	A	TO	BLK	STL	PTS	AVG	
2021-22	UC	28-14	695/24.8	51-153	.333	21-55	.382	29-45	.644	19	54	73	2.6	52-0	37	51	7	16	152	5.4
2022-23	UC	10-10	292/29.2	25-62	.403	10-21	.476	17-25	.680	8	25	33	3.3	24-1	23	23	1	7	77	7.7
TOTAL		38-24	987/26.0	76-215	.353	31-76	.408	46-70	.657	27	79	106	2.8	76-1	60	74	8	23	229	6.0

## MISCELLANEOUS STATS

	SEASON	CAREER
Double-Double.....	3	7
10+ Plus Points.....	1	1
20+ Plus Points.....	3	8
5+ Rebounds.....	1	3
5+ Assists.....	1	4
10+ Rebounds.....	1	3
10+ Assists.....	1	1
2+ Blocks.....	1	3
2+ Steals.....	1	3
Led Team in Points.....	1	1
Led Team in Rebounds.....	1	1
Led Team in Assists.....	1	1
Led Team in Blocks.....	1	1
Led Team in Steals.....	1	1

## MILTON'S HIGHS

### POINTS

Season.....	28 at Louisville, 11/7/22
Conference.....	12 vs. UCF, 1/22/22
Career.....	28 at Louisville, 11/7/22

### REBOUNDS

Season.....	8 vs. Toledo, 11/16/22
Conference.....	7 at East Carolina, 1/16/22
Career.....	8 vs. Toledo, 11/16/22; at Marquette, 12/22/21

### FG MADE

Season.....	9 at Louisville, 11/7/22
Conference.....	4 vs. Tulsa, 1/29/22; vs. UCF, 1/22/22
Career.....	9 at Louisville, 11/7/22

### FG ATTEMPTED

Season.....	12 at Louisville, 11/7/22
Conference.....	9 at Memphis, 2/2/22
Career.....	12 at Louisville, 11/7/22; vs. Ole Miss, 12/5/21

### THREE POINT FG MADE

Season.....	5 at Louisville, 11/7/22
Conference.....	3 vs. Tulsa, 1/29/22
Career.....	5 at Louisville, 11/7/22

### THREE POINT FG ATTEMPTED

Season.....	5 at Louisville, 11/7/22
Conference.....	5 vs. Tulsa, 1/29/22
Career.....	6 at Memphis, 2/2/22

### FT MADE

Season.....	5 at Louisville, 11/7/22
Conference.....	4 vs. Houston, 3/7/22
Career.....	7 vs. Ole Miss, 12/5/21

### FT ATTEMPTED

Season.....	6 at Louisville, 11/7/22
Conference.....	4 vs. Houston, 3/7/22
Career.....	8 vs. Ole Miss, 12/5/21

### ASSISTS

Season.....	6 vs. Radford, 11/13/22
Conference.....	7 vs. UCF, 1/22/22
Career.....	7 vs. UCF, 1/22/22

### BLOCKS

Season.....	1 vs. Toledo, 11/16/22
Conference.....	2 at Memphis, 2/2/22
Career.....	2 at Memphis, 2/2/22

### STEALS

Season.....	3 vs. UT Arlington, 11/25/22
Conference.....	2 (3x) last vs. East Carolina, 2/19/22
Career.....	3 vs. UT Arlington, 11/25/22

### MINUTES

Season.....	33 vs. UIC, 12/4/22; at Louisville, 11/7/22
Conference.....	38 at Temple, 1/26/22
Career.....	41 vs. NC A&T, 12/19/21

# 5 | LOJAIN ELFATAIRY

So. | G | 5-4 | Giza, Egypt | Smart Village School | Lou - Jine (Rhymes with Rhine) Elf - AH - Tar - EE | Twitter: LogiSamy | IG: logisamyy



**2022-23:** Provided a spark off the bench against Ohio (12/13), Toledo (11/16) and Tennessee Tech (11/10) ... One of two international players (Giza, Egypt) on the roster.

**2021-22:** Played in 14 games without a start, averaging 0.5 points, 0.5 rebounds, and 0.6 assists... Posted a career-high three points against SMU (2/9) ... Totaled a career-high two rebounds at Chattanooga (12/25) ... Named to the AAC All-Academic Team.

**HIGH SCHOOL/PREP:** Played at Smart Village School ... Competed for the Egyptian U16 National Team ... Honored with the best three-point shooter award at the African U16 Championship.

Opponent	Date	GS	MIN	Total		3-Pointers		Free throws		Rebounds				PF				PTS			
				FG-FGA	PCT	3FG-3FGA	PCT	FT-FTA	PCT	OFF	DEF	TOT	AVG	A	TO	BLK	STL	PTS	AVG		
Tennessee Tech	11/10/2022		01:21	0-1	.000	0-1	.000	0-0	.000	0	0	0	0.0	0	0	0	0	0	0	0.0	
Toledo	11/16/2022		02:25	0-0	.000	0-0	.000	0-0	.000	0	0	0	0.0	0	0	1	0	0	0	0.0	
at Ohio	12/13/2022		03:22	0-3	.000	0-3	.000	0-0	.000	0	0	0	0.0	1	0	0	0	0	0	0.0	
<b>Totals</b>		<b>0</b>	<b>07:08</b>	<b>0-4</b>	<b>.000</b>	<b>0-4</b>	<b>.000</b>	<b>0-0</b>	<b>.000</b>	<b>0</b>	<b>0</b>	<b>0</b>	<b>0.0</b>	<b>1</b>	<b>0</b>	<b>1</b>	<b>0</b>	<b>0</b>	<b>0</b>	<b>0.0</b>	

			Field Goals		3-Point		F-Throws		Rebounds								Scoring		
SEASON TEAM	GP-GS	MIN/AVG	FG-FGA	FG%	3FG-3FGA	3FG%	FT-FTA	FT%	OFF	DEF	TOT	AVG	PF-FO	A	TO	BLK	STL	PTS	AVG
2021-22 UC	14-0	74/5.3	1-14	.071	1-11	.091	4-6	.667	0	7	7	0.5	7-0	8	7	0	1	7	0.5
2022-23 UC	3-0	7/2.4	0-4	.000	0-4	.000	0-0	.000	0	0	0	0.0	1-0	0	1	0	0	0	0.0
TOTAL	17-0	81/4.8	1-18	.056	1-15	.067	4-6	.667	0	7	7	0.4	8-0	8	8	0	1	7	0.4

## MISCELLANEOUS STATS

	SEASON	CAREER
Double-Double.....		
10+ Plus Points.....		
20+ Plus Points.....		
5+ Rebounds.....		
5+ Assists.....		
10+ Rebounds.....		
10+ Assists.....		
2+ Blocks.....		
2+ Steals.....		
Led Team in Points.....		
Led Team in Rebounds.....		
Led Team in Assists.....		
Led Team in Blocks.....		
Led Team in Steals.....		1

## ELFATAIRY'S HIGHS

### POINTS

Season.....	
Conference.....	3 vs. SMU, 2/9/22
Career.....	3 vs. SMU, 2/9/22

### REBOUNDS

Season.....	
Conference.....	1 vs. Tulsa, 1/29/22; vs. Temple, 1/8/22
Career.....	2 at UTC, 12/15/21

### FG MADE

Season.....	
Conference.....	1 vs. SMU, 2/9/22
Career.....	1 vs. SMU, 2/9/22

### FG ATTEMPTED

Season.....	3 at Ohio, 12/13/22
Conference.....	2 vs. SMU, 2/9/22
Career.....	4 at Ohio State, 11/27/21

### THREE POINT FG MADE

Season.....	
Conference.....	1 vs. SMU, 2/9/22
Career.....	1 vs. SMU, 2/9/22

### THREE POINT FG ATTEMPTED

Season.....	3 at Ohio, 12/13/22
Conference.....	1 vs. SMU, 2/9/22
Career.....	3 at Ohio, 12/13/22; at Ohio State, 11/27/21

### FT MADE

Season.....	
Conference.....	2 at UCF, 2/26/22
Career.....	2 at UCF, 2/26/22; at Xavier, 12/12/21

### FT ATTEMPTED

Season.....	
Conference.....	2 at UCF, 2/26/22
Career.....	2 (3x) last at UCF, 2/26/22

### ASSISTS

Season.....	
Conference.....	1 (3x) last vs. Houston, 3/7/22
Career.....	2 at Xavier, 12/12/21; vs. Central Michigan, 12/1/21

### BLOCKS

Season.....	
Conference.....	
Career.....	

### STEALS

Season.....	
Conference.....	
Career.....	1 vs. Central Michigan, 12/1/21

### MINUTES

Season.....	3 at Ohio, 12/13/22
Conference.....	8 vs. SMU, 2/9/22
Career.....	12 vs. Central Michigan, 12/1/21



# 10 | JADYN SCOTT

Sr. | F | 6-2 | Townsend, Ga. | Frederica Academy | JAY - Din | Twitter: jadynscott10 | IG: jadynscott10

MIN	PPG	RPG	FG%	FT%
14.5	3.1	2.4	43.3	66.7

**2022-23:** Recorded six points and three rebounds at Ohio (12/13) ... Posted five points, four rebounds and two assists at Xavier (12/9) ... Turned in a season-high eight points, seven of which came in the first half, and five rebounds in 26 minutes at Lindenwood (11/21) ... Started six of the first seven games ... Jadyn and Jada Scott are one of 16 sets of twins on a Division One Women's Basketball roster ... One of three team captains (Mya Jackson, Jillian Hayes).

**2021-22:** Played in 27 games with 12 starts, averaging 4.4 points, 2.7 rebounds and 0.7 assists in 14.9 minutes ... Shot 37.4 percent (44 of 89) from the floor ... Scored in double figures twice... Posted a career-high 13 points on 3-of-7 from the field with four rebounds and three assists at Houston (1/19) ... Totaled a career-high nine rebounds against Ohio (11/6) ... Named to the AAC All-Academic Team.

**2020-21:** Played in 23 games with five starts, averaging 3.7 points, 2.8 rebounds and 1.0 assists in 18.9 minutes ... Converted on .446 percent from the floor ... Scored in double figures in three games ... Notched 11 points on 5-of-7 from the field with three assists vs. East Carolina (12/20) ... Posted 11 points on 4-of-7 from the field with three rebounds and two assists vs. Houston (2/20) ... Tallied 10 points with a season-high seven rebounds vs. Tulane (1/9) ... Totaled three or more rebounds in 12 games ... Named to the AAC All-Academic Team.

**2019-20:** Played in 23 games as a reserve, averaging 1.5 points and 1.2 rebounds in 7.7 minutes ... Scored a season-high six points with two rebounds in 14 minutes against Xavier (12/14) ... Posted five points with a block and a steal in seven minutes against UConn (2/26) ... Pulled down a season-best six rebounds with two blocks and two assists in 16 minutes against Alabama A&M (12/17) ... Named to the AAC All-Academic Team.

**HIGH SCHOOL/PREP:** Ranked as the 33rd-best wing prospect by ESPN and 248th nationally by All-Star Girls Report ... GISA 2-3A All-Region selection.

**PERSONAL:** Sister, Jada, also plays on the team; brother, Tre, played on the Cincinnati men's basketball team, earning 2020 AAC Defensive Player of the Year honors.

Opponent	Date	GS	MIN	Total		3-Pointers		Free throws		Rebounds				PF	A	TO	BLK	STL	PTS	AVG
				FG-FGA	PCT	3FG-3FGA	PCT	FT-FTA	PCT	OFF	DEF	TOT	AVG							
at Louisville	11/07/2022	*	22:28	1-4	.250	0-0	.000	0-0	.000	1	2	3	3.0	1	0	0	0	2	2.0	
Tennessee Tech	11/10/2022	*	12:16	2-3	.667	0-0	.000	0-0	.000	1	1	2	2.5	2	0	1	1	0	4	3.0
Radford	11/13/2022	*	12:32	0-3	.000	0-0	.000	0-0	.000	1	3	4	3.0	3	0	1	0	1	0	2.0
Toledo	11/16/2022		11:42	1-1	1.000	0-0	.000	1-2	.500	0	2	2	2.8	5	1	1	0	2	3	2.3
at Lindenwood	11/21/2022	*	26:16	2-6	.333	0-0	.000	4-6	.667	3	2	5	3.2	1	0	1	0	0	8	3.4
vs UT Arlington	11/25/2022	*	10:05	1-1	1.000	0-0	.000	0-0	.000	0	0	0	2.7	4	0	1	0	0	2	3.2
vs Charlotte	11/26/2022	*	13:26	1-3	.333	0-0	.000	0-0	.000	1	1	2	2.6	0	0	0	0	0	2	3.0
at N.C. A&T	12/01/2022		06:36	1-1	1.000	0-0	.000	0-0	.000	0	1	1	2.4	2	1	1	0	0	2	2.9
UIC	12/04/2022		05:47	0-1	.000	0-0	.000	0-0	.000	0	0	0	2.1	1	0	0	0	0	0	2.6
at Xavier	12/09/2022		22:49	1-4	.250	0-0	.000	3-4	.750	0	4	4	2.3	3	2	0	0	2	5	2.8
at Ohio	12/13/2022		15:08	3-3	1.000	0-0	.000	0-0	.000	1	2	3	2.4	2	2	0	0	1	6	3.1
Totals		6	159:05	13-30	.433	0-0	.000	8-12	.667	8	18	26	2.4	24	6	8	1	6	34	3.1

			Field Goals		3-Point		F-Throws		Rebounds												Scoring	
SEASON TEAM	GP-GS	MIN/AVG	FG-FGA	FG%	3FG-3FGA	3FG%	FT-FTA	FT%	OFF	DEF	TOT	AVG	PF-FO	A	TO	BLK	STL	PTS	AVG			
2019-20 UC	23-0	176/7.6	15-40	.375	0-0	.000	5-7	.714	10	17	27	1.2	29-0	3	14	8	4	35	1.5			
2020-21 UC	23-5	435/18.9	33-74	.446	0-0	.000	19-29	.655	31	33	64	2.8	41-0	23	31	12	15	85	3.7			
2021-22 UC	27-12	401/14.9	44-89	.494	0-0	.000	32-40	.800	31	41	72	2.7	46-0	19	21	15	8	120	4.4			
2022-23 UC	11-6	159/14.5	13-30	.433	0-0	.000	8-12	.667	8	18	26	2.4	24-1	6	8	1	6	34	3.1			
TOTAL			84-23	1171/13.9	105-233	.451	0-0	.000	64-88	.727	80	109	189	2.3	140-1	51	74	36	33	274	3.3	

## MISCELLANEOUS STATS

	SEASON	CAREER
Double-Double.....		
10+ Plus Points.....		5
20+ Plus Points.....		
5+ Rebounds.....	1	8
5+ Assists.....		
10+ Rebounds.....		
10+ Assists.....		
2+ Blocks.....		8
2+ Steals.....	2	9
Led Team in Points.....		
Led Team in Rebounds.....		1
Led Team in Assists.....		
Led Team in Blocks.....		12
Led Team in Steals.....	1	7

## SCOTT'S HIGHS

### POINTS

Season.....	8 at Lindenwood, 11/21/22
Conference.....	13 at Houston, 1/19/22
Career.....	13 at Houston, 1/19/22

### REBOUNDS

Season.....	5 at Lindenwood, 11/21/22
Conference.....	7 vs. Tulane, 1/9/20
Career.....	9 vs. Ohio, 11/16/21

### FG MADE

Season.....	3 at Ohio, 12/13/22
Conference.....	5 vs. East Carolina, 12/20/20
Career.....	5 vs. East Carolina, 12/20/20

### FG ATTEMPTED

Season.....	6 at Lindenwood, 11/21/22
Conference.....	7 (3x) last at Houston, 1/19/22
Career.....	7 (4x) last at Houston, 1/19/22

### THREE POINT FG MADE

Season.....	
Conference.....	
Career.....	

### THREE POINT FG ATTEMPTED

Season.....	
Conference.....	
Career.....	

### FT MADE

Season.....	4 at Lindenwood, 11/21/22
Conference.....	7 at Houston, 1/19/22
Career.....	7 at Houston, 1/19/22

### FT ATTEMPTED

Season.....	6 at Lindenwood, 11/21/22
Conference.....	8 at Houston, 1/19/22
Career.....	8 at Houston, 1/19/22

### ASSISTS

Season.....	2 at Ohio, 12/13/22; at Xavier, 12/9/22
Conference.....	3 (4x) last at Houston, 1/19/22
Career.....	4 at Utah, 11/19/21

### BLOCKS

Season.....	1 vs. Tennessee Tech, 11/10/22
Conference.....	3 at South Florida, 2/16/22; at Memphis, 2/2/22
Career.....	3 at South Florida, 2/16/22; at Memphis, 2/2/22

### STEALS

Season.....	2 at Xavier, 12/9/22; vs. Toledo, 11/16/22
Conference.....	2 (6x) last at South Florida, 2/16/22
Career.....	2 (9x) last at Xavier, 12/9/22

### MINUTES

Season.....	26 at Lindenwood, 11/21/22
Conference.....	37 vs. East Carolina, 12/20/20
Career.....	37 vs. East Carolina, 12/20/20





# 11 | TAZIAH JENKS

R-So. | F | 6-0 | Louisville, Ky. | Mercy Academy | West Virginia | Tuh - ZYE - Uh (Rhymes with Rye) | Twitter: TaziahJ | IG: taziah.jenks

MIN	PPG	RPG	APG	3FG%
11.7	2.3	1.6	0.4	50.0

**2022-23:** Started three games this season ... Scored five points on 2-3 from the field at Ohio (12/13) ... Posted three points and three rebounds at Xavier (12/9) ... Scored the first four points of the game, finishing with a season-high six points and a team-high two steals at North Carolina A&T (12/1) ... After missing the last four games with injury, Jenks saw action off the bench vs. UT Arlington (11/25) and Charlotte (11/26)... Recorded two points, three rebounds and two blocks vs. Charlotte (11/26) ... Started the season-opener at Louisville (11/7) after battling back from a torn ACL suffered last season against Ohio State (11/27/21) ... One of six players from within a 100-mile radius (Louisville, Ky.) on the roster.

**2021-22:** Played in six games with two starts, averaging 7.5 points, 3.2 rebounds, and 1.3 assists ... Posted a season-high 14 points on 6-10 from the field at Utah (11/19) ... Recorded a career-high six rebounds against Alabama A&M (11/10) ... Scored double digit points in three games before missing the rest of the season with injury ... Named to the AAC All-Academic Team.

**2020-21 AT WEST VIRGINIA:** Played in seven games, recording 1.4 points, 0.4 rebounds and 0.2 assists per game... Totaled a season-high seven points, two rebounds and an assist in nine minutes in the Big 12 Championship against Baylor.

**HIGH SCHOOL/PREP:** Four-star recruit coming out of high school at Mercy Academy... Ranked as the 29th-best wing by ESPN and 123rd nationally, 27th-best shooting guard by Collegiate Girls Basketball Report.

Opponent	Date	GS	Total			3-Pointers		Free throws		Rebounds				PF	A	TO	BLK	STL	PTS	AVG
			FG	FGA	PCT	3FG	3FGA	PCT	FT	FTA	PCT	OFF	DEF							
at Louisville	11/07/2022	*	12:55	0-2	.000	0-0	.000	0-0	.000	0	0	0	0.0	0	0	1	0	0	0	0.0
vs UT Arlington	11/25/2022		01:40	0-0	.000	0-0	.000	0-0	.000	0	0	0	0.0	2	0	1	0	0	0	0.0
vs Charlotte	11/26/2022		09:29	1-2	.500	0-0	.000	0-0	.000	1	2	3	1.0	1	0	1	2	0	2	0.7
at N.C. A&T	12/01/2022	*	14:08	2-5	.400	1-2	.500	1-2	.500	0	0	0	0.8	2	0	2	0	2	6	2.0
UIC	12/04/2022	*	17:18	0-3	.000	0-0	.000	0-2	.000	3	1	4	1.4	1	2	2	0	0	0	1.6
at Xavier	12/09/2022		14:02	1-4	.250	1-2	.500	0-2	.000	0	3	3	1.7	0	0	2	0	0	3	1.8
at Ohio	12/13/2022		12:16	2-3	.667	1-2	.500	0-0	.000	1	0	1	1.6	2	1	1	0	1	5	2.3
Totals		3	81:48	6-19	.316	3-6	.500	1-6	.167	5	6	11	1.6	8	3	10	2	3	16	2.3

Team Statistics																Scoring				
SEASON	TEAM	GP-GS	MIN/AVG	FG-FA	FG%	3FG-3FGA	3FG%	FT-FTA	FT%	OFF DEF	TOT AVG	PF-FO	A	TO	BLK STL	PTS	AVG			
2020-21	WVU	8-0	25/3.1	4-8	.500	0-0	.000	1-2	.500	1	1	2	0.3	1-0	1	1	0	9	1.1	
2021-22	UC	6-2	115/19.2	17-44	.386	3-9	.333	8-15	.533	12	7	19	3.2	10-0	8	12	3	4	45	7.5
2022-23	UC	7-3	82/11.7	6-19	.316	3-6	.500	1-6	.167	5	6	11	1.6	8-0	3	10	2	3	16	2.3
TOTAL FOR UC		13-5	197/15.1	23-63	.365	6-15	.400	9-21	.429	17	13	30	2.3	18-0	11	22	5	7	61	4.7
TOTAL		21-5	222/10.6	27-71	.380	6-15	.400	10-23	.435	18	14	32	1.5	19-0	12	23	5	7	70	3.3

## MISCELLANEOUS STATS

	SEASON	CAREER
Double-Double.....		
10+ Plus Points.....		3
20+ Plus Points.....		
5+ Rebounds.....		3
5+ Assists.....		
10+ Rebounds.....		
10+ Assists.....		
2+ Blocks.....	1	1
2+ Steals.....	1	2
Led Team in Points.....		1
Led Team in Rebounds.....		1
Led Team in Assists.....		
Led Team in Blocks.....	1	2
Led Team in Steals.....	1	1
*At West Virginia (Big 12)		

## JENKS' HIGHS

### POINTS

Season.....	6 at North Carolina A&T, 12/1/22
Conference.....	7 at Baylor, 3/8/21*
Career.....	14 at Utah, 11/19/21

### REBOUNDS

Season.....	4 vs. UIC, 12/4/22
Conference.....	2 at Baylor, 3/8/21*
Career.....	6 vs. AAMU, 11/10/21

### FG MADE

Season.....	2 at Ohio, 12/13/22; at North Carolina A&T, 12/1/22
Conference.....	3 at Baylor, 3/8/21*
Career.....	6 at Utah, 11/19/21

### FG ATTEMPTED

Season.....	5 at North Carolina A&T, 12/1/22
Conference.....	4 at Baylor, 3/8/21*
Career.....	12 vs. Bellarmine, 11/12/21

### THREE POINT FG MADE

Season.....	1 (3x) last at Ohio, 12/13/22
Conference.....	
Career.....	1 (6x) last at Ohio, 12/13/22

### THREE POINT FG ATTEMPTED

Season.....	2 (3x) last at Ohio, 12/13/22
Conference.....	
Career.....	3 vs. Bellarmine, 11/12/21

### FT MADE

Season.....	1 at North Carolina A&T, 12/1/22
Conference.....	1 at Baylor, 3/8/21*
Career.....	5 vs. Alabama A&M, 11/10/21

### FT ATTEMPTED

Season.....	2 (3x) last at Xavier, 12/9/22
Conference.....	2 at Baylor, 3/8/21*
Career.....	9 vs. Alabama A&M, 11/10/21

### ASSISTS

Season.....	2 vs. UIC, 12/4/22
Conference.....	1 at Baylor, 3/8/21*
Career.....	3 vs. Bellarmine, 11/12/21

### BLOCKS

Season.....	2 vs. Charlotte, 11/26/22
Conference.....	
Career.....	2 vs. Charlotte, 11/26/22

### STEALS

Season.....	2 at North Carolina A&T, 12/1/22
Conference.....	
Career.....	3 vs. Bellarmine, 11/12/21

### MINUTES

Season.....	17 vs. UIC, 12/4/22
Conference.....	9 at Baylor, 3/8/21*
Career.....	29 vs. Bellarmine, 11/12/21
*At West Virginia (Big 12)	

# 20 | JILLIAN HAYES

Jr. | G | 6-1 | Cincinnati, Ohio | Loveland High School | Twitter: jillianhayess | IG: jillianhayes



MIN	PPG	RPG	APG	FG%
<b>30.1</b>	<b>14.9</b>	<b>8.6</b>	<b>2.1</b>	<b>43.5</b>

**2022-23:** One of two Bearcats to start every game ... Scored in double-figures in 10 straight games ... Named to consecutive AAC Weekly Honor Rolls on Nov. 28 and Dec. 5 ... Turned in her fourth double-double of the season with 18 points and 11 rebounds, in addition to five steals and three blocks at Xavier (12/9) ... Scored 20 points, six rebounds, five assists vs. UIC (12/4) ... Finished with 16 points and nine rebounds at North Carolina A&T (12/1) ... Turned in 12 points, seven rebounds and a team-high five assists vs. Charlotte (11/26) ... Recorded her third double-double in four games with 16 points and a career-high 14 rebounds vs. UT Arlington (11/25) ... Led the team with 18 points and 10 rebounds at Lindenwood (11/21) ... Finished with 21 points, team-high eight rebounds and two blocks vs. Toledo (11/16) ... Filled the stat sheet with 11 points and 10 rebounds, in addition to three assists, three blocks and two steals vs. Radford (11/13) ... Recorded a game-high 19 points, 15 of which came in the first half, in addition to nine rebounds and three assists vs. Tennessee Tech (11/10) ... Named to the American Preseason All-Conference Second Team ... One of two players from Cincinnati (Clarissa Craig) and one of six from within a 100-mile radius (Cincinnati, Ohio) on the roster ... One of three team captains (Mya Jackson, Jady Scott).

**2021-22:** Started all 28 games, averaging 11.5 points, 6.8 rebounds, 2.8 assists, 2.2 steals and 1.3 blocks in 31.2 minutes... Led the team in total points (321), rebounds (190), steals (62) and blocks (36) ... Ranked 10th in defensive rebounds (5.0), 13th in minutes played (31.3) and 16th in points (11.5) and assists (2.8) per game in the AAC ... Averages increased to 12.1 points and 7.0 rebounds per game in AAC play, which ranked second and first among conference sophomores, respectively ... Finished in double figures in 16 games, including 10 conference contests ... Totaled all three of her career double-doubles occurred against Wichita State (1/13) and back-to-back against Temple (1/26) and Tulsa (1/29) ... Posted a career-high 23 points on 9-of-15 shooting with five rebounds against Central Mich. (12/01) ... Tied a career-high 11 rebounds, in addition to 14 points and five assists vs. Tulsa (1/29) ... Notched 11 points and a season-high seven steals at Marquette (12/22) ... Named to the AAC All-Academic Team.

**2020-21:** Named to AAC All-Freshman Team ... Played in 24 games with 20 starts, averaging 7.6 points, 5.3 rebounds, 2.7 assists, 1.4 steals and 1.1 blocks in 32.2 minutes ... Led the team with 34 steals and ranked third with 5.6 rebounds and fourth with 7.6 points per game ... Ranked first among conference freshman in blocks (1.1), second in defensive rebounds (4.4), third in minutes played (32.3) and assists per game (2.7) ... Scored a season-high 20 points on 9-of-16 shooting with four rebounds at Temple (1/13) ... Pulled down a season-high nine rebounds to go with eight points and three steals against Tulsa (1/6) ... Neared a triple-double with seven points, seven rebounds and eight assists vs. Temple (2/3) ... Dished a career-high nine assists vs. UCF (2/13) ... Named to the AAC All-Academic Team.

**HIGH SCHOOL/PREP:** Ranked 116th nationally in the 2020 class by Collegiate Girls Basketball Report ... Four-star recruit by Prospects Nation ... Averaged 18.3 points, 9.6 rebounds, 3.1 steals, 2.0 assists as a senior at Loveland High School ... Named Eastern Cincinnati Conference Co-Player of the Year ... Totaled the most career points (1,412) and career rebounds (778) in school history.

**PERSONAL:** Her father, Jonathan, was a former NFL player with the Kansas City Chiefs (1985-1993) and Pittsburgh Steelers (1994-1996), assistant coach with the Cincinnati Bengals (2003-18) and recent head coach for the NFL's St. Louis BattleHawks (2020); mother, Kristi, was the 1995 Missouri Valley Conference Women's Basketball Player of the Year at Drake; and brother, Jaxson, played at Texas and was the eighth overall pick in the 2019 NBA Draft by the Atlanta Hawks, currently playing for the New Orleans Pelicans.

Opponent	Date	GS	MIN	Total		3-Pointers		Free throws		Rebounds				PF	A	TO	BLK	STL	PTS	AVG	
				FG-FGA	PCT	3FG-3FGA	PCT	FT-FTA	PCT	OFF	DEF	TOT	AVG								
at Louisville	11/07/2022	*	17:48	0-9	.000	0-0	.000	3-6	.500	1	2	3	3.0	5	0	1	0	1	3	3.0	
Tennessee Tech	11/10/2022	*	25:13	8-15	.533	0-0	.000	3-5	.600	4	5	9	6.0	1	3	1	1	1	19	11.0	
Radford	11/13/2022	*	25:42	3-10	.300	0-1	.000	5-8	.625	2	8	10	7.3	3	3	2	3	2	11	11.0	
Toledo	11/16/2022	*	35:13	8-13	.615	0-0	.000	5-7	.714	4	4	8	7.5	4	0	4	2	1	21	13.5	
at Lindenwood	11/21/2022	*	32:38	7-12	.583	0-0	.000	4-4	1.000	6	4	10	8.0	5	1	3	0	3	18	14.4	
vs UT Arlington	11/25/2022	*	30:25	7-15	.467	0-1	.000	2-5	.400	3	11	14	9.0	3	1	6	1	0	16	14.7	
vs Charlotte	11/26/2022	*	33:42	5-17	.294	0-0	.000	2-4	.500	2	5	7	8.7	3	5	2	2	2	12	14.3	
at N.C. A&T	12/01/2022	*	35:34	6-7	.857	0-0	.000	4-8	.500	5	4	9	8.8	2	3	5	3	2	16	14.5	
UIC	12/04/2022	*	31:15	9-16	.563	0-0	.000	2-3	.667	2	4	6	8.4	5	5	2	0	1	20	15.1	
at Xavier	12/09/2022	*	33:41	5-15	.333	0-0	.000	8-10	.800	4	7	11	8.7	4	0	7	3	5	18	15.4	
at Ohio	12/13/2022	*	29:55	2-9	.222	0-0	.000	6-10	.600	4	4	8	8.6	1	2	5	3	3	10	14.9	
Totals			11	331:06	60-138	.435	0-2	.000	44-70	.629	37	58	95	8.6	36	23	38	18	21	164	14.9

		Field Goals				3-Point		F-Throws		Rebounds												Scoring	
SEASON TEAM	GP-GS	MIN/AVG	FG-FGA	FG%	3FG-3FGA	3FG%	FT-FTA	FT%	OFF	DEF	TOT	AVG	PF-FO	A	TO	BLK	STL	PTS	AVG				
2020-21 UC	24-20	772/32.2	64-206	.311	4-43	.093	50-87	.575	20	106	126	5.3	72-3	64	76	26	34	182	7.6				
2021-22 UC	28-28	874/31.2	110-306	.359	0-4	.000	101-144	.701	51	139	190	6.8	74-2	79	94	36	62	321	11.5				
2022-23 UC	11-11	331/30.1	60-138	.435	0-2	.000	44-70	.629	37	58	95	8.6	36-3	23	38	18	21	164	14.9				
TOTAL	63-59	1977/31.4	234-650	.360	4-49	.082	195-301	.648	108	303	411	6.5	182-8	166	208	80	117	667	10.6				

## MISCELLANEOUS STATS

	SEASON	CAREER
Double-Double.....	4	7
10+ Plus Points.....	10	29
20+ Plus Points.....	2	6
5+ Rebounds.....	10	47
5+ Assists.....	2	13
10+ Rebounds.....	4	9
10+ Assists.....		
2+ Blocks.....	6	24
2+ Steals.....	6	34
Led Team in Points.....	7	18
Led Team in Rebounds.....	7	27
Led Team in Assists.....	2	13
Led Team in Blocks.....	5	28
Led Team in Steals.....	5	30

## HAYES' HIGHS

### POINTS

Season..... 21 vs. Toledo, 11/16/22  
Conference..... 21 at Tulane, 2/13/22; vs. Wichita State, 1/13/22  
Career..... 23 vs. Central Michigan, 12/1/21

### REBOUNDS

Season..... 14 vs. UT Arlington, 11/25/22  
Conference..... 11 vs. Tulsa, 1/29/22; vs. Wichita State, 1/13/22  
Career..... 14 vs. UT Arlington, 11/25/22

### FG MADE

Season..... 9 vs. UIC, 12/4/22  
Conference..... 9 at Temple, 1/13/21  
Career..... 9 (3x) last vs. UIC, 12/4/22

### FG ATTEMPTED

Season..... 17 vs. Charlotte, 11/26/22  
Conference..... 17 at Tulane, 2/13/22; vs. Temple, 2/3/21  
Career..... 18 vs. NC A&T, 12/19/21

### THREE POINT FG MADE

Season.....  
Conference..... 2 vs. Wichita State, 1/27/21; vs. Tulane, 1/9/21  
Career..... 2 vs. Wichita State, 1/27/21; vs. Tulane, 1/9/21

### THREE POINT FG ATTEMPTED

Season..... 1 vs. UT Arlington, 11/25/22; vs. Radford, 11/13/22  
Conference..... 6 vs. Tulane, 1/9/21  
Career..... 6 vs. Tulane, 1/9/21

### FT MADE

Season..... 8 at Xavier, 12/9/22  
Conference..... 10 at Temple, 1/26/22  
Career..... 10 at Temple, 1/26/22

### FT ATTEMPTED

Season..... 10 at Ohio, 12/13/22; at Xavier, 12/9/22  
Conference..... 12 at Temple, 1/26/22  
Career..... 12 at Temple, 1/26/22

### ASSISTS

Season..... 5 vs. UIC, 12/4/22; vs. Charlotte, 11/26/22  
Conference..... 9 vs. UCF, 2/13/21  
Career..... 9 vs. UCF, 2/13/21

### BLOCKS

Season..... 3 (4x) last at Ohio, 12/13/22  
Conference..... 3 (6x) last vs. East Carolina, 2/19/22  
Career..... 4 vs. AAU, 11/10/21

### STEALS

Season..... 5 at Xavier, 12/9/22  
Conference..... 5 at Houston, 1/19/22  
Career..... 7 at Marquette, 12/22/21

### MINUTES

Season..... 36 at North Carolina A&T, 12/1/22  
Conference..... 40 vs. UCF, 2/13/21; at Memphis, 2/10/21  
Career..... 42 vs. NC A&T, 12/19/21

# 22 | MALEA WILLIAMS

Jr. | F/C | 6-3 | Georgetown, Ky. | Scott County High School | Louisville | Muh - LAY - Uh | Twitter: 88gigs | IG: leaskipppyy

MIN	PPG	RPG	BPG	FG%
15.6	4.7	4.7	1.1	37.7



**2022-23:** Turned in a career-high four assists and tied a career-high 10 rebounds at Ohio (12/13) ... Scored four points on 2-3 from the field and added three rebounds at Xavier (12/9) ... Posted four points and five rebounds vs. UIC (12/4) ... Turned in her first double-digit scoring outing of the season with 11 points and three rebounds at North Carolina A&T (12/1) ... Led the team with eight rebounds vs. Charlotte (11/26) ... Recorded a season-high eight points and eight rebounds, in addition to four blocks and a steal in 21 minutes vs. UT Arlington (11/25) ... Added six points on 3-5 from the field, in addition to four rebounds and two blocks at Lindenwood (11/21) ... Posted seven points and six rebounds off the bench vs. Tennessee Tech (11/10) ... One of six from within a 100-mile radius (Georgetown, Ky.) on the roster.

**2021-22:** Played in all 28 games with three starts, averaging 3.9 points, 3.5 rebounds, 0.3 assists, 0.6 steals and 0.6 blocks in 13.7 minutes ... Posted a career-high 14 points, in addition to two blocks and one assist against Xavier (12/12) ... Neared her first collegiate double-double with nine points and a season-high 10 rebounds at Chattanooga (12/15) ... Recorded 13 points, one assist and two steals at Marquette (12/22).

**2020-21 AT LOUISVILLE:** Played in eight games, averaging 1.5 points on 2.5 minutes per game ... Scored five points in four minutes in the first round of the NCAA Tournament vs. Marist (3/22) ... Posted seven points, her first collegiate points, and three rebounds in the win over UT Martin (1/5) ... Saw first collegiate action vs. Bellarmine (1/2), playing five minutes and recording a rebound.

**HIGH SCHOOL/PREP:** Named Kentucky Association of Basketball Coaches Region 11 Player of the Year and to the Kentucky All-State Girls Basketball Team ... A finalist for Kentucky Lions Eye Association Miss Basketball ... During her senior season, she averaged 19.6 points, 13.6 rebounds, 2.1 assists and 1.8 steals per game ... Finished her career with 1,300 points and 1,200 rebounds at Scott County High School.

Opponent	Date	GS	MIN	Total		3-Pointers		Free throws		Rebounds				PF	A	TO	BLK	STL	PTS	AVG
				FG-FGA	PCT	3FG-3FGA	PCT	FT-FTA	PCT	OFF	DEF	TOT	AVG							
at Louisville	11/07/2022		12:30	1-1	1.000	0-0	.000	1-2	.500	1	1	2	2.0	1	0	1	1	1	3	3.0
Tennessee Tech	11/10/2022		18:56	2-7	.286	1-3	.333	2-4	.500	3	3	6	4.0	0	0	0	3	1	7	5.0
Radford	11/13/2022		11:51	1-4	.250	0-0	.000	0-0	.000	1	1	2	3.3	3	0	1	0	0	2	4.0
Toledo	11/16/2022		09:56	0-1	.000	0-0	.000	0-0	.000	0	1	1	2.8	0	0	2	1	1	0	3.0
at Lindenwood	11/21/2022		14:16	3-5	.600	0-0	.000	0-0	.000	3	1	4	3.0	4	1	1	2	1	6	3.6
vs UT Arlington	11/25/2022		20:43	3-5	.600	0-1	.000	2-2	1.000	1	7	8	3.8	2	0	1	4	1	8	4.3
vs Charlotte	11/26/2022		16:55	2-7	.286	0-2	.000	0-0	.000	4	4	8	4.4	2	1	2	0	0	4	4.3
at N.C. A&T	12/01/2022		15:30	4-8	.500	1-3	.333	2-4	.500	1	2	3	4.3	2	0	1	0	0	11	5.1
UIC	12/04/2022		15:29	1-6	.167	0-4	.000	2-4	.500	5	0	5	4.3	2	0	1	1	0	4	5.0
at Xavier	12/09/2022		13:09	2-3	.667	0-0	.000	0-0	.000	0	3	3	4.2	1	0	1	0	1	4	4.9
at Ohio	12/13/2022		22:33	1-6	.167	1-1	1.000	0-0	.000	4	6	10	4.7	2	4	4	0	2	3	4.7
Totals			0 171:48	20-53	.377	3-14	.214	9-16	.563	23	29	52	4.7	19	6	15	12	8	52	4.7

SEASON	TEAM	GP-GS	MIN/AVG	Field Goals		3-Point		F-Throws		Rebounds				Scoring						
				FG-FGA	FG%	3FG-3FGA	3FG%	FT-FTA	FT%	OFF	DEF	TOT	AVG	PF-FO	A	TO	BLK	STL	PTS	AVG
2020-21	LOU	8-0	20/2.5	4-7	.571	2-3	.667	2-2	1.000	0	5	5	0.6	2-0	0	2	2	0	12	1.5
2021-22	UC	28-3	383/13.7	45-109	.413	10-44	.227	10-15	.667	28	69	97	3.5	41-0	8	17	17	18	110	3.9
2022-23	UC	11-0	172/15.6	20-53	.377	3-14	.214	9-16	.563	23	29	52	4.7	19-0	6	15	12	8	52	4.7
TOTAL FOR UC		39-3	554/14.2	65-162	.401	13-58	.224	19-31	.613	51	98	149	3.8	60-0	14	32	29	26	162	4.2
TOTAL		47-3	575/12.2	69-169	.408	15-61	.246	21-33	.636	51	103	154	3.3	62-0	14	34	31	26	174	3.7

MISCELLANEOUS STATS		
	SEASON	CAREER
Double-Double.....		
10+ Plus Points.....	1	4
20+ Plus Points.....		
5+ Rebounds.....	5	11
5+ Assists.....		
10+ Rebounds.....	1	2
10+ Assists.....		
2+ Blocks.....	3	3/7
2+ Steals.....	1	6
Led Team in Points.....		
Led Team in Rebounds.....	2	6
Led Team in Assists.....	1	1
Led Team in Blocks.....	4	10/11*
Led Team in Steals.....		3
*Total including Louisville (ACC)		

WILLIAMS' HIGHS	
<b>POINTS</b>	
Season.....	11 at North Carolina A&T, 12/1/22
Conference.....	12 at Memphis, 2/2/22
Career.....	14 vs. Xavier, 12/12/21

<b>REBOUNDS</b>	
Season.....	10 at Ohio, 12/13/22
Conference.....	8 vs. Temple, 1/8/22
Career.....	10 at Ohio, 12/13/22; at UTC, 12/15/21

<b>FG MADE</b>	
Season.....	4 at North Carolina A&T, 12/1/22
Conference.....	5 at Memphis, 2/2/22
Career.....	6 at Marquette, 12/19/21; vs. Xavier, 12/12/21

<b>FG ATTEMPTED</b>	
Season.....	8 at North Carolina A&T, 12/1/22
Conference.....	10 at Memphis, 2/2/22
Career.....	11 at Marquette, 12/19/21

<b>THREE POINT FG MADE</b>	
Season.....	1 (3x) last at Ohio, 12/13/22
Conference.....	2 vs. Temple, 1/8/22
Career.....	2 vs. Temple, 1/8/22; vs. Xavier, 12/12/21

<b>THREE POINT FG ATTEMPTED</b>	
Season.....	4 vs. UIC, 12/4/22
Conference.....	4 vs. Wichita State, 1/13/22
Career.....	4 (3x) last vs. UIC, 12/4/22

<b>FT MADE</b>	
Season.....	2 (4x) last vs. UIC, 12/4/22
Conference.....	2 vs. SMU, 2/9/22; at Memphis, 2/2/22
Career.....	2 (9x) last vs. UIC, 12/4/22

<b>FT ATTEMPTED</b>	
Season.....	4 (3x) last vs. UIC, 12/4/22
Conference.....	2 vs. SMU, 2/9/22; at Memphis, 2/2/22
Career.....	4 (4x) last vs. UIC, 12/4/22

<b>ASSISTS</b>	
Season.....	4 at Ohio, 12/13/22
Conference.....	1 (4x) last vs. Houston, 3/7/22
Career.....	4 at Ohio, 12/13/22

<b>BLOCKS</b>	
Season.....	4 vs. UT Arlington, 11/25/22
Conference.....	4 vs. Wichita State, 1/13/22
Career.....	4 vs. UT Arlington, 11/25/22; vs. Wichita State, 1/13/22

<b>STEALS</b>	
Season.....	2 at Ohio, 12/13/22
Conference.....	2 at UCF, 2/26/22; vs. Temple, 1/8/22
Career.....	2 (6x) last at Ohio, 12/13/22

<b>MINUTES</b>	
Season.....	21 vs. UT Arlington, 11/25/22
Conference.....	24 at Memphis, 2/2/22
Career.....	24 (3x) last at Memphis, 2/2/22

# 23 | MYA JACKSON

Sr. | G | 5-7 | Wilmington, Ohio | Wilmington High School | Seton Hall | My - UH | Twitter: myajack10 | Instagram: myaj\_10



MIN	PPG	RPG	APG	FT%
35.5	12.5	3.2	3.7	81.3

**2022-23:** One of two Bearcats to start every game ... 62 points shy of 1,000 for her career ... Finished in double-figures in each of the first nine games ... Led the team in assists in seven games ... Finished with 16 points and a career-high six assists at North Carolina A&T (12/1) ... Scored a season-high 24 points and adding four rebounds and a two assists while playing all 45 minutes vs. Toledo (11/16) ... Posted 11 points and five assists vs. Radford (11/13) ... Recorded 18 points on 7-12 from the field, adding six rebounds, five assists and three steals in 39 minutes vs. Tennessee Tech (11/10) ... Totaled 12 points and a team-high four assists in 35 minutes in her Bearcat debut at Louisville (11/7) ... One of three newcomers (Seton Hall) and one of six from within a 100-mile radius (Wilmington, Ohio) on the roster... Career 39.4 percent three-point shooter in three seasons at Seton Hall ... One of three team captains (Jillian Hayes, Jadyn Scott).

**2021-22 AT SETON HALL:** Started 33 of 34 games, averaging 9.0 points, 2.9 rebounds and 1.3 assists in 32.0 minutes per game ... Ranked eighth in the BIG EAST with a 37.3 three-point percentage, her third straight season converting on at least 37.0 percent from behind the arc ... Ranked 12th in the BIG EAST with 1.6 three-point field goals made and 32.0 minutes per game ... Scored in double-figures in 15 games ... Notched a season-high 20 points, on 4-for-8 from three, with five rebounds and three steals at Xavier (3/1) ... Named to the BIG EAST All-Academic Team.

**2020-21 AT SETON HALL:** Only player that started in all 21 games ... Averaged 10.6 points, 2.8 rebounds and 1.5 assists per game ... Ranked fourth in the BIG East with a 41.7 three-point percentage and sixth with 1.9 three-point field goals made per game ... Reached 20 points in four games and scored double-figures in nine ... Led the team in scoring four times ... Erupted for a career-high 27 points and four rebounds vs. Wagner (12/11) ... Member of the Student-Athlete Advisory Committee ... Named to the BIG EAST All-Academic Team.

**2019-20 AT SETON HALL:** Named to the Big East All-Freshman Team ... Played in 27 games with five starts, averaging 10.0 points per game with a 40.0 three-point percentage ... Made 52 three-pointers, second most on the team ... Scored in double-figures 13 times, including two game of at least 20 points ... Posted 25 points on 9-for-12 shooting, including 7-for-9 from three, at Xavier (12/31) ... Had 21 points on 8-for-12 from the field against UCONN (12/5) ... Made her first collegiate start against Saint Joseph's on (11/17) ... Named to BIG EAST All-Academic Team.

**HIGH SCHOOL/PREP:** Four-year team captain at Wilmington High School ... Four-time First Team All-Conference and two-time Second Team All-State ... Two-time Division Player of the Year and 2019 Dayton Division 1 All-Area Player of the Year ... Holds the school and Clinton County record for career points with 2,033.

Opponent	Date	GS	MIN	Total		3-Pointers		Free throws		Rebounds				PF	A	TO	BLK	STL	PTS	AVG
				FG-FA	PCT	3FG-3FA	PCT	FT-FTA	PCT	OFF	DEF	TOT	AVG							
at Louisville	11/07/2022	*	35:07	5-10	.500	2-2	1.000	0-0	.000	1	2	3	3.0	0	4	8	0	12	12.0	
Tennessee Tech	11/10/2022	*	38:39	7-12	.583	1-4	.250	3-5	.600	3	3	6	4.5	1	5	1	0	3	18	15.0
Radford	11/13/2022	*	37:30	3-12	.250	1-2	.500	4-4	1.000	2	0	2	3.7	2	5	3	0	1	11	13.7
Toledo	11/16/2022	*	45:00	10-19	.526	1-4	.250	3-6	.500	2	2	4	3.8	2	2	3	0	24	16.3	
at Lindenwood	11/21/2022	*	34:30	4-13	.308	0-3	.000	5-5	1.000	2	3	5	4.0	1	4	3	0	3	13	15.6
vs UT Arlington	11/25/2022	*	36:26	6-16	.375	0-4	.000	3-3	1.000	0	2	2	3.7	3	5	2	0	1	15	15.5
vs Charlotte	11/26/2022	*	32:32	5-13	.385	0-3	.000	1-1	1.000	0	3	3	3.6	3	2	5	0	1	11	14.9
at N.C. A&T	12/01/2022	*	37:30	5-11	.455	1-4	.250	5-6	.833	1	4	5	3.8	1	6	1	0	2	16	15.0
UIC	12/04/2022	*	35:34	4-9	.444	1-2	.500	2-2	1.000	1	0	1	3.4	2	4	2	0	2	11	14.6
at Xavier	12/09/2022	*	33:49	0-13	.000	0-4	.000	0-0	.000	2	2	4	3.5	0	3	2	0	0	13.1	
at Ohio	12/13/2022	*	23:47	3-6	.500	1-2	.500	0-0	.000	0	0	0	3.2	2	1	5	0	2	7	12.5
Totals		11	390:24	52-134	.388	8-34	.235	26-32	.813	14	21	35	3.2	17	41	35	0	17	138	12.5

Field Goals																		3-Point		F-Throws		Rebounds				Scoring			
SEASON	TEAM	GP-GS	MIN/AVG	FG-FGA	FG%	3FG-3FGA	3FG%	FT-FTA	FT%	OFF	DEF	TOT	AVG	PF-FO	A	TO	BLK	STL	PTS	AVG									
2019-20	SHU	27-5	723/26.8	100-226	.442	52-130	.400	19-31	.613	18	44	62	2.3	52-2	46	36	0	21	271	10.0									
2020-21	SHU	21-21	601/28.6	79-192	.411	40-96	.417	25-31	.806	27	32	59	2.8	24-0	31	33	1	16	223	10.6									
2021-22	SHU	34-33	1085/31.9	113-265	.426	56-150	.373	24-31	.774	34	64	98	2.9	52-1	45	40	1	34	306	9.0									
2022-23	UC	11-11	390/35.5	52-134	.388	8-34	.235	26-32	.813	14	21	35	3.2	17-0	41	35	0	17	138	12.5									
TOTAL FOR UC		11-11	390/35.5	52-134	.388	8-34	.235	26-32	.813	14	21	35	3.2	17-0	41	35	0	17	138	12.5									
TOTAL		93-70	2800/30.1	344-817	.421	156-410	.380	94-125	.752	93	161	254	2.7	145-3	163	144	2	88	938	10.1									

## MISCELLANEOUS STATS

	SEASON	CAREER
Double-Double.....	9	9/27*
10+ Plus Points.....	1	1/8*
20+ Plus Points.....	3	3/15*
5+ Rebounds.....	4	4/7*
5+ Assists.....	1*	
10+ Rebounds.....		
10+ Assists.....		
2+ Blocks.....	6	6/26*
2+ Steals.....	2	2/11*
Led Team in Points.....	2*	
Led Team in Rebounds.....	7	7/12*
Led Team in Assists.....	1*	
Led Team in Blocks.....	4	4/17*
Led Team in Steals.....		

\*Total including Seton Hall (BIG EAST)

## JACKSON'S HIGHS

### POINTS

Season.....	24 vs. Toledo, 11/16/22
Conference.....	25 at Xavier, 12/31/19*
Career.....	27 vs. Wagner, 12/11/20*

### REBOUNDS

Season.....	6 vs. Tennessee Tech, 11/10/22
Conference.....	10 vs. Butler, 3/4/22*
Career.....	10 vs. Butler, 3/4/22*

### FG MADE

Season.....	10 vs. Toledo, 11/16/22
Conference.....	9 at Xavier, 12/31/19*
Career.....	11 vs. Wagner, 12/11/20*

### FG ATTEMPTED

Season.....	19 vs. Toledo, 11/16/22
Conference.....	17 vs. UConn, 12/3/21*
Career.....	20 vs. Albany, 12/13/20*

### THREE POINT FG MADE

Season.....	2 at Louisville, 11/7/22
Conference.....	7 at Xavier, 12/31/19*
Career.....	7 at Xavier, 12/31/19*

### THREE POINT FG ATTEMPTED

Season.....	4 (5x) last at Xavier, 12/9/22
Conference.....	11 vs. UConn, 12/3/21*
Career.....	11 vs. UConn, 12/3/21*

### FT MADE

Season.....	5 at North Carolina A&T, 12/1/22; at Lindenwood, 11/21/22
Conference.....	5 at Marquette, 1/12/21*
Career.....	5 (3x) last at North Carolina A&T, 12/1/22

### FT ATTEMPTED

Season.....	6 at North Carolina A&T, 12/1/22; vs. Toledo, 11/16/22
Conference.....	6 at Marquette, 1/12/21*
Career.....	6 (3x) last at North Carolina A&T, 12/1/22

### ASSISTS

Season.....	6 at North Carolina A&T, 12/1/22
Conference.....	5 (3x) last vs. St. Johns, 1/20/21*
Career.....	6 at North Carolina A&T, 12/1/22

### BLOCKS

Season.....	1 vs. Butler, 3/4/22*; at DePaul, 2/15/21*
Conference.....	1 vs. Butler, 3/4/22*; at DePaul, 2/15/21*
Career.....	1 vs. Butler, 3/4/22*; at DePaul, 2/15/21*

### STEALS

Season.....	3 at Lindenwood, 11/21/22; vs. Tennessee Tech, 11/10/22
Conference.....	3 (3x) last vs. Xavier, 3/1/22*
Career.....	3 (6x) at Lindenwood, 11/21/22

### MINUTES

Season.....	45 vs. Toledo, 11/16/22
Conference.....	40 (3x) last vs. Creighton, 3/5/22*
Career.....	45 vs. Toledo, 11/16/22

\* At Seton Hall (BIG EAST)





# 33 | SOFIA GRITZALI

Sr. | G | 5-7 | Thessaloniki, Greece | Hellenic College of Thessaloniki | Grit - ZAH - Lee | Instagram: sofia\_gritzali

MIN	PPG	RPG	SPG	FG%
4.7	1.0	1.0	0.8	66.7

**2022-2023:** Turned in two points and two steals in a season-high eight minutes at Ohio (12/13) ... Provided a spark off the bench at Xavier (12/9) ... Added two points and two rebounds in seven minutes off the bench at Lindenwood (11/21) ... One of two international players (Thessaloniki, Greece) on the roster.

**2021-2022:** Appeared in 17 games with three starts, averaging 0.6 points, 0.8 rebounds, 0.5 assists, 0.4 steals in 6.0 minutes ... Led the team with a 50.0 field goal percentage ... Posted a season-high four points on 2-4 from the field, adding an assist and steal at Tulsa (1/29) ... Provided a spark off the bench with two points, two rebounds and two steals at UCF (2/26) ... Named to the AAC All-Academic Team.

**2020-21:** Played in 23 of 24 games with four starts, averaging 2.0 points, 1.8 rebounds and 1.1 assists in 12.6 minutes ... Tallied a season-high eight points on 3-of-6 from the field, in addition to three rebounds, two assists and two steals vs. Memphis (1/20) ... Tallied seven points, four rebounds and a career-high three steals against Tulane (1/9) ... Scored seven points on 5-5 from the free throw line with three assists vs. East Carolina (12/20) ... Posted a season-high five rebounds with four assists at Temple (1/13) ... Dished out a career-high five assists vs. Houston (2/20) ... Named to the AAC All-Academic Team.

**2019-20:** Appeared in eight games off the bench, averaging 1.6 points, 1.6 rebounds in 5.5 minutes ... Totaled a season-high four points in seven minutes against Ball State (11/16) ... Pulled down five rebounds in 12 minutes against Alabama A&M (12/17) ... Named to the AAC All-Academic Team.

**HIGH SCHOOL/PREP:** Guided Hellenic College of Thessaloniki to three-straight Northern Greece championships, two national high school championship runner-up finishes and a national title ... Led the team in scoring throughout her entire high school career ... Played at the club level with Aris Basketball Club of the Northern Greek League, where she was the leading scorer for four consecutive seasons and set the all-time and single-game (59 points) scoring records ... Competed for the Greek high school national team for three seasons.

Opponent	Date	GS	MIN	Total		3-Pointers		Free throws		Rebounds				PF	A	TO	BLK	STL	PTS	AVG
				FG-FGA	PCT	3FG-3FGA	PCT	FT-FTA	PCT	OFF	DEF	TOT	AVG							
Tennessee Tech	11/10/2022		02:49	0-0	.000	0-0	.000	0-0	.000	0	0	0	0.0	1	0	0	0	1	0	0.0
at Lindenwood	11/21/2022		06:48	1-2	.500	0-0	.000	0-1	.000	1	1	2	1.0	1	0	0	0	0	2	1.0
at Xavier	12/09/2022		01:25	0-0	.000	0-0	.000	0-0	.000	0	1	1	1.0	0	0	1	0	0	0	0.7
at Ohio	12/13/2022		07:42	1-1	1.000	0-0	.000	0-0	.000	1	0	1	1.0	0	0	1	0	2	2	1.0
<b>Totals</b>		<b>0</b>	<b>18:44</b>	<b>2-3</b>	<b>.667</b>	<b>0-0</b>	<b>.000</b>	<b>0-1</b>	<b>.000</b>	<b>2</b>	<b>2</b>	<b>4</b>	<b>1.0</b>	<b>2</b>	<b>0</b>	<b>2</b>	<b>0</b>	<b>3</b>	<b>4</b>	<b>1.0</b>

SEASON TEAM	GP-GS	MIN/AVG	Field Goals		3-Point		F-Throws		Rebounds				Scoring			
			FG-FGA	FG%	3FG-3FGA	3FG%	FT-FTA	FT%	OFF	DEF	TOT	AVG	PF-FO	A	TO	BLK
2019-20 UC	8-0	44/5.5	4-7	.571	1-1	1.000	4-6	.667	6	7	13	1.6	6-0	2	4	0
2020-21 UC	23-4	289/12.6	14-41	.341	3-16	.188	15-23	.652	9	32	41	1.8	30-0	26	19	0
2021-22 UC	17-3	103/6.0	4-8	.500	0-0	.000	2-7	.286	4	9	13	0.8	12-0	8	3	0
2022-23 UC	4-0	19/4.7	2-3	.667	0-0	.000	0-1	.000	2	2	4	1.0	2-0	0	2	0
<b>TOTAL</b>	<b>52-7</b>	<b>454/8.7</b>	<b>24-59</b>	<b>.407</b>	<b>4-17</b>	<b>.235</b>	<b>21-37</b>	<b>.568</b>	<b>21</b>	<b>50</b>	<b>71</b>	<b>1.4</b>	<b>50-0</b>	<b>36</b>	<b>28</b>	<b>0</b>

## MISCELLANEOUS STATS

	SEASON	CAREER
Double-Double.....		
10+ Plus Points .....		
20+ Plus Points .....		
5+ Rebounds .....		2
5+ Assists .....		1
10+ Rebounds .....		
10+ Assists .....		
2+ Blocks .....		
2+ Steals .....	1	6
Led Team in Points .....		
Led Team in Rebounds.....		
Led Team in Assists .....		2
Led Team in Blocks.....		
Led Team in Steals.....		4

## GRITZALI'S HIGHS

### POINTS

Season..... 2 at Ohio, 12/13/22; at Lindenwood, 11/21/22  
Conference ..... 8 vs. Memphis, 1/20/21  
Career ..... 8 vs. Memphis, 1/20/21

### REBOUNDS

Season..... 2 at Lindenwood, 11/21/22  
Conference ..... 5 at Temple, 1/13/21  
Career ..... 5 at Temple, 1/13/21; vs. Alabama A&M, 12/17/19

### FG MADE

Season..... 1 at Lindenwood, 11/21/22  
Conference ..... 3 vs. Memphis, 1/20/21  
Career ..... 3 vs. Memphis, 1/20/21

### FG ATTEMPTED

Season..... 2 at Lindenwood, 11/21/22  
Conference ..... 6 vs. Memphis, 1/20/21  
Career ..... 6 vs. Memphis, 1/20/21

### THREE POINT FG MADE

Season.....  
Conference ..... 1 (3x) last at Memphis, 2/10/21  
Career ..... 1 (4x) last at Memphis, 2/10/21

### THREE POINT FG ATTEMPTED

Season.....  
Conference ..... 3 at Tulane, 2/7/21  
Career ..... 3 at Tulane, 2/7/21

### FT MADE

Season.....  
Conference ..... 5 vs. East Carolina, 12/20/21  
Career ..... 5 vs. East Carolina, 12/20/21

### FT ATTEMPTED

Season..... 1 at Lindenwood, 11/21/22  
Conference ..... 5 vs. East Carolina, 12/20/21  
Career ..... 5 vs. East Carolina, 12/20/21

### ASSISTS

Season.....  
Conference ..... 5 vs. Houston, 2/20/21  
Career ..... 5 vs. Houston, 2/20/21

### BLOCKS

Season.....  
Conference .....  
Career .....

### STEALS

Season..... 2 at Ohio, 12/13/22  
Conference ..... 3 vs. Tulane, 1/9/21  
Career ..... 3 vs. Tulane, 1/9/21

### MINUTES

Season..... 7 at Ohio, 12/13/22  
Conference ..... 31 vs. Memphis, 1/20/21  
Career ..... 31 vs. Memphis, 1/20/21

# 34 | A'RIEL JACKSON

Fr. | G | 5-9 | Brooklyn, N.Y. | Bishop Loughlin Memorial High School | ARE - Ee - Uhl | Twitter: isofamAri | Instagram: Isofamari



MIN	PPG	RPG	SPG	FG%
11.0	3.5	1.6	0.8	34.2

**2022-23:** Posted seven points and a block in 12 minutes at North Carolina A&T (12/1) ... Contributed five points, four rebounds and two steals in 14 minutes vs. UT Arlington (11/25) ... Added four points and two steals in 11 minutes at Lindenwood (11/21) ... Made her first collegiate start vs. Tennessee Tech (11/10), recording three points, five rebounds, two assists and two steals in 19 minutes ... Posted 12 points, three assists and a team-high four rebounds in 17 minutes in her collegiate debut at Louisville (11/7), becoming the first Bearcat to score in double figures in their collegiate debut since Ilmar'i Thomas had 19 against East Tennessee State on Nov. 10, 2017... Only freshman on the roster.

**HIGH SCHOOL/PREP:** 1,000-point career scorer at Bishop Loughlin Memorial High School ... Named to the McDonald's All-American East Nominee List ... Ranked 79th nationally, 16th-best shooting guard by Preferred Athlete Scouting Service and 108th nationally by the All-Star Girls Report.

**PERSONAL:** Mother, Kym Hampton, played for Arizona State and was the number four overall pick in the inaugural 1997 WNBA Draft, where she spent three seasons playing for the New York Liberty and was voted the starting center in the first WNBA All-Star Game as part of a 15-year professional career.

Opponent	Date	GS	MIN	Total		3-Pointers		Free throws		Rebounds				PF	A	TO	BLK	STL	PTS	AVG
				FG-FGA	PCT	3FG-3FGA	PCT	FT-FTA	PCT	OFF	DEF	TOT	AVG							
at Louisville	11/07/2022		17:16	5-7	.714	0-0	.000	2-3	.667	1	3	4	4.0	3	3	7	1	2	12	12.0
Tennessee Tech	11/10/2022	*	19:04	1-6	.167	0-0	.000	1-2	.500	1	4	5	4.5	3	2	3	1	2	3	7.5
Radford	11/13/2022		11:54	1-4	.250	0-0	.000	0-0	.000	0	2	2	3.7	1	0	2	0	0	2	5.7
Toledo	11/16/2022		08:22	0-2	.000	0-0	.000	0-0	.000	1	1	2	3.3	1	0	0	0	0	0	4.3
at Lindenwood	11/21/2022		10:46	2-4	.500	0-1	.000	0-0	.000	0	1	1	2.8	2	1	1	0	2	4	4.2
vs UT Arlington	11/25/2022		14:23	1-5	.200	0-0	.000	3-4	.750	2	2	4	3.0	0	1	2	0	2	5	4.3
vs Charlotte	11/26/2022		09:17	0-0	.000	0-0	.000	2-2	1.000	0	0	0	2.6	1	1	0	0	1	2	4.0
at N.C. A&T	12/01/2022		12:07	2-4	.500	0-0	.000	3-4	.750	0	0	0	2.3	0	0	2	1	0	7	4.4
UIC	12/04/2022		08:42	1-5	.200	0-1	.000	0-0	.000	0	0	0	2.0	0	0	1	0	0	2	4.1
at Xavier	12/09/2022		05:42	0-1	.000	0-0	.000	1-2	.500	0	0	0	1.8	2	0	1	0	0	1	3.8
at Ohio	12/13/2022		03:49	0-0	.000	0-0	.000	0-2	.000	0	0	0	1.6	0	0	1	0	0	0	3.5
Totals		1	121:22	13-38	.342	0-2	.000	12-19	.632	5	13	18	1.6	13	8	20	3	9	38	3.5

				Field Goals		3-Point		F-Throws		Rebounds									Scoring	
SEASON	TEAM	GP-GS	MIN/AVG	FG-FGA	FG%	3FG-3FGA	3FG%	FT-FTA	FT%	OFF	DEF	TOT	AVG	PF-FO	A	TO	BLK	STL	PTS	AVG
2022-23	UC	11-1	121/11.0	13-38	.342	0-2	.000	12-19	.632	5	13	18	1.6	13-0	8	20	3	9	38	3.5
TOTAL		11-1	121/11.0	13-38	.342	0-2	.000	12-19	.632	5	13	18	1.6	13-0	8	20	3	9	38	3.5

## MISCELLANEOUS STATS

	SEASON	CAREER
Double-Double.....		
10+ Plus Points.....	1	1
20+ Plus Points.....		
5+ Rebounds.....	1	1
5+ Assists.....		
10+ Rebounds.....		
10+ Assists.....		
2+ Blocks.....		
2+ Steals.....	4	4
Led Team in Points.....		
Led Team in Rebounds.....	1	1
Led Team in Assists.....		
Led Team in Blocks.....	1	1
Led Team in Steals.....	1	1

## JACKSON'S HIGHS

### POINTS

Season.....	12 at Louisville, 11/7/22
Conference.....	
Career.....	12 at Louisville, 11/7/22

### REBOUNDS

Season.....	5 vs. Tennessee Tech, 11/10/22
Conference.....	
Career.....	5 vs. Tennessee Tech, 11/10/22

### FG MADE

Season.....	5 at Louisville, 11/7/22
Conference.....	
Career.....	5 at Louisville, 11/7/22

### FG ATTEMPTED

Season.....	7 at Louisville, 11/7/22
Conference.....	
Career.....	7 at Louisville, 11/7/22

### THREE POINT FG MADE

Season.....	
Conference.....	
Career.....	

### THREE POINT FG ATTEMPTED

Season.....	1 vs. UIC, 12/4/22; at Lindenwood, 11/21/22
Conference.....	
Career.....	1 vs. UIC, 12/4/22; at Lindenwood, 11/21/22

### FT MADE

Season...3 at North Carolina A&T, 12/1/22; vs. UT Arlington, 11/25/22	
Conference.....	
Career...3 at North Carolina A&T, 12/1/22; vs. UT Arlington, 11/25/22	

### FT ATTEMPTED

Season...4 at North Carolina A&T, 12/1/22; vs. UT Arlington, 11/25/22	
Conference.....	
Career...4 at North Carolina A&T, 12/1/22; vs. UT Arlington, 11/25/22	

### ASSISTS

Season.....	3 at Louisville, 11/7/22
Conference.....	
Career.....	3 at Louisville, 11/7/22

### BLOCKS

Season.....	1 (3x) last at North Carolina A&T, 12/1/22
Conference.....	
Career.....	1 (3x) last at North Carolina A&T, 12/1/22

### STEALS

Season.....	2 (4x) last vs. UT Arlington, 11/25/22
Conference.....	
Career.....	2 (4x) last vs. UT Arlington, 11/25/22

### MINUTES

Season.....	19 vs. Tennessee Tech, 11/10/22
Conference.....	
Career.....	19 vs. Tennessee Tech, 11/10/22



# 42 | CLARISSA CRAIG

So. | F/C | 6-2 | Cincinnati, Ohio | Roger Bacon High School | Twitter: rissa\_4242 | Instagram: \_cc42

MIN	PPG	RPG	FG%	FT%
16.4	5.7	3.6	44.4	76.7

**2022-23:** Started the last four games ... Added seven points and five rebounds at Ohio (12/13) ... Recorded her first career double-double with 11 points and a career-high 10 rebounds vs. UIC on Dec. 4. ... Earned her first start of the season at North Carolina A&T (12/1) ... Has scored in double figures three times off the bench ... Averaged 11.0 points, 3.5 rebounds, 2.0 blocks and 2.0 steals on 7-11 from the field and 8-10 from the free throw line in the two games at the Daytona Beach Invitational ... Tied or surpassed her previous career high in points, rebounds, blocks, steals and minutes vs. UT Arlington (11/25), turning in 12 points, five rebounds, two blocks, three steals in 25 minutes as a reserve ... Added six points in 12 minutes off the bench at Lindenwood (11/21) ... Provided a critical four points on 4-4 from the line in the fourth quarter vs. Toledo (11/16) ... Turned in 11 points and five rebounds in 17 minutes vs. Radford (11/13) ... One of two players from Cincinnati (Jillian Hayes) and one of six players from within a 100-mile radius (Cincinnati, Ohio) on the roster.

**2021-2022:** One of only five Bearcats to play in all 28 games with one start ... Averaged 3.2 points, 1.5 rebounds, 0.2 assists, 0.2 blocks and 0.2 steals in 11.9 minutes ... Posted a career-high 10 points on 5-for-6 from the field against N.C. A&T (12/19) ... Tied a career-high five rebounds against Wichita State (1/13) and at Ohio State (11/27) ... Converted .533 percent (8-15) from the field over a five-game stretch in conference play (1/22-2/9) ... Named to the AAC All-Academic Team.

**HIGH SCHOOL/PREP:** Lettered at Roger Bacon High School ... Ranked as Ohio's best center in the 2021 class by Ohio Girls Basketball Report ... Collegiate Girls Basketball Report listed her as the 23rd-ranked center nationally ... Two-time First Team All-GCLC performer and two-time Third Team All-Ohio Division II selection by the Ohio Prep Sportswriters Association.

Opponent	Date	GS	MIN	Total		3-Pointers		Free throws		Rebounds				PF	A	TO	BLK	STL	PTS	AVG	
				FG-FGA	PCT	3FG-3FGA	PCT	FT-FTA	PCT	OFF	DEF	TOT	AVG								
at Louisville	11/07/2022		08:33	0-0	.000	0-0	.000	0-0	.000	1	1	2	2.0	5	0	1	0	0	0	0.0	
Tennessee Tech	11/10/2022		10:59	1-4	.250	0-0	.000	0-0	.000	1	0	1	1.5	4	0	3	0	0	2	1.0	
Radford	11/13/2022		17:01	3-7	.429	0-0	.000	5-6	.833	3	2	5	2.7	0	0	2	1	0	11	4.3	
Toledo	11/16/2022		11:55	0-3	.000	0-0	.000	4-4	1.000	0	2	2	2.5	3	0	4	0	0	4	4.3	
at Lindenwood	11/21/2022		12:27	2-5	.400	0-0	.000	2-3	.667	0	1	1	2.2	4	0	1	0	0	6	4.6	
vs UT Arlington	11/25/2022		25:19	3-5	.600	0-0	.000	6-8	.750	2	3	5	2.7	3	0	1	2	3	12	5.8	
vs Charlotte	11/26/2022		21:43	4-6	.667	0-0	.000	2-2	1.000	2	0	2	2.6	2	0	1	2	1	10	6.4	
at N.C. A&T	12/01/2022	*	15:12	0-0	.000	0-0	.000	0-0	.000	0	1	1	2.4	5	1	1	0	1	0	5.6	
UIC	12/04/2022	*	24:13	5-9	.556	0-1	.000	1-1	1.000	3	7	10	3.2	2	0	3	2	0	11	6.2	
at Xavier	12/09/2022	*	16:35	0-3	.000	0-0	.000	0-0	.000	4	2	6	3.5	2	0	0	1	0	0	5.6	
at Ohio	12/13/2022	*	16:28	2-3	.667	0-0	.000	3-6	.500	4	1	5	3.6	1	0	2	0	0	7	5.7	
Totals			4	180:25	20-45	.444	0-1	.000	23-30	.767	20	20	40	3.6	31	1	19	8	5	63	5.7

			Field Goals		3-Point		F-Throws		Rebounds								Scoring			
SEASON	TEAM	GP-GS	MIN/AVG	FG-FGA	FG%	3FG-3FGA	3FG%	FT-FTA	FT%	OFF	DEF	TOT	AVG	PF-FO	A	TO	BLK	STL	PTS	AVG
2021-22	UC	28-1	332/11.9	35-88	.398	0-0	.000	20-29	.690	18	24	42	1.5	52-0	5	30	5	6	90	3.2
2022-23	UC	11-4	180/16.4	20-45	.444	0-1	.000	23-30	.767	20	20	40	3.6	31-2	1	19	8	5	63	5.7
TOTAL		39-5	512/13.1	55-133	.414	0-1	.000	43-59	.729	38	44	82	2.1	83-2	6	49	13	11	153	3.9

## MISCELLANEOUS STATS

	SEASON	CAREER
Double-Double.....	1	1
10+ Plus Points.....	4	5
20+ Plus Points.....		
5+ Rebounds.....	5	7
5+ Assists.....		
10+ Rebounds.....	1	1
10+ Assists.....		
2+ Blocks.....	3	3
2+ Steals.....	1	3
Led Team in Points.....		
Led Team in Rebounds.....	1	2
Led Team in Assists.....		
Led Team in Blocks.....	1	2
Led Team in Steals.....	1	2

## CRAIG'S HIGHS

### POINTS

Season.....	12 vs. UT Arlington, 11/25/22
Conference.....	8 at East Carolina, 1/16/22
Career.....	12 vs. UT Arlington, 11/25/22

### REBOUNDS

Season.....	10 vs. UIC, 12/4/22
Conference.....	5 at Wichita State, 1/13/22
Career.....	10 vs. UIC, 12/4/22

### FG MADE

Season.....	5 vs. UIC, 12/4/22
Conference.....	2 [4x] last vs. Memphis, 2/23/22
Career.....	5 vs. UIC, 12/4/22; vs. NC A&T, 12/19/21

### FG ATTEMPTED

Season.....	9 vs. UIC, 12/4/22
Conference.....	5 [5x] last vs. Houston, 3/7/22
Career.....	9 vs. UIC, 12/4/22

### THREE POINT FG MADE

Season.....	
Conference.....	
Career.....	

### THREE POINT FG ATTEMPTED

Season.....	1 vs. UIC, 12/4/22
Conference.....	
Career.....	1 vs. UIC, 12/4/22

### FT MADE

Season.....	6 vs. UT Arlington, 11/25/22
Conference.....	8 at East Carolina, 1/16/22
Career.....	8 vs. UT Arlington, 11/25/22; at East Carolina, 1/16/22

### FT ATTEMPTED

Season.....	8 vs. UT Arlington, 11/25/22
Conference.....	10 at East Carolina, 1/16/22
Career.....	10 at East Carolina, 1/16/22

### ASSISTS

Season.....	1 at North Carolina A&T, 12/1/22
Conference.....	1 at East Carolina, 1/16/22; at Tulane, 2/13/22
Career.....	1 [6x] last at North Carolina A&T, 12/1/22

### BLOCKS

Season.....	2 [3x] last vs. UIC, 12/4/22
Conference.....	1 at East Carolina, 1/16/22; vs. Houston, 3/7/22
Career.....	2 [3x] last vs. UIC, 12/4/22

### STEALS

Season.....	3 vs. UT Arlington, 11/26/22
Conference.....	1, at East Carolina, 1/16/22
Career.....	3 vs. UT Arlington, 11/26/22

### MINUTES

Season.....	25 vs. UT Arlington, 11/26/22
Conference.....	20 at East Carolina, 1/16/22
Career.....	25 vs. UT Arlington, 11/26/22



## TELEVISION/RADIO ROSTER

**DAIS'JA TROTTER**

Sr. | G | 5-9 | Louisville, Ky.

**CAITLYN WILSON**

Sr. | G | 5-10 | Cordova, Tenn.

**JADA SCOTT**

Sr. | G | 6-1 | Townsend, Ga.

**BRAYLYN MILTON**

So. | G | 5-11 | Charlotte, N.C.

**LOJAIN ELFATAIRY**

So. | G | 5-4 | Giza, Egypt

**JADYN SCOTT**

Sr. | F | 6-2 | Townsend, Ga.

**TAZIAH JENKS**

R-So. | F | 6-0 | Louisville, Ky.

**JILLIAN HAYES**

Jr. | G | 6-1 | Cincinnati, Ohio

**MALEA WILLIAMS**

Jr. | F/C | 6-3 | Georgetown, Ky.

**MYA JACKSON**

Sr. | G | 5-7 | Wilmington, Ohio

**SOFIA GRITZALI**

Sr. | G | 5-7 | Thessalonki, Greece

**A'RIEL JACKSON**

Fr. | G | 5-9 | Brooklyn, N.Y.

**CLARISSA CRAIG**

So. | F/C | 6-2 | Cincinnati, Ohio

**MICHELLE CLARK-HEARD**Head Coach  
Fifth Season | Western Kentucky '90**BRIDGETTE GORDON**Assistant Coach/Recruiting  
First Season | Tennessee '89**MYIA JOHNSON**Assistant Coach  
First Season | Rutgers '10**DEVRIINN PAUL**Assistant Coach  
First Season | Kentucky State '08**AK PRESTRIDGE**Director of Operations  
Second Season | Auburn '19



# 2022-23 Cincinnati Women's Basketball Combined Team Statistics All games

Page 1/1  
as of Dec 17, 2022

## Game Records

Record	Overall	Home	Away	Neutral
ALL GAMES	6-5	2-2	3-2	1-1
CONFERENCE	0-0	0-0	0-0	0-0
NON-CONFERENCE	6-5	2-2	3-2	1-1

## Score by Periods

Team	1st	2nd	3rd	4th	OT	TOT
Cincinnati	160	177	190	178	13	718
Opponents	188	122	186	167	16	679

## Team Box Score

No.	Player				Total		3-Point		F-Throw		Rebounds													
		GP-GS	MIN	AVG	FG-FGA	FG%	3FG-3FGA	3FG%	FT-FTA	FT%	OFF	DEF	TOT	AVG	PF	DQ	A	TO	BLK	STL	PTS	AVG		
20	HAYES, Jillian	11-11	331:06	30.1	60-138	.435	0-2	.000	44-70	.629	37	58	95	8.6	36	3	23	38	18	21	164	14.9		
23	JACKSON, Mya	11-11	390:24	35.5	52-134	.388	8-34	.235	26-32	.813	14	21	35	3.2	17	0	41	35	0	17	138	12.5		
4	MILTON, Braylyn	10-10	291:43	29.2	25-62	.403	10-21	.476	17-25	.680	8	25	33	3.3	24	1	23	23	1	7	77	7.7		
1	WILSON, Caitlyn	11-3	226:33	20.6	24-62	.387	23-55	.418	5-7	.714	5	14	19	1.7	13	0	8	12	1	7	76	6.9		
42	CRAIG, Clarissa	11-4	180:25	16.4	20-45	.444	0-1	.000	23-30	.767	20	20	40	3.6	31	2	1	19	8	5	63	5.7		
22	WILLIAMS, Malea	11-0	171:48	15.6	20-53	.377	3-14	.214	9-16	.563	23	29	52	4.7	19	0	6	15	12	8	52	4.7		
34	JACKSON, A'riel	11-1	121:22	11.0	13-38	.342	0-2	.000	12-19	.632	5	13	18	1.6	13	0	8	20	3	9	38	3.5		
0	TROTTER, Dais'Ja	8-0	74:46	9.3	8-21	.381	7-16	.438	3-4	.750	5	8	13	1.6	5	0	3	4	0	2	26	3.3		
10	SCOTT, Jadyn	11-6	159:05	14.5	13-30	.433	0-0	.000	8-12	.667	8	18	26	2.4	24	1	6	8	1	6	34	3.1		
3	SCOTT, Jada	11-6	170:07	15.5	13-31	.419	0-0	.000	4-7	.571	6	25	31	2.8	17	0	6	4	3	4	30	2.7		
11	JENKS, Taziah	7-3	81:48	11.7	6-19	.316	3-6	.500	1-6	.167	5	6	11	1.6	8	0	3	10	2	3	16	2.3		
33	GRITZALI, Sofia	4-0	18:44	4.7	2-3	.667	0-0	.000	0-1	.000	2	2	4	1.0	2	0	0	2	0	3	4	1.0		
5	ELFATAIRY, Lojain	3-0	07:08	2.4	0-4	.000	0-4	.000	0-0	.000	0	0	0	0.0	1	0	0	1	0	0	0	0.0		
Team											22	26	48					2						
Total		11	2225		256-640	.400	54-155	.348	152-229	.664	160	265	425	38.6	210	7	128	193	49	92	718	65.3		
Opponents		11	2225		244-623	.392	52-184	.283	139-212	.656	135	251	386	35.1	185	3	133	193	43	90	679	61.7		

## Team Statistics

	UC	OPP
<b>Scoring</b>	<b>718</b>	<b>679</b>
Points per game	65.3	61.7
Scoring margin	+3.5	-
<b>Field goals-att</b>	<b>256-640</b>	<b>244-623</b>
Field goal pct	.400	.392
<b>3 point fg-att</b>	<b>54-155</b>	<b>52-184</b>
3-point FG pct	.348	.283
3-pt FG made per game	4.9	4.7
<b>Free throws-att</b>	<b>152-229</b>	<b>139-212</b>
Free throw pct	.664	.656
F-Throws made per game	13.8	12.6
<b>Rebounds</b>	<b>425</b>	<b>386</b>
Rebounds per game	38.6	35.1
Rebounding margin	+3.5	-
<b>Assists</b>	<b>128</b>	<b>133</b>
Assists per game	11.6	12.1
<b>Turnovers</b>	<b>193</b>	<b>193</b>
Turnovers per game	17.5	17.5
Turnover margin	0.0	-
Assist/turnover ratio	0.7	0.7
<b>Steals</b>	<b>92</b>	<b>90</b>
Steals per game	8.4	8.2
<b>Blocks</b>	<b>49</b>	<b>43</b>
Blocks per game	4.5	3.9
<b>Winning streak</b>	<b>1</b>	<b>-</b>
Home win streak	0	-
<b>Attendance</b>	<b>5010</b>	<b>12967</b>
Home games-Avg/Game	4-1253	5-2593
Neutral site-Avg/Game	-	2-213

## Team Results

Date	Opponent		Score	Att.
11/07/2022	at Louisville	L	68-87	8049
11/10/2022	Tennessee Tech	W	68-57	612
11/13/2022	Radford	W	62-53	612
11/16/2022	Toledo	Lot	71-74	3786
11/21/2022	at Lindenwood	W	71-60	494
11/25/2022	vs UT Arlington	W	72-58	250
11/26/2022	vs Charlotte	L	58-59	175
12/01/2022	at N.C. A&T	W	78-73	912
12/04/2022	UIC	L	58-66	0
12/09/2022	at Xavier	L	35-48	3162
12/13/2022	at Ohio	W	77-44	350





**2022-23 Cincinnati Women's Basketball  
Team Game-by-Game  
All games**

Page 1/1  
as of Dec 17, 2022

				Total		3-Pointers		Free throws		Rebounds											
Opponent	Date	Score		FG-FGA	PCT	3FG-3FGA	PCT	FT-FTA	PCT	OFF	DEF	TOT	AVG	PF	A	TO	BLK	STL	PTS	AVG	
at Louisville	11/07/2022	68-87	L	23-53	.434	9-13	.692	13-20	.650	8	19	27	27.0	24	8	24	2	5	68	68.0	
Tennessee Tech	11/10/2022	68-57	W	26-66	.394	6-18	.333	10-18	.556	19	29	48	37.5	17	14	12	7	10	68	68.0	
Radford	11/13/2022	62-53	W	20-62	.323	6-13	.462	16-22	.727	13	27	40	38.3	16	15	17	5	8	62	66.0	
Toledo	11/16/2022	71-74	Lot	26-58	.448	4-13	.308	15-23	.652	14	27	41	39.0	24	7	18	4	5	71	67.3	
at Lindenwood	11/21/2022	71-60	W	25-61	.410	3-14	.214	18-23	.783	17	19	36	38.4	23	9	14	2	12	71	68.0	
vs UT Arlington	11/25/2022	72-58	W	27-61	.443	1-10	.100	17-25	.680	15	31	46	39.7	22	12	23	7	10	72	68.7	
vs Charlotte	11/26/2022	58-59	L	24-61	.393	2-10	.200	8-11	.727	16	21	37	39.3	14	13	12	6	5	58	67.1	
at N.C. A&T	12/01/2022	78-73	W	27-52	.519	7-18	.389	17-26	.654	10	19	29	38.0	22	16	17	4	9	78	68.5	
UIC	12/04/2022	58-66	L	23-60	.383	3-15	.200	9-14	.643	18	16	34	37.6	16	12	14	3	4	58	67.3	
at Xavier	12/09/2022	35-48	L	10-56	.179	1-11	.091	14-22	.636	12	31	43	38.1	19	7	18	6	13	35	64.1	
at Ohio	12/13/2022	77-44	W	25-50	.500	12-20	.600	15-25	.600	18	26	44	38.6	13	15	24	3	11	77	65.3	
Total		718		256-640	.400	54-155	.348	152-229	.664	160	265	425	38.6	210	128	193	49	92	718	65.3	
Opponents		679		244-623	.392	52-184	.283	139-212	.656	135	251	386	35.1	185	133	193	43	90	679	61.7	

**Cincinnati Averages**

Games Played	Points/game	FG Pct	3FG Pct	FT Pct	Rebounds/game	Assists/game	Turnovers/game	Assist/Turnover ratio	Steals/game	Blocks/game
11	65.3	40.0	34.8	66.4	38.6	11.6	17.5	0.7	8.4	4.5



**2022-23 Cincinnati Women's Basketball  
Opponents Game-by-Game  
All games**

Page 1/1  
as of Dec 17, 2022

				Total		3-Pointers		Free throws		Rebounds											
Opponent	Date	Score		FG-FGA	PCT	3FG-3FGA	PCT	FT-FTA	PCT	OFF	DEF	TOT	AVG	PF	A	TO	BLK	STL	PTS	AVG	
at Louisville	11/07/2022	68-87	L	31-60	.517	5-21	.238	20-28	.714	14	25	39	39.0	17	12	18	5	14	87	87.0	
Tennessee Tech	11/10/2022	68-57	W	20-70	.286	10-26	.385	7-9	.778	22	26	48	43.5	13	13	16	6	3	57	72.0	
Radford	11/13/2022	62-53	W	20-58	.345	4-18	.222	9-16	.563	11	29	40	42.3	18	9	22	4	6	53	65.7	
Toledo	11/16/2022	71-74	Lot	23-58	.397	4-15	.267	24-33	.727	10	21	31	39.5	16	11	10	2	4	74	67.8	
at Lindenwood	11/21/2022	71-60	W	23-46	.500	9-21	.429	5-16	.313	10	22	32	38.0	18	17	24	3	6	60	66.2	
vs UT Arlington	11/25/2022	72-58	W	20-62	.323	1-10	.100	17-25	.680	11	24	35	37.5	21	10	15	1	16	58	64.8	
vs Charlotte	11/26/2022	58-59	L	22-58	.379	4-14	.286	11-16	.688	14	20	34	37.0	13	11	11	4	8	59	64.0	
at N.C. A&T	12/01/2022	78-73	W	27-55	.491	4-15	.267	15-19	.789	10	18	28	35.9	18	16	21	3	9	73	65.1	
UIC	12/04/2022	58-66	L	24-49	.490	5-12	.417	13-18	.722	10	20	30	35.2	12	12	14	6	4	66	65.2	
at Xavier	12/09/2022	35-48	L	18-56	.321	3-11	.273	9-17	.529	12	35	47	36.4	19	12	20	6	9	48	63.5	
at Ohio	12/13/2022	77-44	W	16-51	.314	3-21	.143	9-15	.600	11	11	22	35.1	20	10	22	3	11	44	61.7	
Total		679		244-623	.392	52-184	.283	139-212	.656	135	251	386	35.1	185	133	193	43	90	679	61.7	
Cincinnati		718		256-640	.400	54-155	.348	152-229	.664	160	265	425	38.6	210	128	193	49	92	718	65.3	

**Opponents Averages**

Games Played	Points/game	FG Pct	3FG Pct	FT Pct	Rebounds/game	Assists/game	Turnovers/game	Assist/Turnover ratio	Steals/game	Blocks/game
11	61.7	39.2	28.3	65.6	35.1	12.1	17.5	0.7	8.2	3.9