

GAME



CINCINNATI

September 6, 2025
3:30 p.m. • ESPN+
Cincinnati, Ohio
Nippert Stadium (40,000)

BOWLING GREEN

107TH SEASON • 1959 NATIONAL CHAMPIONS • 12 MAC CHAMPIONSHIPS

2025 SCHEDULE

Date	Opponent	Time /Result	TV
A. 28	LAFAYETTE®	W/26-7	ESPN+
S. 6	at Cincinnati	3:30 p.m.	ESPN+
S. 13	LIBERTY	5 p.m.	ESPN+
S. 20	at Louisville	TBA	TBA
S. 27	at Ohio*	TBA	TBA
O. 11	TOLEDO*	TBA	TBA
O. 18	CENTRAL MICHIGAN*	TBA	TBA
O. 25	at Kent State*	TBA	TBA
N. 1	BUFFALO*	TBA	TBA
N. 8	at Eastern Michigan*	TBA	TBA
N. 18	AKRON*¹	7 p.m. ESPN2/ESPN+/CBSSN	
N. 25	at UMASS*¹	TBA ESPN2/ESPN+	
D. 6	MAC Championship (Detroit)	12 p.m.	ESPN

All Times Eastern; *MAC game; ¹Tues; ²Thurs.

ON THE AIR

ESPN+

James Westling, play-by-play
Leger Douzable, analyst



FALCON SPORTS RADIO NETWORK

Todd Walker, play-by-play
John Gibson, analyst
Kevin Piel, sideline



SATELLITE RADIO

Sirius XM 198 • Internet 990



BOWLING GREEN COACHES

ON THE FIELD

Eddie George, Head Coach
Brandon Fisher, Assoc. HC/Defensive Coordinator
Dewayne Alexander, Assistant HC/Tight Ends
Greg Nosal, Co-Offensive Coord./OL
Alex Bayer, Special Teams Coordinator
Joe Bowden, Linebackers
Josh Crawford, Running Backs
Bruce Johnson, Wide Receivers
Richard McNutt, Secondary
Clyde Simmons, Defensive Line
Levi Gazarek, Offensive Quality Control

IN THE BOOTH

Travis Partridge, Co-Offensive Coord./PGC/QBs
Derrick Jackson, Defensive Backs
Brian White, Senior Analyst (RB)
Scott Stolz, Defensive Quality Control
Zac Garvin, Special Teams Quality Control

#GUTS • #AYZIGGY



@BG_Football



@BGSUFootball



@BGSUFootball

COMMUNICATIONS

Asst. AD for Strategic Communications

Vincent Briedis • @VincentBriedis X
O: (419) 372-7075 • C: (434) 326-3792 • vinceb@bgsu.edu

Secondary Football Contact (Players)

Kyle Edmond • @kyleedmond7 X
O: (419) 372-4027 • C: (419) 618-3485 • kedmond@bgsu.edu

Tertiary Football Contact

Sam Watson • @samrdoubleu X
O: (419) 372-7075 • C: (615) 693-1879 • samw@bgsu.edu

BOWLING GREEN (1-0, 0-0)



FALCONS

Head Coach: Eddie George
BG Record: 1-0 (1st Year)
Career Record: 25-22 (5th Year)
George vs. UC: First Meeting

AT

CINCINNATI (0-1, 0-0) XII

BEARCATS

Head Coach: Scott Satterfield
UC Record: 8-17 (third Year)
Career Record: 84-65 (12th Year)
Satterfield vs. BG: First Meeting



INSIDE THE SERIES

Series vs. UC: BGSU leads, 4-0
In Cincinnati: BGSU leads, 2-0
at Nippert Stadium: BGSU leads, 1-0
Last Meeting: 1994 at UC (W, 38-0)
First Meeting: 1990 at Riverfront Stadium (W, 34-20)

Largest BGSU Win: 38 (38-0), 1994
Longest BGSU Win Streak: 4 (1990-pres.)
George vs. Satterfield: First Meeting
Websites: BGSUFalcons.com
GoBearcats.com

OPENING KICK

FALCONS STAY IN-STATE, HEAD TO THE "QUEEN CITY"

• Bowling Green State University hits the road for the first time in 2025 on Saturday to face the Cincinnati Bearcats of the Big 12 Conference.

BOWLING GREEN VS. CINCINNATI

• Bowling Green and Cincinnati are meeting for the fifth time in football and just the second time at Nippert Stadium.
• BGSU owns a 4-0 all-time record against the Bearcats, including a 38-0 triumph the last time the teams met in 1994.
• The first meeting in the series (1990) was played at Riverfront Stadium, where the Bearcats intermittently hosted home games between 1982-90.

FIVE TOP STORYLINES

• RB **Cameron Pettaway** returned the season-opening kickoff 98 yards for a touchdown on the first touch of his career. It marked the second-straight season BGSU opened with a kickoff return TD. Researched in collaboration with the nation's FBS Sports Information Directors, this is the first time in FBS history that a team has accomplished the feat in consecutive seasons.
• PK **Jackson Kleather** was named MAC Special Teams Player of the Week on Sept. 1. His four field goals against Lafayette tied for the nation's best Week 1 total (with Penn State's Ryan Barker). The four FGs also tied for No. 2 in program history for a single game. His 56-yarder matched the second-longest field goal in school history.
• A win at Cincinnati would give the Falcons their first 2-0 start since 2013, when BGSU also opened the year with two straight victories. Current Special Teams Coordinator **Alex Bayer** was a standout tight end on that BGSU team that won the 2013 MAC Championship.
• Head coach **Eddie George** became the 11th Falcon head coach to win his debut following BGSU's 26-7 triumph over Lafayette. The Falcons have now opened the season with wins in back-to-back years for the first time since 2008-09.
• QB **Drew Pyne** started the season opener against Lafayette, making 2025 the fourth consecutive year he has started a game after previous stints at Notre Dame (2022), Arizona State (2023) and Missouri (2024). Among active FBS players, he is tied for No. 4 nationally in most consecutive seasons with at least one start. In the win, he connected with 10 different receivers.



Cameron Pettaway returned the season's opening kick 98 yards for a touchdown on his first career touch in college.

BY THE NUMBERS

1

BGSU leaves the "Great State of Ohio" just once between Week 1 and the games of Nov. 1, with the Sept. 20 game at Louisville serving as the lone out-of-state trip. The Falcons' next game outside Ohio comes Nov. 8 at Eastern Michigan (1-hour from campus).

5

BGSU head coach Eddie George is the fifth Heisman Trophy winner to become an FBS head coach. In 2025, he is celebrating the 30th anniversary of winning the coveted award.

30

QB Drew Pyne's next passing touchdown will be the 30th of his career.

THIS WEEK'S SCHEDULE	31	1	2	3	4	5	6
	SUNDAY	MONDAY	TUESDAY	WEDNESDAY	THURSDAY	FRIDAY	SATURDAY
	• No availability	• Weekly press conference (1 p.m.)	• Player availability upon request	• Player availability upon request	• No availability	• No availability	Game No. 2 at Cincinnati 3:30 p.m. ESPN+ Cincinnati, Ohio

WEEKLY PRESS CONFERENCE

Football coach Eddie George will hold a weekly media press conference in the Wilcox Room on the third floor of the Sebo Athletic Center. All members of the media are welcome to attend. Out-of-town media should contact Vincent Briedis to gain access to the TEAMS link for the Monday press conference. Audio and video of each weekly press conference will be available at BGSUFalcons.com shortly after the completion of the press conference.

The only weekly press conferences not on the Monday of game week will be for the Akron and UMass games. The press conference for the Akron Game Week will be on Thurs., Nov. 13. The press conference for the UMass Game Week will be on Thurs., Nov. 18.

PLAYER INTERVIEWS

Players are available for only interviews each Monday depending on class schedules. If you have specific player interview requests, they should be directed to Kyle Edmond in the Bowling Green strategic communications office by noon Sunday.

Please allow at least 24 hours to set up interviews with players. Arrangements can be made for telephone and in-person interviews at a time that is mutually agreeable to the reporter/broadcaster and the athlete, should there be a scheduling conflict.

No player or coach interviews will be arranged after Wednesday during game week (for Saturday games), or what is equivalent of "Wednesday" for the MACtion weeks.

POSTGAME INTERVIEWS


Coach George will hold his postgame press conference in person. At **home** Coach George and select players will be available in the Sentinel-Tribune Room located between the two locker rooms, following the normal cooling-off period. BGSU observes a closed locker room policy. The Sentinel-Tribune Room is on the east side of the stadium (opposite the press box), and can be entered through the tunnels at either the north or south end.

On the Road: Coach George and requested players will be made available in a designated media room or just outside the locker room following the normal cooling-off period.

FACT BOOK/ROSTER FILES

Bowling Green's fact book is available online throughout the season at BGSUFalcons.com at this link:

<https://bgsufalcons.com/2025FootballMediaCenter>

The most up-to-date Bowling Green roster files also are available at BGSUFalcons.com. Audio pronunciations of player names can be viewed by clicking on the  next to the player/coach name on their bio or roster and then clicking "Hear It."

WEEKLY GAME NOTES

Bowling Green's game notes will be available by the start of the weekly Eddie George Press Conference. They also can be accessed online in PDF format at BGSUFalcons.com. If you are interested in receiving the weekly game notes via email, please contact Vincent Briedis.

CREDENTIALS

Requests for working press credentials should be made to the BGSU Strategic Communications Office. Requests should be made at least one week in advance. Late requests will be honored if space is available, but parking cannot be guaranteed for requests less than one week in advance. Scouts and non-working media will be seated if space is available, dependent on league and national rules.

All requests can be made using the following link: <https://bgsufalcons.com/2025FootballMediaCenter>

COLLEGE PRESS BOX.COM

CollegePressBox.com is the official media website for Division I football. Access and download weekly game notes, quotes, statistics, media guides, headshots, logos and more for each conference and its member schools. Register for access at collegepressbox.com/register.

collegepressbox
SINCE 2005 EVERYTHING BUT THE PREGAME MEAL



STRATEGIC COMMUNICATIONS



VINCENT BRIEDIS (BRAY-DIS)

Asst. AD for Strategic Communications
(Primary Football Contact)


Office: 419-372-7075
Mobile: 434-326-3792
vinceb@bgsu.edu
@VincentBriedis



MIKE CIHON (SHE-HAWN)

Assoc. Director for Strategic Communications

Office: 419-372-0474
Mobile: 419-308-0691
mjcihon@bgsu.edu
@MikeCihon



KYLE EDMOND

Assistant Director for Strategic Communications
(Secondary Football Contact)

Office: 419-372-4027
Mobile: 419-618-3485
kedmond@bgsu.edu
@kyleedmond7



SAM WATSON

Strategic Communications Coordinator
(Tertiary Football Contact)

Mobile: 615-693-1879
samw@bgsu.edu
@samrdoubleu



BRADEN MUSSER

Strategic Communications Coordinator

Mobile: 616-325-5722
bradem@bgsu.edu

MAILING ADDRESS

Sebo Athletic Center
1610 Stadium Dr.
Bowling Green, OH 43403

PRONUNCIATION GUIDE

COACH PRONUNCIATION GUIDE

Levi Gazarek guh-ZAIR-eck
Greg Nosal NO-sal

PLAYER PRONUNCIATION GUIDE

Collins **Acheampong** ah-CHAM-pong
David **Afogh** AH-foe-GO
Nakai **Amachree** Nah-Kai Ah-mock-ree
Josira Andrews Joe-si-rah
Lucian Anderson III LOO-shun
DeVenchi Arnold II deh-VEN-chee
D'kyah Banks Dah-Kai
Tunde **Fatukasi** tune-day, faa-too-KAH-see
Vincent **Giordano** GEE-or-dah-no
Jahvion **Jarmon** JAH-vee-on JAR-mun
Quillan **Jimenez** Quill-en hee-MEN-es
Dierre Kelly Dee-Air
Jackson **Kleather** Klee-thur
Gideon **Lampron** LAM-prun
Darius **Lorfilis** Lore-Fills
Chris **McMillian** mick-MILL-in
Cynceir McNeal sincere
Hunter **Najm** NAH-zhum
Jaimion **Olverson** JAY-mee-on OHL-ver-sun
Zane **Panchula** pan-CHOO-luh
Henry **Reifschneider** Reef-SHNIGH-duhr
Jeremiah **Scoby** SCOH-bee
Reis Stocksdales REES (rhymes with "peace")
PaSean Wimberly PAY-shawn
Masyn **Zahursky** zuh-HUR-skee

WHAT'S INSIDE

Game Information	1	BGSU Overtime Games	24	Season Analysis	39
Media Information/Schedule	2	Opponent Schedules	25	Scoring Drives	40
Bowling Green State University Facts	3	Drew Pyne	26-27	Long Plays	41
Bowling Green vs. Cincinnati	4-5	John Henderson	28	First Downs Gained/Third-Down Stops	42
Team Notes	6-8	Jackson Kleather/Zach Long	29	Game-By-Game Stats	43-50
MAC Standings/Preseason Poll	6	Honors & Awards	30	Quarter Statistics	51
Offensive Notes	9-11	Did You Know?	30	Red-Zone Statistics	52
Defensive Notes	11-12	Game-By-Game Notables	31	Bowling Green Indiv. Highs/Team Highs/Lows	53
Single-Game Records	10-12	100-yard/200-yard/300-yard Games	31	Opponent Team Indiv. Highs/Highs/Lows	54
Last Minute Game-Winning Scores	9	Active Reception Streak	31	Participation	55
Special Teams Notes	13	Falcons in the NFL	31	Game-By-Game Drive Charts	56
Game-Winning Field Goals in BGSU History	13	Game-Opening Drives/Goal-to-Go	32	Game-By-Game Summaries	57
Eddie George	14-17	Falcons in the Stat Rankings	33	Career Highs	58-59
Assistant Coaching Staff	18	BGSU Career Receptions List	33	Last Time	60-63
Falcon Coaches as NFL Players/Coaches	19	Team Statistics	34	Bowling Green Long Plays	63
Offensive Positional Roster	20	Individual Statistics	34-35	BGSU Scoring	64
Defensive Positional Roster	21	Defensive Statistics/Offensive Line by Snaps	36	Bowling Green Rosters	65-66
How the Falcons Were Built	22-23	Game-By-Game Starters/Leaders	37	Depth Chart	67
Career Starts/ 2025 BGSU Opponents	24	First And Third Down	38		

BOWLING GREEN FACTS

BOWLING GREEN STATE UNIVERSITY	
Location	Bowling Green, Ohio
Founded	1910
Enrollment	19,703
President	Dr. Rodney Rogers
Director of Athletics	Derek van der Merwe
Faculty Representative	Dr. Ray Schneider Dr. Donna Trautman
Nickname	Falcons
Mascots	Freddie and Frieda Falcon
Colors	Orange and Brown
Songs	Ay Ziggy Zoomba Forward Falcons Alma Mater
Stadium	Doyt Perry Stadium
Capacity	24,000
Surface	Shaw Sport Turf
Doyt Perry Stadium Opened	Oct. 1, 1966
All-Time Record at Doyt Perry Stadium	178-115-5
Affiliations	NCAA, Division I-FBS, Mid-American

FOOTBALL INFORMATION	
First Year of Football	1919
All-Time Record	570-432-52 (107th season)
All-Time MAC Record	305-210-13 (74th season)
MAC Championships	1956, 1959, 1961, 1962, 1964, 1965, 1982, 1985, 1991, 1992, 2013, 2015
All-Time Bowl Record	5-11
Offensive Alignment	Multiple
Defensive Alignment	Multiple

COACHING STAFF	
Mike & Jan Wilcox Head Coach	Eddie George
Assoc. HC/Defensive Coordinator	Brandon Fisher
Co-OC/Passing Game Coord./QBs	Travis Partridge
Co-OC/Offensive Line	Greg Nosal
Special Teams Coordinator	Alex Bayer
Asst. Head Coach/Tight Ends	Dewayne Alexander
Linebackers	Joe Bowden
Running Backs	Josh Crawford
Defensive Backs	Derrick Jackson
Wide Receivers	Bruce Johnson
Secondary	Richard McNutt
Defensive Line	Clyde Simmons
Senior Analyst/Running Backs	Brian White
Special Teams Quality Control	Zac Garvin
Offensive Quality Control	Levi Gazarek
Defensive Quality Control	Scott Stolz
Head Football Strength & Conditioning	Chris Fenelon
Assoc. Football Strength & Conditioning	C.J. McFarland
Asst. Football Strength & Conditioning	Ed Sykes

SUPPORT STAFF	
Director of Football Operations/Chief of Staff	Nina Baloun
Dir. of Personnel/Recruiting	Camden Dietz
Assistant Director of Player Personnel	Jack Bilek
Head Football Athletic Trainer	David Florea
Football Video Coordinator	Dillon Weithman
Assoc. AD for Student-Athlete Services	Jaysen Spencer
Academic Coordinator	Kathleen Westfall

THE FALCONS

The nickname Falcons was chosen for BGSU athletic teams in 1927. It was suggested by the sports editor of the Daily SentinelTribune, who thought the nickname was fitting because it was indicative of a powerful bird that was small in stature, its coloring represented the school colors, and, like the athlete, the falcon must go through a long period of training before battle. Freddie and Frieda Falcon are the campus mascots.

UNIVERSITY COLORS

The historical story behind how BGSU began using Brown and Orange as its school colors dates back to 1914.

Dr. Williams, the University's first President, gathered a group of people which included a Dr. L.L.Winslow from Industrial Arts as a selection committee for the school's new colors. While on an interurban (or trolley) ride to Toledo, Dr. Winslow sat behind a woman wearing a large hat adorned with beautiful brown and orange feathers. It is unclear whether or not she ever actually gave him a few of these feathers from her hat, however, he was so interested in the color scheme of the pair that he convinced the committee to approve the combination of Brown and Orange.

INSPIRATION TO THE CLEVELAND BROWNS

It was early in the calendar year of 1946 and Browns general manager/head coach Paul Brown was scouring Ohio, looking for a training camp site for that summer on which the team could get ready for its inaugural season in the start-up All-America Football Conference.

His travels took him to Bowling Green and Bowling Green State University. Brown was interested in the school because it was far enough away from Cleveland that he could sequester his team there away from all the noise and chatter of the big city, but close enough that the Browns, when they needed to, could get back to Cleveland in a decent amount of time (two hours-plus at a point in history before the existence of the Ohio Turnpike).

Brown was getting a tour when he stopped in an athletic building. What caught his attention was a framed BGSU football jersey on a wall. He really liked the school's orange-and-brown color combination, and the rest is history.

SONGS OF BGSU

President Ralph McDonald opened a five-year contest during which each year a college song was chosen and presented on Honors Day. At the end of the five-year period, a committee convened to listen to all five winners. Edith Ludwig Bell's composition was publicly presented as The Alma Mater of BGSU at the Golden Anniversary Convocation on May 19, 1960.

Before 1948, there was not an official fight song for campus. The Commoners, a men's independent group, created a contest for a new fight song. Following the students' lead, campus officials asked the music department to develop an official fight song. Dr. Wayne Bohrnstedt, assistant professor of music from 1947-53, composed the current song, "Forward Falcons." The words were written by Sidney Freeman, a graduate assistant in the English department.

Brought to Bowling Green over half a century ago by original SICSIC member and World War II veteran Gilbert Fox, "Ay Ziggy Zoomba" is BGSU's unofficial fight song. In 1946, Fox, an Army Air Corps bombardier who served in Italy, brought his interpretation based upon a Zulu war chant back to the University.

YOU ARE NOT FORGOTTEN

Bowling Green has a permanently unoccupied seat in Doyt Perry Stadium to honor the tens of thousands of military personnel who are or were prisoners of war (POW) or have been declared missing in action (MIA).

POW/MIA Chair of Honor is a national program designed to remember prisoners of war and those missing in action. The chair was permanently installed in the stadium in 2014 to help visitors and fans remember that even though our service members are not with us, they are not forgotten.



» OPPONENT NOTES

BGSU VS. CINCINNATI • ALL-TIME SERIES

- BG leads, 4-0 • **At BGSU:** BG leads, 2-0 • **On Road:** BG leads, 2-0 • **at Neutral Site:** N/A
 ► **Longest BG win streak:** 4 (1990-pres.) • **Longest UC win Streak:** N/A • **Largest BG Victory:** 38-0 (1994)

Season	Site	BG Coach	W/L/T	Score	BG Rank	UC Coach	Opp. Rank
1990	Riverfront	Moe Ankney	W	34-20	NR	Tim Murphy	NR
1991	BGSU	Gary Blackney	W	20-16	NR	Tim Murphy	NR
1993	BGSU	Gary Blackney	W	21-7	NR	Tim Murphy	NR
1994	CIN	Gary Blackney	W	38-0	NR	Rick Minter	NR

ON THIS DATE • SEPT. 6

- Bowling Green has played six previous games in its history on Sept. 6. The Falcons are 4-2 all-time on this date.

Season	Site	BGSU Coach	W/L/T	Score	BGSU Rank	Opponent	Opp. Coach	Opp. Rank
1980	Away	Denny Stolz	L	17-20	NR	Richmond	Dal Shealy	NR
1986	Home	Moe Ankney	W	21-16	NR	Ohio	Cleve Bryant	NR
1997	Home	Gary Blackney	W	28-21	NR	Miami (OH)	Randy Walker	NR
2003	Away	Gregg Brandon	W	27-26	NR	Purdue	Joe Tiller	16
2008	Home	Gregg Brandon	L	17-42	NR	Minnesota	Tim Brewster	NR
2014	Home	Dino Babers	W	48-7	NR	VMI	Sparky Woods	NR

100-YARD RUSHERS VS. CINCINNATI

Date	Opponent	Name	Car.	Yds.	Score
9/11/93	Cincinnati	Zeb Jackson	29	127	21-7
9/2/90	Cincinnati	LeRoy Smith	16	112	34-20
10/1/94	Cincinnati	Keylan Cates	20	110	38-0
9/2/90	Cincinnati	George Johnson	14	107	34-20

BOWLING GREEN VS. THE BIG 12

- BGSU is 7-14 all-time against current members of the Big 12 Conference, with wins over BYU (1), Cincinnati (4), Kansas (1) and UCF (1). The UCF win came during the Knights' time as a MAC member.
- The Falcons are 3-5 all-time when facing an opponent that was an active Big 12 member at the time of the game, with two wins over Missouri and one over Kansas.
- BGSU's two wins over Missouri came in 2001 (at Missouri) and 2002 (at BGSU) when Cincinnati alum **Urban Meyer** was the Falcons' head coach.

GARY BLACKNEY ERA STARTED IN MIDST OF CINCINNATI SERIES

- The second all-time meeting between BGSU and Cincinnati came in **Gary Blackney's** first season (1991).
- That 1991 matchup at Doyt Perry Stadium sparked a 10-game winning streak for the Falcons.
- BGSU's 20-16 win in 1991 is the only game in the series in which a Falcon did not rush for 100 yards.

RETURNING HOME

- Eleven Falcons are returning home to the greater Cincinnati area this weekend.
- DE Bam Booker (Winton Woods HS), CB Jay'Quan Bostic (Robert A. Taft HS), S Preston EstoEsta (Mason HS), OT Vincent Giordano (Lakota West HS), TE Eli Jacon-Duffy (Archbishop Moeller), WR Jared Merk (Archbishop Moeller HS), LB TJ Nelson (Anderson HS), DE Jaimion Olverson (Princeton HS), OT Nate Pabst (Archbishop Moeller), WR Reis Stocksdales (Little Miami HS) and James Thomas Jr. (Fairfield HS) hail from the Greater Cincinnati suburbs/metro area.

BGSU VS. POWER CONFERENCES

- Over the past 25 seasons, MAC teams have tallied 78 wins over Power Conference opponents. Nearly half belong to NIU (14), **Bowling Green (12)** and Toledo (11). In total, 14 current and former MAC programs have posted at least one.
- BGSU's last Power Conference win came in 2023 at Georgia Tech, when the Falcons rallied from a 14-0 deficit to score 38 unanswered points in a 38-27 victory.
- In 2024, BGSU played two close games against Power opponents:
 - » Lost 34-27 at then-No. 8 Penn State after leading much of the game.
 - » Lost 26-20 at then-No. 25 Texas A&M.

BOWLING GREEN - CINCINNATI CONNECTIONS

- OG **Jake Burns** spent the 2020 and 2021 seasons at Cincinnati. He was part of the Bearcats' AAC championship teams that advanced to the 2021 Peach Bowl (vs. Georgia) and the 2022 Cotton Bowl (vs. Alabama) in the College Football Playoff. He did not appear in any games for UC.
- Cincinnati safeties coach Adam Braithwaite served as defensive coordinator/safeties coach at Tennessee Tech in 2023 on the staff of current BGSU assistant head coach/tight ends coach Dewayne Alexander.
- Cincinnati co-defensive coordinator/LBs coach Cortney Braswell was on the Army staff (inside linebackers) during BGSU TE **Blane Cleaver's** first two seasons at West Point (2021-22).
- BGSU LB **AJ Odom** played at Memphis when Cincinnati RBs coach Sean Dawkins was the Tigers' RBs coach. DE **Isaiah Thomison** was also at Memphis in 2023, Dawkins' final season with UM.
- Additional connections exist between players on both rosters (see list below).

Bowling Green	Previous School	Cincinnati
Reis Stocksdales	Ohio State	Kye Stokes Evan Pryor Joe Royer
Baron May	Eastern Michigan	Mikah Coleman
Justin Eklund	San Jose State	Dino Beslagic
Austin Clay	Michigan State	Jalen Hunt Stephen Rusnak
Travis Kennar	St. Francis de Sales	Jonathan Thompson
Jackson Kleather	Tipp City HS	Stanley Clyne
Bam Booker	Winton Woods HS	Lyviel Waters
Austin Clay	Berea-Midpark HS	Devyn Zahursky

LAST MEETING • 1994

Bowling Green 38, Cincinnati 0
 Oct. 1, 1994 • Cincinnati, Ohio

Last Meeting

The Bowling Green State University football team scored twice in the first five minutes and never looked back in a shutout victory. BGSU marched 75 yards in five plays on its opening possession and then blocked UC's first punt to quickly build a 14-0 lead.
 The Falcon defense posted its second shutout of the season, holding UC to under one yard per carry while recording eight tackles for loss. Keylan Cates eclipsed the 100-yard mark for the first time in his BG career. UC reached the BGSU 20-yard line twice in the fourth quarter, but the Falcon defense stiffened to preserve the shutout.

Score by Quarters:

Bowling Green	14	7	7	10	—	38
Cincinnati	0	0	0	0	—	0

Scoring Summary:

1st	13:00	Stover 23-yard pass from Henry (Leaver kick)
	9:39	Arnold 8-yard return of blocked punt (Leaver kick)
2nd	0:47	Martin 21-yard pass from Henry (Leaver kick)
3rd	1:22	Martin 6-yard pass from Henry (Leaver kick)
4th	11:28	32-yard field goal
	7:47	Cates 48-yard run (Leaver kick)

Attendance—20,193

	UC	BG
FIRST DOWNS	15	25
RUSHES-YARDS (NET)	30-28	50-195
PASSING YDS (NET)	207	196
Passes Att-Comp-Int	19-34-1	16-25-0
TOTAL OFFENSE PLAYS-YARDS	64-235	75-391
Fumbles-Lost	3-1	1-0
Penalties-Yards	6-37	7-45
Possession Time	25:47	34:13

BG Leaders: Rushing (Cates 20/110), Passing (Henry 15/24/181), Receiving (Davis 4/60; Martin 4/43).

UC Leaders: Rushing (Kimbrough 15/40), Passing (Vibberts 19/34/207), Receiving (Ladd 5/70; Stewart 4/68).

TEAM COMPARISON



Record	1-0
Scoring Offense	26.0
Rushing Offense	158
Passing Offense	109
Pass Efficiency	117.5
Total Offense	265
Time/Possession	32:20
Scoring Defense	7.0
Rushing Defense	59
Passing Defense	118
Pass Efficiency Defense	117.53
Total Defense	177
Sacks	3.00
Tackles for Loss	5.5
Turnover Margin	0.00
Net Punting	46.53
Punt Returns	9.00
Kickoff Returns	76.50



Record	0-1
Scoring Offense	17.0
Rushing Offense	202
Passing Offense	69
Pass Efficiency	67.18
Total Offense	271
Time/Possession	20:30
Scoring Defense	0
Rushing Defense	110
Passing Defense	243
Pass Efficiency Defense	142
Total Defense	353
Sacks	3.00
Tackles for Loss	6.00
Turnover Margin	-2.00
Net Punting	45.3
Punt Returns	0.00
Kickoff Returns	20.00



BGSU's 20-16 win over Cincinnati in 1991 started a 10-game winning streak which was capped by a MAC Championship and a win over Fresno State in the California Bowl.



MAC STANDINGS

	Conference Overall			
	W	L	W	L
BOWLING GREEN	0	0	1	0
Central Michigan	0	0	1	0
Kent State	0	0	1	0
Northern Illinois	0	0	1	0
Akron	0	0	0	1
Ball State	0	0	0	1
Buffalo	0	0	0	1
Eastern Michigan	0	0	0	1
Miami (OH)	0	0	0	1
Ohio	0	0	0	1
Toledo	0	0	0	1
UMass	0	0	0	1
Western Michigan	0	0	0	1

2025 PRESEASON MAC POLL

1. Toledo (7)	135
2. Miami (OH) (3)	131
3. Ohio (3)	123
4. Buffalo	115
5. Northern Illinois	94
6. Bowling Green	81
7. Western Michigan	71
8. Eastern Michigan	68
9. Central Michigan	65
10. Ball State	41
T11. Akron	39
UMass	39
13. Kent State	12

MAC Football Championship Game Winner:

Toledo (6), Miami (OH) (4), Ohio (3)

» TEAM NOTES

GEORGE AND COMPANY ENTER YEAR NUMBER ONE

- Eddie George was named the 21st head coach in Bowling Green football history on March 9, 2025.
- George returns to the "Great State of Ohio," where he starred at Ohio State and won the Heisman Trophy 30 years ago (1995). He spent the past four seasons as head coach at Tennessee State, where he was named Big South-OVC Coach of the Year and led the Tigers to the FCS Playoffs in 2024.
- George has assembled a staff that blends talent from both BGSU and TSU—two programs that have undergone impressive rebuilds over the past four years. The group brings experience spanning every level of football, from high school to the NFL.

More on page 18

RETURNING PRODUCTION

- BGSU ranks No. 130 out of 136 FBS teams in returning production for 2025, at just 35 percent. That figure places the Falcons 12th out of 13 teams in the MAC.
- In 2024, BGSU led the nation in returning production with a senior-laden roster.
- For 2025, BGSU is one of eight MAC programs ranked in the bottom 18 nationally in returning production—and one of four MAC programs breaking in a new head coach

A PROGRAM ON THE RISE

- BGSU is 16–8 in MAC play since the start of the 2022 season.
- Only Toledo, Ohio, and Miami (OH) have better conference records during that span: Ohio is 20–4, Miami (OH) is 18–6, and Toledo is 17–7.
- In the previous 16-game MAC stretch, BGSU was just 2–14.
- Bowling Green was one of only four FBS programs in 2022 to improve its win total by 4+ games from 2020 to 2021 and by 2+ more games from 2021 to 2022. The others were Kansas State, Oregon State, and Tennessee.
- The Falcons are the only program in the nation to improve their win total by 4+ games from 2020 to 2021, by 2+ games from 2021 to 2022, and by 1+ game from 2022 to 2023. BGSU's win total in 2024 remained +7 from 2020, marking four straight seasons without a decline in victories.

ALL-TIME MAC VICTORIES

Rank	School	Wins
1.	Miami (OH)	323
2.	Bowling Green	305
	Toledo	305
4.	Western Michigan	274
5.	Ohio	271
6.	Central Michigan	226
7.	Ball State	198
8.	Eastern Michigan	188
9.	Kent State	181
10.	NIU	173
11.	Akron	94
12.	Buffalo	77
13.	UMass	7

ALL-TIME MAC WINNING

Rank	School	WIN %
1.	Miami (OH)	.629
2.	Bowling Green	.590
3.	NIU	.580
	Toledo	.580
5.	Central Michigan	.576
6.	Ball State	.512
7.	Western Michigan	.505
8.	Ohio	.496
9.	Buffalo	.377
10.	Akron	.357
11.	Kent State	.341
12.	Eastern Michigan	.337
13.	UMass	.219

MIKE AND JAN WILCOX GIFT

- Bowling Green State University is the first university in the Mid-American Conference to endow a head football coaching position, raising the prominence of the University's football program, its recruiting potential and support for student-athletes.
- Alumnus Mike Wilcox, founder, chairman and chief executive officer of Toledo-based Wilcox Financial/Wilcox Sports Management, and his wife, Jan, generously donated \$2 million to establish the endowment, which will support the football program in perpetuity and support a facility project.

CAPTAINS NAMED

- LB Gideon Lampron, CB Jalen McClen- don, OT Nate Pabst and QB Drew Pyne are BGSU's four captains.
- McClendon was also a captain for Eddie George last season at Tennessee State.



» TEAM NOTES

FALCONS NAB THE TOP TRANSFER CLASS IN THE MAC

- BGSU welcomes 25 new players to the program courtesy of the transfer portal. Per 247Sports, BGSU has the top transfer class in the MAC.
- New Falcons via the transfer portal are: DE **Collins Acheampong** (UCLA), TE **Arlis Boardingham** (Florida), S **Jay'Quan Bostic** (Toledo), CB **MJ Cannon** (Illinois State), WR **Austin Clay** (Michigan State), RB **Austyn Dendy** (Missouri), DE **Eriq George** (Tennessee State), LB **Andrew Hines III** (Wake Forest), CB **JoJo Johnson** (Indiana), TE **Jyrin Johnson**, FB **Leo Kemp** (UCLA), OG **Andrew Kilfoyl** (South Florida), LB **Gideon Lampron**, LB **Caden Marshall** (Tennessee State), CB **Jalen McClendon** (Tennessee State), RB **Chris McMillian** (Northeast Mississippi CC), WR **Allen Middleton**, QB **Hunter Najm** (Washington State), LB **AJ Odom** (Memphis), QB **Drew Pyne**, WR **Brennan Ridley** (Hampton), RB **Kaderris Roberts** (Tennessee State), **Alexis Sanchez** (Tennessee State), WR **Reis Stocksdales** (Ohio State), LB **Isaiah Thomison** (Memphis), CB **Keyon Washington** (West Virginia).



THE WORLDWIDE SPORTS LEADER

- Bowling Green linebacker Gideon Lampron is in his first season at BGSU after a FCS All-America season at Dayton in 2024.
- Lampron's legal middle name is: **ESPN**
- The middle name was given by his father Marty, an avid sports fan.
- Gideon's original middle name was set to be Xavior. Marty Lampron vetoed it and had it set to ESPN, all caps and pronounced by the letters for the Entertainment Sports Programming Network.

"I want to make my dad proud, because him making my middle name 'ESPN,' it has set some expectations. I am just trying to deliver. He loves watching me play sports more than anything in his life. I wouldn't have it any other way. Some of my friends would laugh. I never really hid it, I just never talked about it ever, but I love my middle name." - **GIDEON LAMPRON**

COLLEGE GRADUATES PLAYING FOR THE FALCONS

- Bowling Green has 17 players that are participating this fall will wear the MAC shield as college graduates. The full list is below:

DT **Evan Branch-Haynes**, OG **Jake Burns**, LS **George Carlson**, TE **Blane Cleaver**, OT **Tunde Fatukasi**, TE **Jyrin Johnson**, DT **Dierre Kelly**, K **Zach Long**, QB **Baron May**, OG **Nate Pabst**, C **Alex Padgett**, QB **Drew Pyne**, WR **Reis Stocksdales**, S **Victor Vazquez**, RB **PaSean Wimberly**, ILB **Chris Williams** OG **Cade Zimmerly**.



THE NATION'S CLOSEST WAFFLE HOUSE TO AN FBS STADIUM IS IN THE 419

- According to research conducted by the *Sickos Committee*, Bowling Green's Doyt Perry Stadium is tied for the closest FBS stadium to a Waffle House — just 0.2 miles away — sharing the top spot with South Carolina's Williams-Brice Stadium.
- The proximity fuels a fun claim to fame, especially considering Waffle House's cult-like following among college football fans, road-trippers, and night owls alike.



THE BGSU ANNEX OF THE HEISMAN HOUSE

- Head Coach Eddie George won the 1995 Heisman Trophy while starring at Ohio State, rushing for 1,826 yards and 23 touchdowns during his award-winning season.
- Brian White, BGSU's Senior Analyst for Running Backs, was the offensive coordinator and position coach for Ron Dayne at Wisconsin when Dayne won the 1999 Heisman Trophy, finishing his career as the NCAA's all-time leading rusher. During his Heisman season, Dayne rushed for 1,834 yards and 19 touchdowns.

BGSU'S 1,000-YARD RECEIVING LIST

Name (Years)	Total Yards
1. Charles Sharon (2002-05)	3,450
2. Freddie Barnes (2006-09)	3,290
3. Scotty Miller (2015-18)	2,867
4. Robert Redd (1998-02)	2,726
5. Ronnie Moore (2013-16)	2,701
6. Stan Hunter (1982-85)	2,679
7. Roger Lewis (2014-15)	2,637
8. Ronald Heard (1986-89)	2,491
9. Mark Szlachcic (1989-92)	2,446
10. Harold Fannin Jr. (2022-24)	2,396
11. Cole Magner (2001-04)	2,385
12. Steve Sanders (2002-05)	2,324
13. Jeff Groth (1975-78)	2,268
14. Reggie Thornton (1986-89)	2,231
15. Ryan Burbrink (2011-15)	2,213
16. Kamar Jorden (2010-11)	2,198
17. Ronnie Redd (1991-94)	2,196
18. Kurt Gerling (1998-01)	2,191
19. Corey Partridge (2005-08)	1,990
20. Shaun Joplin (2010-13)	1,850
21. Shawn Potts (1979-82)	1,618
22. Ed Jones (1966-68)	1,615
23. David Bautista (2000-01)	1,576
24. Alex Bayer (2010-13)	1,543
25. Quintin Morris (2017-20)	1,529
26. Gehrig Dieter (2014-15)	1,493
27. James Hawkins (2001-04)	1,483
28. Rameir Martin (1991-94)	1,453
29. Mark Dowdell (1981-84)	1,422
30. Bob Zimpfer (1967-69)	1,412
31. Dan Shetler (1977-80)	1,349
32. Jim Ladd (1951-53)	1,341
33. Teo Redding (2013-17)	1,328
34. Odieu Hiliare (2022-23)	1,279
35. Damron Hamilton (1996-97)	1,242
36. Kyle Hockman (1987-89)	1,210
37. Chris Wright (2006-09)	1,201
38. Tyrone Broden (2019-22)	1,199
39. P.J. Pope (2002-05)	1,148
40. Greg Meehan (1983-85)	1,120
41. Jack Hecker (1953-55)	1,081
42. Joe Boxley (1984-85)	1,061
43. Ta'ron Keith (2020-23)	1,033



Most recently, TE Harold Fannin Jr. became the 43rd Falcon to record 1,000 career receiving yards after his day at then-No. 8 Penn State on Sept. 7, 2024. He made 11 catches for 137 yards and a touchdown.

BGSU'S 1,000-YARD RUSHING LIST

Name (Years)	Total Yards
1. Travis Greene (2011-15)	3,852
2. Dave Preston (1973-76)	3,423
3. Paul Miles (1971-73)	3,239
4. P.J. Pope (2002-05)	3,238
5. Fred Coppet (2013-16)	2,833
6. Fred Durig (1950-52)	2,564
7. Josh Harris (2000-03)	2,473
8. Terion Stewart (2020-24)	2,367
9. Bryant Jones (1980-82)	2,357
10. LeRoy Smith (1989-92)	2,313
11. Willie Geter (2007-10)	2,156
12. Joe Alls (1999-02)	2,137
13. Zeb Jackson (1990-93)	2,044
14. Courtney Davis (1993-96)	2,011
15. Bernard White (1984-85)	1,985
16. Dan Saleet (1974-77)	1,965
17. Andrew Clair (2017-20)	1,937
18. Anthon Samuel (2011-12)	1,842
19. Keylan Cates (1994-96)	1,827
20. Chris Bullock (2006-09)	1,756
21. Jack Woodland (1947-49)	1,752
22. Anthony Turner (2005-07)	1,569
23. Stew Williams (1964-66)	1,550
24. Vic DeOrio (1955-57)	1,545
25. Josh Cleveland (2016-17)	1,442
26. Phil Polak (1971-73)	1,435
27. Godfrey Lewis (1998-02)	1,431
28. Jaison Patterson (2021-24)	1,408
29. Bob Ramlow (1956-58)	1,384
30. Jay Cunningham (1962-64)	1,258
31. Dave Windatt (1977-80)	1,221
32. Don Lisbon (1960-62)	1,215
33. John Gibson 1998-01)	1,199
34. Mike Otten (1979-82)	1,182
35. B.J. Lane (2002-05)	1,799
36. Jeff Davis (1984-87)	1,177
37. Mike Wright (1976-79)	1,149
38. Rich Pont (1949-51)	1,073
39. Jack Giroux (1954-56)	1,046
40. Jerry Fields (1969-71)	1,027



On Aug. 29, 2024 against Fordham, Jaison Patterson became the 40th and most recent Falcon to reach 1,000-career rushing yards.

» TEAM NOTES

PUDDGETHE CAT GOES VIRAL

- Pudge is the Locker Room Addition – Exotic shorthair Persian cat owned by senior long snapper **George Carlson**.
- Team Favorite – Introduced to the locker room this fall and quickly embraced as the Falcons' unofficial mascot.
- Viral Star – Featured in a TikTok video by WR **Finn Hogan** that surpassed 900,000 views and 200K+ likes.
- National Attention – Covered by *Good Morning America*, *ESPN*, *AP*, *Fox News*, *New York Post*, *CNN* and more.
- Coach's Reaction – Head Coach **Eddie George**, who is allergic to cats, quipped: "Pudge is cute ... he's part of the family. He stays out of my way, I stay out of his way."
- Gameday Ready – Pudge has his own jersey and social media page.
- NIL & Merch – T-shirts featuring Pudge available through NIL partnerships.
- Fan Favorite – Quickly becoming one of the most recognizable figures connected with BGSU Football in 2025.



NEW OPPONENTS IN 2025

- BGSU plays four foes from last year's schedule: Akron, Central Michigan, Kent State, and Toledo.
- This is the Falcons' fewest carryover opponents from one season to the next since only four rematches occurred from 1947 to 1948 (Central Michigan, Findlay, Kent State, and Ohio).
- Additionally, four opponents on the 2025 schedule have not faced BGSU in at least 10 years, if ever: Lafayette (first meeting), Cincinnati (last meeting 1994), Louisville (first meeting), and UMass (last meeting 2015).

GO AHEAD AND CALL US A "DOG"

- Since 2021, no college football team has won as many games as double-digit underdogs as Bowling Green, with five victories.
- BGSU beat Minnesota (31) and Buffalo (14.5) in 2021, Marshall (17) and Toledo (14.5) in 2022, and Georgia Tech (21.5) in 2023.
- All but the 2022 Marshall game were on the road.

BGSU HAD NINE MAKE FIRST COLLEGIATE STARTS VS. LAFAYETTE


- BGSU had nine players make their first collegiate start against Lafayette in the season opener. That is tied for No. 3 in the nation for most first-time starters.
- For BGSU on offense, first time starters are: WR **RJ Garcia II**, RB **Chris McMillian**, TE **Jacob Harris**. On defense, first time starters are: CB **Kal-El Pascal**, CB **Key'on Washington**, LB **Dorian Pringle**, DE **Bam Booker**, DT **Evan Branch-Haynes**, DE **David Afogho**.
- Additionally - BGSU had 18 Falcons make their collegiate debut in the season opener

	School	First Time Starters
1.	Fresno State	10
	Navy	10
3.	Bowling Green	9
	Oregon	9
5.	Old Dominion	8

» OFFENSIVE NOTES

MANNING PASSING ACADEMY RECORD

- Bowling Green quarterback **Drew Pyne** attended his fifth Manning Passing Academy this summer, which is a MPA record. He also attended the MPA while with Notre Dame, Arizona State and Missouri.
- The Manning Passing Academy is a four-day football camp held annually at Nicholls State University in Thibodaux, La., and is run by the Manning family. The camp focuses on developing skills for quarterbacks, running backs, wide receivers, and tight ends.



NEW OFFENSIVE SCHEME

- BGSU's offense has new faces in the Sebo Center, including co-offensive coordinator, passing game coordinator, and quarterbacks coach **Travis Partridge**, who joins the Falcons after spending the 2024 season with Coach George at Tennessee State.
- While at TSU in 2024, Partridge directed an offense led by quarterback Draylen Ellis, who finished the year No. 11 nationally in FCS passing yards with 3,029. Ellis also threw 24 touchdowns, ranking No. 14 nationally.
- Offensive line coach **Greg Nosal** returns for his sixth season at BGSU and third as co-offensive coordinator.

PYNE MAKING THE START

- QB **Drew Pyne** started against Lafayette. With this start, he became the only active quarterback to make starts for four different teams over the past four seasons.
- Pyne started 10 games in 2022 for Notre Dame, one game in 2023 for Arizona State, and one game in 2024 for Missouri. He missed most of the 2023 season due to injury after appearing in just two games.
- Pyne joined BGSU this summer and has two years of eligibility entering 2025, including a hardship season after missing most of 2023.
- Pyne is also poised to make a start at QB for the fourth consecutive season. He is tied for fourth nationally among quarterbacks with the most consecutive seasons with at least one start:

Name, School	Consecutive Seasons With 1+ Starts
1. Jalon Daniels, Kansas	6 ('25-'24-'23-'22-'21-'20)*
2. Nicholas Vattiato, Middle Tennessee	5 ('25-'24-'23-'22-'21)*
Blakae Shapen, Mississippi State	5 ('25-'24-'23-'22-'21)
4. Drew Pyne, Bowling Green	4 ('25-'24-'23-'22)
12 others	*-all starts came at same school

LAST MINUTE GAME-WINNING SCORES IN BGSU HISTORY

Below is the list of BGSU's all-time last minute game-winning scores. All scores happened with 60 seconds or less in the fourth quarter and was the game's last score.

DATE	SCORE	TIME	OPP.	FINAL
Nov. 15, 2022	Ta'ron Keith 42-yard pass from Matt McDonald	:09	at Toledo	42-35
Sept. 26, 2015	Travis Greene 12-yard TD run	:09	at Purdue	35-28
Sept. 13, 2014	Roger Lewis 2-yard pass from James Knapke	:09	Indiana	45-42
Oct. 30, 2010	Jordan Hopgood 1-yard TD run	:21	at Central Michigan	17-14
Oct. 10, 2010	Tyler Sheehan 9-yard TD run	:05	at Kent State	36-35
Nov. 3, 2009	Freddie Barnes 18-yd pass from Tyler Sheehan	:39	at Buffalo	30-29
Nov. 17, 2001	Robert Redd 5-yard pass from Josh Harris	:36	at Northwestern	43-42
Sept. 20, 2001	Jason Strasser 23-yard field goal	:32	at Akron	31-28
Dec. 18, 1992	Dave Hankins 3-yard pass from Erik White	:22	vs. Nevada	35-34
Oct. 14, 1989	Ron Heard 11-yard pass from Rich Dackin	:20	Toledo	27-23
Sept. 14, 1985	Greg Meehan 11-yard pass from Brian McClure	:23	at Kentucky	30-26*
Oct. 29, 1983	Stan Hunter 8-yard pass from Brian McClure	:00	Central Michigan	15-14
Oct. 16, 1982	Gehad Youssef 19-yard field goal	:29	NIU	20-18
Oct. 4, 1980	John Spangler 37-yard field goal	:21	at Western Michigan	17-14
Oct. 9, 1976	Willie Matthews 6-yard pass from Mark Miller	:28	at Toledo	29-28
Nov. 8, 1975	Don Taylor 35-yard field goal	:09	at Ohio	19-17
Nov. 4, 1967	Jim Perry 23-yard field goal	:55	at Marshall	9-7
Sept. 29, 1962	Don Lisbon 4-yard TD run	:06	at Dayton	14-7
Oct. 8, 1960	Roger Klicman 1-yard TD run	:42	at Western Michigan	14-13
Oct. 14, 1944	Al Taves 25-yard pass from Al DiMarco	:03	at Case	20-18
Nov. 1, 1941	Wayne Border 13-yard pass from Eddie Wellner	:05	at Kent State	12-6
Nov. 14, 1931	Jack Throat blocked punt, 0-yard TD recovery by Harry Traub for a TD	:55	Central Michigan	6-0

* BGSU defense forced a safety with 15 seconds left for game's final points

FBS SINGLE-SEASON RECORDS

Receiving Yards By a Tight End	Yards
1. Harold Fannin Jr., Bowling Green, 2024	1555
2. Jace Amaro, Texas Tech, 2013	1352
3. James Casey, Rice, 2008	1329
4. Tim Delaney, San Diego State, 1969	1259
5. Garrett Mills, Tulsa, 2005	1235
6. Tyler Warren, Penn State, 2024	1233
7. Chris Smith, BYU, 1990	1156
8. Trey McBride, Colorado State, 2021	1121
9. Mike Moore, Grambling State, 1977	1112
10. Dennis Smith, Utah, 1989	1091
11. Chris Smith, BYU, 1989	1090
12. Dennis Pitta, BYU, 2008	1083
13. David Mills, BYU, 1984	1023
14. James Whalen, Kentucky, 1999	1019
15. Trey Haverty, Texas Tech, 2004	1019
16. Clay Brown, BYU, 1980	1009
17. Harrison Bryant, FAU, 2019	1004

Receptions By a Tight End	Rec.
1. Harold Fannin Jr., Bowling Green, 2024	117
2. James Casey, Rice, 2008	111
3. Jace Amaro, Texas Tech, 2013	106
4. Tyler Warren, Penn State, 2024	104
5. James Whalen, Kentucky, 1999	90
Chase Coffman, Missouri, 2008	90
Michael Egniew, Missouri, 2010	90
Trey McBride, Colorado State, 2021	90
9. Garret Mills, Tulsa, 2005	87
10. Mark Hafner, Houston, 2008	86
11. Tim Delaney, San Diego State, 1969	85
12. Martin Rucker, Missouri, 2007	84
13. Dennis Pitta, BYU, 2008	83
14. Mickey Peters, Texas Tech, 2003	78
15. Trey Haverty, Texas Tech, 2004	77
16. Jaylen Samuels, NC State, 2017	76
17. Travis Beckum, Utah, 1989	75
18. Dennis Smith, Utah, 1989	73
Zack Kuntz, Old Dominion, 2021	73
20. Michael Mayer, Notre Dame, 2021	71
21. Mark Dowdell, Bowling Green, 1983	70
Jamie Asher, Louisville, 1994	70
Heath Miller, Virginia, 2003	70
Adam Breneman, UMass, 2016	70
Dalton Kincaid, Utah, 2022	70
26. Keli McGregor, Colorado State, 1983	69
Mike Jones, Wyoming, 1993	69
Marco Battaglia, Rutgers, 1995	69
Zach Ertz, Stanford, 2012	69
Austin Seferian-Jenkins, Washington, 2012	69



In 2024, Harold Fannin Jr. set the FBS single-season records for receptions (117) and receiving yards (1,555) by a tight end. His 17 receptions in the 68 Ventures Bowl tied the FBS single-game record for a tight end (also a TE Bowl/CFP record), while his 213 receiving yards set a Bowl/CFP record for the position. Fannin was named the consensus All-American at the tight end position, becoming the first consensus All-American in BGSU Football history.

BGSU SINGLE-GAME RECORDS

Receiving Yards By a Tight End (100+)

213 Harold Fannin Jr. vs. Arkansas State, 2024
193 Harold Fannin Jr. vs. Old Dominion, 2024
175 Mark Dowdell vs. Central Mich., 1983
171 Harold Fannin Jr. vs. Kent State, 2024
145 Harold Fannin Jr. at Texas A&M, 2024
137 Harold Fannin Jr. at Penn State, 2024
137 Harold Fannin Jr. vs. Western Mich., 2024
135 Harold Fannin Jr. at Akron, 2024
124 Alex Bayer vs. NIU, 2013
109 Harold Fannin Jr. vs. Eastern Illinois, 2023
103 Christian Sims at Buffalo, 2021

Receptions By a Tight End (8+)

17* Harold Fannin Jr. vs. Arkansas State, 2024
13 Mark Dowdell vs. Central Mich., 1983
12 Harold Fannin Jr. vs. Old Dominion, 2024
11 Harold Fannin Jr. at Penn State, 2024
10 Quintin Morris at Notre Dame, 2019
10 Harold Fannin Jr. vs. Kent State, 2024
10 Harold Fannin Jr. vs. Western Mich., 2024
9 Harold Fannin Jr. at Akron, 2024
8 Mark Dowdell vs. Toledo, 1983
8 Mark Dowdell vs. Ball State, 1983
8 Mark Dowdell vs. Kent State, 1983
8 Kyle Hockman at Penn State, 1987
8 Quintin Morris at Western Michigan, 2019
8 Christian Sims vs. South Alabama, 2021
8 Harold Fannin Jr. at Western Michigan, 2023
8 Harold Fannin Jr. at Texas A&M, 2024

*ties an FBS record

Rushing Attempts

46 Bryant Jones vs. Kent State, 1981
43 Keylan Cates vs. Ohio, 1995
41 Dave Preston vs. San Diego State, 1974
38 Andre Givens vs. Kent State, 2014
38 Dave Preston vs. Toledo, 1974
37 Paul Miles vs. Toledo, 1983
37 Darryl Story vs. Ball State, 1983
37 Bryant Jones vs. Cent. Michigan, 1982
37 Dave Preston vs. So. Mississippi, 1974

Net Yards Rushing

225 Darryl Story vs. Ball State, 1983
220 Steve Holmes vs. Kent State, 1998
217 Paul Miles vs. Marshall, 1972
212 Bryant Jones vs. Kent State, 1981
206 Fred Durg vs. Bradley, 1951
205 Chip Otten vs. Eastern Michigan, 1982
205 P.J. Pope vs. Western Michigan, 2004
203 Willie Geter vs. Kent State, 2007

Rushing Touchdowns

5 Dave Preston vs. Dayton, 1974
4 Bernard White vs. Eastern Michigan, 1985
4 Bernard White vs. Richmond, 1984
4 Paul Miles vs. Marshall, 1972
4 Julius Livas vs. Kent State, 1970
4 Fred Matthews vs. Marshall, 1968
4 Chuck Radich vs. Temple, 1966

Passing Attempts

73 James Knapke vs. Indiana, 2014
63 Tyler Sheehan at Kent State, 2009
62 Tyler Sheehan at Marshall, 2009
60 Omar Jacobs vs. Toledo, 2004
59 Matt Johnson at Purdue, 2015
59 Brian McClure vs. Toledo, 1983
56 Rich Dackin vs. Eastern Michigan, 1987
55 Matt Johnson at Maryland, 2015
55 Matt Schilz vs. Wyoming, 2011
55 Tyler Sheehan vs. Central Michigan, 2009

Pass Completions

46 James Knapke vs. Indiana, 2014
44 Tyler Sheehan at Kent State, 2009
43 Matt Johnson at Purdue, 2015
43 Tyler Sheehan at Marshall, 2009
38 Josh Harris vs. Northwestern, 2003
37 Tyler Sheehan vs. Idaho, 2009
37 Brian McClure vs. Eastern Michigan, 1983
36 Matt Johnson at Maryland, 2015
36 Omar Jacobs vs. Toledo, 2004
35 Brian McClure vs. Toledo, 1983
35 Tyler Sheehan vs. Central Michigan, 2009

Touchdown Passes

6 Matt Johnson at Maryland, 2015
6 Ryan Henry vs. Ball State, 1994
5 James Morgan at Toledo, 2016
5 Matt Johnson at Kent State, 2015
5 Matt Johnson vs. Akron, 2015
5 Matt Johnson vs. UMass, 2015
5 Matt Johnson vs. NIU, 2013
5 Matt Schilz vs. Morgan State, 2011
5 Omar Jacobs vs. Wisconsin, 2005
5 Omar Jacobs vs. Memphis, 2004
5 Omar Jacobs vs. Marshall, 2004

» OFFENSIVE NOTES

NATION'S LONGEST ACTIVE RECEPTION STREAK

- BGSU's Jyrin Johnson is No. 2 in the nation for the longest active receptions streak in the nation at 34 games.
- The top 3 list is as follows:

Player, Pos., School	Streak
1. Elijah Sarratt, WR, Indiana	39
2. Jyrin Johnson, TE, Bowling Green	34
3. Kole Wilson, WR, Baylor	31

FEWEST AMOUNT OF TOTAL OFFENSE RETURNING

- BGSU returns just 192 yards of total offense from 2024, which ranks as the third-fewest returning in the nation.
- The list is as follows:

Team	Total Offense Returning in 2025
1. New Mexico	-11
2. San Diego State	82
3. Bowling Green	192

ARE 21 POINTS THE MAGIC NUMBER?

- Bowling Green has an all-time .752 winning percentage (307–100–4) when scoring 21 points or more.
- Since 2000, that winning percentage is .679 (138–65); since 2010, it stands at .777 (73–21).
- During BGSU's current three-season bowl streak, the Falcons have won 70 percent (21–9) of games scoring 21+ points.
- BGSU's all-time record jumps to 232–36 (.866) when scoring 28 or more points.

MAKING THE RECEIVING GRADE

- Bowling Green finished 2024 ranked No. 16 nationally in receiving grade by Pro Football Focus with a 78.7 mark.

TOTAL OFFENSE

- BGSU gained 375+ yards in 9 of its last 14 games.
- Since 2022, the Falcons have reached 350+ yards in 21 of 37 games, going 15–6 in those contests.

RETURNING FROM SEASON-ENDING INJURIES

- The Falcons are welcoming back a few key offensive players who sustained season-ending injuries in 2024.
- **WR RJ Garcia II** missed all of 2024 with a lower extremity injury. He is in his second season at BGSU after transferring from Kansas State, where he appeared in 29 career games (2021–23) with 22 receptions for 260 yards and two touchdowns. Garcia started the season opener against Lafayette and led BG with two receptions for 32 yards.
- **RB PaSean Wimberly** looks to return after a lower extremity injury during 2024 spring football. Wimberly played in 32 career games (2019–24) and was named the 2022 National Special Teams Player of the Year after leading the nation with three blocked punts. Wimberly is currently out with an injury sustained in the middle of camp.

NOTING THE OFFENSIVE LINE

- BGSU's offensive line returns the most starts of any returning unit. **Tunde Fatukasi**, **Nate Pabst**, and **Alex Padgett** each started all 13 games in 2024, while **Jake Burns** started the last seven. The line returns 46 of 65 total starts from 2024.
- The starting depth chart on the offensive line averages 6-5, 318 pounds. This includes Fatukas, Pabst, Padgett, Burns and South Florida transfer, **Andrew Kilfoyl**.
- Padgett leads with 29 career starts, followed by Pabst (26), Fatukasi (24), Cade Zimmerly (13), and Burns (12). These five also have the most career starts among all returning offensive players.
- The OL has a combined 163 games played in Bowling Green uniforms, led by Padgett (39), Fatukasi (31), Zimmerly (28), Burns (27), and Pabst (26). Pabst transitioned from defensive line to offensive guard in 2023.

» OFFENSIVE NOTES

FEWEST AMOUNT OF NON-KICKING POINTS RETURNING

- BGSU returns just 12 non-kicking points from 2024, third-fewest nationally. All 12 points came on rushing touchdowns by QB **Lucian Anderson III**.
- The top 5 list is as follows:

Team	Total Offense Returning in 2025
1. New Mexico	2
2. Utah	4
3. Bowling Green	12
4. San Diego State	36
5. Ball State	48

FATUKASI CAN PLAY ALL FIVE POSITIONS ON THE LINE

- BGSU's **Tunde Fatukasi** enters his fourth season at BGSU after spending two seasons at Rutgers without playing in any games.
- In 2024 Fatukasi started all 13 of BGSU's games. He started the first seven at right guard and the last six at left tackle. He also owns collegiate starts at right tackle and left guard. He took reps at center during spring practice and could play there if called upon.
- In 2024 he took part in 706 snaps with 390 coming at left tackle and 315 coming at right guard
- Allowed just one sack over his 408 snaps in pass block, which includes being part of an offensive line that held Penn State without a sack - which snapped a streak of 28 games with at least one sack by the Nittany Lions. The lone sack came in his first game at left tackle (Toledo) after injuries and the transfer portal forced position shifts on the offensive line.
- Fatukasi is of Nigerian descent. His oldest brother, Folorunso played football at UConn and currently plays defensive tackle for the Houston Texans. His other older brother, Olakunle, played linebacker at Rutgers with Tunde. Olakunle spent the past three seasons in the NFL. He recently spent this spring playing for the St. Louis Battlehawks in the UFL.
- The Fatukasi family were one of many left homeless due to Hurricane Sandy in 2012. The damage to their home forced them to live in a one-room motel for four months, then accepting a friend's offer to live in her two-bedroom apartment for two-plus years until their house was sufficiently repaired to live there again.

» DEFENSIVE NOTES

TOTAL DEFENSE

- BGSU held 19 of the last 40 opponents to 350 total yards or fewer, producing a 14-5 record when doing so.
- Since 2022, 12 opponents were held under 300 yards, with a 10-2 record.

FORCING TURNOVERS

- BGSU forced at least one turnover in 33 of the last 40 games (2022-25), failing in the opener against Lafayette this year, four games in 2024 and two in 2022.
- BGSU's five takeaways at Buffalo in 2023 were the most in a game since 2022. The Falcons led the nation with 28 takeaways in 2023.
- BGSU's 29 interceptions over 2023-24 are the most in the MAC and tied for No. 13 nationally.

TOPTURNOVER MARGIN IN THE MAC SINCE 2023

- Since the start of the 2023 season BGSU ranks No. 1 in the MAC in turnover margin at +12.
- BGSU is No. 21 in FBS since the start of the 2023 season in turnover margin.
- Below is BGSU's place in turnover margin among MAC teams since the start of the 2023 season:

Team	Turnover Margin
1. Bowling Green	+12
2. Western Michigan	+11
3. Buffalo	+9
4. Ohio	+8
5. Miami (OH)	+3

BGSU SINGLE-GAME RECORDS

Yards Passing (Min. 400 yards)

505	Tyler Sheehan at Kent State, 2009
491	Matt Johnson at Maryland, 2015
479	Brian McClure vs. Ohio, 1985
458	Omar Jacobs vs. Wisconsin, 2005
450	Matt Johnson vs. UMass, 2015
443	Matt Johnson vs. Memphis, 2015
443	James Knapke at UMass, 2014
438	Josh Harris vs. Northern Illinois, 2003
437	Matt Schilz vs. Wyoming, 2011
430	Matt Johnson, at Kent State, 2015
427	Brian McClure vs. Eastern Michigan, 1983
424	Matt Johnson at Tennessee, 2015
415	Omar Jacobs vs. Toledo, 2004
407	Brian McClure vs. Central Michigan, 1983
402	Matt Johnson at Purdue, 2015
402	Josh Harris vs. Northwestern, 2001

Passing Percentage (Min. 10 att.)

.929	Ryan Henry vs. Akron, 1994 (13-14)
.917	...	Jim Bryan vs. Baldwin-Wallace, 1955 (11-12)
.900	James Morgan at Ohio State, 2016 (9-10)
.900	Brian McClure vs. C. Michigan, 1982 (9-10)
.900	Bill Lyons vs. Baldwin-Wallace, 1952 (9-10)
.895	Matt McDonald at CMU, 2022 (17-19)
.852	Connor Bazalak vs. Kent State, 2024 (23-27)
.846	Steve Swan vs. Long Beach State, 1982 (11-13)
.846	Matt Johnson vs. UMass, 2015 (33-39)

Receptions

22	Freddie Barnes at Kent State, 2009
17	Harold Fannin Jr. vs. Arkansas State, 2024
17	Freddie Barnes vs. Idaho, 2009
17	Freddie Barnes vs. Marshall, 2009
16	Roger Lewis vs. Indiana, 2014
15	Roger Lewis at Maryland, 2015
15	Freddie Barnes vs. Troy, 2009
14	Freddie Barnes vs. Central Michigan, 2009
14	Kamar Jorden at Tulsa, 2010
14	Corey Partridge vs. Toledo, 2007
14	Robert Redd vs. Northern Illinois, 2002

Reception Yards (Min. 200 yards)

278	Freddie Barnes at Kent State, 2009
261	Roger Lewis vs. Memphis, 2015
246	Odieu Hiliare at Toledo, 2022
219	Freddie Barnes vs. Idaho, 2009
215	Robert Redd vs. Marshall, 2001
213	Harold Fannin Jr. vs. Arkansas State, 2024
213	Chris Gallon vs. Kent State, 2012
209	Robert Redd vs. Missouri, 2002
206	Scott Miller vs. Western Michigan, 2018
203	Kamar Jorden vs. Kent State, 2011
201	Roger Lewis at Buffalo, 2015
200	Roger Lewis at Maryland, 2015

Touchdown Receptions

4	Jeff Groth vs. Grand Valley, 1978
4	Eugene Cooper vs. Morgan State, 2011
3 15 Times
.....	(Most recently by Scott Miller at Toledo, 2016)

Touchdowns Scored

5	Dave Preston vs. Dayton, 1974
4	Bernard White vs. Eastern Michigan, 1985
4	Bernard White vs. Richmond, 1984
4	Jeff Groth vs. Grand Valley, 1978
4	Eugene Cooper vs. Morgan State, 2011
4	Paul Miles vs. Marshall, 1972
4	Julius Livas vs. Kent State, 1970
4	Fred Matthews vs. Marshall, 1968
4	Chuck Radich vs. Temple, 1966

TDs Rushing, Throwing and Receiving

6	Matt McDonald vs. Eastern Kentucky, 2022
.....	(5 passing, 1 rushing)
6	Matt Johnson at Maryland, 2015
.....	(6 passing)
6	Matt Johnson at Kent State, 2015
.....	(5 passing, 1 rushing)
6	Josh Harris vs. Northwestern, 2001
.....	(4 passing, 1 rushing, 1 receiving)
6	Ryan Henry vs. Ball State, 1994
.....	(6 passing)

Points Scored

30	Dave Preston vs. Dayton, 1974
24	Bernard White vs. Eastern Michigan, 1985
24	Bernard White vs. Richmond, 1984
24	Jeff Groth vs. Grand Valley, 1978
24	Paul Miles vs. Marshall, 1972
24	Julius Livas vs. Kent State, 1970
24	Fred Matthews vs. Marshall, 1968
24	Chuck Radich vs. Temple, 1966

» DEFENSIVE NOTES

NO FLY ZONE IN BG

- Since 2023, BGSU ranks No. 5 nationally in fewest passing yards allowed per game (182.62).
- Bowling Green was No. 12 in the nation in 2023, allowing only 179.8 passing yards per game. In 2024 the Falcons were No. 24 in the nation at 185.4 passing yards allowed per game. Entering week No. 2 in 2025, BGSU is No. 28 nationally.
- The top 5 list is as follows:

Team	Passing Yards Per Game
1. Ohio State	157.97
2. Notre Dame	163.96
3. NIU	171.19
4. Louisiana Tech	177.54
5. Bowling Green	180.22

- Since the start of 2023, BGSU is No. 5 in FBS in fewest first downs allowed by the pass.
- The top 5 list is as follows:

Team	First Downs Allowed By Passing Per Game
1. Ohio State	7.3
Louisiana Tech	7.3
3. Notre Dame	7.5
4. NIU	7.7
5. Bowling Green	8.0

SACKING THE QUARTERBACK

- Since the start of the 2022 season BGSU ranks No. 19 in the nation with 107 team sacks.
- BGSU has played 40 games since the start of the 2022 season and has recorded at least one sack in 35 of those 40 games.
- The most sacks BGSU had in a game since the start of the 2022 season was six, which they reached three times in 2022 (Akron, CMU, EKU). BGSU finished No. 13 in the nation with 38 sacks in 2022, which tied for the most team sacks in program history.
- Fifteen times in those 40 games the Falcons recorded at least four sacks.
- Three of BGSU's top 5 seasons in team sacks have all happened since 2022. In 2023 and 2024, BGSU notched 33 sacks each, which is tied for No. 4 in the BGSU annals.
- Below is BGSU's place in team sacks among FBS teams since the start of the 2022 season:

Team	Team Sacks
18. Miami	108
Ohio	108
19. Bowling Green	107
20. Tennessee	106
Toledo	106

MAKING THE COVERAGE GRADE

- Bowling Green finished 2024 ranked No. 18 in the nation in coverage grade by Pro Football Focus with an 89.2 mark.

BGSU SINGLE-GAME RECORDS

Points Scored By Kicking

19	Carl Bachman vs. Findlay, 1921
16	Brian Leaver vs. Kent State, 1994
16	Tyler Tate vs. Eastern Michigan, 2013
15	Jason Zeller vs. Kent State, 1989
15	Tyler Tate vs. Indiana, 2014

Extra Points Made

19	Carl Bachman vs. Findlay, 1921
10	Nate Fry vs. Temple, 2005
10	Shaun Suisham at Temple, 2004
9	Shaun Suisham vs. Eastern Kentucky, 2003

Field Goals Made

5	Brian Leaver vs. Kent State, 1994
4	Don Taylor vs. Toledo, 1974
4	Tyler Tate vs. Indiana, 2014
4	Jake Suder vs. South Dakota, 2017
4	Nate Needham at Kent State, 2021
4	Nate Needham vs. Ohio, 2021
4	Jackson Kleather vs. Lafayette, 2025
3 27 times
....	(Most recently by Zach Long at Ball State, 2024)	

Punting Average

60.5	Joseph Davidson vs. Ball State, 2014
59.7	Joseph Davidson at Ohio, 2016
58.7	Brian Schmiedebusch vs. Wyoming, 2011
57.5	Greg Kampe vs. S. Mississippi, 1975
55.8	Brian Schmiedebusch vs. Idaho, 2011
54.6	Brian Schmiedebusch vs. Pittsburgh, 2013
53.4	Cris Shale vs. Ball State, 1990
53.3	Bill Bradshaw vs. Ohio, 1953
53.0	Jim Phelps vs. Toledo, 1982
52.2	Andy Pollock vs. Ohio, 1996
52.2	John Henderson at Central Michigan, 2024

Punt Return Yards

152	Bob Zimpfer vs. Quan. Mar., 1967
125	Joe Souliere vs. Marshall, 1965
118	Bob Harris vs. Central Michigan, 1950
111	Courtney Davis vs. Kent State, 1996
103	Joe Souliere vs. Western Michigan, 1965

Pass Interceptions

3	Janssen Patton vs. Kent State, 2000
3	Janssen Patton vs. Western Michigan, 2003
3	Janssen Patton vs. Northern Illinois, 2003
3	Carlos Brooks vs. Kent State, 1992
3	Martin Bayless vs. Ball State, 1983
3	Shawn Simms vs. Toledo, 1981
3	Jac Tomasello vs. Kent State, 1981
3	Arch Tunnell vs. Cal Poly SLO, 1960
3	Jack Harbaugh vs. Delaware, 1959

Pass Interception Yards

127	Julius Livas vs. Miami (OH), 1971
90	Rodney Lash vs. Toledo, 1948
85	Dernard Turner vs. Ohio, 2015
83	Melvin Marshall vs. Ball State, 1985
82	BooBoo Gates vs. Ohio, 2013
80	Melvin Marshall vs. BYU, 1983
79	P.J. Mahone vs. WKU, 2007
66	Pete Schmidt vs. Findlay, 1948

Kickoff Return Yards

223	BooBoo Gates vs. West Virginia, 2011
186	BooBoo Gates vs. Northern Illinois, 2011
181	Joe Alls vs. Toledo, 2001
177	Reggie Thornton vs. TCU, 1988
172	Roger Williams vs. Miami (OH), 2007
168	Roger Williams vs. BC, 2007
158	Steve Kuehl vs. Toledo, 1976
154	Joe Souliere vs. Temple, 1966
153	Cameron Pettaway vs. Lafayette, 2025
152	BooBoo Gates vs. Toledo, 2011
144	Leon Weathersby vs. Ohio State, 1997

» SPECIAL TEAMS NOTES

BGSU BLOCKING PUNTS

- BGSU is tied for No. 1 in the nation in blocked punts since the start of the 2021 season with 12. Rutgers and South Carolina are on the Falcons' heels with 11 each.
- Since **Alex Bayer** was hired as the special teams coordinator in 2022, Bowling Green is has really been a force in punt defense.
- In punt blocks, BGSU finished 2024 No. 5 in the nation (2), in 2023 No. 4 in the nation (2) and 2022 No. 2 in the nation (5). BGSU started the streak in 2021 at No. 7 in the nation (3).
- RB **PaSean Wimberly** finished 2022 tied for No. 1 in the nation in blocked punts with three. Wimberly, who was awarded a scholarship a week before the 2022 season, was named the 2022 National Special Teams Player of the Year.
- Wimberly suffered a season-ending injury during spring football in 2024 and is returning in 2025 for his final year of college football
- Below are college football leaders in blocked punts since the start of the 2022 season:

TEAM	BLOCKED PUNTS					TOTAL
	'21	'22	'23	'24	'25	
1. Bowling Green	3	5	2	2	0	12
Rutgers	1	5	3	2	1	12
3. South Carolina	3	5	2	1	0	11
4. Notre Dame	0	7	0	3	0	10

MAKING THE SPECIAL TEAMS GRADE

- After Week No. 1 - BGSU is Pro Football Focus' No. 2 graded special teams unit with a grade of 82.7. Only Memphis is higher.
- Bowling Green finished 2024 ranked No. 17 in the nation in overall special teams grade by Pro Football Focus with an 82.5.

LAST TIME: SPECIAL TEAMS

LAST BGSU KICKOFF RETURN FOR A TOUCHDOWN

Cameron Pettaway vs. Lafayette, Aug. 28, 2025 (98 yards)

LAST BGSU PUNT RETURN FOR A TOUCHDOWN

Ryan Burbrink vs. VMI, Sept. 6, 2014 (75 yards)

LAST TIME BGSU BLOCKED A PUNT

Rahkeem Smith at Ball State, Nov. 23, 2024

LAST TIME BGSU BLOCKED A PUNT FOR A TD

Avi McGary at Buffalo, Oct. 14, 2023 (PaSean Wimberly TD for 18 yards)

LAST TIME BGSU BLOCKED A FIELD GOAL

Ali Saad vs. NIU, Oct. 12, 2024

LAST TIME BGSU BLOCKED A FIELD GOAL FOR A TD

Dontrez Brown at Liberty, Sept. 2, 2023 (Trent Simms TD for 76 yards)

LAST TIME BGSU BLOCKED A PAT

Demetrius Hardamon at Miami (OH), Nov. 16, 2021

GAME-WINNING FIELD GOALS IN BGSU HISTORY

Below is the list of BGSU's all-time fourth quarter game-winning field goals that were the game's last score and gave the Falcons the lead for good.

NAME	DATE	OPP.	DISTANCE	TIME	FINAL
Alan Anaya	Nov. 1, 2023	Ball State	39	3:14	24-21
Jason Strasser	Sept. 20, 1997	at Akron	23	:32	31-28
Jason Zeller	Nov. 21, 1987	Central Michigan	44	1:05	18-17
Jason Zeller	Nov. 8, 1986	Ball State	21	4:28	20-17
Gehad Youssef	Oct. 16, 1982	NIU	19	:29	20-18
John Spangler	Oct. 4, 1980	Western Michigan	37	:21	17-14
Don Taylor	Sept. 13, 1975	at BYU	39	1:30	23-21
Don Taylor	Nov. 8, 1975	at Ohio	35	:09	19-17
Don Taylor	Oct. 27, 1973	at Marshall	21	11:19	24-21
Don Taylor	Sept. 16, 1972	at Purdue	29	14:07	17-14
Stu Shestina	Oct. 31, 1970	Marshall	38	1:04	26-24
Jim Perry	Nov. 4, 1967	at Marshall	23	0:55	9-7

PETTAWAY ON THE GETAWAY

- RB **Cameron Pettaway** opened the 2025 season in fashion, returning the opening kick of the game against Lafayette 98 yards for a touchdown.
- It marked the second season in a row that a Falcon took the season's opening kick back for a touchdown. In 2024 Justin Pegues set a program record with a 100-yard kick return for a TD in the season-opening kick against Fordham.
- Researched in collaboration with the nation's FBS Sports Information Directors, this marks the first time in FBS history that this has happened.
- Oklahoma State's Barry Sanders accomplished a similar feat. He opened the 1987 season for the Cowboys with a KR for a TD on the season's-opening kick, however in 1988 his KR for a touchown to open the season came after Miami (OH) scored a FG on its game-opening drive.

PUNTING GAME IS STRONG

- P **John Henderson** had a solid start to his BGSU career in 2024 by being named a semifinalist for the Ray Guy Award.
- Henderson is one of 15 players on the preseason Ray Guy Award Watch List for 2025. He is the only MAC punter on the list.
- Henderson also earned second-team All-MAC honors in 2024.
- He notched 50 punts for an average of 40.8 yards and had a long of 66 yards with 21 punts inside the 20 on the season. Only nine of his 50 punts were returned and in the regular season BGSU's punt defense allowed just 34 return yards. Eight of his punts went inside the 10-yard line. Also, 21 of his punts were fair caught.
- Hendersome came to BGSU in 2024 after appearing in 23 career games over three years at Antelope Valley College in Lancaster, Calif.
- Henderson earned first-team all-conference honors at AVC in 2022 when he averaged 41.7 yards per punt and 35 percent of his punts pinned opponents inside the 20-yard line.
- Henderson punted three times with a 46.3 net average in the 2025 opener against Lafayette. He dropped two punts inside the 20-yard line.



Alan Anaya's 31-yard field goal against Ball State on Nov. 1, 2013 with 3:14 was BGSU's first game-winning field goal since 1997 at Akron.



THE EDDIE GEORGE FILE

Hometown: Philadelphia, Pa.
High School: Fork Union Military Academy (Va.)
Alma Mater: Ohio State, 2001
Degree: B.S. (Landscape Architecture)
Master's: Northwestern, 2009 (MBA)
Year's in Coaching: Fifth (5th as HC)
Wife: Tamara "Taj" George
Children: Jaire and Eriq

COACHING HISTORY

2025-pr. Bowling Green Head Coach
 2021-24 Tennessee State Head Coach

YEAR-BY-YEAR

Year	School	Record	Conf.	Postseason
2025	Bowling Green	1-0	0-0	
2024	Tennessee State	9-4	6-2	FCS First Rd.
2023	Tennessee State	6-5	2-4	
2022	Tennessee State	4-7	2-4	
2021	Tennessee State	5-6	3-3	

Bowling Green Record (1st Season).....1-0 (1.000)
Career Record (5th Season).....25-22 (.532)

NFL PLAYING HISTORY

1996	Houston Oilers
1997-98	Tennessee Oilers
1999-03	Tennessee Titans
2004	Dallas Cowboys

NFL STATISTICS

- 10,441 Rushing Yards
- 68 Rushing Touchdowns
- 268 Receptions
- 2,227 Receiving Yards
- 10 Receiving Touchdowns
- 776 Playoff Rushing Yards (9 games)

Oilers/Titans:

128 games (8 years)
 128 starts (8 years)
 10,009 rushing yards
 64 rushing touchdowns

EDDIE GEORGE

MIKE & JAN WILCOX
 (HEAD FOOTBALL COACH)

First Season • @EddieGeorge2727

- 1995 Heisman Trophy Winner
- 2024 Big South-OVC Coach of the Year
- 2024 Eddie Robinson National Coach of the Year (Runner-Up)
- College Football Hall of Fame (2011)
- NFL Pro Football Hall of Fame Semifinalist (2022, 2024)

From the turf of Ohio Stadium to the Super Bowl stage, the bright lights of Broadway, and now the sidelines of Bowling Green, Eddie George's journey is one of unrelenting excellence, fearless transformation and enduring impact. Named the 21st head coach in Bowling Green State University football history on March 9, 2025, George brings a legacy forged through athletic greatness, intellectual discipline and artistic exploration.

George brings a clear and passionate vision to his leadership at Bowling Green, instilling a culture he calls **GUTS**—an acronym that defines the foundation of how he expects his team to play. Under his guidance, the Falcons are expected to compete with **Gumption**, showing fearlessness and initiative in every situation. They must play with **Understanding**, recognizing the importance of preparation, discipline, and football IQ. His teams will show relentless **Tenacity**, never backing down regardless of the challenge. And above all, George demands a willingness to **Sacrifice**—to put the team above self and embrace the hard work required for collective success. This GUTS-driven mindset is central to the identity and performance of George's Bowling Green program.

A titan of the gridiron, George first rose to national prominence at The Ohio State University, where he captured the 1995 Heisman Trophy behind a breathtaking season—1,927 rushing yards, 24 touchdowns, and over 2,300 all-purpose yards. That

same year, he earned the Doak Walker, Maxwell, and Walter Camp Awards, and was a unanimous All-American, forever etching his name in Buckeye lore. Inducted into the College Football Hall of Fame in 2011, George's name remains synonymous with brilliance and consistency.

Drafted in the first round of the 1996 NFL Draft, George became the embodiment of durability and production for the Houston Oilers/Tennessee Titans, never missing a start in eight seasons. A four-time Pro Bowler, NFL Rookie of the Year, and the engine behind the Titans' run to Super Bowl XXXIV, George amassed 10,441 rushing yards and 78 total touchdowns. Alongside Jim Brown, he stands as one of only two backs in NFL history to eclipse 10,000 rushing yards without missing a single start.

Yet, Eddie George's story is not merely one of athletic conquest—it is a masterclass in reinvention. Armed with a Bachelor's degree in landscape architecture from Ohio State and an MBA from Northwestern's Kellogg School of Management, George built a thriving post-football life. He is the founder of EDGE Group, a cutting-edge landscape architecture and design firm, and the managing partner of The Edward George Wealth Management Group, where he helps clients build lasting legacies. Through the Tamara and Edward George Legacy Fund, he champions youth empowerment, education, and community development.



In the realm of entertainment, George carved a unique niche on stage and screen. He brought charisma and command to the Broadway stage as Billy Flynn in *Chicago*, tackled dramatic material in *Topdog/Underdog*, and appeared in hit series like *NCIS: Los Angeles*, *BET's The Game*, and *NBC's American Dream Builders*. His natural presence extended to the classroom, where he has served as an adjunct professor at both Ohio State and Vanderbilt, teaching *The Business of Professional Sports*.

George's coaching journey began at Tennessee State University, where he inherited a struggling program and transformed it into a contender. After just two seasons, he led TSU to back-to-back winning campaigns in 2023 and 2024, including a share of the Big South-OVC Championship,

a No. 19 national ranking, and the school's first postseason appearance since 2013. His efforts earned him Big South-OVC Coach of the Year honors and a runner-up finish for the Eddie Robinson National Coach of the Year Award. He developed talent across the board, from 3,000-yard passers to All-Americans, proving his impact goes far beyond the huddle.

Now at the helm of Bowling Green, George arrives with a 24–22 career coaching record, but more importantly, with a vision rooted in discipline, development, and belief. He is only the fifth Heisman winner to become an FBS head coach, joining legends like Steve Spurrier and Pat Sullivan.

A proud member of Omega Psi Phi Fraternity, Inc., George is also deeply grounded in family. He is

"Bowling Green is a special place. We loved our time there, and to this day, I always check the game scores to see how the Falcons perform each weekend. The passion and tradition of BGSU football are unmatched, and I can't think of a better ambassador for the Orange and Brown than Eddie George as the next head football coach. His track record of success—both on and off the field—along with his strong work ethic, leadership, and ability to inspire others make him an ideal fit. His experience as a player, coach, and mentor will bring invaluable knowledge and energy to the program, helping to continue to elevate BGSU football." - **Urban Meyer**

HONORS

- Heisman Trophy (1995)
- College Football Hall of Fame (Class of 2011)
- Big South-OVC COY (2024)
- NFL Rookie of the Year (Sporting News, 1996)
- NFL Offensive ROY (AP, PFWA, 1996)
- First-team All-Pro (2000)
- Second-team All-Pro (1999)
- 4x Pro Bowl (1997–2000)
- PFWA All-Rookie Team (1996)
- Titans/Oilers Ring of Honor
- Tennessee Titans No. 27 retired
- Walter Camp Award (1995)
- Maxwell Award (1995)
- Doak Walker Award (1995)
- Unanimous All-American (1995)
- Big Ten Most Valuable Player (1995)
- Big Ten Offensive Player of the Year (1995)
- First-team All-Big Ten (1995)
- Ohio State Buckeyes No. 27 retired
- East-West Shrine Bowl Hall of Fame (2025)

ACTING CAREER

- Nashville (TV) – Miles
- Ballers (TV) – Guest appearance
- NCIS: Los Angeles (TV) – Byron Brown
- Magnum P.I. (TV) - Travis Leet
- Into the Woods (Short Film) – Lead role
- The Game Plan (Film, 2007) – Minor role
- Knucklehead (Film, 2010) – Luther
- Walk of Fame (Film, 2017) – Rookie
- Under the Stadium Lights (Film, 2021) - Ronnell Sims Sr.
- Chicago (Broadway) – Billy Flynn
- Othello (Stage) – Othello (Regional)
- The Whipping Man (Stage) – Simon
- Topdog/Underdog (Stage) – Booth
- Ultimate Beastmaster (Netflix)
- Voice/color commentator (Season 3)

BROADCAST CAREER

- FOX College Football - Analyst
- Tennessee Titans - Analyst (Preseason)
- Westwood One - Analyst
- Big Ten Network - Studio Analyst

COLLEGE STATISTICS

- 3,578 Rushing Yards
- 43 Rushing Touchdowns
- 60 Receptions
- 516 Receiving Yards
- 1 Receiving Touchdowns
- 776 Playoff Rushing Yards (9 games)

Heisman Season:

- 1,826 rushing yards
- 23 rushing touchdowns
- 44 receptions
- 399 receiving yards
- 1 receiving touchdown
- 2,225 scrimmage yards
- 24 scrimmage touchdowns

married to Tamara “Taj” George, a Grammy-nominated member of the R&B group SWV. Together, they are raising a legacy in their two sons—Eriq, who starred for his father’s TSU defense, and Jaire, a former Vanderbilt running back.

Adding a unique dimension to his role at BGSU, George’s son, Eriq, joined the Falcons’ football team for the 2025, continuing his position as a defensive end. Eriq had previously led Tennessee State with 11.5 tackles for loss in 2024, earning second-team All-Big South–OVC honors. This father-son duo on the same collegiate team is a rarity. Moreover, BGSU’s Director of Athletics, Derek van der Merwe, also has a son, Ian, on the team. Ian, also a defensive lineman, joined BGSU in 2022. This unique scenario marks the first time in FBS history that both a head football coach and an athletic director have their sons playing simultaneously on the same football team.

Eddie George is more than a coach. He is a renaissance man—a Heisman hero, an NFL ironman, a scholar, a businessman, an artist, and a mentor. With every chapter, he rewrites what it means to lead with integrity, live with intention, and inspire across arenas.



The 2025 college football season marks the 30th anniversary of when Eddie George won his Heisman Trophy.

THE EDDIE GEORGE FILE (CONT.)

George Record When	As Head Coach	at Bowling Green
Overall	25-22	1-0
Conference	13-12	0-0
Non-Conference	12-10	1-0
Home	14-6	1-0
Away	9-15	0-0
Neutral	2-1	0-0
Morning Games	0-1	0-0
Afternoon Games	13-14	0-0
Night Games	12-7	1-0
On Natural Grass	6-5	0-0
On Artificial Turf	19-17	1-0
August	2-0	1-0
September	5-10	0-0
October	14-2	0-0
November	4-10	0-0
December	0-0	0-0
January	0-0	0-0
vs. unranked teams (FBS)	0-1	0-0
vs. Top 25 teams (FBS)	0-2	0-0
vs. Top 20 teams (FBS)	0-1	0-0
vs. Top 15 teams (FBS)	0-1	0-0
vs. Top 10 teams (FBS)	0-0	0-0
vs. Top 5 teams (FBS)	0-0	0-0
Scoring First	19-5	1-0
Opponent Scores First	6-17	0-0
Leading After 1st Quarter	16-5	1-0
Trailing After 1st Quarter	1-14	0-0
Tied After 1st Quarter	8-3	0-0
Leading at Halftime	23-0	1-0
Trailing at Halftime	2-20	0-0
Tied at Halftime	0-2	0-0
Leading After 3rd Quarter	22-0	1-0
Trailing After 3rd Quarter	3-22	0-0
Tied After 3rd Quarter	0-0	0-0
Overtime	1-1	0-0
With a 100-yard rusher	6-2	0-0
With a 100-yard receiver	6-4	0-0
With a 300-yard passer	3-1	0-0
Allowing a 100-yard rusher	9-9	0-0
Allowing a 100-yard receiver	3-2	0-0
Allowing a 300-yard passer	1-2	0-0
Outgaining Opponent	18-5	1-0
Outgained by Opponent	7-17	0-0
Scoring 0-9 Points	0-9	0-0
Scoring 10-19 Points	1-7	0-0
Scoring 20-29 Points	14-6	1-0
Scoring 30-39 Points	2-0	0-0
Scoring 40-49 Points	7-0	0-0
Scoring 50+ Points	1-0	0-0
Game decided by 1-9	11-4	0-0
Game decided by 10-19	5-8	1-0
Game decided by 20-29	7-3	0-0
Game decided by 30-39	0-2	0-0
Game decided by 40-49	1-4	0-0
Game decided by 50+	1-1	0-0
No turnovers	12-4	1-0
One to three turnovers	13-16	0-0
Four or more turnovers	0-2	0-0
No takeaways	5-6	1-0
One to three takeaways	17-16	0-0
Four or more takeaways	3-0	0-0
Win turnover margin	15-5	0-0
Tie turnover margin	1-4	1-0
Lose turnover margin	7-13	0-0
Win time of possession	17-6	1-0
Lose time of possession	8-15	0-0
Tie time of possession	0-1	0-0

“Eddie George has been a winner in all that he has attempted in his storied career. His passion for young people and the game of football will serve the Bowling Green Falcon Family very well. I am so happy for Bowling Green and the Great State of Ohio!!” - **Jim Tressel**



RECORD BY OPPONENT

Opponent	Overall	AT BGSU
Arkansas-Pine Bluff	2-0	--
Austin Peay	1-1	--
Bethune-Cookman	1-0	--
Charleston Southern	1-1	--
Eastern Illinois	3-1	--
Eastern Washington	0-1	--
Gardner-Webb	2-0	--
Grambling State	0-1	--
Howard	1-0	--
Jackson State	0-2	--
Kennesaw State	1-0	--
Kentucky State	1-0	--
Lafayette	--	1-0
Lane	0-1	--
Lincoln	1-0	--
Lindenwood	2-0	--
Middle Tennessee	0-1	--
Mississippi State	0-1	--
Mississippi Valley State	1-0	--
Montana	0-1	--
Murray State	1-1	--
Norfolk State	1-0	--
North Dakota State	0-1	--
Notre Dame	0-1	--
Southeast Missouri	1-2	--
Tennessee Tech	2-2	--
Texas A&M-Commerce	1-0	--
UT Martin	0-4	--
Western Illinois	1-0	--
OVERALL	24-22	1-0
POSTSEASON	0-1	--

ADDITIONAL EDDIE GEORGE FACTS

- » **Eddie George** is just the fifth recipient of the **Heisman Trophy** to go on and become a head coach at the FBS level. George joins Steve Spurrier (1966), Pat Sullivan (1971), John David Crow (1957), and Frank Sinkwich (1942).
- » **“Touchdown Eddie”** scored his first collegiate touchdown for Ohio State on a 1-yard plunge against **Bowling Green** on Sept. 12, 1992.
- » **Founder** of EDGE Group, a cutting-edge landscape architecture and design firm.
- » **Founded** the Edward George Wealth Management Group. He established the firm to provide strategic financial planning, wealth management, and legacy-building services. He serves as the managing partner of the firm.
- » Has served as an **adjunct professor** at both Ohio State and Vanderbilt, teaching The Business of Professional Sports.
- » Engine behind the Titans’ run to **Super Bowl XXXIV**.
- » Made history in 2001 as the **first player ever featured** on the cover of EA Sports’ Madden NFL video game series, appearing on **Madden NFL 2001**.
- » Alongside **Jim Brown**, he stands as one of only **two running backs in NFL history** to eclipse 10,000 rushing yards without missing a single start.
- » Made his **Broadway debut portraying the charismatic lawyer Billy Flynn in the Tony Award-winning musical Chicago**. His performance at the Ambassador Theatre in New York City was part of a seven-week limited engagement, showcasing his versatility beyond the football field. Following his Broadway stint, George took on the role of Billy Flynn in the national touring company of Chicago, performing in various cities, including a notable run at the Cadillac Palace Theatre in Chicago.

»ASSISTANT COACHING STAFF

S=SIDELINE PB=PRESS BOX



S

ASST. HEAD COACH/TIGHT ENDS
DEWAYNE ALEXANDER • 1st season

- Owns 37 years of coaching experience at the high school and college levels.
- Was the head coach at Tennessee Tech from 2018-23.
- Served on the NCAA's Committee for Ethical Conduct and Sportsmanship and his Tennessee Tech football team won five-straight Ohio Valley Conference Team Sportsmanship Awards.
- Also served as the head coach at NAIA Cumberland University in Lebanon, Tenn.



S

SPECIAL TEAMS COORDINATOR
ALEX BAYER • 4th season

- Was a Broyles Award nominee in 2024 after coaching BGSU's first consensus All-American in program history, Harold Fannin Jr, who was a finalist for the Mackey Award and a semifinalist for the Biletnikoff Award. Also, punter John Henderson was a semifinalist for the Ray Guy Award.
- Two-time All-MAC tight end for BGSU and a member of the 2013 MAC Championship squad.
- Played in the NFL with the St. Louis Rams (2014) and San Diego Chargers (2015).



S

LINEBACKERS
JOE BOWDEN • 1st season

- Nine-year NFL veteran where he was teammates with BGSU head coach Eddie George with the Houston Oilers and the Tennessee Titans.
- Coached at the high school, college and NFL levels, including four years with the Rams and two with the 49ers.
- Coached TSU's Sander Ellis (86 tackles, 15.5 TFLs, 2.5 sacks) to a Freshman FCS All-American season in 2024.
- Twenty-one years of coaching experience.



S

RUNNING BACKS
JOSH CRAWFORD • 1st season

- Comes to BGSU with coaching experience at Tennessee State and Utah
- Mentored two FCS All-Americans at TSU, including Freshman All-American Jordan Gant who had 10 rushing touchdowns in 2023.
- Was a GA for Utah when the Utes won the 2022 Pac-12 Championship.
- Played football at Vanderbilt for four years. Was roommates and teammates with Eddie George's oldest son, Jaire.



S

ASSOC. HC/DEFENSIVE COORD.
BRANDON FISHER • 1st season

- Enters 15th season in coaching and sixth as a defensive coordinator. Previous DC positions were at Southern Utah and TSU.
- Has eight years of experience in the NFL that includes stops with the Titans, Lions and Rams.
- Recruited and developed the 2023 Buck Buchanan Award (FCS top defensive player) winner Terrell Allen.
- Two-year starter at Montana and appeared in two FCS Championship games.
- Son of former NFL head coach Jeff Fisher.



PB

DEFENSIVE BACKS
DERRICK JACKSON • 3rd season

- A 26-year collegiate coaching veteran whose résumé includes stints at Purdue, Wake Forest, Michigan State, Syracuse and NIU.
- Spent time as a co-defensive coordinator at Syracuse and was the defensive coordinator at NIU.
- As a young coach, he spent two summers as part of the NFL Coaching Fellowship program with the Miami Dolphins (2001) and Tampa Bay Buccaneers (2002).



S

WIDE RECEIVERS
BRUCE JOHNSON • 1st season

- Boasts 27 years of experience across high school, junior college, FCS, "Group of Five," and "Power Four" FBS programs.
- Spent 10 seasons with Hugh Freeze at Ole Miss and Liberty.
- He assisted Liberty to a successful 2020 season that saw the Flames finish No. 17 in the Associated Press poll. The Liberty running backs in 2022 averaged 172.9 rushing yards per game, a 4.6 yards per rush average and punched in 19 rushing touchdowns.



S

SECONDARY
RICHARD MCNUTT • 1st season

- Has coached defensive backs at the NFL, FBS, FCS and Division III ranks in his 19-year coaching career.
- A member of Ohio State's 2002 National Championship team that went 14-0, he is at his sixth stop in the Great State of Ohio, which includes previous jobs at Youngstown State, Toledo, Kent State, Ohio State, and the Cleveland Browns.
- With the Cleveland Browns he helped coach a unit that finished No. 2 in INTs (2008).



S

CO-OFFENSIVE COORD./OFF. LINE
GREG NOSAL • 6th season

- Has coached running backs, tight ends and offensive line during his time at BGSU.
- Coached TEs Christian Sims (2021) and Harold Fannin Jr. (2022), both of whom signed NFL contracts after leaving BGSU early.
- Was an All-ACC offensive lineman at Virginia Tech and helped the Hokies win three ACC Championships.
- Owns ACC coaching experience at VT and Miami. Also was on staff at ECU.



PB

CO-OFFENSIVE COORD./PGC/QBs
TRAVIS PARTRIDGE • 1st season

- Spent the 2024 season as the OC/QB coach at Tennessee State where he directed an offense that boasted quarterback Draylen Ellis who finished the year No. 11 in the nation for FCS passing yards with 3,029.
- Comes from a coaching lineage. Played for his father, Jerry Partridge (now at UT Martin), at Missouri Western State. Grandfather, Gerald, is a HOF high school coach.
- Signed out of college with the Vikings. Also played in the CFL and the IFL.



S

DEFENSIVE LINE
CLYDE SIMMONS • 1st season

- Was a 15-year NFL veteran that played for the Eagles, Cardinals, Jaguars, Bengals and Bears. Led the NFL in sacks in 1992.
- Boasts 16 years as a coach that has spanned the high school, college and NFL levels.
- Coached 2023 Buck Buchanan Award Winner at TSU, Terrell Allen. The award is given annually to the top defensive player in all of FCS.
- Two-time All-Pro and Pro Bowler who is in the Philadelphia Eagles Hall of Fame.



PB

SENIOR ANALYST/RBs
BRIAN WHITE • 4th season

- One of the nation's preeminent developers of talent at the running back position, which dates back to an 11-year tenure at Wisconsin where he coached and developed 1999 Heisman Trophy winner Ron Dayne
- Coached in 23 bowl games and served on coaching staffs that have won a national title and two league championships.
- Was a GA at Notre Dame with Jerry Partridge (Travis' father) during the Fighting Irish's 1988 National Championship season.



»FALCON COACHES AS NFL PLAYERS/COACHES



EDDIE GEORGE
HEAD COACH

NINE-YEAR NFL CAREER 2X ALL-PRO 1996 ROY


CAR	YDS	TD
2,865	10,441	68

JOE BOWDEN
LINEBACKER COACH

RAMS ASSISTANT LINEBACKERS COACH NINE-YEAR NFL CAREER 49ERS INSIDE LINEBACKERS COACH


SACKS	TACKLES	FORCED FUMBLES
12.5	436	9



CLYDE SIMMONS
DEFENSIVE LINE COACH


COACHED JETS, RAMS, AND BROWNS 14-YEAR NFL CAREER 2X ALL-PRO

SACKS	TACKLES	FORCED FUMBLES
121.5	966	25




ALEX BAYER
SPECIAL TEAMS COORDINATOR

2014-2015
ST. LOUIS RAMS & SAN DIEGO CHARGERS
TIGHT END



BRANDON FISHER
DEFENSIVE COORDINATOR

TENNESSEE TITANS OFFENSIVE ASSISTANT ST. LOUIS / LOS ANGELES RAMS SECONDARY COACH DETROIT LIONS DEFENSIVE ASSISTANT



RICHARD MCNUTT
SECONDARY COACH

2008
CLEVELAND BROWNS
ASSISTANT SECONDARY / SPECIAL TEAMS



TRAVIS PARTRIDGE
OFFENSIVE COORDINATOR

SIGNED WITH
MINNESOTA VIKINGS
2014

»2025 OFFENSIVE POSITIONAL ROSTER

QUARTERBACKS (5)

No	Name	Pos	Ht	Wt	Yr (Yrs Left)	Hometown	Last School	Season at BGSU
3	Lucian Anderson III*	QB	6-3	200	So. (2)	Athens, Ga.	Clarke Central	3rd
8	Baron May*	QB	6-0	195	Sr. (0)	New Philadelphia, Ohio	East Tennessee State	2nd
9	Drew Pyne	QB	5-11	200	Gr. (1)	New Canaan, Conn.	Missouri	1st
10	Hunter Najm	QB	5-11	190	R-Fr. (3)	Aliso Viejo, Calif.	Washington State	1st
19	Carsen Melvin	QB	6-3	210	Fr. (3+RS)	Westfield, Ind.	Westfield HS	1st

RUNNING BACKS (10)

No	Name	Pos	Ht	Wt	Yr (Yrs Left)	Hometown	Last School	Season at BGSU
0	Kaderris Roberts	RB	5-8	170	Sr. (0)	Zellwood, Fla.	Tennessee State	1st
4	Chris McMillian	RB	5-10	190	Jr. (3+RS)	Fort Valley, Ga.	NE Mississippi CC	1st
14	Austyn Dendy	RB	6-0	225	R-Fr. (3)	Pine Bluff, Ark.	Missouri	1st
22	Nakai Amachree	RB	5-10	195	R-Fr. (3)	Haslett, Mich.	Haslett HS	2nd
23	Chris Edmonds	RB	5-10	210	So. (2)	Toledo, Ohio	Central Catholic	3rd
24	Bryce DeFalco	RB	5-10	190	So. (2)	Pemberville, Ohio	Eastwood HS	3rd
25	Mar'Kel Porter	RB	6-1	220	R-Fr. (3)	Dallas, Texas	Lancaster HS	2nd
26	Cameron Pettaway	RB	5-10	180	R-Fr. (3)	Farmington Hills, Mich.	Farmington HS	2nd
30	PaSean Wimberly***	RB	5-10	185	Gr.* (0)	Toledo, Ohio	Whitmer HS	7th
44	Leo Kemp	FB	5-11	245	Jr. (1)	Paso Robles, Calif.	UCLA	1st

WIDE RECEIVERS (13)

No	Name	Pos	Ht	Wt	Yr (Yrs Left)	Hometown	Last School	Season at BGSU
1	Allen Middleton	WR	5-11	190	So. (2)	Mascoutah, Ill.	Southern Illinois	1st
2	RJ Garcia II	WR	6-0	180	Jr. (1)	Tampa, Fla.	Kansas State	2nd
5	Brennan Ridley	WR	5-11	175	So. (2)	Richmond, Va.	Hampton	1st
6	Reis Stocksdaile	WR	5-10	185	Gr. (0)	Morrow, Ohio	Ohio State	1st
11	Finn Hogan**	WR	6-5	220	Sr. (0)	Maple City, Mich.	Central Michigan	3rd
12	DeShaun Lanier	WR	5-11	175	Fr. (3+RS)	Ferndale, Mich.	Chippewa Valley	1st
13	Cynceir McNeal	WR	6-4	210	So. (2)	Canton, Ohio	McKinley	3rd
15	Caleb Goodloe	WR	6-1	200	R-Fr. (3)	St. Petersburg, Fla.	Clearwater Central Catholic	2nd
16	Austin Clay	WR	6-0	175	R-Fr. (3)	Cleveland, Ohio	Michigan State	1st
17	Trey Johnson*	WR	6-0	195	Jr. (1)	Frankfort, Ill.	Lincoln-Way East	4th
18	Winn Sharp	WR	6-5	205	R-Fr. (3)	Whitehouse, Ohio	Anthony Wayne	2nd
83	Pierce St Geme	WR	5-11	180	R-Fr. (3)	San Francisco, Calif.	St. Ignatius Prep	2nd
87	Jared Merk*	WR	6-2	190	So. (2)	Cincinnati, Ohio	Archbishop Moeller	3rd

TIGHT ENDS (8)

No	Name	Pos	Ht	Wt	Yr (Yrs Left)	Hometown	Last School	Season at BGSU
7	Jyrin Johnson	TE	6-4	235	Sr. (0)	Gonzales, La.	Texas Southern	1st
80	Ocean Brabbs	TE	6-3	205	R-Fr. (3)	Ann Arbor, Mich.	Pioneer HS	2nd
81	Arlis Boardingham	TE	6-3	250	Jr. (1)	Van Nuys, Calif.	Florida	1st
82	Eli Jacon-Duffy	TE	6-4	245	R-Fr. (1)	Pleasant Plain, Ohio	Archbishop Moeller HS	2nd
85	Reece Little	WR	6-3	230	Fr. (3+RS)	Findlay, Ohio	Findlay	1st
86	Jeremiah Scoby	TE	6-3	210	Fr. (3+RS)	Dickinson, Texas	Dickinson HS	1st
88	Jacob Harris*	TE	6-4	255	So. (2)	Westerville, Ohio	Westerville Central HS	3rd
89	Blane Cleaver*	TE	6-2	235	Gr. (0)	Berwick, Pa.	Army	2nd

OFFENSIVE LINE (15)

No	Name	Pos	Ht	Wt	Yr (Yrs Left)	Hometown	Last School	Season at BGSU
50	Vincent Giordano	T	6-5	300	Fr. (3+RS)	West Chester, Ohio	Lakota West	1st
53	Masyn Zahursky	G	6-4	285	Fr. (3+RS)	Berea, Ohio	Berea-Midpark HS	1st
54	Brody Boly*	C	6-3	310	So. (2)	Uniondale, Ind.	Norwell	3rd
55	Tunde Fatukasi***	T	6-5	310	Sr.* (0)	Far Rockaway, N.Y.	Rutgers	4th
57	Alex Padgett***	C	6-6	330	Sr. (0)	Avon Lake, Ohio	Avon Lake	5th
58	Ethan Kraatz	T	6-4	285	Fr. (3+RS)	Saginaw, Mich.	Heritage	1st
65	Jake Burns**	C	6-2	320	Sr. (0)	Akron, Ohio	Cincinnati	4th
66	Zane Panchula	T	6-5	275	Fr. (3+RS)	Rockford, Mich.	Rockford HS	1st
69	Andrew Kilfoyl	G	6-5	315	Sr. (0)	Tampa, Fla.	South Florida	1st
70	Alex Harris	T	6-5	320	R-Fr. (3)	Cleveland, Ohio	Rhodes	2nd
72	Cade Zimmerly***	G	6-1	300	Sr. (0)	Perrysburg, Ohio	Perrysburg	5th
73	Caden Campbell	G	6-4	275	R-Fr. (3)	Rochester, Mich.	De La Salle	2nd
75	Nate Pabst**	G/T	6-5	315	Sr. (0)	Springdale, Ohio	Archbishop Moeller	5th
77	James Thomas Jr.*	G/T	6-5	295	So. (2)	Fairfield, Ohio	Fairfield	3rd
78	Alexis Sanchez	G	6-3	335	Jr. (1)	Glendale, Ariz.	Tennessee State	1st

Key: Yr* = utilizing COVID year, *** beside name indicates letters won, **BOLD** Season indicates entire career at BGSU, **Yrs Left** are for eligibility after 2025

»2025 DEFENSIVE POSITIONAL ROSTER

LINEBACKERS (12)

No	Name	Pos	Ht	Wt	Yr (Yrs Left)	Hometown	Last School	Season at BGSU
3	Dorian Pringle*	LB	6-0	220	So. (2+RS)	Massillon, Ohio	Massillon Washington	2nd
4	Gideon Lampron	LB	6-0	220	Jr. (1)	LaGrange, Ohio	Dayton	1st
12	Caden Marshall	LB	6-2	215	R-Fr. (3)	Paris, Tenn.	Tennessee State	1st
18	Andrew Hines III	LB	6-0	230	R-Fr. (3)	Alpharetta, Ga.	Wake Forest	1st
20	TJ Nelson	LB	6-0	215	R-Fr. (3)	Cincinnati, Ohio	Anderson	2nd
27	Coleman Teasdale	LB	6-1	190	So. (2)	Louisville, Colo.	East Coast Prep	3rd
24	Justin Eklund*	LB	6-2	235	Jr. (1)	Rocklin, Calif.	San Jose State	2nd
35	Cashmire Lewis	LB	6-4	225	Fr. (3+RS)	Hartford, Conn.	Windsor HS	1st
36	Jabari Mitchell	LB	6-3	230	So. (2)	Reynoldsburg, Ohio	Reynoldsburg	3rd
39	Henry Reifschneider	LB	6-0	220	R-Fr. (3)	Waynesville, Ohio	Archbishop Alter	2nd
44	AJ Odom	LB	6-3	240	Jr. (1)	Oakman, Ala.	Memphis	1st
42	Chris Williams***	LB	6-2	235	Gr. (0)	Alpharetta, Ga.	King's Ridge Christian	6th

DEFENSIVE BACKS (19)

No	Name	Pos	Ht	Wt	Yr (Yrs Left)	Hometown	Last School	Season at BGSU
0	Kal-El Pascal*	S	6-0	195	So. (2)	Miami, Fla.	Dr. Michael Krop Senior	2nd
1	Keyon Washington	CB	6-1	185	R-Fr. (3)	Waldorf, Md.	West Virginia	1st
2	MJ Cannon	CB	6-3	205	Jr. (1)	Evanston, Ill.	Illinois State	1st
8	Jalen McClendon	CB	6-0	185	Sr. (0)	Tampa, Fla.	Tennessee State	1st
9	Darius Lorfils***	S	6-2	190	Sr. (0)	Germantown, Md.	Northwest	4th
10	JoJo Johnson	CB	6-0	180	Sr. (0)	Merrillville, Ind.	Indiana	1st
15	Preston EstoEsta	S	6-1	190	Fr. (3+RS)	Mason, Ohio	Mason	1st
16	Jay'Quan Bostic	S	6-2	190	R-Fr. (3)	Cincinnati, Ohio	Toledo	1st
19	Jahai Johnson	S	6-1	200	Fr. (3+RS)	Piscataway, N.J.	Piscataway	1st
21	Gavin Harris	CB	6-1	185	Fr. (3+RS)	High Point, N.C.	High Point Christian Academy	1st
25	Jace Henry*	CB	6-0	180	So. (2)	Pataskala, Ohio	Watkins Memorial	3rd
26	Josira Andrews	CB	5-10	180	R-Fr. (3)	Brooklyn, N.Y.	Erasmus Hall	2nd
28	Victor Vazquez*	S	5-10	185	Gr. (1)	Miami, Fla.	Florida Christian	5th
31	D'kyah Banks	S	6-5	180	R-Fr. (3)	Atlanta, Ga.	Grayson	2nd
32	Rico Garcia	CB	5-10	180	Fr. (3+RS)	Tampa, Fla.	Berkeley Prep	1st
34	Tyron Steed	CB	6-1	160	Fr. (3+RS)	St. Louis, Mo.	Cardinal Ritter College Prep	1st
37	Garrison Blair	CB	5-10	180	R-Fr.	Carrollton, Texas	Hebron	2nd
40	DeVenchi Arnold II	S	6-1	190	Fr. (3+RS)	District Heights, Md.	Gonzaga College HS (D.C.)	1st
41	Jahvion Jarmon	CB	5-11	170	Fr. (3+RS)	Cincinnati, Ohio	Robert A. Taft	1st

DEFENSIVE LINE (17)

No	Name	Pos	Ht	Wt	Yr (Yrs Left)	Hometown	Last School	Season at BGSU
5	Eriq George	DE	6-3	285	Jr. (1)	Nashville, Tenn.	Tennessee State	1st
7	David Afogho*	DE	6-3	245	So. (2)	Boston, Mass.	Catholic Memorial	3rd
11	Collins Acheampong	DE	6-7	270	So. (2)	Cape Coast, Ghana	UCLA	1st
17	Isaiah Thomison	DE	6-3	280	So. (2)	Fayetteville, Tenn.	Memphis	1st
23	Myles Bradley**	DE	6-0	225	Jr. (1)	Mansfield, Ohio	Mansfield	4th
33	Jaimion Olverson	DE	6-3	275	Fr. (3+RS)	Cincinnati, Ohio	Princeton HS	1st
38	Dierre Kelly***	DT	6-2	285	Sr. (0)	Gary, Ind.	Merrillville HS	5th
43	Martreece Dillard	DT	6-5	275	R-Fr. (3)	Buford, Ga.	Buford HS	2nd
45	Bam Booker**	DE	6-3	280	Jr. (1)	Cincinnati, Ohio	Maryland	3rd
48	Quentin Lewis	DE	6-2	215	Fr. (3+RS)	Snellville, Ga.	South Gwinnett	1st
54	Dior Garner	DT	6-3	305	Fr. (3+RS)	Canton, Ohio	McKinley HS	1st
55	Evan Branch-Haynes**	DT	6-2	290	Gr. (0)	Richmond, Calif.	Arizona	3rd
56	Ian van der Merwe	DT	6-1	260	Jr. (1)	Tucson, Ariz.	Ironwood Ridge HS	3rd
57	DayIn White*	DT	6-4	300	So. (2)	Lewisville, Texas	Hebron HS	3rd
58	Ashton Yeager	DT	6-3	280	Fr. (3+RS)	Findlay, Ohio	Findlay HS	1st
98	Malik Moses	DT	6-4	290	R-Fr. (3)	Snellville, Ga.	South Gwinnett HS	2nd
99	Brendon Rice	DT	6-2	300	Fr. (3+RS)	Farmington, Mich.	North Farmington HS	1st

SPECIALISTS (8)

No	Name	Pos	Ht	Wt	Yr (Yrs Left)	Hometown	Last School	Season at BGSU
14	Jackson Kleather**	PK	5-10	185	Jr. (1+RS)	Tipp City, Ohio	Tippecanoe HS	3rd
19	John Henderson*	P	6-1	180	Sr. (2)	Acton, Calif.	Antelope Valley College	2nd
27	Treyton McKee	PK	5-11	170	Fr. (3+RS)	Lancaster, Ohio	Bloom-Carroll HS	1st
40	Ethan Warner	PK	5-9	195	Jr. (1)	Bowling Green, Ohio	Bowling Green HS	4th
41	Quillan Jimenez	LS	6-2	215	So. (2)	Tampa, Fla.	Houston	2nd
46	Zach Long*	PK	6-3	190	Sr. (0)	Tampa, Fla.	Troy	2nd
47	George Carlson***	LS	6-1	225	Sr. (0)	Woodstock, Ill.	Marian Central HS	5th
85	Travis Kenner*	HLD/PK	5-10	180	So. (2)	Toledo, Ohio	St. Francis de Sales	3rd

Key: Yr* = utilizing COVID year, *** beside name indicates letters won, **BOLD** Season indicates entire career at BGSU, **Yrs Left** are for eligibility after 2025



»HOW THE FALCONS WERE BUILT

2025
 25 - DI Transfers
 22 - High School
 1 - Other
48-TOTAL

D1 TRANSFER

DE Collins Acheampong (UCLA)
 TE Arlis Boardingham (Florida)
 S Jay'Quan Bostic (Toledo)
 WR Austin Clay (Michigan State)
 CB MJ Cannon (Illinois State)
 RB Austyn Dendy (Missouri)
 DE Eriq George (Tennessee State)
 CB JoJo Johnson (Indiana)
 LB Andrew Hines III (Wake Forest)
 TE Jyrin Johnson (Texas Southern)
 FB Leo Kemp (UCLA)
 OG Andrew Kilfoyl (South Florida)
 LB Gideon Lampron (Dayton)
 LB Caden Marshall (Tennessee State)
 CB Jalen McClendon (Tennessee State)
 WR Allen Middleton (Southern Illinois)
 QB Hunter Najm (Washington State)
 QB Drew Pyne (Missouri)
 LB AJ Odom (Memphis)
 RB Kaderris Roberts (Tennessee State)
 WR Brennan Ridley (Hampton)
 OG Alexis Sanchez (Tennessee State)
 WR Reis Stocksdaile (Ohio St.)
 DE Isaiah Thomison (Memphis)
 CB Keyon Washington (West Virginia)

HIGH SCHOOL

S DeVenchi Arnold II (Gonzaga College Prep)
 S Preson EstoEsta (Mason)
 CB Rico Garcia (Berkeley Prep)
 DT Dior Garner (McKinley)
 OT Vincent Giordano (Lakota West)
 CB Gavin Harris (High Point Christian)
 S Jahai Johnson (Piscataway)
 CB Jahvion Jarmon (Taft)
 OT Ethan Kraatz (Heritage)
 WR DeShaun Lanier (Chippewa Valley)
 LB Cashmire Lewis (Windsor)
 DE Quentin Lewis (South Gwinnett)
 TE Reece Little (Findlay)
 PK Treyton McKee (Bloom-Carroll)
 QB Carsen Melvin (Westfield)
 DE Jaimion Olverson (Princeton)
 OT Zane Panchula (Rockford)
 DT Brendon Rice (N. Farmington)
 TE Jeremiah Scoby (Dickinson)
 CB Tyron Steed (Cardinal Ritter)
 DT Ashton Yeager (Findlay)
 OG Masyn Zahursky (Berea-Midpark)

OTHER

RB Chris McMillian (NE Mississippi CC)

2024
 5 - DI Transfers
 19 - High School
 2 - Other
26-TOTAL

D1 TRANSFER

TE Blane Cleaver (Army)
 LB Justin Eklund (San Jose State)
 WR RJ Garcia II (Kansas State)
 LS Quillan Jimenez (Houston)
 PK Zach Long (Troy)

HIGH SCHOOL

RB Nakai Amachree (Haslett)
 CB Josira Andrews (Erasmus Hall)
 CB Garrison Blair (Hebron)
 S D'kyah Banks (Grayson)
 TE Ocean Brabbs (Pioneer)
 OG Caden Campbell (De La Salle)
 DT Martreece Dillard (Buford)
 WR Caleb Goodloe (Clearwater Cent. Cath.)
 OT Alex Harris (Rhodes)
 TE Eli Jacon-Duffy (Archbishop Moeller)
 DT Malik Moses (South Gwinnett)
 LB TJ Nelson (Anderson)
 S Kal-EI Pascal (Dr. Michael Krop Sr.)
 RB Cameron Pettaway (Farmington)
 LB Dorian Pringle (Massillon Wash.)
 RB Mar'Kel Porter (Lancaster)
 LB Henry Reifschneider (Archbishop Alter)
 WR Winn Sharp (Anthony Wayne)
 WR Pierce St. Geme (St. Ignatius)

OTHER

P John Henderson (Antelope Valley CC)
 QB Baron May (E. Tenn. State)

»HOW THE FALCONS WERE BUILT (CONT.)

2023	D1 TRANSFER	HIGH SCHOOL	OTHER
3 - DI Transfers 16 - High School 0 - Other 19-TOTAL	DE Bam Booker (Maryland) DT Evan Branch-Haynes (Arizona) WR Finn Hogan (Central Michigan)	DE David Afogho (Catholic Memorial) QB Lucian Anderson III (Clarke Central) C Brody Bolyn (Norwell) RB Bryce DeFalco (Eastwood) RB Chris Edmonds (Central Catholic) TE Jacob Harris (Westerville Central) CB Jace Henry (Watkins Memorial) HLD/PK Travis Kenner (St. Frances de Sales) PK Jackson Kleather (Tippecanoe) WR Cynceir McNeal (McKinley) WR Jared Merk (Archbishop Moeller) LB Jabari Mitchell (Reynoldsburg) LB Coleman Teasdale (East Coast Prep) OT James Thomas Jr. (Fairfield) DT Ian van der Merwe (Ironwood Ridge) DT DayIn White (Hebron)	N/A
2022	D1 TRANSFER	HIGH SCHOOL	OTHER
2 - DI Transfers 4 - High School 0 - Other 6-TOTAL	OG Jake Burns (Cincinnati) OT Tunde Fatukasi (Rutgers)	WR Trey Johnson (Lincoln-Way East) S Darius Lorfils (Northwest) DE Myles Bradley (Mansfield) PK Ethan Warner (Bowling Green)	N/A
2021	D1 TRANSFER	HIGH SCHOOL	OTHER
0 - DI Transfers 6 - High School 0 - Other 6-TOTAL	N/A	LS George Carlson (Marian Central) DT Dierre Kelly (Merrillville) OT Nate Pabst (Archbishop Moeller) C Alex Padgett (Avon Lake) S Victor Vazquez (Florida Christian) OG Cade Zimmerly (Perrysburg)	N/A
2020	D1 TRANSFER	HIGH SCHOOL	OTHER
0 - DI Transfers 1 - High School 0 - Other 1-TOTAL	N/A	LB Chris Williams (King's Ridge Christian)	N/A
2019	D1 TRANSFER	HIGH SCHOOL	OTHER
0 - DI Transfers 1 - High School 0 - Other 1-TOTAL	N/A	RB PaSean Wimberly (Whitmer)	N/A
OVERALL TOTALS			
35 - DI Transfers	69 - High School	3 - Other	
107-TOTAL			

CAREER STARTS

DEFENSIVE PLAYERS

Name, Pos.	'20	'21	'22	'23	'24	'25	Career	Streak
MJ Cannon, CB	*	*	*	10^	13^	1	24	12
Darius Lorfils, S	*	*	0	12	6	1	19	1
Jalen McClendon, DB	*	0^	1^	0	13^	1	15	14
Eriq George, DE	*	*	*	0^	13^	1	14	14
Gideon Lampron, LB	*	*	*	1^	11^	1	13	12
Kal-El Pascal, S	*	*	*	*	0	1	1	1
Key'on Washington, CB	*	*	*	*	0^	1	1	1
Dorian Pringle, LB	*	*	*	*	0	1	1	1
Bam Booker, DL	*	*	*	0	0	1	1	1
Evan Branch-Haynes, DL	*	0^	0^	0	0	1	1	1
David Afogho, LB	*	*	*	0	0	1	1	1

* did not play ^ season spent at another school
Note: Some starts may be at positions other than the ones listed.

OFFENSIVE PLAYERS

Name, Pos.	'20	'21	'22	'23	'24	'25	Career	Streak
Jyrin Johnson, TE	2^	10^	*	9^	11^	0	32	-
Alex Padgett, OG	*	3	0	13	13	1	30	27
Nate Pabst, OG	*	0	0	13	13	1	27	27
Tunde Fatukasi, OT	*	0	4	7	13	1	25	14
Andrew Kilfoyl, OG	*	0	0	7^	6^	1	14	1
Jake Burns, OG	*	*	0	5	7	1	13	6
Drew Pyne, QB	0	0	10^	1^	1^	1	13	1
Finn Hogan, WR	*	*	0^	2	6	1	11	1
Brennan Ridley, WR	*	*	*	*	6^	0	6	-
Kaderris Robers, RB	*	0	1^	4^	0	0	5	-
Arlis Boardingham, TE	*	*	0	2^	2^	0	4	-
Alexis Sanchez, OG	*	*	4^	0	0	0	4	-
Allen Middleton, WR	*	*	*	0^	3^	0	3	-
Blane Cleaver, TE	*	0^	0^	0^	1	1	2	1
Trey Johnson, WR	*	0	0	0	1	0	1	-
Winn Sharp, WR	*	0	0	0	1	0	1	-
Leo Kemp, FB	*	*	*	1^	0^	0	1	-
RJ Garcia II, WR	*	*	0^	0^	0	1	1	1
Chris McMillian, RB	*	*	*	0^	0^	1	1	1
Jacob Harris, TE	*	*	*	0	0	1	1	1

* did not play ^ season spent at another school
Note: Some starts may be at positions other than the ones listed.

2025 BOWLING GREEN OPPONENTS

Opponent	'25 Record	AP Rank	This Week	Next Game
Lafayette	0-1		Stone Hill	Georgetown
at Cincinnati	0-1		Bowling Green	Northwestern St.
Liberty	1-0	RV	at Jacksonville St.	at Bowling Green
at Louisville	1-0	RV	James Madison	Bowling Green
at Ohio	0-1		West Virginia	at Ohio State
Toledo	0-1	RV	at Western Kentucky	Morgan State
Central Michigan	1-0		at Pitt	at Michigan
at Kent State	1-0		at Texas Tech	Buffalo
Buffalo	0-1		Saint Francis (Pa.)	Kent State
at Eastern Michigan	0-1		LIU	at Kentucky
Akron	0-1		at Nebraska	at UAB
at UMass	0-1		Bryant	at Iowa

BGSU'S ALL-TIME OVERTIME GAMES

• BGSU has played seven all-time OT games and has a 3-4 record all-time:

Year	Opponent	Site	Result
1996	Western Michigan	Doyt Perry Stadium	L, 13-16
1999	at UCF	Citrus Bowl (Orlando, Fla.)	W, 33-30
2005	Toledo	Doyt Perry Stadium	L, 41-49 (2 ot)
2007	at Minnesota	Metrodome (Minneapolis, Minn.)	W, 32-31
2008	Buffalo	Doyt Perry Stadium	L, 34-40 (2 ot)
2022	Eastern Kentucky	Doyt Perry Stadium	L, 57-59 (7 ot)
2022	Marshall	Doyt Perry Stadium	W, 34-31

DOYT PERRY STADIUM

Doyt Perry Stadium is named in honor of the man who led Bowling Green to a 77-11-5 record in his 10 years as the head coach of the Falcons.

Doyt L. Perry was simply one of the greatest football coaches of his day. His .855 winning percentage over 10 seasons in the 1950s and 1960s remains one of the highest in football history. In fact, Perry is sixth all-time behind Bob Reade (Augustana), Knute Rockne (Notre Dame), Frank Leahy (Notre Dame), Larry Kehres (Mount Union) and Jeff Devanney (Trinity, Conn.) in winning percentage among coaches with at least 10 years of service on the collegiate level. Perry served as the BGSU athletic director for seven years (1965-71) after stepping down as football coach.

Bowling Green won the first game ever played in Perry Stadium, defeating Dayton, 13-0, on Oct. 1, 1966. The football facility at BGSU was formally dedicated as Doyt L. Perry Stadium on Sept. 26, 1992.

Bowling Green has played 298 games in the venue. BGSU's all-time record at Doyt Perry Stadium stands at 178-115-5.

Top 10 Doyt Perry Stadium Crowds All-Time

Date	Attend.	Opponent	Result	Date	Attend.	Opponent	Result
10/8/1983	33,527	Toledo	L, 3-6	10/19/1991	27,333	Toledo	W, 24-21
10/25/2003	31,007	N. Illinois	W, 34-18	10/9/1971	26,860	Toledo	L, 7-24
11/29/2003	29,724	Toledo	W, 31-23	11/23/2001	26,483	Toledo	W, 56-21
10/2/1993	29,210	Toledo	W, 17-10	11/15/2006	25,616	Miami (OH)	L, 7-9
11/16/1985	28,110	Toledo	W, 21-0	9/30/1989	25,057	Akron	L, 24-38

BOWLING GREEN CAREER STARTS BY POSITION

OFFENSE

WR	LT	LG	C	RG	RT	TE	QB	TB	WR	WR	TE
Garcia II (1)	Fatukasi (8)	Pabst (11)	Padgett (25)	Pabst (13)	Fatukasi (1)	Harris (1)	Pyne (1)	McMillian (1)	Hogan (8)	Johnson, T. (1)	Cleaver (1)
	Padgett (3)	Fatukasi (7)		Fatukasi (7)					W. Sharp (1)		
	Pabst (1)	Burns (6)		Burns (5)							
				Kilfoyl (1)							

DEFENSE

DE	DT	DT	DE	LB	LB	LB	CB	CB	FS	SS	CB
George (1)	Booker (1)	Branch-Haynes (1)	Afogho (1)	Lampron (1)	Pringle (1)		McClendon (1)	Washington (1)	Lorfils (18)	Lorfils (1)	Cannon (1)
									Pascal (1)		

»OPPONENT SCHEDULES

LAFAYETTE

Aug. 29, 2025 | 6 p.m.
Doyt Perry Stadium
Bowling Green, Ohio | ESPN+



2025 SCHEDULE

0-1, 0-0 Patriot League

Aug. 28 at Bowling Green L, 7-26

Sept. 6	at Stonehill
Sept. 13	at Georgetown
Sept. 19	Columbia
Sept. 27	Princeton
Oct. 4	Fordham
Oct. 11	Bucknell
Oct. 18	at Oregon State
Nov. 1	at Holy Cross
Nov. 8	Colgate
Nov. 15	at Richmond
Nov. 22	Lehigh

LOUISVILLE

Sept. 20, 2025 | TBA
L&N Federal Credit Union Stadium
Louisville, Ky. | TBA



2025 SCHEDULE

1-0, 0-0 ACC

Aug. 30	Eastern Kentucky W, 51-17
Sept. 5	James Madison
Sept. 20 Bowling Green	
Sept. 27	at Pitt
Oct. 4	Virginia
Oct. 17	at Miami
Oct. 25	Boston College
Nov. 1	at Virginia Tech
Nov. 8	Cal
Nov. 14	Clemson
Nov. 22	at SMU
Nov. 29	Kentucky

CENTRAL MICHIGAN

Oct. 18, 2025 | TBA
Doyt Perry Stadium
Bowling Green, Ohio | TBA



2025 SCHEDULE

1-0, 0-0 MAC

Aug. 29	at San Jose State W, 16-14
Sept. 6	at Pitt
Sept. 13	at Michigan
Sept. 20	Wagner
Sept. 27	Eastern Michigan
Oct. 4	at Akron
Oct. 18 at Bowling Green	
Oct. 25	UMass
Nov. 1	at Western Michigan
Nov. 12	Buffalo
Nov. 19	at Kent State
Nov. 29	Toledo

EASTERN MICHIGAN

Nov. 8, 2025 | TBA
Rynearson Stadium
Ypsilanti, Mich. | TBA



2025 SCHEDULE

0-1, 0-0 MAC

Aug. 30	at Texas State L, 27-52
Sept. 6	LIU
Sept. 13	at Kentucky
Sept. 20	Louisiana
Sept. 27	at Central Michigan
Oct. 4	at Buffalo
Oct. 11	NIU
Oct. 18	at Miami (OH)
Oct. 25	Ohio
Nov. 8 Bowling Green	
Nov. 15	at Ball State
Nov. 25	Western Michigan

CINCINNATI

Sept. 6, 2025 | 3:30 p.m.
Nippert Stadium
Cincinnati, Ohio | ESPN+



2025 SCHEDULE

0-1, 0-0 Big 12

Aug. 28	vs. Nebraska L, 17-20
Sept. 6 Bowling Green	
Sept. 13	Northwestern State
Sept. 27	at Kansas
Oct. 4	Iowa State
Oct. 11	UCF
Oct. 18	at Oklahoma State
Oct. 25	Baylor
Nov. 1	at Utah
Nov. 15	Arizona
Nov. 22	BYU
Nov. 29	at TCU

OHIO

Sept. 27, 2025 | TBA
Peden Stadium
Athens, Ohio | TBA



2025 SCHEDULE

0-1, 0-0 MAC

Aug. 28	at Rutgers L, 31-34
Sept. 6	West Virginia
Sept. 13	at Ohio State
Sept. 20	Gardner-Webb
Sept. 27 Bowling Green	
Oct. 4	at Ball State
Oct. 18	NIU
Oct. 25	at Eastern Michigan
Nov. 4	Miami (OH)
Nov. 11	at Western Michigan
Nov. 18	UMass
Nov. 28	at Buffalo

KENT STATE

Oct. 25, 2025 | TBA
Dix Stadium
Kent, Ohio | TBA



2025 SCHEDULE

1-0, 0-0 MAC

Aug. 30	Merrimack College W, 21-17
Sept. 6	at Texas Tech
Sept. 13	Buffalo
Sept. 20	at Florida State
Oct. 4	at Oklahoma
Oct. 11	UMass
Oct. 18	at Toledo
Oct. 25 Bowling Green	
Nov. 5	at Ball State
Nov. 11	at Akron
Nov. 19	Central Michigan
Nov. 28	at NIU

AKRON

Nov. 18, 2025 | TBA
Doyt Perry Stadium
Bowling Green, Ohio | 7 p.m.



2025 SCHEDULE

0-1, 0-0 MAC

Aug. 28	Wyoming L, 0-10
Sept. 6	at Nebraska
Sept. 13	at UAB
Sept. 20	Duquesne
Sept. 27	at Toledo
Oct. 4	Central Michigan
Oct. 11	Miami (OH)
Oct. 18	at Ball State
Oct. 25	at Buffalo
Nov. 4	UMass
Nov. 11	Kent State
Nov. 18 at Bowling Green	

LIBERTY

Sept. 13, 2025 | 5 p.m.
Doyt Perry Stadium
Bowling Green, Ohio | ESPN+



2025 SCHEDULE

1-0, 0-0 CUSA

Aug. 30	Maine W, 28-7
Sept. 6	at Jacksonville State
Sept. 13 at Bowling Green	
Sept. 20	James Madison
Sept. 27	at Old Dominion
Oct. 8	at UTEP
Oct. 14	New Mexico State
Nov. 1	Delaware
Nov. 8	Missouri State
Nov. 15	at FIU
Nov. 22	at Louisiana Tech
Nov. 29	Kennesaw State

TOLEDO

Oct. 11, 2025 | TBA
Doyt Perry Stadium
Bowling Green, Ohio | TBA



2025 SCHEDULE

0-1, 0-0 MAC

Aug. 30	at Kentucky L, 16-24
Sept. 6	Western Kentucky
Sept. 13	Morgan State
Sept. 20	at Western Michigan
Sept. 27	Akron
Oct. 11 at Bowling Green	
Oct. 18	Kent State
Oct. 25	at Washington State
Nov. 5	NIU
Nov. 12	at Miami (OH)
Nov. 22	Ball State
Nov. 29	at Central Michigan

BUFFALO

Nov. 1, 2025 | TBA
Doyt Perry Stadium
Bowling Green, Ohio | TBA



2025 SCHEDULE

0-1, 0-0 MAC

Aug. 28	at Minnesota L, 10-23
Sept. 6	Saint Francis (Pa.)
Sept. 13	at Kent State
Sept. 20	Troy
Sept. 27	UConn
Oct. 4	Eastern Michigan
Oct. 18	at UMass
Oct. 25	Akron
Nov. 1 at Bowling Green	
Nov. 12	at Central Michigan
Nov. 19	Miami (OH)
Nov. 28	Ohio

UMASS

Nov. 25, 2025 | TBA
McGuirk Alumni Stadium
Amherst, Mass. | ESPN2/ESPN+



2025 SCHEDULE

0-1, 0-0 MAC

Aug. 30	Temple L, 10-42
Sept. 6	Bryant
Sept. 13	at Iowa
Sept. 27	at Missouri
Oct. 4	Western Michigan
Oct. 11	at Kent State
Oct. 18	Buffalo
Oct. 25	at Central Michigan
Nov. 4	at Akron
Nov. 12	NIU
Nov. 18	at Ohio
Nov. 25 Bowling Green	



DREW PYNE QB

Height: 6-0
Weight: 200
Hometown: New Canaan, Conn.
High School: New Canaan HS
Previous School: Missouri
Year: Graduate (Notre Dame, '22)
Career Record as a Starter: 10-3
BGSU Record as a Starter: 1-0



COLLEGE CAREER

- Played in 26 career games (13 starts) during his college career (Notre Dame 2020-22, Arizona State 2023; Missouri 2024; Bowling Green 2025).
- Completed 268-of-436 passes (61.5%) for 3,030 yards and 29TDs over his career.
- Owns a career passing efficiency rating of 136.3.
- Went 8-2 as the starter at Notre Dame in 2022, which included wins over No. 16 BYU (Oct. 8), at No. 16 Syracuse (Oct. 29) and against No. 4 Clemson (Nov. 5).
- Beat Oklahoma in his lone start in 2024 while at Missouri.

DREW PYNE'S CAREER COLLEGE PASSING STATISTICS													
Year	Team	GP	GS	ATT.	CMP.	PCT.	YDS	AVG.	TD	INT.	LG	SK	PASS EFF.
2020	Notre Dame	4	0	3	2	66.7	12	3.0	0	0	7	0	100.3
2021	Notre Dame	2	0	30	15	50.0	224	112.0	2	0	32	2	134.7
2022	Notre Dame	11	10	254	164	64.6	2021	183.7	22	6	41	15	155.3
2023	Arizona State	2	1	49	26	53.1	273	136.5	2	3	52	11	101.1
2024	Missouri	6	1	82	49	59.8	391	65.2	3	3	33	4	104.6
2025	Bowling Green	1	1	12	18	66.7	112	112.0	0	0	25	2	117.5
Career		26	13	436	268	61.5	3030	116.5	29	12	52	34	136.3

DREW PYNE'S CAREER COLLEGE RUSHING STATISTICS						
Year	Team	No.	YDS.	AVG.	LG	TD
2020	Notre Dame	1	4	4.0	4	0
2021	Notre Dame	6	-6	-1.0	11	0
2022	Notre Dame	47	108	2.3	21	2
2023	Arizona State	14	-49	-3.5	11	0
2024	Missouri	15	21	1.4	10	0
2025	Bowling Green	4	-3	-0.8	5	0
Career		87	75	0.9	21	2

CAREER PASSING TOUCHDOWNS BY YARDS	
2020 (0) - Notre Dame South Florida (-) at Pitt (-) Syracuse (-) vs. Alabama (-)	2023 (2) - Arizona State Fresno State (-) USC (25-52)
2021 (2) - Notre Dame Wisconsin (16) Cincinnati (32)	2024 (3) - Missouri Murray St. (-) Buffalo (-) at UMass (-) Auburn (-) at Alabama (-) Oklahoma (13-5-10)
2022 (22) - Notre Dame Marshall (5) Cal (21-6) at North Carolina (10-30-29) vs. BYU (24-30-19) Stanford (41) UNLV (20-4) at Syracuse (3) Clemson (17) vs. Navy (30-38-5-37) Boston College (1) at USC (22-23-24)	2025 (0) - Bowling Green Lafayette (-)



DREW PYNE'S GAME-BY-GAME PASSING STATISTICS - 2020 (NOTRE DAME)

DATE	OPPONENT	RESULT	PASSING								RUSHING					
			CMP	ATT	COMP%	YDS	TD	INT	LG	YDS/G	ATT	YDS	TD	LG	YDS/G	
09/19/2020	vs South Fla.	W 52 - 0	1	2	50.0%	5	0	0	5	5.0	1	4	0	4	4.0	
10/24/2020	at Pittsburgh	W 45 - 3	0	0	0.0%	0	0	0	0	2.5	0	0	0	0	2.0	
12/05/2020	vs Syracuse	W 45 - 21	0	0	0.0%	0	0	0	0	1.7	0	0	0	0	1.3	
01/01/2021	at Alabama	L 14 - 31	1	1	100.0%	7	0	0	7	3.0	0	0	0	0	1.0	
TOTALS			2	3	66.7%	12	0	0		3.0	1	4	0		1.0	

DREW PYNE'S GAME-BY-GAME PASSING STATISTICS - 2021 (NOTRE DAME)

DATE	OPPONENT	RESULT	PASSING								RUSHING					
			CMP	ATT	COMP%	YDS	TD	INT	LG	YDS/G	ATT	YDS	TD	LG	YDS/G	
09/25/2021	at Wisconsin	W 41 - 13	6	8	75.0%	81	1	0	22	81.0	2	-16	0	0	-16.0	
10/02/2021	vs Cincinnati	L 13 - 24	9	22	40.9%	143	1	0	32	112.0	4	10	0	11	-3.0	
TOTALS			15	30	50.0%	224	2	0		112.0	6	-6	0		-3.0	

DREW PYNE'S GAME-BY-GAME PASSING STATISTICS - 2022 (NOTRE DAME)

DATE	OPPONENT	RESULT	PASSING								RUSHING					
			CMP	ATT	COMP%	YDS	TD	INT	LG	YDS/G	ATT	YDS	TD	LG	YDS/G	
09/10/2022	vs Marshall	L 21 - 26	3	6	50.0%	20	1	1	11	20.0	3	7	0	13	7.0	
09/17/2022	vs California	W 24 - 17	17	23	73.9%	150	2	0	36	85.0	6	7	0	13	7.0	
09/24/2022	at North Carolina	W 45 - 32	24	34	70.6%	289	3	0	34	153.0	6	20	0	12	11.3	
10/08/2022	vs BYU	W 28 - 20	22	28	78.6%	262	3	1	32	180.3	1	5	0	5	9.8	
10/15/2022	vs Stanford	L 14 - 16	13	27	48.1%	151	1	0	41	174.4	6	23	0	16	12.4	
10/22/2022	vs UNLV	W 44 - 21	14	28	50.0%	205	2	1	37	179.5	3	30	0	21	15.3	
10/29/2022	at Syracuse	W 41 - 24	9	19	47.4%	116	1	1	37	170.4	4	15	0	9	15.3	
11/05/2022	vs Clemson	W 35 - 14	9	17	52.9%	85	1	0	17	159.8	4	21	1	10	16.0	
11/12/2022	at Navy	W 35 - 32	17	21	81.0%	269	4	1	38	171.9	8	-13	1	11	12.8	
11/19/2022	vs Boston College	W 44 - 0	13	25	52.0%	156	1	0	28	170.3	1	4	0	4	11.9	
11/26/2022	at USC	L 27 - 38	23	26	88.5%	318	3	1	30	183.7	5	-11	0	7	9.8	
TOTALS			164	254	64.6%	2021	22	6		183.7	47	108	2		9.8	

DREW PYNE'S GAME-BY-GAME PASSING STATISTICS - 2023 (ARIZONA STATE)

DATE	OPPONENT	RESULT	PASSING								RUSHING					
			CMP	ATT	COMP%	YDS	TD	INT	LG	YDS/G	ATT	YDS	TD	LG	YDS/G	
09/16/2023	vs Fresno St.	L 0 - 29	5	13	38.5%	52	0	2	24	52.0	4	-9	0	11	-9.0	
09/23/2023	vs USC	L 28 - 42	21	36	58.3%	221	2	1	52	136.5	10	-40	0	4	-24.5	
TOTALS			26	49	53.1%	273	2	3		136.5	14	-49	0		-24.5	

DREW PYNE'S GAME-BY-GAME PASSING STATISTICS - 2024 (MISSOURI)

DATE	OPPONENT	RESULT	PASSING								RUSHING					
			CMP	ATT	COMP%	YDS	TD	INT	LG	YDS/G	ATT	YDS	TD	LG	YDS/G	
8/29/2024	vs Murray St.	W 51 - 0	10	11	90.9%	82	0	0	15	82.0	1	8	0	8	8.0	
09/07/2024	vs Buffalo	W 38 - 0	6	6	100.0%	35	0	0	20	58.5	0	0	0	0	4.0	
10/12/2024	at UMass	W 45 - 3	3	5	60.0%	11	0	0	6	42.7	2	-8	0	0	0.0	
10/19/2024	vs Auburn	W 21 - 17	10	21	47.6%	78	0	0	21	51.5	3	-4	0	2	-1.0	
10/26/2024	at Alabama	L 0 - 34	6	12	50.0%	42	0	3	13	49.6	1	10	0	10	1.2	
11/09/2024	vs Oklahoma	W 30 - 23	14	27	51.9%	143	3	0	33	65.2	8	15	0	10	3.5	
TOTALS			49	82	59.8%	391	3	3		65.2	15	21	0		3.5	

DREW PYNE'S GAME-BY-GAME PASSING STATISTICS - 2025 (BOWLING GREEN)

DATE	OPPONENT	RESULT	PASSING								RUSHING				
			CMP	ATT	COMP%	YDS	TD	INT	LG	YDS/G	ATT	YDS	TD	LG	YDS/G
8/28/2025	vs Lafayette	W 26 - 7	12	18	66.7%	109	0	0	25	109.0	4	-3	0	5	-3.0
TOTALS			12	18	66.7%	109	0	0		109.0	4	-3	0		3.0



JOHN HENDERSON

P



Height: 6-1
Weight: 180
Hometown: Acton, Calif.
High School: Desert Christian HS
Previous School: Antelope Valley College
Year: Senior



- 2025 Ray Guy Award Watch List
- 2024 Ray Guy Award Semifinalist

JOHN HENDERSON FBS CAREER PUNTING

YEAR	GP	NO	YDS.	AVG.	NET	LG	TB	FC	I20	I10	I5	50+	BLK
2024	13	50	2040	40.8	39.40	66	1	21	21	8	4	6	0
2025	1	3	139	46.3	46.30	48	0	0	2	0	2	0	0
Career	14	53	2179	41.1	39.79	66	1	21	23	8	6	6	0

JOHN HENDERSON 2024 PUNTING STATISTICS

DATE	OPP	NO	YDS.	AVG.	OPP. RET.	NET YDS.	AVG	TB	FC	I20	LG	50+	BLK	W/L	SCORE
8/28	Lafayette	3	139	46.3	0	0	139	46.3	0	0	2	48	0	0	W 26-7
TOTALS		50	2040	40.8	9	94	1970	39.40	1	21	21	66	6	0	1-0

JOHN HENDERSON 2024 PUNTING STATISTICS

DATE	OPP	NO	YDS.	AVG.	OPP. RET.	NET YDS.	AVG	TB	FC	I20	LG	50+	BLK	W/L	SCORE
8/29	Fordham	3	133	44.33	0	0	133	44.33	0	2	2	50	1	0	W 41-17
9/7	at Penn State	3	122	40.67	1	-7	129	43.00	0	1	1	48	0	0	L 27-34
9/21	at Texas A&M	4	165	41.25	0	0	165	41.25	0	2	3	47	0	0	L 20-26
9/28	Old Dominion	4	190	47.50	2	12	178	44.50	0	0	2	54	1	0	L 27-30
10/5	at Akron	4	183	45.75	0	0	183	45.75	0	3	1	51	1	0	W 27-20
10/12	NIU	5	185	37.00	0	0	185	37.00	0	5	1	40	0	0	L 7-17
10/19	Kent State	3	126	42.00	0	0	126	42.00	0	3	1	45	0	0	W 27-6
10/26	at Toledo	4	150	37.50	1	1	149	37.25	0	2	2	44	0	0	W 41-26
11/5	at Central Michigan	4	209	52.25	1	5	184	46.00	1	0	1	66	2	0	W 23-13
11/12	Western Michigan	3	87	29.00	1	11	76	25.33	0	0	2	35	0	0	W 31-13
11/23	at Ball State	3	143	47.67	1	0	143	47.67	0	0	3	53	1	0	W 38-13
11/29	Miami (OH)	8	265	33.12	1	12	253	31.63	0	2	2	45	0	0	L 12-28
12/26	vs. Arkansas St.	3	126	42.00	1	60	66	22.00	0	1	0	44	0	0	L 31-38
TOTALS		50	2040	40.8	9	94	1970	39.40	1	21	21	66	6	0	7-6





JACKSON KLEATHER
 PK

Height: 5-10
 Weight: 175
 Hometown: Tipp City, Ohio
 High School: Tippecanoe HS
 Year: Junior
 2025: 4-of-4 FG, 1-of-1 PAT - Long of 56



JACKSON KLEATHER CAREER KICKS BY VENUE & SURFACE													
STADIUM	GP*	FGM	FGA	PCT.	1-19	20-29	30-39	40-49	50+	LG	XPM/A	PTS	
Beaver Stadium	1	2	2	1.000	0-0	0-0	1-1	1-1	0-0	42	3-3	9	
Doyt Perry Stadium	4	4	6	.667	0-0	0-0	3-3	0-1	1-2	56	11-12	23	
InfoCision Stadium	1	2	2	1.000	0-0	0-0	1-1	1-1	0-0	45	3-3	9	
Kyle Field	1	2	3	.667	0-0	1-2	1-1	0-0	0-0	33	2-2	8	
Career	7	10	13	.769	0-0	1-2	6-6	2-3	1-2	56	19-20	49	
Artificial Surface	5	5	8	.625	0-0	0-0	4-4	1-2	1-2	56	14-15	32	
Grass Surface	2	4	5	.800	0-0	1-2	2-2	1-1	0-0	42	5-5	17	

* - games played at PK

JACKSON KLEATHER FBS CAREER PUNTING													
YEAR	GP*	NO	YDS.	AVG.	NET	LG	TB	FC	I20	I10	I5	50+	BLK
2023	10	33	1296	39.27	37.58	63	2	11	13	1	0	1	0
Career	10	33	1296	39.27	37.58	63	2	11	13	1	0	1	0

* - games played at P



ZACH LONG
 PK

Height: 6-3
 Weight: 190
 Hometown: Tampa, Fla.
 High School: Hillsborough HS
 Previous School: Troy
 Year: Graduate (BGSU, '24)



ZACH LONG CAREER KICKS BY VENUE & SURFACE													
STADIUM	GP*	FGM	FGA	PCT.	1-19	20-29	30-39	40-49	50+	LG	XPM/A	PTS	
Doyt Perry Stadium	4	4	6	.667	0-0	1-1	1-1	1-3	1-1	50	8-8	20	
Glass Bowl	1	2	2	1.000	0-0	0-0	1-1	1-1	0-0	47	5-5	11	
Hancock Whitney Stadium	1	1	4	.250	0-0	0-0	1-3	0-1	0-0	38	4-4	7	
Kelly/Shorts Stadium	1	3	4	.750	0-0	0-1	2-2	1-1	0-0	40	2-2	11	
Scheumann Stadium	1	3	3	1.000	0-0	0-0	1-1	2-2	0-0	48	3-3	12	
Career	8	13	19	.684	0-0	1-3	6-8	5-8	1-1	50	22-22	61	
Artificial Surface	8	13	19	.684	0-0	1-3	6-8	5-8	1-1	50	22-22	61	
Grass Surface	0	0	0	.000	0-0	0-0	0-0	0-0	0-0	-	0-0	0	

* - games played at PK

DID YOU KNOW?

- DE **Eriq George** played his father, Eddie George, in the 2017 NFL Network episode of "A Football Life" - Eddie George. Eriq was in multiple scenes depicting Eddie at a young age.
- RB **Chris McMillian** was originally set to attend Mississippi State out of Peach County High School. Following the passing of former head coach Mike Leach, that opportunity with the Bulldogs came to an end. McMillian went on to play two seasons at Northeast Mississippi Community College. Current 49ers wide receiver Demarcus Robinson also attended Peach County High School before being recruited to Florida by current BGSU senior analyst/running backs coach **Brian White**. The long-standing relationship between Coach White and Peach County head coach Chad Campbell played a key role in bringing McMillian to BGSU.
- OT **Tunde Fatukasi** started playing the drums in church when he was six years old. He taught himself to play the drums and has played over the years at churches in the USA and Nigeria. Fatukasi's older brothers Foley (Jaguars) and Olakunle (Chiefs) currently play in the NFL. The Fatukasi family was displaced from their Far Rockaway, N.Y., due to Hurricane Sandy. The family of five lived in a hotel for three months and then a friend's apartment after that while their home was fixed.
- Co-Offensive Coordinator **Greg Nosal** played offensive guard at Virginia Tech and in 2010 received the nickname "Nine-Fingers Nosal" after he lost the tip of his pinkie during a game with Central Michigan. His pinkie got stuck in a facemask on a block and the tip was ripped off. They found it in his glove, put it on ice and Nosal played the rest of the game with his hand taped up. Later in the fourth quarter they stitched it back on his finger.
- Senior analyst/running backs coach Brian White first met DE **David Afogho** when he was in the sixth grade. David's father was Coach White's Uber driver to the airport in Boston as he left to go recruit one trip. The pair got talking and David's dad told Coach White how his son loved football. Coach White built a relationship with the family and gave them tickets to Boston College games. They kept in contact as Coach White followed David's success and recruited him when he reached high school.
- BGSU's band is the second-largest FBS band in the nation with 507 members. JMU has 525. BGSU's band is directed by **Jon Waters** who is an internationally known music educator and band director. As director of marching and athletic bands at The Ohio State University, his innovative use of iPads in creating unprecedented animated marching formations led to worldwide recognition and millions of YouTube hits. In 2014, he delivered a TEDx talk on "Tradition thru Innovation." In January 2022, he directed the The Band Directors Marching Band in the Tournament of Roses Rose Parade. He is set to do this again at this year's Tournament of Roses Rose Bowl Parade. Waters enters his fourth year as the BGSU band director. An Ohio State alum himself, Waters "dotted the i" his senior year and was in the band during BGSU head coach Eddie George's 1995 Heisman season.

2025 HONORS/AWARDS

Arlis Boardingham, Jr., TE

• Athlon Sports preseason fourth-team All-MAC

Tunde Fatukasi, Gr., OL

• Athlon Sports preseason fourth-team All-MAC
• Phil Steele preseason fourth-team All-MAC

RJ Garcia, Sr., WR

• Athlon Sports preseason third-team All-MAC

Eriq George, Jr., DE

• Athlon Sports preseason third-team All-MAC

John Henderson, Sr., P

• Ray Guy Award Preseason Watch List
• HERO Sports Group of 5 Preseason AA (2nd)
• Athlon Sports preseason first-team All-MAC
• Phil Steele preseason first-team All-MAC

Jackson Kleather, Jr., PK

• MAC Special Teams (POW) - Sept. 1

Gideon Lampron, Jr., LB

• Athlon Sports preseason second-team All-MAC
• Phil Steele preseason second-team All-MAC

Darius Lorfils, Sr., S

• Athlon Sports preseason third-team All-MAC

Nate Pabst, Sr., OL

• Athlon Sports preseason third-team All-MAC
• Phil Steele preseason second-team All-MAC

Alex Padgett, Sr., OL

• Athlon Sports preseason first-team All-MAC
• Phil Steele preseason first-team All-MAC

Drew Pyne, Gr., QB

• Wuerffel Trophy Watch List
• Allstate AFCA Good Works Nominee

NATIONAL AWARD WATCH LIST

RAY GUY AWARD

• John Henderson, P



WUERFFEL TROPHY

• Drew Pyne, QB



ALLSTATE AFCA GOOD WORKS NOMINEE

• Drew Pyne, QB



BGSU has the sons of both **Eddie George** and **Derek van der Merwe** on this year's roster — the first time in FBS history that an active football head coach and an active athletics director each have a son on the football team at the same time. **Eriq** (5) and **Ian** (56) both play on the defensive line. Ian walked on to the team in 2023, while Eriq joined the program this summer from Tennessee State. Eddie was the 1995 Heisman Trophy winner out of Ohio State, and Derek was an offensive lineman at Central Michigan from 1991–95.

GAME-BY-GAME NOTABLES

Opponent	Coin Toss	Kickoff/Receive	BGSU 1st Poss.	Game Time (ET)	Game Length	Jersey/Pants	Helmet	Attendance	Result
Lafayette	BGSU	Receive	Punt	6 p.m.	03:36	Brown/Orange	Orange	19,328	W 26-7
at Cincinnati				3:30 p.m.					
Liberty				5 p.m.					
at Louisville				TBA					
at Ohio				TBA					
Toledo				TBA					
Central Michigan				TBA					
at Kent State				TBA					
Buffalo				TBA					
at Eastern Michigan				TBA					
Akron				7 p.m.					
at UMass				TBA					

FALCONS IN THE NFL

Player (Pos.)–Last BGSU Season (Acquired)

Current Team (NFL Draft)

Connor Bazalak (QB)–2024 (UDFA, 2025)

Tampa Bay Buccaneers (Practice)

Tyrone Broden (WR)–2022 (UDFA, 2025)

Seattle Seahawks (Practice)

Karl Brooks (DE)–2022 (NFL Draft, 2023)

Green Bay Packers (6th Rd. (197))

Harold Fannin Jr. (TE)–2024 (NFL Draft, 2025)

Cleveland Brown (3rd Rd. (67))

Scotty Miller (WR)–2018 (Free Agent)

Pittsburgh Steelers (by Buccaneers, 2019 NFL Draft - 6th Rd. (208))

Quintin Morris (TE)–2020 (Free Agent)

Jacksonville Jaguars (Practice)

Jordan Oladokun (CB)–2024 (UDFA, 2025)

Los Angeles Chargers (IR)



CONSECUTIVE GAMES WITH A RECEPTION

Name, Pos.	Streak	'25 Rec.	Career Rec.	Streak Started
Jyrin Johnson, TE	34	1	105	March 3, 2020 (Prairie View A&M)
Brennan Ridley, WR	13	1	51	Aug. 31, 2024 (vs. Morgan State)
Finn Hogan, WR	3	2	49	Nov. 29, 2024 (vs. Miami-OH)
RJ Garcia II, WR	1	2	24	Aug. 28, 2025 (vs. Lafayette)
Reis Stocksdale, WR	1	1	2	Aug. 28, 2025 (vs. Lafayette)
Kaderris Roberts, WR	1	1	27	Aug. 28, 2025 (vs. Lafayette)
Jacob Harris, TE	1	1	3	Aug. 28, 2025 (vs. Lafayette)
Chris McMillian, RB	1	1	1	Aug. 28, 2025 (vs. Lafayette)
Cameron Pettaway, RB	1	1	1	Aug. 28, 2025 (vs. Lafayette)
Blane Cleaver, TE	1	1	1	Aug. 28, 2025 (vs. Lafayette)

100-YARD GAMES

100+Yard Rushing Games						
Name, Pos.	'21	'22	'23	'24	'25	Career
Allen Middleton, WR	*	*	*	1	0	1
Kaderris Roberts, RB	*	0	1	0	0	1

100+Yard Receiving Games						
Name, Pos.	'21	'22	'23	'24	'25	Career
Finn Hogan, WR	*	0	1	0	0	1
Allen Middleton, WR	*	*	*	1	0	1
Brennan Ridley, WR	*	*	*	1	0	1


200/300/400-YARD GAMES

200+Yard Passing Games							
Name	'20	'21	'22	'23	'24	'25	Career
Drew Pyne, QB	0^	0^	5^	1*	0!	0	6

300+Yard Passing Games							
Name	'20	'21	'22	'23	'24	'25	Career
Drew Pyne, QB	0^	0^	1^	0*	0!	0	1

400+Yard Passing Games							
Name	'20	'21	'22	'23	'24	'25	Career
Drew Pyne, QB	0^	0^	0^	0*	0!	0	0

! - while at Missouri
* - while at Arizona State
^ - while at Notre Dame



GAME-OPENING DRIVES

	BOWLING GREEN					OPPONENT				
	Pts	Res	1st Down	Pl-Yds	Time	Pts	Res	1st Down	Pl-Yds	Time
Lafayette	0	Punt	0	3-5	1:24	0	Punt	0	3-3	1:35
Totals	0		0		1:24*	0		0		1:35*

*-average

SECOND-HALF GAME-OPENING DRIVES

	BOWLING GREEN					OPPONENT				
	Pts	Res	1st Down	Pl-Yds	Time	Pts	Res	1st Down	Pl-Yds	Time
Lafayette	3	FG	1	7-27	3:19	0	Punt	0	3-2	1:30
Totals	3		18		2:38*	0		14		2:31*

*-average

STARTING FIELD POSITION

	BG Avg. Start	Opp. Avg. Start	BGSU Advantage
Lafayette	39	21	+18
Totals <small>(per gm avg.)</small>	39	21	+18

PENALTIES

	BG Pen.-Yds.	Opp. Pen.-Yds.	BG Yd Diff
Lafayette	4-37	4-35	+2
Totals <small>(per gm avg.)</small>	4-37	4-35	+2

GOAL-TO-GOAL SITUATIONS

SUMMARY

Totals	Offense	Defense
Goal-to-Go Situations	1	1
Scores	1	1
Total Points	3	7
Touchdowns	0	1
Field Goals	1	-
Fumbles	-	-
Interceptions	-	-
Missed Field Goals	-	-
Lost on Downs	-	-
End of Half/Game	-	-
Ran Out Clock	-	-

GAME-BY-GAME*

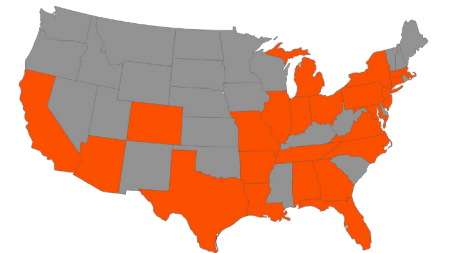
Date	Opponent	Offense	Defense
Aug. 29	Lafayette	Field Goal	TD-Pass

BGSU'S CAREER RECEPTIONS (100+)

Name	Career Catches
1. Freddie Barnes (2006-09)	298
2. Charles Sharon (2002-05)	232
3. Cole Magner (2001-04)	215
Scotty Miller (2015-18)	215
5. Robert Redd (1998-02)	211
6. Ronnie Moore (2013-16)	198
7. Ryan Burbrink (2012-15)	189
8. Mark Szlachcic (1989-92)	182
9. Corey Patridge (2005-08)	181
10. Harold Fannin Jr. (2022-24)	180
11. Stan Hunter (1982-85)	176
12. Kamar Jorden (2010-11)	174
13. Reggie Thornton (1986-89)	158
Roger Lewis (2014-15)	158
15. Steve Sanders (2002-05)	156
16. Kurt Gerling (1998-01)	152
17. Ronald Heard (1986-89)	139
18. Mark Dowdell (1981-84)	138
19. Jeff Groth (1966-68)	136
20. P.J. Pope (2002-05)	133
21. Ronnie Redd (1991-94)	129
Gehrig Dieter (2014-15)	129
23. Quintin Morris (2017-20)	125
24. David Bautista (2000-01)	121
25. Willie Geter (2007-10)	120
26. Ed Jones (1966-68)	119
27. Alex Bayer (2010-13)	115
Shaun Joplin (2011-13)	115
29. Kyle Hockman (1987-89)	110
30. James Hawkins (2001-04)	108
31. Bob Zimpfer (1967-69)	106
32. Shawn Potts (1979-82)	105
33. LeRoy Smith (1989-92)	104
34. Ta'ron Keith (2020-23)	104
35. Odieu Hiliare (2022-23)	103

ROSTER BY STATES

State	No. of Players	% of 107 man roster
Ohio	37	34.6
Florida	10	9.3
Michigan	10	9.3
Georgia	8	7.5
California	7	6.5
Illinois	4	3.7
Indiana	4	3.7
Texas	4	3.7
Maryland	3	2.8
Tennessee	3	2.8
Arizona	2	1.9
Connecticut	2	1.9
New York	2	1.9
Alabama	1	0.9
Arkansas	1	0.9
Colorado	1	0.9
Louisiana	1	0.9
Massachusetts	1	0.9
Missouri	1	0.9
New Jersey	1	0.9
North Carolina	1	0.9
Pennsylvania	1	0.9
Virginia	1	0.9
Ghana	1	0.9



FALCONS AMONG NATIONAL/MAC LEADERS

Category	MAC	NCAA	National Leader	Stat
Rushing Offense	4 - 156	69	BYU	468
Passing Offense	7 - 109	109	Baylor	419
Total Offense	8 - 265	107	Ole Miss	695
Scoring Offense	3 - 26	68	Southern California	73
Rushing Defense	1 - 59	22	BYU	-5
Total Defense	1 - 177	17	BYU	51
Scoring Defense	1 - 7	20	10Tied	0
Net Punting	2 - 46.33	17	UCONN	53
Punt Returns	3 - 9	42	Iowa State	58.50
Kickoff Returns	1 - 76.50	4	Virginia	100
Pass Defense	2 - 118	28	Washington State	33
Sacks	2 - 3.00	25	Air Force/UTEP	6.00
Tackles For Loss	3 - 7.00	31	Southern California	13.0
Sacks Allowed	2 - 2.00	78	32Tied	0.00
Turnover Margin	4 - 0.00	53	Maryland	+6.00
Passing Efficiency	6 - 117.53	84	Air Force	288.40
Pass Efficiency Def.	2 - 100.76	40	San Diego State	51.46
3rd-Down Conv.	4 - 38.5%	70	Texas Tech	87.5%
Opp. 3rd-Down Conv.	4 - 28.6%	46	Wisconsin	0.0%
Red-Zone%	5 - 75%	83	66Tied	100%
Opp. Red-Zone%	9 - 100%	68	21Tied	0.0%

Comp. Per Game	NCAA/MAC	Stat	Comp. %	NCAA/MAC	Stat
Drew Pyne	95/	12	Drew Pyne	49/3	66.7%
Passing Yards Per Game			Total Offense		
Drew Pyne	109/7	109	Drew Pyne	149/11	106
Rushing Yards Per Game			Rushing Touchdowns		
Kaderris Roberts	108/9	66.0	-	-	-
Receptions Per Game			Receiving Yards Per Game		
RJ Garcia II	-	2.0	RJ Garcia II	-	32
All-Purpose Yards Per Game			Receiving Yards		
Cameron Pettaway	11/1	181.00	RJ Garcia II	-	32
Tackles Per Game			Sacks Per Game		
Gideon Lampron	66/6	5.00	Myles Bradley	32/3	1.00
Kal-El Pascal	66/6	5.00			
Dorian Pringle	66/6	5.00			
Combined Kick Return Yards			Punt Return Average		
Cameron Pettaway	3/1	153	Brennan Ridley	-	9



Dorian Pringle is No. 1 in the MAC and No. 4 in the nation with 3.0 tackles for loss. He recorded a career-high 3.0 in his first collegiate start against Lafayette in Week No. 1.

»2025 STATISTICS

TEAM STATISTICS

	BGSU	OPP
SCORING	26	7
Points per game	26.0	7.0
Points Of Turnovers	0	0
FIRST DOWNS	17	11
Rushing	12	4
Passing	4	5
Penalty	1	2
RUSHING YARDAGE	156	59
Yards gained rushing	170	85
Yards lost rushing	14	26
Rushing attempts	44	30
Average per rush	3.5	2.0
Average per game	156.0	59.0
TDs Rushing	1	0
PASSING YARDAGE	109	118
Comp-Att-Int	12-18-0	15-28-0
Average per pass	6.1	4.2
Average per catch	9.1	7.9
Average per game	109.0	118.0
TDs Passing	0	1
TOTAL OFFENSE	265	177
Total plays	62	58
Average per play	4.3	3.1
Average per game	265.0	177.0
KICK RETURNS: #-YARDS	2-153	3-67
PUNT RETURNS: #-YARDS	1-9	0-0
INT RETURNS: #-YARDS	0-0	0-0
KICK RETURN AVERAGE	76.5	22.3
PUNT RETURN AVERAGE	9.0	0.0
INT RETURN AVERAGE	0.0	0.0
FUMBLES-LOST	0-0	0-0
PENALTIES-YARDS	4-37	4-35
Average per game	37.0	35.0
PUNTS-YARDS	3-139	7-291
Average per punt	46.3	41.6
Net punt average	46.3	40.3
KICKOFFS-YARDS	7-439	2-125
Average per kick	62.7	62.5
Net kick average	38.9	-14.0
Time of possession / game	32:20	27:40
3rd-down conversion	5/13	4/14
3rd-down pct	38%	29%
4TH-DOWN CONVERSION	0/1	1/3
4th-down pct	0%	33%
SACKS BY-YARDS	3-18	2-9
MISC YARDS	0	0
TOUCHDOWNS SCORED	2	1
FIELD GOALS - ATTEMPTS	4-4	0-0
ON-SIDE KICKS	0-0	0-0
RED-ZONE SCORES	(3-4) 75%	(1-1) 100%
RED-ZONE TOUCHDOWNS	(1-4) 25%	(1-1) 100%
PAT-ATTEMPTS	(2-2) 100%	(1-1) 100%
2-POINT CONVERSION-ATTEMPTS	(0-0) 0%	(0-0) 0%
ATTENDANCE	19328	0
Games / Avg per game	1/19328	0/0
Neutral site games	-	0/0

SCORE BY QUARTERS	1st	2nd	3rd	4th	OT	Total
Bowling Green	7	10	6	3	0	26
Opponents	0	0	7	0	0	7

RUSHING

	GP	ATT	GAIN	LOSS	NET	AVG	TD	LONG	AVG/G
Kaderris Roberts	1	12	68	2	66	5.5	0	14	66.0
Chris McMillian	1	14	46	1	45	3.2	0	14	45.0
Cameron Pettaway	1	8	35	0	35	4.4	0	12	35.0
Mar'Kel Porter	1	2	10	0	10	5.0	1	6	10.0
Nakai Amachree	1	3	5	0	5	1.7	0	2	5.0
Drew Pyne	1	4	6	9	-3	-0.8	0	5	-3.0
Team	1	1	0	2	-2	-2.0	0	0	-2.0
Total	1	44	170	14	156	3.5	1	14	156.0
Opponents	1	30	85	26	59	2.0	0	9	59.0

RECEIVING

	G	NO.	YDS	AVG	TD	LONG	YPG
Finn Hogan	1	2	20	10.0	0	10	20.0
RJ Garcia II	1	2	32	16.0	0	25	32.0
Jyrin Johnson	1	1	22	22.0	0	22	22.0
Kaderris Roberts	1	1	6	6.0	0	6	6.0
Reis Stocksdale	1	1	17	17.0	0	17	17.0
Blane Cleaver	1	1	0	0.0	0	0	0.0
Jacob Harris	1	1	6	6.0	0	6	6.0
Cameron Pettaway	1	1	-7	-7.0	0	0	-7.0
Brennan Ridley	1	1	8	8.0	0	8	8.0
Chris McMillian	1	1	5	5.0	0	5	5.0
Total	1	12	109	9.1	0	25	109.0
Opponents	1	15	118	7.9	1	22	118.0

PASSING

	G	EFFIC	CMP-ATT-INT	PCT	YDS	TD	LNG	AVG/G
Drew Pyne	1	117.5	12-18-0	66.7	109	0	25	109.0
Total	1	117.5	12-18-0	66.7	109	0	25	109.0
Opponents	1	100.8	15-28-0	53.6	118	1	22	118.0

TOTAL OFFENSE

	G	PLAYS	RUSH	PASS	TOTAL	AVG/G
Drew Pyne	1	22	-3	109	106	106.0
Kaderris Roberts	1	12	66	0	66	66.0
Chris McMillian	1	14	45	0	45	45.0
Cameron Pettaway	1	8	35	0	35	35.0
Mar'Kel Porter	1	2	10	0	10	10.0
Nakai Amachree	1	3	5	0	5	5.0
Team	1	0	-2	0	-2	-2.0
Total	1	62	156	109	265	265.0
Opponents	1	58	59	118	177	177.0

PUNTING

	NO.	YDS	AVG	LONG	TB	FC	I20	50+
John Henderson	3	139	46.3	48	0	0	2	0
Total	3	139	46.3	48	0	0	2	0
Opponents	7	291	41.6	57	0	3	1	1

»INDIVIDUAL STATISTICS

INTERCEPTIONS

	NO.	YDS	AVG	TD	LONG
--	-----	-----	-----	----	------

KO RETURNS

	NO.	YDS	AVG	TD	LONG
Cameron Pettaway	2	153	76.5	1	98
Total	2	153	76.5	1	98
Opponents	3	67	22.3	0	31

PUNT RETURNS

	NO.	YDS	AVG	TD	LONG
Brennan Ridley	1	9	9.0	0	9
Total	1	9	9.0	0	9
Opponents	0	0	0.0	0	0

FUMBLE RETURNS

	NO.	YDS	AVG	TD	LONG
--	-----	-----	-----	----	------

ALL PURPOSE

	G	RUSH	REC	PR	KOR	INT.	TOT	AVG/G
Cameron Pettaway	1	35	-7	0	153	0	181	181.0
Kaderris Roberts	1	66	6	0	0	0	72	72.0
Chris McMillian	1	45	5	0	0	0	50	50.0
RJ Garcia II	1	0	32	0	0	0	32	32.0
Jyrin Johnson	1	0	22	0	0	0	22	22.0
Finn Hogan	1	0	20	0	0	0	20	20.0
Reis Stocksdaile	1	0	17	0	0	0	17	17.0
Brennan Ridley	1	0	8	9	0	0	17	17.0
Mar'Kel Porter	1	10	0	0	0	0	10	10.0
Jacob Harris	1	0	6	0	0	0	6	6.0
Nakai Amachree	1	5	0	0	0	0	5	5.0
Drew Pyne	1	-3	0	0	0	0	-3	-3.0
Team	1	-2	0	0	0	0	-2	-2.0
Total	1	156	109	9	153	0	427	427.0
Opponents	1	59	118	0	67	0	244	244.0

SCORING

	----- PATS -----								
	TD	FGS	AKICK	RUSH	RCV	PASS	DXP	SAF	POINTS
Jackson Kleather	-	4-4	2-2	-	-	-	-	-	14
Mar'Kel Porter	1	-	-	-	-	-	-	-	6
Cameron Pettaway	1	-	-	-	-	-	-	-	6
Total	2	4-4	2-2	0	0	0	0	0	26
Opponents	1	0-0	1-1	0	0	0	0	0	7

FIELD GOALS

	FGM-FGA	Pct	01-19	20-29	30-39	40-49	50-99	Lg	Blk
Jackson Kleather	4-4	100.0	0-0	0-0	3-3	0-0	1-1	56	0
Opponents	0-0	0.0	0-0	0-0	0-0	0-0	0-0	0	0

FG SEQUENCE	BGSU	OPPONENTS
Lafayette	(30),(56),(39),(35)	

Numbers in (parentheses) indicate field goal was made.

»DEFENSIVE STATISTICS

	G	SOLO	AST.	TOTAL	TFL-YDS	QBS/YD.	INT-YDS	PBU	QBH	FR	FF	BLK	SAF
GIDEON LAMPRON	1	5	4	9	1-4	0.5-3
DORIAN PRINGLE	1	5	4	9	3-7	0.5-3
KALEL PASCAL	1	5	3	8
MJ CANNON	1	1	6	7	0.5-1
DARIUS LORFILS	1	2	2	4
KEY'ON WASHINGTON	1	4	.	4
EVAN BRANCH-HAYNES	1	1	2	3
DAVID AFOGHO	1	2	1	3	0.5-2	0.5-2
DIERRE KELLY	1	.	2	2	0.5-3	0.5-3
JUSTIN EKLUND	1	1	1	2
ISAIAH THOMISON	1	.	2	2	0.5-0
VICTOR VAZQUEZ	1	1	.	1
JALEN MCCLENDON		1	1	.	1	.	.	.	1
MYLES BRADLEY	1	1	.	1	1-7	1-7
BAM BOOKER	1	.	1	1
JOSIRA ANDREWS	1	1	.	1
PIERCE ST GEME	1	1	.	1
ERIQ GEORGE	1	1
TOTALS	1	31	28	59	7-24	3-18	0-0	1	1	0-0	0	0	0
OPPONENTS	1	35	40	75	5-12	2-9	0-0	2	0	0-0	0	0	0

»OFFENSIVE LINE BY SNAPS

PLAYER	LC	CIN	LIB	LOU	OU	TOL	CMU	KENT	BUF	EMU	UMASS	TOTAL
TUNDE FATUKASI												
LT	61											
TOTAL	61											61
NATE PABST												
RT	42											
RG	19											
TOTAL	61											61
ALEX PADGETT												
C	52											
TOTAL	52											52
JAKE BURNS												
LG	47											
TOTAL	47											47
ANDREW KILFOYL												
RG	42											
TOTAL	42											42
JAMESTHOMAS JR.	21											
RT	21											
TOTAL	21											21
ALEXIS SANCHEZ												
LG	16											
TOTAL	16											16
BRODY BOLYN												
C	2											
TOTAL	2											2

»GAME-BY-GAME STARTERS

OFFENSE

Game	WR	LT	LG	C	RG	RT	TB	QB	TE	TE	WR
Lafayette	Hogan	Fatukasi	Burns	Padgett	Kilfoyl	Pabst	McMillian	Pyne	Cleaver	Harris	Garcia II

DEFENSE

Game	NG	DT	DE	BUCK	MLB	WLB	CB	CB	SS	FS	CB
Lafayette	Branch-Haynes	Booker	George	Afogho	Pringle	Lampron	Washington	McClendon	Lorfilis	Pascal	Cannon

STATISTICAL LEADERS

Game	Rushing (Att.-Yds-TD)	Passing (C-A-I-Y-TD)	Receiving (Rec.-Yds.-TD)	Tackles Total (S-A-T)
Lafayette	Roberts (12-68-0)	Pyne (12-18-0-109-0)	Garcia II (2-32-0)	Lampron (5-4-9) Pringle (5-4-9)
at Cincinnati				
Liberty				
at Louisville				
at Ohio				
Toledo				
Central Michigan				
at Kent State				
Buffalo				
at Eastern Michigan				
Akron				
at UMass				

DRIVE ANALYSIS

	BGSU	Opp.
Total Drives Started	10	11
Times Started Inside Own 20	0	3
Drives Started in Opp. Territory	3	0
Avg. Starting Field Position	own 39	own 21
“Three & Out”	2	4

TURNOVER SUMMARY

	BGSU	Opp.
Turnovers Gained	0	0
...led to touchdown	0	0
...led to field goal	0	0
...led to punt	0	0
...other (end of game/half, downs, turnover, missed FG, etc.)	0	0

»FIRST AND THIRD DOWN

WHAT HAPPENS ON 1ST DOWN											
Team	Plays	Yards	Avg.	Rush	Yards	Avg.	Pct.	Pass	Yards	Avg.	Pct.
BGSU	23	111	4.8	19	77	4.1	69.4	7	34	4.9	30.6
Opponents	19	50	2.6	16	32	2.0	64.0	6	18	3.0	36.0

3RD DOWN CONVERSIONS																	
3rd down and ...	1	2	3	4	5	6	7	8	9	10	11	12	13	14	15+	Total	Pct.
BGSU	3-3	1-1	0-0	0-2	0-3	0-1	0-0	0-3	1-1	0-0	0-0	0-0	0-0	0-0	0-0	5-14	.357
Opponent	1-1	1-2	0-1	0-2	1-1	0-0	0-1	1-2	0-1	0-1	0-0	0-1	0-1	0-0	0-0	4-14	.286
3rd down and ...	1	2	3	4	5	6	7	8	9	10	11	12	13	14	15+		
BGSU	100	100	0	0	0	0	0	0	100	0	0	0	0	0	0		
Opponent%	100	50	0	0	100	0	0	50	0	0	0	0	0	0	0		

Bowling Green Game-by-Game																	
3rd down and ...	1	2	3	4	5	6	7	8	9	10	11	12	13	14	15+	Total	Pct.
Lafayette	3-3	1-1	0-0	0-2	0-3	0-1	0-0	0-3	1-1	0-0	0-0	0-0	0-0	0-0	0-0	5-14	.357

Opponent Game-by-Game																	
3rd down and ...	1	2	3	4	5	6	7	8	9	10	11	12	13	14	15+	Total	Pct.
Lafayette	1-1	1-2	0-1	0-2	1-1	0-0	0-1	1-2	0-1	0-1	0-0	0-1	0-1	0-0	0-0	4-14	.286

»SEASON ANALYSIS

PLAYS PER DRIVE

Bowling Green			
Opponent	Off. Plays	Drives	Avg.
Lafayette	58	10	5.8
Total	58	10	5.8

Opponent

Opponent	Off. Plays	Drives	Avg.
Fordham	62	11	5.64
Total	62	11	5.64

OFFENSIVE TD BREAKDOWN

YARDS	No. of TD	No. of TD Drives
1-10	1	1
11-20	-	-
21-30	-	-
31-40	-	-
41-50	-	-
51-60	-	-
61-70	-	-
71-80	-	-
81-90	-	-
91-99	-	-
POSS. TIME	TD Drives	Plays on TD Drive
0:01-0:30	-	1:0
0:31-1:00	-	2:0
1:01-1:30	-	3:0
1:31-2:00	1	4:1
2:01-3:00	-	5:0
3:01-4:00	-	6:0
4:01-5:00	-	7:0
5:01-6:00	-	8:0
6:01-7:00	-	9:0
7:01+	-	10:0
OT	-	11+:0

TAKEAWAYS & TURNOVERS

Bowling Green Takeaways				
Opponent	Takeaway	Qtr	Yd.-Line	Result
Totals	0 Takeaways			

Bowling Green Turnovers

Opponent	Takeaway	Qtr	Yd.-Line	Result
Totals	0 Turnovers			

First Half Takeaways	-	First Half Turnovers	-
First Quarter	-	First Quarter	-
Second Quarter	-	Second Quarter	-
Second Half Takeaways	-	Second Half Turnovers	-
Third Quarter	-	Third Quarter	-
Fourth Quarter	-	Fourth Quarter	-
Total Takeaways	-	Total Turnovers	-
INT	-	INT	-
FR	-	FR	-

TOP DRIVES

PLAYS	GAME	RESULT	YARDS	GAME	RESULT	TIME	GAME	RESULT
1. 17	Lafayette	FG	1. 53	Lafayette	FG	1. 9:08	Lafayette	FG
2. 10	Lafayette	Downs	2. 51	Lafayette	FG	2. 4:58	Lafayette	Downs
3. 8	Lafayette	FG	3. 45	Lafayette	TD	3. 3:34	Lafayette	FG
4. 7	Lafayette	FG	4. 40	Lafayette	Downs	4. 3:19	Lafayette	FG
5. 6	Lafayette	TD	5. 27	Lafayette	FG	5. 2:04	Lafayette	Punt

Total TD Drive Time: 1:37 / 97 seconds
 Total Offensive TD: 1
 Avg. TD Time: 1:37
 Shortest TD Drive, Yards: 45 (Lafayette, Porter 4-yd TD Rush, 6 plays, 1:37)
 Longest TD Drive, Yards: 45 (Lafayette, Porter 4-yd TD Rush, 6 plays, 1:37)

Shortest TD Drive Time: 1:37 (Lafayette, Porter 4-yd TD Rush, 6 plays, 45 yards)
 Longest TD Drive Time: 1:37 (Lafayette, Porter 4-yd TD Rush, 6 plays, 45 yards)
 Most Plays on TD Drive: 6 (Lafayette, Porter 4-yd TD Rush, 6 plays, 1:37, 45 yards)
 Fewest Plays on TD Drive: 6 (Lafayette, Porter 4-yd TD Rush, 6 plays, 1:37, 45 yards)

»SCORING DRIVES

BOWLING GREEN SCORING CHARTS

- Total Scoring Drives: 5
- Other Scores: 1 kick return for aTD

Qtr.	Opp.	Scoring Play	Plays	Yards	TOP
1	LC	30-yard field goal by Kleather	17	51	9:08
2	LC	4-yard run by Porter	6	45	1:37
3	LC	56-yard field goal by Kleather	7	27	3:19
3	LC	39-yard field goal by Kleather	5	21	2:20
4	LC	35-yard field goal by Kleather	8	53	3:34

OPPONENT SCORING CHARTS

- Total Scoring Drives: 1
- Other Scores: N/A

Qtr.	Opp.	Scoring Play	Plays	Yards	TOP
3	LC	DeNobile 5-yard pass to Steward	14	75	6:32

»LONG PLAYS OF 20+ YARDS

20-Yard Plus Plays			
Yds	Type	Player(s)	Opponent
98*	KR	Cameron Pettaway	Lafayette
55	KR	Cameron Pettaway	Lafayette
25	Pass	RJ Garcia II from Drew Pyne	Lafayette
22	Pass	Jyrin Johnson from Drew Pyne	Lafayette

* touchdown scored on play

Long Plays By the Numbers		
Long Plays By Yards	No.	TD
100+	0	0
90-99	1	1
80-89	0	0
70-79	0	0
60-69	0	0
50-59	1	0
40-49	0	0
30-39	0	0
20-29	2	0

Long Plays By Type	No.	TD
Rushing	0	0
Passing	2	0
Punt Returns	0	0
Kick Returns	2	1
Interceptions	0	0
Fumble Returns	0	0
Other	0	0
Total	4	1

20-Yard Plus By Player								
Player	No.	TD	R	P	KR	PR	IR	FR
Cameron Pettaway	2	1	0	0	1	0	0	0
Jyrin Johnson	1	0	0	1	0	0	0	0
RJ Garcia	1	0	0	1	0	0	0	0
TOTAL	4	1	0	2	2	0	0	0

LONGEST PLAYS OF THE YEAR

Rushing
14 Kaderris Roberts vs. Lafayette (8/28/25)
Chris McMillian vs. Lafayette (8/28/25)

Rushing Touchdown
4 Mar’kel Porter vs. vs. Lafayette (8/28/25)

Passing
25 RJ Garcia II from Drew Pyne
vs. Lafayette (8/28/25)

Passing Touchdown
None

Punt Return
9 Brennan Ridley vs. Lafayette (8/28/25)

Kick Return
98 Cameron Pettaway vs. Lafayette (8/28/25)

Interception Return
None

Fumble Return
None

Punt
48 John Henderson vs. Lafayette (8/28/25)

Field Goal
56 Jackson Kleather vs. Lafayette (8/28/25)

»FIRST DOWNS GAINED

PLAYER	RUSH	REC.	TOTAL	3RD DOWN CONVERSION	4TH DOWN CONVERSION
KADERRIS ROBERTS	5	0	5	0	0
CHRIS MCMILLIAN	3	0	3	2	0
CAMERON PETTAWAY	2	0	2	1	0
FINN HOGAN	0	1	1	0	0
REIS STOCKSDALE	0	1	1	0	0
JYRIN JOHNSON	0	1	1	1	0
RJ GARCIA II	0	1	1	0	0
MAR'KEL PORTER	1	0	1	1	0
TOTALS	11	4	15	5	0

»THIRD-DOWN STOPS

Third-down stops are defined as preventing the opposing team from reaching the first-down marker—whether by tackle, pass breakup, interception, or quarterback hurry—regardless of whether a first down is later gained on fourth down.

PLAYER	TOTAL	LC	CIN	LIB	LOU	OU	TOL	CMU	KENT	BUF	EMU	UMASS
MJ CANNON	2	2										
GIDEON LAMPRON	2	2										
KEY'ON WASHINGTON	1	1										
DORIAN PRINGLE	1	1										
EVAN BRANCH-HAYNES	1	1										
JALEN MCCLENDON	1	1										
MYLES BRADLEY	1	1										



LB • GIDEON LAMPRON

»GAME-BY-GAME PASSING

#9 DREW PYNE	COMP	ATT	INT	PCT	YARDS	TD	LONG	SACKED	EFFIC.
LAFAYETTE	12	18	0	66.7	109	0	25	2-9	117.5
TOTALS	12	18	0	66.7	109	0	25	2-9	117.5

»GAME-BY-GAME RUSHING

PLAYER	NO-YDS/TD	LAF	CIN	LIB	LOU	OU	UT	CMU	KSU	BUF	EMU	AKR	UMASS
CHRIS MCMILLIAN	14-45/0	14-45/0											
KADERRIS ROBERTS	12-66/0	12-66/0											
CAMERON PETTAWAY	8-35/0	8-35/0											
DREW PYNE	4--3/0	4--3/0											
NAKAI AMACHREE	3-5/0	3-5/0											
MAR'KEL PORTER	2-10/1	2-10/1											

»GAME-BY-GAME RECEIVING

PLAYER	NO-YDS/TD	LAF	CIN	LIB	LOU	OU	UT	CMU	KSU	BUF	EMU	AKR	UMASS
RJ GARCIA II	2-32/0	2-32/0											
FINN HOGAN	2-20/0	2-20/0											
JYRIN JOHNSON	1-22/0	1-22/0											
REIS STOCKSDALE	1-17/0	1-17/0											
BRENNAN RIDLEY	1-8/0	1-8/0											
KADERRIS ROBERTS	1-6/0	1-6/0											
JACOB HARRIS	1-6/0	1-6/0											
CHRIS MCMILLIAN	1-5/0	1-5/0											
BLANE CLEAVER	1-0/0	1-0/0											
CAMERON PETTAWAY	1--7/0	1--7/0											

»GAME-BY-GAME ALL-PURPOSE

PLAYER	NO-YDS/TD	LAF	CIN	LIB	LOU	OU	UT	CMU	KSU	BUF	EMU	AKR	UMASS
CAMERON PETTAWAY	181	181											
KADERRIS ROBERTS	72	72											
CHRIS MCMILLIAN	50	50											
RJ GARCIA II	32	32											
JYRIN JOHNSON	22	22											
FINN HOGAN	20	20											
BRENNAN RIDLEY	17	17											
REIS STOCKSDALE	17	17											
MAR'KEL PORTER	10	10											
JACOB HARRIS	6	6											
NAKAI AMACHREE	5	5											
DREW PYNE	-3	-3											

»GAME-BY-GAME TACKLES

PLAYER	UA-A	TOTAL	LAF	CIN	LIB	LOU	OU	UT	CMU	KSU	BUF	EMU	AKR	UMASS
DORIAN PRINGLE	5-4	9	5-4											
GIDEON LAMPRON	5-4	9	5-4											
KALEL PASCAL	5-3	8	5-3											
MJ CANNON	1-6	7	1-6											
KEY'ON WASHINGTON	4-0	4	4-0											
DARIUS LORFILS	2-2	4	2-2											
DAVID AFOGHO	2-1	3	2-1											
EVAN BRANCH-HAYNES	1-2	3	1-2											
JUSTIN EKLUND	1-1	2	1-1											
ISAIAH THOMISON	0-2	2	0-2											
DIERRE KELLY	0-2	2	0-2											
VICTOR VAZQUEZ	1-0	1	1-0											
JALEN MCCLENDON	1-0	1	1-0											
MYLES BRADLEY	1-0	1	1-0											
JOSIRA ANDREWS	1-0	1	1-0											
PIERCE ST GEME	1-0	1	1-0											
BAM BOOKER	0-1	1	0-1											

»SPECIAL TEAM STACKLES

PLAYER	TOTAL	KO	PUNT	PLAYER	KICK RETURN	PLAYER	PUNT RETURN
JOSIRA ANDREWS	1	1	0	JOSIRA ANDREWS	1		
DARIUS LORFILS	1	1	0	DARIUS LORFILS	1		
PIERCE ST GEME	1	1	0	PIERCE ST GEME	1		
TOTALS	3	3	0				

»GAME-BY-GAMETACKLES FOR LOSS

PLAYER	UA-A	TOTAL	LAF	CIN	LIB	LOU	OU	UT	CMU	KSU	BUF	EMU	AKR	UMASS
DORIAN PRINGLE	2-2	3.0	3.0	7										
MYLES BRADLEY	1-0	1.0	1.0	7										
GIDEON LAMPRON	0-2	1.0	1.0	4										
MJ CANNON	0-1	0.5	0.5	1										
DAVID AFOGHO	0-1	0.5	0.5	2										
ISAIAH THOMISON	0-1	0.5	0.5	0										
DIERRE KELLY	0-1	0.5	0.5	3										

»GAME-BY-GAME SACKS

PLAYER	UA-A	TOTAL	LAF	CIN	LIB	LOU	OU	UT	CMU	KSU	BUF	EMU	AKR	UMASS
MYLES BRADLEY	1-0	1	1	7										
DORIAN PRINGLE	0-1	0.5	0.5	3										
GIDEON LAMPRON	0-1	0.5	0.5	3										
DAVID AFOGHO	0-1	0.5	0.5	2										
DIERRE KELLY	0-1	0.5	0.5	3										

»GAME-BY-GAME PUNT RETURNS

PLAYER	NO-YDS/TD	LAF	CIN	LIB	LOU	OU	UT	CMU	KSU	BUF	EMU	AKR	UMASS
BRENNAN RIDLEY	1-9	1	9										

»GAME-BY-GAME KICK RETURNS

PLAYER	NO-YDS/TD	LAF	CIN	LIB	LOU	OU	UT	CMU	KSU	BUF	EMU	AKR	UMASS
CAMERON PETTAWAY	2-153	2	153										

»GAME-BY-GAME INTERCEPTION RETURNS

PLAYER	NO-YDS/TD	LAF	CIN	LIB	LOU	OU	UT	CMU	KSU	BUF	EMU	AKR	UMASS
--------	-----------	-----	-----	-----	-----	----	----	-----	-----	-----	-----	-----	-------

»GAME-BY-GAME FUMBLE RETURNS

PLAYER	NO-YDS/TD	LAF	CIN	LIB	LOU	OU	UT	CMU	KSU	BUF	EMU	AKR	UMASS
--------	-----------	-----	-----	-----	-----	----	----	-----	-----	-----	-----	-----	-------

»GAME-BY-GAME FUMBLES

PLAYER	NO.-LOST	LAF	CIN	LIB	LOU	OU	UT	CMU	KSU	BUF	EMU	AKR	UMASS
--------	----------	-----	-----	-----	-----	----	----	-----	-----	-----	-----	-----	-------

»GAME-BY-GAME FUMBLES FORCED

PLAYER	NUMBER	LAF	CIN	LIB	LOU	OU	UT	CMU	KSU	BUF	EMU	AKR	UMASS
--------	--------	-----	-----	-----	-----	----	----	-----	-----	-----	-----	-----	-------

»GAME-BY-GAME FUMBLES RECOVERED

PLAYER	NO-YDS/TD	LAF	CIN	LIB	LOU	OU	UT	CMU	KSU	BUF	EMU	AKR	UMASS
--------	-----------	-----	-----	-----	-----	----	----	-----	-----	-----	-----	-----	-------

»BOWLING GREEN GAME-BY-GAME

DATE	OPPONENT	--RUSHING--				--RECEIVING--				-----PASSING-----				--KICK RET--			--PUNT RET--				TOT			
		NO	YDS	TD	LG	NO	YDS	TD	LG	CMP	ATT	INT	YDS	TD	LG	NO	YDS	TD	LG	NO	YDS	TD	LG	OFF
08/28/2025	Lafayette	44	156	1	14	12	109	0	25	12-18-0			109	0	25	2	153	1	98	1	9	0	9	265
	Bowling Green	44	156	1	14	12	109	0	25	12-18-0			109	0	25	2	153	1	98	1	9	0	9	265
	Opponents	30	59	0	9	15	118	1	22	15-28-0			118	1	22	3	67	0	31	0	0	0	0	177

Games: 1 Avg/rush: 3.5 Avg/catch: 9.1 Pass effic: 117.5 KR avg: 76.5 PR avg: 9.0 All purpose avg/game: 427.0 Total offense avg/gm: 265.0

DATE	OPPONENT	-----TACKLES-----				---SACKS---		---FUMBLE---		-----BLKD-----				---KICKS---XPTS---				---OFF---	
		SOLO	AST	TOTAL	TFL-YDS	NO-YDS	FF	FR-YDS	INT-YDS	QBH	BRK	KICK	ATT-MAD	RUN	RCV	SAF	T/OPTS		
08/28/2025	Lafayette	31	28	59	7.0-24	3-18	0	0-0	0-0	1	1	0	2-2	0	0	0	0	0	26
	Bowling Green	31	28	59	7.0-24	3-18	0	0-0	0-0	1	1	0	2-2	0	0	0	0	26	
	Opponents	35	40	75	5.0-12	2-9	0	0-0	0-0	0	2	0	1-1	0	0	0	0	7	

DATE	OPPONENT	-----PUNTING-----								---FIELD GOALS---				---KICKOFFS---			
		NO	YDS	AVG	LONG	BLKD	TB	FC	50+	I20	ATT-MADE	LG	BLKD	NO	YDS	AVG	TB OB
08/28/2025	Lafayette	3	139	46.3	48	0	0	0	0	2	4-4	56	0	7	439	62.7	3 0
	Bowling Green	3	139	46.3	48	0	0	0	0	2	4-4	56	0	7	439	62.7	3 0
	Opponents	7	291	41.6	57	0	0	3	1	1	0-0	0	0	2	125	62.5	0 0

»OPPONENT GAME-BY-GAME

DATE	OPPONENT	--RUSHING--				--RECEIVING--				-----PASSING-----				--KICK RET--			--PUNT RET--				TOT			
		NO	YDS	TD	LG	NO	YDS	TD	LG	CMP	ATT	INT	YDS	TD	LG	NO	YDS	TD	LG	NO	YDS	TD	LG	OFF
08/28/2025	Lafayette	30	59	0	9	15	118	1	22	15-28-0			118	1	22	3	67	0	31	0	0	0	0	177
	Opponents	30	59	0	9	15	118	1	22	15-28-0			118	1	22	3	67	0	31	0	0	0	0	177
	Bowling Green	44	156	1	14	12	109	0	25	12-18-0			109	0	25	2	153	1	98	1	9	0	9	265

Games: 1 Avg/rush: 2.0 Avg/catch: 7.9 Pass effic: 100.8 KR avg: 22.3 PR avg: 0.0 All purpose avg/game: 244.0 Total offense avg/gm: 177.0

DATE	OPPONENT	-----TACKLES-----				--SACKS--		--FUMBLE--		QBH	BRK	BLKD		--KICKS--XPTS--				OFF	
		SOLO	AST	TOTAL	TFL-YDS	NO-YDS	FF	FR-YDS	INT-YDS			KICK	ATT-MAD	RUN	RCV	SAF	T/OPTS		
08/28/2025	Lafayette	35	40	75	5.0-12	2-9	0	0-0	0-0	0	2	0	1-1	0	0	0	0	0	7
	Opponents	35	40	75	5.0-12	2-9	0	0-0	0-0	0	2	0	1-1	0	0	0	0	0	7
	Bowling Green	31	28	59	7.0-24	3-18	0	0-0	0-0	1	1	0	2-2	0	0	0	0	0	26

DATE	OPPONENT	-----PUNTING-----								--FIELD GOALS--				-----KICKOFFS-----			
		NO	YDS	AVG	LONG	BLKD	TB	FC	50+	I20	ATT-MADE	LG	BLKD	NO	YDS	AVG	TB OB
08/28/2025	Lafayette	7	291	41.6	57	0	0	3	1	1	0-0	0	0	2	125	62.5	0 0
	Opponents	7	291	41.6	57	0	0	3	1	1	0-0	0	0	2	125	62.5	0 0
	Bowling Green	3	139	46.3	48	0	0	0	0	2	4-4	56	0	7	439	62.7	3 0

»GAME-BY-GAME COMPARISON

Opponent	Score	First Downs				Rushing Number-Yards	Passing		Total Offense Plays-Yards	Return Yards	Turnovers
		Total	Rush	Pass	Pen		Comp-Att-Int	Yards			
Lafayette	26-7	17 / 11	12 / 4	4 / 5	1 / 2	44-156 / 30-59	12-18-0 / 15-28-0	109 / 118	62-265 / 58-177	162 / 67	0 / 0
Totals	26-7	17 / 11	12 / 4	4 / 5	1 / 2	44-156 / 30-59	12-18-0 / 15-28-0	109 / 118	62-265 / 58-177	162 / 67	0 / 0

Opponent	3rd Down	4th Down	Time of Possession	TOP Margin	Avg. Yds./Rush	Avg Yds./Pass	Avg Yds./Play	Punting Number-Avg.	Penalties		Sacks
	Conversions	Conversions							Number-Yards	Yards	
Lafayette	5-13 / 4-14	0-1 / 1-3	32:20 / 27:40	04:40	3.5 / 2.0	6.1 / 4.2	4.3 / 3.1	3-46.3 / 7-41.6	4-37.0 / 4-35.0		3 / 2
Totals	5-13 / 4-14	0-1 / 1-3	32:20 / 27:40	04:40	3.5 / 2.0	6.1 / 4.2	4.3 / 3.1	3-46.3 / 7-41.6	4-37.0 / 4-35.0		3 / 2

Note: Game totals are displayed in the formatTEAM/OPPONENT for each category

»BY QUARTER STATISTICS

3RD-DOWN CONVERSIONS

Date	Opponent	Score	Overall		1st Qtr		2nd Qtr		3rd Qtr		4th Qtr		Overtime	
08/28/2025	Lafayette	W 26-7	5-13	38.5	3-4	75.0	1-4	25.0	1-3	33.3	0-2	0.0	0-0	0.0
	Bowling Green		5-13	38.5	3-4	75.0	1-4	25.0	1-3	33.3	0-2	0.0	0-0	0.0
	Opponents		4-14	28.6	1-3	33.3	0-3	0.0	1-3	33.3	2-5	40.0	0-0	0.0

4TH-DOWN CONVERSIONS

Date	Opponent	Score	Overall		1st Qtr		2nd Qtr		3rd Qtr		4th Qtr		Overtime	
08/28/2025	Lafayette	W 26-7	0-1	0.0	0-0	0.0	0-1	0.0	0-0	0.0	0-0	0.0	0-0	0.0
	Bowling Green		0-1	0.0	0-0	0.0	0-1	0.0	0-0	0.0	0-0	0.0	0-0	0.0
	Opponents		1-3	33.3	0-1	0.0	0-0	0.0	1-1	100.0	0-1	0.0	0-0	0.0

TIME OF POSSESSION

Date	Opponent	Score	Overall	1st Qtr		2nd Qtr		3rd Qtr		4th Qtr		Overtime
08/28/2025	Lafayette	W 26-7	32:20	01:35		18:10		05:48		06:47		00:00
	Bowling Green	Total	32:20	01:35		18:10		05:48		06:47		00:00
		Avg.	32:20	01:35		18:10		05:48		06:47		00:00
	Opponents	Total	27:40	05:02		05:13		08:08		09:17		00:00
		Avg.	27:40	05:02		05:13		08:08		09:17		00:00

»GAME-BY-GAME RED-ZONE STATISTICS

BOWLING GREEN INSIDE OPPONENT RED-ZONE

Date	Opponent	Score	Times in RZ	Times Scored	Total Pts.	TDs	Rush TDs	Pass TDs	FGs Made	FGA	Failed to score inside RZ				
											Down	INT	Fumble	Half	Game
08/28/2025	Lafayette	W 26-7	4	3	13	1	1	0	2	2	1	0	0	0	0
Totals 3 of 4 (75.0%)			4	3	13	1	1	0	2	2	1	0	0	0	0

OPPONENTS INSIDE BOWLING GREEN RED-ZONE

Date	Opponent	Score	Times in RZ	Times Scored	Total Pts.	TDs	Rush TDs	Pass TDs	FGs Made	FGA	Failed to score inside RZ				
											Down	INT	Fumble	Half	Game
08/28/2025	Lafayette	W 26-7	1	1	7	1	0	1	0	0	0	0	0	0	0
Totals 1 of 1 (100.0%)			1	1	7	1	0	1	0	0	0	0	0	0	0

»BOWLING GREEN SUPERLATIVES

INDIVIDUAL GAME HIGHS

RUSHES	14	Chris McMillian vs Lafayette (08/28/2025)
YARDS RUSHING	66	Kaderris Roberts vs Lafayette (08/28/2025)
TD RUSHES	1	Mar'Kel Porter vs Lafayette (08/28/2025)
LONG RUSH	14	Chris McMillian vs Lafayette (08/28/2025)
	14	Kaderris Roberts vs Lafayette (08/28/2025)
PASS ATTEMPTS	18	Drew Pyne vs Lafayette (08/28/2025)
PASS COMPLETIONS	12	Drew Pyne vs Lafayette (08/28/2025)
YARDS PASSING	109	Drew Pyne vs Lafayette (08/28/2025)
TD PASSES	none	
LONG PASS	25	Drew Pyne vs Lafayette (08/28/2025)
RECEPTIONS	2	RJ Garcia II vs Lafayette (08/28/2025)
	2	Finn Hogan vs Lafayette (08/28/2025)
YARDS RECEIVING	32	RJ Garcia II vs Lafayette (08/28/2025)
TD RECEPTIONS	none	
LONG RECEPTION	25	RJ Garcia II vs Lafayette (08/28/2025)
PUNTS	3	John Henderson vs Lafayette (08/28/2025)
PUNTING AVG	46.3	John Henderson vs Lafayette (08/28/2025)
LONG PUNT	48	John Henderson vs Lafayette (08/28/2025)
PUNTS INSIDE 20	2	John Henderson vs Lafayette (08/28/2025)
LONG PUNT RETURN	9	Brennan Ridley vs Lafayette (08/28/2025)
LONG KICKOFF RETURN	98	Cameron Pettaway vs Lafayette (08/28/2025)
TACKLES	9	Dorian Pringle vs Lafayette (08/28/2025)
	9	Gideon Lampron vs Lafayette (08/28/2025)
SACKS	1	Myles Bradley vs Lafayette (08/28/2025)
TACKLES FOR LOSS	3	Dorian Pringle vs Lafayette (08/28/2025)

TEAM GAME HIGHS

RUSHES	44	Lafayette (08/28/2025)
YARDS RUSHING	156	Lafayette (08/28/2025)
YARDS PER RUSH	3.5	Lafayette (08/28/2025)
TD RUSHES	1	Lafayette (08/28/2025)
PASS ATTEMPTS	18	Lafayette (08/28/2025)
PASS COMPLETIONS	12	Lafayette (08/28/2025)
YARDS PASSING	109	Lafayette (08/28/2025)
YARDS PER PASS	6.1	Lafayette (08/28/2025)
TD PASSES	0	Lafayette (08/28/2025)
TOTAL PLAYS	62	Lafayette (08/28/2025)
TOTAL OFFENSE	265	Lafayette (08/28/2025)
YARDS PER PLAY	4.3	Lafayette (08/28/2025)
POINTS	26	Lafayette (08/28/2025)
SACKS BY	3	Lafayette (08/28/2025)
FIRST DOWNS	17	Lafayette (08/28/2025)
PENALTIES	4	Lafayette (08/28/2025)
PENALTY YARDS	37	Lafayette (08/28/2025)
TURNOVERS	0	Lafayette (08/28/2025)
PUNTS	3	Lafayette (08/28/2025)
PUNTING AVG	46.3	Lafayette (08/28/2025)
LONG PUNT	48	Lafayette (08/28/2025)
PUNTS INSIDE 20	2	Lafayette (08/28/2025)
LONG PUNT RETURN	9	Lafayette (08/28/2025)

TEAM GAME LOWS

RUSHES	44	Lafayette (08/28/2025)
YARDS RUSHING	156	Lafayette (08/28/2025)
YARDS PER RUSH	3.5	Lafayette (08/28/2025)
TD RUSHES	1	Lafayette (08/28/2025)
PASS ATTEMPTS	18	Lafayette (08/28/2025)
PASS COMPLETIONS	12	Lafayette (08/28/2025)
YARDS PASSING	109	Lafayette (08/28/2025)
YARDS PER PASS	6.1	Lafayette (08/28/2025)
TD PASSES	0	Lafayette (08/28/2025)
TOTAL PLAYS	62	Lafayette (08/28/2025)
TOTAL OFFENSE	265	Lafayette (08/28/2025)
YARDS PER PLAY	4.3	Lafayette (08/28/2025)
POINTS	26	Lafayette (08/28/2025)
SACKS BY	3	Lafayette (08/28/2025)
FIRST DOWNS	17	Lafayette (08/28/2025)
PENALTIES	4	Lafayette (08/28/2025)
PENALTY YARDS	37	Lafayette (08/28/2025)
INTERCEPTIONS BY	0	Lafayette (08/28/2025)
PUNTS	3	Lafayette (08/28/2025)
PUNTING AVG	46.3	Lafayette (08/28/2025)
LONG PUNT	48	Lafayette (08/28/2025)
PUNTS INSIDE 20	2	Lafayette (08/28/2025)
LONG PUNT RETURN	9	Lafayette (08/28/2025)

»OPPONENT SUPERLATIVES

OPPONENT INDIVIDUAL GAME HIGHS

RUSHES	10	Kente Edwards vs Lafayette (08/28/2025)
YARDS RUSHING	27	Kente Edwards vs Lafayette (08/28/2025)
TD RUSHES	none	
LONG RUSH	9	Jason Penza vs Lafayette (08/28/2025)
PASS ATTEMPTS	26	Dean DeNobile vs Lafayette (08/28/2025)
PASS COMPLETIONS	13	Dean DeNobile vs Lafayette (08/28/2025)
YARDS PASSING	112	Dean DeNobile vs Lafayette (08/28/2025)
TD PASSES	1	Dean DeNobile vs Lafayette (08/28/2025)
LONG PASS	22	Dean DeNobile vs Lafayette (08/28/2025)
RECEPTIONS	3	Mason Kuehner vs Lafayette (08/28/2025)
	3	Elijah Steward vs Lafayette (08/28/2025)
YARDS RECEIVING	30	Ethan Hosak vs Lafayette (08/28/2025)
TD RECEPTIONS	1	Elijah Steward vs Lafayette (08/28/2025)
LONG RECEPTION	22	Ethan Hosak vs Lafayette (08/28/2025)
FIELD GOALS	none	
LONG FIELD GOALS	none	
PUNTS	7	Christian Bush vs Lafayette (08/28/2025)
PUNTING AVG	41.6	Christian Bush vs Lafayette (08/28/2025)
LONG PUNT	57	Christian Bush vs Lafayette (08/28/2025)
PUNTS INSIDE 20	1	Christian Bush vs Lafayette (08/28/2025)
LONG PUNT RETURN	none	
LONG KICKOFF RETURN	31	Jakyre Henley vs Lafayette (08/28/2025)
TACKLES	11	Robert Stevens vs Lafayette (08/28/2025)
SACKS	1	Robert Stevens vs Lafayette (08/28/2025)
TACKLES FOR LOSS	2	Darson Jeanty vs Lafayette (08/28/2025)
INTERCEPTIONS	none	

OPPONENT TEAM GAME HIGHS

RUSHES	30	Lafayette (08/28/2025)
YARDS RUSHING	59	Lafayette (08/28/2025)
YARDS PER RUSH	2.0	Lafayette (08/28/2025)
TD RUSHES	0	Lafayette (08/28/2025)
PASS ATTEMPTS	28	Lafayette (08/28/2025)
PASS COMPLETIONS	15	Lafayette (08/28/2025)
YARDS PASSING	118	Lafayette (08/28/2025)
YARDS PER PASS	4.2	Lafayette (08/28/2025)
TD PASSES	1	Lafayette (08/28/2025)
TOTAL PLAYS	58	Lafayette (08/28/2025)
TOTAL OFFENSE	177	Lafayette (08/28/2025)
YARDS PER PLAY	3.1	Lafayette (08/28/2025)
POINTS	7	Lafayette (08/28/2025)
SACKS BY	2	Lafayette (08/28/2025)
FIRST DOWNS	11	Lafayette (08/28/2025)
PENALTIES	4	Lafayette (08/28/2025)
PENALTY YARDS	35	Lafayette (08/28/2025)
TURNOVERS	0	Lafayette (08/28/2025)
PUNTS	7	Lafayette (08/28/2025)
PUNTING AVG	41.6	Lafayette (08/28/2025)
LONG PUNT	57	Lafayette (08/28/2025)
PUNTS INSIDE 20	1	Lafayette (08/28/2025)
LONG PUNT RETURN	0	Lafayette (08/28/2025)

OPPONENT TEAM GAME LOWS

RUSHES	30	Lafayette (08/28/2025)
YARDS RUSHING	59	Lafayette (08/28/2025)
YARDS PER RUSH	2.0	Lafayette (08/28/2025)
TD RUSHES	0	Lafayette (08/28/2025)
PASS ATTEMPTS	28	Lafayette (08/28/2025)
PASS COMPLETIONS	15	Lafayette (08/28/2025)
YARDS PASSING	118	Lafayette (08/28/2025)
YARDS PER PASS	4.2	Lafayette (08/28/2025)
TD PASSES	1	Lafayette (08/28/2025)
TOTAL PLAYS	58	Lafayette (08/28/2025)
TOTAL OFFENSE	177	Lafayette (08/28/2025)
YARDS PER PLAY	3.1	Lafayette (08/28/2025)
POINTS	7	Lafayette (08/28/2025)
SACKS BY	2	Lafayette (08/28/2025)
FIRST DOWNS	11	Lafayette (08/28/2025)
PENALTIES	4	Lafayette (08/28/2025)
PENALTY YARDS	35	Lafayette (08/28/2025)
INTERCEPTIONS BY	0	Lafayette (08/28/2025)
PUNTS	7	Lafayette (08/28/2025)
PUNTING AVG	41.6	Lafayette (08/28/2025)
LONG PUNT	57	Lafayette (08/28/2025)
PUNTS INSIDE 20	1	Lafayette (08/28/2025)
LONG PUNT RETURN	0	Lafayette (08/28/2025)

» PARTICIPATION

##	PLAYER	GP-GS	LAF
0	Kaderris Roberts	1/0	XXX
0	Kal-El Pascal	1/1	START
1	Allen Middleton	1/0	XXX
1	Key'on Washington	1/1	START
2	RJ Garcia II	1/1	START
2	MJ Cannon	1/1	START
3	Lucian Anderson III	1/0	XXX
3	Dorian Pringle	1/1	START
4	Gideon Lampron	1/1	START
4	Chris McMillian	1/1	START
5	Eriq George	1/1	START
5	Brennan Ridley	1/0	XXX
6	Reis Stocksdales	1/0	XXX
6	Victor Vazquez	1/0	XXX
7	Jyrin Johnson	1/0	XXX
7	David Afogho	1/1	START
8	Baron May	0/0	...
8	Jalen McClendon	1/1	START
9	Drew Pyne	1/1	START
9	Darius Lorfils	1/1	START
10	JoJo Johnson	0/0	...
10	Hunter Najm	0/0	...
11	Finn Hogan	1/1	START
11	Collins Acheampong	1/0	XXX
12	Caden Marshall	1/0	XXX
12	DeShaun Lanier	0/0	...
13	Cynceir McNeal	1/0	XXX
14	Jackson Kleather	1/0	XXX
14	Austin Dendy	0/0	...
15	Caleb Goodloe	0/0	...
15	Preston EstoEsta	0/0	...
16	Jay'Quan Bostic	0/0	...
16	Austin Clay	0/0	...
17	Trey Johnson	0/0	...
17	Isaiah Thomison	1/0	XXX
18	Winn Sharp	1/0	XXX
18	Andrew Hines III	0/0	...
19	John Henderson	1/0	XXX
19	Carsen Melvin	0/0	...
19	Jahai Johnson	1/0	XXX
20	TJ Nelson	0/0	...
21	Gavin Harris	0/0	...
22	Nakai Amachree	1/0	XXX
23	Myles Bradley	1/0	XXX
23	Chris Edmonds	0/0	...
24	Justin Eklund	1/0	XXX
24	Bryce DeFalco	0/0	...
25	Jace Henry	1/0	XXX
25	Mar'Kel Porter	1/0	XXX
26	Cameron Pettaway	1/0	XXX
26	Josira Andrews	1/0	XXX
27	Coleman Teasdale	0/0	...
27	Treyton McKee	0/0	...
30	PaSean Wimberly	0/0	...
31	D'kyah Banks	0/0	...
32	Rico Garcia	0/0	...
33	Jaimion Olverson	1/0	XXX
34	Tyron Steed	0/0	...
35	Cashmire Lewis	0/0	...
36	Jabari Mitchell	1/0	XXX
37	Garrison Blair	1/0	XXX
38	Dierre Kelly	1/0	XXX
39	Henry Reifschneider	0/0	...
40	Ethan Warner	0/0	...
40	DeVenchi Arnold II	0/0	...
41	Quillan Jimenez	1/0	XXX

##	PLAYER	GP-GS	LAF
41	Jahvion Jarmon	0/0	...
42	Chris Williams	0/0	...
43	Martreece Dillard	0/0	...
44	AJ Odom	1/0	XXX
44	Leo Kemp	1/0	XXX
45	Bam Booker	1/1	START
46	Zach Long	1/0	XXX
47	George Carlson	1/0	XXX
48	Quentin Lewis	0/0	...
50	Vincent Giorano	0/0	...
53	Masyn Zahursky	0/0	...
54	Brody Bolyn	1/0	XXX
54	Dior Garner	1/0	XXX
55	Tunde Fatukasi	1/1	START
55	Evan Branch-Haynes	1/1	START
56	Ian van der Merwe	1/0	XXX
57	Alex Padgett	1/1	START
57	DayIn White	1/0	XXX
58	Ashton Yeager	0/0	...
58	Ethan Kraatz	0/0	...
65	Jake Burns	1/1	START
66	Zane Panchula	0/0	...
69	Andrew Kilfoyl	1/1	START
70	Alex Harris	1/0	XXX
72	Cade Zimmerly	0/0	...
73	Caden Campbell	1/0	XXX
75	Nate Pabst	1/1	START
77	James Thomas Jr.	1/0	XXX
78	Alexis Sanchez	1/0	XXX
80	Ocean Brabbs	0/0	...
81	Arlis Boardingham	0/0	...
82	Eli Jacon-Du y	1/0	XXX
83	Pierce St Geme	1/0	XXX
85	Travis Kenner	1/0	XXX
85	Reece Little	1/0	XXX
86	Jeremiah Scoby	1/0	XXX
87	Jared Merk	1/0	XXX
88	Jacob Harris	1/1	START
89	Blane Cleaver	1/1	START
98	Malik Moses	1/0	XXX
99	Brendon Rice	0/0	...

» DRIVE CHARTS

BOWLING GREEN DRIVE CHARTS

GAME 1: Falcons 26, Leopards 7

BOWLING GREEN

Team	Qtr	Drive Started			Drive Ended			Consumed	
		Spot	Time	Obtained	Spot	Time	How lost	Pl - Yds	TOP
BGSU	1st	BGSU30	13:10	Punt	BGSU35	11:46	Punt	3 - 5	01:24
BGSU		BGSU37	08:23	Downs	LC12	14:15	*FIELD GOAL	17 - 51	09:08
BGSU	2nd	BGSU12	12:22	Punt	BGSU37	09:55	Punt	5 - 25	02:27
BGSU		LC45	07:55	Punt	LC05	02:57	Downs	10 - 40	04:58
BGSU		LC45	01:57	Punt	LC00	00:20	*TOUCHDOWN	6 - 45	01:37
BGSU	3rd	BGSU35	13:30	Punt	LC38	10:11	*FIELD GOAL	7 - 27	03:19
BGSU		LC42	03:30	Kickoff	LC21	01:10	*FIELD GOAL	5 - 21	02:20
BGSU	4th	BGSU46	12:25	Downs	BGSU49	10:21	Punt	3 - 3	02:04
BGSU		BGSU29	08:21	Punt	LC18	04:47	*FIELD GOAL	8 - 53	03:34
BGSU		BGSU30	01:09	Punt	BGSU30	00:00	End of half	2 - 0	01:09

OPPONENT DRIVE CHARTS

August 28, 2025

LAFAYETTE

Team	Qtr	Drive Started			Drive Ended			Consumed	
		Spot	Time	Obtained	Spot	Time	How lost	Pl - Yds	TOP
LC	1st	LC21	14:45	Kickoff	LC24	13:10	Punt	3 - 3	01:35
LC		LC21	11:46	Punt	BGSU37	08:23	Downs	9 - 42	03:23
LC	2nd	LC25	14:15	Kickoff	BGSU47	12:22	Punt	4 - 28	01:53
LC		LC16	09:55	Punt	LC12	07:55	Punt	3 - 4	02:00
LC		LC05	02:57	Downs	LC11	01:57	Punt	3 - 6	01:00
LC		LC25	00:20	Kickoff	LC23	00:00	End of half	1 - 2	00:20
LC	3rd	LC25	15:00	Kickoff	LC27	13:30	Punt	3 - 2	01:30
LC		LC25	10:11	Kickoff	BGSU00	03:39	*TOUCHDOWN	14 - 75	06:32
LC		LC38	01:04	Kickoff	BGSU46	12:25	Downs	6 - 16	03:39
LC	4th	LC03	10:21	Punt	LC14	08:21	Punt	6 - 11	02:00
LC		LC24	04:40	Kickoff	LC31	01:09	Punt	6 - 7	03:31




GAME 1: BOWLING GREEN 26, LAFAYETTE 7

Bowling Green Falcons (1-0) • Lafayette Leopards (0-1)

Thursday, Aug. 28, 2025 • 6:03 p.m. • Doyt Perry Stadium • Bowling Green, Ohio

Temp: 67° F, Humidity 91%, Wind: SW 10 mph, Attendance: 19,328, Time: 3:36



Lafayette Leopards	0	0	7	0	—	7
Bowling Green	7	10	6	3	—	26

SCORING SUMMARY

Qtr	Time	Scoring Play	V-H
1st	14:49	BGSU - #26 C.Pettaway 98 yd kickoff return (#14 J.Kleather kick), 00:00	0-7
2nd	14:15	BGSU - #14 J.Kleather 30 yd FG, 17-51, 09:08	0-10
2nd	00:20	BGSU - #25 M.Porter 4 yd rush (#14 J.Kleather kick), 6-45, 01:37	0-17
3rd	10:11	BGSU - #14 J.Kleather 56 yd FG, 7-27, 03:19	0-20
3rd	03:39	LC - #1 E.Steward 5 yd pass from #16 D.DeNobile (#17 J.Simonetta kick), 14-75, 06:32	7-20
3rd	01:10	BGSU - #14 J.Kleather 39 yd FG, 5-21, 02:20	7-23
4th	04:47	BGSU - #14 J.Kleather 35 yd FG, 8-53, 03:34	7-26

LAFAYETTE LEOPARDS (HEAD COACH: JOHN TROXELL)

Pos	##	OFFENSE	Pos	##	DEFENSE
QB	15	Penza, Jason	DL	1	Joseph, Jaylon
QB	16	DeNobile, Dean	LB	11	Dee, Beckham
RB	32	Weber, Ethan	DB	13	Doddard, Kevin
OL	64	Wilson, Sean	DB	2	Edwards, Jalen
OL	66	Baucia, Brian	DB	3	Gadsdon, Ryan
WR	7	Persing, Carson	LB	5	Stevens, Robert
OL	70	Collins, Reed	DL	55	Crawley, Ahmir
OL	74	Adams, Spencer	DB	7	Oliver-Goodwin, Davis
OL	78	Kinney, Sean	LB	8	Jeantry, Darson
WR	8	Kuehner, Mason	DL	97	Peiffer, Phillip
TE	85	Hosak, Ethan	LB	99	Riley, Darien

BOWLING GREEN FALCONS (HEAD COACH: EDDIE GEORGE)

Pos	##	OFFENSE	Pos	##	DEFENSE
WR	11	Hogan, Finn	S	0	Pascal, Kal-El
WR	2	Garcia II, RJ	CB	1	Washington, Key'on
RB	4	McMillian, Chris	CB	2	Cannon, MJ
OT	55	Fatukasi, Tunde	LB	3	Pringle, Dorian
OG	57	Padgett, Alex	LB	4	Lampron, Gideon
OG	65	Burns, Jake	DL	45	Booker, Bam
OG	69	Killoyl, Andrew	DE	5	George, Eric
OG	75	Pabst, Nate	DL	55	Branch-Haynes, Evan
TE	88	Harris, Jacob	LB	7	Afofuo, David
TE	89	Cleaver, Blane	CB	8	McClendon, Jalen
QB	9	Pyne, Drew	CB	9	Loritis, Darius

OFFICIALS: Referee: Rich Edwards, Umpire: Don Montgomery, Linesman: Matthew Banks, Line Judge: Samuel Mattaway, Back Judge: Damon Wilcox, Field Judge: Jim Wojchikiewicz, Side Judge: Jared Flesch, Center Judge: Aaron Adams, Replay Official: Errol Baty

LAFAYETTE LEOPARDS

RUSHING	No.	Gain	Loss	Net	TD	Lg	Avg
Kente Edwards	10	29	2	27	0	6	2.7
Jason Penza	5	30	7	23	0	9	4.6
Ethan Weber	6	9	2	7	0	4	1.2
Jakyre Henley	3	5	2	3	0	3	1.0
Dean DeNobile	5	12	11	1	0	7	0.2
TEAM	1	0	2	-2	0	0	-2.0
Totals:	30	85	26	59	0	9	2.0

PASSING	C-A-I	Yds	TD	Long	Sack
Dean DeNobile	13-26-0	112	1	22	2
Jason Penza	2-2-0	6	0	6	1
Totals:	15-28-0	118	1	22	3

RECEIVING	TAR	No.	Yards	YAC	TD	Long
Elijah Steward	7	3	26	4	1	17
Mason Kuehner	6	3	17	-1	0	9
Ethan Hosak	4	2	30	24	0	22
Jakyre Henley	2	2	15	8	0	12
Carson Persing	5	1	14	7	0	14
Kente Edwards	1	1	7	7	0	7
Devin Paige	1	1	6	0	0	6
Ethan Weber	1	1	3	4	0	3
Dean DeNobile	1	1	0	9	0	0
Totals:	28	15	118	62	1	22

FIELD GOALS	Qtr	Time	Dist	Result
-------------	-----	------	------	--------

TOP DEFENSE

#	Name	Solo	Ast	Total	Sacks-Yds	TFL-Yds
5	Robert Stevens	3	8	11	1.0-8	1.0-8
3	Ryan Gadsdon	6	3	9	0.0-0	0.0-0
11	Beckham Dee	3	5	8	0.0-0	0.0-0
4	Avery Jones	4	2	6	0.0-0	0.0-0

GAME HIGHLIGHTS

- The Mike and Jan Wilcox Football Head Coach **Eddie George** won his first game at BGSU. He is the 11th Falcon head coach to win the first game of his BG coaching career.
- BGSU is now 52-48-7 all-time in season openers and 71-31-5 all-time in home openers.
- BGSU won the coin toss and elected to receive. **The Falcons took the opening kick 98 yards for a touchdown.** It is the second year in a row the Falcons have taken the first play of the season for a touchdown. The 2024 season started off with a 100-yard KR for a TD.
- BGSU held Lafayette to **58 yards** of total offense in the first half.
- Cameron Pettaway** scored the 98-yard kick return for a touchdown on the first touch of his career. It is the second-longest kick return for a TD in program history.
- Jackson Kleather** connected on a 56-yard field goal in the third quarter. It was a career long and tied for the second-longest in program history

BOWLING GREEN FALCONS

RUSHING	No.	Gain	Loss	Net	TD	Lg	Avg
Kaderis Roberts	12	68	2	66	0	14	5.5
Chris McMillian	14	46	1	45	0	14	3.2
Cameron Pettaway	8	35	0	35	0	12	4.4
Mar'Kel Porter	2	10	0	10	1	6	5.0
Nakai Amachree	3	5	0	5	0	2	1.7
TEAM	1	0	2	-2	0	0	-2.0
Drew Pyne	4	6	9	-3	0	5	-0.8
Totals:	44	170	14	156	1	14	3.5

PASSING	C-A-I	Yds	TD	Long	Sack
Drew Pyne	12-18-0	109	0	25	2
Totals:	12-18-0	109	0	25	2

RECEIVING	TAR	No.	Yards	YAC	TD	Long
RJ Garcia II	2	2	32	28	0	25
Finn Hogan	2	2	20	6	0	10
Jyrin Johnson	3	1	22	18	0	22
Reis Stocksdales	1	1	17	0	0	17
Brennan Ridley	1	1	8	0	0	8
Kaderis Roberts	3	1	6	4	0	6
Jacob Harris	1	1	6	1	0	6
Chris McMillian	1	1	5	9	0	5
Blane Cleaver	1	1	0	4	0	0
Cameron Pettaway	1	1	-7	0	0	0
Allen Middleton	1	0	0	0	0	0
Winn Sharp	1	0	0	0	0	0
Totals:	18	12	109	70	0	25

FIELD GOALS	Qtr	Time	Dist	Result
Jackson Kleather	2nd	14:15	30	GOOD
Jackson Kleather	3rd	10:11	56	GOOD
Jackson Kleather	3rd	01:10	39	GOOD
Jackson Kleather	4th	04:47	35	GOOD

TOP DEFENSE

#	Name	Solo	Ast	Total	Sacks-Yds	TFL-Yds
3	Dorian Pringle	5	4	9	0.5-3	3.0-7
4	Gideon Lampron	5	4	9	0.5-3	1.0-4
0	Kal-El Pascal	5	3	8	0.0-0	0.0-0
2	MJ Cannon	1	6	7	0.0-0	0.5-1

TEAM STATISTICS

	Leopards	Falcons
First Downs	11	17
3rd-Down Eff. (M/A/%)	4-14 (28.6)	5-14 (35.7)
4th-Down Eff. (M/A/%)	1-3 (33.3)	0-1 (0.0%)
Total Net Yards	177	265
Yards Per Play	3.1	4.3
Rushes/NetYards	30/59	44/156
Net Passing	118	109
Pass Attempts/Completions	15/28	12/18
Had Intercepted	0	0
Sacked/Yards Lost	3-18	2-9
Punts/Average	7/41.6	3/46.3
Penalties/Yards	4/35	4/37
Fumbles/Lost	0/0	0/0
Possession Time	27:40	32:20

» OFFENSIVE - KICKER CAREER HIGHS

3 LUCIAN ANDERSON III

Pass Attempts: 9, vs. NIU, Oct. 12, 2024
Pass Completions: 2, vs. NIU, Oct. 12, 2024
Pass Yards: 16, at Toledo, Oct. 26, 2024
Long Pass: 16, at Toledo, Oct. 26, 2024
Passing TDs: 1, at Ball State, Nov. 23, 2024
Rush Attempts: 5, vs. NIU, Oct. 12, 2024
at Ball State, Nov. 23, 2024
Rushing Yards: 27, vs. Fordham, Aug. 29, 2024
Rushing TDs: 1, at Kent State, Nov. 8, 2023
vs. Fordham, Aug. 29, 2024
Longest Rush: 19, at Akron, Oct. 5, 2024
Longest TD Rush: 13, vs. Fordham, Aug. 29, 2024

81 ARLIS BOARDINGHAM

Receptions: 7*, vs. Vanderbilt, Oct. 7, 2023
Receiving Yards: 99*, vs. Vanderbilt, Oct. 7, 2023
Receiving Touchdowns: 2*, vs. Vanderbilt, Oct. 7, 2023
Long Reception: 25*, vs. Charlotte, Sept. 23, 2023
Long TD Reception: 15*, vs. Vanderbilt, Oct. 7, 2023

*- while at Florida

23 CHRIS EDMONDS

Rush attempts: 2, Fordham, Aug. 29, 2024
Rush yards: 8, vs. Fordham, Aug. 29, 2024
Long rush: 5, vs. Fordham, Aug. 29, 2024
vs Akron, Oct. 21, 2023

2 RJ GARCIA II

Receptions: 5*, vs. Southeast Mo. State, Sept. 2, 2023
Receiving Yards: 119*, vs. Southeast Mo. State, Sept. 2, 2023
Long Reception: 44*, vs. Southeast Mo. State, Sept. 2, 2023
Receiving TDs: 1*, vs. TCU, Dec. 3, 2022
vs. Southeast Mo. State, Sept. 2, 2023
Rush yards: 3*, at Kansas, Nov. 6, 2021

*- while at Kansas State

88 JACOB HARRIS

Receptions: 1, at Texas A&M, Sept. 21, 2024
at Toledo, Oct. 26, 2024
Receiving Yards: 6, vs. Lafayette, Aug. 28, 2025
Long Reception: 6, vs. Lafayette, Aug. 28, 2025

19 JOHN HENDERSON

Rush Attempts: 1, vs. Fordham, Aug. 29, 2024
vs. NIU, Oct. 12, 2024
vs. Kent State, Oct. 19, 2024
vs. Arkansas State, Dec. 26, 2024
Rushing Yards: 29, vs. Fordham, Aug. 29, 2024
Longest Rush: 29, vs. Fordham, Aug. 29, 2024
Punts: 8, vs. Miami (OH), Nov. 29, 2024
Punt Yardage: 265, vs. Miami (OH), Nov. 29, 2024
Punt Average: 52.2, at Central Michigan, Nov. 5, 2024
Long Punt: 66, at Central Michigan, Nov. 5, 2024
Punts Inside 20: 3, at Texas A&M, Sept. 21, 2024
at Ball State, Nov. 23, 2024

11 FINN HOGAN

Receptions: 6, at Georgia Tech, Sep. 30, 2023
at Akron, Oct. 5, 2024
Receiving Yards: 102, at Georgia Tech, Sep. 30, 2023
Receiving TDs: 1*, at Penn State, Sept. 24, 2022
at Georgia Tech, Sep. 30, 2023
Long Reception: 50, at Georgia Tech, Sep. 30, 2023

*- while at Central Michigan

7 JYRIN JOHNSON

Receptions: 6*, vs. Southern, March 20, 2021
vs. Prairie View, Sept. 2, 2023
Receiving Yards: 90*, vs. Arkansas-Pine Bluff, Oct. 30, 2021
Long Reception: 51*, vs. Alcorn, Oct. 23, 2021
Receiving TDs: 1*, six times

*- while at Texas Southern

17 TREY JOHNSON

Receptions: 1, at Toledo, Oct. 26, 2024
Receiving Yards: 7, at Toledo, Oct. 26, 2024
Long Reception: 7, at Toledo, Oct. 26, 2024

44 LEO KEMP

Receptions: 1*, at Hawaii, Oct. 14, 2023
vs. Fresno State, Nov. 25, 2023
Receiving Yards: 8*, at Hawaii, Oct. 14, 2023
Long Reception: 8*, at Hawaii, Oct. 14, 2023
Receiving Touchdowns: 1*, vs. Fresno State, Nov. 25, 2023
Longest Kick Return: 9*, at Washington, Nov. 15, 2024

*- while at San Diego State

^- while at UCLA

14 JACKSON KLEATHER

Field Goals: 4, vs. Lafayette, Aug. 28, 2025
Long FG: 56, vs. Lafayette, Aug. 28, 2025
PATs: 5, vs. Fordham, Aug. 29, 2024
PAT Attempts: 6, vs. Fordham, Aug. 29, 2024
Punts: 5 3x, last vs. Minnesota, Dec. 26, 2023
Longest Punt: 63, vs. Akron, Oct. 21, 2023
Punts Inside the 20: 3, at Miami (OH), Oct. 7, 2023
vs. Toledo, Nov. 14, 2023
Punting Avg.: 46.67, vs. Akron, Oct. 21, 2023
Rushing yards: 17, at Kent State, Nov. 8, 2023
Longest rush: 17, at Kent State, Nov. 8, 2023

46 ZACH LONG

Field Goals: 3, at Central Michigan, Nov. 5, 2024
at Ball State, Nov. 23, 2024
Long FG: 50, vs. Western Michigan, Nov. 12, 2024
PATs: 5, at Toledo, Oct. 26, 2024
PAT Attempts: 5, at Toledo, Oct. 26, 2024

8 BARON MAY

Pass attempts: 15*, Carson-Newman, Sept. 9, 2023
Pass Completions: 9*, Carson-Newman, Sept. 9, 2023
Pass Yards: 139*, Carson-Newman, Sept. 9, 2023
Rush Yards: 109*, Carson-Newman, Sept. 9, 2023
Longest rush: 29*, Carson-Newman, Sept. 9, 2023
Rush attempts: 13*, Carson-Newman, Sept. 9, 2023
Rush TDs: 1*, Carson-Newman, Sept. 9, 2023
Samford, Dec. 22, 2022
Passing TDs: 2*, Carson-Newman, Sept. 9, 2023
Long Pass: 43, vs. Arkansas State, Dec. 26, 2024
Long TD Pass: 43, vs. Arkansas State, Dec. 26, 2024

*- while at ETSU

87 JARED MERK

Receptions: 1, vs. Kent State, Oct. 19, 2024
Receiving Yards: 15, vs. Kent State, Oct. 19, 2024
Long Reception: 15, vs. Kent State, Oct. 19, 2024

4 CHRIS MCMILLIAN

Rush attempts: 14, vs. Lafayette Aug. 28, 2025
Rush yards: 46, vs. Lafayette Aug. 28, 2025

1 ALLEN MIDDLETON

Receptions: 7*, vs. Youngstown St., Nov. 9, 2024
Receiving Yards: 102*, vs. Youngstown St., Nov. 9, 2024
Long Reception: 48*, at South Dakota St., Nov. 16, 2024
Receiving TDs: 1*, 3X, last at South Dakota St., Nov. 16, 2024
Rushing Attempts: 15*, vs. Murray State, Nov. 23, 2024
Rushing Yards: 124*, vs. Murray State, Nov. 23, 2024
Longest Rush: 42*, vs. Murray State, Nov. 23, 2024

*- while at Southern Illinois

25 MAR'KEL PORTER

Rush attempts: 3, vs. Kent State, Oct. 19, 2024
Rush yards: 10, vs. Lafayette, Aug. 28, 2025
Rushing TDs: 1, vs. Lafayette, Aug. 28, 2025
Long rush TD: 4, vs. Lafayette, Aug. 28, 2025
Long rush: 8, vs. Fordham, Aug. 29, 2024

26 CAMERON PETTAWAY

Rush attempts: 8, vs. Lafayette, Aug. 28, 2025
Rush yards: 35, vs. Lafayette, Aug. 28, 2025
Long rush: 12, vs. Lafayette, Aug. 28, 2025
Kick returns: 2, vs. Lafayette, Aug. 28, 2025
Kick return yards: 153, vs. Lafayette, Aug. 28, 2025
Long kick return: 98, vs. Lafayette, Aug. 28, 2025
Kick return TDs: 1, vs. Lafayette, Aug. 28, 2025
Reception: 1, vs. Lafayette, Aug. 28, 2025
Receiving yards: -7, vs. Lafayette, Aug. 28, 2025
All-purpose yards: 153, vs. Lafayette, Aug. 28, 2025

9 DREW PYNE

Pass Attempts: 36^, vs. USC, Sept. 23, 2023
Pass Completions: 24*, at North Carolina, Sept. 24, 2022
Pass Yards: 318*, at USC, Nov. 26, 2022
Long Pass: 52^, vs. USC, Sept. 23, 2023
Long TD Pass: 52^, vs. USC, Sept. 23, 2023
Passing TDs: 4*, vs. Navy, Nov. 12, 2022
Rush Attempts: 10^, vs. USC, Sept. 23, 2023
Rushing Yards: 30*, vs. UNLV, Oct. 22, 2022
Rushing TDs: 1*, vs. Clemson, Nov. 5, 2022
vs. Navy, Nov. 12, 2022
Longest Rush: 21*, vs. UNLV, Oct. 22, 2022
Longest TD Rush: 11*, vs. Navy, Nov. 12, 2022
Total Yards: 319* (289 pass, 20 rush), at UNC, Sept. 24, 2022

*- while at Notre Dame

^- while at Arizona State

5 BRENNAN RIDLEY

Receptions: 8*, vs. Rhode Island, Oct. 5, 2024
Receiving Yards: 121*, vs. Rhode Island, Oct. 5, 2024
Long Reception: 57*, vs. Rhode Island, Oct. 5, 2024
at North Carolina A&T, Oct. 19, 2024
Receiving TDs: 2*, vs. Rhode Island, Oct. 5, 2024
Long Punt Return: 14*, vs. Elon, Oct. 26, 2024
Long TD Reception: 40*, at Richmond, Nov. 16, 2024
Long Kick Return: 21*, at Albany, Nov. 23, 2024
Rushing Attempts: 1*, vs. Elon, Oct. 26, 2024
Rushing Yards: 2*, vs. Elon, Oct. 26, 2024
Long Rush: 2*, vs. Elon, Oct. 26, 2024

*- while at Hampton

0 KADERRIS ROBERTS

Rushing Attempts: 24*, vs. St. Thomas (Fla.), Sept. 2, 2023
Rushing Yards: 124*, vs. St. Thomas (Fla.), Sept. 2, 2023
Rushing TDs: 2*, vs. St. Thomas (Fla.), Sept. 2, 2023
Long Rush: 42*, vs. Concordia (Mich.), Sept. 3, 2022
Receptions: 4*, at Dayton, Oct. 22, 2022
Receiving Yards: 48*, at Dayton, Oct. 22, 2022
Long Reception: 38*, at Dayton, Oct. 22, 2022
Receiving TDs: 2*, vs. Rhode Island, Oct. 5, 2024
Long Kick Return: 15*, vs. Princeton, Sept. 17, 2022

*- while at Stetson

6 REIS STOCKSDALE

Receptions: 1 two times, last vs. Lafayette, Aug. 28, 2025
Receiving Yards: 17, vs. Lafayette, Aug. 28, 2025
Long Reception: 17, vs. Lafayette, Aug. 28, 2025

*- while at Ohio State

30 PASEAN WIMBERLY

Rush attempts: 9, at Michigan Sept. 16, 2023
Rush yards: 63, vs. Minnesota, Dec. 26, 2023
Long Rush: 42, vs. Minnesota, Dec. 26, 2023
Rush TD: 1, vs. Minnesota, Dec. 26, 2023
Punt Return Yards: 18, at Buffalo, Oct. 14, 2023
Tackles: 3, vs. Ball State, Nov. 1, 2023
Blocked punts: 1, 4x, last at Buffalo, Oct. 14, 2023

» DEFENSIVE CAREER HIGHS

7 DAVID AFOGHO
Tackles: 2, vs. Lafayette, Aug. 28, 2025
17 BAM BOOKER
Tackles: 1, 3x last at Buffalo, Oct. 14, 2023
Tackles for loss: 1, vs. Ohio, Sept. 23, 2023
Longest Kick Return: 7, vs. Western Michigan, Nov. 12, 2024
23 MYLES BRADLEY
Tackles: 5, vs. Western Michigan, Nov. 12, 2024
Tackles for loss: 1.0, vs. Kent State, Oct. 19, 2024
vs. Western Michigan, Nov. 12, 2024
vs. Lafayette, Aug. 28, 2025
Sacks: 1.0, vs. Kent State, Oct. 19, 2024
vs. Lafayette, Aug. 28, 2025
55 EVAN BRANCH-HAYNES
Tackles: 5, vs Eastern Illinois, Sept. 9, 2023
Sacks: 0.5, vs. Eastern Illinois, Sept. 9, 2023
Tackles for loss: 0.5, four times
Fumbles recovered: 1, vs Ohio, Sept. 23, 2023
2 MJ CANNON
Tackles: 12*, vs Western Illinois, Sept. 14, 2024
Tackles for loss: 1.5, at North Alabama, Sept. 7, 2024
Interceptions: 1, six times
<i>*- while at Illinois State</i>
47 GEORGE CARLSON
Tackles: 2, at Mississippi State, Sept. 24, 2022
24 JUSTIN EKLUND
Tackles: 3, vs. NIU, Oct. 12, 2024
at Central Michigan, Nov. 5, 2024
5 ERIQ GEORGE
Tackles: 7*, vs UT Martin, Nov. 2, 2024
Tackles for loss: 2.5, vs. Mississippi Valley, Aug. 31, 2024
Sacks: 2, at Lindenwood, Oct. 5, 2024
<i>*- while at Tennessee State</i>
10 JOJO JOHNSON
Tackles: 5*, at Purdue, Nov. 25, 2023
<i>*- while at Indiana</i>
17 TREY JOHNSON
Tackles: 1, at Central Michigan, Nov. 5, 2024
38 DIERRE KELLY
Tackles: 4, at Toledo, Nov. 15, 2022
Tackles for Loss: 1.0, 5X, last at WMU, Nov. 21, 2023
Sacks: 1, vs. Marshall, Sept. 17, 2022
at Liberty, Sep. 3, 2023
at Western Michigan, Nov. 21, 2023
4 GIDEON LAMPRON
Tackles: 13*, at Indiana State, Sept. 14, 2024
Tackles for Loss: 3.0*, 4 times
Sacks: 1.5*, at Marist, Sept. 28, 2024
<i>*- while at Dayton</i>
8 JALEN MCCLENDON
Tackles: 15*, at East Texas A&M, Nov. 19, 2022
Tackles for Loss: 1.0*, vs. Tennessee Tech, Nov. 18, 2023
Interceptions: 1*, at Howard, Oct. 19, 2024
<i>*- while at Tennessee State</i>
9 DARIUS LORFILS
Tackles: 7, at Western Michigan, Nov. 21, 2023
at Akron, Oct. 5, 2024
Tackles for loss: 0.5, at Akron, Oct. 5, 2024
Fumbles Forced: 1, at Central Michigan, Oct. 22, 2022
Fumble Recoveries: 1, at Buffalo, Oct. 14, 2023
Interceptions: 1, at Western Michigan, Nov. 21, 2023
vs. Minnesota, Dec. 26, 2023
Long INT Return: 5, at Western Michigan, Nov. 21, 2023

87 JARED MERK
Tackles: 1, at Texas A&M, Sept. 21, 2024
at Toledo, Oct. 26, 2024
98 MALIK MOSES
Tackles: 1, at Ball State, Nov. 23, 2024
Forced Fumbles: 1, at Ball State, Nov. 23, 2024
20 TJ NELSON
Tackles: 1, vs. Old Dominion, Sept. 28, 2024
0 KAL-EL PASCAL
Tackles: 8, at Ball State, Nov. 23, 2024
vs. Lafayette, Aug. 28, 2025
Tackles for loss: 1.0, at Ball State, Nov. 23, 2024
3 DORIAN PRINGLE
Tackles: 5, vs. Lafayette, Aug. 28, 2025
Tackles for loss: 3, vs. Lafayette, Aug. 28, 2025
44 AJ ODOM
Tackles: 1*, at Charlotte, Nov.. 11, 2023
<i>*- while at Memphis</i>
6 VICTOR VAZQUEZ
Tackles: 1, three times, last at Miami (OH), Nov. 16, 2021
1 KEYON WASHINGTON
Tackles: 4, vs. Lafayette, Aug. 28, 2025
57 DAYLN WHITE
Tackles: 2, vs. Fordham, Aug. 29, 2024
42 CHRIS WILLIAMS
Tackles: 2, vs. Fordham, Aug. 29, 2024

» THE LAST TIME BOWLING GREEN ...

INDIVIDUAL OFFENSE

200 yards rushing: 203, Willie Geter at Kent State, Oct. 20, 2007
150 yards rushing: 150, Terion Stewart vs. Western Michigan, Nov. 12, 2024
100 yards rushing: 150, Terion Stewart vs. Western Michigan, Nov. 12, 2024
30 carries: 30, Donovan Wilson vs. Kent State, Nov. 15, 2016
25 carries: 25, Terion Stewart vs. Kent State, Oct. 19, 2024
5 TDs rushing: 5, Dave Preston vs. Dayton, Sept. 21, 1974
4 TDs rushing: 4, Bernard White vs. Eastern Michigan, Oct. 12, 1985
3 TDs rushing: 3, Terion Stewart vs. Fordham, Aug. 29, 2024
2 TDs rushing: 2, Jaison Patterson at Akron, Oct. 5, 2024
3 TDs rushing by a QB: 3, Anthony Turner at Akron, Nov. 4, 2006
2 TDs rushing by a QB: 2, Camden Orth at Kent State, Nov. 8, 2023
QB rushed for 100 yards: 137, Grant Loy vs. Toledo, Oct. 12, 2019
Two different Quarterbacks rushed for at least one touchdown: vs. Fordham, Aug. 29, 2024, Connor Bazalak (1), Lucian Anderson III (1)
2 rushers with 100+ yards: Andrew Clair (121) and Josh Cleveland (117) vs. Miami (OH), Oct. 7, 2017
2 rushers with 2 TDs: Donovan Wilson (2), Travis Green (2) at Purdue, Sept. 26, 2015
50+ yard run: 73 (TD) Terion Stewart vs. Fordham, Aug. 29, 2024
10+ receptions: 17, Harold Fannin Jr. vs. Arkansas State, Dec. 26, 2024
200 yards receiving: 213, Harold Fannin Jr. vs. Arkansas State, Dec. 26, 2024
150 yards receiving: 213, Harold Fannin Jr. vs. Arkansas State, Dec. 26, 2024
100 yards receiving: 213, Harold Fannin Jr. vs. Arkansas State, Dec. 26, 2024
4 TDs receiving: 4, Eugene Cooper vs. Morgan State, Sept. 10, 2011
3 TDs receiving: 3, Scotty Miller at Toledo, Oct. 15, 2016
2 TDs receiving: 2, Rahkeem Smith at Ball State, Nov. 23, 2024
2 receivers with 100 yards receiving: Ta'ron Keith (123) and Harold Fannin Jr. (109) vs. Eastern Illinois, Sept. 9, 2023
3 receivers with 100 yards receiving: Roger Lewis (148), Ryan Burbrink (132) and Ronnie Moore (109) at UMass, Sept. 27, 2014
2 receivers with 2 TDs: Tyrone Broden (2) and Christian Sims (2) at Buffalo, Oct. 30, 2021
Player Rushed for 100+ yards and had 100+ Receiving yards: Ta'ron Keith, at Kent State, Nov. 8, 2023 (103 rushing, 130 receiving)
Player Rushed for 100+ and Two Players had 100+receiving yards: at Buffalo, Oct. 30, 2021; Terion Stewart (170 rushing yards), Tyrone Broden (110 receiving), Christian Sims (103 receiving)
90+ yard pass play: 94 (TD), Roger Lewis from Matt Johnson vs. Memphis, Sept. 19, 2015



Harold Fannin Jr. delivered an epic performance in the 68 Ventures Bowl to close the 2024 season. His 17 receptions tied the FBS single-game record for a tight end and set a new Bowl/CFP record for the position. His 213 receiving yards also marked a Bowl/CFP record for a tight end. In his final game in a BGSU uniform, Fannin broke the FBS single-season records for both receptions and receiving yards by a tight end.

80+ yard pass play:

81 (TD), Christian Sims from Matt McDonald at Buffalo, Oct. 30, 2021
70+ yard pass play: 81 (TD), Christian Sims from Matt McDonald at Buffalo, Oct. 20, 2021
60+ yard pass play: 66 (TD), Rhakeem Smith from Connor Bazalak at Ball State, Nov. 23, 2024
50+ yard pass play: 66 (TD), Rhakeem Smith from Connor Bazalak at Ball State, Nov. 23, 2024
Attempted 50 passes: 59, Matt Johnson at Purdue, Sept. 26, 2015
Attempted 40 passes: 49, Connor Bazalak vs. Arkansas State, Dec. 26, 2024
Completed 40 passes: 43, Matt Johnson at Purdue, Sept. 26, 2015
Completed 30 passes: 32, Connor Bazalak vs. Arkansas State, Dec. 26, 2024
Completed 25 passes: 32, Connor Bazalak vs. Arkansas State, Dec. 26, 2024
400 yards passing: 430, Matt Johnson at Kent State, Oct. 24, 2015
300 yards passing: 390, Connor Bazalak vs. Arkansas State, Dec. 26, 2024
250 yards passing: 390, Connor Bazalak vs. Arkansas State, Dec. 26, 2024
2 Consecutive 300-yard passing games: James Morgan at Toledo (335); vs. Miami (OH) (389), Oct. 22, 2016
3 Consecutive 300-yard passing games: Matt Johnson vs. Akron (357); at Kent State (430); vs. Ohio, Nov. 4, 2015
6 TD passes: 6, Matt Johnson at Maryland, Sept. 12, 2015
5 TD passes: 5, Matt McDonald vs. Eastern Kentucky, Sept. 10, 2022
4 TD passes: 4, Matt McDonald at Toledo, Nov. 15, 2022
3 TD passes: 3, Connor Bazalak vs. Arkansas State, Dec. 26, 2024
A non-QB threw a TD pass: Jordan Hopgood (RB) 53 yards to Shaun Joplin vs. Eastern Michigan, Oct. 27, 2012
Threw 3+ interceptions: 3, Connor Bazalak at Liberty, Sept. 2, 2023
400 yards total offense: 475, Matt Johnson at Kent State, Oct. 24, 2015
300 yards total offense: Connor Bazalak vs. Arkansas State, Dec. 26, 2024
2 players with 200 All-purpose yards: 221, Harold Fannin Jr. (221) and Rahkeem Smith (206) vs. Arkansas State, Dec. 26, 2024
200 All-purpose yards: 221, Harold Fannin Jr. (221) and Rahkeem Smith (206) vs. Arkansas State, Dec. 26, 2024

INDIVIDUAL DEFENSE

Intercepted 3 passes: 3, Janssen Patton vs. NIU, Oct. 25, 2003
Intercepted 2 passes: 2, Jordan Oladokun at Toledo, Oct. 26, 2024
2 Players Intercepted 2 passes: Never
INT by a lineman: Walter Haire at Central Michigan, 2022
INT by a linebacker: DJ Taylor vs. Kent State, 2022
INT at or behind line of scrimmage: Walter Haire at Central Michigan, Oct. 22, 2022
INT Return for a TD: 61 yards, Jordan Oladokun at Toledo, Oct. 26, 2024
INT Return for a TD by a DB: 61 yards, Jordan Oladokun at Toledo, Oct. 26, 2024
INT Return for a TD by a linebacker: 27 yards, Darren Anders vs. South Alabama, Sept. 11, 2021
INT Return for a TD by a lineman: 16 yards by Alex Glantzis vs. Toledo, Nov. 23, 2001
2 INTs for Touchdowns: Never
2 players with INTs for TD: Dwayne Woods and Jerry Booboo Gates vs. Marshall, Sept. 18, 2010
3.5+ sacks: 3.5, Chris Jones at Central Michigan, Oct. 30, 2010
3 sacks: 3, Karl Brooks at Central Michigan, Oct. 22, 2022
4+ TFLs: 4, Karl Brooks at Toledo, Nov. 115, 2022
15+ Tackles: 15, Brock Horne at Buffalo, Oct. 30, 2021
Four players recorded 10+ tackles: at Buffalo, Oct. 30, 2021; Brock Horne (15), Darren Anders (12), Anthony Hawkins (10), Demetrius Hardamon (10)
Three players recorded 10+ tackles: vs. Toledo, Nov. 10, 2021; Darren Anders (12), Trent Simms (11), Brock Horne (10)
4+ PBUs: 4, Darrell Hunter II at Ohio, Oct. 11, 2014
Defensive Extra Point: Never
Fumble recovery for TD: Demetrius Hardamon at Central Michigan (45 yards), Oct. 22, 2022
2 Fumble Recoveries: 2, Dontrez Brown vs. Akron, Oct. 21, 2023

INDIVIDUAL SPECIAL TEAMS

Five Field Goals: 5, Brian Leaver vs. Kent State, Nov. 5, 1994
Four Field Goals: 4, Jackson Kleather vs. Lafayette, Aug. 28, 2025
Three Field Goals: 4, Jackson Kleather vs. Lafayette, Aug. 28, 2025
Missed a PAT: Jackson Kleather vs. Fordham, Aug. 29, 2024
Blocked a Punt: Rahkeem Smith at Ball State, Nov. 23, 2024
Blocked Punt for a Touchdown: Avi McGary blocked punt and PaSean Wimberly returned it 18 yards for TD at Buffalo, Oct. 14, 2023
Blocked a Field Goal: Ali Saad vs. NIU, Oct. 12, 2024
Blocked a Field Goal for a Touchdown: Dontrez Brown blocked field goal and Trent Simms returned it 76 yards for a touchdown at Liberty, Sept. 2, 2023
Blocked a PAT Attempt: Demetrius Hardamon at Miami (OH), Nov. 16, 2021
Punt return for TD: Ryan Burbrink vs. VMI, Sept. 6, 2014 (74 yards)
Kickoff return for TD: Cameron Pettaway vs. Lafayette, Aug. 28, 2024 (98 yards)
Two-point conversion: Jamal Johnson from Connor Bazalak (pass) at Ball State, Nov. 23, 2024



From the 2014 Camellia Bowl through a Nov. 11, 2015 game against Western Michigan, BGSU recorded 11 consecutive games with 500+ yards of total offense. The Falcons finished the 2015 season as MAC Champions and ranked fourth nationally in total offense, averaging 546.8 yards per game—trailing only Baylor, Texas Tech, and TCU.

» THE LAST TIME BOWLING GREEN ...

BOWLING GREEN TEAM

Scored 70 points: 70-7 vs. Temple, Oct. 1, 2005
Scored 60 points: 62-24 vs. Ohio, Nov. 4, 2015
Scored 50 points: 57-59 (7ot) vs. Eastern Kentucky, Sept. 10, 2022
Scored 40 points: 41-126 at Toledo, Oct. 26, 2024
Scored 30 points: 31-38 vs. Arkansas State, Dec. 26, 2024
Defeated a ranked team: 47-27 vs. No. 16 NIU, Dec. 6, 2013
Defeated a ranked team on the road: 27-17 at No. 25 Pitt, Aug. 30, 2008
Recorded a Shutout: 48-0 at Kent State, Oct. 24, 2015
Recorded a Shutout vs. MAC: 48-0 at Kent State, Oct. 24, 2015
Held a team without a TD: vs. Kent State, Oct. 19, 2024
Held an MAC team without a TD: vs. Kent State, Oct. 19, 2024
Was Shut out: at Miami (OH), Oct. 7, 2023 (27-0)
Scoreless first half: at Miami (OH), Oct. 7, 2023
Scoreless second half: vs. NIU, Oct. 12, 2024
Did not score a TD: at Miami (OH), Oct. 7, 2023
Did not score an offensive TD: at Miami (OH), Oct. 7, 2023
Scored a TD on offense, defense and special teams: Never
Had 300 rushing yards: 305 vs. Fordham, Aug. 29, 2024
Had 200 rushing yards: 226 vs. Western Michigan, Nov. 12, 2024
Had fewer than 100 rushing yards: 46 vs. Arkansas State, Dec. 26, 2024
Had negative yards rushing: -10 vs. Kent State, Oct. 23, 2010
Had 200 yards passing: 433 vs. Arkansas State, Dec. 26, 2024
Had 300 yards passing: 433 vs. Arkansas State, Dec. 26, 2024
Had 400 yards passing: 433 vs. Arkansas State, Dec. 26, 2024
Attempted 50 passes: 50 433 vs. Arkansas State, Dec. 26, 2024
Completed 40 passes: 43 at Purdue, Sept. 26, 2015
Passed for 5 touchdowns or more: 5, vs. Eastern Kentucky, Sept. 10, 2022
Had fewer than 100 yards passing: 98 vs. NIU, Oct. 12, 2024
Had 600 yards of total offense: 627 vs. Morgan State, Aug. 29, 2019
Had 500 yards of total offense: 509 vs. Eastern Illinois, Sept. 9, 2023
Had 400 yards of total offense: 479 vs. Arkansas State, Dec. 26, 2024
Had fewer than 100 yards of total offense: 56 at Missouri, Sept. 5, 1998
Had consecutive games, 500 yards of total offense: Ball State (576), NIU (501), Nov. 24, 2015 and Dec. 4, 2015
Had 3+ consecutive games, 500 yards of total offense: 11 games (vs. South Alabama, Dec. 12, 2014; vs. Tennessee (557, Sept. 5, 2015), Maryland (692, Sept. 12, 2015), Memphis (579, Sept. 19, 2015), Purdue (539, Sept. 26, 2015), Buffalo (536, Oct. 3, 2015), UMass (725, Oct. 10, 2015), Akron (532, Oct. 24, 2015), Kent State (602, Oct. 24, 2015), Ohio (581), Nov. 4, 2015 and Western Michigan (505, Nov. 11, 2015).
Kicked 5 field goals: 5 vs. Kent State, Nov. 5, 1994

Had 7 or more sacks in a game: 7 vs. Buffalo, Nov. 23, 2012
Had 6 or more sacks in a game: 6 at Central Michigan, Oct. 22, 2022
Had 5 or more sacks in a game: vs. Fordham, Aug. 29, 2024
Had 4 or more sacks in a game: vs. Arkansas State, Dec. 26, 2024
Had 10 or more TFL in a game: 14 at Toledo, Nov. 9, 2022
Missed extra point kick: vs. Fordham, Aug. 29, 2024
Had a FG attempt blocked: vs. Arkansas State, Dec. 26, 2024
Had successful two-point conversion: at Ball State, Nov. 23, 2024
Forced 7 or more turnovers: 7, at Miami (OH), Nov. 15, 2005
Forced 6 or more turnovers: 6, at Akron, Nov. 9, 2016
Forced 5 or more turnovers: 5, at Buffalo, Oct. 14, 2023
Had 5 or more turnovers: 5 at Liberty, Sept. 2, 2023
Blocked 2 punts in a game: 2 at Ohio, Nov. 7, 2012
Blocked 2 kicks in a game: 2 vs. Akron, Oct. 9, 2021 (FG, Punt)
Blocked 2 field goals in a game: Never
Did not punt: at Eastern Michigan, Nov. 9, 2007
Had no turnovers: vs. Lafayette, Aug. 28, 2024
Had no turnovers in back-to-back games: 3, vs. Kent State (Oct. 19, 2024); at Toledo (Oct. 26, 2024); at Central Michigan (Nov. 5, 2024)
Overtime game: vs. Marshall, Sept. 17, 2022
Recorded a Safety: vs. Miami (OH), Nov. 29, 2024
Was not penalized: Buffalo, Nov. 25, 2016
Had 1 penalty: vs. Miami (OH), Nov. 29, 2024
100+ penalty yards: 105 at Buffalo, Oct. 14, 2023
10+ penalties: 12 at Central Michigan, Nov. 5, 2024
Trailed after three quarters, but rallied to win: vs. Miami (OH), Oct. 15, 2022
Trailed in the fourth quarter by 10+ points, but rallied to win: Kent State, Oct. 10, 2009 (11 points)
Trailed in a game by 15+ points, but rallied to win: vs. Toledo, Oct. 6, 1973 (18 points)
Trailed in a game by 20+ points, but rallied to win: Never
Did not lose a fumble: vs. Miami (OH), Nov. 29, 2024
90+ offensive plays: 101 vs. Morgan State, Aug. 29, 2019
100+ offensive plays: 101 vs. Morgan State, Aug. 29, 2019
45 or fewer plays: 44 at Kansas State, Sept. 7, 2019
Recovered an Onside Kick: at Buffalo, Nov. 29, 2019
Multiple One-Play Scoring Drives: 2 at Buffalo, Oct. 30, 2021

» THE LAST TIME A BOWLING GREEN OPPONENT ...

OPPONENT INDIVIDUAL OFFENSE

200 yards rushing: 208, Darius Taylor, Minnesota, Dec. 26, 2023
150 yards rushing: 208, Darius Taylor, Minnesota, Dec. 26, 2023
100 yards rushing: 108, Keyon Mozee, Miami (OH), Nov. 29, 2024
30 carries: 35, Darius Taylor, Minnesota, Dec. 26, 2023
25 carries: 29, Gavin Williams, NIU, Oct. 12, 2024
6TDs rushing: 6, Jaret Patterson, Buffalo, Nov. 29, 2019
5TDs rushing: 6, Jaret Patterson, Buffalo, Nov. 29, 2019
4TDs rushing: 4, Jaret Patterson, Buffalo, Nov. 17, 2020
3TDs rushing: 3, CJ Harris, Ohio, Nov. 22, 2022
2TDs rushing: 2, Jalen Buckley, Western Michigan, Nov. 12, 2024
3TDs rushing by a QB: 3, CJ Harris, Ohio, Nov. 22, 2022
2TDs rushing by a QB: 2, Kiae Kelly, Ball State, Nov. 1, 2023
QB rushed for 100 yards: 106, Tucker Gleason, Toledo, Nov. 15, 2022
2 rushers with 100+ yards: Nicholas Singleton (119), Kaytron Allen (101), Penn State, Sept. 7, 2024
3 rushers with 100+ yards: Melvin Gordon (253), Tanner McEvoy (158) & Corey Clement (111), Wisconsin, Sept. 20, 2014
2 rushers with 2TDs: Ron Cook Jr. (2) & Mike Washington (2), Buffalo, Oct. 8, 2022
50+ yard run: 55, Peny Boone, Toledo, Nov. 14, 2023
15+ receptions: 16, Taylor Stubblefield, Purdue, Sept. 6, 2003
10+ receptions: 11, Junior Vandeross III, Toledo, Oct. 26, 2024
200 yards receiving: 235, Justin Gage, Missouri, Sept. 14, 2002
150 yards receiving: 164, Jerjuan Newton, Toledo, Oct. 26, 2024
100 yards receiving: 107, Corey Rucker, Arkansas State, Dec. 26, 2024
3TDs receiving: 3, Michael Roberts, Toledo, Oct. 15, 2016
2TDs receiving: 2, Corey Rucker, Arkansas State, Dec. 26, 2024
2 receivers with 100 yards receiving: Jerjuan Newton (164) and Junior Vandeross III (106), Toledo, Oct. 26, 2024
2 receivers with 2TDs: Isaiah McKoy (2), Ja'Shaun Poke (2), Kent State, Nov. 10, 2020
90+ yard pass play: None
80+ yard pass play: 83 (TD), Brett Gabbert to Jack Sorenson, Miami (OH), Nov. 16, 2021
70+ yard pass play: 79 (TD), Jaylen Raynor to Corey Rucker, Arkansas State, Dec. 26, 2024
60+ yard pass play: 79 (TD), Jaylen Raynor to Corey Rucker, Arkansas State, Dec. 26, 2024
50+ yard pass play: 79 (TD), Jaylen Raynor to Corey Rucker, Arkansas State, Dec. 26, 2024
Attempted 50 passes: 50, Will Rogers, Mississippi State, Sept. 24, 2022
Attempted 40 passes: 45, Tucker Gleason, Toledo, Oct. 26, 2024
Completed 30 passes: 30, Tucker Gleason, Toledo, Oct. 26, 2024
Completed 25 passes: 30, Tucker Gleason, Toledo, Oct. 26, 2024
400 yards passing: 409, Will Rogers, Mississippi State, Sept. 24, 2022
300 yards passing: 320, Tucker Gleason, Toledo, Oct. 26, 2024
250 yards passing: 255, Brett Gabbert, Miami (OH), Nov. 29, 2024

6TD passes: 6, Will Rogers, Mississippi State, Sept. 24, 2022
5TD passes: 6, Will Rogers, Mississippi State, Sept. 24, 2022
4TD passes: 4, Haynes King, Georgia Tech, Sept. 30, 2023
3TD passes: 3, Brett Gabbert, Miami (OH), Nov. 29, 2024
Threw 5+ interceptions: 5, Josh Betts, Miami (OH), Nov. 15, 2005
Threw 4+ interceptions: 4, Colin Reardon, Kent State, Nov. 12, 2014
Threw 3+ interceptions: 3, J.J. McCarthy, Michigan, Sept. 16, 2023
300 yards total offense: 346, Tucker Gleason, Toledo, Oct. 26, 2024
200 All-purpose yards: 219, Darius Taylor, Minnesota, Dec. 26, 2023

OPPONENT INDIVIDUAL DEFENSE

Intercepted 3 passes: 3, Jamie Silva, Boston College, 2007
Intercepted 2 passes: 2, Jerome Jolly Jr., Liberty, 2023
INT Return for a TD: 36 yds, Kobe Singleton, Liberty, 2023
2 players with INTs for TD: Jamie Silva & Nick Larkin, Boston College, Oct. 6, 2007
3 sacks: 3, Saivon Davis, Kent State, Nov. 9, 2022
4+ TFLs: 4.0, Jamal Davis II, Akron, Nov. 17, 2018
5+ TFLs: 6.0, Chris Chamberlain & 5.0 Alain Karatepeyan, Tulsa, Jan. 6, 2008
6+ TFLs: 6.0, Chris Chamberlain & 5.0 Alain Karatepeyan, Tulsa, Jan. 6, 2008
15+ Tackles: 17, Michael Dowell, Miami (OH), Oct. 5, 2022
Fumble recovery for TD: Liam Reardon 46 yard return, Akron, Oct. 5, 2024
70+-Yd. fumble return for a TD: 71, Keye Thompson, Ohio, Sept. 23, 2023
80+-Yd. fumble return for a TD: 97, James Patterson, Buffalo, Oct. 8, 2022
90+-Yd. fumble return for a TD: 97, James Patterson, Buffalo, Oct. 8, 2022

OPPONENT INDIVIDUAL SPECIAL TEAMS

Five Field Goals: 5, Matt Weller, Ohio, Nov. 16, 2011
Four Field Goals: 4, Randy Bond, Texas A&M, Sept. 21, 2024
Three Field Goals: 3, Kanon Woodill, NIU, Oct. 12, 2024
Missed a PAT: Ethan Sanchez, Old Dominion, Sept. 28, 2024 (wide)
Missed 2 or more Field Goals: 2, Nicholas Barr-Mira, UCLA, Sept. 3, 2022
Blocked a Punt: Chris Cavalaris, Miami (OH), Nov. 16, 2021
Blocked Punt for a Touchdown: Jere Getzinger blocked the punt and David Carter returned it 42 yards for TD, Eastern Michigan, Oct. 23, 2021
Blocked Punt for a Safety: Bené Benwikere, San Jose State, Dec. 27, 2012
Blocked a Field Goal: Marcus Bradley, Arkansas State, Dec. 26, 2024
Punt return for TD: Courtney Jackson, Arkansas State, Dec. 26, 2024 (60 yards)
Kickoff return for TD: Trayvon Rudolph, NIU, Nov. 8, 2021 (100 yards)
Two-point conversion: Grayson Barnes pass from Isaac Hatfield, NIU, Oct. 12, 2024



Jordan Oladokun snags one of three BGSU interceptions at then-No. 2 Michigan on Sept. 16, 2023. Michigan's J.J. McCarthy threw only four interceptions during Michigan's 2023 National Championship season and three came against the Falcons. He is the last opposing QB to throw three or more interceptions in a game against BGSU.

» THE LAST TIME A BOWLING GREEN OPPONENT ...

OPPONENT TEAM

Scored 60 points: 55-24, Eastern Michigan, Oct. 23, 2021
Scored 50 points: 62-24, Kent State, Nov. 10, 2020
Scored 40 points: 40-6, Kent State, Nov. 9, 2022
Scored 30 points: 38-31, Arkansas State, Dec. 26, 2024
Recorded a Shutout: 27-0, Miami (OH), Oct. 7, 2023
Was Shutout: Kent State, Oct. 24, 2015 (48-0)
Scoreless first half: Western Michigan, Nov. 2, 2022
Scoreless second half: Kent State, Oct. 19, 2024
Did not score a TD: Kent State, Oct. 19, 2024
Did not score an offensive TD: Kent State, Oct. 19, 2024
Fewer than 10 first downs: 10, Miami (OH), Oct. 15, 2022
Fewer than 5 first downs: 4, Eastern Michigan, Nov. 23, 2013
Had 400 rushing yards: 455, Buffalo, Nov. 29, 2019
Had 300 rushing yards: 320, NIU, Oct. 16, 2021
Had 200 rushing yards: 235, Texas A&M, Sept. 21, 2024
Had fewer than 100 rushing yards: 43, Ball State, Nov. 23, 2024
Had negative yards rushing: -15, San Jose State, Dec. 27, 2012
Had 200 yards passing: 232, Arkansas State, Dec. 26, 2024
Had 300 yards passing: 320, Toledo, Oct. 26, 2024
Had 400 yards of passing: 420, Mississippi State, Sept. 24, 2022
Had fewer than 100 yards passing: 63, Central Michigan, Nov. 5, 2024
Had fewer than 25 yards passing: 4, Eastern Michigan, 2013
Had 600 yards of total offense: 626, UCLA, 2022
Had 500 yards of total offense: 547, Marshall, 2022
Had 400 yards of total offense: 422, Toledo, 2024
Had fewer than 100 yards of total offense: 65, Eastern Michigan, Nov. 23, 2013
Kicked 5 field goals: 5, Ohio, Nov. 16, 2011
Kicked 4 field goals: 4, Texas A&M, Sept. 21, 2024
Had 6 or more sacks in a game: 6, NIU, Oct. 12, 2024
Had 10 or more TFL in a game: 12, Kent State, Oct. 19, 2024
Missed Extra Point Kick: Old Dominion, Sept. 28, 2024
Missed 2 or more Field Goals: 2, UCLA, Sept. 3, 2022
Had successful Two-Point Conversion: NIU, Oct. 12, 2024
Forced 5 or more turnovers: 5, Liberty, Sept. 2, 2023
Scored 3 or more Defensive Touchdowns: Never
Scored 2 or more Defensive Touchdowns: 2, Ohio, Sept. 23, 2023 (2 FR)

Had 6 or more turnovers: 6, Akron, Nov. 9, 2016
Had 5 or more turnovers: 5, Buffalo, Oct. 14, 2023
Had 5 or more passes intercepted: 5, Miami (OH), Nov. 15, 2005
Had 4 or more passes intercepted: 4, Buffalo, Oct. 14, 2023
Had 3 or more passes intercepted: 3, Kent State, Oct. 19, 2024
Blocked 2 punts in a game: 2, NIU, Oct. 25, 2008
Did not punt: Kent State, Nov. 9, 2022
Had no turnovers: Lafayette, Aug. 28, 2025
Turned the ball over 7 or more times: 7, Miami (OH), Nov. 15, 2005
Turned the ball over 6 or more times: 6, Akron, Nov. 9, 2016
Turned the ball over 5 or more times: 5, Buffalo, Oct. 14, 2023
Overtime game: Marshall, Sept. 17, 2022
Recorded a Safety: Oregon, Sept. 1, 2018
Was not penalized: Never
100+ penalty yards: 139, Maryland, Sept. 8, 2018
10+ penalties: 12, Toledo, Nov. 4, 2020
Trailed after three quarters, but rallied to win: NIU, Oct. 12, 2024
Did not lose a fumble: Arkansas State, Dec. 26, 2024
90+ offensive plays: 92, UCLA, Sept. 3, 2022
100+ offensive plays: 100, NIU, 2014
45 or fewer plays: 44, Michigan, Sept. 16, 2023
Recovered an Onside Kick: Kansas State, Sept. 7, 2019

» ALL-TIME LONG PLAYS

LONGEST TOUCHDOWN RUN

Yards	Name/Opponent	Year
96	Anthony Samuel vs. Miami (OH)	2011
95	Matt Domer at Ball State	2015
93	Mike McGee vs. Central Michigan	1987
89	Mike McGee vs. Ball State	1987
88	P.J. Pope vs. Western Michigan	2004

LONGEST NON-SCORING RUN

Yards	Name/Opponent	Year
78	B.J. Lane vs. Ball State	2003
71	Chris Bullock vs. Akron	2009
69	Fred Coppet vs. Ball State	2014
65	Andy Sahn vs. Kansas	2002
64	Jeff Davis vs. Richmond	1984

LONGEST TOUCHDOWN PASS

Yards	Name/Opponent	Year
96	Mark Miller to Dave Dudley vs. San Diego State	1976
94	Eric Smith to Ronald Heard vs. Ohio	1988
94	Matt Johnson to Roger Lewis vs. Memphis	2015
92	Matt Johnson to Ryan Burbrink vs. Kent State	2013
91	Josh Harris to Charles Sharon vs. Kent State	2003

LONGEST NON-SCORING PASS

Yards	Name/Opponent	Year
78	Bob Niemet to Robert Redd vs. Akron	1998
77	Josh Harris to James Hawkins vs. Purdue	2003
76	Matt Schilz to Kamar Jorden vs. Miami (OH)	2010
74	Vern Wireman to Bob Zimpfer vs. Utah State	1969
69	Mark Miller to John Park vs. Tenn.-Chattanooga	1977
69	James Morgan to Scott Miller vs. Ohio	2017

LONGEST KICKOFF RETURN

Yards	Name/Opponent	Year
100*	Justin Peagus vs. Fordham	2024
98*	Cameron Pettaway vs. Lafayette	2025
96*	Clint Stephens vs. Ball State	2014
94*	BooBoo Gates vs. Pittsburgh	2013
94*	Leon Weathersby vs. Western Michigan	1997
93*	B.J. Lane vs. Ball State	2004
93*	Roger Reynolds vs. Kent State	1961

LONGEST PUNT RETURN

Yards	Name/Opponent	Year
100*	Courtney Davis vs. Kent State	1996
91*	Richard Lowry vs. Grosse Ile	1942
86*	Bob Zimpfer vs. Ball State	1968
80*	BooBoo Gates vs. Rhode Island	2012
79*	Charles Sharon vs. Southeast Missouri	2004
79	Corey Partridge vs. Temple	2005

LONGEST PASS INTERCEPTION

Yds.	Name/Opponent	Year
90*	Rodney Lash vs. Toledo	1948
88	Julius Livas vs. Miami (OH)	1971
85*	Dernard Turner vs. Ohio	2015
82	BooBoo Gates vs. Ohio	2013
82*	Robert Lorenzi vs. Buffalo	2010

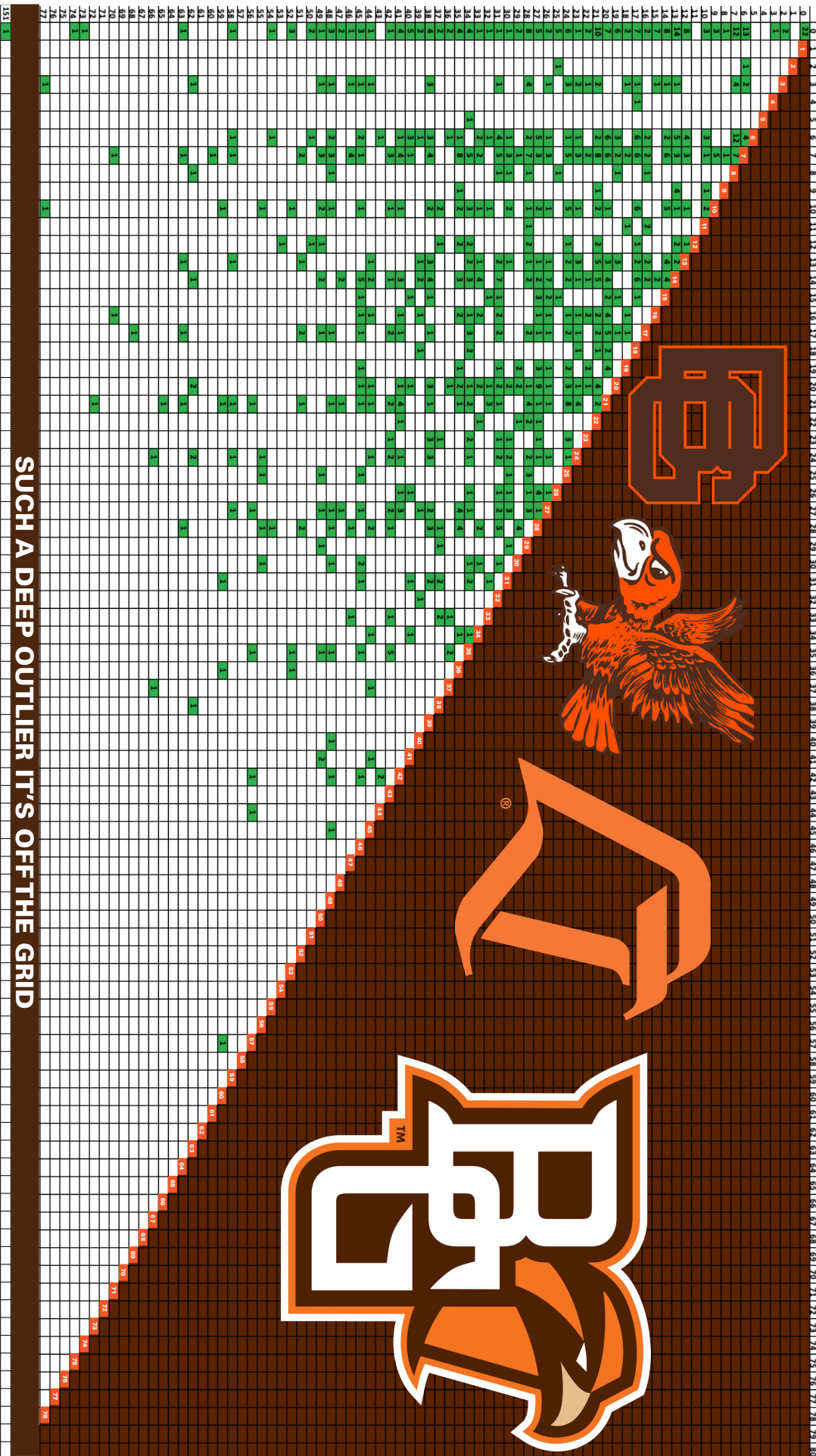
LONGEST PUNT

Yds.	Name/Opponent	Year
95	Macs Leitman vs. Bluffton	1928
82	Joseph Davidson at Toledo	2016
81	Brian Schmiedebusch vs. Idaho	2011
81	Cris Shale vs. Ohio	1990
79	Joseph Davidson at Ohio	2016
79	Nick Iovinelli vs. Pittsburgh	2008
79	Jim Phelps vs. Toledo	1982

LONGEST FIELD GOAL

Yds.	Name/Opponent	Year
60	Derek Schorejs vs. Toledo	1995
56	Gehad Youssef vs. Western Michigan	1983
	Jackson Kleather vs. Lafayette =2025	
52	Derek Schorejs vs. Akron	1995
52	Shaun Suisham vs. Ohio	2004
52	Tyler Tate vs. Northern Illinois	2013
52	Tyler Tate at Western Kentucky	2014
52	Nate Needham at Kent State	2021

LOSING SCORE



WINNING SCORE

476

UNIQUE SCORES
in BGSU
Football History

41-26

LAST NEW
SCORIGAMI SCORE
Oct. 26, 2024 at Toledo

MOST COMMON FINAL SCORES IN

BGSU HISTORY

SCORE	TIMES	LAST OCCURANCE	BG RECORD
0-0	22	Oct. 12, 1968 at Toledo (Tie)	0-0-22
13-0	14	Sept. 24, 1966 vs. Dayton (Win)	13-1-0
6-0	13	Sept. 29, 1945 at Ohio (Win)	12-1-0
7-0	12	Oct. 18, 1969 at Kent State (Win)	7-5-0
7-6	12	Nov. 16, 1968 at NIU (Loss)	7-5-0
21-0	10	Nov. 16, 1985 vs. Toledo (Win)	5-5-0
27-20	9	Oct. 5, 2024 at Akron (Win)	2-7-0

21

MOST COMMON
WINNING SCORE

Has occurred
48 times - last on
Nov. 26, 2021 vs.
Ohio (W, 21-10)

0

MOST COMMON
LOSING SCORE

Has occurred
213 times - last on
Oct. 7, 2023 at Miami
(OH) (L, 0-27)

WHAT IS SCORIGAMI?

Scorigami is a concept created by Jon Bois. It celebrates the art of discovering final scores that have never occurred before in football history. Originally focused on unique NFL outcomes, the idea has inspired us to create a map of final results from Bowling Green football's storied history. Each data point represents the final score of a Falcon football game.

HOWTO READ THIS MAP?

On the map, the left vertical axis lists the winning scores, while the top horizontal axis lists the losing scores. Each square on the grid represents a possible final score combination, with the winner's score always higher than the loser's. The color of each square helps explain what it means: brown squares represent scores that are mathematically or logically impossible in football. Green squares represent scores that have occurred in Falcon football history, with the number inside each green square indicating how many times that exact score has happened—the higher the number, the more common the result, and white squares represent final scores that have never occurred in Bowling Green history. These white squares are potential Scorigamis—unique score combinations that could still happen in the future.

» NUMERICAL/ALPHABETICAL ROSTER

No.	Name	Pos	Ht	Wt	Yr	Hometown	High School/Previous School
0	Kal-El Pascal*	S	6-0	190	So.	Miami, Fla.	Dr. Michael Krop Senior
0	Kaderris Roberts	RB	5-8	180	Sr.	Zellwood, Fla.	Orangewood Christian/Tennessee State
1	Allen Middleton	WR	5-11	195	So.	Mascoutah, Ill.	Mascoutah/Southern Illinois
1	Keyon Washington	CB	6-1	175	R-Fr.	Waldorf, Md.	Saint Charles/West Virginia
2	MJ Cannon	CB	6-3	205	Jr.	Evanston, Ill.	Evanston Township/Illinois State
2	RJ Garcia II	WR	6-0	180	Sr.	Tampa, Fla.	Berkeley Prep/Kansas State
3	Lucian Anderson III*	QB	6-3	200	So.	Athens, Ga.	Clarke Central
3	Dorian Pringle*	LB	6-0	225	So.	Massillon, Ohio	Massillon Washington
4	Gideon Lampron (c)	LB	6-0	220	Jr.	LaGrange, Ohio	Keystone/Dayton
4	Chris McMillian	RB	5-10	190	Jr.	Fort Valley, Ga.	Peach County/NE Mississippi CC
5	Eriq George	DE	6-3	280	Jr.	Nashville, Tenn.	Montgomery Bell Academy/Tennessee State
5	Brennan Ridley	WR	5-11	175	So.	Richmond, Va.	Trinity Episcopal/Hampton
6	Reis Stocksedale	WR	5-10	190	Gr.	Morrow, Ohio	Little Miami/Ohio State
6	Victor Vazquez*	S	5-10	185	Gr.	Miami, Fla.	Florida Christian
7	David Afogho*	DE	6-3	235	So.	Boston, Mass.	Catholic Memorial
7	Jyrin Johnson	TE	6-4	225	Gr.	Gonzales, La.	East Ascension/Texas Southern
8	Baron May	QB	6-0	195	Gr.	New Philadelphia, Ohio	New Philadelphia/East Tennessee State
8	Jalen McClendon (c)	CB	6-0	180	Sr.	Tampa, Fla.	Chamberlain/Tennessee State
9	Darius Lorfils***	S	6-2	190	Sr.	Germantown, Md.	Northwest
9	Drew Pyne (c)	QB	5-11	200	Gr.	New Canaan, Conn.	New Canaan/Missouri
10	JoJo Johnson	CB	6-0	185	Sr.	Merrillville, Ind.	Merrillville/Indiana
10	Hunter Najm	QB	5-11	190	R-Fr.	Aliso Viejo, Calif.	Aliso Niguel HS/Washington State
11	Collins Acheampong	DE	6-7	275	So.	Cape Coast, Ghana	Santa Margarita Catholic HS (Calif.)/UCLA
11	Finn Hogan**	WR	6-5	220	Sr.	Maple City, Mich.	Glen Lake/Central Michigan
12	DeShaun Lanier	WR	5-11	175	Fr.	Ferndale, Mich.	Chippewa Valley
12	Caden Marshall	LB	6-2	205	R-Fr.	Paris, Tenn.	Henry County/Tennessee State
13	Cynceir McNeal	WR	6-4	210	So.	Canton, Ohio	Canton McKinley
14	Austyn Dendy	RB	6-0	220	R-Fr.	Pine Bluff, Ark.	Pine Bluff/Missouri
14	Jackson Kleather**	K	5-10	175	Jr.	Tipp City, Ohio	Tippecanoe
15	Preston EstoEsta	S	6-1	180	Fr.	Mason, Ohio	Mason
15	Caleb Goodloe	WR	6-1	205	R-Fr.	St. Petersburg, Fla.	Clearwater Central Catholic
16	Jay'Quan Bostic	S	6-2	185	R-Fr.	Cincinnati, Ohio	Robert A. Taft/Toledo
16	Austin Clay	WR	6-0	170	R-Fr.	Cleveland, Ohio	Berea-Midpark/Michigan State
17	Trey Johnson*	WR	6-0	195	Jr.	Frankfort, Ill.	Lincoln-Way East
17	Isaiah Thomison	DE	6-3	230	So.	Fayetteville, Tenn.	Fayetteville/Memphis
18	Andrew Hines III	LB	6-0	220	R-Fr.	Alpharetta, Ga.	Woodward Academy/Wake Forest
18	Winn Sharp*	WR	6-5	195	So.	Whitehouse, Ohio	Anthony Wayne
19	John Henderson*	P	6-1	180	Sr.	Acton, Calif.	Desert Christian/Antelope Valley College
19	Jahai Johnson	S	6-1	200	Fr.	Piscataway, N.J.	Piscataway
19	Carsen Melvin	QB	6-3	205	Fr.	Westfield, Ind.	Westfield HS
20	TJ Nelson	LB	6-0	200	R-Fr.	Cincinnati, Ohio	Anderson
21	Gavin Harris	CB	6-1	175	Fr.	High Point, N.C.	High Point Christian Academy
22	Nakai Amachree	RB	5-10	195	R-Fr.	Haslett, Mich.	Haslett
23	Myles Bradley**	DE	6-0	235	So.	Mansfield, Ohio	Mansfield
23	Chris Edmonds	RB	5-10	200	So.	Toledo, Ohio	Central Catholic
24	Bryce DeFalco	RB	5-10	195	So.	Pemberville, Ohio	Eastwood
24	Justin Eklund*	LB	6-2	225	Jr.	Rocklin, Calif.	Folsom/San Jose State
25	Jace Henry*	CB	6-0	180	So.	Pataskala, Ohio	Watkins Memorial
25	Mar'Kel Porter	RB	6-1	220	R-Fr.	Dallas, Texas	Lancaster
26	Josira Andrews	CB	5-10	170	R-Fr.	Brooklyn, N.Y.	Erasmus Hall
26	Cameron Pettaway	RB	5-10	175	Fr.	Farmington Hills, Mich.	Farmington
27	Treyton McKee	PK	5-11	180	Fr.	Lancaster, Ohio	Bloom-Carroll HS
27	Coleman Teasdale	LB	6-1	185	R-Fr.	Louisville, Colo.	Centaurus/East Coast Prep
30	PaSean Wimberly***	RB	5-10	180	Gr.*	Toledo, Ohio	Whitmer
31	D'kyah Banks	S	6-5	175	R-Fr.	Atlanta, Ga.	Grayson
32	Rico Garcia	CB	5-10	180	Fr.	Tampa, Fla.	Berkeley Prep
33	Jaimion Olverson	DE	6-3	255	Fr.	Cincinnati, Ohio	Princeton
34	Tyron Steed	CB	6-1	175	Fr.	St. Louis, Mo.	Cardinal Ritter College Prep
35	Cashmire Lewis	LB	6-4	215	Fr.	Hartford, Conn.	Windsor
36	Jabari Mitchell	LB	6-3	230	So.	Reynoldsburg, Ohio	Reynoldsburg
37	Garrison Blair	CB	5-10	175	R-Fr.	Carrollton, Texas	Hebron
38	Dierre Kelly***	DT	6-2	275	Gr.	Gary, Ind.	Merrillville
39	Henry Reifschneider	LB	6-0	210	R-Fr.	Waynesville, Ohio	Archbishop Alter
40	DeVenchi Arnold II	S	6-1	185	Fr.	District Heights, Md.	Gonzaga College (D.C.)
40	Ethan Warner	PK	5-9	180	Jr.	Bowling Green, Ohio	Bowling Green
41	Jahvion Jarmon	CB	5-11	170	Fr.	Cincinnati, Ohio	Robert A. Taft
41	Quillan Jimenez	LS	6-2	230	So.	Tampa, Fla.	Sickles/Houston

No.	Name	Pos.
11	Collins Acheampong ..	DE
7	David Afogho*	DE
22	Nakai Amachree	RB
3	Lucian Anderson III*	QB
26	Josira Andrews	CB
40	DeVenchi Arnold II	S
31	D'kyah Banks	S
37	Garrison Blair	CB
81	Arlis Boardingham ..	TE
54	Brody Bolyn*	C
45	Bam Booker**	DE
16	Jay'Quan Bostic	S
80	Ocean Brabbs	TE
23	Myles Bradley**	DE
55	Evan Branch-Haynes**	DT
65	Jake Burns**	C
16	Austin Clay	WR
73	Caden Campbell	OG
2	MJ Cannon	CB
47	George Carlson***	LS
89	Blane Cleaver*	TE
24	Bryce DeFalco	RB
14	Austyn Dendy	RB
43	Martreece Dillard	DT
23	Chris Edmonds	RB
24	Justin Eklund*	LB
15	Preston EstoEsta	S
55	Tunde Fatukasi***	OT
32	Rico Garcia	CB
2	RJ Garcia II	WR
54	Dior Garner	DT
5	Eriq George	DE
50	Vincent Giordano ...	OT
15	Caleb Goodloe	WR
70	Alex Harris	OT
21	Gavin Harris	CB
88	Jacob Harris*	TE
19	John Henderson*	P
25	Jace Henry*	CB
18	Andrew Hines III	LB
11	Finn Hogan**	WR
82	Eli Jacon-Duffy	TE
41	Jahvion Jarmon	CB
41	Quillan Jimenez	LS
19	Jahai Johnson	S
10	JoJo Johnson	CB
7	Jyrin Johnson	TE
17	Trey Johnson*	WR
38	Dierre Kelly***	DT
85	Travis Kenner*	PK
44	Leo Kemp	FB
69	Andrew Kilfoyl	OG
14	Jackson Kleather** ...	K
58	Ethan Kraatz	OL
4	Gideon Lampron	LB
12	DeShaun Lanier	WR
35	Cashmire Lewis	LB
48	Quentin Lewis	DE
85	Reece Little	TE
46	Zach Long*	K
9	Darius Lorfils***	S
12	Caden Marshall	LB
8	Baron May*	QB
8	Jalen McClendon ...	CB
27	Treyton McKee	PK
4	Chris McMillian	RB
13	Cynceir McNeal	WR

» NUMERICAL/ALPHABETICAL ROSTER

No	Name	Pos	Ht	Wt	Yr	Hometown	High School/Previous School
42	Chris Williams***	LB	6-2	235	Gr.	Alpharetta, Ga.	King's Ridge Christian
43	Martreece Dillard	DT	6-5	275	R-Fr.	Buford, Ga.	Buford
44	Leo Kemp	FB	5-11	220	Jr.	Paso Robles, Calif.	Paso Robles/UCLA
44	AJ Odom	LB	6-3	220	Jr.	Oakman, Ala.	Oakman/Memphis
45	Bam Booker**	DE	6-3	275	Sr.	Cincinnati, Ohio	Winton Woods/Maryland
46	Zach Long*	K	6-3	190	Gr.	Tampa, Fla.	Hillsborough/Troy
47	George Carlson***	LS	6-1	225	Gr.	Woodstock, Ill.	Marian Central
48	Quentin Lewis	DE	6-2	220	Fr.	Snellville, Ga.	South Gwinnett
50	Vincent Giordano	OT	6-5	290	Fr.	West Chester, Ohio	Lakota West
53	Masyn Zahursky	OG	6-4	290	Fr.	Berea, Ohio	Berea-Midpark HS
54	Brody Bolyn*	C	6-3	305	So.	Uniondale, Ind.	Norwell
54	Dior Garner	DT	6-3	275	Fr.	Canton, Ohio	McKinley
55	Evan Branch-Haynes**	DT	6-2	300	Gr.	Richmond, Calif.	Sacred Heart Cathedral Prep/Arizona
55	Tunde Fatukasi***	OT	6-5	320	Gr.*	Far Rockaway, N.Y.	Erasmus Hall/Rutgers
56	Ian van der Merwe	DT	6-1	260	Jr.	Tucson, Ariz.	Ironwood Ridge
57	Alex Padgett***	C	6-6	330	Sr.	Avon Lake, Ohio	Avon Lake
57	DayIn White*	DT	6-4	295	So.	Lewisville, Texas	Hebron
58	Ethan Kraatz	OT	6-4	280	Fr.	Saginaw, Mich.	Heritage
58	Ashton Yeager	DT	6-3	270	Fr.	Findlay, Ohio	Findlay
65	Jake Burns**	C	6-2	305	Gr.	Akron, Ohio	Archbishop Hoban/Cincinnati
66	Zane Panchula	OT	6-5	300	Fr.	Rockford, Mich.	Rockford HS
69	Andrew Kilfoyl	OG	6-5	335	Sr.	Tampa, Fla.	Gaither/South Florida
70	Alex Harris	OT	6-5	305	R-Fr.	Cleveland, Ohio	Rhodes
72	Cade Zimmerly***	OG	6-1	295	Gr.	Perrysburg, Ohio	Perrysburg
73	Caden Campbell	OG	6-4	260	R-Fr.	Rochester, Mich.	De La Salle
75	Nate Pabst** (c)	OT	6-5	310	Gr.	Springdale, Ohio	Archbishop Moeller
77	James Thomas Jr.*	OG	6-5	300	So.	Fairfield, Ohio	Fairfield
78	Alexis Sanchez	OG	6-3	330	Jr.	Glendale, Ariz.	Mountain Ridge/Tennessee State
80	Ocean Brabbs	TE	6-3	195	R-Fr.	Ann Arbor, Mich.	Pioneer
81	Arlis Boardingham	TE	6-3	245	Jr.	Van Nuys, Calif.	Birmingham/Florida
82	Eli Jacon-Duffy	TE	6-4	230	R-Fr.	Pleasant Plain, Ohio	Archbishop Moeller
83	Pierce St Geme	WR	5-11	170	R-Fr.	San Francisco, Calif.	St. Ignatius Prep
85	Travis Kenner*	PK	5-10	180	So.	Temperance, Mich.	St. Francis de Sales (Ohio)
85	Reece Little	TE	6-3	215	Fr.	Findlay, Ohio	Findlay
86	Jeremiah Scoby	TE	6-3	210	Fr.	Dickinson, Texas	Dickinson
87	Jared Merk*	WR	6-2	190	So.	Cincinnati, Ohio	Archbishop Moeller
88	Jacob Harris*	TE	6-4	245	So.	Westerville, Ohio	Westerville Central
89	Blane Cleaver*	TE	6-2	240	Gr.	Berwick, Pa.	Berwick Area/Army
98	Malik Moses	DT	6-4	270	R-Fr.	Snellville, Ga.	South Gwinnett
99	Brendon Rice	DT	6-2	295	Fr.	Farmington, Mich.	North Farmington

Key:

Yr* = utilizing COVID year, *** beside name indicates letters won, (c)- captain

Coaching Staff:

Eddie George (head coach), Brandon Fisher (associate head coach/defensive coordinator), Travis Partridge (co-offensive coordinator/passing game coordinator/quarterbacks), Greg Nosal (co-offensive coordinator/offensive line), Alex Bayer (special teams coordinator), Dewayne Alexander (assistant head coach/tight ends), Joe Bowden (linebackers), Josh Crawford (running backs), Derrick Jackson (defensive backs), Bruce Johnson (wide receivers), Richard McNutt (secondary), Clyde Simmons (defensive line), Brian White (senior analyst/running backs), Zac Garvin (special teams quality control), Levi Gazarek (offensive quality control), Scott Stolz (defensive quality control), Chris Fenelon (head strength & conditioning coach), C.J. McFarland (associate strength & conditioning coach), Ed Sykes (assistant strength & conditioning coach).

PRONUNCIATION GUIDE

PLAYER PRONUNCIATION GUIDE

Collins Acheampong	ah-CHAM-pong
David Afogh	AH-foe-GO
Nakai Amachree	Nah-Kai Ah-mock-ree
Josira Andrews	Joe-si-rah
Lucian Anderson III	LOO-shun
DeVenchi Arnold II	deh-VEN-chee
D'kyah Banks	Dah-Kai
Tunde Fatukasi	tune-day, faa-too-KAH-see
Vincent Giordano	GEE-or-dah-no
Jahvion Jarmon	JAH-vee-on JAR-mun
Quillan Jimenez	Quill-en hee-MEN-es
Dierre Kelly	Dee-Air
Jackson Kleather	Klee-thur
Gideon Lampron	LAM-prun
Darius Lorflis	Lore-Fills

Chris McMillian	mick-MILL-in
Cynceir McNeal	sincere
Hunter Najm	NAH-zhum
Jaimion Olverson	JAY-mee-on OHL-ver-sun
Zane Panchula	pan-CHOO-luh
Henry Reifschneider	Reef-SHNIGH-duhr
Jeremiah Scoby	SCO-tee
Reis Stocksdaile	REES (rhymes with "peace")
PaSean Wimberly	PAY-shawn
Masyn Zahursky	zuh-HUR-skee

COACH PRONUNCIATION GUIDE

Greg Nosal	NO-sal
Levi Gazarek	guh-ZAIR-ek

No.	Name	Pos.
19	Carsen Melvin	QB
87	Jared Merk*	WR
1	Allen Middleton	WR
36	Jabari Mitchell	LB
98	Malik Moses	DT
10	Hunter Najm	QB
20	TJ Nelson	LB
44	AJ Odom	LB
33	Jaimion Olverson	DE
75	Nate Pabst**	OT
57	Alex Padgett***	C
66	Zane Panchula	OT
0	Kal-EI Pascal*	S
26	Cameron Pettaway	RB
25	Mar'Kel Porter	RB
3	Dorian Pringle*	LB
9	Drew Pyne	QB
39	Henry Reifschneider	LB
99	Brendon Rice	DT
5	Brennan Ridley	WR
0	Kaderis Roberts	RB
78	Alexis Sanchez	OG
86	Jeremiah Scoby	TE
18	Winn Sharp	WR
83	Pierce St Geme	WR
34	Tyron Steed	CB
6	Reis Stocksdaile	WR
27	Coleman Teasdale	LB
77	James Thomas Jr.	OG
17	Isaiah Thomison	DE
56	Ian van der Merwe	DT
6	Victor Vazquez*	S
1	Keyon Washington	CB
40	Ethan Warner	PK
57	DayIn White*	DT
42	Chris Williams***	LB
30	PaSean Wimberly***	RB
58	Ashton Yeager	DT
53	Masyn Zahursky	OG
72	Cade Zimmerly***	OG

» DEPTH CHART VS. CINCINNATI

OFFENSE (Multiple)

Pos	No	Name	Ht	Wt	Yr
WR	11	Finn Hogan	6-5	220	Sr.
	18	Winn Sharp	6-5	205	R-Fr.
LT	55	Tunde Fatukasi	6-5	310	Gr.
	70	Alex Harris	6-5	320	R-Fr.
LG	65	Jake Burns	6-2	320	Gr.
	78	Alexis Sanchez	6-3	335	Jr.
C	57	Alex Padgett	6-6	330	Gr.
	54	Brody Bolyn	6-3	310	So.
RG	69	Andrew Kilfoyl	6-5	315	Sr.
	73	Caden Campbell	6-4	275	R-Fr.
RT	75	Nate Pabst	6-5	315	Gr.
	77	James Thomas Jr.	6-5	295	So.
TE	88	Jacob Harris	6-4	245	So.
	89	Blane Cleaver	6-2	235	Gr.
TE	7	Jyrin Johnson	6-4	235	Gr.
	81	Arlis Boardingham	6-3	250	Jr.
or	82	Eli Jacon-Duffy	6-4	245	R-Fr.
WR	1	Allen Middleton	5-11	190	So.
	6	Reis Stocksdales	5-10	185	Gr.
WR	2	RJ Garcia II	6-0	180	Sr.
	17	Trey Johnson	6-0	195	Jr.
TB	4	Chris McMillian	5-10	190	Jr.
	or 26	Cameron Pettaway	5-10	180	R-Fr.
or	0	Kaderris Roberts	5-8	170	Sr.
	22	Nakai Amachree	5-10	195	R-Fr.
QB	9	Drew Pyne	6-0	200	Gr.
	3	Lucian Anderson III	6-3	200	So.
	8	Baron May	6-0	195	Gr.

DEFENSE (Multiple)

Pos	No	Name	Ht	Wt	Yr
LE	5	Eriq George	6-3	285	Jr.
	or 45	Bam Booker	6-3	280	Sr.
	11	Collins Acheampong	6-7	270	So.
	or 17	Isaiah Thomison	6-3	280	So.
DT	38	Dierre Kelly	6-2	285	Gr.
	33	Jaimion Olverson	6-3	275	Fr.
NT	55	Evan Branch-Haynes	6-2	290	Gr.
	57	DayIn White	6-4	300	So.
BUCK	7	David Afogho	6-3	245	So.
	23	Myles Bradley	6-0	225	Jr.
WLB	4	Gideon Lampron	6-0	220	Jr.
	12	Caden Marshall	6-2	215	R-Fr.
	20	TJ Nelson	6-0	215	R-Fr.
MLB	3	Dorian Pringle	6-0	225	So.
	18	Andrew Hines III	6-0	230	R-Fr.
NICKEL/	2	MJ Cannon	6-3	205	Jr.
SLB	24	Justin Eklund	6-2	235	Jr.
LC	1	Keyon Washington	6-1	185	R-Fr.
	10	JoJo Johnson	6-0	180	Sr.
RC	8	Jalen McClendon	6-0	185	Sr.
	26	Josira Andrews	5-10	180	R-Fr.
SS	9	Darius Lorfils	6-2	190	Sr.
	6	Victor Vazquez	5-10	195	Gr.
FS	0	Kal-El Pascal	6-0	195	So.
	19	Jahai Johnson	6-1	200	Fr.

SPECIAL TEAMS

P	19	John Henderson	6-1	180	Sr.
	85	Travis Kenner	5-10	175	So.
PK	14	Jackson Kleather	5-10	185	Jr.
	46	Zach Long	6-3	190	Gr.
KO	46	Zach Long	6-3	190	Gr.
	40	Ethan Warner	5-9	195	Jr.
Hold	85	Travis Kenner	5-10	180	So.
LS	47	George Carlson	6-1	225	Gr.
	41	Quillan Jimenez	6-2	215	So.
PR	5	Brennan Ridley	5-11	175	So.
	6	Reis Stocksdales	5-10	185	Gr.
KOR	26	Cameron Pettaway	5-10	180	R-Fr.
	0	Kaderris Roberts	5-8	170	Sr.