

2025 GAME NOTES

CINCINNATI / FOOTBALL

GAME
5

CINCINNATI

CINCINNATI BEARCATS

3-1 • 1-0 BIG 12



#14/12 IOWA STATE CYCLONES

5-0 • 2-0 BIG 12

IOWA STATE

SATURDAY, OCT. 4, 2025 • 12 PM ET • CARSON FIELD AT HISTORIC NIPPERT STADIUM • CINCINNATI, OHIO

THE STRONG SHALL REIGN

2025 SCHEDULE

DATE	OPPONENT (TV)	RESULT/TIME (ET)
Aug. 28	vs. Nebraska [^] (ESPN)	L, 17-20
SEPT. 6	BOWLING GREEN (ESPN+)	W, 34-20
SEPT. 13	NORTHWESTERN STATE (ESPN+)	W, 70-0
Sept. 27	at Kansas* (TNT/truTV/HBO Max)	W, 37-34
OCT. 4	#14/12 IOWA STATE* (ESPN2)	NOON
OCT. 11	UCF* (FS1)	NOON
Oct. 18	at Oklahoma State*	TBA
OCT. 25	BAYLOR*	TBA
Nov. 1	at Utah*	TBA
NOV. 15	ARIZONA*	TBA
NOV. 22	BYU*	TBA
Nov. 29	at TCU*	TBA

All times ET. Home in **BOLD CAPS**, played at Nippert Stadium

* - Big 12 Conference game; [^] - GEHA Field (Kansas City)

ON THE AIR

TV: ESPN2

Play-by-Play Roy Philpott
Analyst..... Sam Acho
Sidelines Taylor Davis

RADIO: BEARCATS SPORTS NETWORK

Play-by-Play Dan Hoard
Analyst..... Jim Kelly Jr.
Sideline..... Tony Pike
Host/Engineer Mo Egger
Local: 700 WLW

Satellite: SiriusXM 160 or 199 and on the SiriusXM App

App: iHeart Radio App and The Varsity Network: Search "Cincinnati"

LIVE STATS: Cincinnati.StatBroadcast.com

TABLE OF CONTENTS

Quick Hits.....	1
Media Information.....	2
Matchup Information.....	3
Game Notes	4-10
Nippert Stadium/Indoor Practice Facility	11-12
Rosters.....	13-14
Depth Chart/Pronunciations.....	15
Head Coach Scott Satterfield	16-17
Assistant Coaches/Support Staff	18
Player Capsules.....	19-29
Starter Information.....	30
Last Time It Happened.....	31
Single-Game Records.....	32
Game Capsules.....	33-34
Statistics.....	35-46
Scoring Drives/Long Plays.....	47
Record Book.....	48-59



CINCINNATI BEARCATS

Head Coach Scott Satterfield

Record at Cincinnati 11-17 (.393, 3rd Year)

Overall Record 87-65 (.572, 13th Year)



#14/12 IOWA STATE

Head Coach Matt Campbell

Record at School 69-51 (.575, 10th Year)

Overall Record 104-66 (.612, 15th Year)

GAME INFORMATION

Facility Carson Field at Historic Nippert Stadium

Capacity 38,007

TV ESPN2

Radio 700 WLW | SiriusXM 160 or 199 and on the SiriusXM App

Series Record Iowa State leads 2-0

Home/Away/Neutral 0-1/0-1/0-0

Last Meeting Iowa State won 34-17 (2024)

Series Streak L2

CINCINNATI WELCOMES IOWA STATE TO NIPPERT STADIUM

- The Cincinnati football team is coming off a massive 37-34 come-from-behind victory at Kansas where QB Brendan Sorsby solidified himself as one of the country's top signal callers this season as he passed for 388 yards and two scores while adding 52 yards on the ground at David Booth Kansas Memorial Stadium. He led a 10-play, 75-yard game-winning drive with 1:45 left in which he converted a 4th-and-10 pass to junior receiver Noah Jennings that set up a Tawee Walker TD run. Senior receiver Cyrus Allen had a career day with 11 receptions and 128 yards as UC totaled 603 yards.
- The Bearcats open the Big 12 with a 1-0 record and bring a three-game winning streak - their first since 2022 - back home to Historic Nippert Stadium to welcome the No. 14/12-ranked Iowa State Cyclones, who are 5-0 and coming off a 39-14 win over Arizona. The Cyclones are led by QB Rocco Becht (seven passing TDs, five rushing TDs) and a stout defense that is allowing just 14.2 ppg (No. 18 in the nation) and leads the Big 12 with six interceptions.
- Cincinnati will stripe the stadium red and black to welcome the first ranked opponent at Nippert Stadium since No. 16/14 Oklahoma came to UC on Sept. 23, 2023 for Cincinnati's first-ever home Big 12 game.
- The night before the game, WWE will host *Friday Night SmackDown* at Heritage Bank Arena. It is one of four *Friday Night SmackDown* events taking place the night before a Big 12 game as part of a multi-faceted partnership between the two organizations. WWE personality Angelo Dawkins, who is from nearby Fairfield, will be in attendance at the game on Saturday.
- All-American DT Dontay Corleone has not played the last two games after suffering at an injury versus Bowling Green. He was listed as questionable ahead of the Kansas game. Iowa State's two-time all-conference DT Dominique Orange did not finish the Arizona game. If both return for Saturday, it will be a matchup of two of the Big 12's top interior defenders.

THE LAST TIME WE PLAYED ON OCTOBER 4

- Cincinnati will play on Oct. 4 for the first time in six years - since a then-unknown freshman cornerback named Ahmad Gardner had a game-altering pick-six of QB Dillon Gabriel in the third quarter to lead unranked Cincinnati past No. 18 UCF for a 27-24 victory at Nippert Stadium. The win snapped the Knights' 19-game conference winning streak and propelled Gardner, who became known simply as "Sauce," and the Bearcats to the top of the AAC and the Group of 5 from 2019 to 2021.

NIPPERT STADIUM: OUR HISTORIC HOME

- UC has played at the same site since 1901, making Carson Field the second-oldest playing site in the nation for college football - behind only Penn's Franklin Field. Arch Carson, as team captain, helped start football at UC in 1885 and in 1901 as physical director at UC, he led the construction of the field. In 1915, brick and concrete structure replaced wooden stands.
- On Nov. 8, 1924, the completed stadium was dedicated as James Gamble Nippert Memorial Stadium with a capacity of 12,000.
- The stadium was named in honor of team captain Jimmy Nippert who died a month after sustaining a spike wound injury during the season-ending clash with Miami (Ohio). His grandfather, James N. Gamble of Procter and Gamble funded the completion.
- Today, Nippert Stadium holds just over 38,000 seats, features more than 1,000 club-level seats and over 50 suites, and sits as a bowl below the surface at the center of campus. The "Wrigley Field of college football" provides a unique homefield advantage.
- Since the start of 2015, Cincinnati is 47-19 at Nippert Stadium and 91-31 since 2000.
- The Bearcats boast an all-time record of 362-200-13 (.641) at Nippert Stadium since its dedication on Nov. 8, 1924.
- Cincinnati, which started playing football in 1885, is in its 138th season and owns an all-time record of 670-616-50 (.520).

SORSBY RATED PFF'S NO. 1 QUARTERBACK

- QB Brendan Sorsby is PFF's No. 1-rated starting QB (92.2) through five weeks and ranks sixth in the country in Total QBR (87.2).
- He has completed 74 of 107 attempts for 1,043 yards and 10 touchdowns with one interception to go along with 227 yards and four scores on the ground. In the first half, Sorsby has been even better, completing 46 of 61 passes (75.4%) for 632 yards and nine scores for a nation's best 211.4 first-half efficiency rating.
- The last three games:** Since throwing the interception on his last pass attempt in the season-opening 20-17 loss to Nebraska, Sorsby has been incredible. Over the last three games, he has completed 61 of 82 pass attempts (74.4%) for 974 yards and 10 touchdowns with no turnovers. He collected Big 12 Offensive Player of the Week following the NW State and Kansas victories.
- Sorsby at home in 2025:** He has completed 32 of 39 passes (82%) for 586 yards and eight TDs for a passer rating of (275.96 - best home passer rating in the country).
- Sorsby at Nippert Stadium:** He has completed 157 of 224 passes (70%) for 2,100 yards and 16 TDs with just three INTs over eight career games at Nippert Stadium.

NEWS AND NOTES

- Led by sixth-year senior, four-year starter and three-time team captain Gavin Gerhardt, the Cincinnati offensive line has allowed just one sack through four games (tied for No. 1 nationally) and ranks first in the Big 12 and tied for fourth nationally in TFLs allowed (12.0). The O-Line was named the Big 12 O-Line of the Week for a second time following the Kansas win.
- Senior LB Jake Golday (9.0 tackles per game, No. 2 in the Big 12) was one of three Bearcats on Bruce Feldman's annual "Freaks" List, joining WR Jeff Caldwell and Corleone. Fellow senior LB Jack Dingle was on the list in 2024.
- K Stephen Rusnak has made 17 straight FGs and is 6 for 6 in 2025 after making all 11 of his tries at Charlotte in 2024. He is the only kicker in the country to be perfect in 2024 and 2025. He was named Big 12 Special Teams POTW on Monday.

GET CONNECTED:

GoBears
GoBearsFootballGoBears
GoBearsFB / CoachSattUCGoBears
GoBearsFB

The University of Cincinnati Athletics Communications and Strategic Brand Engagement Office is ready to assist you in to make the experience of covering UC Athletics productive and rewarding.

Richard E. Lindner Center • Suite 860
2751 O'Varsity Way • Cincinnati, OH 45221-0021

SID Phone 513-556-5191
Press Box Phone 513-556-1010
Website GoBEARCATS.com

Zach Stipe (Coach Satterfield) Associate AD/Comms. & SBE
865-244-6119 stipezd@ucmail.uc.edu
David Cohen (Players) Director, SBE
817-739-6585 cohend3@ucmail.uc.edu
Chris Cullum (Secondary) Director, SBE
630-220-4147 cullumcm@ucmail.uc.edu

ON THE WEB

Information on the University of Cincinnati football team is available at www.GoBEARCATS.com. To receive the UC updates via email, please send a request to Zach Stipe (stipezd@ucmail.uc.edu), Chris Cullum (cullumcm@ucmail.uc.edu) or David Cohen (cohend3@ucmail.uc.edu).

PRACTICES

During a typical Saturday game week, media may interview players and coaches immediately following practice on Tuesday. Practice is generally closed to the public. Anyone hoping to observe practice should contact UC Athletics Communications in advance. Failure to do so may result in an individual's removal from the venue. During regular-season practices, unless otherwise noted, still and television photographers will be allowed to shoot stretching and select periods.

PRESS BOX SERVICES

All media members will be provided with access to game notes via GoBEARCATS.com. At the quarter breaks and halftime, quickie stats and drive charts will be printed and distributed via email. Following the game, a complete post-game statistics package will be distributed via email and will contain a scoring summary, final team statistics, final individual statistics, complete play-by-play, drive charts for both halves, halftime statistics, defensive statistics, substitution chart, postgame quotes from both head coaches and players and postgame notes.

LIVE STATS

Live in-game statistics will be available via StatBroadcast.

INTERNET

Wireless Internet is available in the press box at Nippert Stadium. Members of the Athletics Communications staff will be available to assist you. There is no access fee.

WEEKLY MEDIA AVAILABILITY

Head Coach Scott Satterfield will be available to the media every Tuesday at noon ET during the season with the exception of UC's bye weeks. The press conference is streamed live on ESPN+ and @GoBears on Twitter. Players will be made available at the discretion of the coaching staff.

MEDIA CREDENTIALS

Requests for official working media credentials should be directed to the UC Sports Communications Office. All requests should be received no later than noon, four days prior to the game. Visit the football page at GoBEARCATS.com to request credentials online.

Season credentials will be available for pickup prior to the first game. Credentials may be picked up on gameday at the media will call located at the TUC.

On gameday, media should park in Clifton Court Garage and enter Nippert Stadium through Gate J.

Please contact Zach Stipe for any UC Football credential needs.

SCOUTING PASSES

Professional scouts may obtain credentials through UC's Athletics Communications Office. Scouts will be issued seating in the press box on a space-available basis.

SIDELINE PASSES

The University of Cincinnati follows NCAA guidelines regarding media representatives on the sidelines. Photographers and videographers are permitted to shoot between the 25-yard lines and the goal lines on both sidelines and behind the restraining line in the end zone.

SCOTT SATTERFIELD RADIO SHOW

The hour-long program with Coach Satterfield, Dan Hoard and Jim Kelly Jr. will air weekly on Tuesdays from 8-9 p.m. ET on WCKY and 700 WLW AM this season. Fans can listen online at iheart.com and through 700 WLW's iHeartRadio app. For those who can't catch the program live, a podcast of the weekly program will be made available free of charge on 700WLW.com.

MOBILE APP

The Cincinnati Bearcats app for iPhone, iPad and Android devices offers fans a wide variety of information on the Bearcats — home and away. The free app is available in the App Store and Google Play.

2025 QUICK FACTS

GENERAL INFORMATION

Location: Cincinnati, Ohio 45221
Founded: 1819
Enrollment: 54,000+ (Fall 2025)
Conference: Big 12
Nickname: Bearcats
Colors: Red (PMS 186) and Black
Home Field: Nippert Stadium
Surface/Capacity: Motz 24/7 Field System/38,088
President: Neville G. Pinto, PhD
Director of Athletics: John Cunningham
Faculty Representative: Brian Hatch, PhD

HISTORY

First Year of Football: 1885
All-Time Record: 670-616-50
All-Time Bowl Record: 10-12
Last Bowl: 2022 Wasabi Fenway Bowl
Last Bowl Opponent: Louisville (L, 7-24)

2025 TEAM INFORMATION

Basic Offense: Multiple
Basic Defense: Multiple
Letterwinners Returning/Lost: 30/31
Starters Returning/Lost: 9/16
O | D | ST: 4/7 | 5/6 | 0/3

2024 INFORMATION

Overall Record: 5-7
Home/Road/Neutral: 3-3/2-4/0-0
Big 12 Record: 3-6
Final Ranking: NR

COACHING STAFF

Head Coach: Scott Satterfield
Alma Mater: Appalachian State '96
Record at UC/Years: 11-17/3
Career Record/Years: 87-65/13
Twitter: @CoachSattUC
Best time to reach coach: Contact SID

Defensive Coordinator/Safeties: Tyson Viedt
Offensive Coordinator/WRs: Brad Glenn
Co-Defensive Coordinator/Linebackers: Cortney Braswell
Assistant Coaches: Adam Braithwaite (STARS), Nic Cardwell (OL), Sean Dawkins (RB), Eddie Hicks (CB), Josh Stepp (TE), Walter Stewart (DL), Pete Thomas (QB), Luke Paschall (ST), Vijay Stingley (IWR), Chris Canada (Asst. QB), Tim Conner (Asst. ST), Grant Gourley (Asst. CB), Josh Runda (Asst. S), David Flores (Asst. OL), Roger Carter (Asst. RB), Theo Lemon (Asst. DL), Jacob Brandon (Asst. LB)
Director of FB Sports Performance: Niko Palazeti
Chief Of Staff: Brad Wittke
General Manager: Zach Grant
Senior Advisor to the Head Coach: Robern Nunn

collegepressbox
SINCE 2005 EVERYTHING BUT THE PREGAME MEAL

collegepressbox is the official media website for Division I football. Access and download game notes, quotes, statistics, media guides, headshots, logos and more for all FBS schools, conferences, postseason games, awards and the College Football Playoff. For access, please register for an account at collegepressbox.com/register.

OPPONENT INFORMATION

HEAD COACH: Matt Campbell
RECORD AT SCHOOL: 69-51 (10th Year)
CONFERENCE: Big 12
2025 RECORD: 5-0, 2-0 Big 12
2024 POSTSEASON: Pop Tarts Bowl - W, 42-41 vs. No. 15 Miami



SERIES INFORMATION

Series Record Iowa State leads 2-0
At Cincinnati..... Iowa State leads 1-0
At Iowa State Iowa State leads 1-0
At Neutral Sites N/A
Most UC points17 (2024)
Most Iowa State points..... 34 (2024)
Combined points..... 51 (2024)
Biggest UC win..... N/A
Biggest Iowa State win.....20 (2023)

GAME-BY-GAME

Year	Site	Score	Winner
2023	Cincinnati	30-10	Iowa State
2024	Iowa State	34-17	Iowa State

LAST TIME VS. IOWA STATE

vs. IOWA STATE					
November 16, 2024					
AMES, IOWA					
	1	2	3	4	F
Iowa State	7	3	10	14	34
Cincinnati	7	3	0	7	17

	CIN	ISU
FIRST DOWNS	15	21
RUSHES-YARDS (NET)	39-287	34-152
PASSING YDS (NET).....	66	234
Passes Att-Comp-Int.....	10-18-0	24-35-0
TOTAL OFFENSE PLAYS-YARDS	57-353	69-386
Fumble Returns-Yards.....	0-0	0-0
Punt Returns-Yards.....	1-13	1-28
Kickoff Returns-Yards.....	1-26	2-53
Interception Returns-Yards	0-0	0-0
Punts (Number-Avg).....	6-37.3	4-45.2
Fumbles-Lost.....	1-1	1-1
Penalties-Yards.....	13-97	7-40
Possession Time.....	28:12	31:48
Third-Down Conversions.....	3 of 11	7 of 16
Fourth-Down Conversions	1 of 1	3 of 3
Red-Zone Scores-Chances.....	2-2	3-3
Sacks By: Number-Yards.....	1-4	0-0

RUSHING: Cincinnati- SORSBY, Brendan 14-141; KINER, Corey 18-120; PRYOR, Evan 6-31; JACKSON JR., Barry 1(-5)
ISU- SAMA, Abu 12-52; BECHT, Rocco 7-48; KLOTZ, Stevo 1-22; FLORA, Aiden 3-16; HANSEN, Carson 9-11; MOBERLY, Connor 1-5; JACKSON, Jaylon 1(-2)

PASSING: Cincinnati- SORSBY, Brendan 10-18-0-66
ISU- BECHT, Rocco 24-33-0-234; NOEL, Jaylin 0-1-0-0

RECEIVING: Cincinnati- JOHNSON, Tony 3-43; HENDERSON, Xzavier 1-12; ROYER, Joe 2-8; KINER, Corey 1-4; PRYOR, Evan 3(-1)
ISU- BURKLE, Gabe 6-73; HIGGINS, Jarden 6-69; NOEL, Jaylin 6-43; KLOTZ, Stevo 3-32; ESKILDSEN, Brett 2-17; JACKSON, Jaylon 1-0

RECORD UNDER SATTERFIELD

	AT UC	STREAK
Overall	11-17	W3
Home	6-9	W2
Road	5-7	W1
Neutral	0-1	L1
Conference	5-14	W1
Home	2-7	L1
Road	3-7	W1
Neutral	0-0	
Non-Conference	6-3	W3
Home	2-2	W1
Road	3-0	W3
Neutral	0-1	L1
Postseason		
Home	0-0	
Away	0-0	
Neutral	0-0	

THE MATCH UP

CINCINNATI (3-1, 1-0 BIG 12)			
TEAM STATISTICS			
	CIN	OPP	
Points/Game	39.5	18.5	
First Downs	90	76	
Rushing/Game	191.5	107.0	
Passing/Game	288.0	249.0	
Total Offense/Game	479.5	356.0	
Fumbles-Lost	4-2	7-2	
Pen./Yds per Game	24-205	17-123	
Time of Possession	24:40	32:50	

INDIVIDUAL LEADERS

RUSHING	Att	Net	Avg	TD	YPG
Sorsby	35	227	6.5	4	56.8
Walker	42	224	5.3	3	56.0

PASSING	C-A-I	Pct.	Yds	TD	YPG
Sorsby	74-107-1	69.2	1043	10	260.8

RECEIVING	Rec	Yds	Avg	TD	YPG
Allen	23	273	11.9	5	68.3
Goodie	13	251	19.3	1	62.8

DEFENSE	U-A-TT	TFL	Sck.	Int.	PBU
Golday	15-21-36	2.0	2.0	0	0
Gola-Callard	5-14-19	1.5	0.0	0	1

IOWA STATE (5-0, 2-0 Big 12)			
TEAM STATISTICS			
	ISU	OPP	
Points/Game	31.60	14.20	
First Downs	100	80	
Rushing/Game	151.0	118.2	
Passing/Game	235.2	191.4	
Total Offense/Game	386.2	309.6	
Fumbles-Lost	5-3	7-2	
Pen./Yds per Game	13-113	27-242	
Time of Possession	30:53	29:07	

INDIVIDUAL LEADERS

RUSHING	Att	Net	Avg	TD	YPG
Hansen	73	315	4.3	2	63.0
Sama Iii	50	208	4.2	2	41.6

PASSING	C-A-I	Pct.	Yds	TD	YPG
Rocco	79-120-2	65.8	1103	7	220.6

RECEIVING	Rec	Yds	Avg	TD	YPG
Eskildsen	10	216	21.6	1	43.2
Sowell	8	178	22.3	0	35.6

DEFENSE	U-A-TT	TFL	Sck.	Int.	PBU
Neal Jr.	20-14-34	5.5	1.0	0	2
Patton	17-11-28	0.0	0.0	2	2

2025 NCAA TEAM RANKINGS		
CATEGORY	CIN	ISU
Total Offense	17	72
Rushing Offense	41	78
Passing Offense	25	63
Team Passing Efficiency	7	27
Scoring Offense	16	57
Total Defense	65	36
Rushing Defense	31	45
Passing Yards Allowed	103	52
Team Passing Effic. Def.	126	31
Scoring Defense	36	18
Turnover Margin	84	35
3rd Down Conversion Pct	89	28
4th Down Conversion Pct	1	1
3rd Down Conversion Pct Def.	53	75
4th Down Conversion Pct Def.	94	21
Red Zone Offense	41	105
Red Zone Defense	60	65
Net Punting	3	10
Punt Returns	110	1
Kickoff Returns	81	20
First Downs Offense	74	42
First Downs Defense	42	51
Fewest Penalties Per Game	59	2
Time of Possession	132	54

2025 CINCINNATI FOOTBALL

PRESEASON ALL-AMERICAN

A two-time All-American, "The Godfather" earned his third consecutive all-conference nod last season, collecting First Team All-Big 12 honors. He logged 26 tackles, 5.0 tackles for loss, and 3.5 sacks while overcoming a difficult offseason that saw him sidelined with blood clots for three months. Corleone returned to action on Sept. 3 last year and made an immediate impact.



SINCE 1901 AND 1915

- Nippert Stadium has been the Bearcats playing site since 1901 and the stadium underwent construction in 1915, making it one of the oldest active stadiums in the NCAA FBS. Penn's Franklin Field (1895) takes the honor as the oldest playing site and stadium in Division I.

OLDEST FBS STADIUMS

YEAR	STADIUM	TEAM
1913	Bobby Dodd	Georgia Tech
1914	Davis Wade	Mississippi State
1915	Nippert	Cincinnati
	Vaught-Hemingway	Ole Miss
1917	Camp Randall	Wisconsin

OLDEST FBS PLAYING SITES

YEAR	SITE	TEAM
1901	Nippert Stadium	Cincinnati
1904	Kyle Field	Texas A&M

BEARCATS IN THE PROS

20 former UC players are on active NFL rosters.

NATIONAL FOOTBALL LEAGUE

PLAYER	TEAM	POS.
Jared Bartlett*	Arizona Cardinals	LB
Josiah Deguara*	Arizona Cardinals	TE
Emory Jones^	Atlanta Falcons	QB
Jerome Ford	Cleveland Browns	RB
Josh Whyle*	Green Bay Packers	TE
John Williams^	Green Bay Packers	OL
Alec Pierce	Indianapolis Colts	WR
Tyler Scott*	Indianapolis Colts	WR
Bryan Cook	Kansas City Chiefs	S
Travis Kelce	Kansas City Chiefs	TE
Tre Tucker	Las Vegas Raiders	WR
Ivan Pace Jr.	Minnesota Vikings	ILB
Eric Wilson	Minnesota Vikings	ILB
James Hudson III	New York Giants	OT
Jowon Briggs	New York Jets	DT
Sauce Gardner	New York Jets	CB
Coby Bryant	Seattle Seahawks	CB
Derrick Canteen*	San Francisco 49ers	CB
Lorenz Metz*	Tampa Bay Buccaneers	OT
Chris Moore*	Washington Commanders	WR

* Practice Squad | ^ Injured Reserve | As of Sept. 17

2025 HONORS AND AWARDS

Cyrus Allen

PFF Big 12 Team of the Week (Week 5)

Deondre Buford

Big 12 Offensive Line of the Week (Week 2)
Big 12 Offensive Line of the Week (Week 5)

Jeff Caldwell

Bruce Feldman's "Freaks" List

Dontay Corleone

Walter Camp Preseason Second Team All-American
Phil Steele Preseason All-American
Bronko Nagurski Trophy Watch List
Outland Trophy Watch List
Bednarik Trophy Watch List
Bruce Feldman's "Freaks" List
Panini Senior Bowl 300 Watch List

Joe Cotton

Big 12 Offensive Line of the Week (Week 2)
Big 12 Offensive Line of the Week (Week 5)

Max Fletcher

Ray Guy Award "Ray's 8" (Week 5)

Gavin Gerhardt

Big 12 Offensive Line of the Week (Week 2)
Big 12 Offensive Line of the Week (Week 5)
Rimington Award Watch List
Allstate Good Works Watch List
Wuerffel Trophy Watch List

Jake Golday

Big 12 Defensive Player of the Week (Week 1)
Bruce Feldman's "Freaks" List
Panini Senior Bowl 300 Watch List

Joe Royer

Mackey Award Watch List
Panini Senior Bowl 300 Watch List

Stephen Rusnak

Big 12 Special Teams Player of the Week (Week 5)

Brendan Sorsby

PFF Big 12 Team of the Week (Week 3)
PFF Big 12 Team of the Week (Week 5)
Big 12 Offensive Player of the Week (Week 3)
Big 12 Offensive Player of the Week (Week 5)
Manning Award Star of the Week (Week 5)
Davey O'Brien Award Watch List
Maxwell Award Watch List
Manning Award Watch List
Johnny Unitas Golden Arm Award Watch List
Earl Campbell Tyler Rose Award Watch List

Evan Tengesdahl

Big 12 Offensive Line of the Week (Week 2)
Big 12 Offensive Line of the Week (Week 5)

Jonathan Thompson

PFF Big 12 Team of the Week (Week 1)

Taran Tyo

Big 12 Offensive Line of the Week (Week 2)
Big 12 Offensive Line of the Week (Week 5)

Xavier Williams

PFF Big 12 Team of the Week (Week 1)

DOUBLE DUTY

UC radio voice Dan Hoard also serves as the PxP man for the Cincinnati Bengals, making him the only broadcaster in the country to handle radio PxP duties for an NCAA FBS and NFL team. Hoard, entering his 26th season covering Cincinnati Football, will call games alongside Jim Kelly Jr., who is entering his 35th season calling UC Football. ESPN CFB commentators Wes Durham (Atlanta), Dave Pasch (Arizona) and Bob Wischusen (NY Jets) are NFL radio voices.

Hoard received the Marty Glickman Award for Leadership in Sports Media from Syracuse University's Newhouse School of Public Communications on Nov. 20. Previous winners of the award include Mike Tirico, Bob Costas, Sean McDonough, Beth Mowins, Ian Eagle, Marv Albert, and Dick Stockton.

TRIO OF HALL-OF-FAMERS ON RADIO TEAM

In addition to Hoard's NFL distinction, he is one-third of Cincinnati's Athletics Hall of Fame trio on the airwaves.

Hoard (2019) is flanked by Jim Kelly Jr. (2017), a standout receiver for the Bearcats from 1973-75 who is entering his 35th year as the color commentator. His father, Jim Sr., is the namesake of Cincinnati's Hall of Fame as well. He was a former player, longtime assistant coach and athletics administrator.

Tony Pike, best known as UC's quarterback for its 2008 and 2009 BCS Bowl teams, was surprised by Athletics Director John Cunningham during an interview on his show this summer with the news of his induction this fall.

QUICK HITS

- ESPN's Football Power Index gives the Bearcats a 90.9% chance of reaching six wins this season and currently projects UC to win more than seven games.
- ESPN's "strength of record" metric has UC ranked the No. 29 team in the country, while Iowa State is No. 10 in the same rating.
- ESPN's efficiency rating in the power index ranks UC at No. 25 with the nation's sixth-most efficient offense and No. 16 special teams unit. Cincinnati leads the Big 12 and rank third in the country in net punting (47.45)
- UC is one of 13 teams perfect in the red zone this season (17-of-17 with 14 TDs, 7 rushing and 7 passing).
- Cincinnati is one of six teams perfect on fourth down ties. UC is 6-of-6 on fourth down this season.
- Cincinnati ranks third in the nation with 8.06 yards per play.
- Cincinnati ranks second in the country in sacks allowed and sixth in TFLs allowed. Redshirt junior quarterback Brendan Sorsby leads the Big 12 in total QBR (87.2).
- Sorsby is second in the Big 12 and sixth in the nation in total offense (317.0)
- Senior wide receiver Cyrus Allen is second in the Big 12 and sixth in the nation with five receiving TDs
- Redshirt senior linebacker Jake Golday is second in the Big 12 in tackles (9.0).
- Redshirt junior star Antwan Peek Jr. leads the Big 12 and ranks fifth nationally with two forced fumbles.
- The Bearcats have seen four different players log a 100-yard receiving game so far this season (Cyrus Allen, Jeff Caldwell, Caleb Goodie, and Joe Royer). It's the first time since 2015 that at least four different players have tallied 100 receiving yards or more in a game.

COMEBACK CATS

- Cincinnati won its Big 12 opener on Saturday, mounting a fourth-quarter comeback to win 37-34 at Kansas.
- After the Jayhawks scored a touchdown with 1:45 to go to take the lead, UC QB Brendan Sorsby led a 10-play, 75-yard drive that ended with a two-yard rushing touchdown by running back Tawee Walker. The TD gave the Bearcats a 37-34 lead, which would hold as the final score.
- The game-winning drive was Cincinnati's first in the final two minutes of a game since 2020, when it won the AAC Championship game on a field goal as time expired. Quarterback Desmond Ridder led a 12-play, 51-yard drive to set up the field goal.
- Prior to this past Saturday's win in Lawrence, the Bearcats' last game-winning drive on the road came on Nov. 16, 2019 at USF. That game was also won with a field goal as time expired when Ridder led UC on an 11-play, 60-yard drive.

RANKED OPPONENTS AT NIPPERT

- Cincinnati welcomes No. 14 Iowa State to Nippert Stadium this Saturday, the first ranked visiting opponent since No. 16 Oklahoma in 2023. Oklahoma won that game, 20-6.
- The game against the Sooners was UC's first-ever Big 12 Conference game and was the site of that week's FOX Big Noon Kickoff pregame show.
- Below is a list of Cincinnati's last 10 home games vs. ranked opponents:

DATE	OPPONENT	SCORE
9/23/23	#16 Oklahoma	L, 6-20
11/25/22	#19 Tulane	L, 24-27
12/4/21	#16 Houston &	W, 35-20
12/19/20	#20 Tulsa &	W, 27-24
10/4/19	#18 UCF	W, 27-24
10/7/17	#25 UCF	L, 23-51
9/15/16	#6 Houston	L, 16-40
12/5/13	#19 Louisville	L, 24-31
11/17/12	#22 Rutgers	L, 3-10
10/30/08	#24 South Florida	W, 24-10
& AAC Championship Game		

TRIO OF WEEKLY AWARD WINNERS

- Following its comeback win at Kansas on Saturday, Cincinnati received a trio of weekly conference awards on Monday.

- Redshirt junior quarterback Brendan Sorsby earned his second Offensive Player of the Week award and redshirt senior kicker Stephen Rusnak received the Special Teams Player of the Week award. UC's offensive line was named Offensive Line of the Week for the second time this season, the only school to win the award multiple times this year.
- For Sorsby, it was his second weekly award in as many games played after he received OPOTW honors following the Northwestern State game.
- Rusnak is the first UC kicker to earn a conference weekly award since Ryan Coe in 2022.

OFFENSIVE OUTBURSTS

- The Bearcats have strung together back-to-back strong offensive performances in the 70-0 win vs. Northwestern State on Sept. 13 and Saturday's 37-34 comeback victory at Kansas.
- UC posted 605 yards of offense vs. the Demons and 603 vs. the Jayhawks, the first back-to-back 600+-yard games since 2015. That year, the Bearcats put up 612 yards of offense in a win vs. UConn and 726 yards in a victory vs. UCF.
- The 605 yards at Kansas were the most for Cincinnati against a Power Four opponent since 2010 vs. Rutgers. That game, the Bearcats' offense put up 661 yards in a 69-38 victory.
- Following these two performances, Cincinnati ranks 17th in the nation in total offense per game (479.5) and third in yards per play (8.06).
- Only Cincinnati, USC (8.53), and Florida State (8.19) are averaging at least eight yards per play this season.
- The Bearcats have 27 offensive plays of 20 yards or more this season. A comprehensive list of big plays can be found on page 47.

O-LINE EXCELLING IN PASS PROTECTION

- Through the first four games of the season, Cincinnati's offensive line has allowed just one sack, which came this past weekend at Kansas.
- UC earned Big 12 Offensive Line of the Week honors on Monday for the second time this season.
- Cincinnati, Oregon, and Navy have all allowed just one sack on the season, tying for the nation's lead in fewest sacks allowed.
- The Bearcats' offensive line was rewarded on Sept. 8 with the Big 12's Offensive Line of the Week award following its performance vs. Bowling Green.
- The BGSU game was impressive, as the coaching staff graded out the O-Line at 91.4%.
- The offensive line is led by fourth-year starter and three-time team captain Gavin Gerhardt (39 career starts) at center. The Bearcats added transfer right guard Taran Tyo (Ball State, All-MAC) and transfer left tackle Joe Cotton (South Dakota, FCS All-American) in the offseason and they have started each game at right guard and left tackle, respectively. Redshirt sophomore Evan Tengesdahl won the opening day left guard job after a strong camp following two seasons as a backup at guard and center. Redshirt senior Deondre Buford (25 career starts) and redshirt junior Ethan Green have both started games at right tackle.

FUMBLEROOSKI!

- Cincinnati was one of the best teams in the Big 12 last year at getting opponents to put the ball on the ground, and that trend has continued this season.
- In the win at Kansas, Antwan Peek Jr. forced his second fumble of the season at Kansas in a critical moment. His forced turnover at the one-yard line turned what would have almost certainly been a KU touchdown into a crucial turnover.
- The Bearcats have forced five fumbles so far this season with Peek Jr. (2), Jaylon White-McClain, Jonathan Thompson, and Christian Harrison all logging forced fumbles. UC's five forced fumbles rank third in the Big 12.
- UC forced a Big 12-leading 14 fumbles last season. The 1.17 per game ranked eighth nationally.
- Peek Jr. forced four of those, tying for eighth in single-season school history. The single-season school record

NUMBERS TO KNOW

29

UC took the lead at Kansas with 29 seconds to go in the game, its first game-winning drive in the final two minutes of a game since the 2020 AAC Championship victory vs. Tulsa.

603

Cincinnati tallied 603 yards of offense vs. Kansas, its most prolific offensive game against an FBS opponent since the 2020 season vs. East Carolina.

23

Antwan Peek Jr. and his father, Antwan Sr., boast 23 combined forced fumbles between them in their collegiate careers. Peek Jr. forced his sixth career fumble on Saturday, Peek Sr. owns the school record for career forced fumbles with 17.

17

Kicker Stephen Rusnak has made 17 straight field goals dating back to the start of the 2024 season. He's the only kicker in the country to be perfect during that timespan.

100%

The Bearcats are 17-for-17 in the red zone this year and 6-for-6 on fourth downs, making them the only team in the country to have perfect success rates in both areas.



The Cincinnati football program will honor the memory of teammate Jeremiah Kelly throughout the 2025 season with his initials, "JK," and number, "58," displayed on uniform patches and helmet stickers.

Kelly, an early enrollee freshman offensive lineman from Avon, Ohio, tragically passed away on April 22, 2025. Despite his short time on campus, he made a lasting impact on and off the field, and he will forever be remembered as a Bearcat.

BRENDAN SORSBY CAREER GAME-BY-GAME

PASSING					
DATE	OPP.	COMP/ATT	YDS	TD	INT
11/5/22	Penn St.	3/6	8	0	1
*9/2/23	Ohio St.	8/16	58	0	0
9/8/23	Indiana St.	9/16	108	0	0
9/30/23	at Maryland	7/11	84	2	0
10/14/23	at Michigan	6/15	44	0	0
*10/21/23	Rutgers	15/31	126	1	0
*10/28/23	at Penn St.	13/19	269	3	1
*11/3/23	Wisconsin	19/31	186	1	0
*11/11/23	at Illinois	22/33	289	3	1
*11/18/23	Michigan St.	19/34	197	2	0
*11/25/23	at Purdue	17/31	226	3	3
*8/31/24	Towson	22/31	383	2	0
*9/7/24	Pitt	22/38	298	3	0
*9/14/24	at Miami (OH)	24/31	186	1	0
*9/21/24	Houston	12/15	186	2	0
*9/28/24	at Texas Tech	31/45	426	4	1
*10/12/24	at UCF	25/38	241	1	2
*10/19/24	Arizona State	23/31	206	0	1
*10/26/24	at Colorado	16/30	180	2	0
*11/9/24	West Virginia	25/36	279	1	1
*11/16/24	at Iowa State	10/18	66	0	0
*11/23/24	at Kansas State	21/39	200	2	1
*11/30/24	TCU	21/34	160	0	1
*8/28/25	vs. Nebraska	13/25	69	0	1
*9/6/25	Bowling Green	17/24	333	3	0
*9/13/25	Northwestern State	15/15	253	5	0
*9/27/25	at Kansas	29/43	388	2	0
TOTALS (CINCINNATI)		323/496	3856	28	8
TOTALS (OVERALL)		461/739	5451	43	14

RUSHING				
DATE	OPP.	ATT	YDS	TD
11/5/22	Penn St.	2	-8	0
*9/2/23	Ohio St.	6	-2	0
9/8/23	Indiana St.	6	28	0
9/30/23	at Maryland	5	25	0
10/14/23	at Michigan	13	30	0
*10/21/23	Rutgers	11	49	1
*10/28/23	at Penn St.	12	-3	0
*11/3/23	Wisconsin	14	8	1
*11/11/23	at Illinois	17	53	2
*11/18/23	Michigan St.	14	44	0
*11/25/23	at Purdue	15	44	0
*8/31/24	Towson	5	5	2
*9/7/24	Pitt	8	-5	0
*9/14/24	at Miami (OH)	7	10	0
*9/21/24	Houston	3	4	1
*9/28/24	at Texas Tech	12	52	0
*10/12/24	at UCF	9	4	1
*10/19/24	Arizona State	7	26	2
*10/26/24	at Colorado	9	48	0
*11/9/24	West Virginia	14	48	1
*11/16/24	at Iowa State	14	143	1
*11/23/24	at Kansas State	6	19	0
*11/30/24	TCU	12	93	1
*8/28/25	vs. Nebraska	13	96	2
*9/6/25	Bowling Green	7	40	1
*9/13/25	Northwestern State	2	39	1
*9/27/25	at Kansas	13	52	0
TOTALS (CINCINNATI)		140	674	13
TOTALS (OVERALL)		255	942	17

2022-23 at Indiana
* Starting QB



holder in forced fumbles is Peek's father (17) and 2024 UC Athletics Hall of Fame inductee Antwan Peek.

SHUTOUT TIDBITS

- UC shut out Northwestern State on Sept. 13, 70-0, for the second shutout under Scott Satterfield.
 - The 70-point margin of victory marked a modern-era school record.
 - When Cincinnati shut out Houston last year, it became the first team to shut out a "Power 4" opponent in 2024.
 - It was UC's first shutout since Nov. 3, 2018 vs. Navy and first shutout of a major-conference opponent was in 1995 at Virginia Tech.
 - Below is a list of Cincinnati's last 10 shutouts:
- | DATE | OPPONENT | SCORE |
|----------|--------------------|-------|
| 9/13/25 | Northwestern State | 70-0 |
| 9/21/24 | Houston | 34-0 |
| 11/3/18 | Navy | 42-0 |
| 11/29/14 | at Temple | 14-0 |
| 11/22/14 | at UConn | 41-0 |
| 9/21/13 | at Miami (Ohio) | 14-0 |
| 10/1/11 | at Miami (Ohio) | 27-0 |
| 9/2/06 | Eastern Kentucky | 31-0 |
| 9/16/95 | at Virginia Tech | 16-0 |
| 10/3/92 | Kent State | 31-0 |

WIDE RECEIVER ROOM OVERHAUL PAYING DIVIDENDS

- Brendan Sorsby welcomed tight end Joe Royer back into the fold, but almost every other pass catcher is different from a year ago. The new faces in the wide receiver room have done wonders for the passing attack.
- Senior wide receiver Cyrus Allen leads UC in receptions (23), touchdowns (5) and yards (273). Caleb Goodie has posted two straight strong games and has 13 catches for 251 yards and a touchdown this year, and senior Jeff Caldwell has caught 12 passes for 199 yards and a TD.
- Allen (79.4) and Caldwell (78.0) are two of the top five rated receivers in the Big 12 according to PFF.
- In total, 65 of the 80 receptions logged by Bearcats this season are from players new to the roster in 2025.

QB1: BRENDAN SORSBY

- Redshirt junior quarterback Brendan Sorsby has taken a leap forward this season and positioned himself as one of the best dual-threat quarterbacks in the country. He has completed 74-of-101 passes (69.2%) for 1,043 yards and 10 touchdowns to just one interception. He also has a team-high 227 rushing yards and four rushing TDs.
- He ranks sixth in the nation in total offense (317.5), ninth in points responsible for (84), 11th in passing efficiency (180.0), and 15th in yards per completion (14.09). Sorsby is also seventh nationally in total QBR (87.6).
- The Denton, Texas native ranks second in completion percentage and third in passing efficiency among his Big 12 peers.
- He has gotten the job done on the ground as well, tying for the conference lead among QBs with four rushing touchdowns and ranking third among Big 12 quarterbacks in rushing yards.
- Against Kansas, Sorsby threw for 383 yards and two touchdowns, his fourth career 300-yard passing game.
- He has done major damage in the first half of games this season. Over his last three games, his first-half stats are: 39-for-50 (78.0%), 608 yards, nine touchdowns, and zero interceptions.
- Sorsby has 17 completions of at least 20 yards over his last three games.
- Against Nebraska in Week 1, Sorsby led UC with 96 rushing yards and two touchdowns. He led the team in rushing for the third time in his Cincinnati career.
- He started all 12 games for Cincinnati last season under center, completing 249-of-389 passes for 2,813 yards and 18 touchdowns while throwing just seven interceptions. His completion percentage (64.0%) was second in school history. Sorsby ranked third in the Big 12 in completion percentage and sixth in pass completions.

SORSBY'S BIG DAY

- Nobody lit up the field vs. Northwestern State quite like redshirt junior quarterback Brendan Sorsby, who posted eye-popping numbers that earned him Big 12 Offensive Player of the Week honors.
- Sorsby completed 15-of-15 passes for 253 yards and five touchdowns, while also rushing for 39 yards and a TD.
- All five of his passing touchdowns came in the first quarter, setting school records for TD passes in a quarter and half, and making him the fifth FBS quarterback since 1995 to throw five touchdowns in a quarter.
- He became just the fifth FBS quarterback in the last 30 years to finish a game with a perfect completion percentage on at least 15 pass attempts.
- His 99.8 QBR is the second-highest in Big 12 history and the highest by a quarterback in the country this year.
- Sorsby was PFF's highest-graded quarterback in Week 3, posting a 95.5 grade.
- In addition to Sorsby's five TDs, Brady Lichtenberg and Samaj Jones each threw a touchdown pass to give UC seven for the game, a school-record for team touchdown passes in a game.

EVEN MORE ON SORSBY

- Sorsby was the only FBS quarterback last season with a 425+ yard passing game and a 125+ yard rushing game. He threw for 426 yards at Texas Tech and rushed for 143 yards at Iowa State.
 - Sorsby's game at Iowa State was one of the most prolific rushing performances by a UC quarterback in school history:
- | PLAYER | YARDS | OPPONENT |
|-----------------------|------------|-----------------------------|
| Desmond Ridder | 179 | at SMU (2020) |
| Albert Johnson | 177 | at North Texas (1970) |
| Brig Owens | 163 | vs. Tulsa (1964) |
| Chad Plummer | 153 | vs. Tulsa (1997) |
| Brendan Sorsby | 143 | at Iowa State (2024) |
- Sorsby's nine rushing touchdowns led the Bearcats last year and were the third-most ever by a quarterback in program history:
- | PLAYER | YEAR | RUSHING TDS |
|-----------------------|-------------|-------------|
| Desmond Ridder | 2020 | 12 |
| Tony Kapetanias | 1979 | 11 |
| Brendan Sorsby | 2024 | 9 |
| Zach Collaros | 2011 | 8 |
| Henry Miller | 1974 | 8 |
| Albert Johnson | 1970 | 8 |
- His 426-yard passing performance in Lubbock marked the highest total by a UC quarterback since 2015, as well, and the ninth-highest in Cincinnati history.
 - Sorsby threw his first interception of the season at Texas Tech last year, snapping a streak of 160 consecutive pass attempts without an interception dating back to 2023. He opened the year with 148 straight passes without a pick, the longest streak among FBS QBs last season.
 - Sorsby played two seasons with the Hoosiers and threw for 1,587 yards and 15 touchdowns in 2023. The Denton, Texas native made seven starts at Indiana and added production on the ground as well as through the air. He rushed for 286 yards and four TDs last season, including 151 yards over the final three games of the year.

LEADING MAN CYRUS ALLEN

- Senior wide receiver Cyrus Allen is Cincinnati's leading receiver in his first year with the program. He has 23 catches for 273 yards and five touchdowns.
- Allen turned in the best performance of his career at Kansas, catching 11 balls for 128 yards and two touchdowns. It was a career-high reception total and the third multi-TD effort of his career.
- He logged four catches for 59 yards and a touchdown vs. Northwestern State, leading UC in both catches and targets.
- Allen caught both touchdowns vs. Bowling Green, his second career two-touchdown game.
- The former Texas A&M (2024) and Louisiana Tech (2022-23) receiver brought 86 career receptions for 1,547 yards and nine touchdowns into his senior season after joining Cincinnati via the transfer portal.

- During his freshman year at Louisiana Tech, he led all FBS freshmen in scrimmage plays over 30 yards with 10.

GOOD AS GOLD(AY)

- Redshirt senior linebacker Jake Golday has led UC on the defensive end through the first three games of the season. He leads UC with 36 tackles and ranks 25th nationally with 9.0 tackles per game.
- The Arlington, Tenn. native tied his career high with 14 tackles in the win vs. Bowling Green and added a sack.
- Golday earned Big 12 Defensive Player of the Week honors following his performance vs. Nebraska, leading UC with 12 tackles and a sack.
- In his first season with the Bearcats, Golday fit right in with the team's linebacker corps. He was second on the team with 58 tackles. He was also rated the No. 11 senior in the preseason by The Athletic's Dane Brugler heading into this season.
- He had a breakout game at UCF last year with six tackles, 2.5 TFL, 1.5 sacks, and he also forced and recovered a fumble. He earned the Big 12's Newcomer of the Week Award for his efforts.
- One of the fastest players on the team, Golday was registered a top speed of 22.1 MPH during his first fall camp.
- A transfer from Central Arkansas, in 2023 he posted a team-high 84 tackles as well as 7.0 TFL and 4.5 sacks.

TOP TARGET JOE ROYER

- Redshirt junior Joe Royer has been rated a first-round pick by Todd McShay, and the third-best tight end by The Athletic's Dane Brugler, for 2026.
- Royer caught two passes for 24 yards at Kansas before leaving the game with an injury.
- He caught two touchdown passes in the 70-0 win vs. Northwestern State, the first multi-TD game of his career.
- Royer collected his first career 100-yard receiving game vs. Bowling Green, catching two passes for 104 yards.
- He hauled in a 73-yard catch in the second quarter vs. BGSU, the longest catch of his career and the longest by a Cincinnati tight end since Josiah Deguara's 73-yard reception at East Carolina in 2019. It was also the longest reception by a Big 12 tight end since 2023.
- Last season, Royer ranked second on the team in catches (50) and receiving yards (521) and led all Big 12 tight ends in receptions and yards.
- Royer's 50 catches broke the single-season school record for catches by a tight end. That mark was held by Kansas City Chiefs superstar Travis Kelce, who caught 45 passes for 722 yards in 2012.

SCHOOL RECORD - SINGLE SEASON TE RECEPTIONS

PLAYER	RECEPTIONS	YEAR
Joe Royer	50	2024
Travis Kelce	45	2012
Joe Kynock	44	1990
Kris Bjorson	40	1991
Josiah Deguara	39	2019

- Even when he's not catching passes, Royer is a valuable part of the offense. His 76.4 pass block grade according to PFF ranked fourth among Big 12 tight ends last year.
- He entered the 2024 season with four career receptions for 24 yards in three seasons at Ohio State. The Cincinnati native (Elder HS) turned heads in his first fall camp as a Bearcat.
- Royer battled through injuries during his three seasons at Ohio State and was a member of the 2022 team that made it to the College Football Playoff.

"THE GODFATHER" OF CINCINNATI

- One of the best and most recognizable players on the team, Dontay "The Godfather" Corleone returned to Clifton this season to continue wreaking havoc on opposing offenses.
- Corleone started each of the first two games of the year, but left the Bowling Green game early due to injury and did not play vs. Northwestern State or at Kansas.
- Despite battling through health issues last year, Corleone had 26 tackles and 5.0 TFL, 3.5 sacks, and four QB hurries en route to First Team All-Big 12 honors.

- In honor of his leadership and on-field productivity, he was named a semifinalist for the 2024 Jason Witten Man of the Year Award.
- Last year, Corleone battled blood clots for much of the summer. He was sidelined on June 28, 2024 with a non-football medical issue. He was treated for blood clots found in his lungs, discovered after he reported chest discomfort and shortness of breath to the Cincinnati athletic trainers.
- Led by Senior Associate Athletic Director of Sports Medicine Aaron Himmler and team physician Dr. Jon Divine, Cincinnati sports medicine staff, Corleone and his family met with several physicians and specialists to develop a personal medical plan for the Cincinnati native to return to football activities safely.
- Corleone was cleared to play in games by the Cincinnati Athletics sports medicine staff just five days before the Pitt game on Tuesday, Sept. 3, 2024 when he participated in his first full practice since June.
- Corleone returned to action vs. Pitt, starting the game at defensive tackle and registering six tackles and one tackle for loss.

JEFF CALDWELL: FUTBOL TO FOOTBALL

- Military enlistment. Eight-inch growth spurt. Family dedication. Those are only a few ways to describe 6-foot-6 wide receiver Jeff Caldwell, one of the top portal pickups for the Bearcats this season.
- After a quiet first game for UC, Caldwell burst onto the scene with five catches for 109 yards and a touchdown vs. Bowling Green, the seventh 100-yard game of his career.
- The former Lindenwood star, a Walter Payton Award finalist last year, was a soccer and basketball player in high school who finally relented to the gridiron after pleas from the coach.
- A four-game senior season due to COVID and a 5-foot-9 stature (that did become 6-foot-4 by that time) limited his exposure, but at least he was getting to play with his brother, Frank.
- The raw talent refined, and he could have left in 2023 after showing signs of promise. He turned down potential NIL opportunities at Power 5 programs to play one more year with his brother.
- Cincinnati, in addition to Brendan Sorsby's DMs, won him over to the Bearcats.

MAX FLETCHER CONTINUES LEGACY OF AUSTRALIAN PUNTERS AT UC

- Through three games this season, Cincinnati ranks third in the nation in net punting (47.45) thanks to the strong leg of Max Fletcher.
- Fletcher has punted 11 times this year and has placed six inside the 20-yard line while booting six punts at least 50 yards. His longest punt of the year was a 62-yarder vs. Bowling Green.
- This will be the ninth-straight year in which Cincinnati has had an Australian punter, and the resume is thick.
- Max Fletcher was an All-SEC selection at Arkansas in 2023 before electing a redshirt year with Cincinnati to share the sideline with his brother, Mason Fletcher. He was UC's starting punter in Week 1 vs. Nebraska and punted four times for 181 yards, landing two inside the 20-yard line.
- Mason (2021-24) finished second in school history with 44.0 yards per punt over his four-year career. He was an All-American in 2022 following an excellent rookie season in the CFP year.
- The streak began with four-time All-AAC and 2018 All-American James Smith (2017-20).

FLETCHER'S CHARITY DONATIONS

- Fletcher has taken his challenge as the newest Bearcats punter up a notch by teaming up with Save the Animals Foundation, where he will donate \$20 for every punt he downs inside the 20.

WE ARE FAMILY

This year's roster includes a pair of Bearcats who followed in family footsteps to play for UC.

BROTHER PLAYED AT CINCINNATI

- Jack Dingle - Jacob (DB, 2019-22)

FATHER PLAYED AT CINCINNATI

- Jack Dingle - Nate (LB, 1990-93)
- Antwan Peek Jr. - Antwan (LB, 1999-02)

Both of those fathers also played in the NFL, and Peek was inducted into UC's Athletics Hall of Fame in 2023.

- Jack Dingle - Father Nate (1995-97)
- Antwan Peek Jr. - Father Antwan Sr. (2003-08)
- Christian Harrison - Father Rodney (1994-08)

ACADEMIC SUCCESS

- Cincinnati's success in the classroom continued in 2024-25, as the program posted a record 3.48 cumulative GPA during the Spring 2025 semester.
- Incredibly, 100% of former Bearcat football players currently in the NFL have a degree from the University of Cincinnati. Chris Moore and Tyler Scott graduated this summer.
- UC has seven football Academic All-Americans since 2020.

CINCINNATI FOOTBALL'S ALL-TIME

ACADEMIC ALL-AMERICANS

1979 – G Edward Koboves (Second Team)
 1981 – OT Kari Yli-Ranko (First Team)
 1983 – WR Jason Stargell (Second Team)
 1989 – P Jeff Jones (Second Team)
 1990 – DL Kyle Stroh (First Team)
 1991 – TE Kris Bjorson (First Team)
 1997 – DL John Joseph Kobalka (First Team)
 2020 – P James Smith (Second Team)
 2021 – QB Desmond Ridder (First Team)*
 2021 – WR Alec Pierce (First Team)*
 2021 – OL Lorenz Metz (Second Team)
 2021 – S Bryan Cook (Second Team)*
 2022 – LB Wilson Huber (Second Team)
 2024 – OL Luke Kandra (Second Team)

CINCY AMONG NATION'S BEST SINCE 2018

Since 2018, Cincinnati has captured two AAC Championships, appeared in three conference title games and advanced to five bowls, including the 2020 Peach Bowl and 2021 College Football Playoff, cementing itself as one of the most successful programs in all of college football. Below is a list of the winningest teams since 2018:

TEAM	W-L	WIN %
Ohio State	84-11	88.4%
Georgia	87-13	87.0%
Alabama	86-14	86.0%
Notre Dame	79-18	81.4%
Clemson	80-20	80.0%
Oregon	75-19	79.8%
Michigan	72-20	78.3%
Oklahoma	70-25	73.7%
Boise State	67-25	72.8%
Penn State	68-26	72.3%
LSU	69-27	71.9%
Memphis	67-28	70.5%
CINCINNATI	64-28	69.6%
Appalachian State	65-29	69.2%
Iowa	64-29	68.8%
Texas	66-30	68.8%
BYU	63-30	67.7%

PERMANENT CAPTAINS

Head coach Scott Satterfield announced four permanent captains for the 2025 season. The four players were selected by their peers:

R-Jr. QB Brendan Sorsby
R-Sr. DT Dontay Corleone
R-Sr. OL Gavin Gerhardt
R-Sr. DB Logan Wilson

Corleone and Gerhardt are now three-time captains.

19 CURRENT GRADUATES ON THE TEAM

Nineteen Cincinnati football players have their degree in hand from either UC or their previous institution. Seven are currently pursuing their master's degrees.

- Ben Blevins (master's)
- Deondre Buford
- Mikah Coleman (master's)
- Dontay Corleone
- Jack Dingle (master's)
- Gavin Gerhardt
- Trevon Gola-Callard
- Patrick Gurd*
- Jalen Hunt
- Rob Jackson
- Brady Lichtenberg (master's)
- CJ McCray*
- Judea Milon
- Evan Pryor
- Isaiah Rogers*
- Joe Royer
- Stephen Rusnak* (master's)
- Xavier Williams* (master's)
- Logan Wilson (master's)

* earned degree from previous institution

12 THINGS TO KNOW ABOUT UC

1. Founded in 1819
2. Enrollment: 54,000+ (Fall 2025)
3. Students from all 50 states and 121 countries
4. 12 consecutive years of record enrollment
5. Global birthplace of cooperative education (co-op)
6. #1 Public University for Co-Op & Internships from *U.S. News and World Report*.
7. \$76 million annual student co-op earnings
8. \$1.8 billion endowment (among Top 25 public universities in the U.S.)
9. \$10.6 billion regional economic impact in Greater Cincinnati.
10. 332,000+ living alumni
11. MLB Hall of Famer Sandy Koufax and NBA Legend Oscar "The Big O" Robertson attended UC.
12. Astronaut Neil Armstrong and U.S. President and Supreme Court Chief Justice William Howard Taft attended UC.

KICKER RUSNAK EXTENDS STREAK TO 17

- Cincinnati scored a big pickup in the portal with Stephen Rusnak, who was 11-for-11 on field goals for Charlotte last year.
- The left-footed kicker is 6-for-6 this year after making all three kicks at Kansas (29, 43, 24), and has now connected on 17 straight field goal attempts dating back to last season.
- Rusnak was named Big 12 Special Teams Player of the Week on Monday, the first UC placekicker to earn a weekly conference award since Ryan Coe in 2022.
- Rusnak is the only kicker in the country to have not missed a field goal since the start of the 2024 season.
- Rusnak connected on his first kick as a Bearcat, knocking a 45-yarder through the uprights vs. Nebraska.
- The only missed field goal of his career came in 2021 for Michigan State, a 43-yard attempt.
- The Third-Team All-AAC selection also had five makes of 40-plus yards, including a career high of 54. He spent his first three seasons at Michigan State (2021-23).

TAWEE WALKER FINDING PAYDIRT

- Redshirt senior Tawee Walker has scored three rushing touchdowns in the last two games, two of which came in the win at Kansas.
- His two-yard plunge into the end zone with 29 seconds left turned out to be the game-winning score at KU.
- Walker has 224 rushing yards and three scores on the year, both of which rank second on the team behind quarterback Brendan Sorsby.
- Walker led Cincinnati with 11 carries vs. Bowling Green in his first home game as a Bearcat. However, it was not his first-ever game at Nippert Stadium.
- He rushed five times for 15 yards and caught two passes for 27 yards for Oklahoma in 2023 at Nippert — UC's first-ever Big 12 home game. Walker had 53 yards on seven carries in his UC debut.
- Walker joined the Bearcats this winter via the transfer portal after an All-Big Ten season at Wisconsin in 2024.
- He rushed for 1,438 yards and 17 touchdowns over the last two seasons — at Wisconsin (2024) and Oklahoma (2023). He also played at Oklahoma in 2022, beginning his career as a walk-on, after a standout junior college season at Palomar Junior College.

TREVON GOLA-CALLARD MAKING THE MOST OF HIS OPPORTUNITY

- After spending the 2022 season at NCAA Division II University of Mary and the 2023 season at the University of Southern Utah, redshirt senior Trevon Gola-Callard joined the Bearcats prior to the 2024 campaign.
- He was a starter at his previous two spots, but played a backup role in his first year at UC.
- Gola-Callard started the season opener vs. Nebraska in Week 1 and has started every game since, and ranks second on the team with 19 tackles.
- A Las Vegas native, Gola-Callard has come a long way since he became a college athlete. When he started his career at the University of Mary, he weighed just 149 pounds.
- Though he spends his Saturdays protecting the Bearcats' end zone from opposing offenses, Gola-Callard one day hopes to be a protector of greater importance: he plans on becoming a first responder after his playing career is done.

GAVIN GERHARDT: CENTER OF ATTENTION

- Redshirt senior offensive lineman Gavin Gerhardt has been UC's starting center for each of the past two seasons, anchoring the offensive line since 2022. He has started each of the first four games this season.
- The Xenia, Ohio native has started 39 games in his career and each of his last 27 games played. He was placed on the Rimington Trophy preseason watch list.
- Gerhardt's 39 starts as a Bearcat are the most on the team.

SEVEN YEARS FOR NO. 7

- Cornerback Logan Wilson is back for his second year at Cincinnati, which also marks his seventh of college football.
- He started Week 1 vs. Nebraska, but did not play vs. Bowling Green due to injury. Wilson returned to action vs. Northwestern State and had a TFL.
- Wilson, who wore number 13 last season, changed his jersey number to seven to honor his seventh season as a college football player.
- Wilson began his career at Kansas State in 2019 and played two games at ULM during the 2020 season.
- He found his stride at North Texas (2021-23), where he was a two-year starter and team captain.
- He played in all 12 games for UC last year and earned a start against Miami (OH).

TARAN TYO: SKILLED BEYOND BALL

- The redshirt-junior and former All-MAC offensive lineman is way more than a football player.
- Tyo's background includes time showing sheep and hogs from fourth-to-eighth grade, including feeding them in early mornings around his lifting schedule. His father, Tim, also grew up on a farm, and Taran's grandmother showed appaloosas (the spotted-pattern horse).
- Tyo's great-great-grandpa was full Cherokee/Miami, and the family has "around 5,000 Native American artifacts in our basement."
- Tyo also has an arrowhead tattoo on his arm that includes a bible verse.

EVAN PRYOR: HOME RUN HITTER

- Evan Pryor had quite the debut season for UC in 2024, and he was rewarded this preseason with Doak Walker Award Watch List accolades.
- His 46-yard rush at Kansas on Saturday was the longest run by a UC player this season.
- The former Ohio State back became UC's spark plug on offense, scoring four touchdowns of at least 55 yards.
- He caught an 80-yard touchdown pass in the West Virginia game that was UC's longest pass play since 2021, and the second-longest pass play in the Big 12 this season.
- Against Arizona State, Pryor broke free on a rush up the middle and blazed his way to a 55-yard TD.
- He started his Cincinnati career with a bang vs. Towson, taking his first carry all the way to the house for a 64-yard touchdown.
- In the Miami game, Pryor outdid himself with a 65-yard TD run in the third quarter, the longest run of his career.
- Pryor rushed for 105 yards vs. Towson on just four carries, ending the game as UC's top rusher while collecting his first career 100-yard performance.

OFFENSE EXPLODES FOR 70 POINTS VS. NORTHWESTERN STATE

- The Cincinnati offense had one of its best games in program history vs. Northwestern State on Sept. 13, winning 70-0 at Nippert Stadium.
- UC set modern-era school records for total touchdowns (10) and largest margin of victory (70).
- Cincinnati's 35 points in the first quarter were tied for the most in a first quarter by any team in the country this season. BYU scored 35 vs. Portland State on Aug. 30 and Minnesota scored 35 vs. Northwestern State on Sept. 6.
- UC and Minnesota are both the only teams to score 50 or more points in a half this year. The Golden Gophers scored 59 in the first half vs. Northwestern State.
- The Bearcats threw seven touchdown passes vs. the Demons, a single-game school record. The previous record six touchdown passes, which had occurred five times previously, all since 2009.

BEARCATS TAKE DOWN BGSU IN HOME OPENER

- Cincinnati won its home opener vs. Bowling Green, 34-20. It was the 24th straight home opener victory for UC; a full list of all 24 victories can be found in the note below.
- Quarterback Brendan Sorsby threw for 333 yards and

three touchdowns while running for a TD as well. It was his third career 300-yard passing game and his fourth career game with at least four touchdowns in a game.

- Wide receiver Jeff Caldwell (109) and tight end Joe Royer (104) both eclipsed 100 yards receiving, the first duo to do that since Xzavier Henderson (127) and Manny Covey (100) did so last year at Texas Tech.
- Linebacker Jake Golday was outstanding, tying a career high with 14 tackles and adding a sack. Golday collected 26 tackles through the first two games of the season, putting him among the national leaders in tackles.
- It was Cincinnati's first-ever win vs. BGSU in five tries. The Falcons won the previous four meetings, all of which took place in the early 1990's.
- Redshirt freshman Daniel James made his first career start at cornerback, logging three tackles.

NOTES FROM WEEK 1 AT ARROWHEAD

- Cincinnati opened the 2025 season at GEHA Field at Arrowhead Stadium in Kansas City last Thursday, Aug. 28 against Nebraska. The Cornhuskers came away with a 20-17 victory in front of 72,884 fans.
- The game took place at the home of the Kansas City Chiefs and two former Bearcats that currently play for the Chiefs were in attendance: Travis Kelce and Bryan Cook. Former Bearcat Jason Kelce was also in attendance.
- Quarterback Brendan Sorsby's 96 rushing yards led all Big 12 players during the Week 1.
- Linebacker Jake Golday logged 12 tackles and a sack, his highest single-game tackle total as a Bearcat.
- Safety Trevon Gola-Callard started the game at safety, his first start as a Bearcat.

BEARCATS THRIVING IN PORTAL

- Cincinnati was named one of the "Transfer Portal Winners" by The Athletic following the first week of portal signings in December.
- UC signed FCS All-Americans WR Jeff Caldwell (6-5, Lindenwood) and OT Nolan Latulippe (6-7, 300, Albany) as well as three-time All-Sun Belt DB Matthew McDoom (C. Carolina) and All-AAC K Stephen Rusnak (Charlotte).
- RB Tawee Walker led Wisconsin in rushing (864 yards and 10 TDs, '24 All-Big-Ten); he played for Oklahoma from 2022-23, making an appearance at Nippert Stadium in his second season with the Sooners.
- Cincinnati added FCS All-America LT Joe Cotton (South Dakota) — the spring portal's No. 1 offensive lineman in the country — after adding All-MAC guard Taran Tyo in the winter to solidify the offensive line.
- Many of Cincinnati's top players the last two seasons have come from the portal: OL Luke Kandra, TE Joe Royer, WR Xzavier Henderson, LB Jared Bartlett, QB Brendan Sorsby, LB Jake Golday, RB Corey Kiner among them.

101 YEARS OF NIPPERT STADIUM

- Cincinnati celebrated the 100-year anniversary of the dedication of Nippert Stadium during the West Virginia game on Nov. 9.
- James Gamble Nippert Memorial Stadium was dedicated on Nov. 8, 1924 in memory of Jimmy Nippert, who tragically passed away on Dec. 25, 1923.
- On Nov. 29, 1923, during a muddy game vs. Miami University, Jimmy sustained a severe leg injury from a cleat. Despite the injury, he continued to play the entire game.
- The injury led to septicemia due to the lack of antibiotics, and despite numerous blood transfusions from teammates, Jimmy's condition worsened.
- In his memory, his grandfather, James N. Gamble, funded the completion of the UC stadium, leading to its renaming as the James Gamble Nippert Memorial Stadium.
- James N. Gamble was the son of the co-founder of Procter & Gamble and was a retired vice president at the time of Jimmy's passing. P&G was founded in 1837 and is still headquartered in Cincinnati.
- Today, Nippert Stadium stands as the centerpiece of the University of Cincinnati's campus. Nippert Stadium's turf is open to all students for recreation when not in use by the football or lacrosse teams for practices or games.

FOOTBALL TRIO JOIN UC'S HALL OF FAME

- Cincinnati's James P. Kelly Hall of Fame will gain three more gridiron Bearcats on Oct. 24 with Tom Marvaso, Mike Mickens and Tony Pike.
- Marvaso is a member of the football program's Ring of Honor and was a First-Team All-American in 1975. He was the team MVP in 1974, which included him scoring on an interception and kickoff return in the same game.
- Mickens, now in his sixth year at Notre Dame as its defensive backs coach and defensive pass game coordinator, was a First-Team All-American in 2008. His 14 career interceptions are a UC record. He was also an assistant coach for the Bearcats from 2018-19.
- Pike, a catalyst behind Cincinnati's first two BCS bowl appearances in 2008 and 2009, serves as both a daily ESPN 1530 radio host in town and sideline reporter for the Bearcats. AD John Cunningham surprised him during a call-in interview on July 31, followed by Pike's family entering the studio for an emotional episode.

CINCINNATI'S \$134 MILLION PRACTICE FACILITY IS HERE

- The University of Cincinnati cut the ribbon on June 11 to the Sheakley Indoor Practice Facility and Performance Center, culminating a two-year construction process for the 210,000-square-foot masterpiece that redefines the UC student-athlete experience.
- The transformative project was made possible through the extraordinary generosity of Larry and Rhonda Sheakley.
- A full-length football field, weight room, cutting-edge sports medicine and athletic training wing and performance nutrition fueling station highlights the amenities of the practice field.
- The 96,000-square foot performance center features three levels that include offices for the football program, an athletics-only dining hall and multiple recovery spaces.

TRIO OF NEW ASSISTANT COACHES

- Scott Satterfield brought in three new assistant coaches this offseason to bolster his staff. Below is a brief capsule on each new assistant coach:
 - Adam Braithwaite (Stars): Braithwaite comes to Cincinnati after spending the 2024 season as the defensive coordinator at Samford. He was also the defensive coordinator at Tennessee Tech (2023) and Richmond (2017-19).
 - Eddie Hicks (Cornerbacks): A former UC football graduate assistant in 2013, Hicks returns to Clifton after spending two years at LSU as its lead defensive analyst. Prior to his time in Baton Rouge, he spent one season as the cornerbacks coach at Jacksonville State and three years as the cornerbacks coach at Charlotte.
 - Luke Paschall (Special Teams): Paschall was the special teams coordinator at his alma mater, Middle Tennessee, in 2024, and produced all-conference performers at long snapper, punter, and punt returner. Before MTSU, he was the special teams coordinator at Louisiana from 2022-23.

TRIO NAMED AMONG BEST AT THEIR POSITIONS FOR 2026 NFL DRAFT

- The Athletic's Dane Brugler has been ranking college football prospects by position ahead of the 2026 NFL Draft, and three Bearcats appear on his list for their respective positions:
 - TE Joe Royer - 3rd
 - DT Dontay Corleone - 9th
 - LB Jake Golday - 11th

CALDWELL, CORLEONE, GOLDAY NAMED TO "FREAKS" LIST

- Three of UC's most impressive physical talents were recently recognized by The Athletic's Bruce Feldman on his annual "Freaks List". Dontay Corleone (No. 14), wide receiver Jeff Caldwell (No. 29), and linebacker Jake

SCOTT SATTERFIELD ALL-TIME RECORD VS. OPPONENTS

TEAM	RECORD
Air Force.....	0-1
Akron.....	1-0
Arizona State.....	1-0
Arkansas State.....	2-1
Baylor.....	0-1
Boston College.....	2-2
Bowling Green.....	1-0
BYU.....	0-1
Campbell.....	1-0
Charleston Southern.....	0-1
Charlotte.....	1-0
Chattanooga.....	0-1
The Citadel.....	0-1
Clemson.....	0-4
Coastal Carolina.....	2-0
Colorado.....	0-1
Duke.....	1-0
Eastern Kentucky.....	3-0
Elon.....	1-0
Florida State.....	2-2
Furman.....	0-1
Gardner-Webb.....	1-0
Georgia.....	0-2
Georgia Southern.....	4-2
Georgia State.....	5-0
Georgia Tech.....	0-1
Houston.....	2-0
Howard.....	1-0
Idaho.....	4-0
Iowa State.....	0-2
James Madison.....	1-0
Kansas.....	1-1
Kansas State.....	0-1
Kentucky.....	0-3
Liberty.....	0-1
Louisiana.....	6-0
Miami (Fla.).....	0-3
Miami (OH).....	1-1
Michigan.....	0-1
Mississippi.....	0-1
Mississippi State.....	1-0
Montana.....	0-1
NC State.....	2-1
Nebraska.....	0-1
New Mexico State.....	2-0
North Carolina A&T.....	0-1
Northwestern State.....	1-0
Notre Dame.....	0-2
Ohio.....	1-0
Oklahoma.....	0-1
Oklahoma State.....	0-1
Old Dominion.....	2-0
Penn State.....	0-1
Pitt.....	2-2
Samford.....	0-1
Savannah State.....	1-0
South Alabama.....	2-1
Southern Miss.....	0-1
Syracuse.....	3-1
TCU.....	0-1
Tennessee.....	0-1
Texas State.....	3-0
Texas Tech.....	0-1
Toledo.....	2-0
Towson.....	1-0
Troy.....	3-1
UCF.....	3-1
ULM.....	3-1
UMass.....	0-1
USF.....	1-0
Virginia.....	2-2
Virginia Tech.....	0-1
Wake Forest.....	3-2
West Virginia.....	0-2
Western Carolina.....	1-0
Western Kentucky.....	2-0
Wofford.....	1-0
Wyoming.....	1-0
TOTAL.....	87-65

Golday (No. 48).

- Cincinnati, Alabama, Iowa, and Penn State were the only teams with at least three ranked inside the Top 50.
- An honorable mention All-Big 12 honoree a season ago, Golday's 4.24 shuttle time and 1.54 10-yard shuttle were among the numbers Feldman cited regarding the linebacker's spot on the list. Golday was PFF's third-highest-graded linebacker in the Big 12 last season.
- This is the third time Corleone has earned a spot on the list and he is the highest-ranked Big 12 player. Feldman praised "The Godfather" for his combination of strength and agility, noting that Corleone bench presses 485 pounds and squats 615 pounds while still posting a 1.71 10-yard split time, which would have ranked among the defensive tackle leaders at this year's NFL Combine.
- Caldwell, who will be making his Bearcats' debut this fall after transferring from Lindenwood, is a big target (6-4, 208) and former FCS All-American. His 11-9 broad jump figure would have tied for the farthest jump any wide receiver ever logged at the NFL Combine, and he boasts a 36.5 vertical jump as well.

O CAPTAIN, MY CAPTAIN (3 TIMES)

- Center Gavin Gerhardt and defensive tackle Dontay Corleone are in truly elite company as the third and fourth Bearcats all-time to be three-time team captains.
- The last one with the honor was linebacker Howie Kurnick (1976-78), who later played for the Bengals.
- The one before that? Arch Carson, considered the "Founder of UC football." He was the principle organizer of the school's first teams in the 1880s, whose devotion to football and sports continued during his long administrative career at UC.
- Nippert Stadium's playing surface continues to bear his name based on his role in developing the facility. TQL, which became a field sponsor in 2023, declined naming rights out of respect for tradition.

2021 CFP TEAMMATES REMAIN AT UC

- While the playoff may have expanded, Cincinnati can still lay its immortal claim as the first Group of 6 team to break the glass ceiling, especially in its original four-team format.
- Ben Blevins, Dontay Corleone, Gavin Gerhardt, Rob Jackson and Brady Lichtenberg were all part of that esteemed group.

NEW FACES IN THE FOLD

- Between incoming freshmen and transfer additions, UC has 39 new scholarship players on its roster this season.
- Included in that list are 21 players who joined the Bearcats via the transfer portal during the offseason:
 - WR Cyrus Allen (Texas A&M)
 - S Tayden Barnes (New Mexico State)
 - P Dino Beslagic (San Jose State)
 - WR Jeff Caldwell (Lindenwood)
 - OL Joe Cotton (South Dakota)
 - LB Darrell Gipson (Idaho State)
 - WR Caleb Goodie (Colorado State)
 - TE Patrick Gurd (Ohio State)
 - S Christian Harrison (Tennessee)
 - WR Noah Jennings (Charleston Southern)
 - WR Isaiah Johnson (Western Carolina)
 - OL Nolan Latulippe (Albany)
 - DL CJ McCray (Virginia Tech)
 - CB Matthew McDoom (Coastal Carolina)
 - DL Isaiah Rogers (Monmouth)
 - K Stephen Rusnak (Charlotte)
 - LS Eli Stein (Wisconsin)
 - OL Taran Tyo (Ball State)
 - RB Tawee Walker (Wisconsin)
 - DL Jaylon White-McClain (Old Dominion)
 - S Xavier Williams (Middle Tennessee)

THE SCOTT SATTERFIELD FIDE

- Cincinnati head coach Scott Satterfield enters Year 3 at Cincinnati after he was hired as UC's 43rd head coach on Dec. 5, 2022.
- Satterfield's career record stands at 87-65 (.572) in 13 years as a head coach at Cincinnati, Louisville, and Appalachian

State, holding a winning mark in seven seasons in addition to a 4-1 record in bowl games.

- He led the Mountaineers from the FCS to the FBS and to three straight conference titles.
- He lifted the Cardinals up from a 2-10 campaign in 2018 to an 8-5 record in his first season in 2019.
- A Durham, N.C., native, Satterfield was the 2018 Sun Belt Coach of the Year at Appalachian State before earning 2019 ACC Coach of the Year honors after leading the Cardinals to a six-win improvement in his first year.
- Satterfield has deep ties to App State, serving as an assistant coach (1998-08) and quarterback for the Mountaineers (1991-95), helping lead his alma mater to three NCAA Division I FCS national titles and eight conference championships along the way.

SATTERFIELD'S 1,000-YARD RUSHERS

- When Corey Kiner eclipsed the 1,000-yard mark in the penultimate game of the 2024 season, he became Scott Satterfield's 11th 1,000-yard rusher as a head coach.

PLAYER (SCHOOL)	YARDS	YEAR
Marcus Cox (App State)	1,250	2013
Marcus Cox (App State)	1,415	2014
Marcus Cox (App State)	1,428	2015
Marcus Cox (App State)	1,015	2016
Jalin Moore (App State)	1,402	2016
Jalin Moore (App State)	1,037	2017
Darrynton Evans (App State)	1,187	2018
Javian Hawkins (Louisville)	1,525	2019
Malik Cunningham (Louisville)	1,034	2021
Corey Kiner (Cincinnati)	1,047	2023
Corey Kiner (Cincinnati)	1,153	2024

GET TO KNOW THE BEARCATS

- The University of Cincinnati Department of Athletics competes at the highest level of intercollegiate athletics with the vision to reach Next Level Success for all 18 varsity teams and more than 400-plus student-athletes. The Bearcats have a proud athletics history, winning eight national championships and 118 conference titles. The Cincinnati men's basketball team is among the 15 winningest programs all-time, while the football team became the first non-Power Five program to compete in the College Football Playoff in 2021. Olympic gold medalist volleyball player Jordan Thompson, NBA Hall of Famer Oscar Robertson and Major League Baseball legend Sandy Koufax are among several luminaries who have competed as Bearcats.
- The Bearcats entered a new era as a Power Five School on July 1, 2023 when they officially joined the Big 12 Conference, positioning Cincinnati among the nation's premier athletics programs.
- Off the field, UC student-athletes continue to find success, collectively posting a 3.52 GPA in Spring 2025 with 77% earning spots on the Honor Roll.
- Under the leadership of Director of Athletics John Cunningham, and supported by more than 150 full-time staff members, UC Athletics' mission is to connect our community, enhance our university and impact the lives of student-athletes as they prepare to change the world on and off the field.

AN ELITE PROGRAM BY THE NUMBERS

- UC has positioned itself as one of the most successful programs in the country over the last several years.
- Cincinnati is 63-28 since the start of the 2018 season, which ranks 15th among FBS programs and is the best record among current Big 12 programs during that span.
- Since the start of the 2013 season, UC has won three conference championships while advancing to eight bowl games. Two of its eight bowl trips have been to New Year's Six bowls: 2021 Peach Bowl and the 2021 Cotton Bowl Classic (CFP Semifinal).
- The Bearcats became the first-ever "Group of Five" team to advance to the College Football Playoff in 2021, defeating No. 9 Notre Dame on the road and finishing undefeated in the regular season along the way.
- Cincinnati (2021) was one of just 15 teams to make the College Football Playoff in the four-team era (2014-23) and one of just two current Big 12 teams (TCU, 2022)

to make it. UC was the only non-Power Five program to ever earn a CFP berth in the four-team format.

CFP+MF4 APPEARANCE

- Cincinnati, TCU and Arizona State are the only current Big 12 schools to make the CFP.
- Cincinnati became the first non-Power 5 team to make the College Football Playoff after finishing as the nation's only undefeated team in 2021 and has advanced to six Men's Final Fours.

BEARCATS FIND NFL SUCCESS

- UC has seen 18 Bearcats drafted since 2021 — second-most in the Big 12 in that time span. The list includes Ahmad "Sauce" Gardner, who was selected fourth overall by the New York Jets in 2022 and went on to earn All-Pro and NFL Defensive Rookie of the Year honors.
- While Gardner took the NFL by storm as a rookie, Travis and Jason Kelce turned in dominant seasons once again. The brothers, who both starred for the Bearcats more than a decade ago, each earned All-Pro and faced off in Super Bowl LVIII. The Kansas City Chiefs won the league crown and Travis Kelce was joined by fellow Bearcat Bryan Cook, a rookie safety.

TAKE ME TO HIGHER GROUND

- For the past 27 years, UC football has called the Higher Ground Conference and Retreat Center in West Harrison, Ind., its preseason training home.
- The 280-acre facility is located about 30 miles from campus and has served as the Bearcats training camp location since the lead up to the 1999 season.
- Higher Ground has two 100-yard turf practice fields, including a new surface installed in 2017, ample living and meeting spaces and no distractions from football.
- The Bearcats utilized it for the first week of camp this summer before returning to campus, in part because of the new facility.

CHAMPIONSHIP HISTORY

- UC won the 2021 and 2020 AAC Championships, its 15th and 16th league titles, for its first two since 2014 and first outright crowns since 2009.
- UC played in its third-straight AAC title game in 2021.
- Each of the last two were played at Nippert Stadium. UC toppled No. 16 Houston in 2021 after defeating No. 23 Tulsa on Cole Smith's game-ending 34-yard field goal. That first game, played on Saturday, Dec. 19 at Nippert Stadium, marked the latest date a game was played in Nippert since a matchup vs. Xavier on Dec. 7, 1918.

CONFERENCE CHAMPIONSHIPS (16)

YEAR	LEAGUE	HC	REC
1933	Buckeye *	King	7-2-0
1934	Buckeye	King	6-2-1
1947	Mid-American	Nolting	7-3-0
1949	Mid-American	Gillman	7-4-0
1951	Mid-American	Gillman	10-1-0
1952	Mid-American	Gillman	8-1-1
1963	Missouri Valley *	Studley	6-4-0
1964	Missouri Valley	Studley	8-2-0
2002	Conference USA *	Minter	7-7-0
2008	BIG EAST	Kelly	11-3-0
2009	BIG EAST	Kelly	12-1-0
2011	BIG EAST *	Jones	10-3-0
2012	BIG EAST *	Jones	10-3-0
2014	American *	Tuberville	9-4-0
2020	American	Fickell	9-0-0
2021	American	Fickell	13-0-0

* - Shared title

POLLING DATA

WEEK	AP	COACHES	CFP
Preseason	-	-	-
Week 1	-	-	-
Week 2	-	-	-
Week 3	-	-	-
Week 4	-	-	-
Week 5	-	-	-
Week 6	-	-	-
Week 7	-	-	-
Week 8	-	-	-
Week 9	-	-	-
Week 10	-	-	-
Week 11	-	-	-
Week 12	-	-	-
Week 13	-	-	-
Week 14	-	-	-

IN THE POLLS

AP	COACHES
1. Ohio State (46)	1. Ohio State (58)
2. Oregon (16)	2. Oregon (6)
3. Miami (4)	3. Miami (1)
4. Ole Miss	4. Ole Miss
5. Oklahoma	5. Texas A&M
6. Texas A&M	6. Penn State
7. Penn State	7. Texas
8. Indiana	8. Oklahoma
9. Texas	9. Indiana
10. Alabama	10. Georgia
11. Texas Tech	11. Alabama
12. Georgia	12. Iowa State
13. LSU	13. LSU
14. Iowa State	14. Texas Tech
15. Tennessee	15. Tennessee
16. Vanderbilt	16. Georgia Tech
17. Georgia Tech	17. Vanderbilt
18. Florida State	18. Missouri
19. Missouri	19. Florida State
20. Michigan	20. Michigan
21. Notre Dame	21. Notre Dame
22. Illinois	22. Illinois
23. BYU	23. BYU
24. Virginia	24. Arizona State
25. Arizona State	25. Utah

2025 Opponent

NIPPERT STADIUM TOP CROWDS

ATT	OPPONENT	DATE	RESULT
40,140	UConn	10/24/15	W, 37-13*
40,121	UCF	10/4/19	W, 27-24*
40,101	Miami (Fla.)	10/1/15	W, 34-23*
40,015	Houston	9/15/16	L, 40-16*
39,095	Alabama A&M	9/5/15	W, 52-10
38,919	UConn	11/9/19	W, 48-3
38,557	South Florida	10/8/22	W, 28-24*
38,464	Indiana	9/24/22	W, 45-24*
38,461	Navy	11/5/22	W, 20-10*
38,199	East Carolina	11/11/22	W, 27-25*
38,193	EKU	9/2/23	W, 66-13*
38,193	Miami (OH)	9/16/23	L, 24-31 (OT)*
38,193	Oklahoma	9/23/23	L, 6-20*
38,193	Iowa State	10/14/23	L, 10-30*
38,193	Baylor	10/21/23	L, 29-32
38,193	UCF	11/4/23	L, 26-28

*-Sellouts



CARSON FIELD AT NIPPERT STADIUM

Carson Field at Nippert Stadium has been the venerable home of the University of Cincinnati football team since 1901 and provides a phenomenal home-field environment.

ALL-TIME RECORD AT NIPPERT STADIUM

362-200-13 (.640)

Since James Gamble Nippert Memorial Stadium was dedicated on Nov. 8, 1924.

WHAT'S IN A NAME?

- During the season-ending clash with rival Miami (OH) in 1923, Jimmy Nippert sustained a spike wound injury and died a month later from blood poisoning.
- His grandfather, James N. Gamble of Procter and Gamble, provided the funds needed to complete the horseshoe-shaped structure, and the James Gamble Nippert Memorial Stadium was dedicated on Nov. 8, 1924.
- The stadium's founder was Arch Carson, who as captain and principal organizer played a significant role in starting football on the UC campus in 1885. In 1901 as physical director of the university, Carson guided the construction of the field which was later named for him -- the playing surface is still called Carson Field.

A MODERN CLASSIC


- In 1915, construction was completed on the first sections of a brick and concrete structure to replace the wooden stands and continued for several seasons as funds were raised.
- In 1924, the completed structure was dedicated as James Gamble Nippert Memorial Stadium with a capacity of 12,000.
- UC has used the Nippert site as a playing surface

since 1901, making it the second-oldest playing site in the nation for college football behind Penn's Franklin Field (1895).

- UC went from having nearly no premium seating options to the addition of 1,100 scholarship club seats and 53 indoor and outdoor suites of varying sizes. A skywalk connects Tangeman University Center to the West Pavilion with premium area customers able to access the facility on gameday from the other side of campus.

TQL PARTNERSHIP BOLSTERS NIPPERT STADIUM

- Total Quality Logistics (TQL), the second-largest freight brokerage firm in North America and Cincinnati's largest private company, and UC announced in January 2023 a long-term strategic partnership that will include field level and stadium signage and logo assets for TQL as well as specific investment to the Bearcats' indoor practice and performance facility project.
- TQL's logo will appear on Carson Field in two places.
- While field surface branding typically results in renaming the venue, as a Cincinnati company, TQL has chosen to not name the field. It will continue to be named Carson Field in honor of Dr. Arch Carson, who organized the first football team at the university in 1885 and is known as the Father of UC Football.



NIPPERT STADIUM DEDICATION 100TH ANNIVERSARY

Cincinnati Athletics commemorated the 100-year anniversary of the dedication of Nippert Stadium during the entire 2024 football season, celebrating the life of stadium namesake Jimmy Nippert as the Bearcats' season-long theme. The Nov. 9, 2024 game vs. West Virginia celebrated the 100-year anniversary throughout the game.

Nippert was a center and captain on the 1923 football team when he sustained an injury on Thanksgiving Day against rival Miami (OH). He fell ill with blood poisoning and died on Christmas Day. Nippert's grandfather—James N. Gamble, son of the Procter & Gamble co-founder—donated \$250,000 for the completion of the stadium.

Nippert Stadium was officially dedicated on Nov. 8, 1924 before kickoff of a game against Oberlin. Members of the Nippert family joined UC staff, players from both teams, and representatives from universities in the region in a ceremony at the memorial in the south end of the stadium.

Nippert Stadium stands as the centerpiece of the University of Cincinnati's campus. Through several renovations, the stadium has modernized to feature suite levels and a press box in addition to premium seating. It now seats just under 40,000 fans, but remains in the middle of campus, adjacent to the Tangeman University Center. Nippert Stadium's turf is open to all students for recreation when not in use by the football or lacrosse teams for practices or games.

IT'S HERE: THE SHEAKLEY INDOOR PRACTICE FACILITY & PERFORMANCE CENTER


The University of Cincinnati cut the ribbon June 11 to the Sheakley Indoor Practice Facility and Athletics Performance Center, culminating a two-year construction process for the \$134-million, 210,000-square-foot complex that will redefine the student-athlete experience at UC.

The transformative project, made possible through the extraordinary generosity of Larry and Rhonda Sheakley, marks a major milestone in the Bearcats' continued rise in the Big 12 and on the national stage.

The 84,000 square-foot Indoor Practice Facility features a 120-yard football field equipped for multiple sports. The field provides an all-weather home for Cincinnati football practices and year-round workouts. It is connected to the Performance Center's weight room, cutting edge sports medicine and athletic training wing and performance nutrition fueling stations.

The 96,000 square-foot Performance Center features three levels that will provide nearly everything a student-athlete needs to get competition and practice ready in one place:

- Offices for football program
- Athletics-only dining hall
- Fueling station for football
- Sports performance weight room
- Athletic training room
- Multiple recovery spaces
- Mental health services
- Equipment room
- Creative suite



2025 CINCINNATI FOOTBALL ALPHABETICAL ROSTER

#	NAME	POS.	HT.	WT.	CL.	HOMETOWN / HIGH SCHOOL / LAST SCHOOL
4	Cyrus Allen	WR	5-11	180	Sr.	New Orleans, La. / Landry-Walker / Louisiana Tech / Texas A&M
19	Dakarai Anderson	WR	5-8	183	RFr.	Perry, Ga. / Perry
8	Ormanie Arnold	CB	5-8	183	RJr.	Long Beach, Calif. / Dominguez / Idaho
95	Lendric Barber	DL	6-3	310	RFr.	McDonough, Ga. / Ola
10	Tayden Barnes	S	5-8	185	RSo.	Amarillo, Texas / Tascosa / New Mexico State
35	Dino Beslagic	P	6-4	207	RJr.	Santa Clara, Calif. / Santa Clara / San Jose State
89	Nash Biglin	WR	6-3	205	RSo.	Worthington, Ohio / Worthington Kilbourne
45	Ben Blevins	LB	5-11	235	RSr.	Maineville, Ohio / La Salle
56	Deondre Buford	OL	6-4	325	RSr.	Detroit, Mich. / Martin Luther King / Kentucky
40	Kamari Burns	DL	6-3	300	RSo.	Columbus, Ohio / Gahanna Lincoln
27	Taizaun Burns	WR	5-10	170	Fr.	Columbus, Ga. / Gahanna Lincoln
20	Jakorian Caffey	RB	5-10	212	RFr.	Avon, Ohio / Avon
9	Jeff Caldwell	WR	6-5	215	Sr.	Louisville, Ky. / Butler / Lindenwood
52	Ronan Casanova	LB	5-10	225	So.	Middletown, Ohio / Middletown / Marist
63	Zac Clarke	OL	6-6	310	RFr.	Plainfield, Ill. / Oswego East
29	Stanley Clyne	CB	6-2	180	RSo.	Tipp City, Ohio / Tippecanoe
4	Mikah Coleman	DL	6-4	272	RSr.	Reynoldsburg, Ohio / Reynoldsburg / Eastern Michigan
31	Simeon Coleman	LB	5-11	225	So.	Seat Pleasant, Md. / St. Frances Academy
2	Dontay Corleone	DL	6-1	335	RSr.	Cincinnati, Ohio / Colerain
74	Joe Cotton	OL	6-6	317	RJr.	Sioux Falls, S.D. / Roosevelt / South Dakota
29	Manny Covey	RB	5-11	192	RSo.	Starke, Fla. / Bradford
20	Cl Crite	DB	6-1	202	Fr.	Lincoln County, Ga. / Lincoln County
86	Kellen Davis	TE	6-3	250	RSo.	Middletown, Ohio / Middletown
49	Jack Dingle	LB	6-4	240	RSr.	Louisville, Ky. / Trinity
82	James Early	DL	6-3	230	Fr.	Fort Wayne, Ind. / North Side
78	Grant Edgington	OL	6-4	305	RSo.	Madeira, Ohio / Madeira
31	Max Fletcher	P	6-6	190	RJr.	Melbourne, Australia / ProKick / Arkansas
53	Gavin Gerhardt	OL	6-4	310	RSr.*	Xenia, Ohio / Xenia
33	Darrell Gipson	LB	6-1	242	So.	Lacey, Wash. / Timberline / Idaho State
6	Trevon Gola-Callard	S	6-0	195	RSr.	Las Vegas, Nev. / Palo Verde / Mary / Southern Utah
11	Jake Golday	LB	6-4	240	RSr.	Arlington, Tenn. / Arlington / Central Arkansas
10	Caleb Goodie	WR	6-1	178	Jr.	Breaux Bridge, La. / Memorial / Colorado State
23	Willie Goodwyn	CB	5-11	185	RFr.	Montgomery, Ala. / Rabun County (Ga.)
79	Ethan Green	OL	6-6	313	RJr.	Fremont, Ohio / Fremont Ross
56	Tim Griffin	DL	6-5	275	Fr.	Covington, Ga. / Alcovy
87	Gavin Grover	TE	6-6	255	So.	Lewis Center, Ohio / Olentangy
92	Elijah Gunn	DL	6-0	310	RSo.	LaGrange, Ga. / Callaway / Southern Illinois
21	Patrick Gurd	TE	6-4	250	RSr.	New Albany, Ohio / New Albany / Ohio State
5	Christian Harrison	S	6-0	195	RJr.	Atlanta, Ga. / Woodward Academy / Tennessee
34	Myles Harrison	LB	6-2	227	Fr.	Pickerington, Ohio / Pickerington Central
24	Terrell Holcomb	LB	6-1	220	Fr.	Gahanna, Ohio / Gahanna Lincoln
90	Jalen Hunt	DL	6-2	315	RSr.*	Detroit, Mich. / Belleville / Michigan State
14	Barry Jackson Jr.	WR	5-11	195	RSo.	Ellenwood, Ga. / Cedar Grove
99	Rob Jackson	DL	6-4	277	RSr.	Philadelphia, Pa. / Archbishop Wood
25	Daniel James	CB	5-10	185	RFr.	Powder Springs, Ga. / McEachern
8	Noah Jennings	WR	6-0	190	Jr.	Columbia, S.C. / Westwood / Charleston Southern
0	Isaiah Johnson	WR	5-10	185	So.	Ft. Walton Beach, Fla. / Choctawhatchee / W. Carolina
15	Jamari Johnson	S	5-10	170	Fr.	Birmingham, Ala. / Pell City
14	Zay "Gravy" Johnson	CB	6-2	175	RFr.	Clinton, S.C. / Clinton
13	Zion Johnson	RB	5-8	185	Fr.	Covington, Ga. / Newton
19	Cl Jones	S	5-9	190	Fr.	Chicago, Ill. / Bolingbrook
80	Elijah Jones	WR	5-11	195	RFr.	Norristown, Pa. / St. Joseph's Prep
5	Samaj Jones	QB	5-11	207	RFr.	Philadelphia, Pa. / St. Joseph's Prep
22	Zane Kinsey	WR	5-10	190	RSo.	Wellsville, Ohio / Toronto
12	Zebulin Kinsey	QB	6-3	222	Fr.	Wellsville, Ohio / Toronto
15	Will Kocher	QB	6-2	205	RSo.	Kings Mills, Ohio / Kings
17	Giyahni Kontosis	WR	6-1	210	Fr.	Beltsville, Md. / Riverdale Baptist
72	Nolan Latulippe	OL	6-8	315	Jr.	Aylmer, Quebec, Can. / Champlain College Lennoxville / Albany
47	George Leibold	LB	6-1	225	RFr.	Sarasota, Fla. / Cardinal Mooney
93	Max Lemasters	K	5-6	175	RSo.	Cincinnati, Ohio / Elder

#	NAME	POS.	HT.	WT.	CL.	HOMETOWN / HIGH SCHOOL / LAST SCHOOL
39	Cincear Lewis	LB	6-1	218	RJr.	Kalamazoo, Mich. / Kalamazoo Central
16	Brady Lichtenberg	QB	6-1	200	RSr.	Toledo, Ohio / St. John's Jesuit
91	Drew Logan	DL	6-4	275	RJr.	North Canton, Ohio / Hoover
66	Xavier Lozowicki	OL	6-5	315	RSo.	Ridley Park, Pa. / IMG Academy / Maine
21	Cl McCray	DL	6-3	260	RSr.	Lumberton, N.C. / Mallard Creek / Marshall / Virginia Tech
0	Matthew McDoom	CB	5-9	180	Sr.	Winter Garden, Fla. / West Orange / Coastal Carolina
88	CD McFee	DL	6-4	310	Fr.	Elkhart, Ind. / Elkhart
75	Marcus McGregor	OL	6-3	295	Fr.	West Des Moines, Iowa / Valley
71	Judea Milon	OL	6-4	312	RSr.	Killeen, Texas / Shoemaker / Tyler Junior College
97	Kamron Neal	DL	6-2	268	Fr.	Fort Myers, Fla. / Campbell (Ga.)
96	Nathan Nunn	DL	6-2	280	RFr.	Medina, Ohio / Medina
70	Cray Paich	OL	6-5	315	Fr.	Northbrook, Ill. / Glenbrook North
98	Marquaze Parker	DL	6-2	285	So.	West Memphis, Ark. / West Memphis
73	Aiden Pastoriza	OL	6-6	315	RFr.	Jackson, Mich. / Lumen Christi
46	Antwan Peek Jr.	STAR	6-1	214	RJr.	Cincinnati, Ohio / Indian Hill
6	Evan Pryor	RB	5-9	195	RSr.	Cornelius, N.C. / William Amos Hough / Ohio State
35	Drew Robinson	S	6-2	195	RFr.	Clarksville, Ohio / Moeller
26	Cam Roetherford	DL	6-3	300	RJr.	Detroit, Mich. / Martin Luther King / Arkansas-Pine Bluff
55	Isaiah Rogers	DL	6-2	297	RSr.	Sharon Hill, Pa. / Academy Park / CMU / Monmouth
11	Joe Royer	TE	6-5	250	RSr.	Cincinnati, Ohio / Elder / Ohio State
99	Stephen Rusnak	K	6-0	200	RSr.	Clarkston, Mich. / Clarkston / Michigan State / Charlotte
18	Marqavious Saboor	STAR	5-11	185	So.	Decatur, Ga. / Carlton Kell
9	Jiquan Sanks	STAR	5-10	195	So.	Columbus, Ga. / Central (Ala.)
32	Landen Schaefer	DB	6-0	195	Fr.	Cincinnati, Ohio / Reading
69	JP Schrieber	OL	6-2	305	RFr.	Berwyn, Pa. / St. Joseph's Prep
37	Weston Simmons	LS	5-11	225	RSo.	Mason, Ohio / Mason
17	Brian Simms III	LB	6-3	235	RSo.	Baltimore, Md. / St. Frances Academy
82	Ka'Maurri Smith	TE	6-5	245	Fr.	Dayton, Ohio / Wayne
94	Keilan Smith	DL	6-2	330	RSo.	Pickerington, Ohio / Pickerington Central
2	Brendan Sorsby	QB	6-3	235	RJr.	Denton, Texas / Lake Dallas / Indiana
41	Quinn Staten	LB	6-1	225	RSo.	Toledo, Ohio / St. John's Jesuit
48	Eli Stein	LS	6-3	225	RJr.	Cambridge, Wis. / Cambridge / Arkansas / Wisconsin
3	Kye Stokes	DB	6-1	194	RJr.	Tampa, Fla. / Armwood / Ohio State
76	Zach Taylor	OL	6-3	318	Fr.	Kingsland, Ga. / Camden County
50	Evan Tengesdahl	OL	6-3	320	RSo.	Dayton, Ohio / Wayne
22	Jonathan Thompson	LB	6-2	230	RJr.	Columbus, Ohio / St. Francis De Sales
77	Taran Tyo	OL	6-3	325	RJr.	Greenville, Ohio / Versailles / Ball State
3	Tawee Walker	RB	5-8	218	RSr.	North Las Vegas, Nev. / Centennial / Palomar JC / Oklahoma / Wisconsin
85	Lyviel Waters	TE	6-2	240	RFr.	Cincinnati, Ohio / Winton Woods
44	Montay Weedon	LB	6-0	220	So.	Silver Spring, Md. / St. John's College
59	Jake Wheelock	OL	6-4	303	RFr.	Dayton, Ohio / Stebbins
16	Jaylon White-McClain	DL	6-4	273	RJr.	Virginia Beach, Va. / Kempsville / Old Dominion
7	Chance Williams	RB	5-7	190	RJr.	Baton Rouge, La. / Scotlandville Magnet / Grambling State
13	Patrick Williams	CB	5-10	168	Fr.	Greenville, S.C. / Rabun Gap-Nacoochee
36	Xavier Williams	S	6-2	220	RSr.	McDonough, Ga. / Colquitt County / MTSU / UCF / Charlotte
7	Logan Wilson	CB	5-9	183	RSr.*	Dallas, Texas / Bishop Dunne / Kansas State / ULM / North Texas
88	DaMari Witherspoon	TE	6-5	240	Fr.	Dallas, Ga. / East Paulding
18	Kale Woodburn	WR	5-8	165	RFr.	Warner Robins, Ga. / Houston County
83	Devyn Zahursky	TE	6-4	250	RFr.	Berea, Ohio / Midpark

* - Using extra year of eligibility from COVID-19 pandemic

2025 CINCINNATI FOOTBALL NUMERICAL ROSTER

#	NAME	POS.	HT.	WT.	CL.	HOMETOWN / HIGH SCHOOL / LAST SCHOOL
0	Isaiah Johnson	WR	5-10	185	So.	Ft. Walton Beach, Fla. / Choctawhatchee / W. Carolina
0	Matthew McDoom	CB	5-9	180	Sr.	Winter Garden, Fla. / West Orange / Coastal Carolina
2	Brendan Sorsby	QB	6-3	235	RJr.	Denton, Texas / Lake Dallas / Indiana
2	Dontay Corleone	DL	6-1	335	RSr.	Cincinnati, Ohio / Colerain
3	Kye Stokes	DB	6-1	194	RJr.	Tampa, Fla. / Armwood / Ohio State
3	Tawee Walker	RB	5-8	218	RSr.	North Las Vegas, Nev. / Centennial / Palomar JC / Oklahoma / Wisconsin
4	Cyrus Allen	WR	5-11	180	Sr.	New Orleans, La. / Landry-Walker / Louisiana Tech / Texas A&M
4	Mikah Coleman	DL	6-4	272	RSr.*	Reynoldsburg, Ohio / Reynoldsburg / Eastern Michigan
5	Christian Harrison	S	6-0	195	RJr.	Atlanta, Ga. / Woodward Academy / Tennessee
5	Samaj Jones	QB	5-11	207	RFr.	Philadelphia, Pa. / St. Joseph's Prep
6	Trevon Gola-Callard	S	6-0	195	RSr.	Las Vegas, Nev. / Palo Verde / Mary / Southern Utah
6	Evan Pryor	RB	5-9	195	RSr.	Cornelius, N.C. / William Amos Hough / Ohio State
7	Chance Williams	RB	5-7	190	RJr.	Baton Rouge, La. / Scotlandville Magnet / Grambling State
7	Logan Wilson	CB	5-9	183	RSr.*	Dallas, Texas / Bishop Dunne / Kansas State / ULM / North Texas
8	Ormanie Arnold	CB	5-8	183	Sr.	Long Beach, Calif. / Dominguez / Idaho
8	Noah Jennings	WR	6-0	190	Jr.	Columbia, S.C. / Westwood / Charleston Southern
9	Jeff Caldwell	WR	6-5	215	Sr.	Louisville, Ky. / Butler / Lindenwood
9	Jiquan Sanks	STAR	5-10	195	So.	Columbus, Ga. / Central (Ala.)
10	Tayden Barnes	S	5-8	185	RSo.	Amarillo, Texas / Tascosa / New Mexico State
10	Caleb Goodie	WR	6-1	178	Jr.	Breaux Bridge, La. / Memorial / Colorado State
11	Joe Royer	TE	6-5	250	RSr.	Cincinnati, Ohio / Elder / Ohio State
11	Jake Golday	LB	6-4	240	RSr.	Arlington, Tenn. / Arlington / Central Arkansas
12	Zebulin Kinsey	QB	6-3	222	Fr.	Wellsville, Ohio / Toronto
13	Zion Johnson	RB	5-8	185	Fr.	Covington, Ga. / Newton
13	Patrick Williams	CB	5-10	168	Fr.	Greenville, S.C. / Rabun Gap-Nacoochee
14	Barry Jackson Jr.	WR	5-11	195	RSo.	Ellenwood, Ga. / Cedar Grove
14	Zay "Gravy" Johnson	CB	6-2	175	RFr.	Clinton, S.C. / Clinton
15	Jamari Johnson	S	5-10	170	Fr.	Birmingham, Ala. / Pell City
15	Will Kocher	QB	6-2	205	RSo.	Kings Mills, Ohio / Kings
16	Brady Lichtenberg	QB	6-1	200	RSr.	Toledo, Ohio / St. John's Jesuit
16	Jaylon White-McClain	DL	6-4	273	RJr.	Virginia Beach, Va. / Kempsville / Old Dominion
17	Giyahni Kontosis	WR	6-1	210	Fr.	Beltsville, Md. / Riverdale Baptist
17	Brian Simms III	LB	6-3	235	RSo.	Baltimore, Md. / St. Frances Academy
18	Marqavious Saboor	STAR	5-11	185	So.	Decatur, Ga. / Carlton Kell
18	Kale Woodburn	WR	5-8	165	RFr.	Warner Robins, Ga. / Houston County
19	Dakarai Anderson	WR	5-8	183	RFr.	Perry, Ga. / Perry
19	CJ Jones	S	5-9	190	Fr.	Chicago, Ill. / Bolingbrook
20	Jakorian Caffey	RB	5-10	212	RFr.	Avon, Ohio / Avon
20	CJ Crite	DB	6-1	202	Fr.	Lincoln County, Ga. / Lincoln County
21	Patrick Gurd	TE	6-4	248	RSr.*	New Albany, Ohio / New Albany / Ohio State
21	CJ McCray	DL	6-3	260	RSr.	Lumberton, N.C. / Mallard Creek / Marshall / Virginia Tech
22	Jonathan Thompson	LB	6-2	230	RJr.	Columbus, Ohio / St. Francis De Sales
22	Zane Kinsey	WR	5-10	190	RSo.	Wellsville, Ohio / Toronto
23	Willie Goodwyn	CB	5-11	185	RFr.	Montgomery, Ala. / Rabun County (Ga.)
24	Terrell Holcomb	LB	6-1	220	Fr.	Gahanna, Ohio / Gahanna Lincoln
25	Daniel James	CB	5-10	185	RFr.	Powder Springs, Ga. / McEachern
26	Cam Roetherford	DL	6-3	300	RJr.	Detroit, Mich. / Martin Luther King / Arkansas-Pine Bluff
27	Taizaun Burns	WR	5-10	170	Fr.	Columbus, Ga. / Gahanna Lincoln
29	Manny Covey	RB	5-11	192	RSo.	Starke, Fla. / Bradford
29	Stanley Clyne	CB	6-2	180	RSo.	Tipp City, Ohio / Tippecanoe
31	Max Fletcher	P	6-6	190	RJr.	Melbourne, Australia / ProKick / Arkansas
31	Simeon Coleman	LB	5-11	225	So.	Seat Pleasant, Md. / St. Frances Academy
32	Landen Schaefer	DB	6-0	195	Fr.	Cincinnati, Ohio / Reading
33	Darrell Gipson	LB	6-1	242	So.	Lacey, Wash. / Timberline / Idaho State
34	Myles Harrison	LB	6-2	227	Fr.	Pickerington, Ohio / Pickerington Central
35	Drew Robinson	S	6-2	195	RFr.	Clarksville, Ohio / Moeller
35	Dino Beslagic	P	6-4	207	RJr.	Santa Clara, Calif. / Santa Clara / San Jose State
36	Xavier Williams	S	6-2	220	RSr.	McDonough, Ga. / Colquitt County / MTSU / UCF / Charlotte
37	Weston Simmons	LS	5-11	225	RSo.	Mason, Ohio / Mason
39	Cincear Lewis	LB	6-1	218	RJr.	Kalamazoo, Mich. / Kalamazoo Central
40	Kamari Burns	DL	6-3	300	RSo.	Columbus, Ohio / Gahanna Lincoln

#	NAME	POS.	HT.	WT.	CL.	HOMETOWN / HIGH SCHOOL / LAST SCHOOL
41	Quinn Staten	LB	6-1	225	RSo.	Toledo, Ohio / St. John's Jesuit
44	Montay Weedon	LB	6-0	220	So.	Silver Spring, Md. / St. John's College
45	Ben Blevins	LB	5-11	235	RSr.	Maineville, Ohio / La Salle
46	Antwan Peek Jr.	STAR	6-1	214	RJr.	Cincinnati, Ohio / Indian Hill
47	George Leibold	LB	6-1	225	RFr.	Sarasota, Fla. / Cardinal Mooney
48	Eli Stein	LS	6-3	225	RJr.	Cambridge, Wis. / Cambridge / Arkansas / Wisconsin
49	Jack Dingle	LB	6-4	240	RSr.	Louisville, Ky. / Trinity
50	Evan Tengesdahl	OL	6-3	320	RSo.	Dayton, Ohio / Wayne
52	Ronan Casanova	LB	5-10	225	So.	Middletown, Ohio / Middletown / Marist
53	Gavin Gerhardt	OL	6-4	310	RSr.*	Xenia, Ohio / Xenia
55	Isaiah Rogers	DL	6-2	297	RSr.	Sharon Hill, Pa. / Academy Park / CMU / Monmouth
56	Deondre Buford	OL	6-4	325	RSr.	Detroit, Mich. / Martin Luther King / Kentucky
56	Tim Griffin	DL	6-5	275	Fr.	Covington, Ga. / Alcovy
59	Jake Wheelock	OL	6-4	303	RFr.	Dayton, Ohio / Stebbins
63	Zac Clarke	OL	6-6	310	RFr.	Plainfield, Ill. / Oswego East
66	Xavier Lozowicki	OL	6-5	315	RSo.	Ridley Park, Pa. / IMG Academy / Maine
69	JP Schrieber	OL	6-2	305	RFr.	Berwyn, Pa. / St. Joseph's Prep
70	Cray Paich	OL	6-5	315	Fr.	Northbrook, Ill. / Glenbrook North
71	Judea Milon	OL	6-4	312	RSr.	Killeen, Texas / Shoemaker / Tyler Junior College
72	Nolan Latulippe	OL	6-8	315	Jr.	Aylmer, Quebec, Can. / Champlain College Lennoxville / Albany
73	Aiden Pastoriza	OL	6-6	315	RFr.	Jackson, Mich. / Lumen Christi
74	Joe Cotton	OL	6-6	317	RJr.	Sioux Falls, S.D. / Roosevelt / South Dakota
75	Marcus McGregor	OL	6-3	295	Fr.	West Des Moines, Iowa / Valley
76	Zach Taylor	OL	6-3	318	Fr.	Kingsland, Ga. / Camden County
77	Taran Tyo	OL	6-3	325	RJr.	Greenville, Ohio / Versailles / Ball State
78	Grant Edgington	OL	6-4	305	RSo.	Madeira, Ohio / Madeira
79	Ethan Green	OL	6-6	313	RJr.	Fremont, Ohio / Fremont Ross
80	Elijah Jones	WR	5-11	195	RFr.	Norristown, Pa. / St. Joseph's Prep
82	James Early	DL	6-3	230	Fr.	Fort Wayne, Ind. / North Side
82	Ka/Maurri Smith	TE	6-5	245	Fr.	Dayton, Ohio / Wayne
83	Devyn Zahursky	TE	6-4	250	RFr.	Berea, Ohio / Midpark
85	Lyviel Waters	TE	6-2	240	RFr.	Cincinnati, Ohio / Winton Woods
86	Kellen Davis	TE	6-3	250	RSo.	Middletown, Ohio / Middletown
87	Gavin Grover	TE	6-6	255	So.	Lewis Center, Ohio / Olentangy
88	CD McFee	DL	6-4	310	Fr.	Elkhart, Ind. / Elkhart
88	DaMari Witherspoon	TE	6-5	240	Fr.	Dallas, Ga. / East Paulding
89	Nash Biglin	WR	6-3	205	RSo.	Worthington, Ohio / Worthington Kilbourne
90	Jalen Hunt	DL	6-2	315	RSr.*	Detroit, Mich. / Belleville / Michigan State
91	Drew Logan	DL	6-4	275	RJr.	North Canton, Ohio / Hoover
92	Elijah Gunn	DL	6-0	310	RSo.	LaGrange, Ga. / Callaway / Southern Illinois
93	Max Lemasters	K	5-6	175	RSo.	Cincinnati, Ohio / Elder
94	Keilan Smith	DL	6-2	330	RSo.	Pickerington, Ohio / Pickerington Central
95	Lendric Barber	DL	6-3	310	RFr.	McDonough, Ga. / Ola
96	Nathan Nunn	DL	6-2	280	RFr.	Medina, Ohio / Medina
97	Kamron Neal	DL	6-2	268	Fr.	Fort Myers, Fla. / Campbell (Ga.)
98	Marquaze Parker	DL	6-2	285	So.	West Memphis, Ark. / West Memphis
99	Rob Jackson	DL	6-4	277	RSr.	Philadelphia, Pa. / Archbishop Wood
99	Stephen Rusnak	K	6-0	200	RSr.	Clarkston, Mich. / Clarkston / Michigan State / Charlotte

* - Using extra year of eligibility from COVID-19 pandemic

CINCINNATI UNOFFICIAL DEPTH CHART

OFFENSE

LT	74	Joe Cotton	6-6	317	R-Jr.
	72	Nolan Latulippe	6-8	315	Jr.

LG	50	Evan Tengesdahl	6-3	320	R-So.
	66	Xavier Lozowicki	6-5	315	R-So.

C	53	Gavin Gerhardt	6-4	310	R-Sr.*
	77	Taran Tyo	6-3	325	R-Jr.

OR	59	Jake Wheelock	6-4	303	R-Fr.
----	----	---------------	-----	-----	-------

RG	77	Taran Tyo	6-3	325	R-Jr.
	59	Jake Wheelock	6-4	303	R-Fr.

RT	56	Deondre Buford	6-4	325	R-Sr.
	79	Ethan Green	6-6	313	R-Jr.

TE	11	Joe Royer	6-5	250	R-Sr.
	21	Patrick Gurd	6-4	250	R-Sr.*

OR	87	Gavin Grover	6-6	255	So.
	83	Devyn Zahursky	6-4	250	R-Fr.

WR	9	Jeff Caldwell	6-5	215	Sr.
OR	8	Noah Jennings	6-0	190	Jr.

	17	Giyahni Kontosis	6-1	210	Fr.
--	----	------------------	-----	-----	-----

WR	4	Cyrus Allen	5-11	180	Sr.
	0	Isaiah Johnson	5-10	185	So.

	19	Dakarai Anderson	5-8	188	R-Fr.
--	----	------------------	-----	-----	-------

WR	10	Caleb Goodie	6-1	178	Jr.
	14	Barry Jackson Jr.	5-11	195	R-So.

	80	Elijah Jones	5-11	195	R-Fr.
--	----	--------------	------	-----	-------

QB	2	Brendan Sorsby	6-3	235	R-Jr.
	16	Brady Lichtenberg	6-1	200	R-Sr.

OR	5	Samaj Jones	5-11	207	R-Fr.
----	---	-------------	------	-----	-------

RB	6	Evan Pryor	5-9	195	R-Sr.
OR	3	Tawee Walker	5-8	218	R-Sr.

	29	Manny Covey	5-10	190	R-So.
--	----	-------------	------	-----	-------

OR	7	Chance Williams	5-7	190	R-Jr.
----	---	-----------------	-----	-----	-------

DEFENSE

DE	4	Mikah Coleman	6-4	272	R-Sr.
	21	CJ McCray	6-3	260	R-Sr.

OR	98	Marquaze Parker	6-2	285	So.
----	----	-----------------	-----	-----	-----

NT	2	Dontay Corleone	6-1	335	R-Sr.
	40	Kamari Burns	6-3	300	R-So.

	55	Isaiah Rogers	6-2	297	R-Sr.
--	----	---------------	-----	-----	-------

DE	90	Jalen Hunt	6-2	315	R-Sr.
	99	Rob Jackson	6-4	277	R-Sr.*

OR	16	Jaylon White-McClain	6-4	273	R-Jr.
----	----	----------------------	-----	-----	-------

OR	91	Drew Logan	6-4	275	R-Jr.
----	----	------------	-----	-----	-------

WILL	31	Simeon Coleman	5-11	225	So.
------	----	----------------	------	-----	-----

OR	22	Jonathan Thompson	6-2	230	R-Jr.
----	----	-------------------	-----	-----	-------

MIKE	49	Jack Dingle	6-4	240	R-Sr.
	17	Brian Simms III	6-3	228	R-So.

SAM	11	Jake Golday	6-4	240	R-Sr.
	44	Montay Weedon	6-1	218	So.

STAR	9	Jiquan Sanks	5-10	195	So.
OR	46	Antwan Peek Jr.	6-1	214	R-Jr.

CB	0	Matthew McDoom	5-9	180	Sr.
	8	Ormanie Arnold	5-8	183	R-Jr.

OR	3	Kye Stokes	6-1	194	R-Jr.
----	---	------------	-----	-----	-------

FS	6	Trevon Gola-Callard	6-0	195	R-Sr.
	36	Xavier Williams	6-2	220	R-Sr.

	18	Marqavious Saboor	5-11	185	So.
--	----	-------------------	------	-----	-----

SS	5	Christian Harrison	6-0	195	R-Jr.
	10	Tayden Barnes	5-8	185	R-So.

FCB	7	Logan Wilson	5-9	183	R-Sr.*
	25	Daniel James	5-10	185	R-Fr.

SPECIAL TEAMS

LS	48	Eli Stein	6-3	225	R-Jr.
	37	Weston Simmons	5-11	225	R-So.

H	31	Max Fletcher	6-6	190	R-Jr.
	35	Dino Beslagic	6-4	207	R-Jr.

K & KO	99	Stephen Rusnak	6-1	200	R-Sr.
	93	Max Lemasters	5-6	175	R-So.

P	31	Max Fletcher	6-6	190	R-Jr.
	35	Dino Beslagic	6-4	207	R-Jr.

PR	29	Manny Covey	5-11	192	R-So.
	7	Logan Wilson	5-9	183	R-Sr.*

KR	7	Logan Wilson	5-9	183	R-Sr.*
OR	0	Matthew McDoom	5-9	180	Sr.

OR	29	Manny Covey	5-11	192	R-So.
	10	Caleb Goodie	6-1	178	Jr.

* - Using NCAA's extra year of eligibility

PRONUNCIATION GUIDE

Dakarai Anderson.....dah-CAR-ee
 Ormanie Arnold.....or-MON-ee
 Dino Beslagic.....bess-LAH-jick
 Ben Blevins.....BLEH-vins
 Deondre Buford.....dee-ON-dray
 Kamari Burns.....kah-MAR-ee
 Jakorion Caffey.....ja-CORE-ee-on
 Dontay Corleone.....core-lee-OWN (like the Godfather)
 Manny Covey.....CUH-vee
 Gavin Gerhardt.....GAIR-hardt
 Darrell Gipson.....Daryl
 Trevon Gola-Callard.....TRAY-von goal-a kuh-LARD
 Terrell Holcomb.....tah-RELL
 Giyahni Kontosis.....jee-AH-knee con-TOE-sis
 Nolan Latulippe.....la-too-LEEP
 Brady Lichtenberg.....LICK-ten-burg

Xavier Lozowicki.....lahz-ah-WICK-ee
 Judea Milon.....mill-ON
 Marquaze Parker.....mar-QUEZ
 Stephen Rusnak.....RUSS-nack
 Keilan Smith.....KEY-lan
 Brendan Sorsby.....SOARZ-bee
 Evan Tengesdahl.....TANG-gess-da-hall
 Taran Tyo.....TARE-in TYE-oh
 Tawee Walker.....TAH-wee
 Lyviel Waters.....LAH-vee-ell
 Xavier Williams.....EX-zavier

Tyson Veidt.....VITE (Rhymes with bite)

HEAD COACH SCOTT SATTERFIELD | THIRD SEASON

2018 SUN BELT AND 2019 ACC COACH OF THE YEAR

A two-time conference Coach of the Year, Cincinnati head coach Scott Satterfield enters his third season leading the Bearcats, prepared to elevate the program to new heights in the Big 12.

Hired by Cincinnati Director of Athletics John Cunningham on Dec. 5, 2022 as the 43rd head football coach at Cincinnati, Satterfield has compiled a 87-65 record (.572) in 13 years as a head coach with the Bearcats, Louisville Cardinals and Appalachian State Mountaineers.

He has earned a winning mark in seven seasons in addition to a 4-1 record in bowl games. He led the Mountaineers to three straight conference titles and four bowl appearances from 2013 to 2018 before taking over the Cardinals in 2019.

After a 3-9 debut season in the Big 12, Satterfield led Cincinnati to a 5-7 mark in 2024, showing significant progress. Three Bearcats earned First Team All-Big 12 honors in the highly competitive 16-team league.

A proven offensive strategist, Satterfield calls plays with a balanced approach. In 2024, Cincinnati averaged 420.6 yards per game (36th nationally), with Kiner securing a second straight 1,000-yard rushing season, Kandra earning All-American status the second-straight year, and tight end Joe Royer breaking Travis Kelce's school record for receptions by a tight end (50).

First-year quarterback Brendan Sorsby emerged as a dynamic dual-threat leader, becoming the only FBS quarterback to record a 425-yard passing game and a 125-yard rushing game in the same season. He finished 2024 as one of only four players nationally with at least 2,800 passing yards, 18 passing touchdowns, and nine rushing scores.

Satterfield steered the Bearcats' transition from the American Athletic Conference to the Big 12 in his first season at UC in 2023. Cincinnati's offense had 11 brand new starters for the 2023 season opener, returned only one scholarship wide receiver and featured 23 college transfers. Despite all of the turnover, the Bearcats still finished fifth in the country in rushing (217.1 ypg) and 33rd in total offense (426.1), and running back Corey Kiner authored just the 20th 1,000-yard rushing season in school history.

Additionally, Satterfield's offenses have been among the nation's most balanced, averaging both 200 yards passing and rushing every year from 2019-23.

Prior to coming to UC, Satterfield led Louisville to three bowls in four seasons. He lifted the Cardinals up from a 2-10 campaign in 2018 to an 8-5 record in his first season in 2019.

While at Louisville, he compiled a 25-24 record and saw 32 players collect All-ACC honors. Six Cardinals were selected in the NFL Draft during Satterfield's tenure as well.

In 2022, Satterfield led Louisville to a 7-5 mark and saw 13 players collect all-conference accolades. The Cardinals appeared in the College Football Playoff Rankings and beat two Top-25 teams. Louisville led the nation in total sacks (50), finished third in takeaways (30) and ranked 11th nationally and tops in the ACC in scoring defense (19.2).

The 2021 Louisville squad was led by a potent offense that averaged 31.6 points per game and ranked 21st nationally with 446.2 yards of total offense per game. Cunningham proved to be one of the country's top dual-threat quarterbacks, rushing for 1,031 yards and an ACC-leading 20 touchdowns while passing for 2,940 yards and another 19 scores.

Louisville was also explosive in 2020, leading the nation with nine plays of 60+ yards and six plays of more than 70 yards while ranking fifth in the ACC in total offense (444.2).

In 2019, Satterfield guided Louisville to the biggest turnaround in college football, increasing the Cardinals' win total by six and vaulting UofL to the Top 25 in total offense and rushing in his first year. Individually, Javian Hawkins broke the school record for rushing yards (1,525) by a running back, while wide receiver Tutu Atwell set the Louisville record for receiving yards (1,276) and tied the school mark with 12 TD catches.

Satterfield guided his alma mater to three consecutive Sun Belt Conference Championships and an impressive 51-24 record from 2013 to 2018. The Mountaineers held a 38-10 conference mark over six seasons,



including a 34-6 record over five seasons in the Sun Belt.

Along the way, he became the first coach to lead a school from the FCS level to FBS and immediately earn three consecutive bowl wins. Satterfield directed Appalachian State to three straight conference titles and led the program to four straight bowl appearances.

In 2018, Satterfield led Appalachian State to a 10-2 record and an in-season ranking of No. 25 in the AP poll, capping the season with a 30-19 victory over Louisiana to give the Mountaineers a win in the first-ever Sun Belt Conference Championship Game, securing a third-straight league title.

In 2017, during a 9-4 season that included a 7-1 run through the Sun Belt, the Mountaineers ranked among the Top 20 teams nationally in several categories, including No. 2 in fewest sacks allowed (eight).

The Mountaineers dominated both sides of the ball in 2016, finishing with a 7-1 league mark while allowing just 94 total points in eight Sun Belt games.

The 2015 season saw the Mountaineers finish 11-2—the 11 wins marking the highest total ever by an FBS program in its first season of bowl eligibility. App State completed the transition from the FCS to FBS by ranking among the Sun Belt's top two in 19 statistical categories and defeating Ohio, 31-29, in its first-ever bowl game, the Camellia Bowl in Montgomery, Ala. The 2015 campaign came on the heels of a breakout season in 2014, when Satterfield led the Mountaineers to an impressive 7-5 record in their first full season in the FBS ranks.

Satterfield helped Appalachian State win three consecutive FCS national championships in 2005, 2006 and 2007 as the quarterbacks coach and primary play-caller.

Among his many highlights as an assistant in Boone, N.C., he mentored two-time Walter Payton Player of the Year and FCS All-American Armanti Edwards. He helped lead the Mountaineers to the historic 34-32 upset at No. 5 Michigan to open the 2007 season.

Satterfield started 27 games at quarterback for App State. He collected first-team all-conference honors in 1995 after passing for 1,461 yards and rushing for 649 more to help lead the Mountaineers to the only undefeated, untied regular season (11-0) in school history and a 12-1 final record. He graduated with a degree in physical education in 1996.

He was an assistant coach at App State, beginning as the wide receivers coach in 1998. He moved to running backs from 1999 to 2002. From 2003 to 2008 he coached quarterbacks, including calling plays from 2004 to 2008 and serving as an integral part of the Mountaineers' transition from Power-I to spread offense in 2004.

Satterfield and his wife, Beth, a former track and field athlete athlete at Appalachian State, have a daughter, Alli, and two sons, Bryce and Isaac.



PERSONAL INFORMATION

Born: December 21, 1972
Hometown: Durham, N.C.
Wife: Beth
Children: Alli, Bryce, Isaac
Education: Appalachian State ('96, B.S.)
Year in Coaching: 27th

PLAYING CAREER

YEAR	TEAM
1991-95	Appalachian State (Quarterback)

COACHING CAREER

YEAR	SCHOOL	POSITION
1998	Appalachian State	Wide Receivers
1999-02	Appalachian State	Running Backs
2003-08	Appalachian State	Quarterbacks
2009	Toledo	Passing Game/QBs
2010-11	FIU	OC/QBs
2012	Appalachian State	Asst. HC/OC/QBs
2013-18	Appalachian State	Head Coach
2019-22	Louisville	Head Coach
2023-	Cincinnati	Head Coach

SATTERFIELD POSTSEASONS

YEAR	SCHOOL	BOWL
1998	Appalachian State	FCS Playoffs
1999	Appalachian State	FCS Playoffs
2000	Appalachian State	FCS Playoffs
2001	Appalachian State	FCS Playoffs
2002	Appalachian State	FCS Playoffs
2005	Appalachian State	FCS Nat'l Champs
2006	Appalachian State	FCS Nat'l Champs
2007	Appalachian State	FCS Nat'l Champs
2008	Appalachian State	FCS Playoffs
2010	FIU	Little Caesar's
2011	FIU	Beef O'Brady's
2012	Appalachian State	FCS Playoffs
2015	Appalachian State	Camellia
2016	Appalachian State	Camellia
2017	Appalachian State	Dollar General
2018	Appalachian State	New Orleans
2019	Louisville	Music City
2021	Louisville	First Responder
2022	Louisville	Fenway

SATTERFIELD'S HEAD COACHING RECORD

YEAR	SCHOOL	OVERALL	CONFERENCE
2013	Appalachian State (FCS)	4-8	4-4 Southern (T4th)
2014	Appalachian State	7-5	6-2 Sun Belt (3rd)
2015	Appalachian State	11-2	7-1 Sun Belt (2nd)
2016	Appalachian State	10-3	7-1 Sun Belt (T1st)
2017	Appalachian State	9-4	7-1 Sun Belt (T1st)
2018	Appalachian State	10-2	7-1 Sun Belt (T1st, East)
2019	Louisville	8-5	5-3 ACC (2nd, Atlantic)
2020	Louisville	4-7	3-7 ACC (12th)
2021	Louisville	6-7	4-4 ACC (T4th, Atlantic)
2022	Louisville	7-5	4-4 ACC (T3rd, Atlantic)
2023	Cincinnati	3-9	1-8 Big 12
2024	Cincinnati	5-7	3-6 Big 12
2025	Cincinnati	3-1	1-0 Big 12
TOTAL	13 SEASONS	87-65 (.572)	59-42 (.584)

SATTERFIELD ALL-TIME RESULTS



SCOTT SATTERFIELD

13 YEARS - 87-65 (.572)

2025 (1-1, 0-0 BIG 12)

Aug. 28	vs. Nebraska	N	L	17-20
Sept. 6	Bowling Green	H	W	34-20
Sept. 13	Northwestern State	H	W	70-0
Sept. 27	at Kansas	A	W	37-34
Oct. 4	Iowa State	H		
Oct. 11	UCF	H		
Oct. 18	at Oklahoma State	A		
Oct. 25	Baylor	H		
Nov. 1	at Utah	A		
Nov. 15	Arizona	H		
Nov. 22	BYU	H		
Nov. 29	at TCU	A		

2024 (5-7, 3-6 BIG 12)

Aug. 31	Towson	H	W	38-20
Sept. 7	Pittsburgh	H	L	27-28
Sept. 14	at Miami (Ohio)	A	W	27-16
Sept. 21	Houston	H	W	34-0
Sept. 28	at Texas Tech	A	L	41-44
Oct. 12	at UCF	A	W	19-13
Oct. 19	Arizona State	H	W	24-14
Oct. 26	at Colorado	A	L	23-34
Nov. 9	West Virginia	H	L	24-31
Nov. 16	at Iowa State	A	L	17-34
Nov. 23	at Kansas State	A	L	15-41
Nov. 30	TCU	H	L	13-20

2023 (3-9, 1-8 BIG 12)

Sept. 2	Eastern Kentucky	H	W	66-13
Sept. 9	at Pittsburgh	A	W	27-21
Sept. 16	Miami (OH)	H	L	24-31 [OT]
Sept. 23	Oklahoma	H	L	6-20
Sept. 29	at BYU	A	L	27-35
Oct. 14	Iowa State	H	L	10-30
Oct. 21	Baylor	H	L	29-32
Oct. 28	at Oklahoma State	A	L	13-45
Nov. 4	UCF	H	L	26-28
Nov. 11	at Houston	A	W	24-14
Nov. 18	at West Virginia	A	L	21-42
Nov. 25	Kansas	H	L	16-49

2022 (8-5* OVERALL, 4-4 ACC)

Sept. 3	at Syracuse	A	L	7-31
Sept. 9	at UCF	A	W	20-14
Sept. 16	Florida State	H	L	31-35
Sept. 24	South Florida	H	W	41-3
Oct. 1	at Boston College	A	L	33-34
Oct. 8	at Virginia	A	W	34-17
Oct. 22	Pittsburgh	H	W	24-10
Oct. 29	[10] Wake Forest	H	W	48-21
Nov. 5	James Madison	H	W	34-10
Nov. 12	at [10] Clemson	A	L	16-31
Nov. 19	[24] NC State	H	W	25-10
Nov. 26	at Kentucky	A	L	13-26
Dec. 17	vs. Cincinnati^^	N	W	24-7

^^Overall record indicates team record; did not coach in the Wasabi Fenway Bowl

2021 (6-7 OVERALL, 4-4 ACC)

Sept. 6	vs. Ole Miss	N	L	24-43
Sept. 11	Eastern Kentucky	H	W	30-3
Sept. 17	UCF	H	W	42-35
Sept. 25	at Florida State	A	W	31-23

Oct. 2	at [24] Wake Forest	A	L	34-37
Oct. 9	Virginia	H	L	33-34
Oct. 23	Boston College	H	W	28-14
Oct. 30	at NC State	A	L	13-28
Nov. 6	Clemson	H	L	24-30
Nov. 13	Syracuse	H	W	41-3
Nov. 18	at Duke	A	W	62-22
Nov. 27	Kentucky	H	L	21-52
Dec. 28	vs. Air Force^	N	L	28-31

^ - ServPro First Responder Bowl, Dallas, Texas

2020 (4-7 OVERALL, 3-7 ACC)

Sept. 12	Western Kentucky	H	W	35-21
Sept. 19	[17] Miami (Fla.)	H	L	34-47
Sept. 26	at [21] Pittsburgh	A	L	20-23
Oct. 9	at Georgia Tech	A	L	27-46
Oct. 17	at [4] Notre Dame	A	L	7-12
Oct. 24	Florida State	H	W	48-16
Oct. 31	Virginia Tech	H	L	35-42
Nov. 14	at Virginia	A	L	17-31
Nov. 20	Syracuse	H	W	30-0
Nov. 28	at Boston College	A	L	27-34
Dec. 12	Wake Forest	H	W	45-21

2019 (8-5 OVERALL, 5-3 ACC)

Sept. 2	[9] Notre Dame	H	L	17-35
Sept. 7	Eastern Kentucky	H	W	42-0
Sept. 14	vs. Western Kentucky	N	W	38-21
Sept. 21	at Florida State	A	L	24-35
Oct. 5	Boston College	H	W	41-39
Oct. 12	at [19] Wake Forest	A	W	62-59
Oct. 19	[3] Clemson	H	L	10-45
Oct. 26	Virginia	H	W	28-21
Nov. 9	at Miami	A	L	27-52
Nov. 16	at NC State	A	W	34-20
Nov. 23	Syracuse	H	W	56-34
Nov. 30	at Kentucky	A	L	13-45
Dec. 30	vs. Mississippi State^	N	W	38-28

^ - Music City Bowl, Nashville, Tenn.

2018 (11-2 OVERALL, 7-1 SUN BELT) • SUN BELT CHAMPS

Sept. 1	at [10] Penn State	A	L	38-45 [OT]
Sept. 8	at Charlotte	A	W	45-9
Sept. 15	Southern Miss			Canceled
Sept. 22	Gardner-Webb	H	W	72-7
Sept. 29	South Alabama	H	W	52-7
Oct. 9	at Arkansas State	A	W	35-9
Oct. 20	Louisiana	H	W	27-17
Oct. 25	at Georgia Southern	A	L	14-34
Nov. 3	at Navy *	A	W	42-0
Nov. 10	at Texas State	A	W	38-7
Nov. 17	Georgia State	H	W	45-17
Nov. 24	Troy	H	W	21-10
Dec. 1	Louisiana%	H	W	30-19
Dec. 15	vs. Middle Tennessee^	N	W	45-13

^ - did not coach in the R+L Carriers New Orleans Bowl
% - Sun Belt Championship Game

2017 (9-4 OVERALL, 7-1 SUN BELT) • SUN BELT CHAMPS

Sept. 2	at [15] Georgia	A	L	10-31
Sept. 9	Savannah State	H	W	54-7
Sept. 16	at Texas State	A	W	20-13
Sept. 23	Wake Forest	H	L	19-20
Oct. 7	New Mexico State	H	W	45-31
Oct. 14	at Idaho	A	W	23-20
Oct. 21	Coastal Carolina	H	W	37-29
Oct. 28	at Massachusetts	A	L	27-30 [2OT]
Nov. 4	at Louisiana Monroe	A	L	45-52

Nov. 9	Georgia Southern	H	W	27-6
Nov. 25	at Georgia State	A	W	31-10
Dec. 2	Louisiana	H	W	63-14
Dec. 23	vs. Toledo^	N	W	34-0

^ - Dollar General Bowl

2016 (10-3 OVERALL, 7-1 SUN BELT) • SUN BELT CHAMPS

Sept. 1	at [9] Tennessee	A	L	13-20 [OT]
Sept. 10	Old Dominion	H	W	31-7
Sept. 17	[25] Miami (Fla.)	H	L	10-45
Sept. 24	at Akron	A	W	45-38
Oct. 1	Georgia State	H	W	17-3
Oct. 12	at Louisiana	A	W	24-0
Oct. 22	Idaho	H	W	37-19
Oct. 27	at Georgia Southern	A	W	34-10
Nov. 5	Texas State	H	W	35-10
Nov. 12	at Troy	A	L	24-28
Nov. 19	Louisiana Monroe	H	W	42-17
Nov. 26	at New Mexico State	A	W	37-7
Dec. 17	vs. Toledo^	N	W	31-28

^ - Raycom Media Camellia Bowl

2015 (11-2 OVERALL, 7-1 SUN BELT)

Sept. 5	Howard	H	W	49-0
Sept. 12	at [12] Clemson	A	L	10-41
Sept. 26	at Old Dominion	A	W	49-0
Oct. 3	Wyoming	W	W	31-13
Oct. 10	at Georgia State	A	W	37-3
Oct. 17	at Louisiana Monroe	A	W	59-14
Oct. 22	Georgia Southern	H	W	31-13
Oct. 31	Troy	H	W	44-41 [3OT]
Nov. 5	Arkansas State	H	L	27-40
Nov. 14	at Idaho	A	W	47-20
Nov. 28	Louisiana	H	W	28-7
Dec. 5	at South Alabama	A	W	34-27
Dec. 19	vs. Ohio^	N	W	31-29

^ - Raycom Media Camellia Bowl

2014 (7-5 OVERALL, 6-2 SUN BELT)

Aug. 30	at Michigan	A	L	14-52
Sept. 6	Campbell	H	W	66-0
Sept. 20	at Southern Miss	A	L	20-21
Sept. 25	at Georgia Southern	A	L	14-34
Oct. 4	South Alabama	H	L	21-47
Oct. 11	Liberty	H	L	48-55 [OT]
Oct. 18	at Troy	A	W	53-14
Nov. 1	Georgia State	H	W	44-0
Nov. 8	Louisiana Monroe	H	W	31-29
Nov. 15	at Arkansas State	A	W	37-32
Nov. 22	at Louisiana	A	W	35-16
Nov. 29	Idaho	H	W	45-28

2013 (4-8 OVERALL, 4-4 SOCON)

Aug. 31	at Montana	A	L	6-30
Sept. 7	North Carolina A&T	H	L	21-24
Sept. 21	at Elon	A	W	31-21
Sept. 28	Charleston Southern	H	L	24-27
Oct. 5	at The Citadel	A	L	28-31
Oct. 12	Samford	H	L	10-34
Oct. 19	at Furman	A	L	10-27
Oct. 26	Georgia Southern	H	W	38-14
Nov. 2	Chattanooga	H	L	28-35
Nov. 9	at Georgia	A	L	6-45
Nov. 16	at Wofford	A	W	33-21
Nov. 23	Western Carolina	H	W	48-27

ASSISTANT COACHES & SUPPORT STAFF



TYSON VEIDT (F)
DEFENSIVE COORDINATOR / SAFETIES
SECOND SEASON • MUSKINGUM '96

- Dontay Corleone earned multiple All-America accolades and Simeon Coleman was named a freshman All-American in 2024.
- Spent eight years as associate head coach and linebackers coach at Iowa State. During that stretch, ISU led the Big 12 in five defensive categories, including scoring and total defense.
- 2017 National Linebacker Coach of the Year by Football Scoop.
- Head coach at Bluffton from 2008-13, guiding Beavers to 40 school records after inheriting one-win team.
- He and his wife, Mandy, have a son, Teddy, and twin girls, Lamonica and Guiliana.



CORTNEY BRASWELL (F)
CO-DEFENSIVE COORDINATOR / LINEBACKERS
THIRD SEASON • DALTON STATE '13

- Elevated to co-defensive coordinator ahead of 2025 season.
- Mentored Simeon Coleman to Freshman All-America campaign in 2024.
- Coached ILBs at Army in 2021-22 following a year coaching outside linebackers at Appalachian State.
- Mentored Arik Smith, who posted 86 tackles and 10.5 tackles for loss, to be earn the Defender of the Nation Award, which honors the top defensive player on a service academy in the nation.
- Served as a defensive quality control coach on Scott Satterfield's first Louisville team that improved by six wins in 2019.
- Braswell has two sons, Cayden and Isaiah.



BRAD GLENN (PB)
OFFENSIVE COORDINATOR / WIDE RECEIVERS
THIRD SEASON • CLEMSON '95

- The Bearcats averaged an impressive 420.6 yards of total offense per game in 2024, which ranked 36th in the nation.
- UC ranked fifth in the nation in rushing in 2023 (217.2 ypg).
- A 30-year veteran of the coaching ranks who spent the 2022 season as the passing game coordinator and quarterbacks coach at Virginia Tech following a very successful run as the offensive coordinator and quarterbacks coach at Georgia State from 2019 to 21.
- GSU averaged a school-record 33.3 ppg in 2020 and set school records for total yards (439.8 ypg) and rushing (241.6 ypg) in 2019.
- He and his wife, Anna, have a son, Hank, and daughters, Zoey and Landry.



WALTER STEWART (F)
ASSISTANT COACH / DEFENSIVE LINE
FOURTH SEASON • CINCINNATI '12

- Guided Jowon Briggs (seventh-round draft pick of Cleveland Browns) and Dontay Corleone to All-Big 12 honors in their first year in the league.
- Has coached three All-Americans over his career, including Corleone, who was PFF's top-rated defensive player in 2022.
- He has coached at UC, Temple, ECU, Florida A&M and Tennessee.
- Played for UC from 2008-12 as a defensive lineman. He was a team captain and second-team All-BIG EAST selection as a senior.
- He and his wife, Rebecca, have a daughter, Niya, and son, Nolan.



LUKE PASCHALL (F)
SPECIAL TEAMS COORDINATOR
FIRST SEASON • MIDDLE TENNESSEE '06

- One of three additions to the staff this year.
- Led Middle Tennessee's unit to a first-team all-conference long snapper, second-team punt returner and honorable mention, true-freshman punter.
- Helped Louisiana to nation's most punt return yards and touchdowns in 2022, as well as seven blocked kicks over two years.
- Mentored First-Team All-American kick returner Isaiah Rodgers at UMass while there from 2019-21.
- Coached wide receivers and special teams at North Carolina (2018) and Arkansas State (2014-17).
- He and his wife, Lauren, have two children, Emma Rose and Myles.



SEAN DAWKINS (F)
ASSISTANT COACH / RUNNING BACKS
SECOND SEASON • TROY '07

- Coached Corey Kiner to second straight 1,000-yard season in 2024.
- Spent 2022-23 at Memphis, where he mentored First-Team All-AAC running back Blake Watson and Tigers were No. 14 nationally in total offense.
- Led Charlotte to No. 1 ranking in rush offense in 2019, where it also set a school record with 2,639 rush yards.
- Lone season at Austin Peay (2017) saw Governors finish 8-4 after a 1-44 stretch prior.
- Engaged to Suan Allen; nine-month old daughter Kaaliyah Dawkins, and he has an older daughter, Hazel Highsmith.



EDDIE HICKS (F)
ASSISTANT COACH / CORNERBACKS
FIRST SEASON • SOUTHERN MISS '09

- Graduate assistant at Cincinnati under Butch Jones in 2013.
- Spent the last two years as lead defensive analyst for LSU.
- Coached at Jacksonville State in 2022, helping the Gamecocks to a 9-2 record in its transition from FCS to FBS.
- Helped Charlotte to school records for wins and win streak, as well as its first-ever bowl game (2019-21).
- All-Conference USA defensive back at Southern Miss, totaling 13 interceptions while leading the Golden Eagles to four bowl games.
- He and his wife, JoTrina, have two sons, Eddie IV and Jayvion, and a daughter, Emari.



JOSH STEPP (F)
ASSISTANT COACH / TIGHT ENDS
THIRD SEASON • NEWBERRY '07

- UC's tight end group saw a major resurgence in 2024, led by Joe Royer's record-setting 50-catch season. Royer was a First Team All-Big 12 selection.
- Coached TEs at Louisville and served as the recruiting coordinator in 2022. He helped lead an offense that averaged more than 400 yards per game.
- Spent six seasons at Georgia State, where he was promoted to offensive coordinator and quarterbacks coach in 2022.
- He and his wife Caryn have four daughters: Rilee Hope, Emma Paisley, Hadley James and Blakely Rynanne.



NIC CARDWELL (F)
ASSISTANT COACH / OFFENSIVE LINE
THIRD SEASON • APPALACHIAN STATE '08

- Coached right guard Luke Kandra to back-to-back All-America seasons in 2023 and 2024 and mentored 2024 NFL Draft selection John Williams.
- UC's line paved the way for 217.1 rush yards per game in 2023 (No. 5 nationally).
- In 2022, Louisville ranked second in the ACC and No. 22 nationally in rushing offense (200.6). He developed two All-ACC honorees in 2022.
- App State's offensive line was one of 13 semifinalists for the Joe Moore Award in 2021, where the Mountaineers ranked 12th in sacks allowed.
- He and his wife, Kira, have three children: Kai, Blakely and Brewer.



PETE THOMAS (PB)
ASSISTANT COACH / QUARTERBACKS
THIRD SEASON • NC STATE '14

- Guided Brendan Sorsby to excellent 2024 season; Sorsby was one of just four FBS quarterbacks to pass for over 2,800 yards and 18 touchdowns, while also rushing for nine touchdowns
- Spent four seasons on at Louisville following two seasons at Appalachian State.
- At Louisville, developed Malik Cunningham to become the sixth FBS player to pass for 9,000 yards and rush for 3,000 yards in a career.



ADAM BRAITHWAITE (F)
ASSISTANT COACH / STARS
FIRST SEASON • WILLIAM & MARY '02

- Defensive coordinator at Samford in 2024 and Tennessee Tech in 2023.
- Helped the Golden Eagles' defense to fewest yards per game (306.1) in the conference.
- Linebackers coach at Charlotte from 2020-02, overlapping with current UC cornerbacks coach Eddie Hicks.
- Spent 3 years as Richmond's defensive coordinator and has prior stops at West Virginia and Michigan early in his career, along with the FCS and Division III.
- Played for William and Mary from 1997-01.



ZACH GRANT
GENERAL MANAGER
THIRD SEASON • NOTRE DAME '16

- FootballScoop.com's Player Personnel Director of the Year at Western Kentucky in 2021.
- Instrumental in bringing some of UC's top players to Clifton, including Brendan Sorsby, Joe Royer (both transfers) and 2024 Freshman All-America linebacker Simeon Coleman.
- Was hired at WKU in 2017 as the nation's youngest Director of Player Personnel (23), and he was elevated to GM in 2021.
- Recruited five WKU players who were drafted in top four rounds of NFL.
- Spent 2022 season as Director of Player Personnel at Ohio State.
- Served in several undergrad roles within Notre Dame Football.

PLAYER PROFILES - OFFENSE



0 // ISAIAH JOHNSON

WR / SO. / 5-10 / 185
FORT WALTON BEACH, FLA. / CHOCTAWHATCHEE / WESTERN CAROLINA

- Both of his catches as a Bearcat were touchdowns against Northwestern State: 8 yards from Brendan Sorsby, 42 from Samaj Jones.
- Joined the Bearcats after spending one season at Western Carolina.
- Tied for second on the team with five touchdown catches in 2024.
- All five TDs came in the second half of the season.
- Also lettered in basketball and track and field, winning a Florida 3-A state title in the long jump as a nationally-ranked performer.

CAREER RECEIVING STATISTICS

SEASON	GP	REC	YDS	TD	LONG	AVG./R
2024 (WCU)	11	21	303	5	62	14.4
2025	4	3	83	2	42	27.7
TOTAL	15	24	386	7	62	16.1

CAREER HIGHS *At Western Carolina (2024)
RECEPTIONS*: 6 at Furman, 10/19/24
RECEIVING YARDS*: 117 at Furman, 10/19/24
RECEIVING TOUCHDOWNS: 2, 2x, last vs. Northwestern State, 9/13/25
LONGEST RECEPTION*: 62 at Furman, 10/19/24



3 // TAWEE WALKER

RB / R-SR. / 5-8 / 218
NORTH LAS VEGAS, NEV. / CENTENNIAL / PALOMAR JC / OKLAHOMA / WISCONSIN

- Two touchdowns at Kansas, including game-winner with 29 seconds left that followed a 17-yard carry up the middle.
- Second on the team in rushing, season-high 66 yards vs. Northwestern State.
- 2024 All-Big Ten Honorable Mention at Wisconsin.
- Started nine games for the Badgers, leading the team in rushing.
- Scored nine touchdowns against Big Ten competition, fourth-most in the conference.
- Averaged 119.3 yards per game on the ground in October, which ranked seventh among Power 4 running backs that month.
- Rushed for season-high 198 yards at Rutgers on 10/12/14.
- Spent 2022-23 seasons at Oklahoma, tallying 575 rushing yards and seven touchdowns.
- Rushed for 15 yards and caught two passes for 27 yards against Cincinnati at Nippert Stadium on 9/23/23.
- Spent 2021 season at Palomar Junior College, rushing for 875 yards and eight touchdowns in 11 games.

CAREER RUSHING STATISTICS

SEASON	GP	ATT	YDS	AVG./R	TD	LONG	AVG/G
2022 (OU)	11	18	62	3.4	0	7	5.6
2023 (OU)	12	102	513	5.0	7	30	42.8
2024 (WISC)	11	190	864	4.5	10	55	78.5
2025	4	42	224	5.3	3	22	56.0
TOTAL	38	352	1663	4.7	20	55	43.8

CAREER HIGHS *At Wisconsin (2024);
RUSHING ATTEMPTS*: 24 at Rutgers, 10/12/24
RUSHING YARDS*: 198 at Rutgers, 10/12/24
RUSHING TOUCHDOWNS*: 3 (2x) last at Rutgers, 10/12/24
LONG RUSH*: 55 at Rutgers, 10/12/24



2 // BRENDAN SORSBY

QB / R-JR. / 6-3 / 228
DENTON, TEXAS / LAKE DALLAS / INDIANA

TWO-TIME BIG 12 OFFENSIVE PLAYER OF THE WEEK IN 2025
BIG 12 NEWCOMER OF THE YEAR HONORABLE MENTION (2024)

- Led game-winning 75-yard TD drive over 1:16 at Kansas in final seconds, capping his fourth 300-yard game of his career and second this season.
- Last three first halves: 39-of-50 (78.0%), 608 yards, 9 TDs and no turnovers.
- Big 12 Offensive POTW following Northwestern State: 15-for-15, 253 yards, 5 passing TDs (all in first quarter), plus 23-yard rushing score in second.
- Big 12 record of five passing TDs in one quarter, as well as second-highest QBR (99.8) in league history.
- Ranks 11th nationally in passing efficiency (180.0), 15th nationally in yards per completion (14.1).
- Rushed for 96 yards and two touchdowns at Nebraska, leading all Big 12 QB's in rushing in Week 1; had 40 against Bowling Green for fourth time leading UC on ground.
- Emerged as one of the Big 12's top signal-callers and one of the nation's top dual threat quarterbacks in his first season at Cincinnati after transferring from Indiana.
- Was the only FBS quarterback to log a 425-yard passing game (at Texas Tech) and a 125-yard rushing game (at Iowa State) in 2024.
- Capped 2024 as one of just four players in the nation to pass for 2,800+ yards and 18 touchdowns and rush for nine touchdowns.
- Nine rushing touchdowns were the third-most by a UC QB behind only Desmond Ridder in 2020 (12) and Tony Kapetanin in 1979 (11)
- His 64% completion percentage ranked third in the Big 12 and sixth in a single-season in Cincinnati history.
- Top performance came on the road on Texas Tech when he completed 31 of 45 pass attempts for 426 yards and four touchdowns with one interception, while adding 52 rushing yards in 44-41 shootout loss to the Red Raiders.
- His 478 total yards were the most in a single-game by a Big 12 player in 2024, and the fourth-highest total by a Power 4 quarterback.
- Spent two seasons at Indiana, redshirting in 2022 before passing for 1,587 yards and 15 touchdowns with only five interceptions in 2023.

CAREER PASSING STATISTICS

SEASON	GP	COMP	ATT	PCT	YDS	TD	INT	LONG	AVG/P
2022 (IU)	1	3	6	50.0	8	0	1	9	2.7
2023 (IU)	10	135	237	57.0	1,587	15	5	90	11.8
2024	12	249	389	64.0	2,813	18	7	80	11.3
2025	4	74	107	69.2	1,043	10	1	73	14.1
TOTAL	27	461	739	62.4	5,451	43	14	90	11.8

CAREER RUSHING STATISTICS

SEASON	GP	ATT	YDS	AVG./R	TD	LONG	AVG/G
2022 (IU)	1	2	-8	-4	0	0	-4
2023 (IU)	10	113	276	2.4	4	25	27.6
2024	12	105	447	4.3	9	41	37.3
2025	4	35	227	6.5	4	29	56.8
TOTAL	27	255	942	3.7	17	41	34.9

CAREER HIGHS *At Indiana (2022-23)
PASSING ATTEMPTS: 45 at Texas Tech, 9/21/24
PASSING COMPLETIONS: 31 at Texas Tech, 9/21/24
PASSING YARDS: 426 at Texas Tech, 9/21/24
PASSING TOUCHDOWNS: 5 vs. Northwestern State, 9/13/25
LONGEST PASS*: 90 at Penn State, 10/28/23

RUSHING ATTEMPTS*: 17 at Illinois, 11/11/23
RUSHING YARDS: 143 at Iowa State, 11/16/24
RUSHING TOUCHDOWNS*: 2 (3x) last vs. Arizona State, 10/19/24
LONGEST RUSH: 41 at Iowa State, 11/16/24

PLAYER PROFILES - OFFENSE



4 // CYRUS ALLEN

WR / SR. / 5-11 / 180

NEW ORLEANS, LA. / LANDRY-WALKER / LOUISIANA TECH / TEXAS A&M

- Five touchdowns over the last three games, which also leads the team for the year.
- Career-high 11 catches, in addition to third-career 100-yard game and first at UC, in road win at Kansas (128 yds).
- Leads team with 23 receptions.
- Played at Texas A&M in 2024, grabbing 18 receptions for 269 yards and a touchdown.
- Played 2022-23 seasons at Louisiana Tech, catching 68 passes for 1,278 yards and eight touchdowns.
- Ranked fifth among all CUSA players in 2023 with 70.7 receiving yards per game.
- Also ranked sixth in CUSA with 4.2 receptions per game and sixth in yards per receptions with 16.91.
- Caught five passes for 121 yards and two touchdowns in first collegiate game at Missouri in 2022.
- Led all FBS freshman in scrimmage plays over 30 yards with 10 in 2022.

CAREER RECEIVING STATISTICS

SEASON	GP	REC	YDS	TD	LONG	AVG./R
2022 (LT)	10	22	500	4	64	22.7
2023 (LT)	11	46	778	4	85	16.9
2024 (A&M)	10	18	269	1	73	14.9
2025	4	23	273	5	44	11.9
TOTAL	35	109	1820	14	85	16.7

CAREER HIGHS *At Texas A&M (2024); ^At Louisiana Tech (2022-23)

RECEPTIONS: 11 at Kansas, 9/27/25

RECEIVING YARDS^: 170 vs. Sam Houston, 11/11/23

RECEIVING TOUCHDOWNS: 2 at Kansas, 9/27/25

LONGEST RECEPTION^: 85 at UTEP, 9/29/23



6 // EVAN PRYOR

RB / R-SR. / 5-9 / 195

CORNELIUS, N.C. / WILLIAM AMOS HOUGH / OHIO STATE

2024 CSC ACADEMIC ALL-DISTRICT

- Played in all 12 games last season, scoring seven total touchdowns and recording 622 all-purpose yards.
- Scored four touchdowns of at least 55 yards in 2024.
- Averaged 7.46 yards per carry, second in the Big 12 among qualified players.
- Five catches for 100 yards, including an 80-yard TD reception, vs. West Virginia last year; his 80-yard TD catch was longest play of the season for UC and longest pass play since 2021.
- First carry as a Bearcat was a 64-yard touchdown vs. Towson in 2024 opener.
- Spent 2021-23 seasons at Ohio State, rushing for 147 yards on 40 carries with one touchdown. Missed all of 2022 due to injury.

CAREER RUSHING STATISTICS

SEASON	GP	ATT	YDS	AVG./R	TD	LONG	AVG/G
2021 (OSU)	4	21	98	4.7	1	16	24.5
2022 (OSU)				DNP			
2023 (OSU)	4	19	49	2.6	0	6	12.3
2024	12	56	418	7.5	6	65	34.9
2025	4	23	190	8.3	0	46	47.5
TOTAL	24	119	755	6.3	7	65	31.5

CAREER HIGHS *At Ohio State (2021-23)

RUSHING ATTEMPTS*: 11 at Indiana 10/23/21

RUSHING YARDS: 105 vs. Towson, 8/31/24

RUSHING TOUCHDOWNS: 1 (7x) last at Iowa State, 11/16/24

LONG RUSH: 65 at Miami (OH), 9/14/24

RECEPTIONS: 5 vs. West Virginia, 11/9/24

RECEIVING YARDS: 100 vs. West Virginia, 11/9/24

LONG RECEPTION: 80 vs. West Virginia, 11/9/24



7 // CHANCE WILLIAMS

RB / R-JR. / 5-7 / 190

BATON ROUGE, LA. / SCOTLANDVILLE / GRAMBLING STATE

- Rushed for a three-yard TD vs. Northwestern State, his first score as a Bearcat.
- Appeared in four games in 2024 before redshirting.
- Rushed for 38 yards on four carries vs. Houston, a season-high rushing total.
- Played 2022-23 seasons at Grambling State, which included a Second-Team All-SWAC campaign in 2023.
- Had 15 catches for 135 yards to complement an 878-yard, six-touchdown rushing season.
- Posted 106 yards on only seven carries at LSU in 2023.

CAREER RUSHING STATISTICS

SEASON	GP	ATT	YDS	TD	LONG	AVG./R
2022 (GSU)	11	57	223	2	22	3.9
2023 (GSU)	11	148	878	6	61	5.9
2024	4	15	67	0	16	4.5
2025	3	5	11	1	5	2.2
TOTAL	29	224	1173	9	61	5.2

CAREER HIGHS *At Grambling State (2022-23)

RUSHING ATTEMPTS*: 19 (2x) last vs. Southern, 11/25/23

RUSHING YARDS*: 174 vs. Texas Southern, 9/23/23

RUSHING TOUCHDOWNS*: 2, vs. Bethune-Cookman, 10/28/23

LONG RUSH*: 61 vs. Bethune-Cookman, 10/28/23



8 // NOAH JENNINGS

WR / JR. / 6-0 / 190

COLUMBIA, S.C. / WESTWOOD / CHARLESTON SOUTHERN

- Saved the day at Kansas with a one-handed, 18-yard catch-and-run on 4th-and-10, setting up the game-winning TD drive.
- Played the last two seasons at Charleston Southern, totaling 72 catches for 885 yards and four touchdowns
- Posted season highs in receptions (seven), yards (97), and touchdowns (two) at Furman.
- Had at least three receptions in nine games in 2024.
- Logged 26 receptions, 410 yards, and a touchdown as a freshman in 2023 en route to receiving Phil Steele Second-Team Freshman All-America honors
- Had eight catches for 204 yards and a TD at Robert Morris, the most receiving yards by a Big South player during the 2023 season.
- Two-time all-state honoree at Westwood High School
- Named regional offensive player of the year in 2021, catching 41 passes for 856 yards and scoring 11 total touchdowns.

CAREER RECEIVING STATISTICS

SEASON	GP	REC	YDS	TD	LONG	AVG./R
2023 (CSU)	10	26	410	1	58	15.8
2024 (CSU)	12	46	475	3	31	10.3
2025	4	7	79	0	18	11.3
TOTAL	26	79	964	4	58	12.2

CAREER HIGHS *At Charleston Southern (2023-24)

RECEPTIONS*: 8 at Robert Morris, 11/11/23

RECEIVING YARDS*: 204 at Robert Morris, 11/11/23

RECEIVING TOUCHDOWNS*: 2 at Furman, 9/7/24

LONGEST RECEPTION*: 58 at Robert Morris, 11/11/23

PLAYER PROFILES - OFFENSE



9 // JEFF CALDWELL

WR / SR. / 6-5 / 215

LOUISVILLE, KY. / BUTLER / LINDENWOOD

- Earned his seventh-career 100-yard game, and first at UC, against Bowling Green, which included a nine-yard TD in which he stretched his length across the goal line.
- Played three seasons at Lindenwood, appearing in 28 games.
- Named a finalist for the 2024 Walter Payton Award, annually given to the top offensive player in FCS, one of only three wide receivers to be named a finalist
- Second-Team All-American by Stats Perform and First-Team All-OVC in 2024.
- 11 receiving TDs ranked eighth in the country last year.
- Tied career high with four touchdown receptions vs. Eastern Illinois, tied for most in a game by an FCS receiver in 2024.
- Caught 32 passes for 599 yards and eight touchdowns in 2023, earning first-team all-conference honors. Twice was named OVC Player of the Week.

CAREER RECEIVING STATISTICS

SEASON	GP	REC	YDS	TD	LONG	AVG./R
2022 (LIND)	7	8	141	4	43	17.6
2023 (LIND)	9	32	599	8	73	18.7
2024 (LIND)	12	53	1,032	11	93	19.5
2025	4	12	199	1	39	16.6
TOTAL	32	105	1,971	24	93	18.8

CAREER HIGHS *At Lindenwood (2022-24)

RECEPTIONS*: 8 at UT Martin, 11/23/24

RECEIVING YARDS*: 185 at Western Illinois, 9/16/23

RECEIVING TOUCHDOWNS*: 4 (2x) last at Eastern Illinois, 9/28/24

LONGEST RECEPTION*: 93 vs. St. Thomas, 9/21/24



10 // CALEB GOODIE

WR / JR. / 6-1 / 178

BREAUX BRIDGE, LA. / MEMORIAL / COLORADO STATE

- Caught three passes for career-best 106 yards and a TD vs. Northwestern State, following that up with career-high five for 91 at Kansas.
- Played two seasons at Colorado State.
- Ranked among the nation's top five fastest wide receivers in average speed last season according to Telemetry Sports, a data and analytics company used by more than 50 NFL and college football programs.
- Recorded 50 catches for 1,100 yards and 18 total touchdowns, including four kickoff return TDs, for Memorial High School.
- Named second-team all-state as a senior.

CAREER RECEIVING STATISTICS

SEASON	GP	REC	YDS	TD	LONG	AVG./R
2023 (CSU)	9	1	-1	0	-1	-1
2024 (CSU)	11	21	436	4	85	20.8
2025	4	13	251	1	55	19.3
TOTAL	24	35	686	5	85	19.6


CAREER HIGHS *At Colorado State (2023-24)

RECEPTIONS: 5 at Kansas, 9/27/25

RECEIVING YARDS: 106 vs. Northwestern State, 9/13/25

RECEIVING TOUCHDOWNS: 1 (5x), last vs. Northwestern State, 9/13/25

LONGEST RECEPTION*: 85 at Air Force, 10/19/24



11 // JOE ROYER

TE / R-SR. / 6-5 / 250

CINCINNATI, OHIO / ELDER / OHIO STATE

2024 FIRST TEAM ALL-BIG 12

- Ranked third on The Athletic's Dane Brugler's 2026 NFL Draft tight end rankings and appeared in Todd McShay's "Way Too Early" 2026 NFL Mock Draft.
- Caught two touchdowns vs. Northwestern State, his first career multi-TD game.
- His 73-yard reception against Bowling Green was the longest for a UC tight end since 2019, en route to the first 100-yard game for a UC TE since 2018.
- Tallied 50 receptions for 521 yards and three touchdowns en route to All-Big 12 First Team accolades in 2024. Led all Big 12 tight ends in receptions and receiving yards last season.
- Set the Cincinnati single-season receptions by a tight ends record, which was previously held by Travis Kelce (45, 2012).
- Logged at least three receptions in nine games, including a high of eight at UCF.
- Appeared in 14 games and made four catches for Ohio State from 2021-23.

CAREER RECEIVING STATISTICS

SEASON	GP	REC	YDS	TD	LONG	AVG./R
2021 (OSU)	5	1	9	0	9	9.0
2022 (OSU)	5	2	10	0	9	5.0
2023 (OSU)	4	1	5	0	5	5.0
2024	12	50	521	3	38	10.4
2025	4	10	162	2	73	16.2
TOTAL	30	64	707	5	73	11.0

CAREER HIGHS

RECEPTIONS: 8 at UCF, 10/12/24

RECEIVING YARDS: 104 vs. Bowling Green, 9/6/25

RECEIVING TOUCHDOWNS: 2 vs. Northwestern State, 9/13/25

LONGEST RECEPTION: 73 vs. Bowling Green, 9/6/25



14 // BARRY JACKSON JR.

WR / R-SO. / 5-11 / 195

ELLENWOOD, GA. / CEDAR GROVE

- Appeared in 10 games in 2024, making two starts.
- Tallied receptions against Towson, Houston, and UCF.
- Also ran the ball seven times for 21 yards.
- Caught a 65-yard touchdown as a true freshman in 2023, the longest play of the season for the Bearcats.
- Four-star recruit according to Rivals and one of the top 50 prospects in the state of Georgia according to 247Sports.
- Led Cedar Grove to an 11-3 record and an appearance in the Georgia 3A state championship game in 2022.
- Caught 28 passes for 510 yards and seven scores as a junior in 2021, helping lead Cedar Grove to a 3A state championship.

CAREER RECEIVING STATISTICS

SEASON	GP	REC	YDS	TD	LONG	AVG./R
2023	4	4	100	1	65	25.0
2024	10	3	22	0	12	7.3
2025	4	0	0	0	0	0
TOTAL	18	7	122	1	65	17.4

CAREER HIGHS

RECEPTIONS: 1 (7x) last at UCF, 10/12/24

RECEIVING YARDS: 65 vs. Eastern Kentucky, 9/2/23

RECEIVING TOUCHDOWNS: 1 vs. Eastern Kentucky, 9/2/23

LONGEST RECEPTION: 65 vs. Eastern Kentucky, 9/2/23

PLAYER PROFILES - OFFENSE



16 // BRADY LICHTENBERG

QB / R-SR. / 6-1 / 200

TOLEDO, OHIO / ST. JOHN'S JESUIT

- Made 2025 debut vs. Northwestern State, lofting 29-yard TD pass to Cyrus Allen before halftime and finishing 4-of-6.
- Saw action in three games last season as backup quarterback.
- Completed 3-of-4 passes for 25 yards vs. Houston.
- Primary backup quarterback in 2023, seeing action in seven games and making one start vs. West Virginia.
- First career collegiate touchdown pass came against Eastern Kentucky (9/2/23).
- Saw most action vs. Oklahoma State in 2023, completing 5-of-9 passes.
- Three-star recruit was one of the Top-50 recruits in Ohio and No. 41 pro-style QB in the 2021 class

CAREER PASSING STATISTICS

SEASON	GP	COMP	ATT	PCT	YDS	TD	INT	LONG	AVG/P
2022	2	0	0	0	0	0	0	0	0
2023	7	19	34	55.9	252	2	1	65	13.3
2024	3	3	5	60.0	25	0	0	10	8.3
2025	1	4	6	66.7	56	1	0	29	14.0
TOTAL	13	26	45	57.8	333	3	1	65	12.8

CAREER HIGHS

PASSING ATTEMPTS: 9 at Oklahoma State 10/28/23

PASSING COMPLETIONS: 5 at Oklahoma State 10/28/23

PASSING YARDS: 93 vs. ECU 9/2/23

PASSING TOUCHDOWNS: 1 vs. ECU 9/2/23, at Oklahoma State 10/28/23

LONGEST PASS: 65 vs. ECU 9/2/23



21 // PATRICK GURD

TE / R-SR. / 6-4 / 250

NEW ALBANY, OHIO / NEW ALBANY / OHIO STATE

- Touted by staff for his abilities in the run game; made special teams tackle vs. Bowling Green.
- Spent five seasons at Ohio State, appearing in 27 games.
- Played in 14 games for the National Championship-winning Buckeyes in 2024, recording one catch for six yards
- Logged snaps in three of OSU's College Football Playoff games, including the final vs. Notre Dame.
- Four-time OSU Scholar-Athlete and three-time Academic All-Big 10.
- 2023 Hampshire Honor Society member.
- Starred at New Albany High School, playing tight end, outside linebacker, and defensive end.

CAREER RECEIVING STATISTICS

SEASON	GP	REC	YDS	TD	LONG	AVG./R
2020 (OSU)	1	0	0	0	0	0.0
2021 (OSU)	1	0	0	0	0	0.0
2022 (OSU)	3	0	0	0	0	0.0
2023 (OSU)	8	1	9	0	9	9.0
2024 (OSU)	14	1	6	0	6	6.0
2025	4	2	23	0	17	11.5
TOTAL	31	4	38	0	17	9.5

CAREER HIGHS

RECEPTIONS: 4 (3x), last vs. Northwestern State, 9/13/25

RECEIVING YARDS: 17 vs. Northwestern State, 9/13/25

LONGEST RECEPTION: 17 vs. Northwestern State, 9/13/25



29 // MANNY COVEY

RB / R-SO. / 5-11 / 192

STARKE, FLA. / BRADFORD

- His 88-yard punt return TD at Kansas was called back due to penalty.
- Appeared in all 12 games in 2024.
- Best game came at Texas Tech, when he caught six passes for 100 yards and two touchdowns.
- First UC running back with two touchdown catches since 2012.
- Five rushes for 26 yards in the season opener vs. Towson.
- Three-star running back out of IA program in NE Florida.
- Ran for 985 yards on 138 carries for an average of 7.1 yards per carry his final two years.

CAREER RUSHING STATISTICS

SEASON	GP	ATT	YDS	TD	LONG	AVG/C
2024	12	17	62	0	11	3.6
2025	3	5	44	0	24	8.8
TOTAL	15	22	106	0	24	4.8

CAREER HIGHS

RUSHING ATTEMPTS: 8 at Texas Tech, 9/21/24

RUSHING YARDS: 26 vs. Towson, 8/31/24

LONG RUSH: 11 vs. Towson, 8/31/24

CAREER RECEIVING STATISTICS

SEASON	GP	REC	YDS	TD	LONG	AVG/C
2024	12	8	119	2	71	14.9
TOTAL	12	8	119	2	71	14.9

CAREER HIGHS

RECEPTIONS: 6 at Texas Tech, 9/21/24

RECEIVING YARDS: 100 at Texas Tech, 9/21/24

RECEIVING TOUCHDOWNS: 2 at Texas Tech, 9/21/24

LONG RECEPTION: 71 at Texas Tech, 9/21/24



50 // EVAN TENGESDAHL

OL / R-SO. / 6-3 / 320

DAYTON, OHIO / WAYNE

BIG 12 OFFENSIVE LINE OF THE WEEK (NW STATE, KANSAS)

- Has started first four games at left guard.
- Played in 11 games last season as a reserve offensive lineman.
- Redshirted in 2023.
- Four-star prospect according to On3 and a consensus three-star recruit overall who was ranked among the Top 20 prospects in Ohio for 2023 class.
- ESPN's fifth-best offensive center prospect in its 2023 rankings.
- Named to the All-Southwest Ohio Team.
- Earned First Team All-GWOC honors in 2022
- In his second year as an FC Cincinnati college ambassador.
- Taught himself how to play the drums.

PLAYER PROFILES - DEFENSE

**53 // GAVIN GERHARDT**

OL / R-SR. / 6-4 / 300
XENIA, OHIO / XENIA

BIG 12 OFFENSIVE LINE OF THE WEEK (NW STATE, KANSAS)
2023 HONORABLE MENTION ALL-BIG 12
2023 CSC ACADEMIC ALL-DISTRICT


- Three-time team captain.
- Has started all four games at center.
- Consecutive starts streak stands at 26, career starts total sits at 38.
- Helped a Cincinnati offense that ranked sixth in the Big 12 in total offense (420.6) and paved the way for running back Corey Kiner to rush for a second consecutive 1,000-yard season
- Tied for team lead among offensive linemen with 41 knockdowns.
- Catalyst behind UC ranking fifth nationally in rushing (217.1 ypg) and 33rd in total offense (426.1 ypg) in 2023.
- Third-highest rated center in Big 12 by PFF and sixth nationally for run-grade blocking (79.7) in 2023.
- Helped lead Xenia to the 2019 Miami Valley League Championship and the first Ohio High School Athletic Association playoff appearance in school history.

**56 // DEONDRE BUFORD**

OL/ R-SR. / 6-4 / 325
DETROIT, MICH. / MARTIN LUTHER KING / KENTUCKY

BIG 12 OFFENSIVE LINE OF THE WEEK (NW STATE, KANSAS)

- Started the three of the first four games at right tackle.
- Played in 11 games in 2024, making eight starts.
- Five starts came at right tackle, three at left guard.
- Started all 12 games at right tackle in 2023, his first season at UC.
- His blocking helped UC rank No. 5 in the country in rushing (217.1) and No. 33 in total offense (426.1).
- Appeared in all 13 games for Kentucky in 2022, seeing action at both the guard and tackle spots with a pair of starts.
- Saw action in two games in 2021 after redshirting in 2020.

**74 // JOE COTTON**

OL / R-JR. / 6-6 / 317
SIOUX FALLS, S.D. / ROOSEVELT / SOUTH DAKOTA

BIG 12 OFFENSIVE LINE OF THE WEEK (NW STATE, KANSAS)

- Started the first four games at left tackle.
- Top-ranked offensive linemen in the spring transfer portal.
- Played three seasons at South Dakota, earning two all-league nods from the Missouri Valley conference.
- Named to All-Newcomer Team in 2022 and Second Team All-Conference in 2023.
- Earned Phil Steele Freshman All-America honors in 2023 as well.
- Started 27 games at left tackle over the last two seasons.
- Part of an offensive line in 2024 that paved the way for the sixth-ranked rushing attack in FCS (215.9) and the ninth-ranked offense (436.9).
- Helped lead South Dakota to an FCS Playoff semifinal appearance in 2024 and a quarterfinal appearance in 2023.
- All-conference and all-state offensive lineman at Roosevelt High School.

**77 // TARAN TYO**

OL / R-JR. / 6-3 / 325
GREENVILLE, OHIO / VERSAILLES / BALL STATE

BIG 12 OFFENSIVE LINE OF THE WEEK (NW STATE, KANSAS)

- Started at right guard the first four games.
- 2024 Third-Team All-MAC selection at Ball State.
- Part of an offensive line that provided pass protection for the second-ranked passing attack in the MAC (245.0).
- Started 11 games in 2024 at right tackle.
- As a redshirt freshman in 2023, started all 12 games at right guard.
- Played three games as a reserve guard in 2022, retaining freshman eligibility.
- Three-year letterwinner at Versailles High School.
- As a team captain his senior season, helped lead team to 12-1 record and was named the team's Offensive MVP.

**79 // ETHAN GREEN**

OL / R-JR. / 6-6 / 313
FREMONT, OHIO / FREMONT ROSS

BIG 12 OFFENSIVE LINE OF THE WEEK (NW STATE, KANSAS)

- Started at right tackle vs. Northwestern State, his first career collegiate start.
- Appeared in 12 games combined between 2023 and 2024 as a reserve offensive lineman.
- Redshirted in 2022.
- First Team All-Ohio and two-time NW Ohio DII Lineman of the Year
- A multi-sport athlete who also stood out in wrestling, where he had a record of 37-1 and finished third at the Ohio Division I State Championship in the 285-pound class in 2021 before winning the state championship in 2022.

PLAYER PROFILES - DEFENSE

**0 // MATTHEW McDOOM**

CB / SR. / 5-9 / 180

WINTER GARDEN, FLA. / WEST ORANGE / COASTAL CAROLINA

- Has started at cornerback every game so far.
- Reached 23 mph on the Catapult system in the preseason.
- 2024 First-Team All-Sun Belt at Coastal Carolina, recording 10 PBUs and three interceptions.
- Two picks in 2024 regular-season finale vs. Georgia State; also had career-high 11 tackles vs. Georgia Southern.
- Brother, Eddie, played at Michigan and South Florida.

CAREER DEFENSE STATISTICS

SEASON	GP	SOLO	ASST	TOTAL	TFL	SACKS	INT	PBU	FF	FR
2022 (CCU)	13	11	6	17	1	0	0	1	0	0
2023 (CCU)	13	18	8	26	0	0	0	10	0	0
2024 (CCU)	12	27	9	36	3	0	3	11	0	1
2025	4	6	6	12	1	0	0	0	0	0
TOTAL	42	62	29	91	5	0	3	22	0	1

CAREER HIGHS *At Coastal Carolina (2022-24)**TACKLES***: 11 vs. Georgia Southern, 11/23/24**TACKLES FOR LOSS**: 1 (5x), last vs. Northwestern State, 9/13/25**INTERCEPTIONS***: 2 vs. Georgia State, 11/30/24**2 // DONTAY CORLEONE**

DT / R-SR. / 6-1 / 335

CINCINNATI, OHIO / COLERAIN

2024 JASON WITTEN MAN OF THE YEAR SEMIFINALIST

2023 ALL-BIG 12 SECOND TEAM, AP FIRST TEAM ALL-AMERICAN

2022 ALL-AAC FIRST TEAM, AP THIRD TEAM ALL-AMERICAN

- Three-time team captain, one of four to have that honor in program history.
- Did not play second half vs. Bowling Green or last two games.
- All-Big 12 First Team honoree in 2024; missed fall camp last year due to summer health scare.
- Named to Bruce Feldman's "Freaks List" for the third straight season.
- Highest-graded interior defensive lineman in the Big 12 according to PFF (78.8).
- PFF National Team of the Week honoree after his 89.9 grade at Texas Tech.
- Career-best two sacks in road win at UCF last year.
- Given the nickname "The Godfather" by fans when he committed to UC.
- Has his own pulled-pork-topped hamburger, "The Godfather", at Bucketheads in Cincinnati. Also has a "Godfather" pizza at Mio's right next to campus.
- Finished as the nation's highest-graded defensive player by PFF (93.8) in 2022 and recorded a single-season run defense grade (94.7) that was best since 2019.

CAREER DEFENSE STATISTICS

SEASON	GP	SOLO	ASST	TOTAL	TFL	SACKS	INT	PBU	FF	FR
2022	11	19	26	45	5.5	3.0	0	0	2	2
2023	12	22	17	39	6.5	3.0	0	1	1	0
2024	10	14	12	26	5.0	3.5	0	0	0	0
2025	2	2	1	3	0	0	0	0	0	0
TOTAL	35	57	56	113	17.0	9.5	0	1	3	2

CAREER HIGHS**TACKLES**: 11 vs. Navy 11/5/22**TACKLES FOR LOSS**: 2 (2x), last at UCF, 10/12/24**SACKS**: 2 at UCF, 10/12/24**3 // KYE STOKES**

S / R-JR. / 6-1 / 194

TAMPA, FLA. / ARMWOOD / OHIO STATE

- One of four Bearcats that were Ohio State teammates in 2023.
- Named an "Iron Bearcat" for performance in weight room in Winter 2024 workouts.
- Appeared on defense and special teams in all 12 games last year.
- Ran a 10.8 in the 100-meter dash in high school.

CAREER DEFENSE STATISTICS

SEASON	GP	SOLO	ASST	TOTAL	TFL	SACKS	INT	PBU	FF	FR
2022 (OSU)	8	8	4	12	1	0	0	0	1	0
2023 (OSU)	3	0	0	0	0	0	0	0	0	0
2024	12	2	5	7	0	0	0	0	0	0
2025	4	1	0	1	0	0	0	0	0	0
TOTAL	27	11	9	20	1	0	0	0	1	0

CAREER HIGHS *At Ohio State (2022-23)**TACKLES***: 4 vs. Iowa, 10/22/22**TACKLES FOR LOSS***: 1 vs. Rutgers, 10/1/22**4 // MIKAH COLEMAN**

DL / R-SR. / 6-4 / 272

REYNOLDSBURG, OHIO / REYNOLDSBURG / EASTERN MICH.

- Has started first four games of the season on the defensive line, had started five for Eastern Michigan in 2023.
- Missed last season due to preseason lower-body injury.
- Played 2021-23 seasons at EMU, collecting 6.5 TFL and 4.5 sacks in 2023.

CAREER DEFENSE STATISTICS

SEASON	GP	SOLO	ASST	TOTAL	TFL	SACKS	INT	PBU	FF	FR
2021 (EMU)	4	0	0	0	0	0	0	0	0	0
2022 (EMU)	12	6	6	12	3	2	0	2	0	0
2023 (EMU)	12	14	24	38	6.5	4.5	0	1	0	0
2025	4	2	5	7	0.5	0.5	0	0	0	0
TOTAL	32	22	35	57	10.0	7.0	0	3	0	0

CAREER HIGHS *At Eastern Michigan (2021-23)**TACKLES***: 6 (2x) last vs. Kent State, 10/14/23**TACKLES FOR LOSS***: 2 (2x) last vs. UMass, 9/16/23

PLAYER PROFILES - DEFENSE



5 // CHRISTIAN HARRISON

S / R-JR. / 6-0 / 195

ATLANTA, GA. / WOODWARD ACADEMY / TENNESSEE

- Has started the first four games of the year.
- Ranks fifth on the team with 13 tackles.
- Career-high six tackles in Cincinnati debut vs. Nebraska.
- Started four games at Tennessee from 2022-23, playing in 24 games altogether.
- Two-time SEC Academic Honor Roll who made two tackles in CFP game last year at Ohio State.
- Son of former All-Pro safety and two-time Super Bowl champion Rodney Harrison.

CAREER DEFENSE STATISTICS

SEASON	GP	SOLO	ASST	TOTAL	TFL	SACKS	INT	PBU	FF	FR
2022 (TENN)	8	5	4	9	0.5	0	0	0	0	0
2023 (TENN)	5	2	0	2	0	0	0	0	0	0
2024 (TENN)	12	12	8	20	2.5	0.5	0	1	0	0
2025	4	9	8	17	0.5	0	0	1	0	0
TOTAL	29	28	20	48	3.5	0.5	0	2	0	0

CAREER HIGHS *At Tennessee (2022-24)

TACKLES: 6 vs. Nebraska, 8/28/25

TACKLES FOR LOSS*: 1 (2x) last at Oklahoma, 9/21/24



6 // TREVON GOLA-CALLARD

S / SR. / 6-1 / 190

LAS VEGAS, NEV. / PALO VERDE / SOUTHERN UTAH

ALL-BIG 12 TEAM OF THE WEEK (WEEK 3)

- Started first four games and ranks second on the team with 19 tackles.
- Opened season with Cincinnati-career-best 10 tackles in his first start as a Bearcat.
- Played in all 12 games in 2024, making presence known with consecutive big plays against Miami (OH). Posted third TFL of the season at Iowa State.
- Started 11 games for Southern Utah in 2023, tallying 70 tackles, six pass breakups, and two interceptions.
- Named All-UAC by Phil Steele.
- Two double-digit tackle performances, including a high of 12 stops against Central Arkansas.
- Recorded 47 tackles for NCAA Division II University of Mary in 2022, starting 10 games.

CAREER DEFENSE STATISTICS

SEASON	GP	SOLO	ASST	TOTAL	TFL	SACKS	INT	PBU	FF	FR
2022 (MARY)	10	33	14	47	0.5	0	2	2	0	0
2023 (SUU)	11	42	28	70	5.5	1	2	6	1	0
2024	12	19	6	25	3.0	0	1	2	0	1
2025	4	5	14	19	1.5	0	0	1	0	0
TOTAL	36	99	62	161	10.5	1	5	11	1	1

CAREER HIGHS *At Southern Utah (2023)

TOTAL TACKLES*: 12 vs. Central Ark. 9/30/23

TOTAL SACKS*: 1 vs. Lincoln (CA) 11/4/23

TACKLES FOR LOSS*: 1.5 (3x) last at Utah Tech 11/18/23

TOTAL INTERCEPTIONS*: 1 (4x) last at Utah Tech 11/18/23



7 // LOGAN WILSON

CB / R-SR. / 5-9 / 183

DALLAS, TEXAS / BISHOP DUNNE / K-STATE / ULM / NORTH TEXAS

2024 CSC ACADEMIC ALL-DISTRICT

- Missed BGSU game due to injury; has started the other three games.
- One of four team captains this season; opened with two PBUs vs. Nebraska.
- Fourth-down PBU in first quarter at UCF prevented a likely touchdown; second one occurred in endzone as well.
- Earned start in the Miami (OH) game.
- Primary kick returner for the team last season.
- Had a pass breakup against Pitt as well and season-high six tackles at Miami (OH).
- Two-year starter and team captain at North Texas, where he played from 2021-23.
- Totaled 112 tackles with three interceptions and 11 passes defended at UNT, earning Honorable Mention All-Conference USA honors in 2022.
- Appeared in two games at ULM in 2020 before opting out.
- Did not see game action and redshirted at K-State in 2019.

CAREER DEFENSE STATISTICS

SEASON	GP	SOLO	ASST	TOTAL	TFL	SACKS	INT	PBU	FF	FR
2020 (ULM)	2	0	0	0	0	0	0	0	0	0
2021 (UNT)				DNP - Transfer Rules						
2022 (UNT)	14	31	19	50	0	0	2	5	1	1
2023 (UNT)	12	38	24	62	1.0	0	1	3	0	2
2024	12	9	11	20	1.5	0	1	4	0	0
2025	3	3	7	10	1.0	0	0	2	0	0
TOTAL	47	81	61	142	3.5	0	4	14	1	3

CAREER HIGHS *At North Texas (2022-23)

TACKLES*: 9 (2x) last at FIU, 9/9/23

PASS BREAKUPS*: 2 (4x) last vs. Nebraska, 8/28/25

INTERCEPTIONS*: 1 (3x) last at Tulsa, 11/18/23



8 // ORMANIE ARNOLD

CB / R-JR. / 5-8 / 183

LONG BEACH, CALIF. / DOMINGUEZ / IDAHO

2024 CSC ACADEMIC ALL-DISTRICT

- Did not play against Nebraska due to injury but returned for Bowling Green.
- Played in all 12 games, starting the final two, last year.
- Season-high four tackles and a pass breakup vs. TCU in finale.
- Played first two seasons at Idaho, starting every game in 2023, and had three interceptions and eight pass breakups over his time in Moscow.

CAREER DEFENSE STATISTICS

SEASON	GP	SOLO	ASST	TOTAL	TFL	SACKS	INT	PBU	FF	FR
2022 (UI)	3	3	1	4	0	0	1	0	0	0
2023 (UI)	13	21	12	33	0	0	2	0	0	0
2024	12	11	5	16	0	0	2	0	0	0
2025	3	1	4	5	0	0	0	1	0	0
TOTAL	31	36	22	58	0	0	5	1	0	0

CAREER HIGHS

TACKLES: 4 (6x) last vs. TCU, 11/30/24

PLAYER PROFILES - DEFENSE



9 // JIQUAN SANKS

STAR / SO. / 5-10 / 195

COLUMBUS, GA. / CENTRAL (ALA.)

- Career-high nine tackles in opener vs. Nebraska; ended last season with then-career-high six stops vs. TCU.
- Appeared in all 12 games as a freshman, starting five, including becoming the first true freshman to start a season opener for UC since Marquise Copeland in 2015.
- Season-high six tackles against Miami (OH) and TCU.

CAREER DEFENSE STATISTICS

SEASON	GP	SOLO	ASST	TOTAL	TFL	SACKS	INT	PBU	FF	FR
2024	12	23	19	42	1.0	0	0	1	1	0
2025	4	6	11	17	1.0	0	0	0	0	0
TOTAL	16	29	30	59	2.0	0	0	1	1	0

CAREER HIGHS

TACKLES: 9 vs. Nebraska, 8/28/25



10 // TAYDEN BARNES

S / R-SO. / 5-8 / 185

AMARILLO, TEXAS / TASCOSA / NEW MEXICO STATE

- All-Freshman Conference USA in 2024 and Defensive Player of the Week on Sept. 2.
- Third on NM State with 57 tackles from the nickel position.

CAREER DEFENSE STATISTICS

SEASON	GP	SOLO	ASST	TOTAL	TFL	SACKS	INT	PBU	FF	FR
2023 (NMSU)	2	0	0	0	0	0	0	0	0	0
2024 (NMSU)	12	38	19	57	1.5	0	2	6	1	0
2025	4	6	5	11	1.0	0	0	0	0	0
TOTAL	18	44	24	68	2.5	0	2	6	1	0

CAREER HIGHS *At New Mexico State (2023-24)

TACKLES*: 9, vs. SE Missouri State, 8/31/24

TACKLES FOR LOSS*: 1.5, vs. SE Missouri State, 8/31/24

INTERCEPTIONS*: 1 (2x) last at Texas A&M, 11/16/24



11 // JAKE GOLDAY

LB / R-SR. / 6-4 / 240

ARLINGTON, TENN. / ARLINGTON / CENTRAL ARKANSAS

BIG 12 DEFENSIVE PLAYER OF THE WEEK (WEEK 1)

- His 9.0 tackles per game ranks 25th nationally and second in the Big 12.
- Big 12 Defensive Player of the Week following his 12 tackles against Nebraska, including pivotal sack on Nebraska's last offensive possession to help give UC chance to win.
- Followed it up with career-high 14 tackles against Bowling Green, the most by a Bearcat since 2022.
- Member of Bruce Feldman's annual "Freaks" list.
- Both of his parents played basketball at Union University in Jackson, Tenn.
- Second on team with 58 tackles and 7.0 for loss.
- Named Big 12 Newcomer of the Week following his performance at UCF.
- Absolute force in road win at UCF; recovering his own forced fumble deep in UCF territory early in the game among a 2.5 TFL, 1.5-sack performance.
- Had 1.5 TFLs at Texas Tech.
- Season-high seven tackles in the Houston shutout.
- One of seven defenders to earn first start at UC in the season opener vs. Towson.
- Played 2021-23 seasons at Central Arkansas.
- Posted team-high 84 tackles in 2023 as well as 7.0 TFL and 4.5 sacks.

CAREER DEFENSE STATISTICS

SEASON	GP	SOLO	ASST	TOTAL	TFL	SACKS	INT	PBU	FF	FR
2021 (UCA)	4	2	2	4	0.5	0.5	0	0	0	0
2022 (UCA)	11	20	17	37	5.5	1.0	0	0	1	0
2023 (UCA)	11	29	55	84	7.0	4.5	0	0	1	2
2024	12	28	30	58	7.0	1.5	0	2	2	1
2025	4	15	21	36	2.0	2.0	0	0	0	0
TOTAL	43	94	126	220	22.0	9.5	0	2	4	3

CAREER HIGHS *At Central Arkansas (2021-23)

TACKLES: 14, (2x) last vs. Bowling Green, 9/6/25

TACKLES FOR LOSS: 2.5 at UCF, 10/12/24

SACKS: 1.5 (2x) last at UCF, 10/12/24



16 // JAYLON WHITE-MCCLAIN

DL / R-JR. / 6-4 / 273

VIRGINIA BEACH, VA. / KEMPSVILLE / OLD DOMINION

- Forced a fumble in the win vs. Bowling Green.
- Started 12 games for Old Dominion in 2024, including four tackles with one for loss at South Carolina.
- Played left tackle his senior season of high school and did not allow a sack in 209 snaps.

CAREER DEFENSE STATISTICS

SEASON	GP	SOLO	ASST	TOTAL	TFL	SACKS	INT	PBU	FF	FR
2022 (ODU)	3	3	3	6	1.0	0	0	0	0	0
2023 (ODU)	11	4	11	15	0.5	0	0	0	0	0
2024 (ODU)	12	14	27	41	3.0	1	0	2	1	0
2025	4	2	4	6	0.5	0	0	0	1	0
TOTAL	30	23	45	68	5.0	1	0	2	2	0

CAREER HIGHS *At Old Dominion (2022-24)

TACKLES*: 6 at Coastal Carolina, 10/5/24

TACKLES FOR LOSS*: 1 (3x) last vs. East Carolina, 9/7/24

PLAYER PROFILES - DEFENSE



17 // BRIAN SIMMS

LB / R-SO. / 6-3 / 235
BALTIMORE, MD. / ST. FRANCES ACADEMY


- Logged first career sack vs. Nebraska in Week 1, also tallied a sack vs. Northwestern State.
- Played in all 12 games, making a start against K-State late in the year, in 2024.

CAREER DEFENSE STATISTICS

SEASON	GP	SOLO	ASST	TOTAL	TFL	SACKS	INT	PBU	FF	FR
2023	2	0	0	0	0	0	0	0	0	0
2024	12	6	11	17	0.5	0	0	0	0	0
2025	4	4	7	11	3.0	2.0	0	0	0	0
TOTAL	18	10	18	28	3.5	2.0	0	0	0	0

CAREER HIGHS

TACKLES: 4 vs. Towson, 8/31/24
TACKLES FOR LOSS: 1.5 vs. Nebraska, 8/25/25
SACKS: 1 vs. Nebraska, 8/25/25



21 // CJ MCCRAY

DL / R-SR. / 6-3 / 260
LUMBERTON, N.C. / VIRGINIA TECH

- Tallied 45 tackles (six for loss) across four seasons at Virginia Tech.
- Career-best 21 stops and 3.5 sacks in 2023.
- Spent 2020 at Marshall but did not play.

CAREER DEFENSE STATISTICS

SEASON	GP	SOLO	ASST	TOTAL	TFL	SACKS	INT	PBU	FF	FR
2021 (VT)	4	1	1	2	0	0	0	0	0	0
2022 (VT)	11	8	12	20	2.5	2	0	0	1	0
2023 (VT)	13	8	13	21	3.5	3.5	0	0	0	1
2024 (VT)	8	1	1	2	0	0	0	0	0	0
2025	4	0	5	5	0.5	0.5	0	0	0	0
TOTAL	40	18	32	50	6.5	6.0	0	0	1	1

CAREER HIGHS *At Virginia Tech (2021-24)
TACKLES: 5 (2x) last at Marshall, 9/23/23*



22 // JONATHAN THOMPSON

LB / R-JR. / 6-2 / 230
COLUMBUS, OHIO / ST. FRANCIS DE SALES

- Electric as a reserve against Nebraska, tying career-high of nine tackles to go with 1.5 for loss, a sack and forced fumble.
- Bowling Green start was ninth of his career (four each in 2023 and 2024).
- Career and team-high nine tackles at Iowa State last year.
- First-career sack came against Pitt, which was first-and-goal from the 8 late in the first half and eventually forcing a field goal.
- Emerged as a starter in midseason 2023, collecting four starts.
- First start came against Iowa State, finishing with eight tackles.
- Posted eight more stops against Baylor and had career-best nine with a pair of TFLs in finale versus Kansas.
- Redshirted in 2022; went to same high school as former head coach Luke Fickell.

CAREER DEFENSE STATISTICS

SEASON	GP	SOLO	ASST	TOTAL	TFL	SACKS	INT	PBU	FF	FR
2023	12	20	11	31	4.0	0	0	0	0	0
2024	11	22	27	49	5.0	2.0	0	3	1	0
2025	4	9	9	18	2.5	1.0	0	0	1	1
TOTAL	27	51	47	98	11.5	3.0	0	3	2	1

CAREER HIGHS

TACKLES: 9, 2x, last vs. Nebraska, 8/28/25
TACKLES FOR LOSS: 2 vs. Kansas, 11/25/23
SACKS: 1, 3x, last vs. Nebraska, 8/28/25



31 // SIMEON COLEMAN

LB / SO. / 5-11 / 225
SEAT PLEASANT, MD. / ST. FRANCES
2024 FRESHMAN ALL-AMERICAN BY PFF, 247 AND ON3

- Has started three of four games, including at Kansas.
- Appeared in all 12 games last season, earning start at Iowa State.
- Season-high six tackles and forced fumble at Kansas State.
- Second-Team Junior All-American by MaxPreps, where team was also top-10 nationally.

CAREER DEFENSE STATISTICS

SEASON	GP	SOLO	ASST	TOTAL	TFL	SACKS	INT	PBU	FF	FR
2024	12	14	18	32	4.5	0	0	0	1	0
2025	4	6	5	11	0.0	0	0	0	0	0
TOTAL	16	20	23	43	4.5	0	0	0	1	0

CAREER HIGHS

TACKLES: 6 at Kansas State, 11/23/24
TACKLES FOR LOSS: 2 at Texas Tech, 9/28/24

PLAYER PROFILES - DEFENSE

**36 // XAVIER WILLIAMS**

S / R-SR. / 6-2 / 220

MCDONOUGH, GA. / CHARLOTTE / UCF / MIDDLE TENNESSEE

- Forced first-career fumble in Cincinnati debut vs. Nebraska.
- Honorable Mention All-CUSA after leading Middle Tennessee in tackles (77) with nine starts in 2024, his first season on defense.
- Previously a QB at UCF (did not play in 2023) and Charlotte (2021-22); completed 34-of-67 passes for 420 yards with two TDs, including a 67-yard TD run.

CAREER DEFENSE STATISTICS

SEASON	GP	SOLO	ASST	TOTAL	TFL	SACKS	INT	PBU	FF	FR
2024 (MT)	10	54	23	77	3.0	0	1	3	0	1
2025	4	5	5	10	0	0	0	0	1	0
TOTAL	14	59	28	87	3.0	0	1	3	1	1

CAREER HIGHS * Middle Tennessee (2024)**TACKLES:** 13 (2x) last vs. Liberty, 11/9/24**46 // ANTWAN PEEK JR.**

STAR / R-JR. / 6-1 / 214

CINCINNATI, OHIO / INDIAN HILL

PFF NATIONAL TEAM OF THE WEEK (WEEK 7)

- Pivotal forced and recovered fumble at the goal line against Kansas early in the fourth quarter prevented the Jayhawks from taking the lead; game also included his first sack of 2024.
- Father, Antwan Sr., holds UC season (7) and career (17) records.
- Six tackles and 0.5 TFL in the win vs. Bowling Green.
- Third on team in tackles (56) last season.
- Career-high nine tackles in back-to-back wins against UCF and Arizona State.
- Forced his fourth fumble of the year against Arizona State to set up UC's first touchdown two plays later. His father, Antwan Sr., holds the season record of 7.
- Forced two fumbles at UCF, the most by a Bearcat since 2019, and his father holds the school record with 3 against ULM in 2001.
- Walk-on in 2023 who worked his way onto the depth chart to be a regular contributor as a redshirt-freshman.
- Earned a start at Oklahoma State and finished season with 17 tackles.
- Father, Antwan Peek Sr., was one of the greatest defensive players in program history before a five-year NFL career and UC Athletics Hall of Fame induction in 2023.

CAREER DEFENSE STATISTICS

SEASON	GP	SOLO	ASST	TOTAL	TFL	SACKS	INT	PBU	FF	FR
2023	12	10	7	17	0	0	0	0	0	0
2024	11	33	23	56	1.0	0	0	1	4	0
2025	4	6	11	17	2.0	1.0	0	0	2	1
TOTAL	27	49	41	90	3.0	1.0	0	1	6	1

CAREER HIGHS**TACKLES:** 9 (2x) last vs. Arizona State, 10/19/24**FORCED FUMBLES:** 2 at UCF, 10/12/24**49 // JACK DINGLE**

LB / R-SR. / 6-4 / 240

LOUISVILLE, KY. / TRINITY

- Career-high 1.5 sacks vs. Bowling Green, including a solo on first-and-goal from the 4 that led to a field goal.
- Named to Bruce Feldman's "Freaks List" in 2024.
- Third member of his family to play at Cincinnati – Father, Nate, was a standout defensive lineman from 1990-93, a captain as a senior in 1993, who played in the NFL, and brother, Jacob, played safety from 2019-22.
- Started 11 of 12 games at middle linebacker in 2023 and was an Iron Bearcat in Winter 2024 for his workout performance.
- Made four stops with a TFL and PBU vs. UCF despite playing with cast on his hand.
- Backup linebacker and special teamer who played in 12 games and tallied 13 tackles with a half-TFL in 2022.

CAREER DEFENSE STATISTICS

SEASON	GP	SOLO	ASST	TOTAL	TFL	SACKS	INT	PBU	FF	FR
2022	12	0	13	13	0.5	0	0	0	0	0
2023	12	28	25	53	5.0	1.0	0	1	0	2
2024	12	19	19	38	0	0	0	1	0	0
2025	3	4	6	10	1.5	1.5	0	0	0	0
TOTAL	39	51	63	114	7.0	2.5	0	2	0	2

CAREER HIGHS**TACKLES:** 7 (4x) last at Oklahoma State 10/28/23**TACKLES FOR LOSS:** 2 at Pittsburgh 9/9/23**SACKS:** 1.5 vs. Bowling Green, 9/6/25**90 // JALEN HUNT**

DL / R-SR. / 6-2 / 315

DETROIT, MICH. / MICHIGAN STATE

- Has started each of the first four games.
- Missed 2024 due to a preseason injury.
- Saw action for UC in all 12 games in 2023.
- Earned starts at Michigan State from 2020-22, missing five games in 2022 due to injury.

CAREER DEFENSE STATISTICS

SEASON	GP	SOLO	ASST	TOTAL	TFL	SACKS	INT	PBU	FF	FR
2020 (MSU)	5	4	1	5	2.0	0	0	0	0	0
2021 (MSU)	11	3	2	5	0	0	0	0	0	0
2022 (MSU)	7	5	4	9	0	0	0	0	0	0
2023	12	1	2	3	0.5	0	0	0	0	0
2025	4	2	4	6	0	0	0	0	0	0
TOTAL	39	15	13	28	2.5	0	0	0	0	0

CAREER HIGHS * Michigan State (2020-22)**TACKLES:** 4 vs. Rutgers, 11/12/22*

PLAYER PROFILES - DEFENSE / SPECIAL TEAMS

**99 // ROB JACKSON**


DE / R-SR. / 6-4 / 277

PHILADELPHIA, PA. / ARCHBISHOP WOOD

- Made first-career start in the 2024 opener vs. Towson and earned another against Pitt.
- Rotational defensive end who appeared in career-high eight games in 2023.
- Had three tackles, including one for loss, at West Virginia in 2023.
- Appeared in seven games over the 2021-22 seasons, redshirting in 2021.

CAREER DEFENSE STATISTICS

SEASON	GP	SOLO	ASST	TOTAL	TFL	SACKS	INT	PBU	FF	FR
2021	3	2	0	2	0	0	0	0	0	0
2022	4	1	3	4	0	0	0	0	0	0
2023	8	1	7	8	2.0	0	0	0	0	0
2024	10	6	10	16	0.5	0.5	0	0	0	0
2025	4	2	3	5	2.0	1.5	0	0	0	0
TOTAL	29	12	23	35	4.5	2.0	0	0	0	0

CAREER HIGHS**TACKLES:** 3 at West Virginia, 11/18/23**TACKLES FOR LOSS:** 1 at West Virginia, 11/18/23**99 // STEPHEN RUSNAK**

K / R-SR. / 6-0 / 200

CLARKSTON, MICH. / MICHIGAN STATE / CHARLOTTE

BIG 12 SPECIAL TEAMS PLAYER OF THE WEEK (KANSAS)

- Big 12's Special Teams Player of the Week following the Kansas win, including his 3-for-3 field goal showing.
- Only kicker nationally to have not missed a field goal since the start of the 2024 season.
- Has made 17-straight field goals dating back to last year at Charlotte, with eight of those being from 40-plus yards.
- Opened UC's season scoring with 45-yard field goal vs. Nebraska.
- All-AAC Third Team last year at Charlotte, where he was perfect on 11 field goal attempts (5-of-5 from 40-plus).
- Three of those were from 50 or more, highlighted by 54 yards vs. Gardner-Webb.
- One of two kickers nationally with 10 or more FGA to be perfect on those and PATs.
- Spent 2021-23 seasons at Michigan State.
- Also played golf and soccer in high school.

CAREER FIELD GOAL STATISTICS

SEASON	FG	PCT.	PAT	1-19	20-29	30-39	40-49	50+	LG	PTS
2021 (MSU)	0-1	.000	4-5	0-0	0-0	0-0	0-1	0-0	0	4
2022 (MSU)	0-0	.000	1-1	0-0	0-0	0-0	0-0	0-0	0	1
2023 (MSU)	0-0	.000	3-3	0-0	0-0	0-0	0-0	0-0	0	3
2024 (CHA)	11-11	1.000	25-25	0-0	4-4	2-2	2-2	3-3	54	58
2025	6-6	1.000	18-18	0-0	3-3	0-0	3-3	0-0	45	36
TOTAL	17-18	93.3	51-52	0-0	7-7	2-2	5-6	3-3	54	102

CAREER HIGHS *At Charlotte (2024)**FG MADE*:** 4 at Florida Atlantic, 11/23/24**LONGEST FG MADE*:** 54 vs. Gardner-Webb, 9/14/24**31 // MAX FLETCHER**

P / R-JR. / 6-6 / 190

MELBOURNE, AUSTRALIA / ARKANSAS / PROKICK

2023 ALL-SEC SECOND TEAM (ARKANSAS)

- Donating \$20 for every punt downed inside the 20 to Save the Animals Foundation.
- Cincinnati ranks third nationally in net punting (47.5) thanks to his play during first four weeks.
- All three of his punts at Kansas went for 50-plus-yarders downed inside the 20.
- Two punts vs. Bowling Green, including a season-long 62-yarder.
- Punted four times for an average of 45.3 yards vs. Nebraska, landing two inside the 20-yard line.
- Brother of four-year Cincinnati letterwinner and 2022 All-American Mason Fletcher.
- Second-Team All-SEC for Arkansas in 2023.
- Transferred to Cincinnati last year to take a redshirt and be teammates with his brother.
- Father, Dustin, enjoyed 23-year professional career in Australian Rules Football.

CAREER PUNTING STATISTICS

SEASON	NO	YDS	AVG	LONG	I20	50+	BL
2022 (ARK)	38	1,424	37.5	51	14	5	0
2023 (ARK)	59	2,270	46.9	71	19	23	0
2025	11	525	47.7	62	6	5	0
TOTAL	108	4,719	43.7	71	39	33	0

CAREER HIGHS *At Arkansas**PUNT ATTEMPTS*:** 8, 2x, last vs. Auburn, 11/11/23**LONGEST PUNT*:** 71, vs. Auburn, 11/11/23**PUNTS INSIDE THE 20*:** 4, 3x, last vs. Mississippi State, 10/21/23

2025 CINCINNATI FOOTBALL

STARTERS											
OFFENSE	LT	LG	C	RG	RT	TE	WR/TE	WR	WR	QB	RB
vs. NEBRASKA	Cotton	Tengesdahl	Gerhardt	Tyo	Buford	Royer	Allen (WR)	Goodie	Caldwell	Sorsby	Pryor
BOWLING GREEN	Cotton	Tengesdahl	Gerhardt	Tyo	Buford	Royer	Gurd (TE)	Allen	Caldwell	Sorsby	Pryor
NORTHWESTERN ST	Cotton	Tengesdahl	Gerhardt	Tyo	Green	Royer	Allen (WR)	Goodie	Caldwell	Sorsby	Pryor
AT KANSAS	Cotton	Tengesdahl	Gerhardt	Tyo	Buford	Royer	Allen (WR)	Goodie	Caldwell	Sorsby	Walker
IOWA STATE											
UCF											
AT OKLAHOMA ST											
BAYLOR											
AT UTAH											
ARIZONA											
BYU											
AT TCU											

DEFENSE	DE	DT	DE	LB	MLB	LB	STAR	CB	CB	S	S
vs. NEBRASKA	Hunt	Corleone	M. Coleman	Golday	Dingle	S. Coleman	Sanks	Wilson	McDoom	Harrison	Gola-Callard
BOWLING GREEN	Hunt	Corleone	M. Coleman	Golday	Dingle	Thompson	Sanks	D. James	McDoom	Harrison	Gola-Callard
NORTHWESTERN ST	Hunt	Rogers	M. Coleman	Weedon	Golday	S. Coleman	Sanks	Wilson	McDoom	Harrison	Gola-Callard
AT KANSAS	Hunt	Rogers	M. Coleman	Golday	Dingle	S. Coleman	Peek Jr.	Wilson	McDoom	Harrison	Gola-Callard
IOWA STATE											
UCF											
AT OKLAHOMA ST											
BAYLOR											
AT UTAH											
ARIZONA											
BYU											
AT TCU											

START CHART											
	2025	CAR.	CONS.		2025	CAR.	CONS.		2025	CAR.	CONS.
Cyrus Allen, WR*	4	26	4	Patrick Gurd, TE*	1	1	0	Brian Simms, LB	0	1	0
Ormanie Arnold, CB	0	2	0	Christian Harrison, DB*	4	8	4	Brendan Sorsby, QB	4	23	22
Tayden Barnes, DB*	0	12	0	Jalen Hunt, DL	4	10	4	Evan Tengesdahl, OL	4	4	4
Deondre Buford, OL	3	25	1	Barry Jackson Jr., WR	0	2	0	Jonathan Thompson, LB	1	8	0
Kamari Burns, DL	0	1	0	Rob Jackson, DE	0	9	0	Taran Tyo, OL*	4	28	28
Jeff Caldwell, WR*	4	26	26	Daniel James, CB	1	1	0	Tawee Walker, RB*	1	11	1
Mikah Coleman, DL	4	9	4	Noah Jennings, WR*	0	14	0	Montay Weedon, LB	1	3	0
Simeon Coleman, LB	3	4	2	Brady Lichtenberg, QB	0	1	0	Jaylon White-McClain, DL*	0	13	0
Dontay Corleone, DL	2	25	0	Xavier Lozowicki, OL	0	2	0	Chance Williams, RB	0	3	0
Joe Cotton, OL*	4	31	31	CJ McCray, DL*	0	1	0	Logan Wilson, DB	4	24	4
Jack Dingle, LB	3	28	1	Matthew McDoom, DB*	4	21	4				
Trevon Gola-Callard, S	4	25	4	Cam Roetherford, DE	0	3	0				
Gavin Gerhardt, OL	4	39	27	Joe Royer, TE	4	16	16				
Jake Golday, LB	4	23	4	Antwan Peek Jr., DB	1	8	1				
Caleb Goodie, WR*	4	12	9	Evan Pryor, RB	3	3	0				
Ethan Green, OL	1	1	0	Isaiah Rogers, DL*	2	14	2				
Gavin Grover, TE	0	1	0	Jiquan Sanks, STAR	3	9	0				

*First-year transfer

THE LAST TIME

SCORING

Scored 30 or more points	37 at Kansas (9/27/25)
Scored 40 or more points	70 vs. Northwestern State (9/13/25)
Scored 50 or more points	70 vs. Northwestern State (9/13/25)
Scored 60 or more points	70 vs. Northwestern State (9/13/25)
Scored 70 or more points	70 vs. Northwestern State (9/13/25)

TOTAL OFFENSE

Had more than 400 total yards	603 at Kansas (9/27/25)
Had more than 450 total yards	603 at Kansas (9/27/25)
Had more than 500 total yards	603 at Kansas (9/27/25)
Had more than 550 total yards	603 at Kansas (9/27/25)
Had more than 600 total yards	603 at Kansas (9/27/25)
Had more than 650 total yards	658 vs. Towson (8/31/24)
Had more than 700 total yards	741 vs. Alabama A&M (9/15/18)

RUSHING OFFENSE

Rushed for 150 or more yards	215 at Kansas (9/27/25)
Rushed for 200 or more yards	215 at Kansas (9/27/25)
Rushed for 250 or more yards	287 @ Iowa State (11/16/24)
Rushed for 300 or more yards	349 vs. UCF (10/14/21)
Rushed for 350 or more yards	409 vs. Alabama A&M (9/15/18)
Rushed for 400 or more yards	409 vs. Alabama A&M (9/15/18)

PASSING OFFENSE

Passed for 250 or more yards	388 at Kansas (9/27/25)
Passed for 300 or more yards	388 at Kansas (9/27/25)
Passed for 350 or more yards	388 at Kansas (9/27/25)
Passed for 400 or more yards	426 @ Texas Tech (9/28/24)
Passed for 450 or more yards	523 @ Houston (11/7/15)
Passed for 500 or more yards	523 @ Houston (11/7/15)
Passed for 600 or more yards	620 @ Memphis (9/24/15)

SCORING DEFENSE

Allowed 0 points	0 vs. Northwestern State (9/13/25)
Allowed 3 or fewer points	0 vs. Houston (9/21/24)
Allowed 7 or fewer points	0 vs. Houston (9/21/24)
Allowed 10 or fewer points	0 vs. Houston (9/21/24)
Allowed 14 or fewer points	14 vs. Arizona State (10/19/24)

TOTAL DEFENSE

Allowed fewer than 75 total yards	53 vs. Kansas (9/20/97)
Allowed fewer than 100 total yards	87 @ Miami (OH) (9/21/13)
Allowed fewer than 125 total yards	102 vs. Northwestern State (9/13/25)
Allowed fewer than 150 total yards	102 vs. Northwestern State (9/13/25)
Allowed fewer than 175 total yards	102 vs. Northwestern State (9/13/25)
Allowed fewer than 200 total yards	102 vs. Northwestern State (9/13/25)
Allowed fewer than 225 total yards	102 vs. Northwestern State (9/13/25)
Allowed fewer than 250 total yards	102 vs. Northwestern State (9/13/25)

RUSHING DEFENSE

Allowed 0 or fewer yards	-3 @ Miami (OH) (10/1/11)
Allowed 25 or fewer yards	24 @ Miami (OH) (9/14/24)
Allowed 50 or fewer yards	24 @ Miami (OH) (9/14/24)
Allowed 75 or fewer yards	69 vs. Northwestern State (9/13/25)
Allowed 100 or fewer yards	69 vs. Northwestern State (9/13/25)

PASSING DEFENSE

Allowed 0 passing yards	-1 vs. Xavier (10/9/71)
Allowed 50 or fewer yards	33 vs. Northwestern State (9/13/25)
Allowed 100 or fewer yards	33 vs. Northwestern State (9/13/25)
Allowed 150 or fewer yards	33 vs. Northwestern State (9/13/25)
Allowed 175 or fewer yards	33 vs. Northwestern State (9/13/25)
Allowed 200 or fewer yards	33 vs. Northwestern State (9/13/25)

SPECIAL SITUATIONS

Scored on the first play from scrimmage	Scott 53-yard pass from Ridder vs. SMU (11/20/21)
Had a game-winning field goal	Ryan Coe, 21 yards vs. ECU (11/11/22)
Kicked a 50-yard field goal	Nathan Hawks, 51 yards @ UCF (10/12/24)
UC shut out its opponent	vs. Northwestern State (9/13/25, W, 70-0)
UC was shut out	@ No. 5 Ohio State (9/7/19, L 42-0)
Converted a 2-point play	Evan Prater from Emory Jones vs. Baylor (10/21/23)
A player scored on a pass, rush and rec. TD in same game	Desmond Ridder vs. SMU (11/20/21)

INDIVIDUAL RUSHING

Had a player rush for 100 or more yards	110 by Corey Kiner vs. TCU (11/30/24)
Had a player rush for 150 or more yards	153 by Corey Kiner @ Pitt (9/9/23)
Had a player rush for 200 or more yards	212 by Mike Boone vs. USF (10/24/14)
Had a player rush for 225 or more yards	238 by Richard Hall vs. Miami OH (9/11/04)
Had two players rush for 100 or more yards	143 (Sorsby) & 120 (Kiner) @ Iowa State (11/16/24)
Had a player rush for 2 or more TDs	2 by Tawee Walker at Kansas (9/27/25)
Had a player rush for 3 or more TDs	4 by Jerome Ford vs. UCF (10/14/21)
Had a player rush for 4 or more TDs	4 by Jerome Ford vs. UCF (10/14/21)
Had a player rush for 5 or more TDs	6 by Ike Stewart vs. Transylvania (10/5/1912)

INDIVIDUAL PASSING

Had a player pass for 200 or more yards	388 by Brendan Sorsby at Kansas (9/27/25)
Had a player pass for 250 or more yards	388 by Brendan Sorsby at Kansas (9/27/25)
Had a player pass for 300 or more yards	388 by Brendan Sorsby at Kansas (9/27/25)
Had a player pass for 350 or more yards	388 by Brendan Sorsby at Kansas (9/27/25)
Had a player pass for 400 or more yards	426 by Brendan Sorsby at Texas Tech (9/28/24)
Had a player pass for 450 or more yards	523 by Gunner Kiel @ Houston (11/7/15)
Had a player pass for 500 or more yards	523 by Gunner Kiel @ Houston (11/7/15)
Had a player pass for 2 or more TDs	2 by Brendan Sorsby at Kansas (9/27/25)
Had a player pass for 3 or more TDs	5 by Brendan Sorsby vs. Northwestern State (9/13/25)
Had a player pass for 4 or more TDs	5 by Brendan Sorsby vs. Northwestern State (9/13/25)
Had a player pass for 5 or more TDs	5 by Brendan Sorsby vs. Northwestern State (9/13/25)
Had a player pass for 6 or more TDs	6 by Gunner Kiel vs. Toledo (9/12/14)
Had a player complete 20 passes	29 by Brendan Sorsby at Kansas (9/27/25)
Had a player complete 30 passes	31 by Brendan Sorsby at Texas Tech (9/28/24)
Had a player complete 35 passes	35 by Deontey Kenner @ Southern Miss (10/23/99)
Had a player complete 10 straight passes	15 by Brendan Sorsby vs. Northwestern State (9/13/25)
Had a player complete 12 straight passes	15 by Brendan Sorsby vs. Northwestern State (9/13/25)
Had a player complete 10 straight passes to open game	15 by Brendan Sorsby vs. Northwestern State (9/13/25)
Had a player complete 12 straight passes to open game	15 by Brendan Sorsby vs. Northwestern State (9/13/25)
Had a player throw 30 passes	43 by Brendan Sorsby at Kansas (9/27/25)
Had a player throw 35 passes	43 by Brendan Sorsby at Kansas (9/27/25)
Had a player throw 40 passes	43 by Brendan Sorsby at Kansas (9/27/25)
Had a player throw 45 passes	45 by Ben Bryant at UCF (10/29/22)
Had a player throw 50 passes	50 by Desmond Ridder @ SMU (10/27/18)

INDIVIDUAL RECEIVING

Had a player with 10 or more receptions in a game	11 by Cyrus Allen at Kansas (9/27/25)
Had a player with 11 or more receptions in a game	11 by Cyrus Allen at Kansas (9/27/25)
Had a player with 12 or more receptions in a game	12 by Xzavier Henderson vs. Miami (OH) (9/16/23)
Had a player with 13 or more receptions in a game	15 by Shaq Washington @ ECU (11/28/15)
Had a player with 14 or more receptions in a game	15 by Shaq Washington @ ECU (11/28/15)
Had a player with 15 or more receptions in a game	15 by Shaq Washington @ ECU (11/28/15)
Had a player receive 100 or more yards	Cyrus Allen (128) at Kansas (9/27/25)
Had a player receive 150 or more yards	Tyler Scott (185) vs. Indiana (9/24/22)
Had a player receive 200 or more yards	203 by Kahlil Lewis vs. ECU (11/23/18)
Had a player receive 250 or more yards	254 by Tom Rossley vs. Louisville (11/9/68)
Had a player receive for 2 or more TDs	2 by Cyrus Allen at Kansas (9/27/25)
Had a player receive for 3 or more TDs	3 by Tyler Scott vs. Indiana (9/24/22)

GAMES AGAINST RANKED TEAMS

Beat a top 25 team	No. 16 Houston, 35-20 (12/4/21)
Beat a top 10 team	@ No. 9 Notre Dame, 24-13 (10/2/21)
Beat a ranked opponent @ home	No. 16 Houston, 35-20 (12/4/21)
Beat a ranked opponent on the road	@ No. 9 Notre Dame, 24-13 (10/2/21)
Beat a ranked opponent @ a neutral site	vs. No. 25 vs. Virginia Tech (FedEx Field/9/29/12)
Beat back-to-back ranked opponents	10/30/08-11/08/08 No. 24 USF & @ No. 20 West Virginia
Lost to a ranked opponent @ home	No. 16 Oklahoma, 6-20 (9/23/23)

RETURNS/SPECIAL TEAMS/DEFENSE

Returned a KO for a TD	Jadon Thompson, 100 yards vs. ECU (11/11/22)
Returned a Punt for a TD	Mardy Gilyard, 53 yards (9/12/09 vs. SEMO)
Had Two Interceptions	2 by Coby Bryant vs. USF (10/3/20)
Had Three Interceptions	3 by Mike Tyson @ Purdue (9/10/16)
Recorded a Safety	@ UCLA (9/1/18)
Returned an INT for a TD	Deshawn Pace, 18 yards at Tulsa (10/1/22)
Returned 2 INTs for TDs	D. Battle-30 yards & C. Cheatham-53 yards vs. Akron (9/17/11)
Recovered a fumble in endzone for a TD	Josiah Deguara @ Marshall (09/28/19)
Returned a fumble for a TD	Dominique Perry, 14 yards vs. Indiana (09/24/22)
Executed a successful onside kick	Kick by Miliano/Recovered by Morrison @ Rutgers (11/16/13)
Blocked a FG	Iowon Briggs on 25-yard attempt vs. Navy (11/5/22)
Blocked a PAT	Lorenz Metz vs. Temple (11/23/19 - fourth quarter)
Returned a blocked PAT for 2 points	Coby Bryant, 98 yards vs. Temple (11/23/19)
Blocked a punt	Ryan Royer at East Carolina (11/26/21)

SINGLE-GAME TEAM OFFENSE

Most Points	124 vs. Transylvania (1912)
Most Touchdowns	14 vs. Transylvania (1912)
Most Rushing Attempts	83 vs. Louisiana-Monroe (1977)
Most Rushing Yards	464 vs. Case Western Reserve (1953) 464 vs. Virginia Military Institute (1953)
Most Rushing Touchdowns	14 vs. Transylvania (1912)
Most Passing Attempts	64 at Memphis (2015)
Most Passes Completed	38 at Memphis (2015)
Most Passing Yards	620 at Memphis (2015)
Most Interceptions Thrown	6 vs. Xavier (1972)
Most Touchdown Passes	6 vs. Toledo (2014); vs. Illinois (2009)
Most Offensive Plays	100 at Memphis (2015)
Most Yards Total Offense	752 at Memphis (2015)
Most First Downs	38 at Memphis (2015); 38 vs. Austin Peay (2018)
Most Fumbles	15 vs. Louisville (1970)
Most Fumbles Lost	7 vs. Virginia Military Institute (1951)
Most Turnovers	9 vs. Xavier (1955) 9 vs. Hardin-Simmons (1955) 9 vs. Virginia Military Institute (1951)
Most Penalties	18 vs. Kansas State (1951)
Most Penalty Yards	176 vs. Louisville (1968)
Most Punts	13 vs. Pittsburgh (1981) 13 vs. Mississippi State (1948)
Most Punting Yards	510 vs. Louisville (1996)
Most Punt Return Yards	177 vs. Ohio (1949)
Most Kickoff Return Yards	295 vs. Memphis (1971)
Fewest Rushing Attempts	15 vs. Illinois (2009)
Fewest Rushing Yards	-23 vs. Rutgers (2005)
Fewest Passes Completed	0 vs. Dayton (1970)
Fewest Passing Yards	0 vs. Dayton (1970)
Fewest Yards Total Offense	46 vs. North Texas State (1959)
Fewest First Downs	3 vs. West Virginia (1989)
Fewest Penalties	1 five times vs. Rutgers (1994), vs. Louisville (1966), vs. Memphis (1966), vs. Army (1963), vs. Hawai'i (1954)
Fewest Yards Penalized	4 vs. Memphis (1966)
Fewest Punts	0 vs. Miami (OH) (2008) 0 vs. Memphis (1998) 0 vs. Miami (OH) (1954)

SINGLE-GAME TEAM DEFENSE

Fewest Rushing Attempts Allowed	17 vs. Dayton (1961)
Fewest Rushing Yards Allowed	-46 vs. Kansas (1997)
Fewest Passing Attempts	1 vs. Boston College (1964)
Fewest Pass Completions Allowed	0 six times vs. Louisville (1974), vs. Ohio (1973), vs. Boston College (1964), vs. Indiana (1963), vs. Ohio (1949)
Fewest Passing Yards Allowed	-1 vs. Xavier (1971)
Fewest Yards Total Offense Allowed	18 vs. Louisiana-Lafayette (1973)
Most Points Allowed	81 vs. Penn State (1991)
Most Rushing Attempts Allowed	86 vs. West Virginia (1969)
Most Rushing Yards Allowed	539 vs. Northern Illinois (1989)
Most Passing Attempts Allowed	67 vs. Louisville (1997)
Most Pass Completions Allowed	37 vs. East Carolina (1997)
Most Passing Yards Allowed	482 vs. Florida (2010)
Most Yards Total Defense Allowed	742 vs. Louisville (1998)
Most Passes Intercepted	7 vs. Kansas State (1951)
Most Interception Return Yards	162 vs. Dayton (1956)
Most Turnovers Forced	8 vs. Rice (1974)

SINGLE-GAME INDIVIDUAL OFFENSE

Rushing Attempts	45 by Steve Cowan vs. Ohio (1970)
Rushing Yards	306 by Bob Hynes vs. Case Western Reserve (1923)
Yards Per Rush	29.5 by Mike Boone at Miami (OH) (4 carries, 118 yards) (2015)
Rushing Touchdowns	6 by Ike Stewart vs. Transylvania (1912) 6 by Bob Heuck vs. Transylvania (1912)
Passing Attempts	59 by Deontey Kenner vs. Southern Miss (1999)
Passing Completions	35 by Deontey Kenner vs. Southern Miss (1999) 35 by Greg Cook vs. Ohio (1968)
Passing Yards	557 by Hayden Moore at Memphis (2015)
Passing Touchdowns	6 by Gunner Kiel (2014); by Tony Pike vs. Illinois (2009)
Interceptions Thrown	6 by Mike Shoemaker vs. Xavier (1972)
Receptions	15 by Shaq Washington at East Carolina (2015)
Receiving Yards	254 by Tom Rossley vs. Louisville (1968)
Yards Per Reception	73.7 by Chris Moore at Ohio State (3 receptions, 221 yards) (2014)
Receiving Touchdowns	3 by nine players, last by Tyler Scott vs. Indiana (2022)
All-Purpose Yards (Rsh., Rec. and Ret.)	381 by Mardy Gilyard at Pittsburgh (2009)
Total Yards	564 by Hayden Moore at Memphis (2015)
Total Points	51 by Ike Stewart vs. Transylvania (1912)
Touchdowns	8 by Ike Stewart vs. Transylvania (1912)
Extra Points Made	12 by Alonzo Weiss vs. Transylvania (1912)
Field Goals Made	5 by Ryan Coe at SMU (2022)
Punts	13 by Phil Peckich at Pittsburgh (1981)
Punting Yards	510 by Steve Smith at Louisville (1996)
Punting Average	65.0 by Mason Fletcher at SMU (3 punts) (2022)
Kickoff Returns	8 by Mardy Gilyard at Pittsburgh (2009) 8 by LaDaris Vann vs. East Carolina (1999)
Kickoff Return Yards	256 by Mardy Gilyard at Pittsburgh (2009)
Kickoff Returns For Touchdowns	1 by 20 players last by Mardy Gilyard at Pittsburgh (2009)
Punt Returns	7 by Mike Daniels vs. Western Carolina (2005) 7 by Tinker Keck vs. Kansas (1997) 7 by Charley Bland vs. Villanova (1973)
Punt Return Yards	161 by Gene Gibson vs. Ohio (1949)
Punt Return Touchdowns	2 by Tinker Keck vs. Louisville (1997) 2 by Gene Gibson vs. Ohio (1949)

SINGLE-GAME INDIVIDUAL DEFENSE

Total Tackles	19 by Greg Blair at Louisville (10/26/12) * Frank Callicott vs. UAB (11/30/02) * Jeff Luc vs. Miami (Ohio) (9/20/14) *
Tackles For A Loss	5.5 by Brandon Mills vs. Rutgers (11/20/10) *
Sacks	4.0 by Alex Daniels at Miami (Ohio) (10/3/09) * Antwan Peek vs. Louisiana-Monroe (12/1/01) *
Forced Fumbles	3 by Antwan Peek vs. Louisiana Monroe (12/1/01) *
Fumble Recoveries	2 by Willis Edwards vs. Memphis (10/26/02) * Ivan Fields at Memphis (11/11/00) * Jeff Luc vs. USF (10/14/14) * Wes Richardson at NC State (9/16/10) *
Pass Break Ups	4 by Justin Harris at Pittsburgh (09/09/23) * Linden Stephens at Miami (Ohio) (9/16/17)) * Mike Mickens vs. Rutgers (11/18/06) * Zach Norton vs. Louisville (10/27/01) *
Interceptions	4 by Bob Hynes vs. Ohio Northern (1923)
Interception Return Yards	123 by Shawn Ferguson vs. Memphis (1998)
Interception Returns for Touchdowns	2 by Shawn Ferguson vs. Memphis (1998)
Blocked Kicks	2 by Connor Barwin at Marshall (10/3/08) * Antwan Peek vs. Miami (10/28/00) *

* - Since 2000

vs. Nebraska

AUGUST 28, 2025
KANSAS CITY, MO.

	1	2	3	4	F
Nebraska	0	13	0	7	20
Cincinnati	3	0	7	7	17

SCORING PLAYS

1st	11:17	CIN	Stephen Rusnak 45-yard field goal
			8-38, 4:13, NEB 0 - CIN 3
2nd	14:56	NEB	Kyle Cunanan 52-yard field goal
			11-42, 4:51, NEB 3 - CIN 3
2nd	5:36	NEB	Kyle Cunanan 22-yard field goal
			16-80, 7:51, NEB 6 - CIN 3
2nd	0:11	NEB	Nyiah Hunter 5-yard touchdown pass from Dylan Raiola (Cunanan Kick)
			3-24, 0:51, NEB 13 - CIN 3
3rd	6:53	CIN	Brendan Sorsby 7-yard touchdown run (Rusnak Kick)
			10-57, 3:32, NEB 13 - CIN 10
4th	10:36	NEB	Dane Key 3-yard touchdown pass from Dylan Raiola (Cunanan Kick)
			13-67, 7:02, NEB 20 - CIN 10
4th	7:15	CIN	Brendan Sorsby 1-yard touchdown run (Rusnak Kick)
			9-75, 3:21, NEB 20 - CIN 17

	NEB	CIN
FIRST DOWNS	23	16
RUSHES-YARDS (NET)	36-110	30-202
PASSING YDS (NET)	243	69
Passes Att-Comp-Int.....	33-42-0	13-25-1
TOTAL OFFENSE PLAYS-YARDS	78-353	55-271
Fumble Returns-Yards.....	0-0	0-0
Punt Returns-Yards.....	2-3	0-0
Kickoff Returns-Yards.....	5-297	4-254
Interception Returns-Yards	1-0	0-0
Punts (Number-Avg)	4-36.8	4-45.2
Fumbles-Lost	2-0	1-1
Penalties-Yards.....	3-27	4-20
Time of Possession.....	39:30	20:30
Third-Down Conversions.....	10-18	3-10
Fourth-Down Conversions	1-2	2-2
Red-Zone Scores-Chances.....	3-3	2-2
Sacks By: Number-Yards.....	0-0	3-10

RUSHING: Cincinnati- Brendan Sorsby, 13-96; Tawee Walker, 7-53; Evan Pryor, 5-29; Cyrus Allen, 2-18; Chance Williams, 1-5; Manny Covey, 1-1; TEAM, 1-0
Nebraska- Emmett Johnson, 25-108; Heinrich Haartberg, 2-4; Janiran Bonner, 2-4; Mehki Nelson, 1-0; Dylan Raiola, 4-(-1); Isaiah Moeze, 1-(-3); TEAM, 1-(-3)

PASSING: Cincinnati- Brendan Sorsby, 13-25-1-69
Nebraska- Dylan Raiola, 33-42-0-243

RECEIVING: Cincinnati- Cyrus Allen, 5-41; Joe Royer, 3-11; Patrick Gurd, 1-6; Caleb Goodie, 1-5; Jeff Caldwell, 1-5; Evan Pryor, 1-5; Tawee Walker, 1-(-4)
Nebraska- Emmett Johnson, 7-27; Nyiah Hunter, 6-65; Dane Key, 6-51; Luke Lindenmeyer, 5-47; Jacory Barney Jr., 5-27; Cortez Mills Jr., 1-13; Quinn Clark, 1-7; Janiran Bonner, 1-4; Isaiah Moeze, 1-2

GAME-BY-GAME RECAPS

vs. BGSU

SEPTEMBER 6, 2025
CINCINNATI, OHIO

	1	2	3	4	F
Bowling Green	0	3	7	10	20
Cincinnati	7	14	10	3	34

SCORING PLAYS

1st	7:23	CIN	Cyrus Allen 44-yard pass from Brendan Sorsby (Stephen Rusnak kick)
			7-0, 7:23, BGSU 0 - CIN 7
2nd	13:17	CIN	Cyrus Allen 2-yard pass from Brendan Sorsby (Stephen Rusnak kick)
			14-0, 2:55, BGSU 0 - CIN 14
2nd	6:11	CIN	Jeff Caldwell 9-yard pass from Brendan Sorsby (Stephen Rusnak kick)
			21-0, 3:08, BGSU 0 - CIN 21
2nd	0:23	BGSU	Jackson Kleather 25-yard field goal
			3-21, 5:48, BGSU 3 - CIN 21
3rd	12:58	CIN	Stephen Rusnak 40-yard field goal
			3-24, 1:58, BGSU 3 - CIN 24
3rd	4:03	BGSU	Jyrin Johnson 31-yard pass from Drew Pyne (Jackson Kleather kick)
			10-24, 0:47, BGSU 10 - CIN 24
3rd	0:24	CIN	Brendan Sorsby 9-yard run (Stephen Rusnak kick)
			31-10, 3:39, BGSU 10 - CIN 31
4th	10:35	BGSU	Mar'kel Porter 9-yard run (Jackson Kleather kick)
			17-31, 4:49, BGSU 17 - CIN 31
4th	6:12	CIN	Stephen Rusnak 23-yard field goal
			34-17, 4:23, BGSU 17 - CIN 34
4th	1:55	BGSU	Jackson Kleather 30-yard field goal
			20-34, 4:17, BGSU 20 - CIN 34

	CIN	BGSU
FIRST DOWNS	18	21
RUSHES-YARDS (NET)	29-106	34-98
PASSING YDS (NET)	333	274
Passes Att-Comp-Int.....	17-24-0	29-37-0
TOTAL OFFENSE PLAYS-YARDS	53-439	71-372
Fumble Returns-Yards.....	0-0	0-0
Punt Returns-Yards.....	1-3	1-0
Kickoff Returns-Yards.....	1-23	2-41
Interception Returns-Yards	0-0	0-0
Punts (Number-Avg)	2-11.2	4-15.3
Fumbles-Lost	1-1	1-0
Penalties-Yards.....	5-52	4-28
Third-Down Conversions.....	2 of 7	6 of 16
Fourth-Down Conversions	1 of 1	1 of 2
Red-Zone Scores-Chances.....	4-4	2-2
Sacks By: Number-Yards.....	4-23	0-0
Time of Possession.....	22:49	37:11

RUSHING: Cincinnati- Brendan Sorsby 7-40; Evan Pryor 6-33; Tawee Walker 11-32; Chance Williams 3-3; TEAM 2-(-2)
Bowling Green- Cameron Pettawat 13-72; Kaderris Roberts 5-27; Mar'kel Porter 6-9; Nakai Amachree 2-2; Leo Kemp; 1-1; Drew Pyne 7-(-13)

PASSING: Cincinnati- Brendan Sorsby 17-24-0-333
Bowling Green- Drew Pyne 29-36-0-274

RECEIVING: Cincinnati- Jeff Caldwell 5-109; Caleb Goodie 4-49; Cyrus Allen 3-45; Joe Royer 2-104; Noah Jennings 2-28; Tawee Walker 1-(-2); Evan Pryor 0-0
Bowling Green- Jyrin Johnson 7-80; Kaderris Roberts 6-47; RJ Garcia II 5-35; Finn Hogan 3-58; Reis Stocksdaile 2-9; Jacob Harris 2-5; Allen Middleton 1-5; Cameron Pettaway 1-4

vs. Northwestern State

SEPTEMBER 13, 2025
CINCINNATI, OHIO

	1	2	3	4	F
Northwestern State	0	0	0	0	0
Cincinnati	35	21	7	7	70

SCORING PLAYS

1st	13:24	CIN	Joe Royer 21 yd pass from Brendan Sorsby (Stephen Rusnak kick)
			4-65, 1:36, NSU 0 - CIN 7
1st	11:18	CIN	Caleb Goodie 55 yd pass from Brendan Sorsby (Stephen Rusnak kick)
			1-55, 0:09, NSU 0 - CIN 14
1st	7:07	CIN	Tawee Walker 10 yd pass from Brendan Sorsby (Stephen Rusnak kick)
			4-42, 1:43, NSU 0 - CIN 21
1st	4:11	CIN	Joe Royer 2 yd pass from Brendan Sorsby (Stephen Rusnak kick)
			34-5, 1:14, NSU 0 - CIN 28
1st	2:46	CIN	Isaiah Johnson 8 yd pass from Brendan Sorsby (Stephen Rusnak kick)
			2-30, 0:30, NSU 0 - CIN 35
2nd	9:40	CIN	Brendan Sorsby 23 yd rush (Stephen Rusnak kick)
			8-80, 3:41, NSU 0 - CIN 42
2nd	5:38	CIN	Tawee Walker 15 yd rush (Stephen Rusnak kick)
			6-67, 2:26, NSU 0 - CIN 49
2nd	0:16	CIN	Cyrus Allen 29 yd pass from Brendan Sorsby (Stephen Rusnak kick)
			3-53, 0:43, NSU 0 - CIN 56
3rd	4:14	CIN	Chance Williams 3 yd rush (Dino Beslagic kick)
			7-70, 3:32, NSU 0 - CIN 63
4th	5:00	CIN	Isaiah Johnson 42 yd pass from Samaj Jones (Dino Beslagic kick)
			5-69, 2:45, NSU 0 - CIN 70

	CIN	NSU
FIRST DOWNS	27	6
RUSHES-YARDS (NET)	26-243	35-69
PASSING YDS (NET)	362	33
Passes Att-Comp-Int.....	21-23-0	10-16-0
TOTAL OFFENSE PLAYS-YARDS	49-605	51-102
Fumble Returns-Yards.....	0-0	0-0
Punt Returns-Yards.....	4-22	0-0
Kickoff Returns-Yards.....	0-0	3-46
Interception Returns-Yards	0-0	0-0
Punts (Number-Avg)	2-75	9-33.1
Fumbles-Lost	2-0	1-1
Penalties-Yards.....	6-65	5-42
Third-Down Conversions.....	2 of 4	0 of 12
Fourth-Down Conversions	0 of 0	1 of 2
Red-Zone Scores-Chances.....	5-5	0-0
Sacks By: Number-Yards.....	1-12	0-0
Time of Possession.....	20:45	39:15

RUSHING: Cincinnati- Brendan Sorsby 2-39; Evan Pryor 6-39; Tawee Walker 6-66; Manny Covey 4-43; Samaj Jones 3-26; Brady Lichtenberg 1-21

Northwestern State- Kolbe Burrell 12-31; Myion Hicks; 8-20; Jeremiah Jones 3-15; Eli Anderson 4-10; Zay Davis 1-4; Abram Johnston 6-8

PASSING: Cincinnati- Brendan Sorsby 15-15-0-253; Brady Lichtenberg 4-6-0-56; Samaj Jones 2-2-0-53
Northwestern State- Abram Johnston 7-11-0-31; Eli Anderson 3-5-0-2

RECEIVING: Cincinnati- Jeff Caldwell 3-58; Caleb Goodie 3-106; Cyrus Allen 4-59; Joe Royer 3-23; Isaiah Johnson 2-50; Tawee Walker 2-23; Patrick Gurd 1-17; Noah Jennings 2-15; Elijah Jones 1-11
Northwestern State- Luke Carter 1-11; Camryn Davis 1-9; Ben Buisson 1-8; Amaaz Eugene 1-5; Joseph Moreland 1-1

GAME-BY-GAME RECAPS

vs. Kansas
SEPTEMBER 27, 2025
LAWRENCE, KAN.



	1	2	3	4	F
Kansas	7	6	14	7	34
Cincinnati	7	13	10	7	37

SCORING PLAYS

1st	11:42	KAN	E. Henderson 93-yard pass from J. Daniels (L. Marjan Kick)
			1-93, 00:11, Kan 7 - CIN 0
1st	6:10	CIN	T. Walker 2-yard rush (S. Rusnak Kick)
			13-75, 5:32, KAN 7 - CIN 7
2nd	14:23	CIN	S. Rusnak 29-yard field goal
			11-61, 5:25, KAN 7 - CIN 10
2nd	10:00	KAN	L. Marjan 27-yard field goal
			9-67, 4:23, KAN 10 - CIN 10
2nd	7:09	CIN	C. Allen 10-yard pass from B. Sorsby (S. Rusnak Kick)
			7-75, 2:51, KAN 10 - CIN 17
2nd	3:15	KAN	L. Marjan 35-yard field goal
			8-58, 3:54, KAN 13 - CIN 17
2nd	00:00	CIN	S. Rusnak 43-yard field goal
			7-69, 0:47, KAN 13 - CIN 20
3rd	11:38	KAN	B. Groen 24-yard pass from J. Daniels (L. Marjan Kick)
			8-75, 3:22, KAN 20 - CIN 20
3rd	8:54	CIN	C. Allen 14-yard pass from B. Sorsby (S. Rusnak Kick)
			5-82, 2:38, KAN 20 - CIN 27
3rd	8:44	KAN	E. Henderson 75-yard pass from J. Daniels (L. Marjan Kick)
			1-75, 0:10, KAN 27 - CIN 27
3rd	1:24	CIN	S. Rusnak 24-yard field goal
			14-69, 7:20, KAN 27 - CIN 30
4th	1:45	KAN	L. Wentz 6-yard pass from J. Daniels (L. Marjan Kick)
			12-85, 6:17, KAN 34 - CIN 30
4th	00:29	CIN	T. Walker 2-yard rush (S. Rusnak Kick)
			10-75, 1:16, KAN 34 - CIN 37

	KAN	CIN
FIRST DOWNS	23	16
RUSHES-YARDS (NET)	36-110	30-202
PASSING YDS (NET)	243	69
Passes Att-Comp-Int	33-42-0	13-25-1
TOTAL OFFENSE PLAYS-YARDS	78-353	55-271
Fumble Returns-Yards	0-0	0-0
Punt Returns-Yards	2-3	0-0
Kickoff Returns-Yards	5-297	4-254
Interception Returns-Yards	1-0	0-0
Punts (Number-Avg)	4-36.8	4-45.2
Fumbles-Lost	2-0	1-1
Penalties-Yards	3-27	4-20
Time of Possession	39:30	20:30
Third-Down Conversions	10-18	3-10
Fourth-Down Conversions	1-2	2-2
Red-Zone Scores-Chances	3-3	2-2
Sacks By: Number-Yards	0-0	3-10

RUSHING: Cincinnati- Brendan Sorsby, 13-63; Tawee Walker, 18-78; Evan Pryor, 6-90
Kansas- Leshon Williams 10-64; Jalon Daniels 14-72; Isaiah Marshall 1-20; Cole Ballard 1-9; Emmanuel Henderson Jr. 1-4

PASSING: Cincinnati- Brendan Sorsby, 29-43-0-388
Kansas- Jalon Daniels, 19-28-0-445

RECEIVING: Cincinnati- Cyrus Allen, 11-128; Joe Royer, 2-24; Gavin Grover 2-40; Caleb Goodie 5-91; Jeff Caldwell 3-27; Evan Pryor 1-5; Tawee Walker 1-4; Noah Jennings 3-36; Isaiah Johnson 1-33
Kansas- Emmanuel Henderson Jr. 5-214; Boden Groen 5-84; Keaton Kubecka 3-53; Bryson Canty 1-31; Cam Pickett 2-31; Levi Wentz 2-18; Doug Emilien 1-14

RESULTS

	Date	Opponent		Score	Overall	Conf	Time	Attend
	08/28/2025	vs Nebraska	L	17-20	0-1	0-0	3:18	72884
	09/06/2025	Bowling Green	W	34-20	1-1	0-0	3:06	35421
	09/13/2025	Northwestern St.	W	70-0	2-1	0-0	2:40	30014
*	09/27/2025	at Kansas	W	37-34	3-1	1-0	3:37	41525

Opponent	Score	First Downs				Rushing Number-Yards	Passing		Total Offense Plays-Yards	Return Yards	Turn- Overs
		Total	Rush	Pass	Pen		Comp-Att.-Int	Yards			
Nebraska	17-20	16 / 23	12 / 10	3 / 13	1 / 0	30-202 / 36-110	13-25-1 / 33-42-0	69 / 243	55-271 / 78-353	20 / 36	2 / 0
Bowling Green	34-20	18 / 21	5 / 6	12 / 11	1 / 4	29-106 / 34-98	17-24-0 / 29-37-0	333 / 274	53-439 / 71-372	26 / 41	1 / 0
Northwestern St.	70-0	27 / 6	11 / 3	15 / 1	1 / 2	26-243 / 35-68	21-23-0 / 10-16-0	362 / 34	49-605 / 51-102	22 / 46	0 / 1
Kansas	37-34	29 / 26	10 / 8	18 / 16	1 / 2	37-215 / 27-152	29-44-0 / 19-28-0	388 / 445	81-603 / 55-597	16 / 20	0 / 1
Totals	158-74	90 / 76	38 / 27	48 / 41	4 / 8	122-766 / 132-428	80-116-1 / 91-123-0	1152 / 996	238-1918 / 255-1424	84 / 143	3 / 2

COMBINED STATISTICS

Team Results

	Date	Opponent		Score	Att.
	08/28/2025	vs Nebraska	L	17-20	72884
	09/06/2025	Bowling Green	W	34-20	35421
	09/13/2025	Northwestern St.	W	70-0	30014
*	09/27/2025	at Kansas	W	37-34	41525

Rushing

Player	gp	att	gain	loss	net	avg	td	lg	avg/g
Brendan Sorsby	4	35	238	11	227	6.5	4	29	56.8
Tawee Walker	4	42	232	8	224	5.3	3	22	56.0
Evan Pryor	4	23	193	3	190	8.3	0	46	47.5
Manny Covey	4	5	44	0	44	8.8	0	24	11.0
Samaj Jones	1	3	26	0	26	8.7	0	12	26.0
Brady Lichtenberg	1	1	21	0	21	21.0	0	21	21.0
Cyrus Allen	4	2	18	0	18	9.0	0	15	4.5
Chance Williams	3	5	12	1	11	2.2	1	5	3.7
Zion Johnson	1	2	6	0	6	3.0	0	5	6.0
Jakorion Caffey	1	1	1	0	1	1.0	0	1	1.0
Team	4	3	0	2	-2	-0.7	0	0	-0.5
Total	4	122	791	25	766	6.3	8	46	191.5
Opponents	4	132	507	79	428	3.2	1	30	107.0

Passing

Player	gp	effic	comp-att-int	pct	yds	td	lg	avg/g
Brendan Sorsby	4	180.0	74-107-1	69.2	1043	10	73	260.8
Brady Lichtenberg	1	200.1	4-6-0	66.7	56	1	29	56.0
Samaj Jones	1	487.6	2-2-0	100.0	53	1	42	53.0
Team	4	0.0	0-1-0	0.0	0	0	0	0.0
Total	4	184.8	80-116-1	69.0	1152	12	73	288.0
Opponents	4	160.8	91-123-0	74.0	996	7	93	249.0

Receiving

Player	gp	no.	yds	avg	td	lg	avg/g
Cyrus Allen	4	23	273	11.9	5	44	68.3
Caleb Goodie	4	13	251	19.3	1	55	62.8
Jeff Caldwell	4	12	199	16.6	1	39	49.8
Joe Royer	4	10	162	16.2	2	73	40.5
Noah Jennings	4	7	79	11.3	0	18	19.8
Tawee Walker	4	5	21	4.2	1	13	5.3
Isaiah Johnson	4	3	83	27.7	2	42	20.8
Patrick Gurd	4	2	23	11.5	0	17	5.8
Evan Pryor	4	2	10	5.0	0	5	2.5
Gavin Grover	4	2	40	20.0	0	33	10.0
Elijah Jones	4	1	11	11.0	0	11	2.8
Total	4	80	1152	14.4	12	73	288.0
Opponents	4	91	996	10.9	7	93	249.0

Game Records

Record	Overall	Home	Away	Neutral
ALL GAMES	3-1	2-0	1-0	0-1
CONFERENCE	1-0	0-0	1-0	0-0
NON-CONFERENCE	2-1	2-0	0-0	0-1

Team Statistics

	UC	OPP
First Downs	90	76
Rushing	38	27
Passing	48	41
Penalty	4	8
Rushing Yardage	766	428
Rushing attempts	122	132
Average per rush	6.3	3.2
Average per game	191.5	107.0
TDs Rushing	8	1
Passing Yardage	1152	996
Comp-Att-Int	80-116-1	91-123-0
Average per pass	9.9	8.1
Average per catch	14.4	10.9
Average per game	288.0	249.0
TDs Passing	12	7
Total offense	1918	1424
Average per play	8.1	5.6
Average per game	479.5	356.0
Kick returns: #-Yards	3-59	8-140
Punt returns: #-Yards	6-25	3-3
Int returns: #-Yards	0-0	1-0
Fumbles-Lost	4-2	7-2
Penalties-Yards	24-205	17-123
Punts-Avg	11-47.7	19-37.7
Time of possession / game	24:40	32:50
3rd-down conversion	14/37	19/54
4th-down conversion	6/6	5/8
PAT-attempts	(20-20) 100%	(8-8) 100%
2-point conversion-attempts	(0-0) 0%	(0-0) 0%

Interceptions

Player	no.	yds	avg	td	lg
Total	0	0	0.0	0	0
Opponents	1	0	0.0	0	0

COMBINED STATISTICS

Field Goals

Player	fg	pct.	01-19	20-29	30-39	40-49	50-99	lg	blk
Stephen Rusnak	6-6	100.0	0-0	3-3	0-0	3-3	0-0	45	0
Opponents	6-7	85.7	0-0	3-3	2-2	0-0	1-2	52	0

Scoring

Player	td	fg	PAT				dxd	saf	pts
			kick	rush	rcv	pass			
Stephen Rusnak	-	6-6	18-18	-	-	-	-	-	36
Cyrus Allen	5	-	-	-	-	-	-	-	30
Brendan Sorsby	4	-	-	-	-	-	-	-	24
Tawee Walker	4	-	-	-	-	-	-	-	24
Joe Royer	2	-	-	-	-	-	-	-	12
Isaiah Johnson	2	-	-	-	-	-	-	-	12
Jeff Caldwell	1	-	-	-	-	-	-	-	6
Chance Williams	1	-	-	-	-	-	-	-	6
Caleb Goodie	1	-	-	-	-	-	-	-	6
Dino Beslagic	-	-	2-2	-	-	-	-	-	2
Total	20	6-6	20-20	0	0	0	0	0	158
Opponents	8	6-7	8-8	0	0	0	0	0	74

Score by Periods

Team	1st	2nd	3rd	4th	OT	TOT
Cincinnati	52	48	34	24	0	158
Opponents	7	22	21	24	0	74

Punting

Player	no.	yds	avg	lg	tb	fc	i20	50+	blk
Max Fletcher	11	525	47.7	62	0	2	6	6	0
Total	11	525	47.7	62	0	2	6	6	0
Opponents	19	717	37.7	49	0	7	7	0	0

Punt Returns

Player	no.	yds	avg	td	lg
Manny Covey	6	25	4.2	0	7
Total	6	25	4.2	0	7
Opponents	3	3	1.0	0	3

Kick Returns

Player	no.	yds	avg	td	lg
Logan Wilson	2	36	18.0	0	20
Matthew McDoom	1	23	23.0	0	23
Total	3	59	19.7	0	23
Opponents	8	140	17.5	0	36

All Purpose

Player	g	rush	rcv	pr	kr	ir	total	avg/g
Cyrus Allen	4	18	273	0	0	0	291	72.8
Caleb Goodie	4	0	251	0	0	0	251	62.8
Tawee Walker	4	224	21	0	0	0	245	61.3
Brendan Sorsby	4	227	0	0	0	0	227	56.8
Evan Pryor	4	190	10	0	0	0	200	50.0
Jeff Caldwell	4	0	199	0	0	0	199	49.8
Joe Royer	4	0	162	0	0	0	162	40.5
Isaiah Johnson	4	0	83	0	0	0	83	20.8
Noah Jennings	4	0	79	0	0	0	79	19.8
Manny Covey	4	44	0	25	0	0	69	17.3
Gavin Grover	4	0	40	0	0	0	40	10.0
Logan Wilson	3	0	0	0	36	0	36	12.0
Samaj Jones	1	26	0	0	0	0	26	26.0
Patrick Gurd	4	0	23	0	0	0	23	5.8
Matthew McDoom	4	0	0	0	23	0	23	5.8
Brady Lichtenberg	1	21	0	0	0	0	21	21.0
Chance Williams	3	11	0	0	0	0	11	3.7
Elijah Jones	4	0	11	0	0	0	11	2.8
Zion Johnson	1	6	0	0	0	0	6	6.0
Jakorion Caffey	1	1	0	0	0	0	1	1.0
Total	4	766	1152	25	59	0	2002	500.5
Opponents	4	428	996	3	140	0	1567	391.8

Total Offense

Player	g	plays	rush	pass	total	avg/g
Brendan Sorsby	4	142	227	1043	1270	317.5
Tawee Walker	4	42	224	0	224	56.0
Evan Pryor	4	23	190	0	190	47.5
Samaj Jones	1	5	26	53	79	79.0
Brady Lichtenberg	1	7	21	56	77	77.0
Manny Covey	4	5	44	0	44	11.0
Cyrus Allen	4	2	18	0	18	4.5
Chance Williams	3	5	11	0	11	3.7
Zion Johnson	1	2	6	0	6	6.0
Jakorion Caffey	1	1	1	0	1	1.0
Total	4	238	766	1152	1918	479.5
Opponents	4	255	428	996	1424	356.0

TEAM STATISTICS

Team Statistics

	UC	OPP
Scoring	158	74
Points per game	39.5	18.5
Points Off Turnovers	7	14
First Downs	90	76
Rushing	38	27
Passing	48	41
Penalty	4	8
Rushing Yardage	766	428
Yards gained rushing	791	507
Yards lost rushing	25	79
Rushing attempts	122	132
Average per rush	6.3	3.2
Average per game	191.5	107.0
TDs Rushing	8	1
Passing Yardage	1152	996
Comp-Att-Int	80-116-1	91-123-0
Average per pass	9.9	8.1
Average per catch	14.4	10.9
Average per game	288.0	249.0
TDs Passing	12	7
Total offense	1918	1424
Total plays	238	255
Average per play	8.1	5.6
Average per game	479.5	356.0
Kick returns: #-Yards	3-59	8-140
Punt returns: #-Yards	6-25	3-3
Int returns: #-Yards	0-0	1-0
Kick return average	19.7	17.5
Punt return average	4.2	1.0
Int return average	0.0	0.0
Fumbles-Lost	4-2	7-2
Penalties-Yards	24-205	17-123
Average per game	51.3	30.8
Punts-Yards	11-525	19-717
Average per punt	47.7	37.7
Net punt average	47.5	37.6
Kickoffs-Yards	29-1822	17-957
Average per kick	62.8	56.3
Net kick average	40.4	38.4
Time of possession / game	24:40	32:50
3rd-down conversion	14/37	19/54
3rd-down pct	38%	35%
4th-down conversion	6/6	5/8

TEAM STATISTICS

	UC	OPP
4th-down pct	100%	63%
Sacks by-Yards	10-49	1-11
Misc Yards	0	0
Touchdowns scored	20	8
Field goals - attempts	6-6	6-7
On-Side kicks	0-0	0-1
Red-zone scores	(17-17) 100%	(9-11) 82%
Red-zone touchdowns	(14-17) 82%	(4-11) 36%
PAT-attempts	(20-20) 100%	(8-8) 100%
2-point conversion-attempts	(0-0) 0%	(0-0) 0%
Attendance	65435	41525
Games / Avg per game	2/32718	1/41525
Neutral site games	-	1/72884

Score by Periods

Team	1st	2nd	3rd	4th	OT	TOT
Cincinnati	52	48	34	24	0	158
Opponents	7	22	21	24	0	74

PARTICIPATION

##	Player	GP-GS	Nebr	BGSU	NW	KU
0	Matthew McDoom	4/4	START	START	START	START
0	Isaiah Johnson	4/0	XXX	XXX	XXX	XXX
2	Dontay Corleone	2/2	START	START
2	Brendan Sorsby	4/4	START	START	START	START
3	Kye Stokes	4/0	XXX	XXX	XXX	XXX
3	Tawee Walker	4/1	XXX	XXX	XXX	START
4	Mikah Coleman	4/4	START	START	START	START
4	Cyrus Allen	4/4	START	START	START	START
5	Christian Harrison	4/4	START	START	START	START
5	Samaj Jones	1/0	XXX	...
6	Evan Pryor	4/3	START	START	START	XXX
6	Tre Gola-Callard	4/4	START	START	START	START
7	Logan Wilson	3/3	START	...	START	START
7	Chance Williams	3/0	XXX	XXX	XXX	...
8	Ormanie Arnold	3/0	...	XXX	XXX	XXX
8	Noah Jennings	4/0	XXX	XXX	XXX	XXX
9	Jeff Caldwell	4/4	START	START	START	START
9	Jiquan Sanks	4/3	START	START	START	XXX
10	Tayden Barnes	4/0	XXX	XXX	XXX	XXX
10	Caleb Goodie	4/3	START	XXX	START	START
11	Joe Royer	4/4	START	START	START	START
12	Jake Golday	4/4	START	START	START	START
12	Zebulin Kinsey	0/0
13	Zion Johnson	1/0	XXX	...
13	Patrick Williams	1/0	XXX	...
14	Barry Jackson Jr.	4/0	XXX	XXX	XXX	XXX
14	Zay Johnson	0/0
15	Will Kocher	1/0	XXX	...
15	Jamari Johnson	1/0	XXX	...
16	Brady Lichtenberg	1/0	XXX	...
16	Jaylon White-McLain	4/0	XXX	XXX	XXX	XXX
17	Brian Simms III	4/0	XXX	XXX	XXX	XXX
17	Giyahni Kontosis	2/0	XXX	XXX
18	Marqavious Saboor	4/0	XXX	XXX	XXX	XXX
18	Kale Woodburn	1/0	XXX	...
18	Dakarai Anderson	2/0	XXX	...	XXX	...
19	CJ Jones	3/0	...	XXX	XXX	XXX
20	Jakorion Caffey	1/0	XXX	...
20	CJ Crite	1/0	XXX	...
21	Patrick Gurd	4/1	XXX	START	XXX	XXX
21	C.J. McCray	4/0	XXX	XXX	XXX	XXX
22	Jonathan Thompson	4/1	XXX	START	XXX	XXX
22	Zane Kinsey	0/0
23	Willie Goodwyn	3/0	XXX	XXX	XXX	...
24	Terrell Holcomb	1/0	XXX	...
25	Daniel James	3/1	XXX	START	XXX	...
26	Cameron Roetherford	0/0
27	Taizaun Burns	0/0
29	Manny Covey	4/0	XXX	XXX	XXX	XXX
29	Stanley Clyne	2/0	XXX	...	XXX	...
31	Max Fletcher	4/0	XXX	XXX	XXX	XXX
31	Simeon Coleman	4/3	START	XXX	START	START
32	Landen Schaefer	0/0
33	Darrell Gipson	1/0	XXX	...
34	Myles Harrison	1/0	XXX	...
35	Dino Beslagic	1/0	XXX	...
35	Drew Robinson	1/0	XXX	...
36	Xavier Williams	4/0	XXX	XXX	XXX	XXX
37	Weston Simmons	1/0	XXX	...
39	Cincear Lewis	1/0	XXX	...

##	Player	GP-GS	Nebr	BGSU	NW	KU
40	Kamari Burns	4/0	XXX	XXX	XXX	XXX
41	Quinn Staten	0/0
44	Montay Weedon	4/1	XXX	XXX	START	XXX
45	Ben Blevins	3/0	XXX	XXX	XXX	...
46	Antwan Peek Jr.	4/1	XXX	XXX	XXX	START
47	George Leibold	1/0	XXX	...
48	Eli Stein	4/0	XXX	XXX	XXX	XXX
49	Jack Dingle	3/3	START	START	...	START
50	Evan Tengesdahl	4/4	START	START	START	START
52	Ronan Casanova	0/0
53	Gavin Gerhardt	4/4	START	START	START	START
55	Isaiah Rogers	4/2	XXX	XXX	START	START
56	Deondre Buford	4/3	START	START	XXX	START
56	Tim Griffin	1/0	XXX	...
59	Jake Wheelock	1/0	XXX	...
63	Zac Clarke	0/0
66	Xavier Lozowicki	3/0	...	XXX	XXX	XXX
69	JP Schrieber	0/0
70	Cray Paich	0/0
71	Judea Milon	4/0	XXX	XXX	XXX	XXX
72	Nolan Latulippe	2/0	XXX	XXX
73	Aiden Pastoriza	0/0
74	Joe Cotton	4/4	START	START	START	START
75	Marcus McGregor	0/0
76	Zach Taylor	0/0
77	Taran Tyo	4/4	START	START	START	START
78	Grant Edgington	1/0	XXX	...
79	Ethan Green	4/1	XXX	XXX	START	XXX
80	Elijah Jones	4/0	XXX	XXX	XXX	XXX
82	James Early	0/0
82	Ka'Maurri Smith	1/0	XXX	...
83	Devyn Zahursky	4/0	XXX	XXX	XXX	XXX
85	Lyviel Waters	1/0	XXX	...
86	Kellen Davis	1/0	XXX	...
87	Gavin Grover	4/0	XXX	XXX	XXX	XXX
88	CD McFee	0/0
88	DaMari Witherspoon	1/0	XXX	...
89	Nash Biglin	0/0
90	Jalen Hunt	4/4	START	START	START	START
91	Drew Logan	2/0	XXX	XXX
92	Elijah Gunn	3/0	XXX	XXX	XXX	...
93	Max Lemasters	0/0
94	Keilan Smith	0/0
95	Lendric Barber	1/0	XXX	...
96	Nathan Nunn	0/0
97	Kamron Neal	1/0	XXX	...
98	Marquaze Parker	4/0	XXX	XXX	XXX	XXX
99	Stephen Rusnak	4/0	XXX	XXX	XXX	XXX
99	Rob Jackson	4/0	XXX	XXX	XXX	XXX

PASSING/RUSHING/RECEIVING

#2 Brendan Sorsby	Comp	Att	Int	Pct	Yards	TD	Long	Sacked	Effic.
Nebraska	13	25	1	52.0	69	0	14	0-0	67.2
Bowling Green	17	24	0	70.8	333	3	73	0-0	228.6
Northwestern St.	15	15	0	100.0	253	5	55	0-0	351.7
Kansas	29	43	0	67.4	388	2	37	1-11	158.6
Totals	74	107	1	69.2	1043	10	73	1-11	180.0

#5 Samaj Jones	Comp	Att	Int	Pct	Yards	TD	Long	Sacked	Effic.
Northwestern St.	2	2	0	100.0	53	1	42	0-0	487.6
Totals	2	2	0	100.0	53	1	42	0-0	487.6

#16 Brady Lichtenberg	Comp	Att	Int	Pct	Yards	TD	Long	Sacked	Effic.
Northwestern St.	4	6	0	66.7	56	1	29	0-0	200.1
Totals	4	6	0	66.7	56	1	29	0-0	200.1

Rushing

Player	No-Yds/TD	Nebr	BGSU	NW	KU
Tawee Walker	42-224/3	7-53/0	11-32/0	6-66/1	18-73/2
Brendan Sorsby	35-227/4	13-96/2	7-40/1	2-39/1	13-52/0
Evan Pryor	23-190/0	5-29/0	6-33/0	6-38/0	6-90/0
Manny Covey	5-44/0	1-1/0	-	4-43/0	-
Chance Williams	5-11/1	1-5/0	3-3/0	1-3/1	DNP
Samaj Jones	3-26/0	DNP	DNP	3-26/0	DNP
Cyrus Allen	2-18/0	2-18/0	-	-	-
Zion Johnson	2-6/0	DNP	DNP	2-6/0	DNP
Brady Lichtenberg	1-21/0	DNP	DNP	1-21/0	DNP
Jakorion Caffey	1-1/0	DNP	DNP	1-1/0	DNP

Receiving

Player	No-Yds/TD	Nebr	BGSU	NW	KU
Cyrus Allen	23-273/5	5-41/0	3-45/2	4-59/1	11-128/2
Caleb Goodie	13-251/1	1-5/0	4-49/0	3-106/1	5-91/0
Jeff Caldwell	12-199/1	1-5/0	5-109/1	3-58/0	3-27/0
Joe Royer	10-162/2	3-11/0	2-104/0	3-23/2	2-24/0
Noah Jennings	7-79/0	-	2-28/0	2-15/0	3-36/0
Tawee Walker	5-21/1	1--4/0	1--2/0	2-23/1	1-4/0
Isaiah Johnson	3-83/2	-	-	2-50/2	1-33/0
Gavin Grover	2-40/0	-	-	-	2-40/0
Patrick Gurd	2-23/0	1-6/0	-	1-17/0	-
Evan Pryor	2-10/0	1-5/0	-	-	1-5/0
Elijah Jones	1-11/0	-	-	1-11/0	-

DEFENSIVE STATISTICS

##	Player	gp	Tackles				Sacks	Pass defense			Fumbles		blkd	
			ua	a	tot	tfl/yds		int-yds	brup	qbh	fr-yds	ff	kick	saf
11	Jake Golday	4	15	21	36	2-15	2-15	.	.	1
6	Tre Gola-Callard	4	5	14	19	1.5-3	.	.	1
22	Jonathan Thompson	4	9	9	18	2.5-4	1-2	.	.	2	1-0	1	.	.
5	Christian Harrison	4	9	8	17	0.5-1	.	.	1
9	Jiquan Sanks	4	6	11	17	1-2
46	Antwan Peek Jr.	4	6	11	17	2-3	1-3	.	.	.	1-0	2	.	.
0	Matthew McDoom	4	6	6	12
31	Simeon Coleman	4	6	5	11
17	Brian Simms III	4	4	7	11	3-4	2-2
10	Tayden Barnes	4	6	5	11	1-6
36	Xavier Williams	4	5	5	10	1	.	.
49	Jack Dingle	3	4	6	10	1.5-9	1.5-9	.	.	2
7	Logan Wilson	3	3	7	10	1-6	.	.	2
98	Marquaze Parker	4	1	8	9	2-3	.	.	.	1
4	Mikah Coleman	4	2	5	7	0.5-0	0.5-0
16	Jaylon White-McLain	4	2	4	6	0.5-1	1	.	.
90	Jalen Hunt	4	2	4	6
8	Ormanie Arnold	3	1	4	5	.	.	.	1
97	Kamron Neal	1	1	4	5
44	Montay Weedon	4	2	3	5
55	Isaiah Rogers	4	1	4	5
21	C.J. McCray	4	.	5	5	0.5-3	0.5-3
99	Rob Jackson	4	2	3	5	2-16	1.5-15
45	Ben Blevins	3	.	4	4
25	Daniel James	3	3	1	4
2	Dontay Corleone	2	2	1	3	1
40	Kamari Burns	4	.	3	3
33	Darrell Gipson	1	2	1	3
39	Cincear Lewis	1	1	2	3
47	George Leibold	1	.	3	3
18	Marqavious Saboor	4	1	2	3	.	.	.	1
48	Eli Stein	4	.	2	2
34	Myles Harrison	1	.	2	2	0.5-0
24	Terrell Holcomb	1	.	2	2
20	CJ Crite	1	1	1	2
29	Stanley Clyne	2	1	1	2
29	Manny Covey	4	1	1	2
21	Patrick Gurd	4	1	.	1
92	Elijah Gunn	3	.	1	1
3	Kye Stokes	4	1	.	1
19	CJ Jones	3	.	1	1
99	Stephen Rusnak	4	1	.	1
56	Tim Griffin	1	1	.	1
3	Tawee Walker	4	.	1	1
Totals		4	114	188	302	22-76	10-49	0-0	6	7	2-0	5	0	0
Opponents		4	118	114	232	12-33	1-11	1-0	11	9	2-0	2	0	0

CINCINNATI GAME-BY-GAME STATISTICS

Date	Opponent	Rushing				Receiving				Passing				Kick Returns				Punt Returns				tot off
		no.	yds	td	lg	no.	yds	td	lg	cmp-att-int	yds	td	lg	no.	yds	td	lg	no.	yds	td	lg	
08/28/2025	vs Nebraska	30	202	2	29	13	69	0	14	13-25-1	69	0	14	1	20	0	20	0	0	0	0	271
09/06/2025	Bowling Green	29	106	1	16	17	333	3	73	17-24-0	333	3	73	1	23	0	23	1	3	0	3	439
09/13/2025	Northwestern St.	26	243	3	24	21	362	7	55	21-23-0	362	7	55	0	0	0	0	4	22	0	7	605
09/27/2025	at Kansas	37	215	2	46	29	388	2	37	29-44-0	388	2	37	1	16	0	16	1	0	0	0	603
Cincinnati		122	766	8	46	80	1152	12	73	80-116-1	1152	12	73	3	59	0	23	6	25	0	7	1918
Opponents		132	428	1	30	91	996	7	93	91-123-0	996	7	93	8	140	0	36	3	3	0	3	1424

Cincinnati Averages

Games	Avg/ rush	Avg/ catch	Pass effc	KR avg	PR avg	All purpose avg/game	Total offense avg/game
4	6.3	14.4	184.8	19.7	4.2	500.5	479.5

Date	Opponent	Tackles			Sacks		Fumble		Pass Defense			blkd	PAT attempts			off		
		ua	a	total	tfl-yds	no-yds	ff	fr-yds	int-yds	qbh	brup	kick	kick	rush	rcv	saf	t/o	pts
08/28/2025	vs Nebraska	24	84	108	6.0-16	3-10	2	0-0	0-0	3	2	0	2-2	0	0	0	0	17
09/06/2025	Bowling Green	40	40	80	8.0-32	4-23	1	0-0	0-0	2	1	0	4-4	0	0	0	0	34
09/13/2025	Northwestern St.	24	44	68	6.0-23	2-13	1	1-0	0-0	0	2	0	10-10	0	0	0	7	70
09/27/2025	at Kansas	26	20	46	2.0-5	1-3	1	1-0	0-0	2	1	0	4-4	0	0	0	0	37
Cincinnati		114	188	302	22.0-76	10-49	5	2-0	0-0	7	6	0	20-20	0	0	0	7	158
Opponents		118	114	232	12.0-33	1-11	2	2-0	1-0	9	11	0	8-8	0	0	0	14	74

		Punting										Field Goals			Kickoffs				
Date	Opponent	no.	yds	avg	long	blkd	tb	fc	50+	i20	md-att	long	blkd	no.	yds	avg	tb	ob	
08/28/2025	vs Nebraska	4	181	45.3	52	0	0	1	1	2	1-1	45	0	4	254	63.5	2	0	
09/06/2025	Bowling Green	2	112	56.0	62	0	0	0	2	0	2-2	40	0	7	430	61.4	4	1	
09/13/2025	Northwestern St.	2	75	37.5	48	0	0	0	0	1	0-0	0	0	11	688	62.5	6	0	
09/27/2025	at Kansas	3	157	52.3	53	0	0	1	3	3	3-3	43	0	7	450	64.3	6	0	
Cincinnati		11	525	47.7	62	0	0	2	6	6	6-6	45	0	29	1822	62.8	18	1	
Opponents		19	717	37.7	49	0	0	7	0	7	6-7	52	0	17	957	56.3	9	3	

OPPONENT GAME-BY-GAME STATISTICS

		Rushing				Receiving				Passing				Kick Returns				Punt Returns				tot		
Date	Opponent	no.	yds	td	lg	no.	yds	td	lg	cmp	att	int	yds	td	lg	no.	yds	td	lg	no.	yds	td	lg	off
08/28/2025	vs Nebraska	36	110	0	16	33	243	2	24	33	42	0	243	2	24	2	33	0	21	2	3	0	3	353
09/06/2025	Bowling Green	34	98	1	30	29	274	1	31	29	37	0	274	1	31	2	41	0	36	1	0	0	0	372
09/13/2025	Northwestern St.	35	68	0	8	10	34	0	11	10	16	0	34	0	11	3	46	0	21	0	0	0	0	102
09/27/2025	at Kansas	27	152	0	25	19	445	4	93	19	28	0	445	4	93	1	20	0	20	0	0	0	0	597
Opponents		132	428	1	30	91	996	7	93	91	123	0	996	7	93	8	140	0	36	3	3	0	3	1424
Cincinnati		122	766	8	46	80	1152	12	73	80	116	1	1152	12	73	3	59	0	23	6	25	0	7	1918

Opponents Averages

Games	Avg/ rush	Avg/ catch	Pass effic	KR avg	PR avg	All purpose avg/game	Total offense avg/game
4	3.2	10.9	160.8	17.5	1.0	391.8	356.0

Date	Opponent	ua	Tackles			Sacks no-yds	Fumble		Pass Defense			blkd kick	PAT attempts			off		
			a	total	tfl-yds		ff	fr-yds	int-yds	qbh	brup		kick	rush	rcv	saf	t/o	pts
08/28/2025	vs Nebraska	20	32	52	2.0-7	0-0	1	1-0	1-0	1	5	0	2-2	0	0	0	7	20
09/06/2025	Bowling Green	32	20	52	6.0-9	0-0	1	1-0	0-0	0	2	0	2-2	0	0	0	7	20
09/13/2025	Northwestern St.	22	32	54	1.0-1	0-0	0	0-0	0-0	0	1	0	0-0	0	0	0	0	0
09/27/2025	at Kansas	44	30	74	3.0-16	1-11	0	0-0	0-0	8	3	0	4-4	0	0	0	0	34
Opponents		118	114	232	12.0-33	1-11	2	2-0	1-0	9	11	0	8-8	0	0	0	14	74
Cincinnati		114	188	302	22.0-76	10-49	5	2-0	0-0	7	6	0	20-20	0	0	0	7	158

		Punting										Field Goals			Kickoffs				
Date	Opponent	no.	yds	avg	long	blkd	tb	fc	50+	i20	md-att	long	blkd	no.	yds	avg	tb	ob	
08/28/2025	vs Nebraska	4	147	36.8	41	0	0	2	0	3	2-2	52	0	5	297	59.4	2	1	
09/06/2025	Bowling Green	4	153	38.3	44	0	0	3	0	3	2-3	30	0	4	207	51.8	1	1	
09/13/2025	Northwestern St.	9	331	36.8	49	0	0	1	0	0	0-0	0	0	1	0	0.0	0	1	
09/27/2025	at Kansas	2	86	43.0	45	0	0	1	0	1	2-2	35	0	7	453	64.7	6	0	
Opponents		19	717	37.7	49	0	0	7	0	7	6-7	52	0	17	957	56.3	9	3	
Cincinnati		11	525	47.7	62	0	0	2	6	6	6-6	45	0	29	1822	62.8	18	1	

CINCINNATI GAME HIGHS

Cincinnati - Game Highs

RUSHES	37	at Kansas (09/27/2025)
YARDS RUSHING	243	Northwestern St. (09/13/2025)
YARDS PER RUSH	9.3	Northwestern St. (09/13/2025)
TD RUSHES	3	Northwestern St. (09/13/2025)
PASS ATTEMPTS	44	at Kansas (09/27/2025)
PASS COMPLETIONS	29	at Kansas (09/27/2025)
YARDS PASSING	388	at Kansas (09/27/2025)
YARDS PER PASS	15.7	Northwestern St. (09/13/2025)
TD PASSES	7	Northwestern St. (09/13/2025)
TOTAL PLAYS	81	at Kansas (09/27/2025)
TOTAL OFFENSE	605	Northwestern St. (09/13/2025)
YARDS PER PLAY	12.3	Northwestern St. (09/13/2025)
POINTS	70	Northwestern St. (09/13/2025)
SACKS BY	4	Bowling Green (09/06/2025)
FIRST DOWNS	29	at Kansas (09/27/2025)
PENALTIES	9	at Kansas (09/27/2025)
PENALTY YARDS	68	at Kansas (09/27/2025)
TURNOVERS	2	vs Nebraska (N) (08/28/2025)
PUNTS	4	vs Nebraska (N) (08/28/2025)
PUNTING AVG	56.0	Bowling Green (09/06/2025)
LONG PUNT	62	Bowling Green (09/06/2025)
PUNTS INSIDE 20	3	at Kansas (09/27/2025)
LONG PUNT RETURN	7	Northwestern St. (09/13/2025)

OPPONENT GAME HIGHS

Opponent - Game Highs

RUSHES	36	vs Nebraska (N) (08/28/2025)
YARDS RUSHING	152	at Kansas (09/27/2025)
YARDS PER RUSH	5.6	at Kansas (09/27/2025)
TD RUSHES	1	Bowling Green (09/06/2025)
PASS ATTEMPTS	42	vs Nebraska (N) (08/28/2025)
PASS COMPLETIONS	33	vs Nebraska (N) (08/28/2025)
YARDS PASSING	445	at Kansas (09/27/2025)
YARDS PER PASS	15.9	at Kansas (09/27/2025)
TD PASSES	4	at Kansas (09/27/2025)
TOTAL PLAYS	78	vs Nebraska (N) (08/28/2025)
TOTAL OFFENSE	597	at Kansas (09/27/2025)
YARDS PER PLAY	10.9	at Kansas (09/27/2025)
POINTS	34	at Kansas (09/27/2025)
SACKS BY	1	at Kansas (09/27/2025)
FIRST DOWNS	26	at Kansas (09/27/2025)
PENALTIES	5	at Kansas (09/27/2025)
	5	Northwestern St. (09/13/2025)
PENALTY YARDS	42	Northwestern St. (09/13/2025)
TURNOVERS	1	at Kansas (09/27/2025)
	1	Northwestern St. (09/13/2025)
PUNTS	9	Northwestern St. (09/13/2025)
PUNTING AVG	43.0	at Kansas (09/27/2025)
LONG PUNT	49	Northwestern St. (09/13/2025)
PUNTS INSIDE 20	3	Bowling Green (09/06/2025)
	3	vs Nebraska (N) (08/28/2025)
LONG PUNT RETURN	3	vs Nebraska (N) (08/28/2025)

BIG 12 CONFERENCE RANKINGS

Offense					Defense			
Team	Rushing	Passing	Total Off.	Scoring	Rushing	Passing	Total Def.	Scoring
Arizona	14	11	14	13	4	4	4	5
Arizona St.	3	9	5	9	3	16	10	11
BYU	4	16	12	7	2	3	1	1
Baylor	8	1	1	3	14	10	15	16
Cincinnati	9	6	8	5	5	9	6	8
Colorado	11	8	10	12	16	12	16	12
Houston	13	14	15	13	6	2	3	3
Iowa St.	10	5	7	5	8	8	8	6
Kansas	5	3	4	3	11	15	13	10
Kansas St.	12	10	13	11	15	7	11	13
Oklahoma St.	15	15	16	16	13	13	14	15
TCU	16	4	9	8	7	11	9	9
Texas Tech	6	2	3	1	1	5	2	2
UCF	7	12	11	10	9	1	5	4
Utah	1	7	2	2	10	6	7	7
West Virginia	2	13	6	15	12	14	12	14

Team	Kick ret.	Punt ret.	Interceptions	Sacks	TFL	Turnover Mar.
Arizona	11	5	2	10	3	2
Arizona St.	10	13	11	1	1	2
BYU	8	1	6	2	7	1
Baylor	2	11	15	13	12	16
Cincinnati	14	15	15	13	12	14
Colorado	3	10	13	15	11	10
Houston	7	8	4	9	12	2
Iowa St.	15	2	3	12	7	6
Kansas	4	3	9	6	2	8
Kansas St.	1	13	10	3	3	8
Oklahoma St.	13	12	14	16	12	10
TCU	6	16	5	5	7	13
Texas Tech	11	9	7	8	12	5
UCF	5	7	12	11	7	6
Utah	16	4	1	3	5	10
West Virginia	9	6	8	7	6	15

SCORING DRIVES

AUG. 28 VS. NEBRASKA

SCORING PLAY	QTR	CLOCK	PLAYS	YDS	TIME
Rusnak 45-yard field goal	1	4:47	8	38	4:13
Sorsby 7-yard run	3	6:53	10	57	3:32
Sorsby 1-yard run	4	7:15	9	75	3:21

SEPT. 6 VS. BOWLING GREEN

SCORING PLAY	QTR	CLOCK	PLAYS	YDS	TIME
Allen 44-yard pass from Sorsby	1	7:23	3	64	1:00
Allen 2-yard pass from Sorsby	2	13:17	7	65	2:55
Caldwell 9-yard pass from Sorsby	2	6:11	7	89	3:08
Rusnak 40-yard field goal	3	12:58	6	55	1:58
Sorsby 9-yard run	3	0:24	8	75	4:49
Rusnak 23-yard field goal	4	6:12	10	60	4:23

SEPT. 13 VS. NORTHWESTERN STATE

SCORING PLAY	QTR	CLOCK	PLAYS	YDS	TIME
Royer 21-yard pass from Sorsby	1	13:24	4	65	1:36
Goodie 55-yard pass from Sorsby	1	11:18	1	55	0:09
Walker 10-yard pass from Sorsby	1	7:07	4	42	1:43
Royer 2-yard pass from Sorsby	1	4:11	3	45	1:14
Johnson 8-yard pass from Sorsby	1	2:46	2	30	0:30
Sorsby 23-yard run	2	9:40	8	80	3:41
Walker 15-yard run	2	5:38	6	67	2:26
Allen 29-yard pass from Lichtenberg	2	0:16	3	53	0:43
Williams 3-yard run	3	4:14	7	70	3:32
Johnson 42-yard pass from Jones	4	5:00	5	69	2:45

SEPT. 27 AT KANSAS

SCORING PLAY	QTR	CLOCK	PLAYS	YDS	TIME
Walker 2-yard run	1	6:10	13	75	5:32
Rusnak 29-yard field goal	2	14:23	11	61	5:25
Allen 10-yard pass from Sorsby	2	7:09	7	75	2:51
Rusnak 43-yard field goal	2	0:00	7	68	0:47
Allen 14-yard pass from Sorsby	3	8:54	5	82	2:38
Rusnak 24-yard field goal	3	1:24	14	69	7:20
Walker 2-yard run	4	0:29	10	75	1:16

LONG PLAYS

LONG PLAYS (20-YARDS OR MORE)

YDS.	TYPE	PLAYER(S)	OPP.
73	Pass	Royer from Sorsby	Bowling Green
55*	Pass	Goodie from Sorsby	Northwestern State
46	Run	Pryor rush middle	at Kansas
44*	Pass	Allen from Sorsby	Bowling Green
44*	Pass	Goodie from Sorsby	Northwestern State
42	Pass	Johnson from Jones	Northwestern State
39	Pass	Caldwell from Sorsby	Bowling Green
37	Pass	Allen from Sorsby	at Kansas
33	Pass	Johnson from Sorsby	at Kansas
33	Pass	Grover from Sorsby	at Kansas
31	Pass	Royer from Sorsby	Bowling Green
29	Run	Sorsby rush middle	vs. Nebraska
29	Pass	Caldwell from Sorsby	Bowling Green
29	Pass	Goodie from Sorsby	at Kansas
29*	Pass	Allen from Lichtenberg	Northwestern State
28	Pass	Caldwell from Sorsby	Northwestern State
25	Pass	Allen from Sorsby	at Kansas
24	Run	Covey rush left	Northwestern State
23	Pass	Goodie from Sorsby	Bowling Green
23*	Run	Sorsby rush middle	Northwestern State
22	Run	Walker rush right	Northwestern State
21*	Pass	Royer from Sorsby	Northwestern State
21	Run	Lichtenberg rush right	Northwestern State
21	Pass	Goodie from Sorsby	at Kansas
20	Pass	Caldwell from Sorsby	Bowling Green
20	Run	Pryor rush left	Northwestern State
20	Pass	Royer from Sorsby	at Kansas

* Touchdown scored on play

MILESTONE GAMES / LONGEST PLAYS ALL-TIME

CURRENT PLAYERS SUPERLATIVES

300 YARDS PASSING

BRENDAN SORSBY - 2

YDS	NAME	OPPONENT	DATE
426	Brendan Sorsby	at Texas Tech	9/28/24
388	Brendan Sorsby	at Kansas	9/27/25
383	Brendan Sorsby	Towson	8/31/24
333	Brendan Sorsby	Bowling Green	9/6/25

100 YARDS RUSHING

BRENDAN SORSBY - 1

YDS	NAME	OPPONENT	DATE
143	Brendan Sorsby	at Iowa State	11/16/24

EVAN PRYOR - 1

YDS	NAME	OPPONENT	DATE
101	Evan Pryor	Towson	8/31/24

TAWEE WALKER - 4 (2 FOR OKLAHOMA, 2 FOR WISCONSIN)

YDS	NAME	OPPONENT	DATE
198	Tawee Walker [^]	at Rutgers	10/12/24
146	Tawee Walker [#]	at Kansas	10/28/23
126	Tawee Walker [^]	at Northwestern	10/19/24
117	Tawee Walker [#]	SMU	9/9/23

[^]While at Wisconsin

[#]While at Oklahoma

CHANCE WILLIAMS - 3

YDS	NAME	OPPONENT	DATE
174	Chance Williams*	Texas Southern	9/23/23
119	Chance Williams*	Bethune-Cookman	10/28/23
106	Chance Williams*	at LSU	9/9/23

*While at Grambling

100 YARDS RECEIVING

CYRUS ALLEN - 5 (ALL AT LOUISIANA TECH)

YDS	NAME	OPPONENT	DATE
170	Cyrus Allen	Sam Houston	11/11/23
128	Cyrus Allen	at Kansas	9/27/25
121	Cyrus Allen	at Missouri	9/1/22
109	Cyrus Allen	Middle Tennessee	11/5/22
103	Cyrus Allen	at Middle Tennessee	10/10/23
102	Cyrus Allen	at Nebraska	9/23/23

JEFF CALDWELL - 7

YDS	NAME	OPPONENT	DATE
185	Jeff Caldwell [^]	at Western Illinois	9/16/23
174	Jeff Caldwell [^]	at Gardner-Webb	10/19/24
153	Jeff Caldwell [^]	St. Thomas	9/21/24
138	Jeff Caldwell [^]	at Illinois State	9/23/23
137	Jeff Caldwell [^]	at Missouri State	9/14/24
115	Jeff Caldwell [^]	at Eastern Illinois	9/28/24
109	Jeff Caldwell	Bowling Green	9/6/25

[^]While at Lindenwood

MANNY COVEY - 1

YDS	NAME	OPPONENT	DATE
100	Manny Covey	at Texas Tech	9/28/24

CALEB GOODIE - 1 (AT COLORADO STATE)

YDS	NAME	OPPONENT	DATE
106	Caleb Goodie	Northwestern State	9/13/25
103	Caleb Goodie	at Air Force	10/19/24

ISAIAH JOHNSON - 1 (AT WESTERN CAROLINA)

YDS	NAME	OPPONENT	DATE
117	Isaiah Johnson	at Furman	10/19/24

EVAN PRYOR - 1

YDS	NAME	OPPONENT	DATE
100	Evan Pryor	West Virginia	11/9/24

NOAH JENNINGS - 1 (AT CHARLESTON SOUTHERN)

YDS	NAME	OPPONENT	DATE
204	Noah Jennings	at Robert Morris	11/11/23

JOE ROYER - 1

104	Joe Royer	Bowling Green	9/6/25
-----	------------------	----------------------	---------------

LONGEST PLAYS

ALL PLAYS

1.	100 (KR)	Jadon Thompson vs. ECU (TD).....	2022
	100 (KR)	Darrin Williams vs. SEMO (TD)	2009
	100 (KR)	Mardy Gilyard at West Virginia (TD).....	2008
	100 (KR)	Walter Heuck vs. Denison (TD).....	1910
5.	99 (KR)	Tre Tucker at Indiana (TD).....	2021
	99 (KR)	Mardy Gilyard at Pittsburgh (TD).....	2009
	99 (KR)	Keith Jenkins vs. Houston (TD).....	1975
8.	98 (PR)	Errol Prisby vs. North Texas State (TD)	1963
	96 (I)	Bob Del Rosa vs. Oklahoma State (TD)	1958
10.	95 (P)	Greg Cook to Tom Rossley vs. Louisville (TD)	1968
11.	92 (FdB)	DeLuan Gossett vs. Tulane (TD)	1998
12.	91 (R)	Desmond Ridder at SMU (TD)	2020
	91 (P)	Eric Vibberts to James Scott vs. ECU (TD)	1994
	91 (R)	Joe Miller vs. Xavier (TD)	1953

RUSHING

1.	91	Desmond Ridder @ SMU (TD)	2020
	91	Joe Miller vs. Xavier (TD).....	1953
2.	84	Hosey Williams vs. UConn.....	2015
3.	81	Michael Warren II (TD) vs. Tulane	2018
	80	Isaiah Pead vs. Miami (OH) (TD)	2010
	80	Allen Harvin vs. Miami (OH).....	1982
	80	Art Bailey vs. Southern Miss (TD)	1977
	80	Bill Bailey vs. Kansas State (TD).....	1965
	80	Dick Goist vs. William & Mary (TD)	1953
8.	79	Jerome Ford vs. Houston (TD).....	2021
	79	Jerome Ford vs. UCF (TD)	2021
	79	Kahlil Lewis at Purdue	2016
	79	Richard Hall vs. Miami (OH).....	2004
	79	Reggie Harrison vs. Louisville (TD)	1972

PASSING

1.	95	Greg Cook to Tom Rossley vs. Louisville (TD).....	1968
2.	91	Eric Vibberts to James Scott vs. ECU (TD)	1994
3.	88	Gunner Kiel to Mekale McKay vs. Temple (TD)	2015
4.	83	Gunner Kiel to Chris Moore at Ohio State (TD)	2014
	83	Brendon Kay to Travis Kelce vs. Duke (TD)	2012
	83	Nick Davila to Brent Celek vs. Rutgers (TD).....	2006
7.	82	Hayden Moore to Devin Gray at Tulsa (TD)	2016
	82	Eric Vibberts to Robert Tate vs. Kansas (TD)	1995
	82	Brig Owens to Errol Prisby vs. Dayton (TD)	1964
10.	81	Desmond Ridder to Tyler Scott vs. Miami (OH) (TD)	2021
	81	Zach Collaros to Armon Binns at Syracuse (TD)	2009
12.	80	Brendan Sorsby to Evan Pryor vs. WVU (TD).....	2024

FIELD GOALS

1.	58	Jon Bacon vs. Miami (OH).....	1994
2.	55	Nathan Hawks at Miami (OH).....	2024
	55	Jake Rogers vs. Oregon State.....	2007
4.	54	Carter Brown vs. Oklahoma	2023
	54	Jake Rogers at Connecticut	2008
	54	Dan Shepherd vs. Tulsa.....	1975
7.	53	Jake Rogers at Hawai'i.....	2008
	53	Sal Casola vs. Memphis.....	1973
9.	52	Ryan Coe at SMU.....	2022
	52	Alex Bales vs. Navy.....	2021
11.	51	Nathan Hawks at UCF.....	2024
	51	Andrew Gantz vs. Miami (Fla.).....	2015
	51	Steve Schultz vs. Miami (OH).....	1976
14.	50	Nathan Hawks at Miami (OH).....	2024
	50	Cole Smith vs. Tulsa	2019
	50	Andrew Gantz at East Carolina.....	2015
	50	Jake Rogers vs. Rutgers	2008
	50	Eric Richards vs. Southern Miss.....	1997
	50	Phil Insalaco vs. Miami (OH)	1988

KICKOFF RETURN

1.	100	Jadon Thompson vs. ECU (TD).....	2022
	100	Darrin Williams vs. SEMO (TD).....	2009
	100	Mardy Gilyard at West Virginia (TD).....	2008
	100	Walter Heuck vs. Denison (TD)	1910
3.	99	Tre Tucker vs. Indiana (TD)	2021
	99	Mardy Gilyard at Pittsburgh (TD).....	2009
	99	Keith Jenkins vs. Houston (TD)	1975

PUNT RETURN

1.	98	Errol Prisby vs. North Texas State (TD).....	1963
2.	85	Dom Del Bene vs. Hardin-Simmons (TD).....	1951
3.	84	Joe Morrison vs. Marquette (TD).....	1956
4.	78	Tinker Keck vs. Louisville (TD).....	1997
	78	Tony Jackson vs. Dayton (TD).....	1967

PUNTS

1.	84	Mason Fletcher at SMU	2022
2.	78	Mike Connell vs. Louisiana-Lafayette.....	1976
3.	76	Pat O'Donnell vs. NC State	2011
4.	75	Clem Fennell at Louisville.....	1971
5.	72	James Smith at Temple.....	2018
	72	Doug Johnson vs. Memphis	1997
7.	69	Adam Wulfbeck at Army.....	2001
8.	68	Jeff Blaylock at Tulsa	1993
9.	67	Mason Fletcher vs. Miami (Ohio).....	2022
	67	Shaun Burdick vs. Virginia Tech	1985
	67	Dave Ritchie at Houston.....	1959

INTERCEPTION RETURN

1.	96	Bob Del Rosa vs. Oklahoma State (TD).....	1958
2.	88	Joe Morrison vs. Dayton (TD).....	1956
3.	87	Joe Morrison vs. Wichita State (TD)	1956
4.	84	DeAngelo Smith vs. Rutgers (TD).....	2006
5.	83	Shawn Ferguson vs. Memphis (TD)	1998
	83	Art Sheffield vs. Indiana State (TD)	1988
7.	80	Gene Gibson vs. Mississippi State (TD).....	1949
8.	79	Mike Mickens vs. South Florida (TD).....	2007
9.	78	Barry Maroney vs. Dayton (TD)	1956
10.	77	Greg Butler vs. Villanova (TD).....	1972

FUMBLE RETURN

1.	92	DeLuan Gossett vs. Tulane (TD).....	1998
2.	82	Ivan Fields @ Memphis (TD).....	2000
3.	76	Deven Drane vs. Fordham (TD).....	2012
4.	75	John Vitro vs. Richmond (TD).....	1975
5.	74	Maalik Bomar vs. Akron (TD)	2011
6.	53	Grant Coleman vs. Houston	2016
7.	43	Fran Callicott vs. North Texas (TD).....	2002
8.	39	Kevin McCullough vs. USF (TD).....	2006
9.	39	Antwan Peek @ Temple.....	2002
10.	32	Jim O'Connell @ Ohio (TD).....	1977

OFFENSIVE RECORDS - RUSHING

RUSHING
GAME RECORDS

Rushing Attempts

1.	45	Steve Cowan vs. Ohio.....	1970
2.	41	DeMarco McCleskey vs. ECU.....	1998
3.	39	Lloyd Pate vs. Wichita State.....	1967
4.	37	Robert Cooper vs. Miami (OH).....	1999
5.	36	Robert Cooper vs. Memphis.....	1999
	36	Daryl Royal vs. Miami (OH).....	1996
	36	Reggie Taylor vs. Miami (OH).....	1986
	36	David Small vs. Toledo.....	1993
9.	35	Reggie Harrison at Ohio.....	1973
	35	DeMarco McCleskey vs. Houston.....	1998
	35	Michael Warren II at UCLA.....	2018

Rushing Yards

1.	306	Bob Hynes vs. Case Western Reserve.....	1923
2.	282	Daryl Royal vs. Miami (OH).....	1996
3.	267	Clem Turner vs. Kansas State.....	1966
4.	266	Steve Cowan vs. Ohio.....	1970
5.	259	Reggie Taylor vs. Miami (OH).....	1986
6.	238	Richard Hall vs. Miami (OH).....	2004
7.	234	DeMarco McCleskey vs. ECU.....	1998
8.	233	David Small vs. Kent State.....	1992
9.	219	David Small vs. Middle Tennessee State.....	1991
10.	213	Isaiah Pead vs. Rutgers.....	2010

Rushing Touchdowns

1.	6	Ike Stewart vs. Transylvania.....	1912
	6	Bob Heuck vs. Transylvania.....	1912
3.	4	six times, last by Jerome Ford vs. UCF.....	2021
		and Isaiah Pead vs. Rutgers.....	2010

Three Backs with 100+ Yards in a Game

1970	vs. Xavier	Albert Johnson.....	130
		Dick James.....	119
		Steve Cowan.....	105

Two Backs with 100+ Yards in a Game

2024	at Iowa State	Brendan Sorsby.....	143
		Corey Kiner.....	120
2023	vs UCF	Corey Kiner.....	114
		Ryan Montgomery.....	113
	vs Baylor	Corey Kiner.....	129
		Myles Montgomery.....	103
	vs Miami (Ohio)	Ryan Montgomery.....	104
		Emory Jones.....	101
2018	vs. ECU	Charles McClelland.....	114
		Tavion Thomas.....	106
	vs. AAMU	Tavion Thomas.....	141
		Charles McClelland.....	121
2015	vs. UConn	Hosey Williams.....	140
		Mike Boone.....	117
2014	at Tulane	Rod Moore.....	124
		Mike Boone.....	113
2003	vs. ECU	Derrick Eddington.....	138
		Richard Hall.....	117
1991	at Kent State	Vince Powell.....	121
		David Small.....	118
1991	at Louisville	Vince Powell.....	140
		David Small.....	111
1985	at Louisville	Reggie Taylor.....	126
		Robert Williams.....	100
1977	vs. Tulsa	Gus Tucker.....	143
		Bob Massong.....	101
1966	vs. Kansas State	Clem Turner.....	267
		Tony Jackson.....	118
1964	vs. Tulsa	Brig Owens.....	163
		Al Nelson.....	106

RUSHING
SEASON RECORDS

Rushing Attempts

1.	315	DeMarco McCleskey.....	2002
2.	264	Reggie Taylor.....	1985
3.	261	Michael Warren II.....	2019
4.	256	Reggie Taylor.....	1986
5.	246	James Bettis.....	1981
6.	244	Michael Warren II.....	2018
7.	243	George Winn.....	2012
8.	239	Steve Cowan.....	1970
9.	237	Isaiah Pead.....	2011
10.	233	Allen Harvin.....	1978

Rushing Yards (1,000+)

1.	1,361	DeMarco McCleskey.....	2002
2.	1,334	George Winn.....	2012
3.	1,329	Michael Warren II.....	2018
4.	1,325	Reggie Taylor.....	1986
5.	1,319	Jerome Ford.....	2021
6.	1,283	Allen Harvin.....	1978
7.	1,265	Michael Warren II.....	2019
8.	1,259	Isaiah Pead.....	2011
9.	1,245	Robert Cooper.....	1999
10.	1,226	James Bettis.....	1981
11.	1,197	Steve Cowan.....	1970
12.	1,179	David Small.....	1993
13.	1,161	Allen Harvin.....	1982
14.	1,153	Corey Kiner.....	2024
15.	1,112	Reggie Taylor.....	1985
16.	1,106	James Bettis.....	1980
17.	1,047	Corey Kiner.....	2023
18.	1,029	Isaiah Pead.....	2010
19.	1,021	Reggie Taylor.....	1984
20.	1,012	Richard Hall.....	2004
21.	1,004	David Small.....	1991

Rushing Average (Minimum 50 Attempts)

1.	8.77	Dick Goist.....	1953
2.	7.70	Charles McClelland.....	2018
3.	7.62	Joe Miller.....	1953
4.	7.54	Jim Niemann.....	1954
5.	7.20	Mike Boone.....	2015
6.	7.05	Roger Stephens.....	1947
7.	6.70	Isaiah Pead.....	2010
8.	6.60	Isaiah Pead.....	2010
9.	6.48	Myles Montgomery.....	2023
10.	6.40	Mike Boone.....	2014

Rushing Touchdowns

1.	19	Jerome Ford.....	2021
	19	Michael Warren II.....	2018
3.	17	David Small.....	1993
4.	15	DeMarco McCleskey.....	2002
5.	14	Michael Warren II.....	2019
6.	13	George Winn.....	2012
	13	Al Nelson.....	1964
8.	12	Isaiah Pead.....	2011
9.	11	six times, last by DeMarco McCleskey.....	1998

100-Yard Games

1.	8	Reggie Taylor.....	1986
2.	7	Michael Warren II.....	2018 / 2019
	7	James Bettis.....	1981
	7	Allen Harvin.....	1978
5.	6	eight times, last by Corey Kiner.....	2023 / 2024

Consecutive 100-Yard Games

1.	5	Allen Harvin.....	1978
	5	James Bettis.....	1980
	5	Reggie Taylor.....	1986
	5	David Small.....	1993
5.	4	six times, last by Michael Warren II.....	2018

RUSHING
CAREER RECORDS

Rushing Attempts

1.	876	Reggie Taylor.....	1983-86
2.	777	DeMarco McCleskey.....	1998, 2000-02
3.	630	David Small.....	1991-93
4.	593	Allen Harvin.....	1978-82
5.	561	Robert Cooper.....	1996-99
6.	559	Michael Warren II.....	2017-19
7.	545	Isaiah Pead.....	2008-11
8.	533	James Bettis.....	1978-81
9.	502	Desmond Ridder.....	2018-21
10.	495	Al Johnson.....	1969-71

Rushing Yards

1.	4,242	Reggie Taylor.....	1983-86
2.	3,487	DeMarco McCleskey.....	1998, 2000-02
3.	3,288	Isaiah Pead.....	2008-11
4.	2,998	Allen Harvin.....	1978-82
5.	2,963	David Small.....	1991-93
6.	2,918	Michael Warren II.....	2017-19
7.	2,786	Robert Cooper.....	1996-99
8.	2,562	Corey Kiner.....	2022-24
9.	2,498	James Bettis.....	1978-81
10.	2,250	Mike Boone.....	2014-17

Rushing Average (Min. 150 Attempts)

1.	6.65	Roger Stephens.....	1946-48
2.	6.28	Jerome Ford.....	2020-21
3.	6.12	Charles McClelland.....	2018-22
4.	6.07	Dom Del Bene.....	1951-53
5.	6.00	Isaiah Pead.....	2008-11
6.	5.72	Joe Miller.....	1953-55
7.	5.60	Gerrid Doaks.....	2016-
8.	5.52	Bill Bailey.....	1963-65
9.	5.40	Mike Boone.....	2014-17
10.	5.37	Corey Kiner.....	2022-24

Rushing Touchdowns

1.	37	DeMarco McCleskey.....	1998, 2000-02
2.	34	Michael Warren II.....	2017-19
3.	31	David Small.....	1991-93
4.	28	Desmond Ridder.....	2018-21
5.	27	Jerome Ford.....	2020-21
	27	Isaiah Pead.....	2008-11
7.	25	Reggie Harrison.....	1971-73
8.	24	Mike Boone.....	2014-17
	24	Reggie Taylor.....	1983-86
10.	22	Bob Heuck.....	1910-12

300-Yard Games

1.	1	Bob Hynes.....	1923
----	---	----------------	------

200-Yard Games

1.	4	David Small.....	1991-93
2.	2	Robert Cooper.....	1999
3.	1	10 tied, last by Mike Boone (212).....	2014

100-Yard Games

1.	21	Reggie Taylor.....	1983-86
2.	14	Michael Warren II.....	2017-19
	14	DeMarco McCleskey.....	1998, 2000-02
	14	David Small.....	1991-93
5.	13	James Bettis.....	1978-81
6.	12	Allen Harvin.....	1978-82
	12	Corey Kiner.....	2022-24
8.	11	Isaiah Pead.....	2008-11
9.	9	Robert Cooper.....	1996-99
	9	Al McKinney.....	1985-88

OFFENSIVE RECORDS - PASSING

PASSING
GAME RECORDS

Passing Attempts

1.	59	Deontey Kenner vs. Southern Miss.	1999
2.	57	Gunner Kiel at Miami (Fla.)	2014
3.	56	Hayden Moore at UConn	2016
	56	Greg Cook vs. Ohio	1968
5.	53	Hayden Moore at Memphis	2015
	53	Zach Collaros vs. USF	2010

Passing Completions

1.	35	Deontey Kenner vs. Southern Miss.	1999
	35	Greg Cook vs. Ohio	1968
3.	33	Desmond Ridder at SMU	2018
4.	32	Tony Pike vs. Illinois	2009
5.	31	Brendan Sorsby at Texas Tech	2024
	31	Desmond Ridder at USF	2021
	31	Hayden Moore at Memphis	2015
	31	Gunner Kiel at Miami (Fla.)	2014
	31	Gino Guidugli vs. Army	2001
	31	Greg Cook vs. Miami (OH)	1968

Passing Yards

1.	557	Hayden Moore at Memphis	2015
2.	554	Greg Cook vs. Ohio	1968
3.	523	Gunner Kiel at Houston	2015
4.	480	Zach Collaros vs. Connecticut	2009
5.	463	Zach Collaros vs. USF	2010
6.	436	Gunner Kiel vs. ECU	2014
7.	431	Ben Mauk vs. Syracuse	2007
8.	427	Gunner Kiel vs. Temple	2015
9.	426	Brendan Sorsby at Texas Tech	2024
10.	418	Gunner Kiel vs. Toledo	2014

Passing Touchdowns

1.	6	Gunner Kiel vs. Toledo	2014
	6	Tony Pike vs. Illinois	2009
3.	5	Brendan Sorsby vs. Northwestern State	2025
	5	Emory Jones vs. ECU	2023
	5	Gunner Kiel vs. UCF	2015
	5	Zach Collaros at Louisville	2010
	5	Gino Guidugli vs. Southern Miss.	2004
8.	4	26 times, last by Brendan Sorsby at Texas Tech	2024

Pass Interceptions

1.	6	Mike Shoemaker vs. Xavier	1972
----	---	---------------------------	------

PASSING
SEASON RECORDS

Passing Attempts

1.	472	Gino Guidugli	2002
2.	425	Gino Guidugli	2003
3.	411	Greg Cook	1968
4.	390	Gunner Kiel	2014
5.	389	Brendan Sorsby	2024
6.	386	Ben Mauk	2007
7.	383	Zach Collaros	2010
8.	379	Deontey Kenner	1999
9.	369	Danny McCoin	1986
10.	360	Brendon Kay	2013

Passing Completions

1.	258	Gino Guidugli	2002
2.	251	Desmond Ridder	2021
3.	248	Brendan Sorsby	2024
4.	247	Brendon Kay	2013
5.	237	Danny McCoin	1986
6.	235	Ben Mauk	2007
7.	233	Gunner Kiel	2014
8.	227	Gino Guidugli	2003
9.	225	Zach Collaros	2010
10.	219	Greg Cook	1968

PASSING
SEASON RECORDS (CONT.)

Passing Yards

1.	3,543	Gino Guidugli	2002
2.	3,334	Desmond Ridder	2021
3.	3,272	Greg Cook	1968
4.	3,254	Gunner Kiel	2014
5.	3,121	Brendon Kay	2013
	3,121	Ben Mauk	2007
7.	2,902	Zach Collaros	2010
8.	2,831	Danny McCoin	1986
9.	2,813	Brendan Sorsby	2024
10.	2,777	Gunner Kiel	2015

Passing Completion Percentage (Min. 100 Att.)

1.	.750	Zach Collaros	2009
2.	.692	Brendan Sorsby (74-107, current)	2025
3.	.686	Brendon Kay	2013
4.	.652	Gunner Kiel	2015
5.	.649	Desmond Ridder	2021
	.642	Danny McCoin	1986
7.	.640	Brendan Sorsby	2024
8.	.630	Brendon Kay	2012
9.	.626	Eric Vibberts	1994
10.	.624	Desmond Ridder	2018
	.624	Tony Pike	2009
12.	.614	Gino Guidugli	2004
	.614	Tony Pike	2008

Passing Yards per Completion (Min. 50 Completions)

1.	18.74	Albert Johnson	1969
2.	16.22	Gene Rossi	1951
3.	15.59	Gene Rossi	1952
4.	15.42	Zach Collaros	2009
5.	15.07	Greg Cook	1967
6.	14.98	Mike Murphy	1954
7.	14.97	Tom O'Malley	1949
8.	14.94	Greg Cook	1968
9.	14.92	Brendon Kay	2012
10.	14.71	Gene Rossi	1950

Passing Efficiency (Min. 100 Attempts)

1.	195.53	Zach Collaros	2009
2.	180.00	Brendan Sorsby (current)	2025
3.	163.07	Brendon Kay	2013
4.	158.70	Desmond Ridder	2021
5.	155.50	Brendon Kay	2012
6.	151.89	Gunner Kiel	2015
7.	151.85	Nick Davila	2006
8.	150.64	Ben Mauk	2007
9.	149.82	Tony Pike	2009
10.	149.74	Gene Rossi	1952
11.	149.39	Gunner Kiel	2014

Passing Touchdowns

1.	31	Gunner Kiel	2014
	31	Ben Mauk	2007
3.	30	Desmond Ridder	2021
4.	29	Tony Pike	2009
5.	26	Zach Collaros	2010
	26	Gino Guidugli	2004
7.	25	Greg Cook	1968
8.	22	Brendon Kay	2013
	22	Gino Guidugli	2002
10.	21	Ben Bryant	2022

Pass Interceptions

1.	21	Gino Guidugli	2002
2.	20	Troy Bodine	1984
3.	19	Eric Vibberts	1995
4.	17	Greg Cook	1968
5.	16	Lance Harp	1992

PASSING
SEASON RECORDS (CONT.)

Passing Touchdown-Interception Margin

1.	+23	Tony Pike	2009
2.	+22	Desmond Ridder	2021
	+22	Ben Mauk	2007
4.	+18	Gunner Kiel	2014
	+18	Gino Guidugli	2004

PASSING
CAREER RECORDS

Passing Attempts

1.	1,556	Gino Guidugli	2001-04
2.	1,304	Desmond Ridder	2018-21
3.	954	Hayden Moore	2015-18
4.	922	Deontey Kenner	1997-2000
5.	899	Danny McCoin	1984-87
6.	833	Gunner Kiel	2014-16
7.	788	Lance Harp	1991-93
8.	783	Zach Collaros	2008-11
9.	682	Tony Pike	2007-09
10.	658	Danny Barrett	1980-82

Passing Completions

1.	880	Gino Guidugli	2001-04
2.	810	Desmond Ridder	2018-21
3.	545	Hayden Moore	2015-18
4.	544	Danny McCoin	1984-87
5.	505	Gunner Kiel	2014-16
6.	498	Deontey Kenner	1997-2000
7.	485	Zach Collaros	2008-11
8.	421	Tony Pike	2007-09
9.	397	Lance Harp	1991-93
10.	388	Dustin Grutza	2005-08

Completion Percentage (Min. 200 Att.)

1.	.654	Brendon Kay	2009-13
2.	.651	Brendan Sorsby (current)	2024-Present
3.	.624	Zach Collaros	2008-10
4.	.621	Desmond Ridder	2018-21
5.	.617	Tony Pike	2007-09
6.	.615	Ben Bryant	2018-20, 2022
7.	.612	Emory Jones	2023
8.	.609	Ben Mauk	2007
9.	.606	Gunner Kiel	2014-16
10.	.605	Danny McCoin	1984-87
11.	.601	Dustin Grutza	2005-08

Passing Yards

1.	11,453	Gino Guidugli	2001-04
2.	10,239	Desmond Ridder	2018-21
3.	6,835	Gunner Kiel	2014-16
4.	6,801	Danny McCoin	1984-87
5.	6,518	Hayden Moore	2015-18
6.	6,278	Zach Collaros	2008-11
	6,278	Deontey Kenner	1997-2000
8.	5,018	Tony Pike	2007-09
9.	4,906	Greg Cook	1966-68
10.	4,803	Lance Harp	1991-93

Passing Yards Per Completion (Min. 100 Comp.)

1.	16.18	Mike Murphy	1953-55
2.	15.86	Albert Johnson	1969-71
3.	15.58	Gene Rossi	1949-52
4.	14.78	Greg Cook	1966-68
5.	14.38	Tom O'Malley	1947-49
6.	14.33	Brig Owens	1963-64
7.	13.84	Tony Kapetanis	1977-79
8.	13.82	Chad Plummer	1995-98
9.	13.59	Zach Collaros	2008-10
10.	13.53	Gunner Kiel	2014-16

OFFENSIVE RECORDS - PASSING & RECEIVING

PASSING

CAREER RECORDS (CONT.)

Touchdown Passes

1.	87	Desmond Ridder	2018-21
2.	78	Gino Guidugli	2001-04
3.	56	Gunner Kiel	2014-16
4.	51	Zach Collaros	2008-10
5.	49	Tony Pike	2007-09
6.	42	Hayden Moore	2015-18
7.	39	Danny McCoin	1984-87
8.	37	Gene Rossi	1949-52
9.	34	Greg Cook	1966-68
10.	32	Brendon Kay	2009-13
--	28	Brendan Sorsby	2024-present

Pass Interceptions

1.	48	Gino Guidugli	2001-04
2.	37	Deontey Kenner	1997-2000
3.	37	Danny Barrett	1979-82
4.	35	Greg Cook	1966-68
5.	34	Gene Rossi	1949-52
34		Tony Kapetanis	1977-79
7.	33	Lance Harp	1991-93
8.	28	Desmond Ridder	2018-21
28		Hayden Moore	2015-18
28		Troy Bodine	1983-84
28		Henry Miller	1973-76

Passing Touchdown-Interception Margin

1.	+59	Desmond Ridder	2018-21
2.	+30	Gino Guidugli	2001-04
	+30	Gunner Kiel	2014-16
4.	+29	Tony Pike	2007-09
5.	+22	Ben Mauk	2007
6.	+20	Zach Collaros	2008-10
	+20	Brendan Sorsby (current)	2024-present

Consecutive 250+ Yard Passing Games

1.	8	Greg Cook	1968
2.	7	Brendon Kay	2013

RECEIVING

GAME RECORDS

Receptions

1.	15	Shaq Washington at ECU	2015
2.	13	Tom Rossley vs. Wichita State	1968
	13	Jon Olinger vs. Miami (OH)	2002
4.	12	8 times, last by Xzavier Henderson vs. Miami (OH)	2023

Receiving Yards

1.	254	Tom Rossley vs. Louisville	1968
2.	240	Jon Olinger vs. Miami (OH)	2002
3.	221	Chris Moore at Ohio State	2014
	212	Jim O'Brien vs. Ohio	1968
4.	210	Marcus Barnett vs. West Virginia	2007
5.	203	Kahlil Lewis vs. ECU	2018
6.	196	Jim O'Brien vs. Tampa	1968

Receiving Touchdowns

1.	3	Tyler Scott vs. Indiana	2022
	3	Kahlil Lewis vs. ECU	2016
	3	Chris Moore at Ohio State	2014
	3	Armon Binns at Louisville	2010
	3	Marcus Barnett vs. Syracuse	2007
	3	Hannibal Thomas vs. Southern Miss.	2004
	3	Jon Olinger at ECU	2002
	3	Deno Foster at Louisville	1983
	3	Jim O'Brien vs. Tampa	1968

RECEIVING

SEASON RECORDS

Receptions

1.	90	Shaq Washington	2015
2.	87	Mardy Gilyard	2009
3.	84	Dominick Goodman	2008
4.	81	Mardy Gilyard	2008
5.	80	Tom Rossley	1968*
6.	75	Armon Binns	2010
	75	Shaq Washington	2013
8.	73	LaDaris Vann	2001
9.	71	LaDaris Vann	2002
10.	68	Dominick Goodman	2007

*-10 game season

Receiving Yards

1.	1,276	Mardy Gilyard	2008
2.	1,191	Mardy Gilyard	2009
3.	1,114	Jon Olinger	2002
4.	1,107	Jim O'Brien	1968*
5.	1,101	Armon Binns	2010
6.	1,072	Tom Rossley	1968*
7.	1,028	Dominick Goodman	2008
	1,028	Hannibal Thomas	2004
9.	982	Shaq Washington	2015
	908	Anthony McClung	2013

*-10 game season

Yards Per Reception (Min. 20 Rec.)

1.	25.16	Jim O'Brien	1968*
2.	22.40	Chris Moore	2014
3.	21.80	Chris Moore	2015
4.	21.75	Jason Stargel	1985
5.	21.25	Jason Stargel	1983
6.	21.04	Jim O'Brien	1969
7.	20.62	Jon Olinger	2002
8.	19.67	Aaron Hagans	1979
9.	19.48	Anthony Ladd	1996
10.	19.46	Robert Tate	1995

*-10 game season

RECEIVING

SEASON RECORDS (CONT.)

Touchdown Receptions

1.	13	Marcus Barnett	2007
2.	12	Jim O'Brien	1968*
3.	11	Armon Binns	2009
	11	Mardy Gilyard	2009
	11	Mardy Gilyard	2008
6.	10	Armon Binns	2010
7.	9	Tyler Scott	2022
	9	Kahlil Lewis	2018
	9	Chris Moore	2013
	9	Hannibal Thomas	2004
	9	Jim Kelly	1950

*-10 game season

RECEIVING

CAREER RECORDS

Receptions

1.	240	Shaq Washington	2010-15
2.	204	Mardy Gilyard	2005; 2007-09
	204	Dominick Goodman	2005-08
	204	LaDaris Vann	1999-2002
5.	168	Kahlil Lewis	2015-18
6.	159	D.J. Woods	2008-11
7.	138	Armon Binns	2007-10
8.	135	Tye Keith	1999-2002
9.	127	Marcus Barnett	2007-10
10.	125	Marlon Pearce	1990-92

Receiving Yards

1.	3,003	Mardy Gilyard	2005; 2007-09
2.	2,563	Shaq Washington	2010-15
3.	2,512	Dominick Goodman	2005-08
4.	2,483	LaDaris Vann	1999-2002
5.	2,301	Chris Moore	2012-15
6.	2,285	Jim O'Brien	1967-69
7.	2,156	D.J. Woods	2008-11
8.	2,116	Kahlil Lewis	2018
9.	2,096	Marlon Pearce	1990-92
10.	2,088	Jason Stargel	1982-86

Yards Per Reception (Min. 50 Rec.)

1.	21.9	Jim O'Brien	1967-69
2.	19.7	Mekale McKay	2013-15
	19.7	Jason Stargel	1982-86
4.	19.3	Chris Moore	2012-15
5.	18.7	Jon Olinger	1999-2002
6.	18.4	Glen Dillhoff	1951-54
7.	18.1	Denny Jackson	1968-69
8.	17.5	Alec Pierce	2018-21
9.	17.1	Deno Foster	1981-84
10.	16.9	Dick Jarvis	1950-51

Touchdown Receptions

1.	26	Chris Moore	2012-15
2.	25	Mardy Gilyard	2005; 2007-09
3.	22	Dominick Goodman	2005-08
4.	21	Kahlil Lewis	2015-18
	21	Armon Binns	2007-10
	21	Jim O'Brien	1967-69

Consecutive Games With A Reception

1.	46	LaDaris Vann	1999-2002
2.	39	Shaq Washington	2010-15
3.	33	Jason Stargel	1982-86
4.	32	Dominick Goodman	2005-08
5.	27	Tye Keith	2000-02
	26	Jon Olinger	2001-02

OFFENSIVE RECORDS - ALL-PURPOSE & SCORING

ALL-PURPOSE YARDS (Rushing, Receiving and Returns)

GAME RECORDS

Game

1.	381	Mardy Gilyard at Pittsburgh.....	2009
2.	365	Mardy Gilyard at Oklahoma.....	2008
3.	333	Robert Tate at Kansas	1995
4.	316	Robert Tate vs. Toledo.....	1995
5.	306	Bob Hynes vs. Case-Western Reserve.....	1923
6.	303	Mardy Gilyard vs. Connecticut.....	2009
7.	294	Clem Turner vs. Kansas State.....	1966
8.	291	D.J. Woods vs. Rutgers.....	2010
	288	Reggie Taylor vs. Miami (OH).....	1986
10.	283	D.J. Woods, vs. Oklahoma.....	2010
	283	LaDaris Vann at ECU.....	1999

Season

1.	2,690	Mardy Gilyard.....	2009
2.	2,280	Mardy Gilyard.....	2008
3.	1,859	D.J. Woods.....	2010
4.	1,729	DeMarco McCleskey.....	2002
5.	1,685	Robert Tate	1995
6.	1,652	Isaiah Pead.....	2011
7.	1,643	Reggie Taylor.....	1986
8.	1,572	Roger Stephens.....	1947
9.	1,561	Kahlil Lewis.....	2018
10.	1,539	Jerome Ford.....	2021

Career

1.	5,945	Mardy Gilyard.....	2005-09
2.	5,322	Reggie Taylor.....	1983-86
3.	4,113	DeMarco McCleskey.....	1998, 2000-02
4.	4,104	Isaiah Pead.....	2008-11
5.	4,036	Al McKinney.....	1985-88
6.	3,799	Michael Warren II.....	2017-19
7.	3,738	Dominick Goodman.....	2005-08
8.	3,663	Allen Harvin	1978-82
9.	3,542	Robert Cooper.....	1996-99
10.	3,405	DJ Woods.....	2008-11

TOTAL OFFENSE (Passing and Rushing)

GAME RECORDS

Total Plays

1.	67	Desmond Ridder at SMU.....	2018
2.	65	Zach Collaros vs. Connecticut.....	2010
3.	64	Ben Mauk vs. Southern Miss.....	2007
	64	Greg Cook vs. Ohio.....	1968
5.	63	Zach Collaros vs. USF.....	2010
6.	62	Deontey Kenner at Southern Miss.....	1999
7.	60	Deontey Kenner at Ohio State.....	1999
8.	59	Gino Guidugli vs. UAB.....	2004
9.	58	Gino Guidugli vs. Ohio State.....	2002
	58	Deontey Kenner vs. Troy.....	1999

Total Yards

1.	564	Hayden Moore at Memphis.....	2015
2.	555	Zach Collaros vs. Connecticut.....	2009
3.	525	Greg Cook vs. Ohio.....	1968
4.	490	Zach Collaros vs. USF.....	2010
5.	478	Brendan Sorsby at Texas Tech.....	2024
6.	440	Brendan Sorsby at Kansas.....	2025
7.	436	Ben Mauk vs. Syracuse.....	2007
8.	426	Deontey Kenner at Southern Miss.....	1999
9.	410	Zach Collaros at USF.....	2011
10.	412	Bob Hynes vs. Case-Western Reserve.....	1923
11.	407	Deontey Kenner at Ohio State.....	1999

ALL-PURPOSE YARDS (Rushing, Receiving and Returns)

SEASON RECORDS

Total Plays

1.	541	Gino Guidugli.....	2002
2.	507	Greg Cook.....	1968
3.	504	Zach Collaros.....	2011
4.	501	Gino Guidugli.....	2003
5.	497	Desmond Ridder.....	2021
6.	494	Brendan Sorsby.....	2024
7.	486	Ben Mauk.....	2007
8.	477	Emory Jones.....	2023
9.	469	Desmond Ridder.....	2019
10.	460	Desmond Ridder.....	2018

Total Yards

1.	3,699	Desmond Ridder.....	2021
2.	3,570	Gino Guidugli.....	2002
3.	3,498	Ben Mauk.....	2008
4.	3,396	Gunner Kiel.....	2014
5.	3,260	Brendan Sorsby.....	2024
6.	3,210	Greg Cook.....	1968
7.	3,104	Zach Collaros.....	2011
8.	3,028	Desmond Ridder.....	2018
9.	2,874	Hayden Moore.....	2017
10.	2,870	Gino Guidugli.....	2003

ALL-PURPOSE YARDS (Rushing, Receiving and Returns)

CAREER RECORDS

Total Plays

1.	1,806	Desmond Ridder.....	2018-21
2.	1,791	Gino Guidugli.....	2001-04
3.	1,179	Hayden Moore.....	2015-18
4.	1,091	Danny McCoin.....	1984-87
5.	1,051	Zach Collaros.....	2008-11
6.	1,035	Deontey Kenner.....	1997-2000
7.	955	Lance Harp.....	1991-93
8.	935	Gunner Kiel.....	2014-16
9.	892	Danny Barrett.....	1979-82
10.	869	Dustin Grutza.....	2005-08

Total Yards

1.	12,418	Desmond Ridder.....	2018-21
2.	11,661	Gino Guidugli.....	2001-04
3.	7,000	Gunner Kiel.....	2014-16
4.	7,087	Zach Collaros.....	2008-11
5.	7,021	Hayden Moore.....	2015-18
6.	6,558	Deontey Kenner.....	1997-2000
7.	6,210	Danny McCoin.....	1984-87
8.	5,018	Tony Pike.....	2007-09
9.	4,909	Lance Harp.....	1991-93
10.	4,760	Greg Cook.....	1965-68
--	4,530	Brendan Sorsby (curent).....	2024-present

TOUCHDOWNS

GAME RECORDS

Touchdowns

1.	8	Ike Stewart vs. Transylvania.....	1912
2.	6	Bob Heuck vs. Transylvania.....	1912
3.	5	Isaiah Pead vs. Rutgers.....	2010
4.	4	Jerome Ford vs. UCF.....	2021
	4	Michael Warren II vs. USF.....	2018
	4	DeMarco McCleskey at Arkansas State.....	1998
	4	DeMarco McCleskey vs. Houston.....	1998
	4	David Small vs. Houston.....	1993
	4	David Small vs. Kent State.....	1993

TOUCHDOWNS

SEASON RECORDS

Touchdowns

1.	20	Jerome Ford.....	2021
	20	Michael Warren II.....	2018
3.	17	DeMarco McCleskey.....	2002
	17	David Small.....	1993
5.	16	Michael Warren II.....	2019
6.	15	Isaiah Pead.....	2011
	15	Ed Kovac.....	1959
8.	14	Marcus Barnett.....	2007
9.	13	George Winn.....	2012
	13	Mardy Gilyard.....	2009
	13	Mardy Gilyard.....	2008
	13	Al Nelson.....	1964

TOUCHDOWNS

CAREER RECORDS

Touchdowns

1.	41	DeMarco McCleskey.....	1998, 2000-02
2.	37	Michael Warren II.....	2017-19
3.	33	David Small.....	1991-93
4.	27	Reggie Harrison.....	1971-73
5.	33	Isaiah Pead.....	2008-11
6.	31	Mardy Gilyard.....	2005-09
7.	28	Desmond Ridder.....	2018-21
8.	27	Jerome Ford.....	2020-21
9.	26	Chris Moore.....	2012-15
	26	Reggie Taylor.....	1983-86
	26	Bob Heuck.....	1910-12

POINTS

GAME RECORDS

Total Points

1.	51	Ike Stewart vs. Transylvania.....	1912
2.	36	Bob Heuck vs. Transylvania.....	1912
3.	25	Jim O'Brien vs. Louisville.....	1968

POINTS

SEASON RECORDS

Total Points

1.	142	Jim O'Brien.....	1968
2.	120	Jerome Ford.....	2021
	120	Michael Warren II.....	2018
4.	112	Andrew Gantz.....	2015
5.	104	Jonathan Ruffin.....	2000
6.	102	Tony Miliano.....	2012
	102	Jacob Rogers.....	2009
	102	DeMarco McCleskey.....	2002
	102	David Small.....	1993
10.	101	Ryan Coe.....	2022
	101	Jonathan Ruffin.....	2002

POINTS

CAREER RECORDS

Total Points

1.	339	Jacob Rogers.....	2007-10
2.	315	Jonathan Ruffin.....	1999-2002
3.	248	DeMarco McCleskey.....	1998, 2000-02
4.	247	Jim O'Brien.....	1967-69
5.	226	Andrew Gantz.....	2014-17
6.	222	Michael Warren II.....	2017-19
	203	Steve Schultz.....	1976-79
8.	202	Eric Richards.....	1994-97
9.	200	Tony Miliano.....	2011-14
10.	198	Isaiah Pead.....	2008-11
	198	David Small.....	1991-93

SPECIAL TEAMS RECORDS - KICKING

KICKING

GAME RECORDS

Extra Points Made

1.	12	Alonzo Weiss vs. Transylvania.....	1912
2.	9	Carter Brown vs. EKU.....	2023
	9	Ryan Coe vs. Kennesaw State.....	2022
	9	Cole Smith vs. Alabama A&M.....	2018
	9	Jacob Rogers vs. Rutgers.....	2010
	9	Steve Schultz vs. Louisiana-Monroe	1977
7.	8	Cole Smith vs. UCF.....	2021
	8	Cole Smith vs. ECU.....	2018

Field Goals Made

1.	5	Ryan Coe at SMU.....	2022
	4	10 times, last by Andrew Gantz at Memphis.....	2015

KICKING

SEASON RECORDS

Extra Points Made

1.	63	Jacob Rogers.....	2009
2.	54	Cole Smith.....	2018
3.	52	Andrew Gantz.....	2014
4.	51	Sam Crosa.....	2019
	51	Tony Miliano.....	2012
	51	Jacob Rogers.....	2007
7.	49	Andrew Gantz.....	2015
8.	47	Tony Miliano.....	2011
9.	44	Ryan Coe.....	2022
	44	Jonathan Ruffin.....	2002

Extra Points Attempted

1.	68	Jacob Rogers.....	2009
2.	56	Cole Smith.....	2018
3.	54	Andrew Gantz.....	2014
	54	Jacob Rogers.....	2007
5.	53	Tony Miliano.....	2012
6.	51	Sam Crosa.....	2019
7.	50	Andrew Gantz.....	2015
	50	Tony Miliano.....	2011
9.	46	Jonathan Ruffin.....	2002
10.	44	Ryan Coe.....	2022

Extra Point Percentage (min. 20 att.)

1.	1.000	11 times, last by Carter Brown (30-of-30).....	2023
----	-------	--	------

Field Goals Made

1.	26	Jonathan Ruffin.....	2000
2.	21	Andrew Gantz.....	2015
3.	19	Ryan Coe.....	2022
	19	Jonathan Ruffin.....	2002
5.	18	Kevin Lovell.....	2006
6.	17	Tony Miliano.....	2012
	17	Tony Miliano.....	2011
	17	Tom Dallen.....	1993
9.	16	Andrew Gantz.....	2014
	16	Jacob Rogers.....	2008
	16	Eric Richards.....	1995

Field Goals Attempted

1.	29	Jonathan Ruffin.....	2000
2.	28	Steve Schultz.....	1976
3.	27	Andrew Gantz.....	2015
	25	Tony Miliano.....	2011
	25	Jim O'Brien.....	1968
6.	24	Eric Richards.....	1995
7.	23	Ryan Coe.....	2022
	23	Jake Rogers.....	2008
	23	Kevin Lovell.....	2006
10.	22	Tony Miliano.....	2012
	22	Jonathan Ruffin.....	2002
	22	Tom Dallen.....	1993
	22	Dan Shepherd.....	1975

KICKING

SEASON RECORDS (CONT.)

Field Goal Percentage

1.	.909	Chris Manfredini (10-of-11).....	2003
2.	.897	Jonathan Ruffin (26-of-29).....	2000
3.	.864	Jonathan Ruffin (19-of-22).....	2002
4.	.826	Ryan Coe (19-of-23).....	2022
5.	.800	Andrew Gantz (16-of-20).....	2014
--	1.000	Stephen Rusnak (6-of-6, current).....	2025

Consecutive Games with a Field Goal

1.	11	Jonathan Ruffin.....	2000
2.	10	David Rowe.....	1991
3.	8	Andrew Gantz.....	2015
	8	Jonathan Ruffin.....	2002

Points Scored By Kicking

1.	112	Andrew Gantz.....	2015
	104	Jonathan Ruffin.....	2000
3.	102	Tony Miliano.....	2012
	102	Jacob Rogers.....	2009
5.	101	Ryan Coe.....	2022
	101	Jonathan Ruffin.....	2002
6.	100	Andrew Gantz.....	2014

KICKING

CAREER RECORDS

Extra Points Made

1.	186	Jacob Rogers.....	2007-10
2.	136	Cole Smith.....	2018-21
3.	129	Jonathan Ruffin.....	1999-2002
4.	109	Andrew Gantz.....	2014-17
5.	98	Tony Miliano.....	2011-14
	98	Steve Schultz.....	1976-79
7.	85	Kevin Lovell.....	2004-06
8.	79	Eric Richards.....	1994-97
9.	76	Phil Insalaco.....	1986-88
10.	61	Jim O'Brien.....	1967-69

Extra Points Attempted

1.	195	Jacob Rogers.....	2007-10
2.	141	Cole Smith.....	2018-21
3.	134	Jonathan Ruffin.....	1999-2002
4.	113	Andrew Gantz.....	2014-
5.	103	Tony Miliano.....	2011-14
	103	Steve Schultz.....	1976-79
7.	86	Kevin Lovell.....	2004-06
8.	81	Eric Richards.....	1994-97
9.	79	Phil Insalaco.....	1986-88
10.	68	Jim O'Brien.....	1967-69

Extra Point Percentage (Min. 30 Att.)

1.	1.000	Carter Brown (38-of-38).....	2023-24
	1.000	Ryan Coe (44-of-44).....	2022
	1.000	Sam Crosa (51-of-51).....	2019
4.	.988	Kevin Lovell (85-of-86).....	2004-06
5.	.978	Eric Richards (89-of-91).....	1994-97
6.	.974	Mike Morton (37-of-38).....	1983-84

Consecutive Extra Points Made

1.	82	Kevin Lovell.....	2004-06
2.	78	Andrew Gantz.....	2014-15
	65	Jonathan Ruffin.....	2000-2002
4.	64	Jacob Rogers.....	2008-09
5.	63	Eric Richards.....	1994-97
6.	51	Sam Crosa.....	2019
7.	44	Ryan Coe.....	2022
8.	38	Carter Brown.....	2023-24
	38	Phil Insalaco.....	1986-88
10.	37	Jacob Rogers.....	2007

KICKING

CAREER RECORDS (CONT.)

Field Goals Made

1.	62	Jonathan Ruffin.....	1999-2002
2.	51	Jacob Rogers.....	2007-10
3.	41	Eric Richards.....	1994-97
4.	39	Andrew Gantz.....	2014-17
5.	35	Steve Schultz.....	1976-79
6.	34	Tony Miliano.....	2011-14
7.	33	Kevin Lovell.....	2004-06
8.	28	Phil Insalaco.....	1986-88
9.	25	Dan Shepherd.....	1973-75
10.	23	Tom Dallen.....	1993-94

Field Goals Attempted

1.	79	Jonathan Ruffin.....	1999-2002
2.	75	Jacob Rogers.....	2007-10
3.	68	Steve Schultz.....	1976-79
4.	62	Eric Richards.....	1994-97
5.	49	Andrew Gantz.....	2014-17
6.	47	Tony Miliano.....	2011-14
	47	Kevin Lovell.....	2004-06
8.	44	Jim O'Brien.....	1967-69
9.	41	Phil Insalaco.....	1986-88
	41	Sal Casola.....	1972-73

Field Goal Percentage (min. 20 attempts)

1.	.826	Ryan Coe (19-of-23).....	2022
2.	.785	Jonathan Ruffin (62-of-79).....	1999-2002
3.	.780	Andrew Gantz (39-of-50).....	2014-17
4.	.750	Carter Brown (18-of-24).....	2023-24
5.	.731	David Rowe (19-of-26).....	1990-91
6.	.723	Tony Miliano (34-of-47).....	2011-14
7.	.714	Dan Shepherd (25-of-35).....	1973-75
8.	.702	Kevin Lovell (33-of-47).....	2004-06
9.	.683	Phil Insalaco (28-of-41).....	1986-88
10.	.680	Jacob Rogers (51-of-75).....	2007-10
11.	.677	Jim Fogler (21-of-31).....	1981-83

Consecutive Field Goals Made

1.	13	Jake Rogers.....	2007-08
	13	Jonathan Ruffin.....	2002
3.	12	Andrew Gantz.....	2012
	12	Jonathan Ruffin.....	2000
5.	11	Kevin Lovell.....	2006
6.	10	Ryan Coe.....	2022
7.	8	Jonathan Ruffin.....	2001
	8	Eric Richards.....	1997
9.	7	Jonathan Ruffin.....	2000
	7	Phil Insalaco.....	1987
	7	Kevin Lovell.....	2005-06

Points Scored By Kicking

1.	339	Jacob Rogers.....	2007-10
2.	315	Jonathan Ruffin.....	1999-2002
3.	224	Andrew Gantz.....	2014-17
4.	203	Steve Schultz.....	1976-79
5.	202	Eric Richards.....	1994-97
6.	200	Tony Miliano.....	2011-14
7.	193	Cole Smith.....	2018-21
8.	184	Kevin Lovell.....	2004-06
9.	160	Phil Insalaco.....	1986-88
10.	121	Jim O'Brien.....	1967-69

Consecutive Games Scored In

1.	47	Jonathan Ruffin.....	1999-2002
2.	37	Jacob Rogers.....	2007-10
3.	28	Andrew Gantz.....	2014-15
4.	26	Tony Miliano.....	2011-2012

SPECIAL TEAMS RECORDS - PUNTING & RETURNS

PUNTING GAME RECORDS

Punts

1.	13	Phil Peckich at Pittsburgh.....	1981
2.	12	four times, last by Steve Smith at Louisville.....	1996

Punting Yards

1.	510	Steve Smith at Louisville.....	1996
2.	502	Mike Connell vs. Arizona State.....	1976
3.	460	Clem Fennell at North Texas State.....	1970
4.	456	Doug Johnson at Boston College.....	1997
5.	452	Steve Smith at Virginia Tech.....	1995

Punting Average

1.	65.0	Mason Fletcher at SMU (3 punts).....	2022
2.	59.7	Pat O'Donnell vs NC State (3 punts).....	2011
	59.7	Kevin Huber vs. Marshall (3 punts).....	2007
4.	57.5	John Lloyd vs. USF (2 punts).....	2013
	55.0	John Lloyd vs. Temple (2 punts).....	2012

PUNTING SEASON RECORDS

Punts

1.	80	Phil Peckich.....	1981
2.	77	Jeff West.....	1974
3.	73	Jeff Jones.....	1990
4.	72	James Smith.....	2019
	72	Mike Connell.....	1976
5.	71	Clem Fennell.....	1972

Punting Yards

1.	3,192	Jeff West.....	1974
2.	3,155	Phil Peckich.....	1981
3.	3,095	Mike Connell.....	1976
	3,053	James Smith.....	2019
4.	2,913	Mason Fletcher.....	2022
5.	2,821	Jeff Jones.....	1990

Punting Average (Min. 25 Punts)

1.	46.90	Kevin Huber.....	2007
2.	46.60	James Smith.....	2018
3.	46.30	Sam Geraci.....	2015
4.	46.23	Mason Fletcher.....	2022
5.	45.00	Kevin Huber.....	2008

PUNTING CAREER RECORDS

Punts

1.	241	Chet Ervin.....	2002-05
2.	236	Jeff Blaylock.....	1991-94
3.	235	James Smith.....	2017-20
	235	Shaun Burdick.....	1983-86
5.	216	Jeff Jones.....	1987-90

Punting Yards

1.	10,245	James Smith.....	2017-20
2.	9,446	Chet Ervin.....	2002-05
3.	9,244	Shaun Burdick.....	1983-86
4.	9,008	Adam Wulfbeck.....	1998-2001
5.	8,711	Jeff Blaylock.....	1991-94

Punting Average (Min. 50 Punts)

1.	45.47	Kevin Huber.....	2005-08
2.	43.96	Mason Fletcher.....	2021-24
3.	43.60	James Smith.....	2017-20
4.	42.60	Pat O'Donnell.....	2010-12
5.	42.51	Mike Connell.....	1974-77

RETURNS

GAME RECORDS

Kickoff Returns

1.	8	Mardy Gilyard at Pittsburgh.....	2009
	8	LaDaris Vann vs. ECU.....	1999
3	7	Three Tied	

Kickoff Return Yards

1.	256	Mardy Gilyard at Pittsburgh.....	2009
2.	246	Mardy Gilyard at Oklahoma.....	2008
3.	218	Roger Stephens vs. Dayton.....	1947
4.	207	Mardy Gilyard vs. Florida.....	2010
5.	192	Keith Jenkins vs. Houston.....	1975

Kickoff Returns For Touchdowns

1.	1	Accomplished 23 times; last by Thompson vs ECU (2022)	
----	---	---	--

Punt Returns

1.	7	three times, last by Mike Daniels vs. WCU.....	2005
----	---	--	------

Punt Return Yards

1.	161	Gene Gibson vs. Ohio.....	1949
2.	122	Tinker Keck vs. Louisville.....	1997
3.	103	Gene Gibson vs. Western Michigan.....	1949
4.	98	Errol Prisky vs. North Texas State.....	1963
5.	97	Tinker Keck vs. Miami (OH).....	1997

Punt Return Touchdowns

1.	2	Tinker Keck vs. Louisville.....	1997
	2	Gene Gibson vs. Ohio.....	1949

RETURNS SEASON RECORDS

Kickoff Returns

1.	42	Mardy Gilyard.....	2009
2.	39	Ralph David Abernathy IV.....	2011
3.	36	Mardy Gilyard.....	2008
4.	33	Donald McKnight.....	1998
5.	32	Ralph David Abernathy IV.....	2012

Kickoff Return Yards

1.	1,281	Mardy Gilyard.....	2009
2.	1,034	Ralph David Abernathy IV.....	2011
3.	994	Mardy Gilyard.....	2008
4.	801	Ralph David Abernathy IV.....	2012
5.	652	Russell Cooper.....	1980

Kickoff Return Average (Min. 1.5 KOR/G)

1.	34.33	Robert Tate.....	1995
2.	31.50	Chris Hewitt.....	1993
3.	30.50	Mardy Gilyard.....	2009
4.	29.13	Keith Jenkins.....	1975
5.	27.73	Tom Marvaso.....	1974

Kickoff Returns For Touchdowns

1.	2	Mardy Gilyard.....	2008
----	---	--------------------	------

Punt Returns

1.	38	Tinker Keck.....	1997
	38	Charley Bland.....	1973
3.	37	Tom Marvaso.....	1975
4.	36	Tye Keith.....	2002
5.	35	LaDaris Vann.....	2001

Punt Return Yards

1.	577	Tinker Keck.....	1997
2.	438	Gene Gibson.....	1949
3.	342	Tom Marvaso.....	1974
4.	322	Gene Gibson.....	1950
5.	302	Charley Bland.....	1973

RETURNS

SEASON RECORDS (CONT.)

Punt Return Average (Min. 10 Returns)

1.	20.86	Gene Gibson.....	1949
2.	20.12	Gene Gibson.....	1950
3.	19.82	Jack Delaney.....	1951
4.	17.36	Billy Hunter.....	1972
5.	16.23	Dom Del Bene.....	1951

Punt Return Touchdowns

1.	4	Tinker Keck.....	1997
2.	3	Gene Gibson.....	1949

RETURNS

CAREER RECORDS

Kickoff Returns

1.	93	Mardy Gilyard.....	2005-09
2.	87	Ralph David Abernathy IV.....	2011-14
3.	67	Tre Tucker.....	2019-22
4.	62	Brian Jenkins.....	1990-93
5.	55	Dominick Goodman.....	2005-07

Kickoff Returns Yards

1.	2,657	Mardy Gilyard.....	2005-09
2.	2,186	Ralph David Abernathy IV.....	2011-14
3.	1,670	Tre Tucker.....	2019-22
4.	1,506	Brian Jenkins.....	1990-93
5.	1,199	Dominick Goodman.....	2005-07

Kickoff Returns Average (Min. 25 KOR)

1.	28.60	Mardy Gilyard.....	2005-09
2.	28.54	Chris Hewitt.....	1993-95
3.	26.41	Robert Tate.....	1993-95
4.	25.10	Ralph David Abernathy IV.....	2011-14
5.	24.93	Tre Tucker.....	2019-22

Kickoff Returns For Touchdowns

1.	4	Mardy Gilyard.....	2005-09
2.	2	Tre Tucker.....	2019-22
	2	Mel Riggins.....	1970-71

Punt Returns

1.	73	Robert Tate.....	1993-96
	73	Tom Marvaso.....	1974-75
3.	71	Ryan Montgomery.....	2019-23
4.	68	Tinker Keck.....	1997-99
5.	60	Lamont Patterson.....	1979-82

Punt Return Yards

1.	804	Tinker Keck.....	1997-99
2.	760	Gene Gibson.....	1949-50
3.	688	Ryan Montgomery.....	2019-23
4.	637	Robert Tate.....	1993-96
5.	575	Tom Marvaso.....	1974-75

Punt Return Average

1.	20.54	Gene Gibson.....	1949-50
2.	14.33	Jack Delaney.....	1950-52
3.	11.82	Tinker Keck.....	1997-99
4.	11.80	Mardy Gilyard.....	2005-09
5.	10.57	Brian Jenkins.....	1990-92

Punt Return Touchdowns

1.	5	Gene Gibson.....	1949-50
2.	4	Tinker Keck.....	1997-99
3.	3	Joe Morrison.....	1956-58
4.	2	Tom Marvaso.....	1974-75
5.	1	Accomplished 16 times last by Gilyard (2009)	

DEFENSIVE RECORDS - TACKLES

TACKLES

GAME RECORDS

Total Tackles

1.	31	Karl Woods at South Carolina	1980
2.	24	Vaughn Booker vs. ECU	1987
3.	23	Brad Jackson vs. Boston College	1997
	23	Jerome Brinson vs. Oklahoma State	1987
5.	22	Sam Gaines vs. Vanderbilt	1994
	22	Jason Coppess vs. Bowling Green	1993
	22	Alex Gordon vs. Miami (OH)	1986
	22	Brad Nothacker vs. Penn State	1985
9.	21	Jack Brusciannelli vs. West Virginia	1989
	21	Mike Kelly vs. Rutgers	1987

Solo Tackles (Since 2001)

1.	12	Zach Edwards vs. ECU	2014
	12	Mike Mickens at Akron	2008
	12	Jamar Enzor at Memphis	2003
	12	Ivan Fields vs. Tulane	2001
5.	11	Walter Stewart vs. Syracuse	2010
	11	Haruki Nakamura at USF	2007
7.	11	Ryan Manalac at USF	2007
8.	11	Jamar Enzor vs. Rhode Island	2003
9.	11	Ivan Fields vs. West Virginia	2002
10.	11	Lewis Carter vs. Purdue	2001

Assisted Tackles (Since 2001)

1.	12	Andre Revels at Miami (OH)	2009
	12	Corey Smith vs. Louisville	2007
	12	Jamar Enzor at UAB	2003
4.	11	Kevin Brown vs. Memphis	2014
	11	Zach Edwards vs. Memphis	2014
	11	Jeff Luc vs. Miami (OH)	2014
7.	10	Jake Golday vs. Nebraska	2025
	10	Dorian Jones vs. Oklahoma	2023
	10	Eric Wilson vs. UT Martin	2016
	10	Jeff Luc vs. Memphis	2014
	10	Nick Temple vs. Memphis	2014
	10	Greg Blair at Louisville	2012
	10	JK Schaffer at NC State	2010
	10	JK Schaffer vs. Illinois	2009

Tackles For A Loss (Since 2001)

1.	5.5	Brandon Mills vs. Rutgers	2010
2.	5.0	Antwan Peek at Southern Miss	2002
	5.0	Antwan Peek vs. Louisiana-Monroe	2001
	5.0	Derek Wolfe vs. Connecticut	2011
5.	4.5	Ivan Pace Jr. vs. Indiana	2022
	4.5	Trevor Anderson at Connecticut	2006
	4.5	Cortez Broughton at UCLA	2018

TACKLES

SEASON RECORDS

Total Tackles

1.	186	Mike Brookins	1979
2.	168	Brad Jackson	1997
3.	161	Karl Woods	1980
4.	158	Jerome Brinson	1983
5.	155	Karl Woods	1978
6.	147	Dwayne Berry	1978
7.	145	Muhammed El-Mubarak	1995
8.	143	Linwood Marshall	1983
9.	140	Howie Kurnick	1978
10.	138	Greg Blair	2012
	138	Phillip Curry	1997
	138	Antonio Gibson	1982

Solo Tackles

1.	101	Howie Kurnick	1978
2.	94	Linwood Marshall	1983
3.	93	Brad Jackson	1997
	93	Mike Brookins	1979
5.	90	Muhammed El-Mubarak	1995
	90	Jerome Brinson	1983
7.	88	Sam Gaines	1994
8.	83	Phillip Curry	1997
9.	82	DeJuan Gossett	1999
10.	80	Jack Brusciannelli	1988

Assisted Tackles

1.	99	Karl Woods	1980
2.	93	Mike Brookins	1979
3.	83	Karl Woods	1978
4.	82	Alex Gordon	1985
5.	81	Ivan Pace Jr.	2022
6.	78	Dwayne Berry	1978
7.	75	Brad Jackson	1997
	75	Richard Rhodes	1985
9.	74	Antonio Gibson	1982
10.	73	Alex Gordon	1986

Tackles For A Loss

1.	28.0	Mike Gates	1980
2.	22.0	Trent Cole	2004
	22.0	Antwan Peek	2001
4.	21.5	Ivan Pace Jr.	2022
	21.5	Derek Wolfe	2011
6.	21.0	Antwan Peek	2002
	21.0	Phil Poirier	1989
8.	20.0	Nate Dingle	1992
9.	18.0	Tyjuan Hagler	2002
	18.0	Andrew Stewart	1988

TACKLES

CAREER RECORDS

Total Tackles

1.	502	Karl Woods	1977-80
2.	487	Phillip Curry	1994-97
3.	392	Brad Jackson	1994-97
4.	381	Zach Edwards	2013-16
5.	356	Mike Brookins	1979-81
6.	352	Alex Gordon	1983-86
7.	351	Hassan Champion	1995-98
	351	Joe Olding	1979-82
9.	338	Doug Monaghan	2001-04
10.	337	JK Schaffer	2008-11
	327	DeJuan Gossett	1997-2000

Solo Tackles

1.	268	Phillip Curry	1994-97
2.	229	Zach Edwards	2013-16
3.	222	DeJuan Gossett	1997-2000
4.	216	Brad Jackson	1994-97
5.	211	Karl Woods	1977-80
6.	208	Ivan Fields	1999-2002
7.	206	Sam Gaines	1993-96
8.	200	Doug Monaghan	2001-04
9.	190	Mike Brookins	1979-81
10.	184	Hassan Champion	1995-98

Assisted Tackles

1.	291	Karl Woods	1979-81
2.	219	Phillip Curry	1994-97
3.	192	Alex Gordon	1983-86
4.	176	Brad Jackson	1994-97
5.	175	Joe Olding	1979-82
6.	168	Howie Kurnick	1975-78
7.	167	Hassan Champion	1995-98
8.	166	Mike Brookins	1979-81
9.	155	JK Schaffer	2008-11
10.	152	Zach Edwards	2014-16

Tackles For A Loss

1.	56.0	Antwan Peek	1998-2002
2.	48.0	Trent Cole	2002-04
3.	46.0	Nate Dingle	1990-93
4.	45.0	Phillip Curry	1994-97
5.	44.5	Andre Frazier	2001-04
6.	42.0	Terrill Byrd	2005-08
7.	38.0	Alex Gordon	1983-86
8.	37.0	Derek Wolfe	2008-11
	37.0	George Jamison	1980-83
9.	36.0	Andrew Stewart	1986-88
10.	34.5	Tyjuan Hagler	2002-04

DEFENSIVE RECORDS - **SACKS & MISC.****SACKS**
GAME RECORDS**Quarterback Sacks (Since 2001)**

1.	4.0	Alex Daniels at Miami (OH).....	2009
	4.0	Antwan Peek vs. Louisiana-Monroe.....	2001
3.	3.5	Cortez Broughton at UCLA.....	2018
4.	3.0	Connor Barwin vs. Pittsburgh.....	2008
	3.0	Trent Cole at ECU.....	2004
	3.0	Anthony Hoke vs. UConn.....	2007
	3.0	Anthony Hoke at Syracuse.....	2007
	3.0	Brandon Mills vs. Rutgers.....	2010
	3.0	Lamonte Nelms at Syracuse.....	2007

SACKS
SEASON RECORDS**Quarterback Sacks (Since 2001)**

1.	13.0	Anthony Hoke.....	2007
2.	12.5	Antwan Peek.....	2001
3.	11.0	Connor Barwin.....	2008
4.	10.0	Ivan Pace Jr.	2022
5.	9.5	Derek Wolfe.....	2011
	9.5	Silverberry Mouhon.....	2013
7.	9.0	Terrell Hartsfield.....	2014
	9.0	Antwan Peek.....	2000
9.	8.5	Trent Cole.....	2004
	8.5	Alex Daniels.....	2009
--	7.5	Jared Bartlett (current).....	2024

SACKS
CAREER RECORDS**Quarterback Sacks (Since 2001)**

1.	28.0	Antwan Peek.....	1998-2002
2.	22.0	Anthony Hoke.....	2004-07
3.	21.5	Andre Frazier.....	2000-04
4.	19.5	Derek Wolfe.....	2008-11
5.	19.0	Trent Cole.....	2002-04
	19.0	Silverberry Mouhon.....	2012-15
7.	18.0	Nate Dingle.....	1990-93
	18.0	George Jamison.....	1980-83
9.	17.5	Walter Stewart.....	2009-12
10.	16.5	Dan Giordano.....	2008-12
	16.5	Terrill Byrd.....	2005-08

FUMBLES
GAME RECORDS**Fumbles Forced (Since 2000)**

1.	3	Antwan Peek vs. Louisiana-Monroe.....	2001
2.	2	Eight times, last by A. Peek Jr at UCF.....	2024

Fumbles Recovered (Since 2000)

1.	2	Willis Edwards vs. Memphis.....	2002
	2	Ivan Fields at Memphis.....	2000
	2	Jeff Luc vs. USF.....	2014
	2	Kevin McCullough vs. Connecticut.....	2005
	2	Wesley Richardson at NC State.....	2010

FUMBLES
SEASON RECORDS**Fumbles Forced (Since 2000)**

1.	7	Antwan Peek.....	2002
2.	6	Jeff Luc.....	2014
3.	5	Antwan Peek.....	2001
4.	4	Antwan Peek Jr.....	2024
	4	Bryan Wright.....	2019
	4	Walter Stewart.....	2011
	4	Willis Edwards.....	2001
	4	Troy Evans.....	2000

Fumbles Recovered (Since 2000)

1.	5	Antwan Peek.....	2002
2.	4	Ja'Von Hicks.....	2019
	4	Jeff Luc.....	2014
4.	3	Nine times, last by Hartsfield & Wilson.....	2014

FUMBLES
CAREER RECORDS**Forced Fumbles (Since 1999)**

1.	17	Antwan Peek.....	1998-02
2.	8	Jeff Luc.....	2013-14
	8	Walter Stewart.....	2009-12
3.	6	Antwan Peek Jr. (current).....	2022-current
	6	JK Schaffer.....	2008-11
	6	Andre Frazier.....	2000-04
	6	Zach Norton.....	2000-03
7.	5	Coby Bryant.....	2017-21
	5	Willis Edwards.....	2000-02
	5	Anthony Hoke.....	2004-07
	5	Jason Russel.....	2001-04
	5	Anthony Williams.....	2005-07
	5	Tyrell Gilbert.....	2014-18

Fumble Recoveries

1.	12	John Vitro.....	1973-75
2.	10	Antwan Peek.....	1998-2002
	10	Howie Kurnick.....	1975-77
4.	9	Ronnie Shannon.....	1988-91
	9	David Mann.....	1975-77
6.	7	Eric Wilson.....	2014-16
	7	Marion Ford.....	1972-73
	7	Charlie Stovall.....	1971-72

BLOCKED KICKS
GAME RECORDS**Blocked Kicks (Since 2000)**

1.	2	Connor Barwin at Marshall.....	2008
	2	Antwan Peek vs. Miami.....	2000
3.	1	41 times, last by Jowon Briggs vs. Navy.....	2022

BLOCKED KICKS
SEASON RECORDS**Blocked Kicks (Since 2000)**

1.	3	Antwan Peek.....	2000
	3	Connor Barwin.....	2008
	3	Ethan Tucky.....	2019
4.	2	Arquon Bush.....	2021
	2	Mardy Gilyard.....	2007
	2	Antwan Peek.....	2001
	2	Wilson Huber.....	2019
	2	Andre Frazier.....	2003
	2	Tyjuan Hagler.....	2004
	2	Antwan Peek.....	2002

BLOCKED KICKS
CAREER RECORDS**Blocked Kicks (Since 2000)**

1.	7	Antwan Peek.....	2000-02
2.	5	Ethan Tucky.....	2018-20
3.	4	Connor Barwin.....	2005-08
4.	3	Wilson Huber.....	2018-22
5.	2	Deshawn Pace.....	2020-23
	2	Arquon Bush.....	2018-22
	2	Tyjuan Hagler.....	2001-04
	2	Mardy Gilyard.....	2005,07-09
	2	Andre Frazier.....	2000-04

HURRIES
SEASON RECORDS**Quarterback Hurries (Since 2000)**

1.	13	Myjai Sanders.....	2021
	13	Trevor Anderson.....	2006
	13	Trent Cole.....	2004
4.	12	Dan Giordano.....	2012
5.	11	Angelo Craig.....	2007

HURRIES
CAREER RECORDS**Quarterback Hurries (Since 2000)**

1.	26	Dan Giordano.....	2008-12
2.	25	Myjai Sanders.....	2018-21
3.	16	Silverberry Mouhon.....	2012-15
4.	15	Angelo Craig.....	2003-07
5.	14	Andre Frazier.....	2000-04

DEFENSIVE RECORDS - INTERCEPTIONS AND SCORES

INTERCEPTIONS GAME RECORDS

Interceptions

1. 4 Bob Hynes vs. Ohio Northern..... 1923
2. 3 accomplished six times, last by D. Smith (2007)

Interception Return Yards

1. 123 Shawn Ferguson vs. Memphis..... 1998
2. 96 Jocelyn Borgella vs. Rutgers 1992
- 96 Bob Del Rosa vs. Oklahoma State 1958
4. 88 Joe Morrison vs. Dayton 1956
5. 87 Joe Morrison vs. Wichita State..... 1956

Interception Returns for Touchdowns

1. 2 Shawn Ferguson vs. Memphis..... 1998
2. 1 accomplished 61 times, last by Bryant (2021)

INTERCEPTIONS SEASON RECORDS

Interceptions

1. 8 DeAngelo Smith 2007
2. 6 seven times, last by Mike Mickens..... 2007

Interception Return Yards

1. 175 Joe Morrison..... 1956
2. 171 Jocelyn Borgella 1992
3. 159 John Mooth..... 1951
4. 158 Mike Mickens 2008
5. 136 Mike Mickens 2007

Interception Returns for Touchdowns

1. 2 Ahmad Gardner..... 2019
- 2 Mike Mickens 2007
- 2 Blue Adams..... 2002
- 2 Shawn Ferguson..... 1998
- 2 Joe Morrison..... 1956

INTERCEPTIONS CAREER RECORDS

Interceptions

1. 14 Mike Mickens 2005-08
2. 12 DeAngelo Smith 2005-08
- 12 Blue Adams..... 1998-2002
- 12 Jocelyn Borgella 1990-93
5. 11 Ed Bolis..... 1970-72
6. 10 Ja'Von Hicks..... 2018-22
- 10 Coby Bryant 2017-21

Interception Return Yards

1. 296 Mike Mickens 2005-08
2. 263 Jocelyn Borgella 1990-93
- 263 Joe Morrison..... 1956-58
4. 254 Gene Gibson..... 1949-50
5. 222 Aaron Webster 2006-09

Interception Returns for Touchdowns

1. 3 Mike Mickens 2005-08
- 3 Shawn Ferguson..... 1995-98
2. 2 four times, last by Ahmad Gardner 2019-21

PASSES BROKEN UP GAME RECORDS

Most Pass Breakups (Since 2000)

1. 4 Justin Harris at Pitt..... 2023
- 4 Mike Mickens vs. Rutgers 2006
- 4 Zach Norton vs. Louisville 2001
- 4 Linden Stephens at Miami (OH)..... 2017
5. 3 Derrick Canteen vs. Pitt 2024
- 3 Josh Minkins vs. Towson 2024
- 3 Ja'Von Hicks at Tulsa 2022
- 3 Coby Bryant at Notre Dame 2021
- 3 Blue Adams at Temple 2002
- 3 Coby Bryant at Temple..... 2018
- 3 Coby Bryant at ECU..... 2019
- 3 Zach Edwards vs. North Carolina 2013
- 3 Ivan Fields vs. Houston 2002
- 3 Tyrell Gilbert at Miami (OH) 2018
- 3 Andre Jones vs. ECU..... 2014
- 3 Mike Mickens at Akron..... 2008
- 3 Mike Mickens vs. UConn..... 2005
- 3 Mike Mickens vs. Louisville 2005
- 3 Mike Mickens vs. Pittsburgh 2006
- 3 Mike Mickens at Miami (OH)..... 2005
- 3 Haruki Nakamura vs. USF..... 2006
- 3 Zach Norton vs. UAB..... 2002
- 3 Antwan Peek at Tulane 2000

PASSES DEFENDED (PBU+INT) SEASON RECORDS

Most Passes Defended (Since 2000)

1. 23 Blue Adams (17 PBU, 6 INT)..... 2002
2. 18 Mike Mickens (15 PBU, 3 INT)..... 2006
3. 16 Lavar Glover (15 PBU, 1 INT)..... 2001
- 16 Zach Norton (14 PBU, 2 INT)..... 2002
- 16 Deangelo Smith (8 PBU, 8 INT)..... 2007
6. 15 Mike Mickens (14 PBU, 1 INT)..... 2005
- 15 Daven Holly (9 PBU, 6 INT)..... 2003
8. 14 Coby Bryant (11 PBU, 3 INT)..... 2021
9. 13 Ivan Fields (10 PBU, 3 INT)..... 2002
- 13 Zach Norton (10 PBU, 3 INT)..... 2001
- 13 Mike Mickens (10 PBU, 3 INT)..... 2008

PASSES DEFENDED (PBU+INT) CAREER RECORDS

Most Passes Defended (Since 2000)

1. 58 Mike Mickens (45 Brup, 13 INT)..... 2005-08
2. 45 Coby Bryant (35 Brup, 10 INT)..... 2017-21
3. 41 Zach Norton (31 Brup, 10 INT)..... 2000-03
4. 34 Blue Adams (26 Brup, 8 INT)..... 2000-02
- 34 Zach Edwards (26 Brup, 8 INT)..... 2013-16
6. 32 Arquon Bush (23 Brup, 9 INT) 2018-22
7. 30 Deangelo Smith (19 Brup, 11 INT)..... 2004-08
8. 29 Doug Monaghan (20 Brup, 9 INT)..... 2001-04
- 29 Deven Drane (21 Brup, 8 INT)..... 2010-13
10. 28 Drew Frey (20 Brup, 8 INT) 2008-12
11. 27 Ahmad "Sauce" Gardner (18 Brup, 9 INT)..... 2019-21

DEFENSIVE SCORES GAME RECORDS

Fumble Return TDs - Defense (Since 2000)

1. 1 19 times, last by Dominique Perry 2022

Blocked PAT Return (Two Points) (Since 2000)

1. 1 Coby Bryant vs. Temple..... 2019
- 1 Daven Holly vs. Miami (OH)..... 2004

Blocked FG Return TDs (Since 2000)

1. 1 Ahmad "Sauce" Gardner at ECU..... 2021

DEFENSIVE SCORES SEASON RECORDS

Fumble return TDs (Since 2000)

1. 2 Antwan Peek 2002
2. 1 16 times, last by Jabari Taylor..... 2022

Blocked PAT Return (Two Points) (Since 2000)

1. 1 Coby Bryant 2019
- 1 Daven Holley..... 2004

DEFENSIVE SCORES CAREER RECORDS

Fumble return TDs (Since 2000)

1. 2 Antwan Peek..... 2000-02
- 2 Kevin McCullough..... 2005-06
3. 1 Dominique Perry..... 2020-23
- 1 Nick Temple..... 2011-14
- 1 Eric Wilson..... 2014-16
- 1 Fran Callicott..... 2002-03
- 1 JK Schaffer 2008-11
- 1 Walter Stewart 2009-12
- 1 Daven Holly..... 2000-04
- 1 Maalik Bomar..... 2009-12
- 1 Deven Drane 2010-13
- 1 Ivan Fields..... 2000-02
- 1 Angelo Craig..... 2003-07
- 1 Tyjuan Hagler 2001-04
- 1 Carter Jacobs 2014-17
- 1 Kimoni Fitz..... 2014-18
- 1 Terrell Hartsfield 2013-14

Blocked PAT Return (Two Points) (Since 2000)

1. 1 Coby Bryant 2017-21
- 1 Daven Holley..... 2001-04

Blocked FG Return TDs (Since 2000)

1. 1 Ahmad "Sauce" Gardner at ECU..... 2019-21

SINGLE GAME TEAM RECORDS

Most Points

1.	124	Transylvania	1912
2.	115	Kentucky Wesleyan.....	1921
3.	72	Austin Peay.....	2011
4.	70	Northwestern State	2025
	70	Southeast Missouri State.....	2009
6.	69	Rutgers.....	2010
	69	Case-Western Reserve	1923
8.	67	Virginia Military Institute	1953
	67	Baltimore.....	1935
10.	66	EKU.....	2023
	66	Northwestern State.....	2013
	66	Case-Western Reserve.....	1953
13.	63	Kennesaw State.....	2022
	63	Alabama A&M.....	2018
	63	Louisiana-Monroe.....	1977

Most Touchdowns

1.	14	Transylvania	1912
2.	10	Five Times, most recently NWST 2025	

Most Rushing Attempts

1.	83	Louisiana-Monroe.....	1977
2.	82	Miami (OH).....	1996
3.	77	Miami (OH).....	1951
4.	74	North Texas State.....	1970
5.	73	Miami (OH).....	1970

Most Rushing Yards

1.	464	Case-Western Reserve.....	1953
	464	Virginia Military Institute.....	1953
3.	422	Kansas State.....	1966
4.	421	Marshall.....	1946
5.	419	Xavier.....	1970
6.	409	Alabama A&M.....	2018
	405	Miami (OH).....	1996
7.	402	North Texas State.....	1970
8.	389	Xavier.....	1946
9.	387	Austin Peay.....	2011
10.	383	South Dakota.....	1965

Most Rushing Touchdowns

1.	14	Transylvania	1912
2.	10	Case-Western Reserve.....	1953
	10	Virginia Military Institute.....	1953

Most Passing Attempts

1.	64	@ Memphis.....	2015
2.	61	USF.....	2010
3.	60	@ Miami (Fla.).....	2014
4.	59	Southern Miss.....	1999
5.	57	Ohio.....	1968

Most Passes Completed

1.	38	@ Memphis.....	2015
	36	Ohio.....	1968
3.	35	Southern Miss.....	1999
4.	34	USF.....	2010
5.	33	@ SMU.....	2018

Most Passing Yards

1.	620	@ Memphis.....	2015
2.	584	Ohio.....	1968
3.	512	USF.....	2010
4.	507	@ Rutgers.....	2013
5.	480	UConn.....	2009
6.	438	EKU.....	2023
7.	436	ECU.....	2014
	436	Toledo.....	2014
	436	Louisville.....	1968
10.	431	Syracuse.....	2007

Most Interceptions Thrown

1.	6	Xavier.....	1972
2.	5	North Texas.....	2002
	5	Toledo.....	1995
	5	Houston.....	1968
	5	North Texas.....	1967
	5	Xavier.....	1955
	5	Xavier.....	1951

Most Touchdown Passes

1.	7	Northwestern State	2025
2.	6	EKU.....	2023
	6	UCF.....	2015
	6	Toledo.....	2014
	6	@ Rutgers.....	2013
	6	Illinois.....	2009
7.	5	SMU.....	2021
	5	ECU.....	2018
	5	UConn.....	2013
	5	Northwestern State.....	2013
	5	@ Louisville.....	2010
	5	@ Rutgers.....	2009
	5	Southern Miss.....	2004

Most Offensive Plays

1.	100	@ Memphis.....	2015
2.	99	Miami (OH).....	1996
3.	96	Southern Miss.....	1999
4.	95	ECU.....	1998
5.	94	@ Miami (OH).....	2015
	94	Tulsa.....	1978

Most Yards Total Offense

1.	752	@ Memphis.....	2015
2.	741	Alabama A&M.....	2018
3.	726	UCF.....	2015
4.	711	UConn.....	2009
5.	684	Ohio.....	1968
6.	669	Northwestern State.....	2013
7.	667	EKU.....	2023
8.	661	Rutgers.....	2010
9.	659	@ UConn.....	2018
10.	658	Towson.....	2024

Most First Downs

1.	38	Alabama A&M.....	2018
	38	@ Memphis.....	2015
3.	36	Ohio.....	1968
4.	34	Temple.....	2015
	34	Alabama A&M.....	2015

Most Fumbles

1.	15	Louisville.....	1970
2.	9	North Texas State.....	1968
3.	8	Wichita State.....	1960

Most Fumbles Lost

1.	7	Virginia Military Institute.....	1951
2.	6	Louisville.....	1970
	6	Hardin-Simmons.....	1955

Most Turnovers

1.	9	Xavier.....	1955
	9	Hardin-Simmons.....	1955
	9	Virginia Military Institute.....	1951
4.	8	Houston.....	1968
	8	Western Michigan.....	1949

Most Penalties

1.	18	Kansas State.....	1951
2.	15	Xavier.....	1958
3.	14	at Hawai'i.....	2002
	14	Louisville.....	1968

Most Penalty Yards

1.	176	Louisville.....	1968
2.	170	Kentucky.....	1945
3.	161	Dayton.....	1957
4.	159	ECU.....	2020
	142	Toledo.....	1953
5.	140	Kansas State.....	1951

Most Punts

1.	13	Pittsburgh.....	1981
	13	Mississippi State.....	1948
3.	12	Louisville.....	1996
	12	Virginia Tech.....	1995
5.	11	Boston College.....	1997
	11	Central Michigan.....	1990
	11	North Texas State.....	1970
	11	Tulsa.....	1958
	11	Mississippi State.....	1949

Most Punting Yards

1.	510	Louisville.....	1996
2.	502	Arizona State.....	1976
3.	475	Mississippi State.....	1948
4.	460	North Texas State.....	1968
5.	456	Boston College.....	1997
6.	452	Virginia Tech.....	1995
7.	451	Central Michigan.....	1990
8.	425	West Virginia.....	2003
9.	418	Rutgers.....	2008
10.	407	Iowa.....	1990

Most Punt Return Yards

1.	177	Ohio.....	1949
2.	156	Western Reserve.....	1951
3.	150	Western Michigan.....	1950
4.	122	Louisville.....	1997
5.	116	UTEP.....	1950

Most Kickoff Return Yards

1.	295	Memphis.....	1971
2.	278	at Pittsburgh.....	2009
3.	265	at Oklahoma.....	2008
4.	226	Florida.....	2010
	219	Hardin-Simmons.....	1955

Fewest Rushing Attempts

1.	15	Illinois.....	2009
2.	16	at West Virginia.....	2010
	16	Fresno State.....	2009
4.	19	Ohio State.....	2014
	19	at UConn.....	2008
	19	Miami (OH).....	1968
7.	18	at Houston.....	2015
	18	at Pittsburgh.....	2009

Fewest Rushing Yards

1.	-23	Rutgers.....	2005
2.	-20	Northwestern State.....	1977

Fewest Passes Completed

1.	0	Dayton.....	1970
2.	1	Wichita State.....	1965
	1	South Dakota.....	1965
	1	Wichita State.....	1962
	1	Tulsa.....	1959

Fewest Passing Yards

1.	0	Dayton.....	1970
2.	6	Wichita State.....	1965
3.	8	South Dakota.....	1965
4.	11	Wichita State.....	1962
5.	14	Ohio.....	1970

Fewest Yards Total Offense

1.	46	North Texas.....	1959
2.	48	Central Michigan.....	1989
3.	69	Iowa.....	1990
4.	97	Houston.....	1957
5.	100	Tulsa.....	1958

Fewest First Downs

1.	3	West Virginia.....	1989
2.	5	Pacific.....	1949
3.	6	Tulsa.....	1958
	6	Xavier.....	1956
	6	@ Navy.....	1956

Fewest Penalties

1.	1	Houston.....	2014
	1	Rutgers.....	1994
	1	Louisville.....	1966
	1	Memphis.....	1966
	1	Army.....	1963
	1	Hawai'i.....	1954

Fewest Yards Penalized

1.	4	Memphis.....	1966
2.	5	Army.....	1963
3.	10	Houston.....	2014
	10	Temple.....	2003
	10	Rutgers.....	1994
5.	12	Wichita State.....	1965
6.	13	South Dakota.....	1965

Fewest Punts

1.	0	UCF.....	2015
	0	Miami (OH).....	2008
	0	Memphis.....	1998
	0	Miami (OH).....	1954
3.	1	Eight Times	
		Last at Texas Tech.....	2024

OPPONENT SINGLE GAME TEAM RECORDS & OVERTIME RESULTS

Fewest Rushing Attempts

1.	17	Dayton.....	1961
2.	18	@ East Carolina.....	2015
3.	19	Miami (OH).....	2012
	19	Xavier.....	1954
	19	Akron.....	2006

Fewest Rushing Yards

1.	-46	Kansas.....	1997
2.	-37	Wichita State.....	1974
3.	-22	NC State.....	2011
4.	-20	Northwestern State.....	1977
5.	-19	Louisiana-Monroe.....	1996
6.	-17	Louisville.....	1968
7.	-16	Louisiana-Lafayette.....	1975
8.	-15	Syracuse.....	2007
9.	-14	Louisville.....	1981
	-14	Wichita State.....	1965

Fewest Passing Attempts

1.	1	Boston College.....	1964
2.	2	Louisville.....	1953
3.	3	Miami (OH).....	1971
	3	Wichita State.....	1955
	3	Miami (OH).....	1957

Fewest Pass Completions

1.	0	vs. Louisville.....	1974
	0	vs. Ohio.....	1973
	0	vs. Boston College.....	1964
	0	vs. Indiana.....	1963
	0	vs. Ohio.....	1949

Fewest Passing Yards

1.	-1	Xavier.....	1971
2.	0	Louisville.....	1974
	0	Ohio.....	1973
	0	Boston College.....	1964
	0	Indiana.....	1963
	0	Ohio.....	1949

Fewest Yards Total Offense

1.	18	Louisiana-Lafayette.....	1973
2.	22	Ohio.....	1950
3.	32	Xavier.....	1954
4.	53	Kansas.....	1997
5.	70	Louisville.....	1976

Most Points

1.	81	Penn State.....	1991
2.	71	Houston.....	1968
	71	Ohio Wesleyan.....	1928
4.	70	Louisville.....	2004
	70	Florida State.....	1990
6.	69	West Virginia.....	1989

Most Rushing Attempts

1.	86	West Virginia.....	1969
2.	79	Houston.....	1974
	79	Miami (OH).....	1972
4.	76	Miami (OH).....	1967
5.	74	Miami (OH).....	1968

Most Rushing Yards

1.	569	@ Navy.....	2017
2.	539	Northern Illinois.....	1989
3.	500	ECU.....	1987
4.	484	Penn State.....	1991
5.	483	West Virginia.....	1969

Most Passing Yards

1.	535	@ ECU.....	2019
2.	482	vs. Florida.....	2010
3.	464	@ ECU.....	2017
4.	460	Louisville.....	1998
5.	451	Tulsa.....	1965

Most Passing Attempts

1.	67	Louisville.....	1997
2.	66	Indiana.....	2022
	66	Houston.....	1993
4.	62	ECU.....	2014
	62	ECU.....	1997

Most Pass Completions

1.	38	Duke.....	2012
2.	37	ECU.....	1997
3.	36	Oklahoma.....	2010
	36	Houston.....	1992
5.	35	ECU.....	2014
6.	34	@ ECU.....	2015
	34	@ Tennessee.....	2011

Most Yards Total

1.	742	Louisville.....	1998
2.	710	@ Ohio State.....	2014
	706	Penn State.....	1991
4.	696	Houston.....	1968
5.	662	Iowa.....	1990

Most Passes Intercepted

1.	7	Kansas State.....	1951
2.	6	Oregon State.....	2007
	6	North Texas.....	1966
	6	UTEP.....	1951
	6	Mississippi State.....	1949

Most Interception Return Yards

1.	162	Dayton.....	1956
2.	138	UTEP.....	1951
3.	123	Memphis.....	1998
4.	117	Memphis.....	1995
5.	110	Oregon State.....	2007

Most Turnovers Forced

1.	8	Rice.....	1974
2.	7	Oregon State.....	2007
	7	Memphis.....	2000
	7	ECU.....	1990
	7	Rutgers.....	1983

OVERTIME RECORDS

YEAR	OPPONENT	W/L	LENGTH	REGULATION	FINAL
1996	Miami (OH)	W	3OT	17-17	30-23
1997	at Houston *	L	2OT	31-31	41-38
	at Miami (OH)	W	2OT	24-24	34-31
1999	UAB *	L	OT	21-21	24-21
2000	at Wisconsin	L	OT	22-22	28-25
	at Memphis *	W	OT	10-10	13-10
2002	TCU *	W	OT	29-29	36-29
2003	Temple	W	3OT	24-24	30-24
	at USF *	L	2OT	10-10	24-17
2008	at No. 20 West Virginia *	W	OT	20-20	26-23
2012	at No. 16/14 Louisville *	L	OT	31-31	34-31
2013	No. 19/16 Louisville *	L	OT	24-24	31-24
2016	at Tulsa *	L	OT	34-34	40-37
2017	SMU *	L	OT	28-28	31-28
2018	at Temple *	L	OT	17-17	24-17
	at SMU *	W	OT	20-20	26-20
2023	Miami (OH)	L	OT	24-24	31-24

* - Conference Game

CINCINNATI'S RECORD WHEN ...

All Overtime Games.....	7-10
One Overtime:.....	4-8
Two Overtimes:.....	1-2
Three Overtimes:.....	2-0
Overtime at Home.....	3-4
Overtime on the Road.....	4-6
Overtime Conference Games.....	4-8
Overtime Non-Conference Games.....	3-2
Overtime Coin Toss.....	9-8

POSSESSION RESULT

	CINCINNATI	OPP.
Touchdowns	8	8
Field Goals	6	7
Missed Field Goals	0	3
Turnovers	6	5