

2025 GAME NOTES

CINCINNATI / FOOTBALL

GAME
8

CINCINNATI

#21 CINCINNATI BEARCATS

6-1 • 4-0 BIG 12



BAYLOR BEARS

4-3 • 2-2 BIG 12

BAYLOR

SATURDAY, OCT. 25, 2025 • 4 PM ET • CARSON FIELD AT HISTORIC NIPPERT STADIUM • CINCINNATI, OHIO

THE STRONG SHALL REIGN

2025 SCHEDULE

| DATE | OPPONENT (TV) | RESULT/TIME (ET) |
|----------|----------------------------------|------------------|
| Aug. 28 | vs. Nebraska [^] (ESPN) | L, 17-20 |
| SEPT. 6 | BOWLING GREEN (ESPN+) | W, 34-20 |
| SEPT. 13 | NORTHWESTERN STATE (ESPN+) | W, 70-0 |
| Sept. 27 | at Kansas* (TNT/truTV/HBO Max) | W, 37-34 |
| OCT. 4 | #14/12 IOWA STATE* (ESPN2) | W, 38-30 |
| OCT. 11 | UCF* (FS1) | W, 20-11 |
| Oct. 18 | at Oklahoma State* (ESPN2) | W, 49-17 |
| OCT. 25 | BAYLOR* (ESPN2) | 4:00 P.M. |
| Nov. 1 | at Utah* | TBA |
| NOV. 15 | ARIZONA* | TBA |
| NOV. 22 | BYU* | TBA |
| Nov. 29 | at TCU* | TBA |

All times ET. Home in **BOLD CAPS**, played at Nippert Stadium

* - Big 12 Conference game; ^ - GEHA Field (Kansas City)

ON THE AIR

TV: ESPN2

Play-by-Play.....Mike Monaco
Analyst.....Kirk Morrison
Sideline Reporter.....Dawn Davenport

RADIO: BEARCATS SPORTS NETWORK

Play-by-Play.....Dan Hoard
Analyst.....Tony Pike
Host/Engineer.....Mo Egger
Local: 700 WLW

Satellite: SiriusXM 162 or 199 and on the SiriusXM App

App: iHeart Radio App and The Varsity Network: Search "Cincinnati"

LIVE STATS: Cincinnati.StatBroadcast.com

TABLE OF CONTENTS

| | |
|---|-------|
| Quick Hits..... | 1 |
| Media Information..... | 2 |
| Matchup Information..... | 3 |
| Game Notes..... | 4-11 |
| Nippert Stadium/Indoor Practice Facility..... | 12-13 |
| Rosters..... | 14-15 |
| Depth Chart/Pronunciations..... | 16 |
| Head Coach Scott Satterfield..... | 17-18 |
| Assistant Coaches/Support Staff..... | 19 |
| Player Capsules..... | 20-30 |
| Starter Information..... | 31 |
| Last Time It Happened..... | 32 |
| Single-Game Records..... | 33 |
| Game Capsules..... | 34-36 |
| Statistics..... | 37-48 |
| Scoring Drives/Long Plays..... | 49 |
| Record Book..... | 50-61 |



#21 CINCINNATI BEARCATS

Head Coach Scott Satterfield

Record at Cincinnati 14-17 (.452, 3rd Year)

Overall Record 90-65 (.581, 13th Year)



BAYLOR BEARS

Head Coach Dave Aranda

Record at School 35-33 (.515, 6th Year)

Overall Record 35-33 (.515, 6th Year)

GAME INFORMATION

Facility Carson Field at Historic Nippert Stadium

Capacity 38,007

TV ESPN2

Radio 700 WLW | SiriusXM 162 or 199 and on the SiriusXM App

Series Record Baylor leads, 1-0

Home/Away/Neutral 0-1/0-0/0-0

Last Meeting Baylor won 32-29 in 2023 in Cincinnati

Series Streak L1

BEARCATS BRING SIX-GAME WIN STREAK TO 99TH HOMECOMING GAME VERSUS BAYLOR

- The No. 21-ranked Cincinnati football team brings a six-game win streak into Saturday's 4 p.m. homecoming matchup with Baylor. The Bearcats are 6-1 overall and bowl eligible for the 15th time in the last 20 seasons following last weekend's 49-17 victory at Oklahoma State. Cincinnati is 4-0 in the Big 12 and tied for first-place in the conference standings with BYU.
- Cincinnati star QB Brendan Sorsby passed for four TDs and added a rushing score, while WR Cyrus Allen tied a school record with three receiving TDs and CB Matthew McDoom's 100 INT return TD was longest in school history in the victory.
- The Bearcats welcome the Bears (4-3, 2-2) for the 99th Homecoming game in school history. The game features two of the best offenses in college football, and the two highest-scoring teams in Big 12-only matchups this fall.
- Cincinnati is averaging 36 ppg in four conference games, while Baylor is averaging 35 ppg.
- The game will also feature a battle between two of the nation's top QBs. Sorsby leads the nation in total TDs (24) and Baylor's Sawyer Robertson (23) ranks right behind him. Robertson leads the nation in passing yards (339.4 YPG) and TD passes (21).

MORE ON HOMECOMING AND THE HALL OF FAME

- The homecoming parade will begin at 12 p.m. on Clifton Avenue on UC's campus. UC holds an all-time record of 62-32-4 on Homecoming, including a 20-5 mark since 2000. UC has won 12 of its last 14 homecoming games.
- Last season, Cincinnati defeated eventual Big 12 champion, Arizona State, 24-14, on Homecoming on Oct. 19, 2024. RB Corey Kiner rushed for 102 yards, while Sorsby added two rushing TD and 206 passing yards. The UC defenses held ASU star RB Cam Skattebo to 75 yards rushing, while S Antwan Peek recorded a forced fumble and LB Johnathan Thompson tallied eight tackles.
- The HOF class features Tony Pike (football, 2004-09) and Mike Mickens (football, 2005-08), who took UC football to new heights, including its first-ever New Years Six bowl; longtime women's soccer head coach Meridy Glenn (1984-2007), who built a program with 255 wins and six NCAA Tournament appearances; UC women's basketball's all-time assists leader KB Sharp (1999-2003); three-time volleyball All-American Jessie Nevitt (2005-08); and Tom Marvaso (football, 1973-75), one of the program's greatest defensive backs and return specialists.
- The Hall of Fame ceremony will begin at 7 p.m. at Fifth Third Arena on Friday night and is free to the public.

CINCY BUILDING A RESUME

- UC remains No. 2 in the nation in yards per play (7.72) and has proven to have the most balanced offense in the country, ranking fifth nationally in yards per rush (6.05) and fourth in pass efficiency (179.52). Cincinnati is tied for first nationally in fourth down conversion percentage (.889), red zone offense (1.000) and fewest sacks allowed (2.0). UC's scoring defense (18.9) ranks No. 5 in the Big 12 and No. 26 in the nation. Cincinnati has only turned the ball over four times - fewest in the Big 12.
- Cincinnati is the nation's 16th most efficient team, including the fourth-most efficient offense and the 13th-most efficient special teams in the country. The Bearcats have the nation's 23rd best Strength of Record per ESPN.
- ESPN's Football Power Index currently predicts the Bearcats to win 8.6 games and 10.7% chance to win the Big 12.

SORSBY IS RANKED AMONG NATION'S BEST QUARTERBACKS

- Sorsby, a Denton, Texas native, is the Big 12's highest-rated QB by PFF (91.9) and Total QBR (85.0), ranking second (behind OSU's Sayin) and No. 7 nationally in the metrics. He has 24 total TDs (18 passing, six rushing) against just one turnover, in opener.
- He is a two-time Big 12 Offensive Player of the Week, claiming the awards after the Northwestern State and Kansas games.
- This season, he has a five-touchdown first quarter vs. Northwestern State, a game-winning come-from-behind TD drive on the road at Kansas, the nation's highest single-game QBR this year (99.8, NW ST), two 300-yard games and five three-total-TD games.
- Sorsby leads the Big 12 in yards per completion (14.4) and ranks third in the Big 12 and sixth in the nation in passer rating (176.76). This would be the highest single-season passer rating for a UC starting QB in school history.
- Sorsby leads the country with 16 TD passes in the first half this season (two more than Alabama's Simpson and Indiana's Mendoza). He has zero turnovers and 1,084 passing yards with a 190.68 passer rating before halftime this season.
- Sorsby has carved up opposing defenses in Big 12 play this year, connecting on 75-of-119 passes for 1,077 yards and 10 touchdowns with zero interceptions. He has also rushed for two scores in conference play.
- At home in 2025: Sorsby has completed 45 of 64 passes for 800 yards and 10 TDs with no turnovers. He has added 143 yards on 18 carries (7.9 ypc) with three TDs on the ground, as well.
- Over nine games at Nippert Stadium in his career: Sorsby has completed 170 of 249 passes for 2,314 yards and 18 TDs with three INTs in 2024 and 2025. He has rushed for 319 yards and 10 touchdowns at Nippert Stadium.

NIPPERT STADIUM: OUR HISTORIC HOME

- UC has played at the same site since 1901, making Carson Field the second-oldest playing site in the nation for college football - behind only Penn's Franklin Field. Arch Carson, as team captain, helped start football at UC in 1885 and in 1901 as physical director at UC, he led the construction of the field. In 1915, brick and concrete structure replaced wooden stands.
- On Nov. 8, 1924, the completed stadium was dedicated as James Gamble Nippert Memorial Stadium with a capacity of 12,000.
- The stadium was named in honor of team captain Jimmy Nippert who died a month after sustaining a spike wound injury during the season-ending clash with Miami (Ohio). His grandfather, James N. Gamble of Procter and Gamble funded the completion.
- Today, Nippert Stadium holds just over 38,000 seats, features more than 1,000 club-level seats and over 50 suites, and sits at a bowl below the surface at the center of campus. The "Wrigley Field of college football" provides a unique homefield advantage.
- Since the start of 2015, Cincinnati is 49-19 (72.1%) at Nippert Stadium and 93-31 (75%) since 2000. •

GET CONNECTED:

GoBears
GoBearsFootballGoBears
GoBearsFB / CoachSattUCGoBears
GoBearsFB

The University of Cincinnati Athletics Communications and Strategic Brand Engagement Office is ready to assist you in to make the experience of covering UC Athletics productive and rewarding.

Richard E. Lindner Center • Suite 860
2751 O'Varsity Way • Cincinnati, OH 45221-0021

SID Phone 513-556-5191
Press Box Phone 513-556-1010
Website GoBEARCATS.com

Zach Stipe (Coach Satterfield) Associate AD/Comms. & SBE
865-244-6119 stipezd@ucmail.uc.edu
David Cohen (Players) Director, SBE
817-739-6585 cohend3@ucmail.uc.edu
Chris Cullum (Secondary) Director, SBE
630-220-4147 cullumcm@ucmail.uc.edu

ON THE WEB

Information on the University of Cincinnati football team is available at www.GoBEARCATS.com. To receive the UC updates via email, please send a request to Zach Stipe (stipezd@ucmail.uc.edu), Chris Cullum (cullumcm@ucmail.uc.edu) or David Cohen (cohend3@ucmail.uc.edu).

PRACTICES

During a typical Saturday game week, media may interview players and coaches immediately following practice on Tuesday. Practice is generally closed to the public. Anyone hoping to observe practice should contact UC Athletics Communications in advance. Failure to do so may result in an individual's removal from the venue. During regular-season practices, unless otherwise noted, still and television photographers will be allowed to shoot stretching and select periods.

PRESS BOX SERVICES

All media members will be provided with access to game notes via GoBEARCATS.com. At the quarter breaks and halftime, quickie stats and drive charts will be printed and distributed via email. Following the game, a complete post-game statistics package will be distributed via email and will contain a scoring summary, final team statistics, final individual statistics, complete play-by-play, drive charts for both halves, halftime statistics, defensive statistics, substitution chart, postgame quotes from both head coaches and players and postgame notes.

LIVE STATS

Live in-game statistics will be available via StatBroadcast.

INTERNET

Wireless Internet is available in the press box at Nippert Stadium. Members of the Athletics Communications staff will be available to assist you. There is no access fee.

WEEKLY MEDIA AVAILABILITY

Head Coach Scott Satterfield will be available to the media every Tuesday at noon ET during the season with the exception of UC's bye weeks. The press conference is streamed live on ESPN+ and @GoBears on Twitter. Players will be made available at the discretion of the coaching staff.

MEDIA CREDENTIALS

Requests for official working media credentials should be directed to the UC Sports Communications Office. All requests should be received no later than noon, four days prior to the game. Visit the football page at GoBEARCATS.com to request credentials online.

Season credentials will be available for pickup prior to the first game. Credentials may be picked up on gameday at the media will call located at the TUC.

On gameday, media should park in Clifton Court Garage and enter Nippert Stadium through Gate J.

Please contact Zach Stipe for any UC Football credential needs.

SCOUTING PASSES

Professional scouts may obtain credentials through UC's Athletics Communications Office. Scouts will be issued seating in the press box on a space-available basis.

SIDELINE PASSES

The University of Cincinnati follows NCAA guidelines regarding media representatives on the sidelines. Photographers and videographers are permitted to shoot between the 25-yard lines and the goal lines on both sidelines and behind the restraining line in the end zone.

SCOTT SATTERFIELD RADIO SHOW

The hour-long program with Coach Satterfield, Dan Hoard and select players will air weekly on Tuesdays from 8-9 p.m. ET on WCKY and 700 WLW AM this season. Fans can listen online at iheart.com and through 700 WLW's iHeartRadio app. For those who can't catch the program live, a podcast of the weekly program will be made available free of charge on 700WLW.com.

MOBILE APP

The Cincinnati Bearcats app for iPhone, iPad and Android devices offers fans a wide variety of information on the Bearcats — home and away. The free app is available in the App Store and Google Play.

2025 QUICK FACTS

GENERAL INFORMATION

Location: Cincinnati, Ohio 45221
Founded: 1819
Enrollment: 54,000+ (Fall 2025)
Conference: Big 12
Nickname: Bearcats
Colors: Red (PMS 186) and Black
Home Field: Nippert Stadium
Surface/Capacity: Motz 24/7 Field System/38,088
President: Neville G. Pinto, PhD
Director of Athletics: John Cunningham
Faculty Representative: Brian Hatch, PhD

HISTORY

First Year of Football: 1885
All-Time Record: 673-616-50
All-Time Bowl Record: 10-12
Last Bowl: 2022 Wasabi Fenway Bowl
Last Bowl Opponent: Louisville (L, 7-24)

2025 TEAM INFORMATION

Basic Offense: Multiple
Basic Defense: Multiple
Letterwinners Returning/Lost: 30/31
Starters Returning/Lost: 9/16
O | D | ST: 4/7 | 5/6 | 0/3

2024 INFORMATION

Overall Record: 5-7
Home/Road/Neutral: 3-3/2-4/0-0
Big 12 Record: 3-6
Final Ranking: NR

COACHING STAFF

Head Coach: Scott Satterfield
Alma Mater: Appalachian State '96
Record at UC/Years: 14-17/3
Career Record/Years: 90-65/13
Twitter: @CoachSattUC
Best time to reach coach: Contact SID

Defensive Coordinator/Safeties: Tyson Viedt
Offensive Coordinator/WRs: Brad Glenn
Co-Defensive Coordinator/Linebackers: Cortney Braswell
Assistant Coaches: Adam Braithwaite (STARS), Nic Cardwell (OL), Sean Dawkins (RB), Eddie Hicks (CB), Josh Stepp (TE), Walter Stewart (DL), Pete Thomas (QB), Luke Paschall (ST), Vijay Stingley (IWR), Chris Canada (Asst. QB), Tim Conner (Asst. ST), Grant Gourley (Asst. CB), Josh Runda (Asst. S), David Flores (Asst. OL), Roger Carter (Asst. RB), Theo Lemon (Asst. DL), Jacob Brandon (Asst. LB)
Director of FB Sports Performance: Niko Palazeti
Chief Of Staff: Brad Wittke
General Manager: Zach Grant
Senior Advisor to the Head Coach: Robern Nunn

collegepressbox
SINCE 2005 EVERYTHING BUT THE PREGAME MEAL

collegepressbox is the official media website for Division I football. Access and download game notes, quotes, statistics, media guides, headshots, logos and more for all FBS schools, conferences, postseason games, awards and the College Football Playoff. For access, please register for an account at collegepressbox.com/register.

OPPONENT INFORMATION

HEAD COACH: Dove Aranda
RECORD AT SCHOOL: 35-33 (.515, 6th Year)
CONFERENCE: Big 12
2025 RECORD: 4-3, 2-2 Big 12
2024 POSTSEASON: Lost to LSU, 31-44, Kinder's Texas Bowl



SERIES INFORMATION

Series Record Baylor leads, 1-0
At Cincinnati Baylor leads 1-0
At Baylor N/A
At Neutral Sites N/A
Most UC points 29 (2023)
Most Baylor points 32 (2023)
Combined points 61, 2023
Biggest UC win N/A
Biggest Baylor win 32-29 (2023)

GAME-BY-GAME

| Year | Site | Score | Winner |
|------|------------|-------|--------|
| 2023 | Cincinnati | 32-29 | Baylor |

LAST TIME VS. BAYLOR

| | | | | | |
|------------------|---|----|---|----|----|
| at BAYLOR | | | | | |
| October 21, 2023 | | | | | |
| CINCINNATI, OHIO | | | | | |
| | 1 | 2 | 3 | 4 | F |
| BAY | 3 | 17 | 9 | 3 | 32 |
| Cincinnati | 0 | 14 | 0 | 15 | 29 |

| | | |
|----------------------------------|---------|---------|
| | BAY | CIN |
| FIRST DOWNS | 22 | 21 |
| RUSHES-YARDS (NET) | 28-80 | 43-288 |
| PASSING YDS (NET) | 316 | 162 |
| Passes Att-Comp-Int | 42-25-0 | 31-19-0 |
| TOTAL OFFENSE PLAYS-YARDS | 70-396 | 74-450 |
| Fumble Returns-Yards | 0-0 | 0-0 |
| Punt Returns-Yards | 4-52 | 0-0 |
| Kickoff Returns-Yards | 1-488 | 3-320 |
| Interception Returns-Yards | 0-0 | 0-0 |
| Punts (Number-Avg) | 2-49.5 | 4-45.5 |
| Fumbles-Lost | 0-0 | 0-1 |
| Penalties-Yards | 5-20 | 4-40 |
| Possession Time | 31:13 | 28:47 |
| Third-Down Conversions | 5 of 13 | 7 of 15 |
| Fourth-Down Conversions | 0 of 2 | 1 of 4 |
| Red-Zone Scores-Chances | 4-4 | 2-4 |
| Sacks By: Number-Yards | 2-15 | 3-19 |

RUSHING: Cincinnati- KINER, Corey 15-132; MONTGOMERY, Myles 10-105; JONES, Emory 18-75
BAY- RICHARDSON, Dominic 8-39; SHAPEN, Blake 9-39; BALDWIN, Monaray 1-12; REESE, Richard 3-12; PENDERGRASS, Dawson 4-12; CAMERON, Josh 1-0

PASSING: Cincinnati- JONES, Emory 19-30-0-162
BAY- SHAPEN, Blake 25-42-0-316

RECEIVING: Cincinnati- HENDERSON, Xzavier 8-82; SMITH, Braden 3-24; TURNER, Aaron 2-7; METAYER, Chamon 5-50; KINER, Corey 1 (-1)
BAY- JACKSON JR, Ketron 5-130; BALDWIN, Monaray 7-49; DABNEY, Drake 2-48; CAMERON, Josh 3-46; ROBERTS, Jake 4-24; JOHNSON, Kelsey 2-17; RICHARDSON, Dominic 1-6; REESE, Richard 1 (-4)

RECORD UNDER SATTERFIELD

| | | |
|----------------|-------|--------|
| | AT UC | STREAK |
| Overall | 14-17 | W6 |
| Home | 8-9 | W4 |
| Road | 6-7 | W3 |
| Neutral | 0-1 | L1 |
| Conference | 7-14 | W4 |
| Home | 4-7 | W2 |
| Road | 4-7 | W2 |
| Neutral | 0-0 | |
| Non-Conference | 6-3 | W3 |
| Home | 2-2 | W1 |
| Road | 3-0 | W3 |
| Neutral | 0-1 | L1 |
| Postseason | | |
| Home | 0-0 | |
| Away | 0-0 | |
| Neutral | 0-0 | |

THE MATCH UP

| | | | | | |
|------------------------------|--|--|--|--------|--------|
| CINCINNATI (6-1, 4-0 BIG 12) | | | | CIN | OPP |
| TEAM STATISTICS | | | | | |
| Points/Game | | | | 37.9 | 18.9 |
| First Downs | | | | 150 | 151 |
| Rushing/Game | | | | 185.4 | 143.3 |
| Passing/Game | | | | 261.0 | 240.1 |
| Total Offense/Game | | | | 446.4 | 383.4 |
| Fumbles-Lost | | | | 7-3 | 14-4 |
| Pen./Yds per Game | | | | 50-484 | 43-328 |
| Time of Possession | | | | 23:54 | 34:40 |

INDIVIDUAL LEADERS

| | | | | | |
|---------|-----|-----|-----|----|------|
| RUSHING | Att | Net | Avg | TD | YPG |
| Pryor | 53 | 421 | 7.8 | 2 | 58.9 |
| Walker | 71 | 382 | 5.4 | 3 | 54.6 |

| | | | | | |
|---------|-----------|------|------|----|-------|
| PASSING | C-A-I | Pct. | Yds | TD | YPG |
| Sorsby | 119-182-1 | 65.4 | 1718 | 17 | 245.4 |

| | | | | | |
|-----------|-----|-----|------|----|------|
| RECEIVING | Rec | Yds | Avg | TD | YPG |
| Allen | 30 | 331 | 11.0 | 7 | 47.3 |
| Royer | 21 | 328 | 15.6 | 4 | 46.9 |

| | | | | | |
|--------------|----------|-----|------|------|-----|
| DEFENSE | U-A-TT | TFL | Sck. | Int. | PBU |
| Golday | 28-34-62 | 3.0 | 3.0 | 0 | 1 |
| Gola-Callard | 14-25-39 | 2.5 | 2.5 | 0 | 3 |

| | | | | | |
|--------------------------|--|--|--|--------|--------|
| BAYLOR (4-3, 2-2 Big 12) | | | | BAY | OPP |
| TEAM STATISTICS | | | | | |
| Points/Game | | | | 36.29 | 31.43 |
| First Downs | | | | 183 | 158 |
| Rushing/Game | | | | 141.9 | 179.9 |
| Passing/Game | | | | 344.3 | 227.1 |
| Total Offense/Game | | | | 486.1 | 407.0 |
| Fumbles-Lost | | | | 8-7 | 8-2 |
| Pen./Yds per Game | | | | 43-423 | 43-466 |
| Time of Possession | | | | 28:59 | 31:01 |

INDIVIDUAL LEADERS

| | | | | | |
|------------|-----|-----|-----|----|------|
| RUSHING | Att | Net | Avg | TD | YPG |
| Washington | 113 | 580 | 5.1 | 6 | 82.8 |
| Knighten | 47 | 211 | 4.5 | 1 | 30.1 |

| | | | | | |
|-----------|-----------|------|------|----|-------|
| PASSING | C-A-I | Pct. | Yds | TD | YPG |
| Robertson | 183-300-7 | 61.0 | 2376 | 21 | 339.4 |

| | | | | | |
|-----------|-----|-----|------|----|------|
| RECEIVING | Rec | Yds | Avg | TD | YPG |
| Cameron | 40 | 542 | 13.5 | 3 | 77.4 |
| Trigg | 32 | 495 | 15.5 | 4 | 70.7 |

| | | | | | |
|---------|----------|-----|------|------|-----|
| DEFENSE | U-A-TT | TFL | Sck. | Int. | PBU |
| Thomas | 34-29-63 | 3.0 | 0.0 | 0 | 2 |
| Bobby | 26-15-41 | 0.0 | 0.0 | 0 | 1 |

| | | | | |
|------------------------------|--|--|-----|-----|
| 2025 NCAA TEAM RANKINGS | | | CIN | BAY |
| CATEGORY | | | | |
| Total Offense | | | 29 | 2 |
| Rushing Offense | | | 43 | 90 |
| Passing Offense | | | 42 | 1 |
| Team Passing Efficiency | | | 5 | 48 |
| Scoring Offense | | | 15 | 24 |
| Total Defense | | | 89 | 105 |
| Rushing Defense | | | 66 | 110 |
| Passing Yards Allowed | | | 96 | 77 |
| Team Passing Effic. Def. | | | 89 | 87 |
| Scoring Defense | | | 26 | 116 |
| Turnover Margin | | | 58 | 124 |
| 3rd Down Conversion Pct | | | 79 | 81 |
| 4th Down Conversion Pct | | | 1 | 85 |
| 3rd Down Conversion Pct Def. | | | 48 | 89 |
| 4th Down Conversion Pct Def. | | | 71 | 72 |
| Red Zone Offense | | | 1 | 88 |
| Red Zone Defense | | | 14 | 96 |
| Net Punting | | | 9 | 2 |
| Punt Returns | | | 120 | 114 |
| Kickoff Returns | | | 37 | 55 |
| First Downs Offense | | | 56 | 4 |
| First Downs Defense | | | 107 | 117 |
| Fewest Penalties Per Game | | | 99 | 58 |
| Time of Possession | | | 134 | 91 |

2025 CINCINNATI FOOTBALL

PRESEASON ALL-AMERICAN

A two-time All-American, "The Godfather" earned his third consecutive all-conference nod last season, collecting First Team All-Big 12 honors. He logged 26 tackles, 5.0 tackles for loss, and 3.5 sacks while overcoming a difficult offseason that saw him sidelined with blood clots for three months. Corleone returned to action on Sept. 3 last year and made an immediate impact.



SINCE 1901 AND 1915

- Nippert Stadium has been the Bengals playing site since 1901 and the stadium underwent construction in 1915, making it one of the oldest active stadiums in the NCAA FBS. Penn's Franklin Field (1895) takes the honor as the oldest playing site and stadium in Division I.

OLDEST FBS STADIUMS

| YEAR | STADIUM | TEAM |
|------|------------------|-------------------|
| 1913 | Bobby Dodd | Georgia Tech |
| 1914 | Davis Wade | Mississippi State |
| 1915 | Nippert | Cincinnati |
| | Vaught-Hemingway | Ole Miss |
| 1917 | Camp Randall | Wisconsin |

OLDEST FBS PLAYING SITES

| YEAR | SITE | TEAM |
|------|-----------------|------------|
| 1901 | Nippert Stadium | Cincinnati |
| 1904 | Kyle Field | Texas A&M |

BEARCATS IN THE PROS

20 former UC players are on active NFL rosters.

NATIONAL FOOTBALL LEAGUE

| PLAYER | TEAM | POS. |
|------------------|-----------------------|------|
| Jared Bartlett* | Arizona Cardinals | LB |
| Josiah Deguara* | Arizona Cardinals | TE |
| Emory Jones^ | Atlanta Falcons | QB |
| Jerome Ford | Cleveland Browns | RB |
| Josh Whyle* | Green Bay Packers | TE |
| John Williams^ | Green Bay Packers | OL |
| Alec Pierce | Indianapolis Colts | WR |
| Bryan Cook | Kansas City Chiefs | S |
| Travis Kelce | Kansas City Chiefs | TE |
| Tre Tucker | Las Vegas Raiders | WR |
| Corey Kiner* | Minnesota Vikings | RB |
| Ivan Pace Jr. | Minnesota Vikings | ILB |
| Eric Wilson | Minnesota Vikings | ILB |
| James Hudson III | New York Giants | OT |
| Jowon Briggs | New York Jets | DT |
| Sauce Gardner | New York Jets | CB |
| Coby Bryant | Seattle Seahawks | CB |
| Derrick Canteen* | San Francisco 49ers | CB |
| Lorenz Metz* | Tampa Bay Buccaneers | OT |
| Chris Moore* | Washington Commanders | WR |

* Practice Squad | ^ Injured Reserve | As of Oct. 6

2025 HONORS AND AWARDS

Cyrus Allen

PFF Big 12 Team of the Week (Week 5)

Deondre Buford

Big 12 Offensive Line of the Week (Week 2)
Big 12 Offensive Line of the Week (Week 5)
Big 12 Offensive Line of the Week (Week 6)

Jeff Caldwell

Bruce Feldman's "Freaks" List

Dontay Corleone

Walter Camp Preseason Second Team All-American
Phil Steele Preseason All-American
Bronko Nagurski Trophy Watch List
Outland Trophy Watch List
Bednarik Trophy Watch List
Bruce Feldman's "Freaks" List
Panini Senior Bowl 300 Watch List

Joe Cotton

Big 12 Offensive Line of the Week (Week 2)
Big 12 Offensive Line of the Week (Week 5)
Big 12 Offensive Line of the Week (Week 6)
PFF Big 12 Team of the Week (Week 6)

Max Fletcher

Big 12 Special Teams Player of the Week (Week 7)
Ray Guy Award "Ray's 8" (Week 5)

Gavin Gerhardt

PFF Big 12 Team of the Week (Week 7)
Big 12 Offensive Line of the Week (Week 2)
Big 12 Offensive Line of the Week (Week 5)
Big 12 Offensive Line of the Week (Week 6)
Rimington Award Watch List
Allstate Good Works Watch List
Wuerffel Trophy Watch List

Jake Golday

Senior Bowl Defensive Player of the Week (Week 6)
Big 12 Defensive Player of the Week (Week 1)
Big 12 Defensive Player of the Week (Week 6)
PFF Big 12 Team of the Week (Week 6)
Bruce Feldman's "Freaks" List
Panini Senior Bowl 300 Watch List

Stephen Rusnak

PFF Big 12 Team of the Week (Week 8)

Joe Royer

PFF Big 12 Team of the Week (Week 8)
Mackey Award Watch List
Panini Senior Bowl 300 Watch List

Stephen Rusnak

Big 12 Special Teams Player of the Week (Week 5)

Brendan Sorsby

East-West Shrine Bowl Monday Morning QB Week 8)
PFF Big 12 Team of the Week (Week 3)
PFF Big 12 Team of the Week (Week 5)
PFF Big 12 Team of the Week (Week 8)
Big 12 Offensive Player of the Week (Week 3)
Big 12 Offensive Player of the Week (Week 5)
Manning Award Star of the Week (Week 5)
Earl Campbell Tyler Rose Player of the Week (Week 6)
Davey O'Brien Award Watch List
Maxwell Award Watch List
Manning Award Watch List
Johnny Unitas Golden Arm Award Watch List
Earl Campbell Tyler Rose Award Watch List

Evan Tengesdahl

PFF Big 12 Team of the Week (Week 7)
Big 12 Offensive Line of the Week (Week 2)
Big 12 Offensive Line of the Week (Week 5)
Big 12 Offensive Line of the Week (Week 6)

Jonathan Thompson

PFF Big 12 Team of the Week (Week 1)

Taran Tyo

PFF National Team of the Week (Week 8)
Big 12 Offensive Line of the Week (Week 2)
Big 12 Offensive Line of the Week (Week 5)
Big 12 Offensive Line of the Week (Week 6)
PFF Big 12 Team of the Week (Week 6)
PFF Big 12 Team of the Week (Week 8)

Xavier Williams

PFF Big 12 Team of the Week (Week 1)

DOUBLE DUTY

UC radio voice Dan Hoard also serves as the PxP man for the Cincinnati Bengals, making him the only broadcaster in the country to handle radio PxP duties for an NCAA FBS and NFL team. Hoard is in his 26th season covering Cincinnati Football. ESPN CFB commentators Wes Durham (Atlanta), Dave Pasch (Arizona) and Bob Wischusen (NY Jets) are NFL radio voices.

Hoard received the Marty Glickman Award for Leadership in Sports Media from Syracuse University's Newhouse School of Public Communications on Nov. 20, 2024. Previous winners of the award include Mike Tirico, Bob Costas, Sean McDonough, Beth Mowins, Ian Eagle, Marv Albert, and Dick Stockton.

HALL OF FAME LEGACY ON THE AIR

Hoard's longtime broadcast partner Jim Kelly Jr. passed away on Sunday, Oct. 12. The duo spent 26 years calling Cincinnati Football together, providing a voice for many of the most memorable games and moments in program history.

Hoard has been joined by Tony Pike in the booth for the last three games. Best known as UC's quarterback for its 2008 and 2009 BCS Bowl teams, Pike was drafted by the Carolina Panthers in the sixth round of the 2010 NFL Draft and was a former All-BIG EAST performer at UC.

Hoard, Pike, and the late Kelly Jr. are all members of the Cincinnati Athletics Hall of Fame, which is named after Kelly Jr.'s father, James P. Kelly Sr. Pike is a member of the Class of 2025 and will be inducted on Friday, Oct. 24.

BEARCATS ARE GOING BOWLING

- Cincinnati's win vs. Oklahoma State on Saturday clinched bowl eligibility for the program for the first time since 2022.
- The Bearcats have appeared in 22 bowls in school history and are 10-12 all-time in bowl games.
- Their last bowl appearance was the 2022 Wasabi Fenway Bowl, a 24-7 loss vs. Louisville.
- UC has been to a bowl game in 12 of the last 17 seasons, a stretch that includes four New Year's Six bowls and a College Football Playoff appearance in 2021.

HOMECOMING KINGS

- Saturday's game vs. Baylor will be the 99th Homecoming game in Cincinnati Football history.
- The Bearcats are 62-32-4 all-time on Homecoming and have won 12 of their last 14 Homecoming games.
- Below is a list of Cincinnati's last 10 Homecoming games at Nippert Stadium:

| DATE | OPPONENT | SCORE |
|----------|---------------|----------|
| 10/19/24 | Arizona State | W, 24-14 |
| 10/14/23 | Iowa State | L, 30-10 |
| 10/8/22 | USF | W, 28-24 |
| 11/6/21* | Tulsa | W, 28-20 |
| 10/3/20 | USF | W, 28-7 |
| 11/9/19 | UConn | W, 48-3 |
| 10/6/18 | Tulane | W, 37-21 |
| 10/21/17 | SMU | L, 31-28 |
| 10/22/16 | ECU | W, 31-19 |
| 10/24/15 | UConn | W, 37-13 |

* ESPN College GameDay location

2014 Homecoming game played at Paul Brown Stadium

NOTES FROM GAME 7 AT OKLAHOMA STATE

- Cincinnati won its sixth straight game and clinched bowl eligibility at Oklahoma State on Saturday, Oct. 18, winning by a score of 49-17.
- The Bearcats scored on their first drive of the game and never looked back, and used three fourth-quarter TDs to end the game with an emphatic note.
- Senior cornerback Matthew McDoom's 100-yard pick six in the fourth quarter was notable for many reasons. It was UC's first interception on the season, and also the longest interception return for a touchdown in school history.
- Redshirt junior quarterback Brendan Sorsby was terrific once again, accounting for five touchdowns (four passing, one rushing) in the win. He has accounted for 24 touchdowns this year, the most in the nation.
- The Bearcats' offense was hard to stop, as evidenced by their two 90+-yard scoring drives. They had a 12-play, 94-yard touchdown drive in the second quarter and an 11-play, 95-yard TD drive in the fourth quarter.

HOW WE GOT HERE

- Led by Cincinnati natives and Preseason All-Big 12 honorees defensive lineman Dontay "The Godfather" Corleone and tight end Joe Royer - who both spurned the NFL to come back, and quarterback Brendan Sorsby, linebacker Jake Golday and fourth-year starting center Gavin Gerhardt, Cincinnati had a core of leadership to go along with 21 transfers in Scott Satterfield's third season at Cincinnati.
- UC started 5-2 in 2024, including a win vs. CFP participant Arizona State, but dropped five straight to end the season. The scars from last fall fueled the offseason.
- Cincinnati mostly outplayed Nebraska in the season-opening Battle Kansas City Classic at GEHA Field at Arrowhead Stadium in front of 77,000-mostly Huskers' fans, but fell 20-17 as Sorsby's pass was intercepted in the final seconds.
- UC's quarterback hasn't had a turnover since and has played as arguably the best quarterback in the country since that moment.
- Cincinnati has won six straight with an explosive offense, clutch defense and standout special teams.
- UC beat Bowling Green 38-20, but lost Corleone to an ankle injury for which he would miss the next two games.
- Sorsby threw five TD passes in the first quarter and finished 15-of-15 in a 70-0 victory against overmatched FCS opponent Northwestern State on Sept. 13.
- Sorsby led a game-winning drive in the final two minutes at Kansas in a 37-34 shootout victory over the Jayhawks.

He finished with 388 passing yards and two touchdowns as well as 52 yards on the ground.

- Buoyed by the return of Corleone and game-breaking runs by Evan Pryor, the Bearcats jumped out to 31-7 first-half lead against No. 14/12 Iowa State and outlasted the Cyclones 38-30 for the highest ranked win in Nippert Stadium in 19 years.
- Cincinnati improved its win streak to five with a 20-11 victory over UCF, becoming the first opponent to score in the first quarter against the Knights as Sorsby found wide receiver Jeff Caldwell for two touchdowns.
- Cincinnati's sixth straight win came at Oklahoma State, a 49-17 victory. Sorsby threw for four touchdowns and ran for another in the victory.
- The Bearcats rank second nationally in yards per play and fifth in yards per carry. ESPN rates the Bearcats as the nation's fourth-most efficient offense.
- Led by Gerhardt, first-year starting guard Evan Tengesdahl (PFF's No. 3 rated guard in the country) and left tackle Joe Cotton (Outland National Offensive Lineman of the Week for Week 6), Cincinnati's offensive line has allowed just two sacks - tied for the fewest in the nation - and has collected Big 12 Offensive Line of the Week three times already this season.
- Sorsby has accounted for 24 total touchdown and just that one turnover in the season opener. He is the Big 12's highest rated passer per PFF and ESPN's Total QBR.
- Max Fletcher pinned Iowa State to the 1-yard line in the fourth quarter and followed that up by pinning UCF to the 2 for their final drive in the fourth quarter. He is averaging 44.8 on 21 punts. He has placed nine of 13 punts inside the 20 in conference play.
- Kicker Stephen Rusnak has made all nine of his field goals and has made 20 straight field goals overall after going 11 for 11 at Charlotte last season.
- Jake Golday has been a star on defense, ranking among the Big 12 leaders in tackles per game (8.9) and looking like a bona fide All-American. He has collected Big 12 Defensive Player of the Week honors twice this season and has three games with at least 12 tackles.

POLL POSITION

- UC is ranked No. 21 in both the AP and coaches polls this week.
- The Bearcats entered the Top 25 following the UCF game, entering the polls at No. 24. It marked the first since since the 2022 season that UC was nationally ranked.
- Prior to this, the last time Cincinnati was ranked in the AP poll was Nov. 20, 2022 when it was No. 24.
- The Bearcats were last ranked in the coaches poll on Nov. 20, 2022 at No. 21.
- Cincinnati joins BYU (No. 11 AP/No. 10 Coaches), Texas Tech (No. 14/15) and Arizona State (No. 24/25) as Big 12 teams in the rankings this week. UC hosts BYU on Saturday, Nov. 22.

CINCINNATI MOURNS THE PASSING OF JIM KELLY JR.

- Jim Kelly Jr., a beloved Bearcat who was a member of the UC Athletics Hall of Fame and was a longtime color analyst for Cincinnati's official radio broadcasts, passed away on Sunday, Oct. 12.
- Kelly Jr. grew up around Bearcats football, serving as a ball boy in the 1960s before following in his father Jim Kelly Sr.'s footsteps and playing wide receiver for UC from 1972 to 1975. He caught 76 passes for 964 yards in his career.
- His father played at UC from 1947-50 and served as a coach and administrator until 1994. Today, the UC Athletics Hall of Fame bears his name. The Kellys join William Keating Sr. and his sons, Charles and William Jr., as the only father-son combinations in the UC Hall of Fame.

FOOTBALL TRIO JOIN UC'S HALL OF FAME

- Cincinnati's James P. Kelly Hall of Fame will gain three more gridiron Bearcats on Oct. 24 with Tom Marvaso, Mike Mickens and Tony Pike.
- Marvaso is a member of the football program's Ring of Honor and was a First-Team All-American in 1975. He was the team MVP in 1974, which included him scoring on an interception and kickoff return in the same game.
- Mickens, now in his sixth year at Notre Dame as its defensive backs coach and defensive pass game coordinator, was a First-Team All-American in 2008. His

NUMBERS TO KNOW

158

Cincinnati QB Brendan Sorsby has thrown 157 straight passes without an interception. His lone interception of the season came on the final offensive play of the Nebraska game on Aug. 28.

100%

The Bearcats are 28-for-28 in the red zone (22 touchdowns, 6 field goals) this year, one of five teams nationally to be perfect in the red zone and the only Big 12 team. Their 28 trips to the red zone are more than any of the other four perfect teams.

7.72

Cincinnati is averaging 7.72 yards per play, which ranks second in the nation behind USC (7.89). Just 12 teams in the nation are averaging at least seven yards per play, and UC and Texas Tech are the only two from the Big 12 Conference.

100

Cornerback Matthew McDoom's 100-yard pick six at Oklahoma State was the longest interception return in school history. The previous record was 96 yards by Bob Del Rosa in 1958, which also came against Oklahoma State.

2

Cincinnati's offensive line has allowed just two sacks this year, tied for the fewest in the country. UC is one of three FBS teams to lead its conference in fewest interceptions thrown and fewest sacks allowed, joining Georgia Tech and Kennesaw State.



The Cincinnati football program will honor the memory of teammate Jeremiah Kelly throughout the 2025 season with his initials, "JK," and number, "58," displayed on uniform patches and helmet stickers.

Kelly, an early enrollee freshman offensive lineman from Avon, Ohio, tragically passed away on April 22, 2025. Despite his short time on campus, he made a lasting impact on and off the field, and he will forever be remembered as a Bearcat.

BRENDAN SORSBY CAREER GAME-BY-GAME

| PASSING | DATE | OPP. | COMP/ATT | YDS | TD | INT |
|---------------------|-----------|--------------------|----------|-------|----|-----|
| | 11/5/22 | Penn St. | 3/6 | 8 | 0 | 1 |
| | *9/2/23 | Ohio St. | 8/16 | 58 | 0 | 0 |
| | 9/8/23 | Indiana St. | 9/16 | 108 | 0 | 0 |
| | 9/30/23 | at Maryland | 7/11 | 84 | 2 | 0 |
| | 10/14/23 | at Michigan | 6/15 | 44 | 0 | 0 |
| | *10/21/23 | Rutgers | 15/31 | 126 | 1 | 0 |
| | *10/28/23 | at Penn St. | 13/19 | 269 | 3 | 1 |
| | *11/3/23 | Wisconsin | 19/31 | 186 | 1 | 0 |
| | *11/11/23 | at Illinois | 22/33 | 289 | 3 | 1 |
| | *11/18/23 | Michigan St. | 19/34 | 197 | 2 | 0 |
| | *11/25/23 | at Purdue | 17/31 | 226 | 3 | 3 |
| | *8/31/24 | Towson | 22/31 | 383 | 2 | 0 |
| | *9/7/24 | Pitt | 22/38 | 298 | 3 | 0 |
| | *9/14/24 | at Miami (OH) | 24/31 | 186 | 1 | 0 |
| | *9/21/24 | Houston | 12/15 | 186 | 2 | 0 |
| | *9/28/24 | at Texas Tech | 31/45 | 426 | 4 | 1 |
| | *10/12/24 | at UCF | 25/38 | 241 | 1 | 2 |
| | *10/19/24 | Arizona State | 23/31 | 206 | 0 | 1 |
| | *10/26/24 | at Colorado | 16/30 | 180 | 2 | 0 |
| | *11/9/24 | West Virginia | 25/36 | 279 | 1 | 1 |
| | *11/16/24 | at Iowa State | 10/18 | 66 | 0 | 0 |
| | *11/23/24 | at Kansas State | 21/39 | 200 | 2 | 1 |
| | *11/30/24 | TCU | 21/34 | 160 | 0 | 1 |
| | *8/28/25 | vs. Nebraska | 13/25 | 69 | 0 | 1 |
| | *9/6/25 | Bowling Green | 17/24 | 333 | 3 | 0 |
| | *9/13/25 | Northwestern State | 15/15 | 253 | 5 | 0 |
| | *9/27/25 | at Kansas | 29/43 | 388 | 2 | 0 |
| | *10/4/25 | Iowa State | 13/25 | 214 | 2 | 0 |
| | *10/11/25 | UCF | 12/21 | 191 | 2 | 0 |
| | *10/18/25 | at Oklahoma State | 21/30 | 270 | 3 | 0 |
| TOTALS (CINCINNATI) | | | 369/572 | 4,545 | 36 | 8 |
| TOTALS (OVERALL) | | | 507/815 | 6,140 | 51 | 14 |

| RUSHING | DATE | OPP. | ATT | YDS | TD |
|---------------------|-----------|--------------------|-----|-------|----|
| | 11/5/22 | Penn St. | 2 | -8 | 0 |
| | *9/2/23 | Ohio St. | 6 | -2 | 0 |
| | 9/8/23 | Indiana St. | 6 | 28 | 0 |
| | 9/30/23 | at Maryland | 5 | 25 | 0 |
| | 10/14/23 | at Michigan | 13 | 30 | 0 |
| | *10/21/23 | Rutgers | 11 | 49 | 1 |
| | *10/28/23 | at Penn St. | 12 | -3 | 0 |
| | *11/3/23 | Wisconsin | 14 | 8 | 1 |
| | *11/11/23 | at Illinois | 17 | 53 | 2 |
| | *11/18/23 | Michigan St. | 14 | 44 | 0 |
| | *11/25/23 | at Purdue | 15 | 44 | 0 |
| | *8/31/24 | Towson | 5 | 5 | 2 |
| | *9/7/24 | Pitt | 8 | -5 | 0 |
| | *9/14/24 | at Miami (OH) | 7 | 10 | 0 |
| | *9/21/24 | Houston | 3 | 4 | 1 |
| | *9/28/24 | at Texas Tech | 12 | 52 | 0 |
| | *10/12/24 | at UCF | 9 | 4 | 1 |
| | *10/19/24 | Arizona State | 7 | 26 | 2 |
| | *10/26/24 | at Colorado | 9 | 48 | 0 |
| | *11/9/24 | West Virginia | 14 | 48 | 1 |
| | *11/16/24 | at Iowa State | 14 | 143 | 1 |
| | *11/23/24 | at Kansas State | 6 | 19 | 0 |
| | *11/30/24 | TCU | 12 | 93 | 1 |
| | *8/28/25 | vs. Nebraska | 13 | 96 | 2 |
| | *9/6/25 | Bowling Green | 7 | 40 | 1 |
| | *9/13/25 | Northwestern State | 2 | 39 | 1 |
| | *9/27/25 | at Kansas | 13 | 52 | 0 |
| | *10/4/25 | Iowa State | 9 | 64 | 1 |
| | *10/11/25 | UCF | 8 | 36 | 0 |
| | *10/18/25 | at Oklahoma State | 6 | 13 | 1 |
| TOTALS (CINCINNATI) | | | 163 | 787 | 15 |
| TOTALS (OVERALL) | | | 278 | 1,055 | 19 |

2022-23 at Indiana | * Starting QB



14 career interceptions are a UC record. He was also an assistant coach for the Bearcats from 2018-19.

- Pike, a catalyst behind Cincinnati's first two BCS bowl appearances in 2008 and 2009, serves as both a daily ESPN 1530 radio host in town and sideline reporter for the Bearcats. AD John Cunningham surprised him during a call-in interview on July 31, followed by Pike's family entering the studio for an emotional episode.

SIX IN A ROW FOR THE BEARCATS

- Cincinnati has won its last six games, its longest winning streak since 2022.
- Just eight teams nationally have won at least six games in a row, and two of them reside in the Big 12: Cincinnati, and BYU (nine).
- UC has now won at least six of its first seven games in six of the last eight seasons.
- The last four wins have all come in conference play, giving the Bearcats a 4-0 start against Big 12 opponents. The last time they opened conference play 4-0 was 2021.
- For head coach Scott Satterfield, its fifth six-game winning streak as a head coach. The previous four occurrences came during his time at Appalachian State.

CINCINNATI FINDING DIFFERENT WAYS TO WIN

- The Bearcats' current six-game winning streak has seen them win in a variety of ways this fall, blending explosive offense, clutch defense and standout special teams.

Win #1: 38-20 vs. Bowling Green

- Cincinnati jumped out to a 24-3 lead on the strength of Brendan Sorsby's play and his connection with wide receiver Jeff Caldwell and tight end Joe Royer. The two pass catchers logged 109 and 103 receiving yards, respectively, to be the first 100-yard receiving duo of the season for UC.

Win #2: 70-0 vs. Northwestern State

- The Bearcats totally dismantled the Demons, setting modern-day school records for total touchdowns (10) and largest margin of victory (70). Sorsby put together an historic individual performance, throwing five TD passes in the first quarter. The defense allowed just 102 yards, the fewest since allowing 87 yards vs. Miami (Ohio) in 2013.

Win #3: 37-34 at Kansas

- Trailing 34-30 with 1:45 to go, Cincinnati mounted a 10-play, 75-yard game-winning scoring drive that ended with running back Tawee Walker's plunge into the end zone with 29 seconds to go. It was the Bearcats' first game-winning scoring drive in the final two minutes since the 2020 AAC Championship Game.

Win #4: 38-30 vs. No. 14 Iowa State

- Welcoming its first ranked opponent to Nippert Stadium since 2023, Cincinnati stormed out to a 31-7 lead before seeing its offense stall a bit in the second half. With momentum siding with the Cyclones, Sorsby flipped the script and found wide receiver Caleb Goodie for an 82-yard touchdown that put the game out of reach. The defense also stopped ISU on fourth down three times.

Win #5: 20-11 vs. UCF

- After four straight games scoring 35 points or more, Cincinnati managed just 20 against UCF, 17 of which came in the first half. The defense stood tall though, keeping the Knights out of the end zone until the final minutes of the game while making three fourth-down stops for the second straight game. Perhaps the Bearcats' biggest weapon was punter Max Fletcher, who pinned UCF inside its own 15-yard line four times.

Win #6: 49-17 at Oklahoma State

- Just the second road game of the year for Cincinnati was also its largest scoring output in a Big 12 game since joining the conference in 2023. UC scored on its first possession of the game and didn't look back, and also recorded its first defensive touchdown of the year. Cornerback Matthew McDoom returned an interception 100 yards for a touchdown in the fourth quarter. The Bearcats also had scoring drives of 95 and 94 yards.

BEARCATS' OFFENSE A WELL-OILED MACHINE

- Cincinnati's offense has been firing on all cylinders this season and is a big reason why the program has won six straight games.
- UC is tied for first nationally in red zone offense (100%, 24-for-24), ranks second in yards per play (7.72), and

fourth in passing efficiency (179.50).

- Against Iowa State, Cincinnati rushed for a season-high 260 yards, its 17th game with 200-plus yards under Scott Satterfield. The Bearcats also ran for 287, their 2024 season-high, last year in Ames.
- UC posted 605 yards of offense vs. Northwestern State and 603 vs. Kansas on Sept. 27, the first back-to-back 600+-yard games since 2015. That year, the Bearcats put up 612 yards of offense in a win vs. UConn and 726 yards in a victory vs. UCF.
- The 605 yards at Kansas were the most for Cincinnati against a Power Four opponent since 2010 vs. Rutgers. That game, the Bearcats' offense put up 661 yards in a 69-38 victory.
- The Bearcats have 41 offensive plays of 20 yards or more this season. A comprehensive list of big plays can be found on page 49.

RED ZONE PERFECTION

- Every time Cincinnati has entered the red zone this season, it has come away with points.
- UC is 28-for-28 inside the red zone, one of five teams in the country to be perfect in that aspect.
- Below is a game-by-game look at the Bearcats' success in the red zone this season:

| DATE | OPPONENT | RZ | TD | FG |
|-------|--------------------|-----|----|----|
| 8/28 | vs. Nebraska | 2-2 | 2 | 0 |
| 9/6 | BCSU | 4-4 | 3 | 1 |
| 9/13 | Northwestern State | 5-5 | 5 | 0 |
| 9/27 | at Kansas | 6-6 | 4 | 2 |
| 10/4 | Iowa State | 4-4 | 3 | 1 |
| 10/11 | UCF | 3-3 | 1 | 2 |
| 10/18 | at Oklahoma State | 4-4 | 4 | 0 |

O-LINE EXCELLING IN PASS PROTECTION

- Through seven games of the season, Cincinnati's offensive line has allowed just two sacks.
- No team in the nation has allowed fewer sacks than UC this season. Maryland and Navy have both allowed two sacks as well.
- Through its first six games, UC allowed just one sack. The only other Big 12 teams to ever allow one or fewer sacks through six games of a season were 2008 Texas Tech and 1998 Iowa State.
- The Bearcats have won three Big 12 Offensive Line of the Week awards, the only team to win the award three times this year.
- The offensive line is led by fourth-year starter and three-time team captain Gavin Gerhardt (42 career starts) at center. The Bearcats added transfer right guard Taran Tyo (Ball State, All-MAC) and transfer left tackle Joe Cotton (South Dakota, FCS All-American) in the offseason and they have started each game at right guard and left tackle, respectively. Redshirt sophomore Evan Tengesdahl won the opening day left guard job after a strong camp following two seasons as a backup at guard and center. Redshirt senior Deondre Buford (27 career starts) and redshirt junior Ethan Green have both started games at right tackle.
- According to PFF, Tengesdahl is the No. 3-ranked guard in the country (83.0) and owns the best run-blocking grade (89.6) among all guards.

FUMBLEROOSKII!

- Cincinnati was one of the best teams in the Big 12 last year at getting opponents to put the ball on the ground, and that trend has continued this season.
- The Bearcats have forced seven fumbles so far this season with Antwan Peek Jr. (2), Jake Golday, Jaylon White-McClain, Jonathan Thompson, Briam Simms III and Christian Harrison all logging forced fumbles. UC's seven forced fumbles rank third in the conference.
- In the win at Kansas, Antwan Peek Jr. forced his second fumble of the season at Kansas in a critical moment. His forced turnover at the one-yard line turned what would have almost certainly been a KU touchdown into a crucial turnover.
- UC forced a Big 12-leading 14 fumbles last season. The 1.17 per game ranked eighth nationally.
- Peek Jr. forced four of those, tying for eighth in single-season school history. The single-season school record holder in forced fumbles is Peek's father (17) and 2024 UC Athletics Hall of Fame inductee Antwan Peek.

RANKED OPPONENTS AT NIPPERT

- Cincinnati's win vs. Iowa State on Oct. 4 marked the first home ranked win since 2021, and the first home ranked game entirely since 2023.
- Below is a list of Cincinnati's last 10 home games vs. ranked opponents:

| DATE | OPPONENT | SCORE |
|-------------------------|----------------|----------|
| 10/4/25 | #14 Iowa State | W, 38-30 |
| 9/23/23 | #16 Oklahoma | L, 6-20 |
| 11/25/22 | #19 Tulane | L, 24-27 |
| 12/4/21 | #16 Houston & | W, 35-20 |
| 12/19/20 | #20 Tulsa & | W, 27-24 |
| 10/4/19 | #18 UCF | W, 27-24 |
| 10/7/17 | #25 UCF | L, 23-51 |
| 9/15/16 | #6 Houston | L, 16-40 |
| 12/5/13 | #19 Louisville | L, 24-31 |
| 11/17/12 | #22 Rutgers | L, 3-10 |
| & AAC Championship Game | | |

SHUTOUT TIDBITS

- UC shut out Northwestern State on Sept. 13, 70-0, for the second shutout under Scott Satterfield.
- The 70-point margin of victory marked a modern-era school record.
- When Cincinnati shut out Houston last year, it became the first team to shut out a "Power 4" opponent in 2024.
- It was UC's first shutout since Nov. 3, 2018 vs. Navy and first shutout of a major-conference opponent was in 1995 at Virginia Tech.
- Below is a list of Cincinnati's last 10 shutouts:

| DATE | OPPONENT | SCORE |
|----------|--------------------|-------|
| 9/13/25 | Northwestern State | 70-0 |
| 9/21/24 | Houston | 34-0 |
| 11/3/18 | Navy | 42-0 |
| 11/29/14 | at Temple | 14-0 |
| 11/22/14 | at UConn | 41-0 |
| 9/21/13 | at Miami (Ohio) | 14-0 |
| 10/1/11 | at Miami (Ohio) | 27-0 |
| 9/2/06 | Eastern Kentucky | 31-0 |
| 9/16/95 | at Virginia Tech | 16-0 |
| 10/3/92 | Kent State | 31-0 |

WIDE RECEIVER ROOM OVERHAUL PAYING DIVIDENDS

- Brendan Sorsby welcomed tight end Joe Royer back into the fold, but almost every other pass catcher is different from a year ago. The new faces in the wide receiver room have done wonders for the passing attack.
- Wide receiver Cyrus Allen leads UC in receptions (30) and touchdowns (7) and ranks third in yards (331). Caleb Goodie leads UC with 359 receiving yards, and Jeff Caldwell has caught 19 passes for 332 yards and three touchdowns.
- Goodie (19.94) and Caldwell (17.47) rank third and seventh, respectively, in the Big 12 in yards per reception.
- Isaiah Johnson boasts a two-touchdown game and Noah Jennings has started two of the last three games at wide receiver as well.
- Caldwell (81.7) and Allen (75.7) are the second and third-highest ranked wide receivers in the Big 12 according to PFF.
- In total, 95 of the 125 receptions logged by Bearcats this season are from players new to the roster in 2025.

QB1: BRENDAN SORSBY

- Redshirt junior quarterback Brendan Sorsby has taken a leap forward this season and positioned himself as one of the best dual-threat quarterbacks in the country. He has completed 120-of-183 passes (65.6%) for 1,732 yards and 18 touchdowns to just one interception. He also has 340 rushing yards and six rushing TDs.
- Sorsby has scored 24 touchdowns this year, throwing for 18 and rushing for six, which ranks first nationally ahead three other quarterbacks with 23: TCUs Josh Hoover, Baylor's Sawyer Robertson, and Indiana's Fernando Mendoza.
- He also ranks sixth nationally in yards per completion (14.43), sixth in passing efficiency (176.4), tied for sixth in passing touchdowns (18), 11th in yards per pass attempt (9.46), and 13th in total offense (296.0).
- The Denton, Texas native is also PFF's No. 2-rated quarterback (91.9) and the No. 7 quarterback according to ESPN's Total QBR (85.0).
- He has gotten the job done on the ground as well, ranking

third among all Big 12 quarterbacks in rushing yards (340) and second in yards per carry (5.86) while ranking among the league leaders with six rushing touchdowns.

- Sorsby threw for 284 yards and four scores while rushing for another TD at Oklahoma State, his third game with at least four touchdowns this season.
- Sorsby tallied three total touchdowns in the win vs. Iowa State, propelling an offense that scored 38 points against a stout Cyclone defense, the most points they have allowed this year.
- His 82-yard touchdown pass to Caleb Goodie that sealed the Iowa State victory was the longest pass by a UC quarterback since Gunner Kiel in 2015.
- Against Kansas, Sorsby threw for 383 yards and two touchdowns, his fourth career 300-yard passing game.
- Against Nebraska in Week 1, Sorsby led UC with 96 rushing yards and two touchdowns. He led the team in rushing for the third time in his Cincinnati career.
- He started all 12 games for Cincinnati last season under center, completing 249-of-389 passes for 2,813 yards and 18 touchdowns while throwing just seven interceptions. His completion percentage (64.0%) was second in school history. Sorsby ranked third in the Big 12 in completion percentage and sixth in pass completions.

SORSBY'S BIG DAY

- Nobody lit up the field vs. Northwestern State quite like redshirt junior quarterback Brendan Sorsby, who posted eye-popping numbers that earned him Big 12 Offensive Player of the Week honors.
- Sorsby completed 15-of-15 passes for 253 yards and five touchdowns, while also rushing for 39 yards and a TD.
- All five of his passing touchdowns came in the first quarter, setting school records for TD passes in a quarter and half, and making him the fifth FBS quarterback since 1995 to throw five touchdowns in a quarter.
- He became just the fifth FBS quarterback in the last 30 years to finish a game with a perfect completion percentage on at least 15 pass attempts.
- His 99.8 QBR is the second-highest in Big 12 history and the highest by a quarterback in the country this year.
- Sorsby was PFF's highest-graded quarterback in Week 3, posting a 95.5 grade.
- In addition to Sorsby's five TDs, Brady Lichtenberg and Samaj Jones each threw a touchdown pass to give UC seven for the game, a school-record for team touchdown passes in a game.

EVEN MORE ON SORSBY

- Sorsby was the only FBS quarterback last season with a 425+ yard passing game and a 125+ yard rushing game. He threw for 426 yards at Texas Tech and rushed for 143 yards at Iowa State.
- Sorsby's game at Iowa State was one of the most prolific rushing performances by a UC quarterback in school history:

| PLAYER | YARDS | OPPONENT |
|-----------------------|------------|-----------------------------|
| Desmond Ridder | 179 | at SMU (2020) |
| Albert Johnson | 177 | at North Texas (1970) |
| Brig Owens | 163 | vs. Tulsa (1964) |
| Chad Plummer | 153 | vs. Tulsa (1997) |
| Brendan Sorsby | 143 | at Iowa State (2024) |

- Sorsby's nine rushing touchdowns led the Bearcats last year and were the third-most ever by a quarterback in program history:
- | PLAYER | YEAR | RUSHING TDS |
|-----------------------|-------------|-------------|
| Desmond Ridder | 2020 | 12 |
| Tony Kapetanias | 1979 | 11 |
| Brendan Sorsby | 2024 | 9 |
| Zach Collaros | 2011 | 8 |
| Henry Miller | 1974 | 8 |
| Albert Johnson | 1970 | 8 |
- His 426-yard passing performance in Lubbock marked the highest total by a UC quarterback since 2015, as well, and the ninth-highest in Cincinnati history.
 - Sorsby threw his first interception of the season at Texas Tech last year, snapping a streak of 160 consecutive pass attempts without an interception dating back to 2023. He opened the year with 148 straight passes without a pick, the longest streak among FBS QBs last season.
 - Sorsby played two seasons with the Hoosiers and threw for 1,587 yards and 15 touchdowns in 2023. The Denton, Texas native made seven starts at Indiana and added

WE ARE FAMILY

This year's roster includes a pair of Bearcats who followed in family footsteps to play for UC.

BROTHER PLAYED AT CINCINNATI

- Jack Dingle - Jacob (DB, 2019-22)

FATHER PLAYED AT CINCINNATI

- Jack Dingle - Nate (LB, 1990-93)
- Antwan Peek Jr. - Antwan (LB, 1999-02)

Both of those fathers also played in the NFL, and Peek was inducted into UC's Athletics Hall of Fame in 2023.

- Jack Dingle - Father Nate (1995-97)
- Antwan Peek Jr. - Father Antwan Sr. (2003-08)
- Christian Harrison - Father Rodney (1994-08)

ACADEMIC SUCCESS

- Cincinnati's success in the classroom continued in 2024-25, as the program posted a record 3.48 cumulative GPA during the Spring 2025 semester.
- Incredibly, 100% of former Bearcat football players currently in the NFL have a degree from the University of Cincinnati. Chris Moore and Tyler Scott graduated this summer.
- UC has seven football Academic All-Americans since 2020.

CINCINNATI FOOTBALL'S ALL-TIME

ACADEMIC ALL-AMERICANS

1979 — G Edward Koboves (Second Team)
 1981 — OT Kari Yli-Ranko (First Team)
 1983 — WR Jason Stargell (Second Team)
 1989 — P Jeff Jones (Second Team)
 1990 — DL Kyle Stroh (First Team)
 1991 — TE Kris Bjorson (First Team)
 1997 — DL John Joseph Kobalka (First Team)
 2020 — P James Smith (Second Team)
 2021 — QB Desmond Ridder (First Team)*
 2021 — WR Alec Pierce (First Team)*
 2021 — OL Lorenz Metz (Second Team)
 2021 — S Bryan Cook (Second Team)*
 2022 — LB Wilson Huber (Second Team)
 2024 — OL Luke Kandra (Second Team)

CINCY AMONG NATION'S BEST SINCE 2018

Since 2018, Cincinnati has captured two AAC Championships, appeared in three conference title games and advanced to five bowls, including the 2020 Peach Bowl and 2021 College Football Playoff, cementing itself as one of the most successful programs in all of college football. Below is a list of the winningest teams since 2018:

| TEAM | W-L | WIN % |
|-------------------|--------------|--------------|
| Ohio State | 87-11 | 88.8% |
| Georgia | 90-13 | 87.4% |
| Alabama | 89-14 | 86.4% |
| Notre Dame | 82-18 | 82.0% |
| Clemson | 82-21 | 79.6% |
| Oregon | 76-20 | 79.2% |
| Michigan | 74-21 | 77.9% |
| Oklahoma | 72-26 | 73.5% |
| Boise State | 69-26 | 72.6% |
| LSU | 70-28 | 71.4% |
| CINCINNATI | 67-28 | 70.5% |
| Memphis | 68-29 | 70.1% |
| Penn State | 68-28 | 70.1% |
| Iowa | 66-29 | 69.5% |
| Appalachian State | 67-30 | 69.1% |
| BYU | 66-30 | 68.8% |
| Texas | 68-31 | 68.7% |

PERMANENT CAPTAINS

Head coach Scott Satterfield announced four permanent captains for the 2025 season. The four players were selected by their peers:

R-Jr. QB Brendan Sorsby
R-Sr. DT Dontay Corleone
R-Sr. OL Gavin Gerhardt
R-Sr. DB Logan Wilson

Corleone and Gerhardt are now three-time captains.

19 CURRENT GRADUATES ON THE TEAM

Nineteen Cincinnati football players have their degree in hand from either UC or their previous institution. Seven are currently pursuing their master's degrees.

- Ben Blevins (master's)
- Deondre Buford
- Mikah Coleman (master's)
- Dontay Corleone
- Jack Dingle (master's)
- Gavin Gerhardt
- Trevon Gola-Callard
- Patrick Gurd*
- Jalen Hunt
- Rob Jackson
- Brady Lichtenberg (master's)
- CJ McCray*
- Judea Milon
- Evan Pryor
- Isaiah Rogers*
- Joe Royer
- Stephen Rusnak* (master's)
- Xavier Williams* (master's)
- Logan Wilson (master's)

* earned degree from previous institution

12 THINGS TO KNOW ABOUT UC

1. Founded in 1819
2. Enrollment: 54,000+ (Fall 2025)
3. Students from all 50 states and 121 countries
4. 12 consecutive years of record enrollment
5. Global birthplace of cooperative education (co-op)
6. #1 Public University for Co-Op & Internships from *U.S. News and World Report*.
7. \$76 million annual student co-op earnings
8. \$1.8 billion endowment (among Top 25 public universities in the U.S.)
9. \$10.6 billion regional economic impact in Greater Cincinnati.
10. 332,000+ living alumni
11. MLB Hall of Famer Sandy Koufax and NBA Legend Oscar "The Big O" Robertson attended UC.
12. Astronaut Neil Armstrong and U.S. President and Supreme Court Chief Justice William Howard Taft attended UC.

production on the ground as well as through the air. He rushed for 286 yards and four TDs last season, including 151 yards over the final three games of the year.

LEADING MAN CYRUS ALLEN

- Senior wide receiver Cyrus Allen has been Cincinnati's leading receiver in his first year with the program. He has 31 catches for 345 yards and eight touchdowns, leading UC in receptions and TDs.
- Allen caught three touchdowns at Oklahoma State, tying the program's single-game school record. It was the 10th time a Bearcat has caught three TD passes in a game and the first such instance since Tyler Scott did so in 2022.
- Allen turned in the best performance of his career at Kansas, catching a career-high 11 balls for 128 yards and two touchdowns.
- He logged four catches for 59 yards and a touchdown vs. Northwestern State, leading UC in both catches and targets.
- Allen caught both touchdowns vs. Bowling Green, his second career two-touchdown game.
- The former Texas A&M (2024) and Louisiana Tech (2022-23) receiver brought 86 career receptions for 1,547 yards and nine touchdowns into his senior season after joining Cincinnati via the transfer portal.
- During his freshman year at Louisiana Tech, he led all FBS freshmen in scrimmage plays over 30 yards with 10

JEFF CALDWELL: FUTBOL TO FOOTBALL

- Military enlistment. Eight-inch growth spurt. Family dedication. Those are only a few ways to describe 6-foot-6 wide receiver Jeff Caldwell, one of the top portal pickups for the Bearcats this season.
- Caldwell has 19 catches for 332 yards and three touchdowns this year.
- He posted his first multi-TD effort as a Bearcat vs. UCF, catching two first-half touchdowns from Brendan Sorsby.
- After a quiet first game for UC, Caldwell burst onto the scene with five catches for 109 yards and a TD vs. Bowling Green, the seventh 100-yard game of his career.
- The former Lindenwood star, a Walter Payton Award finalist last year, was a soccer and basketball player in high school who finally relented to the gridiron after pleas from the coach.
- A four-game senior season due to COVID and a 5-foot-9 stature (that did become 6-foot-4 by that time) limited his exposure, but at least he was getting to play with his brother, Frank.
- The raw talent refined, and he could have left in 2023 after showing signs of promise. He turned down potential NIL opportunities at Power 5 programs to play one more year with his brother.
- Cincinnati, in addition to Brendan Sorsby's DMs, won him over to the Bearcats.

MAX FLETCHER CONTINUES LEGACY OF AUSTRALIAN PUNTERS AT UC

- Cincinnati ranks ninth in the nation in net punting (44.57) thanks to the strong leg of Max Fletcher.
- Fletcher has punted 21 times this year and has placed 12 inside the 20-yard line while booting eight punts at least 50 yards. His longest punt of the year was a 62-yarder vs. Bowling Green.
- Fletcher proved to be a lethal weapon against UCF, placing four of his five punts inside the 15-yard line. He effectively ended the game with a punt downed at the 2-yard line in the final moments of the game, pinning the Knights near their own goal line.
- For his effort vs. UCF, Fletcher was named Big 12 Special Teams Player of the Week.
- Fletcher unleashed a beautiful punt in the second half against Iowa State, pinning the Cyclones on their own 1-yard line. It was UC's first punt downed at the 1-yard line since last year at UCF.
- This will be the ninth-straight year in which Cincinnati has had an Australian punter, and the resume is thick.
- Max Fletcher was an All-SEC selection at Arkansas in 2023 before electing a redshirt year with Cincinnati to share the sideline with his brother, Mason Fletcher. He was UC's starting punter in Week 1 vs. Nebraska and punted four times for 181 yards, landing two inside the 20-yard line.

- Mason (2021-24) finished second in school history with 44.0 yards per punt over his four-year career. He was an All-American in 2022 following an excellent rookie season in the CFP year.
- The streak began with four-time All-AAC and 2018 All-American James Smith (2017-20).

FLETCHER'S CHARITY DONATIONS

- Fletcher has taken his challenge as the newest Bearcats punter up a notch by teaming up with Save the Animals Foundation, where he will donate \$20 for every punt he downs inside the 20.
- Entering play vs. Baylor, Fletcher has put 12 punts inside the 20-yard line to bring his current total to **\$240**.

GOOD AS GOLD(AY)

- Redshirt senior linebacker Jake Golday has led UC on defense this year. He leads the team with 62 tackles and ranks 23rd nationally with 8.9 tackles per game
- He was named Big 12 Defensive Player of the Week for the second time this season following the Iowa State game.
- Golday's 83.4 PFF grade puts him 10th among all linebackers in the country.
- He has led Cincinnati in tackles five times this season.
- Golday was electric against Iowa State, collecting 13 tackles, a sack, and a pass breakup in the victory. It was his third game this year with double-digit tackles.
- The Arlington, Tenn. native tied his career high with 14 tackles in the win vs. Bowling Green and added a sack.
- Golday earned Big 12 Defensive Player of the Week honors following his performance vs. Nebraska, leading UC with 12 tackles and a sack.
- In his first season with the Bearcats, Golday fit right in with the team's linebacker corps. He was second on the team with 58 tackles. He was also rated the No. 11 senior in the preseason by The Athletic's Dane Brugler heading into this season.
- He had a breakout game at UCF last year with six tackles, 2.5 TFL, 1.5 sacks, and he also forced and recovered a fumble. He earned the Big 12's Newcomer of the Week Award for his efforts.
- One of the fastest players on the team, Golday was registered a top speed of 22.1 MPH during his first fall camp.
- A transfer from Central Arkansas, in 2023 he posted a team-high 84 tackles as well as 7.0 TFL and 4.5 sacks.

TOP TARGET JOE ROYER

- Redshirt junior Joe Royer has been rated a first-round pick by Todd McShay, and the third-best tight end by The Athletic's Dane Brugler, for 2026.
- Royer has two of the three longest receptions by a Bearcat this year: a 73-yard catch vs. Bowling Green and a 67-yard catch vs. UCF.
- He is the only tight end in the country with two receptions of at least 60 yards.
- Royer posted a team-high five catches at Oklahoma State for 63 yards and a touchdown, his fourth TD catch of the year.
- The Cincinnati native caught four passes, one of which was a touchdown, in the win vs. Iowa State.
- Royer caught two passes for 24 yards at Kansas before leaving the game with an injury.
- He caught two touchdown passes in the 70-0 win vs. Northwestern State, the first multi-TD game of his career.
- Royer collected his first career 100-yard receiving game vs. Bowling Green, catching two passes for 104 yards.
- He hauled in a 73-yard catch in the second quarter vs. BGSU, the longest catch of his career and the longest by a Cincinnati tight end since Josiah Deguara's 73-yard reception at East Carolina in 2019. It was also the longest reception by a Big 12 tight end since 2023.
- Last season, Royer ranked second on the team in catches (50) and receiving yards (521) and led all Big 12 tight ends in receptions and yards.
- Royer's 50 catches broke the single-season school record for catches by a tight end. That mark was held by Kansas City Chiefs superstar Travis Kelce, who caught 45 passes for 722 yards in 2012.

SCHOOL RECORD - SINGLE SEASON TE RECEPTIONS

| PLAYER | RECEPTIONS | YEAR |
|-----------|------------|------|
| Joe Royer | 50 | 2024 |

| | | |
|----------------|----|------|
| Travis Kelce | 45 | 2012 |
| Joe Koydock | 44 | 1990 |
| Kris Bjorson | 40 | 1991 |
| Josiah Deguara | 39 | 2019 |

- Even when he's not catching passes, Royer is a valuable part of the offense. His 76.4 pass block grade according to PFF ranked fourth among Big 12 tight ends last year.
- He entered the 2024 season with four career receptions for 24 yards in three seasons at Ohio State. The Cincinnati native (Elder HS) turned heads in his first fall camp as a Bearcat.
- Royer battled through injuries during his three seasons at Ohio State and was a member of the 2022 team that made it to the College Football Playoff.

"THE GODFATHER" OF CINCINNATI

- One of the best and most recognizable players on the team, Dontay "The Godfather" Corleone returned to Clifton this season to continue wreaking havoc on opposing offenses.
- After missing the Northwestern State and Kansas games due to injury, Corleone returned against Iowa State and had two tackles vs. the Cyclones.
- Despite battling through health issues last year, Corleone had 26 tackles and 5.0 TFL, 3.5 sacks, and four QB hurries en route to First Team All-Big 12 honors.
- In honor of his leadership and on-field productivity, he was named a semifinalist for the 2024 Jason Witten Man of the Year Award.
- Last year, Corleone battled blood clots for much of the summer. He was sidelined on June 28, 2024 with a non-football medical issue. He was treated for blood clots found in his lungs, discovered after he reported chest discomfort and shortness of breath to the Cincinnati athletic trainers.
- Led by Senior Associate Athletic Director of Sports Medicine Aaron Himmler and team physician Dr. Jon Divine, Cincinnati sports medicine staff, Corleone and his family met with several physicians and specialists to develop a personal medical plan for the Cincinnati native to return to football activities safely.
- Corleone was cleared to play in games by the Cincinnati Athletics sports medicine staff just five days before the Pitt game on Tuesday, Sept. 3, 2024 when he participated in his first full practice since June.
- Corleone returned to action vs. Pitt, starting the game at defensive tackle and registering six tackles and one tackle for loss.

KICKER RUSNAK EXTENDS STREAK TO 20

- Cincinnati scored a big pickup in the portal with Stephen Rusnak, who was 11-for-11 on field goals for Charlotte last year.
- The left-footed kicker is 9-for-9 this year after making both of his attempts against UCF, and is the only kicker in the country to have not missed a field goal since the start of the 2024 season.
- Rusnak is entering rare air with his field goal streak. Since the 1996 season, just 37 kickers have had a streak of at least 20 consecutive field goals made.
- Rusnak was named Big 12 Special Teams Player of the Week following the Kansas game after making three field goals (29, 43, 24), the first UC placekicker to earn a weekly conference award since Ryan Coe in 2022.
- Rusnak connected on his first kick as a Bearcat, knocking a 45-yarder through the uprights vs. Nebraska.
- The only missed field goal of his career came in 2021 for Michigan State, a 43-yard attempt.
- The Third-Team All-AAC selection also had five makes of 40-plus yards, including a career high of 54. He spent his first three seasons at Michigan State (2021-23).

MATTHEW MCDOOM (MC)ZOOMS HIS WAY INTO THE RECORD BOOK

- Senior cornerback Matthew McDoom broke Cincinnati's interception dry spell in exhilarating fashion at Oklahoma State, picking off a pass in the fourth quarter and returning it for 100 yards for a score.
- It was the longest interception return in school history, besting the previous record of 96 yards that was set by Bob Del Rosa in 1958.
- Incredibly, Del Rosa's pick six also came against Oklahoma State in a game at Nippert Stadium. UC

and OSU have only met five times in their histories, and two of those meetings have come since they became conference foes in 2023.

- Adding to the Oklahoma-centric nature of McDoom's pick six, it was the first by a Bearcat since Deshawn Pace's INT return for a touchdown at Tulsa in 2022.
- For McDoom, it was his fourth career interception after logging three at Coastal Carolina last season.

EVAN PRYOR: THE LIGHTNING

- Running back Evan Pryor has really turned it on as of late, posting two 90+-yard rushing performances in Big 12 play. His 412 rushing yards this year lead the Bearcats.
- He is averaging 7.77 yards per carry, which ranks second in the Big 12 among qualified players.
- Pryor had his best game of the season vs. Iowa State, rushing for a career-high 111 yards on 11 carries with two touchdowns. His 30-yard touchdown run on UC's first drive of the game set the tone for the big win.
- His 46-yard rush at Kansas was the longest run by a UC player this season.
- Pryor had quite the debut season for UC in 2024, and he was rewarded this preseason with Doak Walker Award Watch List accolades.
- The former Ohio State back became UC's spark plug on offense, scoring four touchdowns of at least 55 yards.
- He caught an 80-yard touchdown pass in the West Virginia game that was the second-longest pass play in the Big 12 last season.
- Against Arizona State, Pryor broke free on a rush up the middle and blazed his way to a 55-yard TD.
- He started his Cincinnati career with a bang vs. Towson, taking his first carry all the way to the house for a 64-yard touchdown.
- In the Miami game, Pryor outdid himself with a 65-yard TD run in the third quarter, the longest run of his career.
- Pryor rushed for 105 yards vs. Towson on just four carries, ending the game as UC's top rusher while collecting his first career 100-yard performance.

TAWEE WALKER: THE THUNDER

- Redshirt senior running back Tawee Walker ranks right behind Pryor with 382 rushing yards, and has put together an impressive highlight reel of broken tackles this season.
- Walker can punish defenders with the best of them, and had an especially impressive broken tackle vs. Iowa State that went viral on social media.
- His two-yard plunge into the end zone with 29 seconds left turned out to be the game-winning score at Kansas, and was his second touchdown of the game.
- Walker led Cincinnati with 11 carries vs. Bowling Green in his first home game as a Bearcat. However, it was not his first-ever game at Nippert Stadium.
- He rushed five times for 15 yards and caught two passes for 27 yards for Oklahoma in 2023 at Nippert — UC's first-ever Big 12 home game. Walker had 53 yards on seven carries in his UC debut.
- Walker joined the Bearcats this winter via the transfer portal after an All-Big Ten season at Wisconsin in 2024.
- He rushed for 1,438 yards and 17 touchdowns over the last two seasons — at Wisconsin (2024) and Oklahoma (2023). He also played at Oklahoma in 2022, beginning his career as a walk-on, after a standout junior college season at Palomar Junior College.

TREVON GOLA-CALLARD MAKING THE MOST OF HIS OPPORTUNITY

- After spending the 2022 season at NCAA Division II University of Mary and the 2023 season at the University of Southern Utah, redshirt senior Trevon Gola-Callard joined the Bearcats prior to the 2024 campaign.
- He was a starter at his previous two spots, but played a backup role in his first year at UC.
- Gola-Callard started the season opener vs. Nebraska in Week 1 and has started every game since, and ranks second on the team with 39 tackles.
- A Las Vegas native, Gola-Callard has come a long way since becoming a college athlete. He started his career at the University of Mary, he weighed just 149 pounds.
- Though he spends his Saturdays protecting the Bearcats' end zone from opposing offenses, Gola-Callard one day hopes to be a protector of greater importance: he plans

SCOTT SATTERFIELD ALL-TIME RECORD VS. OPPONENTS

| TEAM | RECORD |
|--------------------------|--------------|
| Air Force..... | 0-1 |
| Akron..... | 1-0 |
| Arizona State..... | 1-0 |
| Arkansas State..... | 2-1 |
| Baylor..... | 0-1 |
| Boston College..... | 2-2 |
| Bowling Green..... | 1-0 |
| BYU..... | 0-1 |
| Campbell..... | 1-0 |
| Charleston Southern..... | 0-1 |
| Charlotte..... | 1-0 |
| Chattanooga..... | 0-1 |
| The Citadel..... | 0-1 |
| Clemson..... | 0-4 |
| Coastal Carolina..... | 2-0 |
| Colorado..... | 0-1 |
| Duke..... | 1-0 |
| Eastern Kentucky..... | 3-0 |
| Elon..... | 1-0 |
| Florida State..... | 2-2 |
| Furman..... | 0-1 |
| Gardner-Webb..... | 1-0 |
| Georgia..... | 0-2 |
| Georgia Southern..... | 4-2 |
| Georgia State..... | 5-0 |
| Georgia Tech..... | 0-1 |
| Houston..... | 2-0 |
| Howard..... | 1-0 |
| Idaho..... | 4-0 |
| Iowa State..... | 1-2 |
| James Madison..... | 1-0 |
| Kansas..... | 1-1 |
| Kansas State..... | 0-1 |
| Kentucky..... | 0-3 |
| Liberty..... | 0-1 |
| Louisiana..... | 6-0 |
| Miami (Fla.)..... | 0-3 |
| Miami (OH)..... | 1-1 |
| Michigan..... | 0-1 |
| Mississippi..... | 0-1 |
| Mississippi State..... | 1-0 |
| Montana..... | 0-1 |
| NC State..... | 2-1 |
| Nebraska..... | 0-1 |
| New Mexico State..... | 2-0 |
| North Carolina A&T..... | 0-1 |
| Northwestern State..... | 1-0 |
| Notre Dame..... | 0-2 |
| Ohio..... | 1-0 |
| Oklahoma..... | 0-1 |
| Oklahoma State..... | 1-1 |
| Old Dominion..... | 2-0 |
| Penn State..... | 0-1 |
| Pitt..... | 2-2 |
| Samford..... | 0-1 |
| Savannah State..... | 1-0 |
| South Alabama..... | 2-1 |
| Southern Miss..... | 0-1 |
| Syracuse..... | 3-1 |
| TCU..... | 0-1 |
| Tennessee..... | 0-1 |
| Texas State..... | 3-0 |
| Texas Tech..... | 0-1 |
| Toledo..... | 2-0 |
| Towson..... | 1-0 |
| Troy..... | 3-1 |
| UCF..... | 4-1 |
| ULM..... | 3-1 |
| UMass..... | 0-1 |
| USF..... | 1-0 |
| Virginia..... | 2-2 |
| Virginia Tech..... | 0-1 |
| Wake Forest..... | 3-2 |
| West Virginia..... | 0-2 |
| Western Carolina..... | 1-0 |
| Western Kentucky..... | 2-0 |
| Wofford..... | 1-0 |
| Wyoming..... | 1-0 |
| TOTAL | 90-65 |

on becoming a first responder after his playing career is done.

GAVIN GERHARDT: CENTER OF ATTENTION

- Redshirt senior offensive lineman Gavin Gerhardt has been UC's starting center for each of the past two seasons, anchoring the offensive line since 2022. He has started each of the first four games this season.
- The Xenia, Ohio native has started 42 games in his career and each of his last 30 games played. He was placed on the Rimington Trophy preseason watch list.
- Gerhardt's 42 starts as a Bearcat are the most on the team.

SEVEN YEARS FOR NO. 7

- Cornerback Logan Wilson is back for his second year at Cincinnati, which also marks his seventh of college football.
- He started Week 1 vs. Nebraska, but did not play vs. Bowling Green due to injury. Wilson returned to action vs. Northwestern State and had a TFL.
- Wilson, who wore number 13 last season, changed his jersey number to seven to honor his seventh season as a college football player.
- Wilson began his career at Kansas State in 2019 and played two games at ULM during the 2020 season.
- He found his stride at North Texas (2021-23), where he was a two-year starter and team captain.
- He played in all 12 games for UC last year and earned a start against Miami (OH).

TARAN TYO: SKILLED BEYOND BALL

- The redshirt-junior and former All-MAC offensive lineman is way more than a football player.
- Tyo's background includes time showing sheep and hogs from fourth-to-eighth grade, including feeding them in early mornings around his lifting schedule. His father, Tim, also grew up on a farm, and Taran's grandmother showed appaloosas (the spotted-pattern horse).
- Tyo's great-great-grandpa was full Cherokee/Miami, and the family has "around 5,000 Native American artifacts in our basement."
- Tyo also has an arrowhead tattoo on his arm that includes a bible verse.

NOTES FROM GAME 6 VS. UCF

- Cincinnati improved to 5-1 on the year following its 20-11 win vs. UCF on Oct. 11.
- The Bearcats jumped out to a 17-0 lead thanks to two first-half touchdown passes from Brendan Sorsby to Jeff Caldwell and a field goal from Stephen Rusnak.
- For the fifth time in six games, the offensive line did not allow a sack.
- Cincinnati held UCF to 2-of-5 on fourth down attempts, the second straight game it stopped its opponent on fourth down three times. Last week against Iowa State, UC stopped the Cyclones three times on fourth down as well.
- The meeting was the renewal of a rivalry of sorts between UC and UCF.
- The Knights won 25 straight games and two AAC titles in 2017 and 2018. Cincinnati actually handed UCF its first AAC loss in three years in a historic 27-24 Friday night win 2019 which propelled the Bearcats to back-to-back league titles and AP Top 10 finishes in 2020 and 2021.
- The 2019 win was the coming out party for true freshman cornerback Ahmad "Sauce" Gardner, who had a pick-six in the game that sparked the victory.

NOTES FROM GAME 5 VS. IOWA STATE

- Cincinnati captured its biggest win of the Scott Satterfield era on Oct. 4 with a 38-30 victory vs. Iowa State.
- This marked Cincinnati's highest ranked home win since beating No. 7 Rutgers, 30-11, on Nov. 18, 2006.
- It was also the Bearcats' first top-15 win since No. 9 Notre Dame on the road in 2021.
- It was head coach Scott Satterfield's fourth win against a ranked team as an FBS head coach and his first at UC. He won three games against ranked opponents while at Louisville: Nov. 19, 2022 vs. No. 24 NC State; Oct. 29, 2022 vs. No. 10 Wake Forest; and Oct. 12, 2019 at No. 19 Wake Forest.
- Cincinnati rushed for a season-high 260 yards, its 17th game with 200-plus yards under Scott Satterfield. The

Bearcats also ran for 287, their 2024 season-high, last year in Ames.

- UC opened the game with five straight scoring drives, the second time this year it has done that. They scored on their first seven drives vs. Northwestern State.
- The Bearcats stopped the Cyclones on fourth down three times, the first time they've thwarted an opponent at least three times on fourth down in a game since Sept. 24, 2022 vs. Indiana.

NOTES FROM GAME 4 AT KANSAS

- Cincinnati won its Big 12 opener on Sept. 27, mounting a fourth-quarter comeback to win 37-34 at Kansas.
- After the Jayhawks scored a touchdown with 1:45 to go to take the lead, UC QB Brendan Sorsby led a 10-play, 75-yard drive that ended with a two-yard rushing touchdown by running back Tawee Walker. The TD gave the Bearcats a 37-34 lead, which would hold as the final score.
- The game-winning drive was Cincinnati's first in the final two minutes of a game since 2020, when it won the AAC Championship game on a field goal as time expired. Quarterback Desmond Ridder led a 12-play, 51-yard drive to set up the field goal.
- Prior to the win in Lawrence, the Bearcats' last game-winning drive on the road came on Nov. 16, 2019 at USF. That game was also won with a field goal as time expired when Ridder led UC on an 11-play, 60-yard drive.

NOTES FROM GAME 3 VS. NORTHWESTERN STATE

- The Cincinnati offense had one of its best games in program history vs. Northwestern State on Sept. 13, winning 70-0 at Nippert Stadium.
- UC set modern-era school records for total touchdowns (10) and largest margin of victory (70).
- Cincinnati's 35 points in the first quarter were tied for the most in a first quarter by any team in the country this season. BYU scored 35 vs. Portland State on Aug. 30 and Minnesota scored 35 vs. Northwestern State on Sept. 6.
- UC and Minnesota are both the only teams to score 50 or more points in a half this year. The Golden Gophers scored 59 in the first half vs. Northwestern State.
- The Bearcats threw seven touchdown passes vs. the Demons, a single-game school record. The previous record six touchdown passes, which had occurred five times previously, all since 2009.

NOTES FROM GAME 2 VS. BGSU

- Cincinnati won its home opener vs. Bowling Green, 34-20. It was the 24th straight home opener victory for UC; a full list of all 24 victories can be found in the note below.
- Quarterback Brendan Sorsby threw for 333 yards and three touchdowns while running for a TD as well. At the time, it was his third career 300-yard passing game and his fourth career game with at least four TDs.
- Wide receiver Jeff Caldwell (109) and tight end Joe Royer (104) both eclipsed 100 yards receiving, the first duo to do that since Xavier Henderson (127) and Manny Covey (100) did so last year at Texas Tech.
- Linebacker Jake Golday was outstanding, tying a career high with 14 tackles and adding a sack. Golday collected 26 tackles through the first two games of the season, putting him among the national leaders in tackles.
- It was Cincinnati's first-ever win vs. BGSU in five tries. The Falcons won the previous four meetings, all of which took place in the early 1990's.
- Redshirt freshman Daniel James made his first career start at cornerback, logging three tackles.

NOTES FROM GAME 1 VS. NEBRASKA

- Cincinnati opened the 2025 season at GEHA Field at Arrowhead Stadium in Kansas City on Thursday, Aug. 28 against Nebraska. The Cornhuskers came away with a 20-17 victory in front of 72,884 fans.
- The game took place at the home of the Kansas City Chiefs and two former Bearcats that currently play for the Chiefs were in attendance: Travis Kelce and Bryan Cook. Former Bearcat Jason Kelce was also in attendance.
- Quarterback Brendan Sorsby's 96 rushing yards led all Big 12 players during the Week 1.
- Linebacker Jake Golday logged 12 tackles and a sack, his highest single-game tackle total as a Bearcat.
- Safety Trevon Gola-Callard started the game at safety, his

first start as a Bearcat.

BEARCATS THRIVING IN PORTAL

- Cincinnati was named one of the "Transfer Portal Winners" by The Athletic following the first week of portal signings in December.
- UC signed FCS All-Americans WR Jeff Caldwell (6-5, Lindenwood) and OT Nolan Latulippe (6-7, 300, Albany) as well as three-time All-Sun Belt DB Matthew McDoom (C. Carolina) and All-AAC K Stephen Rusnak (Charlotte).
- RB Tawee Walker led Wisconsin in rushing (864 yards and 10 TDs, '24 All-Big-Ten); he played for Oklahoma from 2022-23, making an appearance at Nippert Stadium in his second season with the Sooners.
- Cincinnati added FCS All-America LT Joe Cotton (South Dakota) — the spring portal's No. 1 offensive lineman in the country — after adding All-MAC guard Taran Tyo in the winter to solidify the offensive line.
- Many of Cincinnati's top players the last two seasons have come from the portal: OL Luke Kandra, TE Joe Royer, WR Xzavier Henderson, LB Jared Bartlett, QB Brendan Sorsby, LB Jake Golday, RB Corey Kiner among them.

101 YEARS OF NIPPERT STADIUM

- Cincinnati celebrated the 100-year anniversary of the dedication of Nippert Stadium during the West Virginia game on Nov. 9.
- James Gamble Nippert Memorial Stadium was dedicated on Nov. 8, 1924 in memory of Jimmy Nippert, who tragically passed away on Dec. 25, 1923.
- On Nov. 29, 1923, during a muddy game vs. Miami University, Jimmy sustained a severe leg injury from a cleat. Despite the injury, he played the rest of the game.
- The injury led to septicemia due to the lack of antibiotics, and despite numerous blood transfusions from teammates, Jimmy's condition worsened.
- In his memory, his grandfather, James N. Gamble, funded the completion of the UC stadium, leading to its renaming as the James Gamble Nippert Memorial Stadium.
- James N. Gamble was the son of the co-founder of Procter & Gamble and was a retired vice president at the time of Jimmy's passing. P&G was founded in 1837 and is still headquartered in Cincinnati.
- Today, Nippert Stadium stands as the centerpiece of the University of Cincinnati's campus. Nippert Stadium's turf is open to all students for recreation when not in use by the football or lacrosse teams for practices or games.

CINCINNATI'S \$134 MILLION PRACTICE FACILITY IS HERE

- The University of Cincinnati cut the ribbon on June 11 to the Sheakley Indoor Practice Facility and Performance Center, culminating a two-year construction process for the 210,000-square-foot masterpiece that redefines the UC student-athlete experience.
- The transformative project was made possible through the extraordinary generosity of Larry and Rhonda Sheakley.
- A full-length football field, weight room, cutting-edge sports medicine and athletic training wing and performance nutrition fueling station highlights the amenities of the practice field.
- The 96,000-square foot performance center features three levels that include offices for the football program, an athletics-only dining hall and multiple recovery spaces.

TRIO OF NEW ASSISTANT COACHES

- Scott Satterfield brought in three new assistant coaches this offseason to bolster his staff. Below is a brief capsule on each new assistant coach:
 - Adam Braithwaite (Stars): Braithwaite comes to Cincinnati after spending the 2024 season as the defensive coordinator at Samford. He was also the defensive coordinator at Tennessee Tech (2023) and Richmond (2017-19).
 - Eddie Hicks (Cornerbacks): A former UC football graduate assistant in 2013, Hicks returns to Clifton after spending two years at LSU as its lead defensive analyst. Prior to his time in Baton Rouge, he spent one season as the CB coach at Jacksonville State and three years as the cornerbacks coach at Charlotte.
 - Luke Paschall (Special Teams): Paschall was the special teams coordinator at his alma mater, Middle

Tennessee, in 2024, and produced all-conference performers at long snapper, punter, and punt returner. Before MTSU, he was the special teams coordinator at Louisiana from 2022-23.

TRIO NAMED AMONG BEST AT THEIR POSITIONS FOR 2026 NFL DRAFT

- The Athletic's Dane Brugler has been ranking college football prospects by position ahead of the 2026 NFL Draft, and three Bearcats appear on his list for their respective positions:
 - TE Joe Royer - 3rd
 - DT Dontay Corleone - 9th
 - LB Jake Golday - 11th

CALDWELL, CORLEONE, GOLDAWAY NAMED TO "FREAKS" LIST

- Three of UC's most impressive physical talents were recently recognized by The Athletic's Bruce Feldman on his annual "Freaks List". Dontay Corleone (No. 14), wide receiver Jeff Caldwell (No. 29), and linebacker Jake Golday (No. 48).
- Cincinnati, Alabama, Iowa, and Penn State were the only teams with at least three ranked inside the Top 50.
- An honorable mention All-Big 12 honoree a season ago, Golday's 4.24 shuttle time and 1.54 10-yard shuttle were among the numbers Feldman cited regarding the linebacker's spot on the list. Golday was PFF's third-highest-graded linebacker in the Big 12 last season.
- This is the third time Corleone has earned a spot on the list and he is the highest-ranked Big 12 player. Feldman praised "The Godfather" for his combination of strength and agility, noting that Corleone bench presses 485 pounds and squats 615 pounds while still posting a 1.71 10-yard split time, which would have ranked among the defensive tackle leaders at this year's NFL Combine.
- Caldwell, who will be making his Bearcats' debut this fall after transferring from Lindenwood, is a big target (6-4, 208) and former FCS All-American. His 11-9 broad jump figure would have tied for the farthest jump any wide receiver ever logged at the NFL Combine, and he boasts a 36.5 vertical jump as well.

O CAPTAIN, MY CAPTAIN (3 TIMES)

- Center Gavin Gerhardt and defensive tackle Dontay Corleone are in truly elite company as the third and fourth Bearcats all-time to be three-time team captains.
- The last one with the honor was linebacker Howie Kurnick (1976-78), who later played for the Bengals.
- The one before that? Arch Carson, considered the "Founder of UC football." He was the principle organizer of the school's first teams in the 1880s, whose devotion to football and sports continued during his long administrative career at UC.
- Nippert Stadium's playing surface continues to bear his name based on his role in developing the facility. TQL, which became a field sponsor in 2023, declined naming rights out of respect for tradition.

2021 CFP TEAMMATES REMAIN AT UC

- While the playoff may have expanded, Cincinnati can still lay its immortal claim as the first Group of 6 team to break the glass ceiling, especially in its original four-team format.
- Ben Blevins, Dontay Corleone, Gavin Gerhardt, Rob Jackson and Brady Lichtenberg were all part of that esteemed group.

NEW FACES IN THE FOLD

- Between incoming freshmen and transfer additions, UC has 39 new scholarship players on its roster this season.
- Included in that list are 21 players who joined the Bearcats via the transfer portal during the offseason:
 - WR Cyrus Allen (Texas A&M)
 - S Tayden Barnes (New Mexico State)
 - P Dino Beslagic (San Jose State)
 - WR Jeff Caldwell (Lindenwood)
 - OL Joe Cotton (South Dakota)
 - LB Darrell Gipson (Idaho State)
 - WR Caleb Goodie (Colorado State)
 - TE Patrick Gurd (Ohio State)
 - S Christian Harrison (Tennessee)
 - WR Noah Jennings (Charleston Southern)

- WR Isaiah Johnson (Western Carolina)
- OL Nolan Latulippe (Albany)
- DL CJ McCray (Virginia Tech)
- CB Matthew McDoom (Coastal Carolina)
- DL Isaiah Rogers (Monmouth)
- K Stephen Rusnak (Charlotte)
- LS Eli Stein (Wisconsin)
- OL Taran Tyo (Ball State)
- RB Tawee Walker (Wisconsin)
- DL Jaylon White-McClain (Old Dominion)
- S Xavier Williams (Middle Tennessee)

THE SCOTT SATTERFIELD FILE

- Head coach Scott Satterfield enters Year 3 at Cincinnati after he was hired as its 43rd head coach on Dec. 5, 2022.
- Satterfield's career record stands at 90-65 (.581) in 13 years as a head coach at Cincinnati, Louisville, and Appalachian State, holding a winning mark in seven seasons in addition to a 4-1 record in bowl games.
- He led the Mountaineers from the FCS to the FBS and to three straight conference titles.
- He lifted the Cardinals up from a 2-10 campaign in 2018 to an 8-5 record in his first season in 2019.
- A Durham, N.C., native, Satterfield was the 2018 Sun Belt Coach of the Year at Appalachian State before earning 2019 ACC Coach of the Year honors after leading the Cardinals to a six-win improvement in his first year.
- Satterfield has deep ties to App State, serving as an assistant coach (1998-08) and quarterback for the Mountaineers (1991-95), helping lead his alma mater to three NCAA Division I FCS national titles and eight conference championships along the way.

SATTERFIELD'S 1,000-YARD RUSHERS

- When Corey Kiner eclipsed the 1,000-yard mark in the penultimate game of the 2024 season, he became Scott Satterfield's 11th 1,000-yard rusher as a head coach.

| PLAYER (SCHOOL) | YARDS | YEAR |
|---------------------------------|--------------|-------------|
| Marcus Cox (App State) | 1,250 | 2013 |
| Marcus Cox (App State) | 1,415 | 2014 |
| Marcus Cox (App State) | 1,428 | 2015 |
| Marcus Cox (App State) | 1,015 | 2016 |
| Jalin Moore (App State) | 1,402 | 2016 |
| Jalin Moore (App State) | 1,037 | 2017 |
| Darrynton Evans (App State) | 1,187 | 2018 |
| Javian Hawkins (Louisville) | 1,525 | 2019 |
| Malik Cunningham (Louisville) | 1,034 | 2021 |
| Corey Kiner (Cincinnati) | 1,047 | 2023 |
| Corey Kiner (Cincinnati) | 1,153 | 2024 |

GET TO KNOW THE BEARCATS

- The University of Cincinnati Department of Athletics competes at the highest level of intercollegiate athletics with the vision to reach Next Level Success for all 18 varsity teams and more than 400-plus student-athletes. The Bearcats have a proud athletics history, winning eight national championships and 118 conference titles. The Cincinnati men's basketball team is among the 15 winningest programs all-time, while the football team became the first non-Power Five program to compete in the College Football Playoff in 2021. Olympic gold medalist volleyball player Jordan Thompson, NBA Hall of Famer Oscar Robertson and Major League Baseball legend Sandy Koufax are among several luminaries who have competed as Bearcats.
- The Bearcats entered a new era as a Power Five School on July 1, 2023 when they officially joined the Big 12 Conference, positioning Cincinnati among the nation's premier athletics programs.
- Off the field, UC student-athletes continue to find success, collectively posting a 3.52 GPA in Spring 2025 with 77% earning spots on the Honor Roll.
- Under the leadership of Director of Athletics John Cunningham, and supported by more than 150 full-time staff members, UC Athletics' mission is to connect our community, enhance our university and impact the lives of student-athletes as they prepare to change the world on and off the field.

AN ELITE PROGRAM BY THE NUMBERS

- UC has positioned itself as one of the most successful programs in the country over the last several years.
- Cincinnati is 63-28 since the start of the 2018 season,

which ranks 15th among FBS programs and is the best record among current Big 12 programs during that span.

- Since the start of the 2013 season, UC has won three conference championships while advancing to eight bowl games. Two of its eight bowl trips have been to New Year's Six bowls: 2021 Peach Bowl and the 2021 Cotton Bowl Classic (CFP Semifinal).
- The Bearcats became the first-ever "Group of Five" team to advance to the College Football Playoff in 2021, defeating No. 9 Notre Dame on the road and finishing undefeated in the regular season along the way.
- Cincinnati (2021) was one of just 15 teams to make the College Football Playoff in the four-team era (2014-23) and one of just two current Big 12 teams (TCU, 2022) to make it. UC was the only non-Power Five program to ever earn a CFP berth in the four-team format.

CFP+MF4 APPEARANCE

- Cincinnati, TCU and Arizona State are the only current Big 12 schools to make the CFP.
- Cincinnati became the first non-Power 5 team to make the College Football Playoff after finishing as the nation's only undefeated team in 2021 and has advanced to six Men's Final Fours.

BEARCATS FIND NFL SUCCESS

- UC has seen 18 Bearcats drafted since 2021 — second-most in the Big 12 in that time span. The list includes Ahmad "Sauce" Gardner, who was selected fourth overall by the New York Jets in 2022 and went on to earn All-Pro and NFL Defensive Rookie of the Year honors.
- While Gardner took the NFL by storm as a rookie, Travis and Jason Kelce turned in dominant seasons once again. The brothers, who both starred for the Bearcats more than a decade ago, each earned All-Pro and faced off in Super Bowl LVIII. The Kansas City Chiefs won the league crown and Travis Kelce was joined by fellow Bearcat Bryan Cook, a rookie safety.

TAKE ME TO HIGHER GROUND

- For the past 27 years, UC football has called the Higher Ground Conference and Retreat Center in West Harrison, Ind., its preseason training home.
- The 280-acre facility is located about 30 miles from campus and has served as the Bearcats training camp location since the lead up to the 1999 season.
- Higher Ground has two 100-yard turf practice fields, including a new surface installed in 2017, ample living and meeting spaces and no distractions from football.
- The Bearcats utilized it for the first week of camp this summer before returning to campus, in part because of the new facility.

CHAMPIONSHIP HISTORY

- UC won the 2021 and 2020 AAC Championships, its 15th and 16th league titles, for its first two since 2014 and first outright crowns since 2009.
- UC played in its third-straight AAC title game in 2021.
- Each of the last two were played at Nippert Stadium. UC toppled No. 16 Houston in 2021 after defeating No. 23 Tulsa on Cole Smith's game-ending 34-yard field goal. That first game, played on Saturday, Dec. 19 at Nippert Stadium, marked the latest date a game was played in Nippert since a matchup vs. Xavier on Dec. 7, 1918.

CONFERENCE CHAMPIONSHIPS (16)

| YEAR | LEAGUE | HC | REC |
|------|-------------------|------------|--------|
| 1933 | Buckeye * | King | 7-2-0 |
| 1934 | Buckeye | King | 6-2-1 |
| 1947 | Mid-American | Nolting | 7-3-0 |
| 1949 | Mid-American | Gillman | 7-4-0 |
| 1951 | Mid-American | Gillman | 10-1-0 |
| 1952 | Mid-American | Gillman | 8-1-1 |
| 1963 | Missouri Valley * | Studley | 6-4-0 |
| 1964 | Missouri Valley | Studley | 8-2-0 |
| 2002 | Conference USA * | Minter | 7-7-0 |
| 2008 | BIG EAST | Kelly | 11-3-0 |
| 2009 | BIG EAST | Kelly | 12-1-0 |
| 2011 | BIG EAST * | Jones | 10-3-0 |
| 2012 | BIG EAST * | Jones | 10-3-0 |
| 2014 | American * | Tuberville | 9-4-0 |
| 2020 | American | Fickell | 9-0-0 |
| 2021 | American | Fickell | 13-0-0 |

* - Shared title

POLLING DATA

| WEEK | AP | COACHES | CFP |
|-----------|----|---------|-----|
| Preseason | - | - | - |
| Week 1 | - | - | - |
| Week 2 | - | - | - |
| Week 3 | - | - | - |
| Week 4 | - | - | - |
| Week 5 | - | - | - |
| Week 6 | - | - | - |
| Week 7 | RV | RV | - |
| Week 8 | 24 | 24 | - |
| Week 9 | 21 | 21 | - |
| Week 10 | - | - | - |
| Week 11 | - | - | - |
| Week 12 | - | - | - |
| Week 13 | - | - | - |
| Week 14 | - | - | - |

IN THE POLLS

| AP | COACHES |
|-----------------------|-----------------------|
| 1. Ohio State (60) | 1. Ohio State(65) |
| 2. Indiana (6) | 2. Indiana |
| 3. Texas A&M | 3. Texas A&M |
| 4. Alabama | 4. Alabama |
| 5. Georgia | 5. Georgia |
| 6. Oregon | 6. Oregon |
| 7. Georgia Tech | 7. Georgia Tech |
| 8. Ole Miss | 8. Ole Miss |
| 9. Miami | 9. Miami |
| 10. Vanderbilt | 10. <i>BYU</i> |
| 11. <i>BYU</i> | 11. Oklahoma |
| 12. Notre Dame | 12. Vanderbilt |
| 13. Oklahoma | 13. Notre Dame |
| 14. Texas Tech | 14. Missouri |
| 15. Missouri | 15. Texas Tech |
| 16. Virginia | 16. Virginia |
| 17. Tennessee | 17. Tennessee |
| 18. South Florida | 18. Texas |
| 19. Louisville | 19. LSU |
| 20. LSU | 20. South Florida |
| 21. CINCINNATI | 21. CINCINNATI |
| 22. Texas | 22. Louisville |
| 23. Illinois | 23. Illinois |
| 24. Arizona State | 24. Michigan |
| 25. Michigan | 25. Arizona State |

2025 Opponent

NIPPERT STADIUM TOP CROWDS

| ATT | OPPONENT | DATE | RESULT |
|--------|---------------|----------|----------------|
| 40,140 | UConn | 10/24/15 | W, 37-13* |
| 40,121 | UCF | 10/4/19 | W, 27-24* |
| 40,101 | Miami (Fla.) | 10/1/15 | W, 34-23* |
| 40,015 | Houston | 9/15/16 | L, 40-16* |
| 39,095 | Alabama A&M | 9/5/15 | W, 52-10 |
| 38,919 | UConn | 11/9/19 | W, 48-3 |
| 38,557 | South Florida | 10/8/22 | W, 28-24* |
| 38,464 | Indiana | 9/24/22 | W, 45-24* |
| 38,461 | Navy | 11/5/22 | W, 20-10* |
| 38,199 | East Carolina | 11/11/22 | W, 27-25* |
| 38,193 | EKU | 9/2/23 | W, 66-13* |
| 38,193 | Miami (OH) | 9/16/23 | L, 24-31 (OT)* |
| 38,193 | Oklahoma | 9/23/23 | L, 6-20* |
| 38,193 | Iowa State | 10/14/23 | L, 10-30* |
| 38,193 | Baylor | 10/21/23 | L, 29-32 |
| 38,193 | UCF | 11/4/23 | L, 26-28 |

*-Sellouts



CARSON FIELD AT NIPPERT STADIUM

Carson Field at Nippert Stadium has been the venerable home of the University of Cincinnati football team since 1901 and provides a phenomenal home-field environment.

ALL-TIME RECORD AT NIPPERT STADIUM

364-200-13 (.642)

Since James Gamble Nippert Memorial Stadium was dedicated on Nov. 8, 1924.

WHAT'S IN A NAME?

- During the season-ending clash with rival Miami (OH) in 1923, Jimmy Nippert sustained a spike wound injury and died a month later from blood poisoning.
- His grandfather, James N. Gamble of Procter and Gamble, provided the funds needed to complete the horseshoe-shaped structure, and the James Gamble Nippert Memorial Stadium was dedicated on Nov. 8, 1924.
- The stadium's founder was Arch Carson, who as captain and principal organizer played a significant role in starting football on the UC campus in 1885. In 1901 as physical director of the university, Carson guided the construction of the field which was later named for him -- the playing surface is still called Carson Field.

A MODERN CLASSIC


- In 1915, construction was completed on the first sections of a brick and concrete structure to replace the wooden stands and continued for several seasons as funds were raised.
- In 1924, the completed structure was dedicated as James Gamble Nippert Memorial Stadium with a capacity of 12,000.
- UC has used the Nippert site as a playing surface

since 1901, making it the second-oldest playing site in the nation for college football behind Penn's Franklin Field (1895).

- UC went from having nearly no premium seating options to the addition of 1,100 scholarship club seats and 53 indoor and outdoor suites of varying sizes. A skywalk connects Tangeman University Center to the West Pavilion with premium area customers able to access the facility on gameday from the other side of campus.

TQL PARTNERSHIP BOLSTERS NIPPERT STADIUM

- Total Quality Logistics (TQL), the second-largest freight brokerage firm in North America and Cincinnati's largest private company, and UC announced in January 2023 a long-term strategic partnership that will include field level and stadium signage and logo assets for TQL as well as specific investment to the Bearcats' indoor practice and performance facility project.
- TQL's logo will appear on Carson Field in two places.
- While field surface branding typically results in renaming the venue, as a Cincinnati company, TQL has chosen to not name the field. It will continue to be named Carson Field in honor of Dr. Arch Carson, who organized the first football team at the university in 1885 and is known as the Father of UC Football.



NIPPERT STADIUM DEDICATION 100TH ANNIVERSARY

Cincinnati Athletics commemorated the 100-year anniversary of the dedication of Nippert Stadium during the entire 2024 football season, celebrating the life of stadium namesake Jimmy Nippert as the Bearcats' season-long theme. The Nov. 9, 2024 game vs. West Virginia celebrated the 100-year anniversary throughout the game.

Nippert was a center and captain on the 1923 football team when he sustained an injury on Thanksgiving Day against rival Miami (OH). He fell ill with blood poisoning and died on Christmas Day. Nippert's grandfather—James N. Gamble, son of the Procter & Gamble co-founder—donated \$250,000 for the completion of the stadium.

Nippert Stadium was officially dedicated on Nov. 8, 1924 before kickoff of a game against Oberlin. Members of the Nippert family joined UC staff, players from both teams, and representatives from universities in the region in a ceremony at the memorial in the south end of the stadium.

Nippert Stadium stands as the centerpiece of the University of Cincinnati's campus. Through several renovations, the stadium has modernized to feature suite levels and a press box in addition to premium seating. It now seats just under 40,000 fans, but remains in the middle of campus, adjacent to the Tangeman University Center. Nippert Stadium's turf is open to all students for recreation when not in use by the football or lacrosse teams for practices or games.

IT'S HERE: THE SHEAKLEY INDOOR PRACTICE FACILITY & PERFORMANCE CENTER


The University of Cincinnati cut the ribbon June 11 to the Sheakley Indoor Practice Facility and Athletics Performance Center, culminating a two-year construction process for the \$134-million, 210,000-square-foot complex that will redefine the student-athlete experience at UC.

The transformative project, made possible through the extraordinary generosity of Larry and Rhonda Sheakley, marks a major milestone in the Bearcats' continued rise in the Big 12 and on the national stage.

The 84,000 square-foot Indoor Practice Facility features a 120-yard football field equipped for multiple sports. The field provides an all-weather home for Cincinnati football practices and year-round workouts. It is connected to the Performance Center's weight room, cutting edge sports medicine and athletic training wing and performance nutrition fueling stations.

The 96,000 square-foot Performance Center features three levels that will provide nearly everything a student-athlete needs to get competition and practice ready in one place:

- Offices for football program
- Athletics-only dining hall
- Fueling station for football
- Sports performance weight room
- Athletic training room
- Multiple recovery spaces
- Mental health services
- Equipment room
- Creative suite



2025 CINCINNATI FOOTBALL ALPHABETICAL ROSTER

| # | NAME | POS. | HT. | WT. | CL. | HOMETOWN / HIGH SCHOOL / LAST SCHOOL |
|----|---------------------|------|------|-----|-------|---|
| 4 | Cyrus Allen | WR | 5-11 | 180 | Sr. | New Orleans, La. / Landry-Walker / Louisiana Tech / Texas A&M |
| 19 | Dakarai Anderson | WR | 5-8 | 183 | RFr. | Perry, Ga. / Perry |
| 8 | Ormanie Arnold | CB | 5-8 | 183 | RJr. | Long Beach, Calif. / Dominguez / Idaho |
| 95 | Lendric Barber | DL | 6-3 | 310 | RFr. | McDonough, Ga. / Ola |
| 10 | Tayden Barnes | S | 5-8 | 185 | RSo. | Amarillo, Texas / Tascosa / New Mexico State |
| 35 | Dino Beslagic | P | 6-4 | 207 | RJr. | Santa Clara, Calif. / Santa Clara / San Jose State |
| 89 | Nash Biglin | WR | 6-3 | 205 | RSo. | Worthington, Ohio / Worthington Kilbourne |
| 45 | Ben Blevins | LB | 5-11 | 235 | RSr. | Maineville, Ohio / La Salle |
| 56 | Deondre Buford | OL | 6-4 | 325 | RSr. | Detroit, Mich. / Martin Luther King / Kentucky |
| 40 | Kamari Burns | DL | 6-3 | 300 | RSo. | Columbus, Ohio / Gahanna Lincoln |
| 27 | Taizaun Burns | WR | 5-10 | 170 | Fr. | Columbus, Ga. / Gahanna Lincoln |
| 20 | Jakorian Caffey | RB | 5-10 | 212 | RFr. | Avon, Ohio / Avon |
| 9 | Jeff Caldwell | WR | 6-5 | 215 | Sr. | Louisville, Ky. / Butler / Lindenwood |
| 52 | Ronan Casanova | LB | 5-10 | 225 | So. | Middletown, Ohio / Middletown / Marist |
| 63 | Zac Clarke | OL | 6-6 | 310 | RFr. | Plainfield, Ill. / Oswego East |
| 29 | Stanley Clyne | CB | 6-2 | 180 | RSo. | Tipp City, Ohio / Tippecanoe |
| 4 | Mikah Coleman | DL | 6-4 | 272 | RSr. | Reynoldsburg, Ohio / Reynoldsburg / Eastern Michigan |
| 31 | Simeon Coleman | LB | 5-11 | 225 | So. | Seat Pleasant, Md. / St. Frances Academy |
| 2 | Dontay Corleone | DL | 6-1 | 335 | RSr. | Cincinnati, Ohio / Colerain |
| 74 | Joe Cotton | OL | 6-6 | 317 | RJr. | Sioux Falls, S.D. / Roosevelt / South Dakota |
| 29 | Manny Covey | RB | 5-11 | 192 | RSo. | Starke, Fla. / Bradford |
| 20 | Ci Crite | DB | 6-1 | 202 | Fr. | Lincoln County, Ga. / Lincoln County |
| 86 | Kellen Davis | TE | 6-3 | 250 | RSo. | Middletown, Ohio / Middletown |
| 49 | Jack Dingle | LB | 6-4 | 240 | RSr. | Louisville, Ky. / Trinity |
| 82 | James Early | DL | 6-3 | 230 | Fr. | Fort Wayne, Ind. / North Side |
| 78 | Grant Edgington | OL | 6-4 | 305 | RSo. | Madeira, Ohio / Madeira |
| 31 | Max Fletcher | P | 6-6 | 190 | RJr. | Melbourne, Australia / ProKick / Arkansas |
| 53 | Gavin Gerhardt | OL | 6-4 | 310 | RSr.* | Xenia, Ohio / Xenia |
| 33 | Darrell Gipson | LB | 6-1 | 242 | So. | Lacey, Wash. / Timberline / Idaho State |
| 6 | Trevon Gola-Callard | S | 6-0 | 195 | RSr. | Las Vegas, Nev. / Palo Verde / Mary / Southern Utah |
| 11 | Jake Golday | LB | 6-4 | 240 | RSr. | Arlington, Tenn. / Arlington / Central Arkansas |
| 10 | Caleb Goodie | WR | 6-1 | 178 | Jr. | Breaux Bridge, La. / Memorial / Colorado State |
| 23 | Willie Goodwyn | CB | 5-11 | 185 | RFr. | Montgomery, Ala. / Rabun County (Ga.) |
| 79 | Ethan Green | OL | 6-6 | 313 | RJr. | Fremont, Ohio / Fremont Ross |
| 56 | Tim Griffin | DL | 6-5 | 275 | Fr. | Covington, Ga. / Alcovy |
| 87 | Gavin Grover | TE | 6-6 | 255 | So. | Lewis Center, Ohio / Olentangy |
| 92 | Elijah Gunn | DL | 6-0 | 310 | RSo. | LaGrange, Ga. / Callaway / Southern Illinois |
| 21 | Patrick Gurd | TE | 6-4 | 250 | RSr. | New Albany, Ohio / New Albany / Ohio State |
| 5 | Christian Harrison | S | 6-0 | 195 | RJr. | Atlanta, Ga. / Woodward Academy / Tennessee |
| 34 | Myles Harrison | LB | 6-2 | 227 | Fr. | Pickerington, Ohio / Pickerington Central |
| 24 | Terrell Holcomb | LB | 6-1 | 220 | Fr. | Gahanna, Ohio / Gahanna Lincoln |
| 90 | Jalen Hunt | DL | 6-2 | 315 | RSr.* | Detroit, Mich. / Belleville / Michigan State |
| 14 | Barry Jackson Jr. | WR | 5-11 | 195 | RSo. | Ellenwood, Ga. / Cedar Grove |
| 99 | Rob Jackson | DL | 6-4 | 277 | RSr. | Philadelphia, Pa. / Archbishop Wood |
| 25 | Daniel James | CB | 5-10 | 185 | RFr. | Powder Springs, Ga. / McEachern |
| 8 | Noah Jennings | WR | 6-0 | 190 | Jr. | Columbia, S.C. / Westwood / Charleston Southern |
| 0 | Isaiah Johnson | WR | 5-10 | 185 | So. | Ft. Walton Beach, Fla. / Choctawhatchee / W. Carolina |
| 15 | Jamari Johnson | S | 5-10 | 170 | Fr. | Birmingham, Ala. / Pell City |
| 14 | Zay "Gravy" Johnson | CB | 6-2 | 175 | RFr. | Clinton, S.C. / Clinton |
| 13 | Zion Johnson | RB | 5-8 | 185 | Fr. | Covington, Ga. / Newton |
| 19 | Ci Jones | S | 5-9 | 190 | Fr. | Chicago, Ill. / Bolingbrook |
| 80 | Elijah Jones | WR | 5-11 | 195 | RFr. | Norristown, Pa. / St. Joseph's Prep |
| 5 | Samaj Jones | QB | 5-11 | 207 | RFr. | Philadelphia, Pa. / St. Joseph's Prep |
| 22 | Zane Kinsey | WR | 5-10 | 190 | RSo. | Wellsville, Ohio / Toronto |
| 12 | Zebulin Kinsey | QB | 6-3 | 222 | Fr. | Wellsville, Ohio / Toronto |
| 15 | Will Kocher | QB | 6-2 | 205 | RSo. | Kings Mills, Ohio / Kings |
| 17 | Giyahni Kontosis | WR | 6-1 | 210 | Fr. | Beltsville, Md. / Riverdale Baptist |
| 72 | Nolan Latulippe | OL | 6-8 | 315 | Jr. | Aylmer, Quebec, Can. / Champlain College Lennoxville / Albany |
| 47 | George Leibold | LB | 6-1 | 225 | RFr. | Sarasota, Fla. / Cardinal Mooney |
| 93 | Max Lemasters | K | 5-6 | 175 | RSo. | Cincinnati, Ohio / Elder |

| # | NAME | POS. | HT. | WT. | CL. | HOMETOWN / HIGH SCHOOL / LAST SCHOOL |
|----|----------------------|------|------|-----|-------|--|
| 39 | Cincear Lewis | LB | 6-1 | 218 | RJr. | Kalamazoo, Mich. / Kalamazoo Central |
| 16 | Brady Lichtenberg | QB | 6-1 | 200 | RSr. | Toledo, Ohio / St. John's Jesuit |
| 91 | Drew Logan | DL | 6-4 | 275 | RJr. | North Canton, Ohio / Hoover |
| 66 | Xavier Lozowicki | OL | 6-5 | 315 | RSo. | Ridley Park, Pa. / IMG Academy / Maine |
| 21 | Ci McCray | DL | 6-3 | 260 | RSr. | Lumberton, N.C. / Mallard Creek / Marshall / Virginia Tech |
| 0 | Matthew McDoom | CB | 5-9 | 180 | Sr. | Winter Garden, Fla. / West Orange / Coastal Carolina |
| 88 | CD McFee | DL | 6-4 | 310 | Fr. | Elkhart, Ind. / Elkhart |
| 75 | Marcus McGregor | OL | 6-3 | 295 | Fr. | West Des Moines, Iowa / Valley |
| 71 | Judea Milon | OL | 6-4 | 312 | RSr. | Killeen, Texas / Shoemaker / Tyler Junior College |
| 97 | Kamron Neal | DL | 6-2 | 268 | Fr. | Fort Myers, Fla. / Campbell (Ga.) |
| 96 | Nathan Nunn | DL | 6-2 | 280 | RFr. | Medina, Ohio / Medina |
| 70 | Cray Paich | OL | 6-5 | 315 | Fr. | Northbrook, Ill. / Glenbrook North |
| 98 | Marquaze Parker | DL | 6-2 | 285 | So. | West Memphis, Ark. / West Memphis |
| 73 | Aiden Pastoriza | OL | 6-6 | 315 | RFr. | Jackson, Mich. / Lumen Christi |
| 46 | Antwan Peek Jr. | STAR | 6-1 | 214 | RJr. | Cincinnati, Ohio / Indian Hill |
| 6 | Evan Pryor | RB | 5-9 | 195 | RSr. | Cornelius, N.C. / William Amos Hough / Ohio State |
| 35 | Drew Robinson | S | 6-2 | 195 | RFr. | Clarksville, Ohio / Moeller |
| 26 | Cam Roetherford | DL | 6-3 | 300 | RJr. | Detroit, Mich. / Martin Luther King / Arkansas-Pine Bluff |
| 55 | Isaiah Rogers | DL | 6-2 | 297 | RSr. | Sharon Hill, Pa. / Academy Park / CMU / Monmouth |
| 11 | Joe Royer | TE | 6-5 | 250 | RSr. | Cincinnati, Ohio / Elder / Ohio State |
| 99 | Stephen Rusnak | K | 6-0 | 200 | RSr. | Clarkston, Mich. / Clarkston / Michigan State / Charlotte |
| 18 | Marqavious Saboor | STAR | 5-11 | 185 | So. | Decatur, Ga. / Carlton Kell |
| 9 | Jiquan Sanks | STAR | 5-10 | 195 | So. | Columbus, Ga. / Central (Ala.) |
| 32 | Landen Schaefer | DB | 6-0 | 195 | Fr. | Cincinnati, Ohio / Reading |
| 69 | JP Schrieber | OL | 6-2 | 305 | RFr. | Berwyn, Pa. / St. Joseph's Prep |
| 37 | Weston Simmons | LS | 5-11 | 225 | RSo. | Mason, Ohio / Mason |
| 17 | Brian Simms III | LB | 6-3 | 235 | RSo. | Baltimore, Md. / St. Frances Academy |
| 82 | Ka/Maurri Smith | TE | 6-5 | 245 | Fr. | Dayton, Ohio / Wayne |
| 94 | Keilan Smith | DL | 6-2 | 330 | RSo. | Pickerington, Ohio / Pickerington Central |
| 2 | Brendan Sorsby | QB | 6-3 | 235 | RJr. | Denton, Texas / Lake Dallas / Indiana |
| 41 | Quinn Staten | LB | 6-1 | 225 | RSo. | Toledo, Ohio / St. John's Jesuit |
| 48 | Eli Stein | LS | 6-3 | 225 | RJr. | Cambridge, Wis. / Cambridge / Arkansas / Wisconsin |
| 3 | Kye Stokes | DB | 6-1 | 194 | RJr. | Tampa, Fla. / Armwood / Ohio State |
| 76 | Zach Taylor | OL | 6-3 | 318 | Fr. | Kingsland, Ga. / Camden County |
| 50 | Evan Tengesdahl | OL | 6-3 | 320 | RSo. | Dayton, Ohio / Wayne |
| 22 | Jonathan Thompson | LB | 6-2 | 230 | RJr. | Columbus, Ohio / St. Francis De Sales |
| 77 | Taran Tyo | OL | 6-3 | 325 | RJr. | Greenville, Ohio / Versailles / Ball State |
| 3 | Tawee Walker | RB | 5-8 | 218 | RSr. | North Las Vegas, Nev. / Centennial / Palomar JC / Oklahoma / Wisconsin |
| 85 | Lyviel Waters | TE | 6-2 | 240 | RFr. | Cincinnati, Ohio / Winton Woods |
| 44 | Montay Weedon | LB | 6-0 | 220 | So. | Silver Spring, Md. / St. John's College |
| 59 | Jake Wheelock | OL | 6-4 | 303 | RFr. | Dayton, Ohio / Stebbins |
| 16 | Jaylon White-McClain | DL | 6-4 | 273 | RJr. | Virginia Beach, Va. / Kempsville / Old Dominion |
| 7 | Chance Williams | RB | 5-7 | 190 | RJr. | Baton Rouge, La. / Scotlandville Magnet / Grambling State |
| 13 | Patrick Williams | CB | 5-10 | 168 | Fr. | Greenville, S.C. / Rabun Gap-Nacoochee |
| 36 | Xavier Williams | S | 6-2 | 220 | RSr. | McDonough, Ga. / Colquitt County / MTSU / UCF / Charlotte |
| 7 | Logan Wilson | CB | 5-9 | 183 | RSr.* | Dallas, Texas / Bishop Dunne / Kansas State / ULM / North Texas |
| 88 | DaMari Witherspoon | TE | 6-5 | 240 | Fr. | Dallas, Ga. / East Paulding |
| 18 | Kale Woodburn | WR | 5-8 | 165 | RFr. | Warner Robins, Ga. / Houston County |
| 83 | Devyn Zahursky | TE | 6-4 | 250 | RFr. | Berea, Ohio / Midpark |

* - Using extra year of eligibility from COVID-19 pandemic

2025 CINCINNATI FOOTBALL NUMERICAL ROSTER

| # | NAME | POS. | HT. | WT. | CL. | HOMETOWN / HIGH SCHOOL / LAST SCHOOL |
|----|----------------------|------|------|-----|-------|--|
| 0 | Isaiah Johnson | WR | 5-10 | 185 | So. | Ft. Walton Beach, Fla. / Choctawhatchee / W. Carolina |
| 0 | Matthew McDoom | CB | 5-9 | 180 | Sr. | Winter Garden, Fla. / West Orange / Coastal Carolina |
| 2 | Brendan Sorsby | QB | 6-3 | 235 | RJr. | Denton, Texas / Lake Dallas / Indiana |
| 2 | Dontay Corleone | DL | 6-1 | 335 | RSr. | Cincinnati, Ohio / Colerain |
| 3 | Kye Stokes | DB | 6-1 | 194 | RJr. | Tampa, Fla. / Armwood / Ohio State |
| 3 | Tawee Walker | RB | 5-8 | 218 | RSr. | North Las Vegas, Nev. / Centennial / Palomar JC / Oklahoma / Wisconsin |
| 4 | Cyrus Allen | WR | 5-11 | 180 | Sr. | New Orleans, La. / Landry-Walker / Louisiana Tech / Texas A&M |
| 4 | Mikah Coleman | DL | 6-4 | 272 | RSr.* | Reynoldsburg, Ohio / Reynoldsburg / Eastern Michigan |
| 5 | Christian Harrison | S | 6-0 | 195 | RJr. | Atlanta, Ga. / Woodward Academy / Tennessee |
| 5 | Samaj Jones | QB | 5-11 | 207 | RFr. | Philadelphia, Pa. / St. Joseph's Prep |
| 6 | Trevon Gola-Callard | S | 6-0 | 195 | RSr. | Las Vegas, Nev. / Palo Verde / Mary / Southern Utah |
| 6 | Evan Pryor | RB | 5-9 | 195 | RSr. | Cornelius, N.C. / William Amos Hough / Ohio State |
| 7 | Chance Williams | RB | 5-7 | 190 | RJr. | Baton Rouge, La. / Scotlandville Magnet / Grambling State |
| 7 | Logan Wilson | CB | 5-9 | 183 | RSr.* | Dallas, Texas / Bishop Dunne / Kansas State / ULM / North Texas |
| 8 | Ormanie Arnold | CB | 5-8 | 183 | Sr. | Long Beach, Calif. / Dominguez / Idaho |
| 8 | Noah Jennings | WR | 6-0 | 190 | Jr. | Columbia, S.C. / Westwood / Charleston Southern |
| 9 | Jeff Caldwell | WR | 6-5 | 215 | Sr. | Louisville, Ky. / Butler / Lindenwood |
| 9 | Jiquan Sanks | STAR | 5-10 | 195 | So. | Columbus, Ga. / Central (Ala.) |
| 10 | Tayden Barnes | S | 5-8 | 185 | RSo. | Amarillo, Texas / Tascosa / New Mexico State |
| 10 | Caleb Goodie | WR | 6-1 | 178 | Jr. | Breaux Bridge, La. / Memorial / Colorado State |
| 11 | Joe Royer | TE | 6-5 | 250 | RSr. | Cincinnati, Ohio / Elder / Ohio State |
| 11 | Jake Golday | LB | 6-4 | 240 | RSr. | Arlington, Tenn. / Arlington / Central Arkansas |
| 12 | Zebulin Kinsey | QB | 6-3 | 222 | Fr. | Wellsville, Ohio / Toronto |
| 13 | Zion Johnson | RB | 5-8 | 185 | Fr. | Covington, Ga. / Newton |
| 13 | Patrick Williams | CB | 5-10 | 168 | Fr. | Greenville, S.C. / Rabun Gap-Nacoochee |
| 14 | Barry Jackson Jr. | WR | 5-11 | 195 | RSo. | Ellenwood, Ga. / Cedar Grove |
| 14 | Zay "Gravy" Johnson | CB | 6-2 | 175 | RFr. | Clinton, S.C. / Clinton |
| 15 | Jamari Johnson | S | 5-10 | 170 | Fr. | Birmingham, Ala. / Pell City |
| 15 | Will Kocher | QB | 6-2 | 205 | RSo. | Kings Mills, Ohio / Kings |
| 16 | Brady Lichtenberg | QB | 6-1 | 200 | RSr. | Toledo, Ohio / St. John's Jesuit |
| 16 | Jaylon White-McClain | DL | 6-4 | 273 | RJr. | Virginia Beach, Va. / Kempsville / Old Dominion |
| 17 | Giyahni Kontosis | WR | 6-1 | 210 | Fr. | Beltsville, Md. / Riverdale Baptist |
| 17 | Brian Simms III | LB | 6-3 | 235 | RSo. | Baltimore, Md. / St. Frances Academy |
| 18 | Marqavious Saboor | STAR | 5-11 | 185 | So. | Decatur, Ga. / Carlton Kell |
| 18 | Kale Woodburn | WR | 5-8 | 165 | RFr. | Warner Robins, Ga. / Houston County |
| 19 | Dakarai Anderson | WR | 5-8 | 183 | RFr. | Perry, Ga. / Perry |
| 19 | CJ Jones | S | 5-9 | 190 | Fr. | Chicago, Ill. / Bolingbrook |
| 20 | Jakorian Caffey | RB | 5-10 | 212 | RFr. | Avon, Ohio / Avon |
| 20 | CJ Crite | DB | 6-1 | 202 | Fr. | Lincoln County, Ga. / Lincoln County |
| 21 | Patrick Gurd | TE | 6-4 | 248 | RSr.* | New Albany, Ohio / New Albany / Ohio State |
| 21 | CJ McCray | DL | 6-3 | 260 | RSr. | Lumberton, N.C. / Mallard Creek / Marshall / Virginia Tech |
| 22 | Jonathan Thompson | LB | 6-2 | 230 | RJr. | Columbus, Ohio / St. Francis De Sales |
| 22 | Zane Kinsey | WR | 5-10 | 190 | RSo. | Wellsville, Ohio / Toronto |
| 23 | Willie Goodwyn | CB | 5-11 | 185 | RFr. | Montgomery, Ala. / Rabun County (Ga.) |
| 24 | Terrell Holcomb | LB | 6-1 | 220 | Fr. | Gahanna, Ohio / Gahanna Lincoln |
| 25 | Daniel James | CB | 5-10 | 185 | RFr. | Powder Springs, Ga. / McEachern |
| 26 | Cam Roetherford | DL | 6-3 | 300 | RJr. | Detroit, Mich. / Martin Luther King / Arkansas-Pine Bluff |
| 27 | Taizaun Burns | WR | 5-10 | 170 | Fr. | Columbus, Ga. / Gahanna Lincoln |
| 29 | Manny Covey | RB | 5-11 | 192 | RSo. | Starke, Fla. / Bradford |
| 29 | Stanley Clyne | CB | 6-2 | 180 | RSo. | Tipp City, Ohio / Tiptecanoe |
| 31 | Max Fletcher | P | 6-6 | 190 | RJr. | Melbourne, Australia / ProKick / Arkansas |
| 31 | Simeon Coleman | LB | 5-11 | 225 | So. | Seat Pleasant, Md. / St. Frances Academy |
| 32 | Landen Schaefer | DB | 6-0 | 195 | Fr. | Cincinnati, Ohio / Reading |
| 33 | Darrell Gipson | LB | 6-1 | 242 | So. | Lacey, Wash. / Timberline / Idaho State |
| 34 | Myles Harrison | LB | 6-2 | 227 | Fr. | Pickerington, Ohio / Pickerington Central |
| 35 | Drew Robinson | S | 6-2 | 195 | RFr. | Clarksville, Ohio / Moeller |
| 35 | Dino Beslagic | P | 6-4 | 207 | RJr. | Santa Clara, Calif. / Santa Clara / San Jose State |
| 36 | Xavier Williams | S | 6-2 | 220 | RSr. | McDonough, Ga. / Colquitt County / MTSU / UCF / Charlotte |
| 37 | Weston Simmons | LS | 5-11 | 225 | RSo. | Mason, Ohio / Mason |
| 39 | Cincear Lewis | LB | 6-1 | 218 | RJr. | Kalamazoo, Mich. / Kalamazoo Central |
| 40 | Kamari Burns | DL | 6-3 | 300 | RSo. | Columbus, Ohio / Gahanna Lincoln |

| # | NAME | POS. | HT. | WT. | CL. | HOMETOWN / HIGH SCHOOL / LAST SCHOOL |
|----|--------------------|------|------|-----|-------|---|
| 41 | Quinn Staten | LB | 6-1 | 225 | RSo. | Toledo, Ohio / St. John's Jesuit |
| 44 | Montay Weedon | LB | 6-0 | 220 | So. | Silver Spring, Md. / St. John's College |
| 45 | Ben Blevins | LB | 5-11 | 235 | RSr. | Maineville, Ohio / La Salle |
| 46 | Antwan Peek Jr. | STAR | 6-1 | 214 | RJr. | Cincinnati, Ohio / Indian Hill |
| 47 | George Leibold | LB | 6-1 | 225 | RFr. | Sarasota, Fla. / Cardinal Mooney |
| 48 | Eli Stein | LS | 6-3 | 225 | RJr. | Cambridge, Wis. / Cambridge / Arkansas / Wisconsin |
| 49 | Jack Dingle | LB | 6-4 | 240 | RSr. | Louisville, Ky. / Trinity |
| 50 | Evan Tengesdahl | OL | 6-3 | 320 | RSo. | Dayton, Ohio / Wayne |
| 52 | Ronan Casanova | LB | 5-10 | 225 | So. | Middletown, Ohio / Middletown / Marist |
| 53 | Gavin Gerhardt | OL | 6-4 | 310 | RSr.* | Xenia, Ohio / Xenia |
| 55 | Isaiah Rogers | DL | 6-2 | 297 | RSr. | Sharon Hill, Pa. / Academy Park / CMU / Monmouth |
| 56 | Deondre Buford | OL | 6-4 | 325 | RSr. | Detroit, Mich. / Martin Luther King / Kentucky |
| 56 | Tim Griffin | DL | 6-5 | 275 | Fr. | Covington, Ga. / Alcovy |
| 59 | Jake Wheelock | OL | 6-4 | 303 | RFr. | Dayton, Ohio / Stebbins |
| 63 | Zac Clarke | OL | 6-6 | 310 | RFr. | Plainfield, Ill. / Oswego East |
| 66 | Xavier Lozowicki | OL | 6-5 | 315 | RSo. | Ridley Park, Pa. / IMG Academy / Maine |
| 69 | JP Schrieber | OL | 6-2 | 305 | RFr. | Berwyn, Pa. / St. Joseph's Prep |
| 70 | Cray Paich | OL | 6-5 | 315 | Fr. | Northbrook, Ill. / Glenbrook North |
| 71 | Judea Milon | OL | 6-4 | 312 | RSr. | Killeen, Texas / Shoemaker / Tyler Junior College |
| 72 | Nolan Latulippe | OL | 6-8 | 315 | Jr. | Aylmer, Quebec, Can. / Champlain College Lennoxville / Albany |
| 73 | Aiden Pastoriza | OL | 6-6 | 315 | RFr. | Jackson, Mich. / Lumen Christi |
| 74 | Joe Cotton | OL | 6-6 | 317 | RJr. | Sioux Falls, S.D. / Roosevelt / South Dakota |
| 75 | Marcus McGregor | OL | 6-3 | 295 | Fr. | West Des Moines, Iowa / Valley |
| 76 | Zach Taylor | OL | 6-3 | 318 | Fr. | Kingsland, Ga. / Camden County |
| 77 | Taran Tyo | OL | 6-3 | 325 | RJr. | Greenville, Ohio / Versailles / Ball State |
| 78 | Grant Edgington | OL | 6-4 | 305 | RSo. | Madeira, Ohio / Madeira |
| 79 | Ethan Green | OL | 6-6 | 313 | RJr. | Fremont, Ohio / Fremont Ross |
| 80 | Elijah Jones | WR | 5-11 | 195 | RFr. | Norristown, Pa. / St. Joseph's Prep |
| 82 | James Early | DL | 6-3 | 230 | Fr. | Fort Wayne, Ind. / North Side |
| 82 | Ka/Maurri Smith | TE | 6-5 | 245 | Fr. | Dayton, Ohio / Wayne |
| 83 | Devyn Zahursky | TE | 6-4 | 250 | RFr. | Berea, Ohio / Midpark |
| 85 | Lyviel Waters | TE | 6-2 | 240 | RFr. | Cincinnati, Ohio / Winton Woods |
| 86 | Kellen Davis | TE | 6-3 | 250 | RSo. | Middletown, Ohio / Middletown |
| 87 | Gavin Grover | TE | 6-6 | 255 | So. | Lewis Center, Ohio / Olentangy |
| 88 | CD McFee | DL | 6-4 | 310 | Fr. | Elkhart, Ind. / Elkhart |
| 88 | DaMari Witherspoon | TE | 6-5 | 240 | Fr. | Dallas, Ga. / East Paulding |
| 89 | Nash Biglin | WR | 6-3 | 205 | RSo. | Worthington, Ohio / Worthington Kilbourne |
| 90 | Jalen Hunt | DL | 6-2 | 315 | RSr.* | Detroit, Mich. / Belleville / Michigan State |
| 91 | Drew Logan | DL | 6-4 | 275 | RJr. | North Canton, Ohio / Hoover |
| 92 | Elijah Gunn | DL | 6-0 | 310 | RSo. | LaGrange, Ga. / Callaway / Southern Illinois |
| 93 | Max Lemasters | K | 5-6 | 175 | RSo. | Cincinnati, Ohio / Elder |
| 94 | Keilan Smith | DL | 6-2 | 330 | RSo. | Pickerington, Ohio / Pickerington Central |
| 95 | Lendric Barber | DL | 6-3 | 310 | RFr. | McDonough, Ga. / Ola |
| 96 | Nathan Nunn | DL | 6-2 | 280 | RFr. | Medina, Ohio / Medina |
| 97 | Kamron Neal | DL | 6-2 | 268 | Fr. | Fort Myers, Fla. / Campbell (Ga.) |
| 98 | Marquaze Parker | DL | 6-2 | 285 | So. | West Memphis, Ark. / West Memphis |
| 99 | Rob Jackson | DL | 6-4 | 277 | RSr. | Philadelphia, Pa. / Archbishop Wood |
| 99 | Stephen Rusnak | K | 6-0 | 200 | RSr. | Clarkston, Mich. / Clarkston / Michigan State / Charlotte |

* - Using extra year of eligibility from COVID-19 pandemic

CINCINNATI UNOFFICIAL DEPTH CHART

OFFENSE

| | | | | | |
|-----------|-----------|------------------------|-------------|------------|---------------|
| LT | 74 | Joe Cotton | 6-6 | 317 | R-Jr. |
| | 72 | Nolan Latulippe | 6-8 | 315 | Jr. |
| LG | 50 | Evan Tengesdahl | 6-3 | 320 | R-So. |
| | 66 | Xavier Lozowicki | 6-5 | 315 | R-So. |
| C | 53 | Gavin Gerhardt | 6-4 | 310 | R-Sr.* |
| | 77 | Taran Tyo | 6-3 | 325 | R-Jr. |
| OR | 59 | Jake Wheelock | 6-4 | 303 | R-Fr. |
| RG | 77 | Taran Tyo | 6-3 | 325 | R-Jr. |
| | 59 | Jake Wheelock | 6-4 | 303 | R-Fr. |
| RT | 56 | Deondre Buford | 6-4 | 325 | R-Sr. |
| | 79 | Ethan Green | 6-6 | 313 | R-Jr. |
| | 71 | Judea Milon | 6-4 | 312 | R-Sr. |
| TE | 11 | Joe Royer | 6-5 | 250 | R-Sr. |
| | 21 | Patrick Gurd | 6-4 | 250 | R-Sr.* |
| OR | 87 | Gavin Grover | 6-6 | 255 | So. |
| | 83 | Devyn Zahursky | 6-4 | 250 | R-Fr. |
| WR | 9 | Jeff Caldwell | 6-5 | 215 | Sr. |
| OR | 8 | Noah Jennings | 6-0 | 190 | Jr. |
| | 17 | Giyahni Kontosis | 6-1 | 210 | Fr. |
| WR | 4 | Cyrus Allen | 5-11 | 180 | Sr. |
| | 0 | Isaiah Johnson | 5-10 | 185 | So. |
| | 19 | Dakarai Anderson | 5-8 | 188 | R-Fr. |
| WR | 10 | Caleb Goodie | 6-1 | 178 | Jr. |
| | 14 | Barry Jackson Jr. | 5-11 | 195 | R-So. |
| | 80 | Elijah Jones | 5-11 | 195 | R-Fr. |
| QB | 2 | Brendan Sorsby | 6-3 | 235 | R-Jr. |
| | 16 | Brady Lichtenberg | 6-1 | 200 | R-Sr. |
| | 5 | Samaj Jones | 5-11 | 207 | R-Fr. |
| RB | 6 | Evan Pryor | 5-9 | 195 | R-Sr. |
| OR | 3 | Tawee Walker | 5-8 | 218 | R-Sr. |
| | 29 | Manny Covey | 5-10 | 190 | R-So. |
| OR | 7 | Chance Williams | 5-7 | 190 | R-Jr. |

DEFENSE

| | | | | | |
|-------------|-----------|-----------------------------|-------------|------------|---------------|
| DE | 4 | Mikah Coleman | 6-4 | 272 | R-Sr. |
| | 21 | CJ McCray | 6-3 | 260 | R-Sr. |
| OR | 98 | Marquaze Parker | 6-2 | 285 | So. |
| NT | 2 | Dontay Corleone | 6-1 | 335 | R-Sr. |
| | 55 | Isaiah Rogers | 6-2 | 297 | R-Sr. |
| | 40 | Kamari Burns | 6-3 | 300 | R-So. |
| DE | 90 | Jalen Hunt | 6-2 | 315 | R-Sr. |
| | 99 | Rob Jackson | 6-4 | 277 | R-Sr.* |
| OR | 16 | Jaylon White-McClain | 6-4 | 273 | R-Jr. |
| WILL | 31 | Simeon Coleman | 5-11 | 225 | So. |
| OR | 22 | Jonathan Thompson | 6-2 | 230 | R-Jr. |
| MIKE | 49 | Jack Dingle | 6-4 | 240 | R-Sr. |
| | 17 | Brian Simms III | 6-3 | 228 | R-So. |
| SAM | 11 | Jake Golday | 6-4 | 240 | R-Sr. |
| | 44 | Montay Weedon | 6-1 | 218 | So. |
| STAR | 9 | Jiquan Sanks | 5-10 | 195 | So. |
| OR | 46 | Antwan Peek Jr. | 6-1 | 214 | R-Jr. |
| CB | 0 | Matthew McDoom | 5-9 | 180 | Sr. |
| | 8 | Ormanie Arnold | 5-8 | 183 | R-Jr. |
| | 3 | Kye Stokes | 6-1 | 194 | R-Jr. |
| FS | 6 | Trevon Gola-Callard | 6-0 | 195 | R-Sr. |
| | 36 | Xavier Williams | 6-2 | 220 | R-Sr. |
| | 18 | Marqavious Saboor | 5-11 | 185 | So. |
| SS | 5 | Christian Harrison | 6-0 | 195 | R-Jr. |
| | 10 | Tayden Barnes | 5-8 | 185 | R-So. |
| FCB | 7 | Logan Wilson | 5-9 | 183 | R-Sr.* |
| | 25 | Daniel James | 5-10 | 185 | R-Fr. |

SPECIAL TEAMS

| | | | | | |
|-------------------|-----------|-----------------------|-------------|------------|---------------|
| LS | 48 | Eli Stein | 6-3 | 225 | R-Jr. |
| | 37 | Weston Simmons | 5-11 | 225 | R-So. |
| H | 31 | Max Fletcher | 6-6 | 190 | R-Jr. |
| | 35 | Dino Beslagic | 6-4 | 207 | R-Jr. |
| K & KO | 99 | Stephen Rusnak | 6-1 | 200 | R-Sr. |
| | 93 | Max Lemasters | 5-6 | 175 | R-So. |
| P | 31 | Max Fletcher | 6-6 | 190 | R-Jr. |
| | 35 | Dino Beslagic | 6-4 | 207 | R-Jr. |
| PR | 29 | Manny Covey | 5-11 | 192 | R-So. |
| | 7 | Logan Wilson | 5-9 | 183 | R-Sr.* |
| KR | 7 | Logan Wilson | 5-9 | 183 | R-Sr.* |
| OR | 0 | Matthew McDoom | 5-9 | 180 | Sr. |
| OR | 29 | Manny Covey | 5-11 | 192 | R-So. |
| | 10 | Caleb Goodie | 6-1 | 178 | Jr. |

* - Using NCAA's extra year of eligibility

PRONUNCIATION GUIDE

Dakarai Anderson.....dah-CAR-ee
 Ormanie Arnold.....or-MON-ee
 Dino Beslagic.....bess-LAH-jick
 Ben Blevins.....BLEH-vins
 Deondre Buford.....dee-ON-dray
 Kamari Burns.....kah-MAR-ee
 Jakorion Caffey.....ja-CORE-ee-on
 Dontay Corleone.....core-lee-OWN (like the Godfather)
 Manny Covey.....CUH-vee
 Gavin Gerhardt.....GAIR-hardt
 Darrell Gipson.....Daryl
 Trevon Gola-Callard.....TRAY-von goal-a kuh-LARD
 Terrell Holcomb.....tah-RELL
 Giyahni Kontosis.....jee-AH-knee con-TOE-sis
 Nolan Latulippe.....la-too-LEEP
 Brady Lichtenberg.....LICK-ten-burg

Xavier Lozowicki.....lahz-ah-WICK-ee
 Judea Milon.....mill-ON
 Marquaze Parker.....mar-QUEZ
 Stephen Rusnak.....RUSS-nack
 Keilan Smith.....KEY-lan
 Brendan Sorsby.....SOARZ-bee
 Evan Tengesdahl.....TANG-gess-stall
 Taran Tyo.....TARE-in TYE-oh
 Tawee Walker.....TAH-wee
 Lyviel Waters.....LAH-vee-ell
 Xavier Williams.....EX-zavier

Tyson Veidt.....VITE (Rhymes with bite)

HEAD COACH SCOTT SATTERFIELD | THIRD SEASON

2018 SUN BELT AND 2019 ACC COACH OF THE YEAR

A two-time conference Coach of the Year, Cincinnati head coach Scott Satterfield enters his third season leading the Bearcats, prepared to elevate the program to new heights in the Big 12.

Hired by Cincinnati Director of Athletics John Cunningham on Dec. 5, 2022 as the 43rd head football coach at Cincinnati, Satterfield has compiled a 90-65 record (.581) in 13 years as a head coach with the Bearcats, Louisville Cardinals and Appalachian State Mountaineers.

He has earned a winning mark in seven seasons in addition to a 4-1 record in bowl games. He led the Mountaineers to three straight conference titles and four bowl appearances from 2013 to 2018 before taking over the Cardinals in 2019.

After a 3-9 debut season in the Big 12, Satterfield led Cincinnati to a 5-7 mark in 2024, showing significant progress. Three Bearcats earned First Team All-Big 12 honors in the highly competitive 16-team league.

A proven offensive strategist, Satterfield calls plays with a balanced approach. In 2024, Cincinnati averaged 420.6 yards per game (36th nationally), with Kiner securing a second straight 1,000-yard rushing season, Kandra earning All-American status the second-straight year, and tight end Joe Royer breaking Travis Kelce's school record for receptions by a tight end (50).

First-year quarterback Brendan Sorsby emerged as a dynamic dual-threat leader, becoming the only FBS quarterback to record a 425-yard passing game and a 125-yard rushing game in the same season. He finished 2024 as one of only four players nationally with at least 2,800 passing yards, 18 passing touchdowns, and nine rushing scores.

Satterfield steered the Bearcats' transition from the American Athletic Conference to the Big 12 in his first season at UC in 2023. Cincinnati's offense had 11 brand new starters for the 2023 season opener, returned only one scholarship wide receiver and featured 23 college transfers. Despite all of the turnover, the Bearcats still finished fifth in the country in rushing (217.1 ypg) and 33rd in total offense (426.1), and running back Corey Kiner authored just the 20th 1,000-yard rushing season in school history.

Additionally, Satterfield's offenses have been among the nation's most balanced, averaging both 200 yards passing and rushing every year from 2019-23.

Prior to coming to UC, Satterfield led Louisville to three bowls in four seasons. He lifted the Cardinals up from a 2-10 campaign in 2018 to an 8-5 record in his first season in 2019.

While at Louisville, he compiled a 25-24 record and saw 32 players collect All-ACC honors. Six Cardinals were selected in the NFL Draft during Satterfield's tenure as well.

In 2022, Satterfield led Louisville to a 7-5 mark and saw 13 players collect all-conference accolades. The Cardinals appeared in the College Football Playoff Rankings and beat two Top-25 teams. Louisville led the nation in total sacks (50), finished third in takeaways (30) and ranked 11th nationally and tops in the ACC in scoring defense (19.2).

The 2021 Louisville squad was led by a potent offense that averaged 31.6 points per game and ranked 21st nationally with 446.2 yards of total offense per game. Cunningham proved to be one of the country's top dual-threat quarterbacks, rushing for 1,031 yards and an ACC-leading 20 touchdowns while passing for 2,940 yards and another 19 scores.

Louisville was also explosive in 2020, leading the nation with nine plays of 60+ yards and six plays of more than 70 yards while ranking fifth in the ACC in total offense (444.2).

In 2019, Satterfield guided Louisville to the biggest turnaround in college football, increasing the Cardinals' win total by six and vaulting UofL to the Top 25 in total offense and rushing in his first year. Individually, Javian Hawkins broke the school record for rushing yards (1,525) by a running back, while wide receiver Tutu Atwell set the Louisville record for receiving yards (1,276) and tied the school mark with 12 TD catches.

Satterfield guided his alma mater to three consecutive Sun Belt Conference Championships and an impressive 51-24 record from 2013 to 2018. The Mountaineers held a 38-10 conference mark over six seasons,



including a 34-6 record over five seasons in the Sun Belt.

Along the way, he became the first coach to lead a school from the FCS level to FBS and immediately earn three consecutive bowl wins. Satterfield directed Appalachian State to three straight conference titles and led the program to four straight bowl appearances.

In 2018, Satterfield led Appalachian State to a 10-2 record and an in-season ranking of No. 25 in the AP poll, capping the season with a 30-19 victory over Louisiana to give the Mountaineers a win in the first-ever Sun Belt Conference Championship Game, securing a third-straight league title.

In 2017, during a 9-4 season that included a 7-1 run through the Sun Belt, the Mountaineers ranked among the Top 20 teams nationally in several categories, including No. 2 in fewest sacks allowed (eight).

The Mountaineers dominated both sides of the ball in 2016, finishing with a 7-1 league mark while allowing just 94 total points in eight Sun Belt games.

The 2015 season saw the Mountaineers finish 11-2—the 11 wins marking the highest total ever by an FBS program in its first season of bowl eligibility. App State completed the transition from the FCS to FBS by ranking among the Sun Belt's top two in 19 statistical categories and defeating Ohio, 31-29, in its first-ever bowl game, the Camellia Bowl in Montgomery, Ala. The 2015 campaign came on the heels of a breakout season in 2014, when Satterfield led the Mountaineers to an impressive 7-5 record in their first full season in the FBS ranks.

Satterfield helped Appalachian State win three consecutive FCS national championships in 2005, 2006 and 2007 as the quarterbacks coach and primary play-caller.

Among his many highlights as an assistant in Boone, N.C., he mentored two-time Walter Payton Player of the Year and FCS All-American Armanti Edwards. He helped lead the Mountaineers to the historic 34-32 upset at No. 5 Michigan to open the 2007 season.

Satterfield started 27 games at quarterback for App State. He collected first-team all-conference honors in 1995 after passing for 1,461 yards and rushing for 649 more to help lead the Mountaineers to the only undefeated, untied regular season (11-0) in school history and a 12-1 final record. He graduated with a degree in physical education in 1996.

He was an assistant coach at App State, beginning as the wide receivers coach in 1998. He moved to running backs from 1999 to 2002. From 2003 to 2008 he coached quarterbacks, including calling plays from 2004 to 2008 and serving as an integral part of the Mountaineers' transition from Power-I to spread offense in 2004.

Satterfield and his wife, Beth, a former track and field athlete athlete at Appalachian State, have a daughter, Alli, and two sons, Bryce and Isaac.



PERSONAL INFORMATION

Born: December 21, 1972
Hometown: Durham, N.C.
Wife: Beth
Children: Alli, Bryce, Isaac
Education: Appalachian State ('96, B.S.)
Year in Coaching: 27th

PLAYING CAREER

| YEAR | TEAM |
|---------|---------------------------------|
| 1991-95 | Appalachian State (Quarterback) |

COACHING CAREER

| YEAR | SCHOOL | POSITION |
|---------|-------------------|------------------|
| 1998 | Appalachian State | Wide Receivers |
| 1999-02 | Appalachian State | Running Backs |
| 2003-08 | Appalachian State | Quarterbacks |
| 2009 | Toledo | Passing Game/QBs |
| 2010-11 | FIU | OC/QBs |
| 2012 | Appalachian State | Asst. HC/OC/QBs |
| 2013-18 | Appalachian State | Head Coach |
| 2019-22 | Louisville | Head Coach |
| 2023- | Cincinnati | Head Coach |

SATTERFIELD POSTSEASONS

| YEAR | SCHOOL | BOWL |
|------|-------------------|------------------|
| 1998 | Appalachian State | FCS Playoffs |
| 1999 | Appalachian State | FCS Playoffs |
| 2000 | Appalachian State | FCS Playoffs |
| 2001 | Appalachian State | FCS Playoffs |
| 2002 | Appalachian State | FCS Playoffs |
| 2005 | Appalachian State | FCS Nat'l Champs |
| 2006 | Appalachian State | FCS Nat'l Champs |
| 2007 | Appalachian State | FCS Nat'l Champs |
| 2008 | Appalachian State | FCS Playoffs |
| 2010 | FIU | Little Caesar's |
| 2011 | FIU | Beef O'Brady's |
| 2012 | Appalachian State | FCS Playoffs |
| 2015 | Appalachian State | Camellia |
| 2016 | Appalachian State | Camellia |
| 2017 | Appalachian State | Dollar General |
| 2018 | Appalachian State | New Orleans |
| 2019 | Louisville | Music City |
| 2021 | Louisville | First Responder |
| 2022 | Louisville | Fenway |

SATTERFIELD'S HEAD COACHING RECORD

| YEAR | SCHOOL | OVERALL | CONFERENCE |
|--------------|-------------------------|---------------------|---------------------------|
| 2013 | Appalachian State (FCS) | 4-8 | 4-4 Southern (T4th) |
| 2014 | Appalachian State | 7-5 | 6-2 Sun Belt (3rd) |
| 2015 | Appalachian State | 11-2 | 7-1 Sun Belt (2nd) |
| 2016 | Appalachian State | 10-3 | 7-1 Sun Belt (T1st) |
| 2017 | Appalachian State | 9-4 | 7-1 Sun Belt (T1st) |
| 2018 | Appalachian State | 10-2 | 7-1 Sun Belt (T1st, East) |
| 2019 | Louisville | 8-5 | 5-3 ACC (2nd, Atlantic) |
| 2020 | Louisville | 4-7 | 3-7 ACC (12th) |
| 2021 | Louisville | 6-7 | 4-4 ACC (T4th, Atlantic) |
| 2022 | Louisville | 7-5 | 4-4 ACC (T3rd, Atlantic) |
| 2023 | Cincinnati | 3-9 | 1-8 Big 12 |
| 2024 | Cincinnati | 5-7 | 3-6 Big 12 |
| 2025 | Cincinnati | 6-1 | 4-0 Big 12 |
| TOTAL | 13 SEASONS | 90-65 (.581) | 62-42 (.596) |

SATTERFIELD ALL-TIME RESULTS



SCOTT SATTERFIELD

13 YEARS - 90-65 (.581)

2025 (6-1, 4-0 BIG 12)

| | | | | |
|----------|--------------------|---|---|-------|
| Aug. 28 | vs. Nebraska | N | L | 17-20 |
| Sept. 6 | Bowling Green | H | W | 34-20 |
| Sept. 13 | Northwestern State | H | W | 70-0 |
| Sept. 27 | at Kansas | A | W | 37-34 |
| Oct. 4 | [14] Iowa State | H | W | 38-30 |
| Oct. 11 | UCF | H | W | 20-11 |
| Oct. 18 | at Oklahoma State | A | W | 49-17 |
| Oct. 25 | Baylor | H | | |
| Nov. 1 | at Utah | A | | |
| Nov. 15 | Arizona | H | | |
| Nov. 22 | BYU | H | | |
| Nov. 29 | at TCU | A | | |

2024 (5-7, 3-6 BIG 12)

| | | | | |
|----------|-----------------|---|---|-------|
| Aug. 31 | Towson | H | W | 38-20 |
| Sept. 7 | Pittsburgh | H | L | 27-28 |
| Sept. 14 | at Miami (Ohio) | A | W | 27-16 |
| Sept. 21 | Houston | H | W | 34-0 |
| Sept. 28 | at Texas Tech | A | L | 41-44 |
| Oct. 12 | at UCF | A | W | 19-13 |
| Oct. 19 | Arizona State | H | W | 24-14 |
| Oct. 26 | at Colorado | A | L | 23-34 |
| Nov. 9 | West Virginia | H | L | 24-31 |
| Nov. 16 | at Iowa State | A | L | 17-34 |
| Nov. 23 | at Kansas State | A | L | 15-41 |
| Nov. 30 | TCU | H | L | 13-20 |

2023 (3-9, 1-8 BIG 12)

| | | | | |
|----------|-------------------|---|---|------------|
| Sept. 2 | Eastern Kentucky | H | W | 66-13 |
| Sept. 9 | at Pittsburgh | A | W | 27-21 |
| Sept. 16 | Miami (OH) | H | L | 24-31 [OT] |
| Sept. 23 | Oklahoma | H | L | 6-20 |
| Sept. 29 | at BYU | A | L | 27-35 |
| Oct. 14 | Iowa State | H | L | 10-30 |
| Oct. 21 | Baylor | H | L | 29-32 |
| Oct. 28 | at Oklahoma State | A | L | 13-45 |
| Nov. 4 | UCF | H | L | 26-28 |
| Nov. 11 | at Houston | A | W | 24-14 |
| Nov. 18 | at West Virginia | A | L | 21-42 |
| Nov. 25 | Kansas | H | L | 16-49 |

2022 (8-5* OVERALL, 4-4 ACC)

| | | | | |
|----------|-------------------|---|---|-------|
| Sept. 3 | at Syracuse | A | L | 7-31 |
| Sept. 9 | at UCF | A | W | 20-14 |
| Sept. 16 | Florida State | H | L | 31-35 |
| Sept. 24 | South Florida | H | W | 41-3 |
| Oct. 1 | at Boston College | A | L | 33-34 |
| Oct. 8 | at Virginia | A | W | 34-17 |
| Oct. 22 | Pittsburgh | H | W | 24-10 |
| Oct. 29 | [10] Wake Forest | H | W | 48-21 |
| Nov. 5 | James Madison | H | W | 34-10 |
| Nov. 12 | at [10] Clemson | A | L | 16-31 |
| Nov. 19 | [24] NC State | H | W | 25-10 |
| Nov. 26 | at Kentucky | A | L | 13-26 |
| Dec. 17 | vs. Cincinnati^^ | N | W | 24-7 |

^^Overall record indicates team record; did not coach in the Wasabi Fenway Bowl

2021 (6-7 OVERALL, 4-4 ACC)

| | | | | |
|----------|------------------|---|---|-------|
| Sept. 6 | vs. Ole Miss | N | L | 24-43 |
| Sept. 11 | Eastern Kentucky | H | W | 30-3 |
| Sept. 17 | UCF | H | W | 42-35 |
| Sept. 25 | at Florida State | A | W | 31-23 |

| | | | | |
|---------|---------------------|---|---|-------|
| Oct. 2 | at [24] Wake Forest | A | L | 34-37 |
| Oct. 9 | Virginia | H | L | 33-34 |
| Oct. 23 | Boston College | H | W | 28-14 |
| Oct. 30 | at NC State | A | L | 13-28 |
| Nov. 6 | Clemson | H | L | 24-30 |
| Nov. 13 | Syracuse | H | W | 41-3 |
| Nov. 18 | at Duke | A | W | 62-22 |
| Nov. 27 | Kentucky | H | L | 21-52 |
| Dec. 28 | vs. Air Force^ | N | L | 28-31 |

^ - ServPro First Responder Bowl, Dallas, Texas

2020 (4-7 OVERALL, 3-7 ACC)

| | | | | |
|----------|--------------------|---|---|-------|
| Sept. 12 | Western Kentucky | H | W | 35-21 |
| Sept. 19 | [17] Miami (Fla.) | H | L | 34-47 |
| Sept. 26 | at [21] Pittsburgh | A | L | 20-23 |
| Oct. 9 | at Georgia Tech | A | L | 27-46 |
| Oct. 17 | at [4] Notre Dame | A | L | 7-12 |
| Oct. 24 | Florida State | H | W | 48-16 |
| Oct. 31 | Virginia Tech | H | L | 35-42 |
| Nov. 14 | at Virginia | A | L | 17-31 |
| Nov. 20 | Syracuse | H | W | 30-0 |
| Nov. 28 | at Boston College | A | L | 27-34 |
| Dec. 12 | Wake Forest | H | W | 45-21 |

2019 (8-5 OVERALL, 5-3 ACC)

| | | | | |
|----------|------------------------|---|---|-------|
| Sept. 2 | [9] Notre Dame | H | L | 17-35 |
| Sept. 7 | Eastern Kentucky | H | W | 42-0 |
| Sept. 14 | vs. Western Kentucky | N | W | 38-21 |
| Sept. 21 | at Florida State | A | L | 24-35 |
| Oct. 5 | Boston College | H | W | 41-39 |
| Oct. 12 | at [19] Wake Forest | A | W | 62-59 |
| Oct. 19 | [3] Clemson | H | L | 10-45 |
| Oct. 26 | Virginia | H | W | 28-21 |
| Nov. 9 | at Miami | A | L | 27-52 |
| Nov. 16 | at NC State | A | W | 34-20 |
| Nov. 23 | Syracuse | H | W | 56-34 |
| Nov. 30 | at Kentucky | A | L | 13-45 |
| Dec. 30 | vs. Mississippi State^ | N | W | 38-28 |

^ - Music City Bowl, Nashville, Tenn.

2018 (11-2 OVERALL, 7-1 SUN BELT) • SUN BELT CHAMPS

| | | | | |
|----------|-----------------------|---|---|------------|
| Sept. 1 | at [10] Penn State | A | L | 38-45 [OT] |
| Sept. 8 | at Charlotte | A | W | 45-9 |
| Sept. 15 | Southern Miss | | | Canceled |
| Sept. 22 | Gardner-Webb | H | W | 72-7 |
| Sept. 29 | South Alabama | H | W | 52-7 |
| Oct. 9 | at Arkansas State | A | W | 35-9 |
| Oct. 20 | Louisiana | H | W | 27-17 |
| Oct. 25 | at Georgia Southern | A | L | 14-34 |
| Nov. 3 | at Navy * | A | W | 42-0 |
| Nov. 10 | at Texas State | A | W | 38-7 |
| Nov. 17 | Georgia State | H | W | 45-17 |
| Nov. 24 | Troy | H | W | 21-10 |
| Dec. 1 | Louisiana% | H | W | 30-19 |
| Dec. 15 | vs. Middle Tennessee^ | N | W | 45-13 |

^ - did not coach in the R+L Carriers New Orleans Bowl
% - Sun Belt Championship Game

2017 (9-4 OVERALL, 7-1 SUN BELT) • SUN BELT CHAMPS

| | | | | |
|----------|---------------------|---|---|-------------|
| Sept. 2 | at [15] Georgia | A | L | 10-31 |
| Sept. 9 | Savannah State | H | W | 54-7 |
| Sept. 16 | at Texas State | A | W | 20-13 |
| Sept. 23 | Wake Forest | H | L | 19-20 |
| Oct. 7 | New Mexico State | H | W | 45-31 |
| Oct. 14 | at Idaho | A | W | 23-20 |
| Oct. 21 | Coastal Carolina | H | W | 37-29 |
| Oct. 28 | at Massachusetts | A | L | 27-30 [2OT] |
| Nov. 4 | at Louisiana Monroe | A | L | 45-52 |

| | | | | |
|---------|------------------|---|---|-------|
| Nov. 9 | Georgia Southern | H | W | 27-6 |
| Nov. 25 | at Georgia State | A | W | 31-10 |
| Dec. 2 | Louisiana | H | W | 63-14 |
| Dec. 23 | vs. Toledo^ | N | W | 34-0 |

^ - Dollar General Bowl

2016 (10-3 OVERALL, 7-1 SUN BELT) • SUN BELT CHAMPS

| | | | | |
|----------|---------------------|---|---|------------|
| Sept. 1 | at [9] Tennessee | A | L | 13-20 [OT] |
| Sept. 10 | Old Dominion | H | W | 31-7 |
| Sept. 17 | [25] Miami (Fla.) | H | L | 10-45 |
| Sept. 24 | at Akron | A | W | 45-38 |
| Oct. 1 | Georgia State | H | W | 17-3 |
| Oct. 12 | at Louisiana | A | W | 24-0 |
| Oct. 22 | Idaho | H | W | 37-19 |
| Oct. 27 | at Georgia Southern | A | W | 34-10 |
| Nov. 5 | Texas State | H | W | 35-10 |
| Nov. 12 | at Troy | A | L | 24-28 |
| Nov. 19 | Louisiana Monroe | H | W | 42-17 |
| Nov. 26 | at New Mexico State | A | W | 37-7 |
| Dec. 17 | vs. Toledo^ | N | W | 31-28 |

^ - Raycom Media Camellia Bowl

2015 (11-2 OVERALL, 7-1 SUN BELT)

| | | | | |
|----------|---------------------|---|---|-------------|
| Sept. 5 | Howard | H | W | 49-0 |
| Sept. 12 | at [12] Clemson | A | L | 10-41 |
| Sept. 26 | at Old Dominion | A | W | 49-0 |
| Oct. 3 | Wyoming | W | W | 31-13 |
| Oct. 10 | at Georgia State | A | W | 37-3 |
| Oct. 17 | at Louisiana Monroe | A | W | 59-14 |
| Oct. 22 | Georgia Southern | H | W | 31-13 |
| Oct. 31 | Troy | H | W | 44-41 [3OT] |
| Nov. 5 | Arkansas State | H | L | 27-40 |
| Nov. 14 | at Idaho | A | W | 47-20 |
| Nov. 28 | Louisiana | H | W | 28-7 |
| Dec. 5 | at South Alabama | A | W | 34-27 |
| Dec. 19 | vs. Ohio^ | N | W | 31-29 |

^ - Raycom Media Camellia Bowl

2014 (7-5 OVERALL, 6-2 SUN BELT)

| | | | | |
|----------|---------------------|---|---|------------|
| Aug. 30 | at Michigan | A | L | 14-52 |
| Sept. 6 | Campbell | H | W | 66-0 |
| Sept. 20 | at Southern Miss | A | L | 20-21 |
| Sept. 25 | at Georgia Southern | A | L | 14-34 |
| Oct. 4 | South Alabama | H | L | 21-47 |
| Oct. 11 | Liberty | H | L | 48-55 [OT] |
| Oct. 18 | at Troy | A | W | 53-14 |
| Nov. 1 | Georgia State | H | W | 44-0 |
| Nov. 8 | Louisiana Monroe | H | W | 31-29 |
| Nov. 15 | at Arkansas State | A | W | 37-32 |
| Nov. 22 | at Louisiana | A | W | 35-16 |
| Nov. 29 | Idaho | H | W | 45-28 |

2013 (4-8 OVERALL, 4-4 SOCON)

| | | | | |
|----------|---------------------|---|---|-------|
| Aug. 31 | at Montana | A | L | 6-30 |
| Sept. 7 | North Carolina A&T | H | L | 21-24 |
| Sept. 21 | at Elon | A | W | 31-21 |
| Sept. 28 | Charleston Southern | H | L | 24-27 |
| Oct. 5 | at The Citadel | A | L | 28-31 |
| Oct. 12 | Samford | H | L | 10-34 |
| Oct. 19 | at Furman | A | L | 10-27 |
| Oct. 26 | Georgia Southern | H | W | 38-14 |
| Nov. 2 | Chattanooga | H | L | 28-35 |
| Nov. 9 | at Georgia | A | L | 6-45 |
| Nov. 16 | at Wofford | A | W | 33-21 |
| Nov. 23 | Western Carolina | H | W | 48-27 |

ASSISTANT COACHES & SUPPORT STAFF



TYSON VEIDT (F)
DEFENSIVE COORDINATOR / SAFETIES
SECOND SEASON • MUSKINGUM '96

- Dontay Corleone earned multiple All-America accolades and Simeon Coleman was named a freshman All-American in 2024.
- Spent eight years as associate head coach and linebackers coach at Iowa State. During that stretch, ISU led the Big 12 in five defensive categories, including scoring and total defense.
- 2017 National Linebacker Coach of the Year by Football Scoop.
- Head coach at Bluffton from 2008-13, guiding Beavers to 40 school records after inheriting one-win team.
- He and his wife, Mandy, have a son, Teddy, and twin girls, Lamonica and Guiliana.



CORTNEY BRASWELL (F)
CO-DEFENSIVE COORDINATOR / LINEBACKERS
THIRD SEASON • DALTON STATE '13

- Elevated to co-defensive coordinator ahead of 2025 season.
- Mentored Simeon Coleman to Freshman All-America campaign in 2024.
- Coached ILBs at Army in 2021-22 following a year coaching outside linebackers at Appalachian State.
- Mentored Arik Smith, who posted 86 tackles and 10.5 tackles for loss, to be earn the Defender of the Nation Award, which honors the top defensive player on a service academy in the nation.
- Served as a defensive quality control coach on Scott Satterfield's first Louisville team that improved by six wins in 2019.
- Braswell has two sons, Cayden and Isaiah.



BRAD GLENN (PB)
OFFENSIVE COORDINATOR / WIDE RECEIVERS
THIRD SEASON • CLEMSON '95

- The Bearcats averaged an impressive 420.6 yards of total offense per game in 2024, which ranked 36th in the nation.
- UC ranked fifth in the nation in rushing in 2023 (217.2 ypg).
- A 30-year veteran of the coaching ranks who spent the 2022 season as the passing game coordinator and quarterbacks coach at Virginia Tech following a very successful run as the offensive coordinator and quarterbacks coach at Georgia State from 2019 to 21.
- GSU averaged a school-record 33.3 ppg in 2020 and set school records for total yards (439.8 ypg) and rushing (241.6 ypg) in 2019.
- He and his wife, Anna, have a son, Hank, and daughters, Zoey and Landry.



WALTER STEWART (F)
ASSISTANT COACH / DEFENSIVE LINE
FOURTH SEASON • CINCINNATI '12

- Guided Jowon Briggs (seventh-round draft pick of Cleveland Browns) and Dontay Corleone to All-Big 12 honors in their first year in the league.
- Has coached three All-Americans over his career, including Corleone, who was PFF's top-rated defensive player in 2022.
- He has coached at UC, Temple, ECU, Florida A&M and Tennessee.
- Played for UC from 2008-12 as a defensive lineman. He was a team captain and second-team All-BIG EAST selection as a senior.
- He and his wife, Rebecca, have a daughter, Niya, and son, Nolan.



LUKE PASCHALL (F)
SPECIAL TEAMS COORDINATOR
FIRST SEASON • MIDDLE TENNESSEE '06

- One of three additions to the staff this year.
- Led Middle Tennessee's unit to a first-team all-conference long snapper, second-team punt returner and honorable mention, true-freshman punter.
- Helped Louisiana to nation's most punt return yards and touchdowns in 2022, as well as seven blocked kicks over two years.
- Mentored First-Team All-American kick returner Isaiah Rodgers at UMass while there from 2019-21.
- Coached wide receivers and special teams at North Carolina (2018) and Arkansas State (2014-17).
- He and his wife, Lauren, have two children, Emma Rose and Myles.



SEAN DAWKINS (F)
ASSISTANT COACH / RUNNING BACKS
SECOND SEASON • TROY '07

- Coached Corey Kiner to second straight 1,000-yard season in 2024.
- Spent 2022-23 at Memphis, where he mentored First-Team All-AAC running back Blake Watson and Tigers were No. 14 nationally in total offense.
- Led Charlotte to No. 1 ranking in rush offense in 2019, where it also set a school record with 2,639 rush yards.
- Lone season at Austin Peay (2017) saw Governors finish 8-4 after a 1-44 stretch prior.
- Engaged to Suan Allen; nine-month old daughter Kaaliyah Dawkins, and he has an older daughter, Hazel Highsmith.



EDDIE HICKS (F)
ASSISTANT COACH / CORNERBACKS
FIRST SEASON • SOUTHERN MISS '09

- Graduate assistant at Cincinnati under Butch Jones in 2013.
- Spent the last two years as lead defensive analyst for LSU.
- Coached at Jacksonville State in 2022, helping the Gamecocks to a 9-2 record in its transition from FCS to FBS.
- Helped Charlotte to school records for wins and win streak, as well as its first-ever bowl game (2019-21).
- All-Conference USA defensive back at Southern Miss, totaling 13 interceptions while leading the Golden Eagles to four bowl games.
- He and his wife, JoTrina, have two sons, Eddie IV and Jayvion, and a daughter, Emari.



JOSH STEPP (F)
ASSISTANT COACH / TIGHT ENDS
THIRD SEASON • NEWBERRY '07

- UC's tight end group saw a major resurgence in 2024, led by Joe Royer's record-setting 50-catch season. Royer was a First Team All-Big 12 selection.
- Coached TEs at Louisville and served as the recruiting coordinator in 2022. He helped lead an offense that averaged more than 400 yards per game.
- Spent six seasons at Georgia State, where he was promoted to offensive coordinator and quarterbacks coach in 2022.
- He and his wife Caryn have four daughters: Rilee Hope, Emma Paisley, Hadley James and Blakely Rynne.



NIC CARDWELL (F)
ASSISTANT COACH / OFFENSIVE LINE
THIRD SEASON • APPALACHIAN STATE '08

- Coached right guard Luke Kandra to back-to-back All-America seasons in 2023 and 2024 and mentored 2024 NFL Draft selection John Williams.
- UC's line paved the way for 217.1 rush yards per game in 2023 (No. 5 nationally).
- In 2022, Louisville ranked second in the ACC and No. 22 nationally in rushing offense (200.6). He developed two All-ACC honorees in 2022.
- App State's offensive line was one of 13 semifinalists for the Joe Moore Award in 2021, where the Mountaineers ranked 12th in sacks allowed.
- He and his wife, Kira, have three children: Kai, Blakely and Brewer.



PETE THOMAS (PB)
ASSISTANT COACH / QUARTERBACKS
THIRD SEASON • NC STATE '14

- Guided Brendan Sorsby to excellent 2024 season; Sorsby was one of just four FBS quarterbacks to pass for over 2,800 yards and 18 touchdowns, while also rushing for nine touchdowns
- Spent four seasons on staff at Louisville following two seasons at Appalachian State.
- At Louisville, developed Malik Cunningham to become the sixth FBS player to pass for 9,000 yards and rush for 3,000 yards in a career.



ADAM BRAITHWAITE (F)
ASSISTANT COACH / STARS
FIRST SEASON • WILLIAM & MARY '02

- Defensive coordinator at Samford in 2024 and Tennessee Tech in 2023.
- Helped the Golden Eagles' defense to fewest yards per game (306.1) in the conference.
- Linebackers coach at Charlotte from 2020-02, overlapping with current UC cornerbacks coach Eddie Hicks.
- Spent 3 years as Richmond's defensive coordinator and has prior stops at West Virginia and Michigan early in his career, along with the FCS and Division III.
- Played for William and Mary from 1997-01.



ZACH GRANT
GENERAL MANAGER
THIRD SEASON • NOTRE DAME '16

- FootballScoop.com's Player Personnel Director of the Year at Western Kentucky in 2021.
- Instrumental in bringing some of UC's top players to Clifton, including Brendan Sorsby, Joe Royer (both transfers) and 2024 Freshman All-America linebacker Simeon Coleman.
- Was hired at WKU in 2017 as the nation's youngest Director of Player Personnel (23), and he was elevated to GM in 2021.
- Recruited five WKU players who were drafted in top four rounds of NFL.
- Spent 2022 season as Director of Player Personnel at Ohio State.
- Served in several undergrad roles within Notre Dame Football.

PLAYER PROFILES - OFFENSE



0 // ISAIAH JOHNSON

WR / SO. / 5-10 / 185
FORT WALTON BEACH, FLA. / CHOCTAWHATCHEE / WESTERN CAROLINA

- Both of his first catches as a Bearcat were touchdowns against Northwestern State: 8 yards from Brendan Sorsby, 42 from Samaj Jones.
- Three of his four catches have been for 25-plus yards.
- Joined the Bearcats after spending one season at Western Carolina.
- Tied for second on the team with five touchdown catches in 2024.
- All five TDs came in the second half of the season.
- Also lettered in basketball and track and field, winning a Florida 3-A state title in the long jump as a nationally-ranked performer.

CAREER RECEIVING STATISTICS

| SEASON | GP | REC | YDS | TD | LONG | AVG./R |
|------------|----|-----|-----|----|------|--------|
| 2024 (WCU) | 11 | 21 | 303 | 5 | 62 | 14.4 |
| 2025 | 7 | 7 | 137 | 2 | 42 | 19.6 |
| TOTAL | 18 | 28 | 440 | 7 | 62 | 24.4 |

CAREER HIGHS *At Western Carolina (2024)
RECEPTIONS*: 6 at Furman, 10/19/24
RECEIVING YARDS*: 117 at Furman, 10/19/24
RECEIVING TOUCHDOWNS: 2, 2x, last vs. Northwestern State, 9/13/25
LONGEST RECEPTION*: 62 at Furman, 10/19/24



3 // TAWEE WALKER

RB / R-SR. / 5-8 / 218
NORTH LAS VEGAS, NEV. / CENTENNIAL / PALOMAR JC / OKLAHOMA / WISCONSIN

- Two touchdowns at Kansas, including game-winner with 29 seconds left that followed a 17-yard carry up the middle.
- Trucked the same Iowa State player twice in that game, earning social media recognition from NFL Network's Angry Runs host Kyle Brandt.
- Second on the team in rushing, season-high 66 yards vs. Northwestern State.
- 2024 All-Big Ten Honorable Mention at Wisconsin.
- Started nine games for the Badgers, leading the team in rushing.
- Scored nine touchdowns against Big Ten competition, fourth-most in the conference.
- Rushed for season-high 198 yards at Rutgers on 10/12/14.
- Spent 2022-23 seasons at Oklahoma, tallying 575 rushing yards and seven touchdowns.
- Rushed for 15 yards and caught two passes for 27 yards against Cincinnati at Nippert Stadium on 9/23/23.
- Spent 2021 season at Palomar Junior College, rushing for 875 yards and eight touchdowns in 11 games.

CAREER RUSHING STATISTICS

| SEASON | GP | ATT | YDS | AVG./R | TD | LONG | AVG/G |
|-------------|----|-----|-------|--------|----|------|-------|
| 2022 (OU) | 11 | 18 | 62 | 3.4 | 0 | 7 | 5.6 |
| 2023 (OU) | 12 | 102 | 513 | 5.0 | 7 | 30 | 42.8 |
| 2024 (WISC) | 11 | 190 | 864 | 4.5 | 10 | 55 | 78.5 |
| 2025 | 7 | 71 | 382 | 5.4 | 3 | 22 | 54.6 |
| TOTAL | 41 | 381 | 1,821 | 4.8 | 20 | 55 | 44.4 |

CAREER HIGHS *At Wisconsin (2024);
RUSHING ATTEMPTS*: 24 at Rutgers, 10/12/24
RUSHING YARDS*: 198 at Rutgers, 10/12/24
RUSHING TOUCHDOWNS*: 3 (2x) last at Rutgers, 10/12/24
LONG RUSH*: 55 at Rutgers, 10/12/24



2 // BRENDAN SORSBY

QB / R-JR. / 6-3 / 228
DENTON, TEXAS / LAKE DALLAS / INDIANA
TWO-TIME BIG 12 OFFENSIVE PLAYER OF THE WEEK IN 2025
BIG 12 NEWCOMER OF THE YEAR HONORABLE MENTION (2024)

- PFF's second-rated quarterback in the country (91.9).
- 24 touchdowns responsible for (18 passing, six rushing) leads all of FBS. Also ranks sixth nationally in passing efficiency (174.4), sixth nationally in yards per completion (14.4), and 13th in total offense (296.0).
- Threw for four TDs and ran for another at Oklahoma State.
- Rushed for a 20-yard score and connected with Caleb Goodie on a game-clinching 82-yard touchdown in the win vs. Iowa State.
- Led game-winning 75-yard TD drive over 1:16 at Kansas in final seconds, capping his fourth 300-yard game of his career and second this season.
- Last three first halves: 40-of-51 (82.0%), 622 yards, 10 TDs and no turnovers.
- Big 12 Offensive POTW following Northwestern State: 15-for-15, 253 yards, 5 passing TDs (all in first quarter), plus 23-yard rushing score in second.
- Big 12 record of five passing TDs in one quarter, as well as second-highest QBR (99.8) in league history.
- Rushed for 96 yards and two touchdowns at Nebraska, leading all Big 12 QB's in rushing in Week 1; had 40 against Bowling Green for fourth time leading UC on ground.
- Emerged as one of the Big 12's top signal-callers and one of the nation's top dual threat quarterbacks in his first season at Cincinnati after transferring from Indiana.
- Was the only FBS quarterback to log a 425-yard passing game (at Texas Tech) and a 125-yard rushing game (at Iowa State) in 2024.
- Capped 2024 as one of just four players in the nation to pass for 2,800+ yards and 18 touchdowns and rush for nine touchdowns.
- Nine rushing touchdowns were the third-most by a UC QB behind only Desmond Ridder in 2020 (12) and Tony Kapetanis in 1979 (11)
- His 64% completion percentage ranked third in the Big 12 and sixth in a single-season in Cincinnati history.
- Top performance came on the road on Texas Tech when he completed 31 of 45 pass attempts for 426 yards and four touchdowns with one interception, while adding 52 rushing yards in 44-41 shootout loss to the Red Raiders.
- His 478 total yards were the most in a single-game by a Big 12 player in 2024, and the fourth-highest total by a Power 4 quarterback.
- Spent two seasons at Indiana, redshirting in 2022 before passing for 1,587 yards and 15 touchdowns with only five interceptions in 2023.

CAREER PASSING STATISTICS

| SEASON | GP | COMP | ATT | PCT | YDS | TD | INT | LONG | AVG/P |
|-----------|----|------|-----|------|-------|----|-----|------|-------|
| 2022 (IU) | 1 | 3 | 6 | 50.0 | 8 | 0 | 1 | 9 | 2.7 |
| 2023 (IU) | 10 | 135 | 237 | 57.0 | 1,587 | 15 | 5 | 90 | 11.8 |
| 2024 | 12 | 249 | 389 | 64.0 | 2,813 | 18 | 7 | 80 | 11.3 |
| 2025 | 7 | 120 | 183 | 65.6 | 1,732 | 18 | 1 | 82 | 14.4 |
| TOTAL | 30 | 507 | 815 | 62.2 | 6,140 | 51 | 14 | 90 | 12.3 |

CAREER RUSHING STATISTICS

| SEASON | GP | ATT | YDS | AVG./R | TD | LONG | AVG/G |
|-----------|----|-----|-------|--------|----|------|-------|
| 2022 (IU) | 1 | 2 | -8 | -4 | 0 | 0 | -4 |
| 2023 (IU) | 10 | 113 | 276 | 2.4 | 4 | 25 | 27.6 |
| 2024 | 12 | 105 | 447 | 4.3 | 9 | 41 | 37.3 |
| 2025 | 7 | 58 | 340 | 5.9 | 6 | 29 | 48.6 |
| TOTAL | 30 | 278 | 1,055 | 3.8 | 19 | 41 | 35.2 |

CAREER HIGHS *At Indiana (2022-23)
PASSING ATTEMPTS: 45 at Texas Tech, 9/21/24
PASSING COMPLETIONS: 31 at Texas Tech, 9/21/24
PASSING YARDS: 426 at Texas Tech, 9/21/24
PASSING TOUCHDOWNS: 5 vs. Northwestern State, 9/13/25
LONGEST PASS*: 90 at Penn State, 10/28/23

RUSHING ATTEMPTS*: 17 at Illinois, 11/11/23
RUSHING YARDS: 143 at Iowa State, 11/16/24
RUSHING TOUCHDOWNS*: 2 (3x) last vs. Arizona State, 10/19/24
LONGEST RUSH: 41 at Iowa State, 11/16/24

PLAYER PROFILES - OFFENSE



4 // CYRUS ALLEN

WR / SR. / 5-11 / 180

NEW ORLEANS, LA. / LANDRY-WALKER / LOUISIANA TECH / TEXAS A&M

- Team-leading 31 catches and eight touchdowns on the year. Eight TDs are tied for most in the Big 12.
- Three receiving TDs at OSU tied the single-game school record. He was the 10th player ever with three in a game and first since Tyler Scott in 2022 vs. Indiana.
- Career-high 11 catches, in addition to third-career 100-yard game and first at UC, in road win at Kansas (128 yds).
- Played at Texas A&M in 2024, grabbing 18 receptions for 269 yards and a touchdown.
- Played 2022-23 seasons at Louisiana Tech, catching 68 passes for 1,278 yards and eight touchdowns.
- Ranked fifth among all CUSA players in 2023 with 70.7 receiving yards per game.
- Caught five passes for 121 yards and two TD in first college game in 2022.
- Led all FBS freshman in scrimmage plays over 30 yards with 10 in 2022.

CAREER RECEIVING STATISTICS

| SEASON | GP | REC | YDS | TD | LONG | AVG./R |
|--------------|-----------|------------|--------------|-----------|-----------|-------------|
| 2022 (LT) | 10 | 22 | 500 | 4 | 64 | 22.7 |
| 2023 (LT) | 11 | 46 | 778 | 4 | 85 | 16.9 |
| 2024 (A&M) | 10 | 18 | 269 | 1 | 73 | 14.9 |
| 2025 | 7 | 31 | 345 | 8 | 44 | 11.1 |
| TOTAL | 38 | 117 | 1,892 | 17 | 85 | 16.2 |

CAREER HIGHS *At Texas A&M (2024); ^At Louisiana Tech (2022-23)

RECEPTIONS: 11 at Kansas, 9/27/25

RECEIVING YARDS^: 170 vs. Sam Houston, 11/11/23

RECEIVING TOUCHDOWNS: 3 at Oklahoma State, 10/18/25

LONGEST RECEPTION^: 85 at UTEP, 9/29/23



6 // EVAN PRYOR

RB / R-SR. / 5-9 / 195

CORNELIUS, N.C. / WILLIAM AMOS HOUGH / OHIO STATE

2024 CSC ACADEMIC ALL-DISTRICT

- Career-high 111 yards on 10 carries in win over Iowa State, including touchdowns of 30 and 18 yards (first multi-TD game of his career as well).
- Played in all 12 games last season, scoring seven total touchdowns and recording 622 all-purpose yards.
- Scored four touchdowns of at least 55 yards in 2024.
- Averaged 7.46 yards per carry in 2024, second in the Big 12 among qualified players.
- Five catches for 100 yards, including an 80-yard TD reception, vs. West Virginia last year; his 80-yard TD catch was longest play of the season for UC and longest pass play since 2021.
- Spent 2021-23 seasons at Ohio State, rushing for 147 yards on 40 carries with one touchdown. Missed all of 2022 due to injury.

CAREER RUSHING STATISTICS

| SEASON | GP | ATT | YDS | AVG./R | TD | LONG | AVG/G |
|--------------|-----------|------------|------------|------------|----------|-----------|-------------|
| 2021 (OSU) | 4 | 21 | 98 | 4.7 | 1 | 16 | 24.5 |
| 2022 (OSU) | | | | DNP | | | |
| 2023 (OSU) | 4 | 19 | 49 | 2.6 | 0 | 6 | 12.3 |
| 2024 | 12 | 56 | 418 | 7.5 | 6 | 65 | 34.9 |
| 2025 | 7 | 53 | 412 | 7.8 | 2 | 46 | 58.9 |
| TOTAL | 27 | 149 | 977 | 6.6 | 9 | 65 | 36.2 |

CAREER HIGHS *At Ohio State (2021-23)

RUSHING ATTEMPTS*: 11 at Indiana 10/23/21

RUSHING YARDS: 111 vs. Iowa State, 10/4/25

RUSHING TOUCHDOWNS: 2 vs. Iowa State, 10/4/25

LONG RUSH: 65 at Miami (OH), 9/14/24

RECEPTIONS: 5 vs. West Virginia, 11/9/24

RECEIVING YARDS: 100 vs. West Virginia, 11/9/24

LONG RECEPTION: 80 vs. West Virginia, 11/9/24



7 // CHANCE WILLIAMS

RB / R-JR. / 5-7 / 190

BATON ROUGE, LA. / SCOTLANDVILLE / GRAMBLING STATE

- Rushed for a three-yard TD vs. Northwestern State, his first score as a Bearcat.
- Appeared in four games in 2024 before redshirting.
- Rushed for 38 yards on four carries vs. Houston, a season-high rushing total.
- Played 2022-23 seasons at Grambling State, which included a Second-Team All-SWAC campaign in 2023.
- Had 15 catches for 135 yards to complement an 878-yard, six-touchdown rushing season.
- Posted 106 yards on only seven carries at LSU in 2023.

CAREER RUSHING STATISTICS

| SEASON | GP | ATT | YDS | TD | LONG | AVG./R |
|--------------|-----------|------------|--------------|----------|-----------|------------|
| 2022 (GSU) | 11 | 57 | 223 | 2 | 22 | 3.9 |
| 2023 (GSU) | 11 | 148 | 878 | 6 | 61 | 5.9 |
| 2024 | 4 | 15 | 67 | 0 | 16 | 4.5 |
| 2025 | 3 | 5 | 11 | 1 | 5 | 2.2 |
| TOTAL | 29 | 224 | 1,173 | 9 | 61 | 5.2 |

CAREER HIGHS *At Grambling State (2022-23)

RUSHING ATTEMPTS*: 19 (2x) last vs. Southern, 11/25/23

RUSHING YARDS*: 174 vs. Texas Southern, 9/23/23

RUSHING TOUCHDOWNS*: 2, vs. Bethune-Cookman, 10/28/23

LONG RUSH*: 61 vs. Bethune-Cookman, 10/28/23



8 // NOAH JENNINGS

WR / JR. / 6-0 / 190

COLUMBIA, S.C. / WESTWOOD / CHARLESTON SOUTHERN

- Earned first UC start in the Iowa State win, hauling in season-long 36-yard catch.
- Saved the day at Kansas with a one-handed, 18-yard catch-and-run on 4th-and-10, setting up the game-winning TD drive.
- Played the last two seasons at Charleston Southern, totaling 72 catches for 885 yards and four touchdowns
- Posted season highs in receptions (seven), yards (97), and touchdowns (two) at Furman in 2024.
- Had at least three receptions in nine games in 2024.
- Logged 26 receptions, 410 yards, and a touchdown as a freshman in 2023 en route to receiving Phil Steele Second-Team Freshman All-America honors
- Had eight catches for 204 yards and a TD at Robert Morris, the most receiving yards by a Big South player during the 2023 season.
- Two-time all-state honoree at Westwood High School
- Named regional offensive player of the year in 2021, catching 41 passes for 856 yards and scoring 11 total touchdowns.

CAREER RECEIVING STATISTICS

| SEASON | GP | REC | YDS | TD | LONG | AVG./R |
|--------------|-----------|-----------|--------------|----------|-----------|-------------|
| 2023 (CSU) | 10 | 26 | 410 | 1 | 58 | 15.8 |
| 2024 (CSU) | 12 | 46 | 475 | 3 | 31 | 10.3 |
| 2025 | 7 | 13 | 196 | 0 | 36 | 15.1 |
| TOTAL | 29 | 85 | 1,081 | 4 | 58 | 12.7 |

CAREER HIGHS *At Charleston Southern (2023-24)

RECEPTIONS*: 8 at Robert Morris, 11/11/23

RECEIVING YARDS*: 204 at Robert Morris, 11/11/23

RECEIVING TOUCHDOWNS*: 2 at Furman, 9/7/24

LONGEST RECEPTION*: 58 at Robert Morris, 11/11/23

PLAYER PROFILES - OFFENSE



9 // JEFF CALDWELL

WR / SR. / 6-5 / 215

LOUISVILLE, KY. / BUTLER / LINDENWOOD

- Second-highest graded receiver in Big 12 by PFF (81.7).
- Touchdowns of 9 and 40 yards to open the scoring in the UCF win, his first multi-TD game as a Bearcat.
- Earned his seventh-career 100-yard game, and first at UC, against Bowling Green, which included a nine-yard TD in which he stretched his length across the goal line.
- Played three seasons at Lindenwood, appearing in 28 games.
- Named a finalist for the 2024 Walter Payton Award, annually given to the top offensive player in FCS, one of only three wide receivers to be named a finalist
- Second-Team All-American by Stats Perform and First-Team All-OVC in 2024.
- 11 receiving TDs ranked eighth in the country last year.
- Tied career high with four touchdown receptions vs. Eastern Illinois, tied for most in a game by an FCS receiver in 2024.
- Caught 32 passes for 599 yards and eight touchdowns in 2023, earning first-team all-conference honors. Twice was named OVC Player of the Week.

CAREER RECEIVING STATISTICS

| SEASON | GP | REC | YDS | TD | LONG | AVG./R |
|--------------|-----------|------------|--------------|-----------|-----------|-------------|
| 2022 (LIND) | 7 | 8 | 141 | 4 | 43 | 17.6 |
| 2023 (LIND) | 9 | 32 | 599 | 8 | 73 | 18.7 |
| 2024 (LIND) | 12 | 53 | 1,032 | 11 | 93 | 19.5 |
| 2025 | 7 | 19 | 332 | 3 | 40 | 17.5 |
| TOTAL | 35 | 112 | 2,104 | 26 | 93 | 18.8 |

CAREER HIGHS *At Lindenwood (2022-24)

RECEPTIONS*: 8 at UT Martin, 11/23/24

RECEIVING YARDS*: 185 at Western Illinois, 9/16/23

RECEIVING TOUCHDOWNS*: 4 (2x) last at Eastern Illinois, 9/28/24

LONGEST RECEPTION*: 93 vs. St. Thomas, 9/21/24



10 // CALEB GOODIE

WR / JR. / 6-1 / 178

BREAUX BRIDGE, LA. / MEMORIAL / COLORADO STATE

- Team-leading 359 receiving yards on the year.
- Gave UC the necessary cushion with 5:57 left on 82-yard TD catch, UC's longest pass play in nine years.
- Caught three passes for career-best 106 yards and a TD vs. Northwestern State, following that up with career-high five for 91 at Kansas.
- Played two seasons at Colorado State.
- Ranked among the nation's top five fastest wide receivers in average speed last season according to Telemetry Sports, a data and analytics company used by more than 50 NFL and college football programs.
- Recorded four kickoff return TDs for Memorial High School.

CAREER RECEIVING STATISTICS

| SEASON | GP | REC | YDS | TD | LONG | AVG./R |
|--------------|-----------|-----------|------------|----------|-----------|-------------|
| 2023 (CSU) | 9 | 1 | -1 | 0 | -1 | -1 |
| 2024 (CSU) | 11 | 21 | 436 | 4 | 85 | 20.8 |
| 2025 | 7 | 18 | 359 | 2 | 82 | 19.9 |
| TOTAL | 27 | 40 | 794 | 6 | 85 | 19.9 |


CAREER HIGHS *At Colorado State (2023-24)

RECEPTIONS: 5 at Kansas, 9/27/25

RECEIVING YARDS: 106 vs. Northwestern State, 9/13/25

RECEIVING TOUCHDOWNS: 1 (6x), last vs. Iowa State, 10/4/25

LONGEST RECEPTION*: 85 at Air Force, 10/19/24



11 // JOE ROYER

TE / R-SR. / 6-5 / 250

CINCINNATI, OHIO / ELDER / OHIO STATE

2024 FIRST TEAM ALL-BIG 12

- Ranked third on The Athletic's Dane Brugler's 2026 NFL Draft tight end rankings and appeared in Todd McShay's "Way Too Early" 2026 NFL Mock Draft.
- 67-yard catch vs. UCF, only tight end in the country with two 60+-yard receptions.
- Caught two touchdowns vs. Northwestern State, his first career multi-TD game.
- Team-high four catches and a 12-yard score in win over Iowa State.
- His 73-yard reception against Bowling Green was the longest for a UC tight end since 2019, en route to the first 100-yard game for a UC TE since 2018.
- Also had a 67-yard catch in the UCF win.
- Tallied 50 receptions for 521 yards and three touchdowns en route to All-Big 12 First Team accolades in 2024.
- Led all Big 12 tight ends in receptions and receiving yards last season.
- Set the Cincinnati single-season receptions by a tight ends record, which was previously held by Travis Kelce (45, 2012).
- Logged at least three catches nine times last year, including a high of eight at UCF.
- Appeared in 14 games and made four catches for Ohio State from 2021-23.

CAREER RECEIVING STATISTICS

| SEASON | GP | REC | YDS | TD | LONG | AVG./R |
|--------------|-----------|-----------|------------|----------|-----------|-------------|
| 2021 (OSU) | 5 | 1 | 9 | 0 | 9 | 9.0 |
| 2022 (OSU) | 5 | 2 | 10 | 0 | 9 | 5.0 |
| 2023 (OSU) | 4 | 1 | 5 | 0 | 5 | 5.0 |
| 2024 | 12 | 50 | 521 | 3 | 38 | 10.4 |
| 2025 | 7 | 21 | 328 | 4 | 73 | 15.6 |
| TOTAL | 33 | 75 | 873 | 7 | 73 | 11.6 |

CAREER HIGHS

RECEPTIONS: 8 at UCF, 10/12/24

RECEIVING YARDS: 104 vs. Bowling Green, 9/6/25

RECEIVING TOUCHDOWNS: 2 vs. Northwestern State, 9/13/25

LONGEST RECEPTION: 73 vs. Bowling Green, 9/6/25



14 // BARRY JACKSON JR.

WR / R-SO. / 5-11 / 195

ELLENWOOD, GA. / CEDAR GROVE

- Appeared in 10 games in 2024, making two starts.
- Tallied receptions against Towson, Houston, and UCF.
- Also ran the ball seven times for 21 yards.
- Caught a 65-yard touchdown as a true freshman in 2023, the longest play of the season for the Bearcats.
- Four-star recruit according to Rivals and one of the top 50 prospects in the state of Georgia according to 247Sports.
- Led Cedar Grove to an 11-3 record and an appearance in the Georgia 3A state championship game in 2022.
- Caught 28 passes for 510 yards and seven scores as a junior in 2021, helping lead Cedar Grove to a 3A state championship.

CAREER RECEIVING STATISTICS

| SEASON | GP | REC | YDS | TD | LONG | AVG./R |
|--------------|-----------|----------|------------|----------|-----------|-------------|
| 2023 | 4 | 4 | 100 | 1 | 65 | 25.0 |
| 2024 | 10 | 3 | 22 | 0 | 12 | 7.3 |
| 2025 | 6 | 0 | 0 | 0 | 0 | 0 |
| TOTAL | 20 | 7 | 122 | 1 | 65 | 17.4 |

CAREER HIGHS

RECEPTIONS: 1 (7x) last at UCF, 10/12/24

RECEIVING YARDS: 65 vs. Eastern Kentucky, 9/2/23

RECEIVING TOUCHDOWNS: 1 vs. Eastern Kentucky, 9/2/23

LONGEST RECEPTION: 65 vs. Eastern Kentucky, 9/2/23

PLAYER PROFILES - OFFENSE



16 // BRADY LICHTENBERG

QB / R-SR. / 6-1 / 200

TOLEDO, OHIO / ST. JOHN'S JESUIT

- Made 2025 debut vs. Northwestern State, lofting 29-yard TD pass to Cyrus Allen before halftime and finishing 4-of-6; also saw time at Oklahoma State.
- Saw action in three games last season as backup quarterback.
- Completed 3-of-4 passes for 25 yards vs. Houston.
- Primary backup quarterback in 2023, seeing action in seven games and making one start vs. West Virginia.
- First career collegiate touchdown pass came against Eastern Kentucky (9/2/23).
- Saw most action vs. Oklahoma State in 2023, completing 5-of-9 passes.
- Three-star recruit was one of the Top-50 recruits in Ohio and No. 41 pro-style QB in the 2021 class

CAREER PASSING STATISTICS

| SEASON | GP | COMP | ATT | PCT | YDS | TD | INT | LONG | AVG/P |
|--------------|-----------|-----------|-----------|-------------|------------|----------|----------|-----------|-------------|
| 2022 | 2 | 0 | 0 | 0 | 0 | 0 | 0 | 0 | 0 |
| 2023 | 7 | 19 | 34 | 55.9 | 252 | 2 | 1 | 65 | 13.3 |
| 2024 | 3 | 3 | 5 | 60.0 | 25 | 0 | 0 | 10 | 8.3 |
| 2025 | 2 | 4 | 6 | 66.7 | 56 | 1 | 0 | 29 | 14.0 |
| TOTAL | 14 | 26 | 45 | 57.8 | 333 | 3 | 1 | 65 | 12.8 |

CAREER HIGHS

PASSING ATTEMPTS: 9 at Oklahoma State 10/28/23

PASSING COMPLETIONS: 5 at Oklahoma State 10/28/23

PASSING YARDS: 93 vs. ECU 9/2/23

PASSING TOUCHDOWNS: 1 vs. ECU 9/2/23, at Oklahoma State 10/28/23

LONGEST PASS: 65 vs. ECU 9/2/23



21 // PATRICK GURD

TE / R-SR. / 6-4 / 250

NEW ALBANY, OHIO / NEW ALBANY / OHIO STATE

- Touted by staff for his abilities in the run game; made special teams tackle vs. Bowling Green.
- Spent five seasons at Ohio State, appearing in 27 games.
- Played in 14 games for the National Championship-winning Buckeyes in 2024, recording one catch for six yards
- Logged snaps in three of OSU's College Football Playoff games, including the final vs. Notre Dame.
- Four-time OSU Scholar-Athlete and three-time Academic All-Big 10.
- 2023 Hampshire Honor Society member.
- Starred at New Albany High School, playing tight end, outside linebacker, and defensive end.

CAREER RECEIVING STATISTICS

| SEASON | GP | REC | YDS | TD | LONG | AVG./R |
|--------------|-----------|----------|-----------|----------|-----------|------------|
| 2020 (OSU) | 1 | 0 | 0 | 0 | 0 | 0.0 |
| 2021 (OSU) | 1 | 0 | 0 | 0 | 0 | 0.0 |
| 2022 (OSU) | 3 | 0 | 0 | 0 | 0 | 0.0 |
| 2023 (OSU) | 8 | 1 | 9 | 0 | 9 | 9.0 |
| 2024 (OSU) | 14 | 1 | 6 | 0 | 6 | 6.0 |
| 2025 | 6 | 2 | 23 | 0 | 17 | 11.5 |
| TOTAL | 33 | 4 | 38 | 0 | 17 | 9.5 |

CAREER HIGHS

RECEPTIONS: 4 (3x), last vs. Northwestern State, 9/13/25

RECEIVING YARDS: 17 vs. Northwestern State, 9/13/25

LONGEST RECEPTION: 17 vs. Northwestern State, 9/13/25



29 // MANNY COVEY

RB / R-SO. / 5-11 / 192

STARKE, FLA. / BRADFORD

- First-career rushing TD closed the scoring in the Oklahoma State win.
- His 88-yard punt return TD at Kansas was called back due to penalty.
- Appeared in all 12 games in 2024.
- Best game came at Texas Tech, when he caught six passes for 100 yards and two touchdowns.
- First UC running back with two touchdown catches since 2012.
- Five rushes for 26 yards in the season opener vs. Towson.
- Three-star running back out of 1A program in NE Florida.
- Ran for 985 yards on 138 carries for an average of 7.1 yards per carry his final two years.

CAREER RUSHING STATISTICS

| SEASON | GP | ATT | YDS | TD | LONG | AVG/C |
|--------------|-----------|-----------|------------|----------|-----------|------------|
| 2024 | 12 | 17 | 62 | 0 | 11 | 3.6 |
| 2025 | 7 | 10 | 68 | 1 | 24 | 6.8 |
| TOTAL | 19 | 27 | 130 | 1 | 24 | 4.8 |

CAREER HIGHS

RUSHING ATTEMPTS: 8 at Texas Tech, 9/21/24

RUSHING YARDS: 26 vs. Towson, 8/31/24

LONG RUSH: 11 vs. Towson, 8/31/24

CAREER RECEIVING STATISTICS

| SEASON | GP | REC | YDS | TD | LONG | AVG/C |
|--------------|-----------|----------|------------|----------|-----------|-------------|
| 2024 | 12 | 8 | 119 | 2 | 71 | 14.9 |
| 2025 | 7 | 0 | 0 | 0 | 0 | 0.0 |
| TOTAL | 12 | 8 | 119 | 2 | 71 | 14.9 |

CAREER HIGHS

RECEPTIONS: 6 at Texas Tech, 9/21/24

RECEIVING YARDS: 100 at Texas Tech, 9/21/24

RECEIVING TOUCHDOWNS: 2 at Texas Tech, 9/21/24

LONG RECEPTION: 71 at Texas Tech, 9/21/24



50 // EVAN TENGESDAHL

OL / R-SO. / 6-3 / 320

DAYTON, OHIO / WAYNE

BIG 12 O-LINE OF THE WEEK (NW STATE, KANSAS, IOWA STATE)

- PFF's third-ranked, and highest in Power 4, guard in the country (83.0).
- Has started every game at left guard.
- Played in 11 games last season as a reserve offensive lineman.
- Redshirted in 2023.
- Four-star prospect according to On3 and a consensus three-star recruit overall who was ranked among the Top 20 prospects in Ohio for 2023 class.
- ESPN's fifth-best offensive center prospect in its 2023 rankings.
- Named to the All-Southwest Ohio Team.
- Earned First Team All-GWOC honors in 2022
- In his second year as an FC Cincinnati college ambassador.
- Taught himself how to play the drums.

PLAYER PROFILES - DEFENSE

**53 // GAVIN GERHARDT**

OL / R-SR. / 6-4 / 300
XENIA, OHIO / XENIA

BIG 12 O-LINE OF THE WEEK (NW STATE, KANSAS, IOWA STATE)
2023 HONORABLE MENTION ALL-BIG 12
2023 CSC ACADEMIC ALL-DISTRICT

- Three-time team captain.
- Has started every game at center.
- Consecutive starts streak stands at 30, career starts total sits at 42.
- Helped a Cincinnati offense that ranked sixth in the Big 12 in total offense (420.6) and paved the way for running back Corey Kiner to rush for a second consecutive 1,000-yard season
- Tied for team lead among offensive linemen with 41 knockdowns.
- Catalyst behind UC ranking fifth nationally in rushing (217.1 ypg) and 33rd in total offense (426.1 ypg) in 2023.
- Third-highest rated center in Big 12 by PFF and sixth nationally for run-grade blocking (79.7) in 2023.
- Helped lead Xenia to the 2019 Miami Valley League Championship and the first Ohio High School Athletic Association playoff appearance in school history.

**56 // DEONDRE BUFORD**

OL/ R-SR. / 6-4 / 325
DETROIT, MICH. / MARTIN LUTHER KING / KENTUCKY

BIG 12 O-LINE OF THE WEEK (NW STATE, KANSAS, IOWA STATE)

- Started the six of seven games at right tackle.
- Played in 11 games in 2024, making eight starts.
- Five starts came at right tackle, three at left guard.
- Started all 12 games at right tackle in 2023, his first season at UC.
- His blocking helped UC rank No. 5 in the country in rushing (217.1) and No. 33 in total offense (426.1).
- Appeared in all 13 games for Kentucky in 2022, seeing action at both the guard and tackle spots with a pair of starts.
- Saw action in two games in 2021 after redshirting in 2020.

**74 // JOE COTTON**

OL / R-JR. / 6-6 / 317
SIOUX FALLS, S.D. / ROOSEVELT / SOUTH DAKOTA

BIG 12 O-LINE OF THE WEEK (NW STATE, KANSAS, IOWA STATE)

- Has started every game at left tackle.
- Top-ranked offensive linemen in the spring transfer portal.
- Played three seasons at South Dakota, earning two all-league nods from the Missouri Valley conference.
- Named to All-Newcomer Team in 2022 and Second Team All-Conference in 2023.
- Earned Phil Steele Freshman All-America honors in 2023 as well.
- Started 27 games at left tackle over the last two seasons.
- Part of an offensive line in 2024 that paved the way for the sixth-ranked rushing attack in FCS (215.9) and the ninth-ranked offense (436.9).
- Helped lead South Dakota to an FCS Playoff semifinal appearance in 2024 and a quarterfinal appearance in 2023.
- All-conference and all-state offensive lineman at Roosevelt High School.

**77 // TARAN TYO**

OL / R-JR. / 6-3 / 325
GREENVILLE, OHIO / VERSAILLES / BALL STATE

BIG 12 O-LINE OF THE WEEK (NW STATE, KANSAS, IOWA STATE)

- Started at right guard every game.
- 2024 Third-Team All-MAC selection at Ball State.
- Part of an offensive line that provided pass protection for the second-ranked passing attack in the MAC (245.0).
- Started 11 games in 2024 at right tackle.
- As a redshirt freshman in 2023, started all 12 games at right guard.
- Played three games as a reserve guard in 2022, retaining freshman eligibility.
- Three-year letterwinner at Versailles High School.
- As a team captain his senior season, helped lead team to 12-1 record and was named the team's Offensive MVP.

**79 // ETHAN GREEN**

OL / R-JR. / 6-6 / 313
FREMONT, OHIO / FREMONT ROSS

BIG 12 O-LINE OF THE WEEK (NW STATE, KANSAS, IOWA STATE)

- Started at right tackle vs. Northwestern State, his first career collegiate start.
- Appeared in 12 games combined between 2023 and 2024 as a reserve offensive lineman.
- Redshirted in 2022.
- First Team All-Ohio and two-time NW Ohio DII Lineman of the Year
- A multi-sport athlete who also stood out in wrestling, where he had a record of 37-1 and finished third at the Ohio Division I State Championship in the 285-pound class in 2021 before winning the state championship in 2022.

PLAYER PROFILES - DEFENSE



0 // MATTHEW McDOOM

CB / SR. / 5-9 / 180
WINTER GARDEN, FLA. / WEST ORANGE / COASTAL CAROLINA

- Has started at cornerback every game so far.
- 100-yard pick-six at Oklahoma State was his fourth-career INT and a school record, besting one from 1958 against OSU.
- Reached 23 mph on the Catapult system in the preseason.
- 2024 First-Team All-Sun Belt at Coastal Carolina, recording 10 PBUs and three interceptions.
- Two picks in 2024 regular-season finale vs. Georgia State; also had career-high 11 tackles vs. Georgia Southern.
- Brother, Eddie, played at Michigan and South Florida.

CAREER DEFENSE STATISTICS

| SEASON | GP | SOLO | ASST | TOTAL | TFL | SACKS | INT | PBU | FF | FR |
|------------|----|------|------|-------|-----|-------|-----|-----|----|----|
| 2022 (CCU) | 13 | 11 | 6 | 17 | 1 | 0 | 0 | 1 | 0 | 0 |
| 2023 (CCU) | 13 | 18 | 8 | 26 | 0 | 0 | 0 | 10 | 0 | 0 |
| 2024 (CCU) | 12 | 27 | 9 | 36 | 3 | 0 | 3 | 11 | 0 | 1 |
| 2025 | 7 | 13 | 11 | 24 | 0 | 0 | 1 | 2 | 0 | 0 |
| TOTAL | 45 | 69 | 34 | 103 | 4 | 0 | 4 | 24 | 0 | 1 |

CAREER HIGHS *At Coastal Carolina (2022-24)

TACKLES*: 11 vs. Georgia Southern, 11/23/24

TACKLES FOR LOSS: 1 (5x), last vs. Northwestern State, 9/13/25

INTERCEPTIONS*: 2 vs. Georgia State, 11/30/24



2 // DONTAY CORLEONE

DT / R-SR. / 6-1 / 335
CINCINNATI, OHIO / COLERAIN

2024 JASON WITTEN MAN OF THE YEAR SEMIFINALIST
2023 ALL-BIG 12 SECOND TEAM, AP FIRST TEAM ALL-AMERICAN
2022 ALL-AAC FIRST TEAM, AP THIRD TEAM ALL-AMERICAN

- Three-time team captain, one of four to have that honor in program history.
- Returned for Iowa State win after missing previous two games and end of BGSU.
- All-Big 12 First Team honoree in 2024; missed fall camp last year due to summer health scare.
- Named to Bruce Feldman's "Freaks List" for the third straight season.
- Highest-graded interior defensive lineman in the Big 12 according to PFF (78.8).
- PFF National Team of the Week honoree after his 89.9 grade at Texas Tech.
- Career-best two sacks in road win at UCF last year.
- Given the nickname "The Godfather" by fans when he committed to UC.
- Has his own pulled-pork-topped hamburger, "The Godfather", at Bucketheads in Cincinnati. Also has a "Godfather" pizza at Mio's right next to campus.
- Finished as the nation's highest-graded defensive player by PFF (93.8) in 2022 and recorded a single-season run defense grade (94.7) that was best since 2019.

CAREER DEFENSE STATISTICS

| SEASON | GP | SOLO | ASST | TOTAL | TFL | SACKS | INT | PBU | FF | FR |
|--------|----|------|------|-------|------|-------|-----|-----|----|----|
| 2022 | 11 | 19 | 26 | 45 | 5.5 | 3.0 | 0 | 0 | 2 | 2 |
| 2023 | 12 | 22 | 17 | 39 | 6.5 | 3.0 | 0 | 1 | 1 | 0 |
| 2024 | 10 | 14 | 12 | 26 | 5.0 | 3.5 | 0 | 0 | 0 | 0 |
| 2025 | 5 | 3 | 4 | 7 | 0 | 0 | 0 | 0 | 0 | 0 |
| TOTAL | 39 | 58 | 59 | 117 | 17.0 | 9.5 | 0 | 1 | 3 | 2 |

CAREER HIGHS

TACKLES: 11 vs. Navy 11/5/22

TACKLES FOR LOSS: 2 (2x), last at UCF, 10/12/24

SACKS: 2 at UCF, 10/12/24



3 // KYE STOKES

S / R-JR. / 6-1 / 194
TAMPA, FLA. / ARMWOOD / OHIO STATE

- Host of UC's "4 Claps" podcast with teammates Jiquan Sanks.
- One of four Bearcats that who Ohio State teammates in 2023.
- Named an "Iron Bearcat" for performance in weight room in Winter 2024 workouts.
- Appeared on defense and special teams in all 12 games last year.
- Ran a 10.8 in the 100-meter dash in high school.

CAREER DEFENSE STATISTICS

| SEASON | GP | SOLO | ASST | TOTAL | TFL | SACKS | INT | PBU | FF | FR |
|------------|----|------|------|-------|-----|-------|-----|-----|----|----|
| 2022 (OSU) | 8 | 8 | 4 | 12 | 1 | 0 | 0 | 0 | 1 | 0 |
| 2023 (OSU) | 3 | 0 | 0 | 0 | 0 | 0 | 0 | 0 | 0 | 0 |
| 2024 | 12 | 2 | 5 | 7 | 0 | 0 | 0 | 0 | 0 | 0 |
| 2025 | 7 | 2 | 0 | 2 | 0 | 0 | 0 | 0 | 0 | 0 |
| TOTAL | 30 | 12 | 9 | 21 | 1 | 0 | 0 | 0 | 1 | 0 |

CAREER HIGHS *At Ohio State (2022-23)

TACKLES*: 4 vs. Iowa, 10/22/22

TACKLES FOR LOSS*: 1 vs. Rutgers, 10/1/22



4 // MIKAH COLEMAN

DL / R-SR. / 6-4 / 272
REYNOLDSBURG, OHIO / REYNOLDSBURG / EASTERN MICH.

- Has started every game on the defensive line; previously started five for Eastern Michigan in 2023.
- Missed last season due to preseason lower-body injury.
- Played 2021-23 seasons at EMU, collecting 6.5 TFL and 4.5 sacks in 2023.

CAREER DEFENSE STATISTICS

| SEASON | GP | SOLO | ASST | TOTAL | TFL | SACKS | INT | PBU | FF | FR |
|------------|----|------|------|-------|------|-------|-----|-----|----|----|
| 2021 (EMU) | 4 | 0 | 0 | 0 | 0 | 0 | 0 | 0 | 0 | 0 |
| 2022 (EMU) | 12 | 6 | 6 | 12 | 3.0 | 2.0 | 0 | 2 | 0 | 0 |
| 2023 (EMU) | 12 | 14 | 24 | 38 | 6.5 | 4.5 | 0 | 1 | 0 | 0 |
| 2025 | 7 | 4 | 9 | 13 | 0.5 | 0.5 | 0 | 0 | 0 | 0 |
| TOTAL | 35 | 24 | 39 | 63 | 10.0 | 7.0 | 0 | 3 | 0 | 0 |

CAREER HIGHS *At Eastern Michigan (2021-23)

TACKLES*: 6 (2x) last vs. Kent State, 10/14/23

TACKLES FOR LOSS*: 2 (2x) last vs. UMass, 9/16/23

PLAYER PROFILES - DEFENSE



5 // CHRISTIAN HARRISON

S / R-JR. / 6-0 / 195

ATLANTA, GA. / WOODWARD ACADEMY / TENNESSEE

- Career-high 10 tackles in Iowa State win, then career-high three PBUs in UCF win the following week.
- Then-career-high tackles in Cincinnati debut vs. Nebraska.
- Started four games at Tennessee from 2022-23, playing in 24 games altogether.
- Two-time SEC Academic Honor Roll who made two tackles in CFP game last year at Ohio State.
- Son of former All-Pro safety and two-time Super Bowl champion Rodney Harrison.

CAREER DEFENSE STATISTICS

| SEASON | GP | SOLO | ASST | TOTAL | TFL | SACKS | INT | PBU | FF | FR |
|--------------|-----------|-----------|-----------|-----------|------------|------------|----------|----------|----------|----------|
| 2022 (TEN) | 8 | 5 | 4 | 9 | 0.5 | 0 | 0 | 0 | 0 | 0 |
| 2023 (TEN) | 5 | 2 | 0 | 2 | 0 | 0 | 0 | 0 | 0 | 0 |
| 2024 (TEN) | 12 | 12 | 8 | 20 | 2.5 | 0.5 | 0 | 1 | 0 | 0 |
| 2025 | 7 | 19 | 12 | 31 | 1.5 | 0 | 0 | 5 | 0 | 0 |
| TOTAL | 32 | 38 | 24 | 62 | 4.5 | 0.5 | 0 | 6 | 0 | 0 |

CAREER HIGHS *At Tennessee (2022-24)

TACKLES: 10 vs. Iowa State, 10/4/25

TACKLES FOR LOSS: 1 (3x) last vs. Iowa State, 10/4/25

PASS BREAKUPS: 3 vs. UCF, 10/11/25



6 // TREVON GOLA-CALLARD

S / SR. / 6-1 / 190

LAS VEGAS, NEV. / PALO VERDE / SOUTHERN UTAH

ALL-BIG 12 TEAM OF THE WEEK (WEEK 3)

- Has started every game and ranks second on the team with 34 tackles.
- Opened season with Cincinnati-career-best 10 tackles in his first start as a Bearcat.
- Played in all 12 games in 2024, making presence known with consecutive big plays against Miami (OH). Posted third TFL of the season at Iowa State.
- Started 11 games for Southern Utah in 2023, tallying 70 tackles, six pass breakups, and two interceptions.
- Named All-UAC by Phil Steele.
- Two double-digit tackle performances, including a high of 12 stops against Central Arkansas.
- Recorded 47 tackles for NCAA Division II University of Mary in 2022, starting 10 games.

CAREER DEFENSE STATISTICS

| SEASON | GP | SOLO | ASST | TOTAL | TFL | SACKS | INT | PBU | FF | FR |
|--------------|-----------|------------|-----------|------------|-------------|----------|----------|-----------|----------|----------|
| 2022 (MARY) | 10 | 33 | 14 | 47 | 0.5 | 0 | 2 | 2 | 0 | 0 |
| 2023 (SUU) | 11 | 42 | 28 | 70 | 5.5 | 1 | 2 | 6 | 1 | 0 |
| 2024 | 12 | 19 | 6 | 25 | 3.0 | 0 | 1 | 2 | 0 | 1 |
| 2025 | 7 | 14 | 25 | 39 | 2.5 | 3 | 0 | 0 | 0 | 0 |
| TOTAL | 39 | 108 | 73 | 181 | 11.5 | 1 | 5 | 13 | 1 | 1 |

CAREER HIGHS *At Southern Utah (2023)

TOTAL TACKLES*: 12 vs. Central Ark. 9/30/23

TOTAL SACKS*: 1 vs. Lincoln (CA) 11/4/23

TACKLES FOR LOSS*: 1.5 (3x) last at Utah Tech 11/18/23

INTERCEPTIONS*: 1 (4x) last at Utah Tech 11/18/23



7 // LOGAN WILSON

CB / R-SR. / 5-9 / 183

DALLAS, TEXAS / BISHOP DUNNE / K-STATE / ULM / NORTH TEXAS

2024 CSC ACADEMIC ALL-DISTRICT

- Team-high six PBUs.
- Primary kick returner the last two years.
- Missed BGSU game due to injury; has started the other four games.
- One of four team captains this season; opened with two PBUs vs. Nebraska.
- Two-year starter and team captain at North Texas, where he played from 2021-23.
- Totaled 112 tackles with three interceptions and 11 passes defended at UNT, earning Honorable Mention All-Conference USA honors in 2022.
- Appeared in two games at ULM in 2020 before opting out.
- Did not see game action and redshirted at K-State in 2019.

CAREER DEFENSE STATISTICS

| SEASON | GP | SOLO | ASST | TOTAL | TFL | SACKS | INT | PBU | FF | FR |
|--------------|-----------|-----------|-----------|----------------------|------------|----------|----------|-----------|----------|----------|
| 2020 (ULM) | 2 | 0 | 0 | 0 | 0 | 0 | 0 | 0 | 0 | 0 |
| 2021 (UNT) | | | | DNP - Transfer Rules | | | | | | |
| 2022 (UNT) | 14 | 31 | 19 | 50 | 0 | 0 | 2 | 5 | 1 | 1 |
| 2023 (UNT) | 12 | 38 | 24 | 62 | 1.0 | 0 | 1 | 3 | 0 | 2 |
| 2024 | 12 | 9 | 11 | 20 | 1.5 | 0 | 1 | 4 | 0 | 0 |
| 2025 | 7 | 12 | 10 | 22 | 2.0 | 0 | 0 | 6 | 0 | 1 |
| TOTAL | 50 | 90 | 64 | 154 | 4.5 | 0 | 4 | 18 | 1 | 4 |

CAREER HIGHS *At North Texas (2022-23)

TACKLES*: 9 (2x) last at FIU, 9/9/23

PASS BREAKUPS: 2 (4x) last vs. Nebraska, 8/28/25

INTERCEPTIONS*: 1 (3x) last at Tulsa, 11/18/23



8 // ORMANIE ARNOLD

CB / R-JR. / 5-8 / 183

LONG BEACH, CALIF. / DOMINGUEZ / IDAHO

2024 CSC ACADEMIC ALL-DISTRICT

- Did not play against Nebraska due to injury but returned for Bowling Green.
- Played in all 12 games, starting the final two, last year.
- Season-high four tackles and a pass breakup vs. TCU in finale.
- Played first two seasons at Idaho, starting every game in 2023, and had three interceptions and eight pass breakups over his time in Moscow.

CAREER DEFENSE STATISTICS

| SEASON | GP | SOLO | ASST | TOTAL | TFL | SACKS | INT | PBU | FF | FR |
|--------------|-----------|-----------|-----------|-----------|----------|----------|----------|----------|----------|----------|
| 2022 (UI) | 3 | 3 | 1 | 4 | 0 | 0 | 1 | 0 | 0 | 0 |
| 2023 (UI) | 13 | 21 | 12 | 33 | 0 | 0 | 2 | 0 | 0 | 0 |
| 2024 | 12 | 11 | 5 | 16 | 0 | 0 | 2 | 0 | 0 | 0 |
| 2025 | 5 | 6 | 5 | 11 | 0 | 0 | 0 | 2 | 0 | 0 |
| TOTAL | 33 | 41 | 23 | 64 | 0 | 0 | 5 | 2 | 0 | 0 |

CAREER HIGHS

TACKLES: 4 (6x) last vs. TCU, 11/30/24

PLAYER PROFILES - DEFENSE



9 // JIQUAN SANKS

STAR / SO. / 5-10 / 195
COLUMBUS, GA. / CENTRAL (ALA.)

- Host of UC's "4 Claps" podcast with teammate Kye Stokes.
- First-career fumble recovery came in the UCF win.
- Career-high nine tackles in opener vs. Nebraska; ended last season with then-career-high six stops vs. TCU.
- Appeared in all 12 games as a freshman, starting five, including becoming the first true freshman to start a season opener for UC since Marquise Copeland in 2015.
- Season-high six tackles against Miami (OH) and TCU.

CAREER DEFENSE STATISTICS

| SEASON | GP | SOLO | ASST | TOTAL | TFL | SACKS | INT | PBU | FF | FR |
|--------|----|------|------|-------|-----|-------|-----|-----|----|----|
| 2024 | 12 | 23 | 19 | 42 | 1.0 | 0 | 0 | 1 | 1 | 0 |
| 2025 | 7 | 13 | 12 | 25 | 1.0 | 0 | 0 | 1 | 0 | 1 |
| TOTAL | 19 | 36 | 31 | 67 | 2.0 | 0 | 0 | 2 | 1 | 1 |

CAREER HIGHS

TACKLES: 9 vs. Nebraska, 8/28/25



10 // TAYDEN BARNES

S / R-SO. / 5-8 / 185
AMARILLO, TEXAS / TASCOSA / NEW MEXICO STATE

- All-Freshman Conference USA in 2024 and Defensive Player of the Week on Sept. 2.
- Third on NM State with 57 tackles from the nickel position.

CAREER DEFENSE STATISTICS

| SEASON | GP | SOLO | ASST | TOTAL | TFL | SACKS | INT | PBU | FF | FR |
|-------------|----|------|------|-------|-----|-------|-----|-----|----|----|
| 2023 (NMSU) | 2 | 0 | 0 | 0 | 0 | 0 | 0 | 0 | 0 | 0 |
| 2024 (NMSU) | 12 | 38 | 19 | 57 | 1.5 | 0 | 2 | 6 | 1 | 0 |
| 2025 | 7 | 10 | 8 | 18 | 1.0 | 0 | 0 | 0 | 0 | 0 |
| TOTAL | 21 | 48 | 27 | 75 | 2.5 | 0 | 2 | 6 | 1 | 0 |

CAREER HIGHS *At New Mexico State (2023-24)

TACKLES*: 9, vs. SE Missouri State, 8/31/24

TACKLES FOR LOSS*: 1.5, vs. SE Missouri State, 8/31/24

INTERCEPTIONS*: 1 (2x) last at Texas A&M, 11/16/24



11 // JAKE GOLDAY

LB / R-SR. / 6-4 / 240
ARLINGTON, TENN. / ARLINGTON / CENTRAL ARKANSAS

BIG 12 DEFENSIVE PLAYER OF THE WEEK (NEBRASKA, IOWA STATE)
REESE'S SENIOR BOWL DPOTW (IOWA STATE)

- Panini Senior Bowl Defensive Player of the Week and Big 12 Defensive Player of the Week from Iowa State game (13 tackles, sack, forced fumble, PBU and fourth-down red zone stop in fourth quarter).
- Second-highest PFF LB in Big 12 (83.7), 8.9 tackles per game are third nationally and 23rd in Big 12.
- Has led UC in tackles five times this season.
- Big 12 Defensive Player of the Week following his 12 tackles against Nebraska, including pivotal sack on Nebraska's last offensive possession to help give UC chance to win.
- Followed it up with career-high 14 tackles against Bowling Green, the most by a Bearcat since 2022.
- Member of Bruce Feldman's annual "Freaks" list.
- Both of his parents played basketball at Union University in Jackson, Tenn.
- Named Big 12 Newcomer of the Week following his performance at UCF.
- Absolute force in road win at UCF; recovering his own forced fumble deep in UCF territory early in the game among a 2.5 TFL, 1.5-sack performance.
- Played 2021-23 seasons at Central Arkansas.
- Posted team-high 84 tackles in 2023 as well as 7.0 TFL and 4.5 sacks.

CAREER DEFENSE STATISTICS

| SEASON | GP | SOLO | ASST | TOTAL | TFL | SACKS | INT | PBU | FF | FR |
|------------|----|------|------|-------|------|-------|-----|-----|----|----|
| 2021 (UCA) | 4 | 2 | 2 | 4 | 0.5 | 0.5 | 0 | 0 | 0 | 0 |
| 2022 (UCA) | 11 | 20 | 17 | 37 | 5.5 | 1.0 | 0 | 0 | 1 | 0 |
| 2023 (UCA) | 11 | 29 | 55 | 84 | 7.0 | 4.5 | 0 | 0 | 1 | 2 |
| 2024 | 12 | 28 | 30 | 58 | 7.0 | 1.5 | 0 | 2 | 2 | 1 |
| 2025 | 7 | 28 | 34 | 62 | 3.0 | 3.0 | 0 | 1 | 1 | 0 |
| TOTAL | 46 | 107 | 139 | 246 | 23.0 | 10.5 | 0 | 3 | 5 | 3 |

CAREER HIGHS *At Central Arkansas (2021-23)

TACKLES: 14, (2x) last vs. Bowling Green, 9/6/25

TACKLES FOR LOSS: 2.5 at UCF, 10/12/24

SACKS: 1.5 (2x) last at UCF, 10/12/24



16 // JAYLON WHITE-MCCLAIN

DL / R-JR. / 6-4 / 273
VIRGINIA BEACH, VA. / KEMPSVILLE / OLD DOMINION

- Forced a fumble in the win vs. Bowling Green.
- Started 12 games for Old Dominion in 2024, including four tackles with one for loss at South Carolina.
- Played left tackle his senior season of high school and did not allow a sack in 209 snaps.

CAREER DEFENSE STATISTICS

| SEASON | GP | SOLO | ASST | TOTAL | TFL | SACKS | INT | PBU | FF | FR |
|------------|----|------|------|-------|-----|-------|-----|-----|----|----|
| 2022 (ODU) | 3 | 3 | 3 | 6 | 1.0 | 0 | 0 | 0 | 0 | 0 |
| 2023 (ODU) | 11 | 4 | 11 | 15 | 0.5 | 0 | 0 | 0 | 0 | 0 |
| 2024 (ODU) | 12 | 14 | 27 | 41 | 3.0 | 1 | 0 | 2 | 1 | 0 |
| 2025 | 7 | 2 | 8 | 10 | 0.5 | 0 | 0 | 0 | 1 | 0 |
| TOTAL | 33 | 23 | 49 | 72 | 5.0 | 1 | 0 | 2 | 2 | 0 |

CAREER HIGHS *At Old Dominion (2022-24)

TACKLES*: 6 at Coastal Carolina, 10/5/24

TACKLES FOR LOSS*: 1 (3x) last vs. East Carolina, 9/7/24

PLAYER PROFILES - DEFENSE



17 // BRIAN SIMMS

LB / R-SO. / 6-3 / 235
BALTIMORE, MD. / ST. FRANCES ACADEMY


- Forced fumble in UCF win that was recovered by Jiquan Sanks.
- Logged first career sack vs. Nebraska in Week 1, also tallied a sack vs. Northwestern State.
- Played in all 12 games, making a start against K-State late in the year, in 2024.

CAREER DEFENSE STATISTICS

| SEASON | GP | SOLO | ASST | TOTAL | TFL | SACKS | INT | PBU | FF | FR |
|--------------|-----------|-----------|-----------|-----------|------------|------------|----------|----------|----------|----------|
| 2023 | 2 | 0 | 0 | 0 | 0 | 0 | 0 | 0 | 0 | 0 |
| 2024 | 12 | 6 | 11 | 17 | 0.5 | 0 | 0 | 0 | 0 | 0 |
| 2025 | 7 | 7 | 10 | 17 | 3.0 | 2.0 | 0 | 0 | 1 | 0 |
| TOTAL | 21 | 13 | 21 | 34 | 3.5 | 2.0 | 0 | 0 | 1 | 0 |

CAREER HIGHS

TACKLES: 4 vs. Towson, 8/31/24
TACKLES FOR LOSS: 1.5 vs. Nebraska, 8/25/25
SACKS: 1 vs. Nebraska, 8/25/25



21 // CJ MCCRAY

DL / R-SR. / 6-3 / 260
LUMBERTON, N.C. / VIRGINIA TECH

- Tallied 45 tackles (six for loss) across four seasons at Virginia Tech.
- Career-best 21 stops and 3.5 sacks in 2023.
- Spent 2020 at Marshall but did not play.

CAREER DEFENSE STATISTICS

| SEASON | GP | SOLO | ASST | TOTAL | TFL | SACKS | INT | PBU | FF | FR |
|--------------|-----------|-----------|-----------|-----------|------------|------------|----------|----------|----------|----------|
| 2021 (VT) | 4 | 1 | 1 | 2 | 0 | 0 | 0 | 0 | 0 | 0 |
| 2022 (VT) | 11 | 8 | 12 | 20 | 2.5 | 2 | 0 | 0 | 1 | 0 |
| 2023 (VT) | 13 | 8 | 13 | 21 | 3.5 | 3.5 | 0 | 0 | 0 | 1 |
| 2024 (VT) | 8 | 1 | 1 | 2 | 0 | 0 | 0 | 0 | 0 | 0 |
| 2025 | 7 | 0 | 6 | 6 | 0.5 | 0.5 | 0 | 0 | 0 | 0 |
| TOTAL | 43 | 18 | 33 | 51 | 6.5 | 6.0 | 0 | 0 | 1 | 1 |

CAREER HIGHS *At Virginia Tech (2021-24)
TACKLES: 5 (2x) last at Marshall, 9/23/23*



22 // JONATHAN THOMPSON

LB / R-JR. / 6-2 / 230
COLUMBUS, OHIO / ST. FRANCIS DE SALES

- Electric as a reserve against Nebraska, tying career-high of nine tackles to go with 1.5 for loss, a sack and forced fumble.
- Bowling Green start was ninth of his career (four each in 2023 and 2024).
- Career and team-high nine tackles at Iowa State last year.
- First-career sack came against Pitt, which was first-and-goal from the 8 late in the first half and eventually forcing a field goal.
- Emerged as a starter in midseason 2023, collecting four starts.
- First start came against Iowa State, finishing with eight tackles.
- Posted eight more stops against Baylor and had career-best nine with a pair of TFLs in finale versus Kansas.
- Redshirted in 2022; went to same high school as former head coach Luke Fickell.

CAREER DEFENSE STATISTICS

| SEASON | GP | SOLO | ASST | TOTAL | TFL | SACKS | INT | PBU | FF | FR |
|--------------|-----------|-----------|-----------|------------|-------------|------------|----------|----------|----------|----------|
| 2023 | 12 | 20 | 11 | 31 | 4.0 | 0 | 0 | 0 | 0 | 0 |
| 2024 | 11 | 22 | 27 | 49 | 5.0 | 2.0 | 0 | 3 | 1 | 0 |
| 2025 | 7 | 17 | 19 | 36 | 3.5 | 1.0 | 0 | 0 | 1 | 1 |
| TOTAL | 30 | 59 | 57 | 116 | 12.5 | 3.0 | 0 | 3 | 2 | 1 |

CAREER HIGHS

TACKLES: 9, 3x, last vs. Nebraska, 8/28/25
TACKLES FOR LOSS: 2 vs. Kansas, 11/25/23
SACKS: 1, 3x, last vs. Nebraska, 8/28/25



31 // SIMEON COLEMAN

LB / SO. / 5-11 / 225
SEAT PLEASANT, MD. / ST. FRANCES
2024 FRESHMAN ALL-AMERICAN BY PFF, 247 AND ON3

- Has started five of seven games.
- Appeared in all 12 games last season, earning start at Iowa State.
- Season-high six tackles and forced fumble at Kansas State.
- Second-Team Junior All-American by MaxPreps, where team was also top-10 nationally.

CAREER DEFENSE STATISTICS

| SEASON | GP | SOLO | ASST | TOTAL | TFL | SACKS | INT | PBU | FF | FR |
|--------------|-----------|-----------|-----------|-----------|------------|----------|----------|----------|----------|----------|
| 2024 | 12 | 14 | 18 | 32 | 4.5 | 0 | 0 | 0 | 1 | 0 |
| 2025 | 7 | 14 | 8 | 22 | 1.0 | 0 | 0 | 0 | 0 | 0 |
| TOTAL | 19 | 28 | 26 | 54 | 5.5 | 0 | 0 | 0 | 1 | 0 |

CAREER HIGHS

TACKLES: 6, 2x, last vs. UCF, 10/11/25
TACKLES FOR LOSS: 2 at Texas Tech, 9/28/24

PLAYER PROFILES - DEFENSE

**36 // XAVIER WILLIAMS**

S / R-SR. / 6-2 / 220

MCDONOUGH, GA. / CHARLOTTE / UCF / MIDDLE TENNESSEE

- Forced first-career fumble in Cincinnati debut vs. Nebraska.
- Honorable Mention All-CUSA after leading Middle Tennessee in tackles (77) with nine starts in 2024, his first season on defense.
- Previously a QB at UCF (did not play in 2023) and Charlotte (2021-22); completed 34-of-67 passes for 420 yards with two TDs, including a 67-yard TD run.

CAREER DEFENSE STATISTICS

| SEASON | GP | SOLO | ASST | TOTAL | TFL | SACKS | INT | PBU | FF | FR |
|--------------|-----------|-----------|-----------|-----------|------------|----------|----------|----------|----------|----------|
| 2024 (MT) | 10 | 54 | 23 | 77 | 3.0 | 0 | 1 | 3 | 0 | 1 |
| 2025 | 7 | 7 | 11 | 18 | 0 | 0 | 0 | 0 | 1 | 0 |
| TOTAL | 17 | 61 | 34 | 95 | 3.0 | 0 | 1 | 3 | 1 | 1 |

CAREER HIGHS * Middle Tennessee (2024)**TACKLES:** 13 (2x) last vs. Liberty, 11/9/24**46 // ANTWAN PEEK JR.**

STAR / R-JR. / 6-1 / 214

CINCINNATI, OHIO / INDIAN HILL

PFF NATIONAL TEAM OF THE WEEK (WEEK 7)

- Big 12's top-rated safety according to PFF (90.2), ranking fourth nationally.
- Pivotal forced and recovered fumble at the goal line against Kansas early in the fourth quarter prevented the Jayhawks from taking the lead; game also included his first sack of 2024.
- Father, Antwan Sr., holds UC season (7) and career (17) forced fumble records.
- Six tackles and 0.5 TFL in the win vs. Bowling Green.
- Third on team in tackles (56) last season.
- Career-high nine tackles in back-to-back wins against UCF and Arizona State.
- Forced his fourth fumble of the year against Arizona State to set up UC's first touchdown two plays later. His father, Antwan Sr., holds the season record of 7.
- Forced two fumbles at UCF, the most by a Bearcat since 2019, and his father holds the school record with 3 against ULM in 2001.
- Walk-on in 2023 who worked his way onto the depth chart to be a regular contributor as a redshirt-freshman.
- Earned a start at Oklahoma State and finished season with 17 tackles.
- Father, Antwan Peek Sr., was one of the greatest defensive players in program history before a five-year NFL career and UC Athletics Hall of Fame induction in 2023.

CAREER DEFENSE STATISTICS

| SEASON | GP | SOLO | ASST | TOTAL | TFL | SACKS | INT | PBU | FF | FR |
|--------------|-----------|-----------|-----------|------------|------------|------------|----------|----------|----------|----------|
| 2023 | 12 | 10 | 7 | 17 | 0 | 0 | 0 | 0 | 0 | 0 |
| 2024 | 11 | 33 | 23 | 56 | 1.0 | 0 | 0 | 1 | 4 | 0 |
| 2025 | 7 | 13 | 14 | 27 | 2.0 | 1.0 | 0 | 0 | 2 | 1 |
| TOTAL | 30 | 56 | 44 | 100 | 3.0 | 1.0 | 0 | 1 | 6 | 1 |

CAREER HIGHS**TACKLES:** 9 (2x) last vs. Arizona State, 10/19/24**FORCED FUMBLES:** 2 at UCF, 10/12/24**49 // JACK DINGLE**

LB / R-SR. / 6-4 / 240

LOUISVILLE, KY. / TRINITY

- Career-high 1.5 sacks vs. Bowling Green, including a solo on first-and-goal from the 4 that led to a field goal.
- Named to Bruce Feldman's "Freaks List" in 2024.
- Third member of his family to play at Cincinnati – Father, Nate, was a standout defensive lineman from 1990-93, a captain as a senior in 1993, who played in the NFL, and brother, Jacob, played safety from 2019-22.
- Started 11 of 12 games at middle linebacker in 2023 and was an Iron Bearcat in Winter 2024 for his workout performance.
- Made four stops with a TFL and PBU vs. UCF despite playing with cast on his hand.
- Backup linebacker and special teamer who played in 12 games and tallied 13 tackles with a half-TFL in 2022.

CAREER DEFENSE STATISTICS

| SEASON | GP | SOLO | ASST | TOTAL | TFL | SACKS | INT | PBU | FF | FR |
|--------------|-----------|-----------|-----------|------------|------------|------------|----------|----------|----------|----------|
| 2022 | 12 | 0 | 13 | 13 | 0.5 | 0 | 0 | 0 | 0 | 0 |
| 2023 | 12 | 28 | 25 | 53 | 5.0 | 1.0 | 0 | 1 | 0 | 2 |
| 2024 | 12 | 19 | 19 | 38 | 0 | 0 | 0 | 1 | 0 | 0 |
| 2025 | 6 | 9 | 13 | 22 | 2.0 | 2.0 | 0 | 0 | 0 | 0 |
| TOTAL | 42 | 56 | 70 | 126 | 7.5 | 3.0 | 0 | 2 | 0 | 2 |

CAREER HIGHS**TACKLES:** 7 (4x) last at Oklahoma State 10/28/23**TACKLES FOR LOSS:** 2 at Pittsburgh 9/9/23**SACKS:** 1.5 vs. Bowling Green, 9/6/25**90 // JALEN HUNT**

DL / R-SR. / 6-2 / 315

DETROIT, MICH. / MICHIGAN STATE

- Has started every game, with career-highs in tackles, TFLs and sacks in the Iowa State win.
- Missed 2024 due to a preseason injury.
- Saw action for UC in all 12 games in 2023.
- Earned starts at Michigan State from 2020-22, missing five games in 2022 due to injury.

CAREER DEFENSE STATISTICS

| SEASON | GP | SOLO | ASST | TOTAL | TFL | SACKS | INT | PBU | FF | FR |
|--------------|-----------|-----------|-----------|-----------|------------|------------|----------|----------|----------|----------|
| 2020 (MSU) | 5 | 4 | 1 | 5 | 2.0 | 0 | 0 | 0 | 0 | 0 |
| 2021 (MSU) | 11 | 3 | 2 | 5 | 0 | 0 | 0 | 0 | 0 | 0 |
| 2022 (MSU) | 7 | 5 | 4 | 9 | 0 | 0 | 0 | 0 | 0 | 0 |
| 2023 | 12 | 1 | 2 | 3 | 0.5 | 0 | 0 | 0 | 0 | 0 |
| 2025 | 7 | 6 | 7 | 13 | 3.0 | 2.0 | 0 | 0 | 0 | 0 |
| TOTAL | 42 | 19 | 16 | 35 | 5.5 | 2.0 | 0 | 0 | 0 | 0 |

CAREER HIGHS**TACKLES:** 5 vs. Iowa State, 10/4/25**TACKLES FOR LOSS:** 2 vs. Iowa State, 10/4/25**SACKS:** 2 vs. Iowa State, 10/4/25

PLAYER PROFILES - DEFENSE / SPECIAL TEAMS

**99 // ROB JACKSON**


DE / R-SR. / 6-4 / 277

PHILADELPHIA, PA. / ARCHBISHOP WOOD

- Made first-career start in the 2024 opener vs. Towson and earned another against Pitt.
- Rotational defensive end who appeared in career-high eight games in 2023.
- Had three tackles, including one for loss, at West Virginia in 2023.
- Appeared in seven games over the 2021-22 seasons, redshirting in 2021.

CAREER DEFENSE STATISTICS

| SEASON | GP | SOLO | ASST | TOTAL | TFL | SACKS | INT | PBU | FF | FR |
|--------------|-----------|-----------|-----------|-----------|------------|------------|----------|----------|----------|----------|
| 2021 | 3 | 2 | 0 | 2 | 0 | 0 | 0 | 0 | 0 | 0 |
| 2022 | 4 | 1 | 3 | 4 | 0 | 0 | 0 | 0 | 0 | 0 |
| 2023 | 8 | 1 | 7 | 8 | 2.0 | 0 | 0 | 0 | 0 | 0 |
| 2024 | 10 | 6 | 10 | 16 | 0.5 | 0.5 | 0 | 0 | 0 | 0 |
| 2025 | 6 | 2 | 3 | 5 | 2.0 | 1.5 | 0 | 0 | 0 | 0 |
| TOTAL | 31 | 12 | 23 | 35 | 4.5 | 2.0 | 0 | 0 | 0 | 0 |

CAREER HIGHS**TACKLES:** 3 at West Virginia, 11/18/23**TACKLES FOR LOSS:** 1 at West Virginia, 11/18/23**99 // STEPHEN RUSNAK**

K / R-SR. / 6-0 / 200


CLARKSTON, MICH. / MICHIGAN STATE / CHARLOTTE

BIG 12 SPECIAL TEAMS PLAYER OF THE WEEK (KANSAS)

- Only kicker nationally to have not missed a field goal since the start of the 2024 season.
- Big 12's Special Teams Player of the Week following the Kansas win, including his 3-for-3 field goal showing.
- Has made 20-straight field goals dating back to last year at Charlotte, with eight of those being from 40-plus yards.
- Opened UC's season scoring with 45-yard field goal vs. Nebraska.
- All-AAC Third Team last year at Charlotte, where he was perfect on 11 field goal attempts (5-of-5 from 40-plus).
- Three of those were from 50 or more, highlighted by 54 yards vs. Gardner-Webb.
- One of two kickers nationally with 10 or more FGA to be perfect on those and PATs.
- Spent 2021-23 seasons at Michigan State.
- Also played golf and soccer in high school.

CAREER FIELD GOAL STATISTICS

| SEASON | FG | PCT. | PAT | 1-19 | 20-29 | 30-39 | 40-49 | 50+ | LG | PTS |
|--------------|--------------|-------------|--------------|------------|------------|------------|------------|------------|-----------|------------|
| 2021 (MSU) | 0-1 | .000 | 4-5 | 0-0 | 0-0 | 0-0 | 0-1 | 0-0 | 0 | 4 |
| 2022 (MSU) | 0-0 | .000 | 1-1 | 0-0 | 0-0 | 0-0 | 0-0 | 0-0 | 0 | 1 |
| 2023 (MSU) | 0-0 | .000 | 3-3 | 0-0 | 0-0 | 0-0 | 0-0 | 0-0 | 0 | 3 |
| 2024 (CHA) | 11-11 | 1.000 | 25-25 | 0-0 | 4-4 | 2-2 | 2-2 | 3-3 | 54 | 58 |
| 2025 | 9-9 | 1.000 | 32-32 | 0-0 | 4-4 | 2-2 | 3-3 | 0-0 | 45 | 52 |
| TOTAL | 20-21 | 95.2 | 65-66 | 0-0 | 8-8 | 4-4 | 5-6 | 3-3 | 54 | 118 |

CAREER HIGHS *At Charlotte (2024)**FG MADE*:** 4 at Florida Atlantic, 11/23/24**LONGEST FG MADE*:** 54 vs. Gardner-Webb, 9/14/24**31 // MAX FLETCHER**

P / R-JR. / 6-6 / 190

MELBOURNE, AUSTRALIA / ARKANSAS / PROKICK

BIG 12 SPECIAL TEAMS PLAYER OF THE WEEK (UCF)**2023 ALL-SEC SECOND TEAM (ARKANSAS)**

- Donating \$20 for every punt downed inside the 20 to Save the Animals Foundation.
- Eight of his 11 Big 12 punts have been downed inside the 20.
- Cincinnati ranks eighth nationally in net punting (44.8) thanks to his play.
- First punt against Iowa State went for 60 and was downed at the 1, the latter marking UC's first since brother Mason at UCF in 2024.
- All three of his punts at Kansas went for 50-plus-yarders downed inside the 20.
- Two punts vs. Bowling Green, including a season-long 62-yarder.
- Punted four times for an average of 45.3 yards vs. Nebraska, landing two inside the 20-yard line.
- Brother of four-year Cincinnati letterwinner and 2022 All-American Mason Fletcher.
- Second-Team All-SEC for Arkansas in 2023.
- Transferred to Cincinnati last year to take a redshirt and be teammates with his brother.
- Father, Dustin, enjoyed 23-year professional career in Australian Rules Football.

CAREER PUNTING STATISTICS

| SEASON | NO | YDS | AVG | LONG | I20 | 50+ | BL |
|--------------|------------|-------------|-------------|-----------|-----------|-----------|----------|
| 2022 (ARK) | 38 | 1,424 | 37.5 | 51 | 14 | 5 | 0 |
| 2023 (ARK) | 59 | 2,270 | 46.9 | 71 | 19 | 23 | 0 |
| 2025 | 21 | 940 | 44.8 | 62 | 12 | 8 | 0 |
| TOTAL | 118 | 5134 | 43.5 | 71 | 45 | 36 | 0 |

CAREER HIGHS *At Arkansas (2022-23)**PUNT ATTEMPTS*:** 8, 2x, last vs. Auburn, 11/11/23**LONGEST PUNT*:** 71, vs. Auburn, 11/11/23**PUNTS INSIDE THE 20*:** 4, 3x, last vs. Mississippi State, 10/21/23

2025 CINCINNATI FOOTBALL

| STARTERS | | | | | | | | | | | |
|--------------------|--------|------------|----------|-----|--------|-------|------------|--------|----------|--------|--------|
| OFFENSE | LT | LG | C | RG | RT | TE | WR/TE | WR | WR | QB | RB |
| vs. NEBRASKA | Cotton | Tengesdahl | Gerhardt | Tyo | Buford | Royer | Allen (WR) | Goodie | Caldwell | Sorsby | Pryor |
| BOWLING GREEN | Cotton | Tengesdahl | Gerhardt | Tyo | Buford | Royer | Gurd (TE) | Allen | Caldwell | Sorsby | Pryor |
| NORTHWESTERN STATE | Cotton | Tengesdahl | Gerhardt | Tyo | Green | Royer | Allen (WR) | Goodie | Caldwell | Sorsby | Pryor |
| AT KANSAS | Cotton | Tengesdahl | Gerhardt | Tyo | Buford | Royer | Allen (WR) | Goodie | Caldwell | Sorsby | Walker |
| IOWA STATE | Cotton | Tengesdahl | Gerhardt | Tyo | Buford | Royer | Allen (WR) | Goodie | Jennings | Sorsby | Walker |
| UCF | Cotton | Tengesdahl | Gerhardt | Tyo | Buford | Royer | Allen (WR) | Goodie | Jennings | Sorsby | Walker |
| AT OKLAHOMA STATE | Cotton | Tengesdahl | Gerhardt | Tyo | Buford | Royer | Allen (WR) | Goodie | Caldwell | Sorsby | Pryor |
| BAYLOR | | | | | | | | | | | |
| AT UTAH | | | | | | | | | | | |
| ARIZONA | | | | | | | | | | | |
| BYU | | | | | | | | | | | |
| AT TCU | | | | | | | | | | | |

| DEFENSE | DE | DT | DE | LB | MLB | LB | STAR | CB | CB | S | S |
|--------------------|------|----------|------------|------------|--------|------------|----------|----------|--------|----------|--------------|
| vs. NEBRASKA | Hunt | Corleone | M. Coleman | Golday | Dingle | S. Coleman | Sanks | Wilson | McDoom | Harrison | Gola-Callard |
| BOWLING GREEN | Hunt | Corleone | M. Coleman | Golday | Dingle | Thompson | Sanks | D. James | McDoom | Harrison | Gola-Callard |
| NORTHWESTERN STATE | Hunt | Rogers | M. Coleman | Weedon | Golday | S. Coleman | Sanks | Wilson | McDoom | Harrison | Gola-Callard |
| AT KANSAS | Hunt | Rogers | M. Coleman | Golday | Dingle | S. Coleman | Peek Jr. | Wilson | McDoom | Harrison | Gola-Callard |
| IOWA STATE | Hunt | Corleone | M. Coleman | Golday | Dingle | S. Coleman | Peek Jr. | Wilson | McDoom | Harrison | Gola-Callard |
| UCF | Hunt | Corleone | M. Coleman | Golday | Dingle | Thompson | Peek Jr. | Wilson | McDoom | Harrison | Gola-Callard |
| AT OKLAHOMA STATE | Hunt | Corleone | M. Coleman | S. Coleman | Golday | Thompson | Sanks | Wilson | McDoom | Harrison | Gola-Callard |
| BAYLOR | | | | | | | | | | | |
| AT UTAH | | | | | | | | | | | |
| ARIZONA | | | | | | | | | | | |
| BYU | | | | | | | | | | | |
| AT TCU | | | | | | | | | | | |

| START CHART | | | | | | | | | | | |
|------------------------|------|------|-------|-------------------------|------|------|-------|---------------------------|------|------|-------|
| | 2025 | CAR. | CONS. | | 2025 | CAR. | CONS. | | 2025 | CAR. | CONS. |
| Cyrus Allen, WR* | 7 | 29 | 7 | Patrick Gurd, TE* | 1 | 1 | 0 | Brian Simms, LB | 0 | 1 | 0 |
| Ormanie Arnold, CB | 0 | 2 | 0 | Christian Harrison, DB* | 7 | 11 | 7 | Brendan Sorsby, QB | 7 | 26 | 25 |
| Tayden Barnes, DB* | 0 | 12 | 0 | Jalen Hunt, DL | 7 | 13 | 7 | Evan Tengesdahl, OL | 7 | 7 | 7 |
| Deondre Buford, OL | 6 | 28 | 4 | Barry Jackson Jr., WR | 0 | 2 | 0 | Jonathan Thompson, LB | 3 | 10 | 2 |
| Kamari Burns, DL | 0 | 1 | 0 | Rob Jackson, DE | 0 | 9 | 0 | Taran Tyo, OL* | 7 | 31 | 31 |
| Jeff Caldwell, WR* | 5 | 27 | 1 | Daniel James, CB | 1 | 1 | 0 | Tawee Walker, RB* | 3 | 13 | 0 |
| Mikah Coleman, DL | 7 | 12 | 7 | Noah Jennings, WR* | 2 | 16 | 0 | Montay Weedon, LB | 1 | 3 | 0 |
| Simeon Coleman, LB | 5 | 6 | 1 | Brady Lichtenberg, QB | 0 | 1 | 0 | Jaylon White-McClain, DL* | 0 | 13 | 0 |
| Dontay Corleone, DL | 5 | 28 | 3 | Xavier Lozowicki, OL | 0 | 2 | 0 | Chance Williams, RB | 0 | 3 | 0 |
| Joe Cotton, OL* | 7 | 34 | 34 | CJ McCray, DL* | 0 | 1 | 0 | Logan Wilson, DB | 6 | 26 | 5 |
| Jack Dingle, LB | 6 | 31 | 4 | Matthew McDoom, DB* | 7 | 24 | 7 | | | | |
| Gavin Gerhardt, OL | 7 | 42 | 30 | Cam Roetherford, DE | 0 | 3 | 0 | | | | |
| Trevon Gola-Callard, S | 7 | 28 | 7 | Joe Royer, TE | 7 | 19 | 19 | | | | |
| Jake Golday, LB | 7 | 26 | 7 | Antwan Peek Jr., DB | 3 | 10 | 0 | | | | |
| Caleb Goodie, WR* | 7 | 15 | 12 | Evan Pryor, RB | 4 | 4 | 1 | | | | |
| Ethan Green, OL | 1 | 1 | 0 | Isaiah Rogers, DL* | 2 | 14 | 0 | | | | |
| Gavin Grover, TE | 0 | 1 | 0 | Jiquan Sanks, STAR | 4 | 10 | 1 | | | | |

*First-year transfer

THE LAST TIME

SCORING

| | |
|--------------------------|-------------------------------------|
| Scored 30 or more points | 49 at Oklahoma State (10/18/25) |
| Scored 40 or more points | 49 at Oklahoma State (10/18/25) |
| Scored 50 or more points | 70 vs. Northwestern State (9/13/25) |
| Scored 60 or more points | 70 vs. Northwestern State (9/13/25) |
| Scored 70 or more points | 70 vs. Northwestern State (9/13/25) |

TOTAL OFFENSE

| | |
|-------------------------------|----------------------------------|
| Had more than 400 total yards | 427 at Oklahoma State (10/18/25) |
| Had more than 450 total yards | 474 vs. Iowa State (10/4/25) |
| Had more than 500 total yards | 603 at Kansas (9/27/25) |
| Had more than 550 total yards | 603 at Kansas (9/27/25) |
| Had more than 600 total yards | 603 at Kansas (9/27/25) |
| Had more than 650 total yards | 658 vs. Towson (8/31/24) |
| Had more than 700 total yards | 741 vs. Alabama A&M (9/15/18) |

RUSHING OFFENSE

| | |
|------------------------------|----------------------------------|
| Rushed for 150 or more yards | 157 at Oklahoma State (10/18/25) |
| Rushed for 200 or more yards | 260 vs. Iowa State (10/4/25) |
| Rushed for 250 or more yards | 260 vs. Iowa State (10/4/25) |
| Rushed for 300 or more yards | 349 vs. UCF (10/14/21) |
| Rushed for 350 or more yards | 409 vs. Alabama A&M (9/15/18) |
| Rushed for 400 or more yards | 409 vs. Alabama A&M (9/15/18) |

PASSING OFFENSE

| | |
|------------------------------|----------------------------------|
| Passed for 250 or more yards | 270 at Oklahoma State (10/18/25) |
| Passed for 300 or more yards | 388 at Kansas (9/27/25) |
| Passed for 350 or more yards | 388 at Kansas (9/27/25) |
| Passed for 400 or more yards | 426 @ Texas Tech (9/28/24) |
| Passed for 450 or more yards | 523 @ Houston (11/7/15) |
| Passed for 500 or more yards | 523 @ Houston (11/7/15) |
| Passed for 600 or more yards | 620 @ Memphis (9/24/15) |

SCORING DEFENSE

| | |
|----------------------------|------------------------------------|
| Allowed 0 points | 0 vs. Northwestern State (9/13/25) |
| Allowed 3 or fewer points | 0 vs. Northwestern State (9/13/25) |
| Allowed 7 or fewer points | 0 vs. Northwestern State (9/13/25) |
| Allowed 10 or fewer points | 0 vs. Northwestern State (9/13/25) |
| Allowed 14 or fewer points | 11 vs. UCF (10/11/25) |

TOTAL DEFENSE

| | |
|------------------------------------|--------------------------------------|
| Allowed fewer than 75 total yards | 53 vs. Kansas (9/20/97) |
| Allowed fewer than 100 total yards | 87 @ Miami (OH) (9/21/13) |
| Allowed fewer than 125 total yards | 102 vs. Northwestern State (9/13/25) |
| Allowed fewer than 150 total yards | 102 vs. Northwestern State (9/13/25) |
| Allowed fewer than 175 total yards | 102 vs. Northwestern State (9/13/25) |
| Allowed fewer than 200 total yards | 102 vs. Northwestern State (9/13/25) |
| Allowed fewer than 225 total yards | 102 vs. Northwestern State (9/13/25) |
| Allowed fewer than 250 total yards | 102 vs. Northwestern State (9/13/25) |

RUSHING DEFENSE

| | |
|----------------------------|-------------------------------------|
| Allowed 0 or fewer yards | -3 @ Miami (OH) (10/1/11) |
| Allowed 25 or fewer yards | 24 @ Miami (OH) (9/14/24) |
| Allowed 50 or fewer yards | 24 @ Miami (OH) (9/14/24) |
| Allowed 75 or fewer yards | 69 vs. Northwestern State (9/13/25) |
| Allowed 100 or fewer yards | 69 vs. Northwestern State (9/13/25) |

PASSING DEFENSE

| | |
|----------------------------|-------------------------------------|
| Allowed 0 passing yards | -1 vs. Xavier (10/9/71) |
| Allowed 50 or fewer yards | 33 vs. Northwestern State (9/13/25) |
| Allowed 100 or fewer yards | 33 vs. Northwestern State (9/13/25) |
| Allowed 150 or fewer yards | 149 at Oklahoma State (10/18/25) |
| Allowed 175 or fewer yards | 149 at Oklahoma State (10/18/25) |
| Allowed 200 or fewer yards | 149 at Oklahoma State (10/18/25) |

SPECIAL SITUATIONS

| | |
|--|--|
| Scored on the first play from scrimmage | Scott 53-yard pass from Ridder vs. SMU (11/20/21) |
| Had a game-winning field goal | Ryan Coe, 21 yards vs. ECU (11/11/22) |
| Kicked a 50-yard field goal | Nathan Hawks, 51 yards @ UCF (10/12/24) |
| UC shut out its opponent | vs. Northwestern State (9/13/25, W, 70-0) |
| UC was shut out | @ No. 5 Ohio State (9/7/19, L 42-0) |
| Converted a 2-point play | Evan Prater from Emory Jones vs. Baylor (10/21/23) |
| A player scored on a pass, rush and rec. TD in same game | Desmond Ridder vs. SMU (11/20/21) |

INDIVIDUAL RUSHING

| | |
|--|--|
| Had a player rush for 100 or more yards | 111 by Evan Pryor vs. Iowa State (10/4/25) |
| Had a player rush for 150 or more yards | 153 by Corey Kiner @ Pitt (9/9/23) |
| Had a player rush for 200 or more yards | 212 by Mike Boone vs. USF (10/24/14) |
| Had a player rush for 225 or more yards | 238 by Richard Hall vs. Miami OH (9/11/04) |
| Had two players rush for 100 or more yards | 143 (Sorsby) & 120 (Kiner) @ Iowa State (11/16/24) |
| Had a player rush for 2 or more TDs | 2 by Evan Pryor vs. Iowa State (10/4/25) |
| Had a player rush for 3 or more TDs | 4 by Jerome Ford vs. UCF (10/14/21) |
| Had a player rush for 4 or more TDs | 4 by Jerome Ford vs. UCF (10/14/21) |
| Had a player rush for 5 or more TDs | 6 by Ike Stewart vs. Transylvania (10/5/1912) |

INDIVIDUAL PASSING

| | |
|---|---|
| Had a player pass for 200 or more yards | 270 by Brendan Sorsby at Oklahoma State (10/18/25) |
| Had a player pass for 250 or more yards | 270 by Brendan Sorsby at Oklahoma State (10/18/25) |
| Had a player pass for 300 or more yards | 388 by Brendan Sorsby at Kansas (9/27/25) |
| Had a player pass for 350 or more yards | 388 by Brendan Sorsby at Kansas (9/27/25) |
| Had a player pass for 400 or more yards | 426 by Brendan Sorsby at Texas Tech (9/28/24) |
| Had a player pass for 450 or more yards | 523 by Gunner Kiel @ Houston (11/7/15) |
| Had a player pass for 500 or more yards | 523 by Gunner Kiel @ Houston (11/7/15) |
| Had a player pass for 2 or more TDs | 3 by Brendan Sorsby at Oklahoma State (10/18/25) |
| Had a player pass for 3 or more TDs | 3 by Brendan Sorsby at Oklahoma State (10/18/25) |
| Had a player pass for 4 or more TDs | 5 by Brendan Sorsby vs. Northwestern State (9/13/25) |
| Had a player pass for 5 or more TDs | 5 by Brendan Sorsby vs. Northwestern State (9/13/25) |
| Had a player pass for 6 or more TDs | 6 by Gunner Kiel vs. Toledo (9/12/14) |
| Had a player complete 20 passes | 20 by Brendan Sorsby at Oklahoma State (10/18/25) |
| Had a player complete 30 passes | 31 by Brendan Sorsby at Texas Tech (9/28/24) |
| Had a player complete 35 passes | 35 by Deontey Kenner @ Southern Miss (10/23/99) |
| Had a player complete 10 straight passes | 15 by Brendan Sorsby vs. Northwestern State (9/13/25) |
| Had a player complete 12 straight passes | 15 by Brendan Sorsby vs. Northwestern State (9/13/25) |
| Had a player complete 10 straight passes to open game | 15 by Brendan Sorsby vs. Northwestern State (9/13/25) |
| Had a player complete 12 straight passes to open game | 15 by Brendan Sorsby vs. Northwestern State (9/13/25) |
| Had a player throw 30 passes | 43 by Brendan Sorsby at Kansas (9/27/25) |
| Had a player throw 35 passes | 43 by Brendan Sorsby at Kansas (9/27/25) |
| Had a player throw 40 passes | 43 by Brendan Sorsby at Kansas (9/27/25) |
| Had a player throw 45 passes | 45 by Ben Bryant at UCF (10/29/22) |
| Had a player throw 50 passes | 50 by Desmond Ridder @ SMU (10/27/18) |

INDIVIDUAL RECEIVING

| | |
|---|--|
| Had a player with 10 or more receptions in a game | 11 by Cyrus Allen at Kansas (9/27/25) |
| Had a player with 11 or more receptions in a game | 11 by Cyrus Allen at Kansas (9/27/25) |
| Had a player with 12 or more receptions in a game | 12 by Xzavier Henderson vs. Miami (OH) (9/16/23) |
| Had a player with 13 or more receptions in a game | 15 by Shaq Washington @ ECU (11/28/15) |
| Had a player with 14 or more receptions in a game | 15 by Shaq Washington @ ECU (11/28/15) |
| Had a player with 15 or more receptions in a game | 15 by Shaq Washington @ ECU (11/28/15) |
| Had a player receive 100 or more yards | Cyrus Allen (128) at Kansas (9/27/25) |
| Had a player receive 150 or more yards | Tyler Scott (185) vs. Indiana (9/24/22) |
| Had a player receive 200 or more yards | 203 by Kahlil Lewis vs. ECU (11/23/18) |
| Had a player receive 250 or more yards | 254 by Tom Rossley vs. Louisville (11/9/68) |
| Had a player receive for 2 or more TDs | 3 by Cyrus Allen at Oklahoma State (10/18/25) |
| Had a player receive for 3 or more TDs | 3 by Cyrus Allen at Oklahoma State (10/18/22) |

GAMES AGAINST RANKED TEAMS

| | |
|---|---|
| Beat a top 25 team | No. 14 Iowa State, 38-30 (10/4/25) |
| Beat a top 10 team | @ No. 9 Notre Dame, 24-13 (10/2/21) |
| Beat a ranked opponent @ home | No. 14 Iowa State, 38-30 (10/4/25) |
| Beat a ranked opponent on the road | @ No. 9 Notre Dame, 24-13 (10/2/21) |
| Beat a ranked opponent @ a neutral site | vs. No. 25 vs. Virginia Tech (FedEx Field/9/29/12) |
| Beat back-to-back ranked opponents | 10/30/08-11/08/08 No. 24 USF & @ No. 20 West Virginia |
| Lost to a ranked opponent @ home | No. 16 Oklahoma, 6-20 (9/23/23) |

RETURNS/SPECIAL TEAMS/DEFENSE

| | |
|--|---|
| Returned a KO for a TD | Jadon Thompson, 100 yards vs. ECU (11/11/22) |
| Returned a Punt for a TD | Mardy Gilyard, 53 yards (9/12/09 vs. SEMO) |
| Had Two Interceptions | 2 by Coby Bryant vs. USF (10/3/20) |
| Had Three Interceptions | 3 by Mike Tyson @ Purdue (9/10/16) |
| Recorded a Safety | @ UCLA (9/1/18) |
| Returned an INT for a TD | Matthew McDoom, 100 yards at Oklahoma State (10/18/25) |
| Returned 2 INTs for TDs | D. Battle-30 yards & C. Cheatham-53 yards vs. Akron (9/17/11) |
| Recovered a fumble in endzone for a TD | Josiah Deguara @ Marshall (09/28/19) |
| Returned a fumble for a TD | Dominique Perry, 14 yards vs. Indiana (09/24/22) |
| Executed a successful onside kick | Kick by Miliano/Recovered by Morrison @ Rutgers (11/16/13) |
| Blocked a FG | Iowon Briggs on 25-yard attempt vs. Navy (11/5/22) |
| Blocked a PAT | Lorenz Metz vs. Temple (11/23/19 - fourth quarter) |
| Returned a blocked PAT for 2 points | Coby Bryant, 98 yards vs. Temple (11/23/19) |
| Blocked a punt | Ryan Royer at East Carolina (11/26/21) |

SINGLE-GAME TEAM OFFENSE

| | |
|----------------------------|--|
| Most Points | 124 vs. Transylvania (1912) |
| Most Touchdowns | 14 vs. Transylvania (1912) |
| Most Rushing Attempts | 83 vs. Louisiana-Monroe (1977) |
| Most Rushing Yards | 464 vs. Case Western Reserve (1953) 464 vs. Virginia Military Institute (1953) |
| Most Rushing Touchdowns | 14 vs. Transylvania (1912) |
| Most Passing Attempts | 64 at Memphis (2015) |
| Most Passes Completed | 38 at Memphis (2015) |
| Most Passing Yards | 620 at Memphis (2015) |
| Most Interceptions Thrown | 6 vs. Xavier (1972) |
| Most Touchdown Passes | 6 vs. Toledo (2014); vs. Illinois (2009) |
| Most Offensive Plays | 100 at Memphis (2015) |
| Most Yards Total Offense | 752 at Memphis (2015) |
| Most First Downs | 38 at Memphis (2015); 38 vs. Austin Peay (2018) |
| Most Fumbles | 15 vs. Louisville (1970) |
| Most Fumbles Lost | 7 vs. Virginia Military Institute (1951) |
| Most Turnovers | 9 vs. Xavier (1955) 9 vs. Hardin-Simmons (1955) 9 vs. Virginia Military Institute (1951) |
| Most Penalties | 18 vs. Kansas State (1951) |
| Most Penalty Yards | 176 vs. Louisville (1968) |
| Most Punts | 13 vs. Pittsburgh (1981) 13 vs. Mississippi State (1948) |
| Most Punting Yards | 510 vs. Louisville (1996) |
| Most Punt Return Yards | 177 vs. Ohio (1949) |
| Most Kickoff Return Yards | 295 vs. Memphis (1971) |
| Fewest Rushing Attempts | 15 vs. Illinois (2009) |
| Fewest Rushing Yards | -23 vs. Rutgers (2005) |
| Fewest Passes Completed | 0 vs. Dayton (1970) |
| Fewest Passing Yards | 0 vs. Dayton (1970) |
| Fewest Yards Total Offense | 46 vs. North Texas State (1959) |
| Fewest First Downs | 3 vs. West Virginia (1989) |
| Fewest Penalties | 1 five times vs. Rutgers (1994), vs. Louisville (1966), vs. Memphis (1966), vs. Army (1963), vs. Hawai'i (1954) |
| Fewest Yards Penalized | 4 vs. Memphis (1966) |
| Fewest Punts | 0 vs. Miami (OH) (2008) 0 vs. Memphis (1998) 0 vs. Miami (OH) (1954) |

SINGLE-GAME TEAM DEFENSE

| | |
|------------------------------------|---|
| Fewest Rushing Attempts Allowed | 17 vs. Dayton (1961) |
| Fewest Rushing Yards Allowed | -46 vs. Kansas (1997) |
| Fewest Passing Attempts | 1 vs. Boston College (1964) |
| Fewest Pass Completions Allowed | 0 six times vs. Louisville (1974), vs. Ohio (1973), vs. Boston College (1964), vs. Indiana (1963), vs. Ohio (1949) |
| Fewest Passing Yards Allowed | -1 vs. Xavier (1971) |
| Fewest Yards Total Offense Allowed | 18 vs. Louisiana-Lafayette (1973) |
| Most Points Allowed | 81 vs. Penn State (1991) |
| Most Rushing Attempts Allowed | 86 vs. West Virginia (1969) |
| Most Rushing Yards Allowed | 539 vs. Northern Illinois (1989) |
| Most Passing Attempts Allowed | 67 vs. Louisville (1997) |
| Most Pass Completions Allowed | 37 vs. East Carolina (1997) |
| Most Passing Yards Allowed | 482 vs. Florida (2010) |
| Most Yards Total Defense Allowed | 742 vs. Louisville (1998) |
| Most Passes Intercepted | 7 vs. Kansas State (1951) |
| Most Interception Return Yards | 162 vs. Dayton (1956) |
| Most Turnovers Forced | 8 vs. Rice (1974) |

SINGLE-GAME INDIVIDUAL OFFENSE

| | |
|---|--|
| Rushing Attempts | 45 by Steve Cowan vs. Ohio (1970) |
| Rushing Yards | 306 by Bob Hynes vs. Case Western Reserve (1923) |
| Yards Per Rush | 29.5 by Mike Boone at Miami (OH) (4 carries, 118 yards) (2015) |
| Rushing Touchdowns | 6 by Ike Stewart vs. Transylvania (1912) 6 by Bob Heuck vs. Transylvania (1912) |
| Passing Attempts | 59 by Deontey Kenner vs. Southern Miss (1999) |
| Passing Completions | 35 by Deontey Kenner vs. Southern Miss (1999) 35 by Greg Cook vs. Ohio (1968) |
| Passing Yards | 557 by Hayden Moore at Memphis (2015) |
| Passing Touchdowns | 6 by Gunner Kiel (2014); by Tony Pike vs. Illinois (2009) |
| Interceptions Thrown | 6 by Mike Shoemaker vs. Xavier (1972) |
| Receptions | 15 by Shaq Washington at East Carolina (2015) |
| Receiving Yards | 254 by Tom Rossley vs. Louisville (1968) |
| Yards Per Reception | 73.7 by Chris Moore at Ohio State (3 receptions, 221 yards) (2014) |
| Receiving Touchdowns | 3 by 10 players, last by Cyrus Allen at Oklahoma State (2025) |
| All-Purpose Yards (Rsh., Rec. and Ret.) | 381 by Mardy Gilyard at Pittsburgh (2009) |
| Total Yards | 564 by Hayden Moore at Memphis (2015) |
| Total Points | 51 by Ike Stewart vs. Transylvania (1912) |
| Touchdowns | 8 by Ike Stewart vs. Transylvania (1912) |
| Extra Points Made | 12 by Alonzo Weiss vs. Transylvania (1912) |
| Field Goals Made | 5 by Ryan Coe at SMU (2022) |
| Punts | 13 by Phil Peckich at Pittsburgh (1981) |
| Punting Yards | 510 by Steve Smith at Louisville (1996) |
| Punting Average | 65.0 by Mason Fletcher at SMU (3 punts) (2022) |
| Kickoff Returns | 8 by Mardy Gilyard at Pittsburgh (2009) 8 by LaDaris Vann vs. East Carolina (1999) |
| Kickoff Return Yards | 256 by Mardy Gilyard at Pittsburgh (2009) |
| Kickoff Returns For Touchdowns | 1 by 20 players last by Mardy Gilyard at Pittsburgh (2009) |
| Punt Returns | 7 by Mike Daniels vs. Western Carolina (2005) 7 by Tinker Keck vs. Kansas (1997) 7 by Charley Bland vs. Villanova (1973) |
| Punt Return Yards | 161 by Gene Gibson vs. Ohio (1949) |
| Punt Return Touchdowns | 2 by Tinker Keck vs. Louisville (1997) 2 by Gene Gibson vs. Ohio (1949) |

SINGLE-GAME INDIVIDUAL DEFENSE

| | |
|-------------------------------------|---|
| Total Tackles | 19 by Greg Blair at Louisville (10/26/12) * Frank Callicott vs. UAB (11/30/02) * Jeff Luc vs. Miami (Ohio) (9/20/14) * |
| Tackles For A Loss | 5.5 by Brandon Mills vs. Rutgers (11/20/10) * |
| Sacks | 4.0 by Alex Daniels at Miami (Ohio) (10/3/09) * Antwan Peek vs. Louisiana-Monroe (12/1/01) * |
| Forced Fumbles | 3 by Antwan Peek vs. Louisiana Monroe (12/1/01) * |
| Fumble Recoveries | 2 by Willis Edwards vs. Memphis (10/26/02) * Ivan Fields at Memphis (11/11/00) * Jeff Luc vs. USF (10/14/14) * Wes Richardson at NC State (9/16/10) * |
| Pass Break Ups | 4 by Justin Harris at Pittsburgh (09/09/23) * Linden Stephens at Miami (Ohio) (9/16/17)) * Mike Mickens vs. Rutgers (11/18/06) * Zach Norton vs. Louisville (10/27/01) * |
| Interceptions | 4 by Bob Hynes vs. Ohio Northern (1923) |
| Interception Return Yards | 123 by Shawn Ferguson vs. Memphis (1998) |
| Interception Returns for Touchdowns | 2 by Shawn Ferguson vs. Memphis (1998) |
| Blocked Kicks | 2 by Connor Barwin at Marshall (10/3/08) * Antwan Peek vs. Miami (10/28/00) * |

* - Since 2000

vs. Nebraska

AUGUST 28, 2025
KANSAS CITY, MO.

| | 1 | 2 | 3 | 4 | F |
|------------|---|----|---|---|----|
| Nebraska | 0 | 13 | 0 | 7 | 20 |
| Cincinnati | 3 | 0 | 7 | 7 | 17 |

SCORING PLAYS

| | | | |
|-----|-------|-----|---|
| 1st | 11:17 | CIN | Stephen Rusnak 45-yard field goal |
| | | | 8-38, 4:13, NEB 0 - CIN 3 |
| 2nd | 14:56 | NEB | Kyle Cunanan 52-yard field goal |
| | | | 11-42, 4:51, NEB 3 - CIN 3 |
| 2nd | 5:36 | NEB | Kyle Cunanan 22-yard field goal |
| | | | 16-80, 7:51, NEB 6 - CIN 3 |
| 2nd | 0:11 | NEB | Nyziiah Hunter 5-yard touchdown pass from Dylan Raiola (Cunanan Kick) |
| | | | 3-24, 0:51, NEB 13 - CIN 3 |
| 3rd | 6:53 | CIN | Brendan Sorsby 7-yard touchdown run (Rusnak Kick) |
| | | | 10-57, 3:32, NEB 13 - CIN 10 |
| 4th | 10:36 | NEB | Dane Key 3-yard touchdown pass from Dylan Raiola (Cunanan Kick) |
| | | | 13-67, 7:02, NEB 20 - CIN 10 |
| 4th | 7:15 | CIN | Brendan Sorsby 1-yard touchdown run (Rusnak Kick) |
| | | | 9-75, 3:21, NEB 20 - CIN 17 |

| | NEB | CIN |
|----------------------------------|---------|---------|
| FIRST DOWNS | 23 | 16 |
| RUSHES-YARDS (NET) | 36-110 | 30-202 |
| PASSING YDS (NET) | 243 | 69 |
| Passes Att-Comp-Int..... | 33-42-0 | 13-25-1 |
| TOTAL OFFENSE PLAYS-YARDS | 78-353 | 55-271 |
| Fumble Returns-Yards..... | 0-0 | 0-0 |
| Punt Returns-Yards..... | 2-3 | 0-0 |
| Kickoff Returns-Yards..... | 5-297 | 4-254 |
| Interception Returns-Yards | 1-0 | 0-0 |
| Punts (Number-Avg) | 4-36.8 | 4-45.2 |
| Fumbles-Lost | 2-0 | 1-1 |
| Penalties-Yards..... | 3-27 | 4-20 |
| Time of Possession..... | 39:30 | 20:30 |
| Third-Down Conversions..... | 10-18 | 3-10 |
| Fourth-Down Conversions | 1-2 | 2-2 |
| Red-Zone Scores-Chances..... | 3-3 | 2-2 |
| Sacks By: Number-Yards..... | 0-0 | 3-10 |

RUSHING: Cincinnati- Brendan Sorsby, 13-96; Tawee Walker, 7-53; Evan Pryor, 5-29; Cyrus Allen, 2-18; Chance Williams, 1-5; Manny Covey, 1-1; TEAM, 1-0
Nebraska- Emmett Johnson, 25-108; Heinrich Haartberg, 2-4; Janiran Bonner, 2-4; Mehki Nelson, 1-0; Dylan Raiola, 4-(-1); Isaiah Moeze, 1-(-3); TEAM, 1-(-3)

PASSING: Cincinnati- Brendan Sorsby, 13-25-1-69
Nebraska- Dylan Raiola, 33-42-0-243

RECEIVING: Cincinnati- Cyrus Allen, 5-41; Joe Royer, 3-11; Patrick Gurd, 1-6; Caleb Goodie, 1-5; Jeff Caldwell, 1-5; Evan Pryor, 1-5; Tawee Walker, 1-(-4)
Nebraska- Emmett Johnson, 7-27; Nyziiah Hunter, 6-65; Dane Key, 6-51; Luke Lindenmeyer, 5-47; Jacory Barney Jr., 5-27; Cortez Mills Jr., 1-13; Quinn Clark, 1-7; Janiran Bonner, 1-4; Isaiah Moeze, 1-2

GAME-BY-GAME RECAPS

vs. BGSU

SEPTEMBER 6, 2025
CINCINNATI, OHIO

| | 1 | 2 | 3 | 4 | F |
|---------------|---|----|----|----|----|
| Bowling Green | 0 | 3 | 7 | 10 | 20 |
| Cincinnati | 7 | 14 | 10 | 3 | 34 |

SCORING PLAYS

| | | | |
|-----|-------|------|---|
| 1st | 7:23 | CIN | Cyrus Allen 44-yard pass from Brendan Sorsby (Stephen Rusnak kick) |
| | | | 7-0, 7:23, BGSU 0 - CIN 7 |
| 2nd | 13:17 | CIN | Cyrus Allen 2-yard pass from Brendan Sorsby (Stephen Rusnak kick) |
| | | | 14-0, 2:55, BGSU 0 - CIN 14 |
| 2nd | 6:11 | CIN | Jeff Caldwell 9-yard pass from Brendan Sorsby (Stephen Rusnak kick) |
| | | | 21-0, 3:08, BGSU 0 - CIN 21 |
| 2nd | 0:23 | BGSU | Jackson Kleather 25-yard field goal |
| | | | 3-21, 5:48, BGSU 3 - CIN 21 |
| 3rd | 12:58 | CIN | Stephen Rusnak 40-yard field goal |
| | | | 3-24, 1:58, BGSU 3 - CIN 24 |
| 3rd | 4:03 | BGSU | Jyrin Johnson 31-yard pass from Drew Pyne (Jackson Kleather kick) |
| | | | 10-24, 0:47, BGSU 10 - CIN 24 |
| 3rd | 0:24 | CIN | Brendan Sorsby 9-yard run (Stephen Rusnak kick) |
| | | | 31-10, 3:39, BGSU 10 - CIN 31 |
| 4th | 10:35 | BGSU | Mar'kel Porter 9-yard run (Jackson Kleather kick) |
| | | | 17-31, 4:49, BGSU 17 - CIN 31 |
| 4th | 6:12 | CIN | Stephen Rusnak 23-yard field goal |
| | | | 34-17, 4:23, BGSU 17 - CIN 34 |
| 4th | 1:55 | BGSU | Jackson Kleather 30-yard field goal |
| | | | 20-34, 4:17, BGSU 20 - CIN 34 |

| | CIN | BGSU |
|----------------------------------|---------|---------|
| FIRST DOWNS | 18 | 21 |
| RUSHES-YARDS (NET) | 29-106 | 34-98 |
| PASSING YDS (NET) | 333 | 274 |
| Passes Att-Comp-Int..... | 17-24-0 | 29-37-0 |
| TOTAL OFFENSE PLAYS-YARDS | 53-439 | 71-372 |
| Fumble Returns-Yards..... | 0-0 | 0-0 |
| Punt Returns-Yards..... | 1-3 | 1-0 |
| Kickoff Returns-Yards..... | 1-23 | 2-41 |
| Interception Returns-Yards | 0-0 | 0-0 |
| Punts (Number-Avg) | 2-11.2 | 4-15.3 |
| Fumbles-Lost | 1-1 | 1-0 |
| Penalties-Yards..... | 5-52 | 4-28 |
| Third-Down Conversions..... | 2 of 7 | 6 of 16 |
| Fourth-Down Conversions | 1 of 1 | 1 of 2 |
| Red-Zone Scores-Chances..... | 4-4 | 2-2 |
| Sacks By: Number-Yards..... | 4-23 | 0-0 |
| Time of Possession..... | 22:49 | 37:11 |

RUSHING: Cincinnati- Brendan Sorsby 7-40; Evan Pryor 6-33; Tawee Walker 11-32; Chance Williams 3-3; TEAM 2-(-2)
Bowling Green- Cameron Pettawat 13-72; Kaderris Roberts 5-27; Mar'kel Porter 6-9; Nakai Amachree 2-2; Leo Kemp; 1-1; Drew Pyne 7-(-13)

PASSING: Cincinnati- Brendan Sorsby 17-24-0-333
Bowling Green- Drew Pyne 29-36-0-274

RECEIVING: Cincinnati- Jeff Caldwell 5-109; Caleb Goodie 4-49; Cyrus Allen 3-45; Joe Royer 2-104; Noah Jennings 2-28; Tawee Walker 1-(-2); Evan Pryor 0-0
Bowling Green- Jyrin Johnson 7-80; Kaderris Roberts 6-47; RJ Garcia II 5-35; Finn Hogan 3-58; Reis Stocksdaile 2-9; Jacob Harris 2-5; Allen Middleton 1-5; Cameron Pettaway 1-4

vs. Northwestern State

SEPTEMBER 13, 2025
CINCINNATI, OHIO

| | 1 | 2 | 3 | 4 | F |
|--------------------|----|----|---|---|----|
| Northwestern State | 0 | 0 | 0 | 0 | 0 |
| Cincinnati | 35 | 21 | 7 | 7 | 70 |

SCORING PLAYS

| | | | |
|-----|-------|-----|--|
| 1st | 13:24 | CIN | Joe Royer 21 yd pass from Brendan Sorsby (Stephen Rusnak kick) |
| | | | 4-65, 1:36, NSU 0 - CIN 7 |
| 1st | 11:18 | CIN | Caleb Goodie 55 yd pass from Brendan Sorsby (Stephen Rusnak kick) |
| | | | 1-55, 0:09, NSU 0 - CIN 14 |
| 1st | 7:07 | CIN | Tawee Walker 10 yd pass from Brendan Sorsby (Stephen Rusnak kick) |
| | | | 4-42, 1:43, NSU 0 - CIN 21 |
| 1st | 4:11 | CIN | Joe Royer 2 yd pass from Brendan Sorsby (Stephen Rusnak kick) |
| | | | 34-5, 1:14, NSU 0 - CIN 28 |
| 1st | 2:46 | CIN | Isaiah Johnson 8 yd pass from Brendan Sorsby (Stephen Rusnak kick) |
| | | | 2-30, 0:30, NSU 0 - CIN 35 |
| 2nd | 9:40 | CIN | Brendan Sorsby 23 yd rush (Stephen Rusnak kick) |
| | | | 8-80, 3:41, NSU 0 - CIN 42 |
| 2nd | 5:38 | CIN | Tawee Walker 15 yd rush (Stephen Rusnak kick) |
| | | | 6-67, 2:26, NSU 0 - CIN 49 |
| 2nd | 0:16 | CIN | Cyrus Allen 29 yd pass from Brendan Sorsby (Stephen Rusnak kick) |
| | | | 3-53, 0:43, NSU 0 - CIN 56 |
| 3rd | 4:14 | CIN | Chance Williams 3 yd rush (Dino Beslagic kick) |
| | | | 7-70, 3:32, NSU 0 - CIN 63 |
| 4th | 5:00 | CIN | Isaiah Johnson 42 yd pass from Samaj Jones (Dino Beslagic kick) |
| | | | 5-69, 2:45, NSU 0 - CIN 70 |

| | CIN | NSU |
|----------------------------------|---------|---------|
| FIRST DOWNS | 27 | 6 |
| RUSHES-YARDS (NET) | 26-243 | 35-69 |
| PASSING YDS (NET) | 362 | 33 |
| Passes Att-Comp-Int..... | 21-23-0 | 10-16-0 |
| TOTAL OFFENSE PLAYS-YARDS | 49-605 | 51-102 |
| Fumble Returns-Yards..... | 0-0 | 0-0 |
| Punt Returns-Yards..... | 4-22 | 0-0 |
| Kickoff Returns-Yards..... | 0-0 | 3-46 |
| Interception Returns-Yards | 0-0 | 0-0 |
| Punts (Number-Avg) | 2-75 | 9-33.1 |
| Fumbles-Lost | 2-0 | 1-1 |
| Penalties-Yards..... | 6-65 | 5-42 |
| Third-Down Conversions..... | 2 of 4 | 0 of 12 |
| Fourth-Down Conversions | 0 of 0 | 1 of 2 |
| Red-Zone Scores-Chances..... | 5-5 | 0-0 |
| Sacks By: Number-Yards..... | 1-12 | 0-0 |
| Time of Possession..... | 20:45 | 39:15 |

RUSHING: Cincinnati- Brendan Sorsby 2-39; Evan Pryor 6-39; Tawee Walker 6-66; Manny Covey 4-43; Samaj Jones 3-26; Brady Lichtenberg 1-21

Northwestern State- Kolbe Burrell 12-31; Myion Hicks; 8-20; Jeremiah Jones 3-15; Eli Anderson 4-10; Zay Davis 1-4; Abram Johnston 6-8

PASSING: Cincinnati- Brendan Sorsby 15-15-0-253; Brady Lichtenberg 4-6-0-56; Samaj Jones 2-2-0-53
Northwestern State- Abram Johnston 7-11-0-31; Eli Anderson 3-5-0-2

RECEIVING: Cincinnati- Jeff Caldwell 3-58; Caleb Goodie 3-106; Cyrus Allen 4-59; Joe Royer 3-23; Isaiah Johnson 2-50; Tawee Walker 2-23; Patrick Gurd 1-17; Noah Jennings 2-15; Elijah Jones 1-11
Northwestern State- Luke Carter 1-11; Camryn Davis 1-9; Ben Buisson 1-8; Amaaz Eugene 1-5; Joseph Moreland 1-1

GAME-BY-GAME RECAPS

vs. Kansas
SEPTEMBER 27, 2025
LAWRENCE, KAN.



| | 1 | 2 | 3 | 4 | F |
|------------|---|----|----|---|----|
| Kansas | 7 | 6 | 14 | 7 | 34 |
| Cincinnati | 7 | 13 | 10 | 7 | 37 |

SCORING PLAYS

| | | | |
|-----|-------|-----|--|
| 1st | 11:42 | KAN | E. Henderson 93-yard pass from J. Daniels (L. Marjan Kick) |
| | | | 1-93, 00:11, Kan 7 - CIN 0 |
| 1st | 6:10 | CIN | T. Walker 2-yard rush (S. Rusnak Kick) |
| | | | 13-75, 5:32, KAN 7 - CIN 7 |
| 2nd | 14:23 | CIN | S. Rusnak 29-yard field goal |
| | | | 11-61, 5:25, KAN 7 - CIN 10 |
| 2nd | 10:00 | KAN | L. Marjan 27-yard field goal |
| | | | 9-67, 4:23, KAN 10 - CIN 10 |
| 2nd | 7:09 | CIN | C. Allen 10-yard pass from B. Sorsby (S. Rusnak Kick) |
| | | | 7-75, 2:51, KAN 10 - CIN 17 |
| 2nd | 3:15 | KAN | L. Marjan 35-yard field goal |
| | | | 8-58, 3:54, KAN 13 - CIN 17 |
| 2nd | 00:00 | CIN | S. Rusnak 43-yard field goal |
| | | | 7-69, 0:47, KAN 13 - CIN 20 |
| 3rd | 11:38 | KAN | B. Groen 24-yard pass from J. Daniels (L. Marjan Kick) |
| | | | 8-75, 3:22, KAN 20 - CIN 20 |
| 3rd | 8:54 | CIN | C. Allen 14-yard pass from B. Sorsby (S. Rusnak Kick) |
| | | | 5-82, 2:38, KAN 20 - CIN 27 |
| 3rd | 8:44 | KAN | E. Henderson 75-yard pass from J. Daniels (L. Marjan Kick) |
| | | | 1-75, 0:10, KAN 27 - CIN 27 |
| 3rd | 1:24 | CIN | S. Rusnak 24-yard field goal |
| | | | 14-69, 7:20, KAN 27 - CIN 30 |
| 4th | 1:45 | KAN | L. Wentz 6-yard pass from J. Daniels (L. Marjan Kick) |
| | | | 12-85, 6:17, KAN 34 - CIN 30 |
| 4th | 00:29 | CIN | T. Walker 2-yard rush (S. Rusnak Kick) |
| | | | 10-75, 1:16, KAN 34 - CIN 37 |

| | KAN | CIN |
|----------------------------|---------|---------|
| FIRST DOWNS | 23 | 16 |
| RUSHES-YARDS (NET) | 36-110 | 30-202 |
| PASSING YDS (NET) | 243 | 69 |
| Passes Att-Comp-Int | 33-42-0 | 13-25-1 |
| TOTAL OFFENSE PLAYS-YARDS | 78-353 | 55-271 |
| Fumble Returns-Yards | 0-0 | 0-0 |
| Punt Returns-Yards | 2-3 | 0-0 |
| Kickoff Returns-Yards | 5-297 | 4-254 |
| Interception Returns-Yards | 1-0 | 0-0 |
| Punts (Number-Avg) | 4-36.8 | 4-45.2 |
| Fumbles-Lost | 2-0 | 1-1 |
| Penalties-Yards | 3-27 | 4-20 |
| Time of Possession | 39:30 | 20:30 |
| Third-Down Conversions | 10-18 | 3-10 |
| Fourth-Down Conversions | 1-2 | 2-2 |
| Red-Zone Scores-Chances | 3-3 | 2-2 |
| Sacks By: Number-Yards | 0-0 | 3-10 |

RUSHING: Cincinnati- Brendan Sorsby, 13-63; Tawee Walker, 18-78; Evan Pryor, 6-90
Kansas- Leshon Williams 10-64; Jalon Daniels 14-72; Isaiah Marshall 1-20; Cole Ballard 1-9; Emmanuel Henderson Jr. 1-4

PASSING: Cincinnati- Brendan Sorsby, 29-43-0-388
Kansas- Jalon Daniels, 19-28-0-445

RECEIVING: Cincinnati- Cyrus Allen, 11-128; Joe Royer, 2-24; Gavin Grover 2-40; Caleb Goodie 5-91; Jeff Caldwell 3-27; Evan Pryor 1-5; Tawee Walker 1-4; Noah Jennings 3-36; Isaiah Johnson 1-33
Kansas- Emmanuel Henderson Jr. 5-214; Boden Groen 5-84; Keaton Kubecka 3-53; Bryson Canty 1-31; Cam Pickett 2-31; Levi Wentz 2-18; Doug Emilien 1-14

vs. Iowa State
OCTOBER 4, 2025
CINCINNATI, OHIO



| | 1 | 2 | 3 | 4 | F |
|------------|----|----|---|---|----|
| Iowa State | 0 | 15 | 7 | 8 | 30 |
| Cincinnati | 17 | 14 | 0 | 7 | 38 |

SCORING PLAYS

| | | | |
|-----|-------|-----|---|
| 1st | 12:25 | CIN | E. Pryor 30-yard rush (S. Rusnak Kick) |
| | | | 6-80, 2:28, ISU 0 - CIN 7 |
| 1st | 7:54 | CIN | S. Rusnak 38-yard field goal |
| | | | 8-62, 2:05, ISU 0 - CIN 10 |
| 1st | 00:23 | CIN | J. Royer 12-yard pass from B. Sorsby (S. Rusnak Kick) |
| | | | 9-70, 3:38, ISU 0 - CIN 17 |
| 2nd | 14:55 | ISU | R. Becht 14-yard rush (C. Smith Kick) |
| | | | 3-75, 00:28, ISU 7 - CIN 10 |
| 2nd | 13:40 | CIN | E. Pryor 18-yard rush (S. Rusnak Kick) |
| | | | 4-55, 1:06, ISU 7 - CIN 24 |
| 2nd | 1:08 | CIN | B. Sorsby 20-yard rush (S. Rusnak Kick) |
| | | | 13-80, 5:20, ISU 7 - CIN 31 |
| 2nd | 00:00 | ISU | R. Becht 4-yard rush (B. Brahmer pass from M. Cantrell) |
| | | | 6-75, 1:08, ISU 15 - CIN 31 |
| 3rd | 8:06 | ISU | B. Eskildsen 11-yard pass from R. Becht (C. Smith Kick) |
| | | | 14-75, 6:54, ISU 22 - CIN 31 |
| 4th | 5:57 | CIN | C. Goodie 82-yard pass from B. Sorsby (S. Rusnak Kick) |
| | | | 3-84, 1:43, ISU 22 - CIN 38 |
| 4th | 1:56 | ISU | C. Sowell 3-yard pass from R. Becht (B. Brahmer pass from R. Becht) |
| | | | 13-75, 4:01, ISU 30 - CIN 38 |

| | ISU | CIN |
|----------------------------|---------|---------|
| FIRST DOWNS | 29 | 20 |
| RUSHES-YARDS (NET) | 38-151 | 34-260 |
| PASSING YDS (NET) | 314 | 214 |
| Passes Att-Comp-Int | 30-48-0 | 13-25-0 |
| TOTAL OFFENSE PLAYS-YARDS | 86-465 | 59-474 |
| Fumble Returns-Yards | 1-0 | 1-1 |
| Punt Returns-Yards | 0-0 | 0-0 |
| Kickoff Returns-Yards | 3-169 | 7-451 |
| Interception Returns-Yards | 0-0 | 0-0 |
| Punts (Number-Avg) | 3-43.0 | 3-41.7 |
| Fumbles-Lost | 0-0 | 0-0 |
| Penalties-Yards | 8-60 | 13-128 |
| Time of Possession | 34:56 | 25:04 |
| Third-Down Conversions | 4-17 | 4-11 |
| Fourth-Down Conversions | 4-7 | 1-3 |
| Red-Zone Scores-Chances | 4-6 | 4-4 |
| Sacks By: Number-Yards | 0-0 | 4-15 |

RUSHING: Cincinnati- Brendan Sorsby, 9-64; Tawee Walker, 14-89; Evan Pryor, 10-111
Iowa State- Abu Sama, 18-96; Carson Hansen, 6-33; Rocco Becht, 12-22; Alex Manske, 2-5

PASSING: Cincinnati- Brendan Sorsby, 13-25-0-214
Iowa State- Rocco Becht, 30-48-0-314

RECEIVING: Cincinnati- Cyrus Allen, 3-22; Joe Royer, 4-20; Jeff Caldwell 1-21; Evan Pryor 1-0; Noah Jennings 2-42; Isaiah Johnson 1-26; Caleb Goodie 2-83
Iowa State- Brett Eskildsen 8-105; Xavier Townsend 6-50; Chase Sowell 5-58; Benjamin Brahmer 3-48; Dominic Overby 3-22; Gabe Burkle 2-12; Abu Sama 2-8; Carson Hansen 1-11

vs. UCF
OCTOBER 11, 2025
CINCINNATI, OHIO



| | 1 | 2 | 3 | 4 | F |
|------------|---|----|---|---|----|
| UCF | 0 | 3 | 0 | 8 | 11 |
| Cincinnati | 7 | 10 | 0 | 3 | 20 |

SCORING PLAYS

| | | | |
|-----|-------|-----|--|
| 1st | 8:23 | CIN | J. Cadwell 40-yard pass from B. Sorsby (S. Rusnak Kick) |
| | | | 4-59, 1:26, UCF 0 - CIN 7 |
| 2nd | 12:12 | CIN | J. Cadwell 9-yard pass from B. Sorsby (S. Rusnak Kick) |
| | | | 9-83, 3:47, UCF 0 - CIN 14 |
| 2nd | 4:13 | CIN | S. Rusnak 32-yard field goal |
| | | | 13-39, 5:18, UCF 0 - CIN 17 |
| 2nd | 00:24 | UCF | N. Ruelas 45-yard field goal |
| | | | 12-49, 3:49, UCF 3 - CIN 17 |
| 4th | 13:39 | CIN | S. Rusnak 24-yard field goal |
| | | | 7-82, 3:16, UCF 7 - CIN 20 |
| 4th | 2:07 | UCF | C. Francher 3-yard rush (C. Domercant pass from C. Francher) |
| | | | 19-90, 7:00, UCF 11 - CIN 20 |

| | UCF | CIN |
|----------------------------|---------|---------|
| FIRST DOWNS | 26 | 14 |
| RUSHES-YARDS (NET) | 41-191 | 27-115 |
| PASSING YDS (NET) | 222 | 191 |
| Passes Att-Comp-Int | 28-49-0 | 12-21-0 |
| TOTAL OFFENSE PLAYS-YARDS | 90-413 | 48-306 |
| Fumble Returns-Yards | 0-0 | 0-0 |
| Punt Returns-Yards | 2-2 | 1-2 |
| Kickoff Returns-Yards | 1-10 | 0-0 |
| Interception Returns-Yards | 0-0 | 0-0 |
| Punts (Number-Avg) | 3-53.3 | 5-41.2 |
| Fumbles-Lost | 4-1 | 2-0 |
| Penalties-Yards | 10-75 | 7-80 |
| Time of Possession | 39:44 | 20:16 |
| Third-Down Conversions | 7-18 | 2-9 |
| Fourth-Down Conversions | 3-6 | 0-0 |
| Red-Zone Scores-Chances | 1-1 | 3-3 |
| Sacks By: Number-Yards | 0-0 | 2-8 |

RUSHING: Cincinnati- Brendan Sorsby, 8-43; Tawee Walker, 8-31; Evan Pryor, 11-53
UCF- Cam Francher, 20-118; Myles Montgomery, 13-57; Stacy Gage, 6-24; Jaden Nixon, 2-3

PASSING: Cincinnati- Brendan Sorsby, 12-21-0-191
UCF- Cam Francher, 28-49-0-222

RECEIVING: Cincinnati- Joe Royer, 2-83; Jeff Cadwell, 3-58; Caleb Goodie, 2-20; Isaiah Johnson, 2-14; Noah Jennings, 1-12; Tawee Walker, 1-5; Cyrus Allen, 1-(-1)
UCF- Dylan Wade, 5-55; Marcus Burke, 3-33; DJ Black, 4-32; Chris Domercant, 3-30; Duane Thomas Jr., 5-27; Thomas Wadsworth, 2-18; Max Drag, 1-11; Jaden Nixon, 2-7; Myles Montgomery, 1-5; Stacy Gage, 1-5; Waden Charles, 1-1

GAME-BY-GAME RECAPS

vs. Oklahoma State

October 18, 2025

STILLWATER, OKLA.



| | 1 | 2 | 3 | 4 | F |
|----------------|---|----|---|----|----|
| Oklahoma State | 3 | 7 | 7 | 0 | 17 |
| Cincinnati | 7 | 21 | 0 | 21 | 49 |

SCORING PLAYS

| | | | |
|-----|-------|-----|---|
| 1st | 11:54 | CIN | C. Allen 26-yard pass from B. Sorsby (S. Rusnak Kick) |
| | | | 5-79, 1:58, OSU 0 - CIN 7 |
| 1st | 4:10 | OSU | L. Ward 33-yard field goal |
| | | | 14-69, 7:40, OSU 3 - CIN 7 |
| 2nd | 14:54 | CIN | C. Allen 14-yard pass from B. Sorsby (S. Rusnak Kick) |
| | | | 9-71, 4:11, OSU 3 - CIN 14 |
| 2nd | 11:12 | OSU | S. Jackson 6-yard rush (L. Ward Kick) |
| | | | 7-75, 3:42, OSU 10 - CIN 14 |
| 2nd | 8:44 | CIN | J. Royer 27-yard pass from B. Sorsby (S. Rusnak Kick) |
| | | | 6-68, 2:25, OSU 10 - CIN 21 |
| 2nd | 0:13 | CIN | C. Allen 12-yard pass from B. Sorsby (S. Rusnak Kick) |
| | | | 12-94, 2:15, OSU 10 - CIN 28 |
| 3rd | 10:39 | OSU | R. Fields Jr. 20-yard rush (L. Ward Kick) |
| | | | 5-62, 2:27, OSU 17 - CIN 28 |
| 4th | 13:21 | CIN | B. Sorsby 1-yard rush (S. Rusnak Kick) |
| | | | 11-95, 4:05, OSU 17 - CIN 35 |
| 4th | 6:05 | CIN | M. McDoom 100-yard interception return (S. Rusnak Kick) |
| | | | 7:16, OSU 17 - CIN 42 |
| 4th | 4:39 | CIN | M. Covey 9-yard rush (S. Rusnak Kick) |
| | | | 2-13, 0:32, OSU 17 - CIN 49 |

| | OSU | CIN |
|----------------------------------|---------|---------|
| FIRST DOWNS | 21 | 26 |
| RUSHES-YARDS (NET) | 48-228 | 30-143 |
| PASSING YDS (NET)..... | 149 | 284 |
| Passes Att-Comp-Int..... | 11-19-1 | 21-30-0 |
| TOTAL OFFENSE PLAYS-YARDS | 67-377 | 60-427 |
| Fumble Returns-Yards..... | 0-0 | 0-0 |
| Punt Returns-Yards | 1-(-1) | 1-3 |
| Kickoff Returns-Yards..... | 1-10 | 3-54 |
| Interception Returns-Yards | 0-0 | 1-100 |
| Punts (Number-Avg) | 2-46.0 | 2-42.0 |
| Fumbles-Lost | 2-1 | 0-0 |
| Penalties-Yards..... | 8-70 | 6-71 |
| Time of Possession..... | 36:42 | 20:40 |
| Third-Down Conversions | 6-13 | 6-10 |
| Fourth-Down Conversions | 1-3 | 1-1 |
| Red-Zone Scores-Chances..... | 3-5 | 4-4 |
| Sacks By: Number-Yards..... | 1-6 | 0-0 |

RUSHING: Cincinnati- Brendan Sorsby, 6-13; Tawee Walker, 7-38; Evan Pryor, 9-63; Manny Covey, 5-28; Cyrus Allen, 1-3; Dakarai Anderson, 1-(-2)

Oklahoma State- Rodney Fields Jr, 21-163; Sesi Vailahi, 7-38; Gavin Freeman, 2-22; Kalib Hicks, 3-8; Trent Howland, 1-0; Sam Jackson V, 14-(-3)

PASSING: Cincinnati- Brendan Sorsby, 21-30-0-284

Oklahoma State- Sam Jackson V, 11-19-1-149

RECEIVING: Cincinnati- Cyrus Allen, 5-51; Joe Royer, 5-63; Noah Jennings, 3-63; Jeff Caldwell, 3-54; Evan Pryor, 2-21; Isaiah Johnson, 1-14; Gavin Grover, 1-7; Elijah Jones, 1-6; Caleb Goodie, 1-5

Oklahoma State- Gavin Freeman, 4-30; Rodney Fields Jr., 3-27; Sesi Vailahi, 2-14; Shamar Rigby, 1-48; Quinton Stewart, 1-30

RESULTS

| | Date | Opponent | | Score | Overall | Conf | Time | Attend |
|---|------------|------------------|---|-------|---------|------|------|--------|
| | 08/28/2025 | vs Nebraska | L | 17-20 | 0-1 | 0-0 | 3:18 | 72884 |
| | 09/06/2025 | Bowling Green | W | 34-20 | 1-1 | 0-0 | 3:06 | 35421 |
| | 09/13/2025 | Northwestern St. | W | 70-0 | 2-1 | 0-0 | 2:40 | 30014 |
| * | 09/27/2025 | at Kansas | W | 37-34 | 3-1 | 1-0 | 3:37 | 41525 |
| * | 10/04/2025 | Iowa St. | W | 38-30 | 4-1 | 2-0 | 3:50 | 38007 |
| * | 10/11/2025 | UCF | W | 20-11 | 5-1 | 3-0 | 3:26 | 35782 |
| * | 10/18/2025 | at Oklahoma St. | W | 49-17 | 6-1 | 4-0 | 3:14 | 46901 |

| Opponent | Score | First Downs | | | | Rushing Number-Yards | Passing | | Total Offense Plays-Yards | Return Yards | Turn- Overs |
|------------------|----------------|------------------|----------------|----------------|---------------|----------------------------|------------------------------|--------------------|------------------------------|------------------|----------------|
| | | Total | Rush | Pass | Pen | | Comp-Att.-Int | Yards | | | |
| Nebraska | 17-20 | 16 / 23 | 12 / 10 | 3 / 13 | 1 / 0 | 30-202 / 36-110 | 13-25-1 / 33-42-0 | 69 / 243 | 55-271 / 78-353 | 20 / 36 | 2 / 0 |
| Bowling Green | 34-20 | 18 / 21 | 5 / 6 | 12 / 11 | 1 / 4 | 29-106 / 34-98 | 17-24-0 / 29-37-0 | 333 / 274 | 53-439 / 71-372 | 26 / 41 | 1 / 0 |
| Northwestern St. | 70-0 | 27 / 6 | 11 / 3 | 15 / 1 | 1 / 2 | 26-243 / 35-68 | 21-23-0 / 10-16-0 | 362 / 34 | 49-605 / 51-102 | 22 / 46 | 0 / 1 |
| Kansas | 37-34 | 29 / 26 | 10 / 8 | 18 / 16 | 1 / 2 | 37-215 / 27-152 | 29-44-0 / 19-28-0 | 388 / 445 | 81-603 / 55-597 | 16 / 20 | 0 / 1 |
| Iowa St. | 38-30 | 20 / 29 | 12 / 9 | 7 / 14 | 1 / 6 | 34-260 / 37-156 | 13-25-0 / 30-48-0 | 214 / 314 | 59-474 / 85-470 | 93 / 18 | 1 / 0 |
| UCF | 20-11 | 14 / 26 | 7 / 16 | 6 / 7 | 1 / 3 | 27-115 / 41-191 | 12-21-0 / 28-49-0 | 191 / 222 | 48-306 / 90-413 | 2 / 12 | 0 / 1 |
| Oklahoma St. | 49-17 | 26 / 21 | 8 / 13 | 15 / 5 | 3 / 3 | 30-143 / 48-228 | 21-30-0 / 11-19-1 | 284 / 149 | 60-427 / 67-377 | 157 / 9 | 0 / 2 |
| Totals | 265-132 | 150 / 152 | 65 / 65 | 76 / 67 | 9 / 20 | 213-1284 / 258-1003 | 126-192-1 / 160-239-1 | 1841 / 1681 | 405-3125 / 497-2684 | 336 / 182 | 4 / 5 |

COMBINED STATISTICS

Team Results

| Date | Opponent | | Score | Att. |
|--------------|------------------|---|-------|-------|
| 08/28/2025 | vs Nebraska | L | 17-20 | 72884 |
| 09/06/2025 | Bowling Green | W | 34-20 | 35421 |
| 09/13/2025 | Northwestern St. | W | 70-0 | 30014 |
| * 09/27/2025 | at Kansas | W | 37-34 | 41525 |
| * 10/04/2025 | Iowa St. | W | 38-30 | 38007 |
| * 10/11/2025 | UCF | W | 20-11 | 35782 |
| * 10/18/2025 | at Oklahoma St. | W | 49-17 | 46901 |

Rushing

| Player | gp | att | gain | loss | net | avg | td | lg | avg/g |
|-------------------|----|-----|------|------|------|------|----|----|-------|
| Evan Pryor | 7 | 53 | 421 | 9 | 412 | 7.8 | 2 | 46 | 58.9 |
| Tawee Walker | 7 | 71 | 394 | 12 | 382 | 5.4 | 3 | 22 | 54.6 |
| Brendan Sorsby | 7 | 58 | 365 | 25 | 340 | 5.9 | 6 | 29 | 48.6 |
| Manny Covey | 7 | 11 | 72 | 0 | 72 | 6.5 | 1 | 24 | 10.3 |
| Samaj Jones | 1 | 3 | 26 | 0 | 26 | 8.7 | 0 | 12 | 26.0 |
| Brady Lichtenberg | 2 | 1 | 21 | 0 | 21 | 21.0 | 0 | 21 | 10.5 |
| Cyrus Allen | 7 | 3 | 21 | 0 | 21 | 7.0 | 0 | 15 | 3.0 |
| Chance Williams | 3 | 5 | 12 | 1 | 11 | 2.2 | 1 | 5 | 3.7 |
| Zion Johnson | 1 | 2 | 6 | 0 | 6 | 3.0 | 0 | 5 | 6.0 |
| Jakorion Caffey | 1 | 1 | 1 | 0 | 1 | 1.0 | 0 | 1 | 1.0 |
| Dakarai Anderson | 3 | 1 | 0 | 2 | -2 | -2.0 | 0 | 0 | -0.7 |
| Team | 7 | 4 | 0 | 6 | -6 | -1.5 | 0 | 0 | -0.9 |
| Total | 7 | 213 | 1339 | 55 | 1284 | 6.0 | 13 | 46 | 183.4 |
| Opponents | 7 | 258 | 1145 | 142 | 1003 | 3.9 | 6 | 41 | 143.3 |

Passing

| Player | gp | effic | comp-att-int | pct | yds | td | lg | avg/g |
|-------------------|----|-------|--------------|-------|------|----|----|-------|
| Brendan Sorsby | 7 | 176.4 | 120-183-1 | 65.6 | 1732 | 18 | 82 | 247.4 |
| Brady Lichtenberg | 2 | 200.1 | 4-6-0 | 66.7 | 56 | 1 | 29 | 28.0 |
| Samaj Jones | 1 | 487.6 | 2-2-0 | 100.0 | 53 | 1 | 42 | 53.0 |
| Team | 7 | 0.0 | 0-1-0 | 0.0 | 0 | 0 | 0 | 0.0 |
| Total | 7 | 179.5 | 126-192-1 | 65.6 | 1841 | 20 | 82 | 263.0 |
| Opponents | 7 | 137.6 | 160-239-1 | 66.9 | 1681 | 9 | 93 | 240.1 |

Receiving

| Player | gp | no. | yds | avg | td | lg | avg/g |
|----------------|----|-----|------|------|----|----|-------|
| Cyrus Allen | 7 | 31 | 345 | 11.1 | 8 | 44 | 49.3 |
| Joe Royer | 7 | 21 | 328 | 15.6 | 4 | 73 | 46.9 |
| Jeff Caldwell | 7 | 19 | 332 | 17.5 | 3 | 40 | 47.4 |
| Caleb Goodie | 7 | 18 | 359 | 19.9 | 2 | 82 | 51.3 |
| Noah Jennings | 7 | 13 | 196 | 15.1 | 0 | 36 | 28.0 |
| Isaiah Johnson | 7 | 7 | 137 | 19.6 | 2 | 42 | 19.6 |
| Tawee Walker | 7 | 6 | 26 | 4.3 | 1 | 13 | 3.7 |
| Evan Pryor | 7 | 4 | 31 | 7.8 | 0 | 11 | 4.4 |
| Gavin Grover | 7 | 3 | 47 | 15.7 | 0 | 33 | 6.7 |
| Patrick Gurd | 6 | 2 | 23 | 11.5 | 0 | 17 | 3.8 |
| Elijah Jones | 7 | 2 | 17 | 8.5 | 0 | 11 | 2.4 |
| Total | 7 | 126 | 1841 | 14.6 | 20 | 82 | 263.0 |
| Opponents | 7 | 160 | 1681 | 10.5 | 9 | 93 | 240.1 |

Game Records

| Record | Overall | Home | Away | Neutral |
|----------------|---------|------|------|---------|
| ALL GAMES | 6-1 | 4-0 | 2-0 | 0-1 |
| CONFERENCE | 4-0 | 2-0 | 2-0 | 0-0 |
| NON-CONFERENCE | 2-1 | 2-0 | 0-0 | 0-1 |

Team Statistics

| | UC | OPP |
|-----------------------------|--------------|--------------|
| First Downs | 150 | 152 |
| Rushing | 65 | 65 |
| Passing | 76 | 67 |
| Penalty | 9 | 20 |
| Rushing Yardage | 1284 | 1003 |
| Rushing attempts | 213 | 258 |
| Average per rush | 6.0 | 3.9 |
| Average per game | 183.4 | 143.3 |
| TDs Rushing | 13 | 6 |
| Passing Yardage | 1841 | 1681 |
| Comp-Att-Int | 126-192-1 | 160-239-1 |
| Average per pass | 9.6 | 7.0 |
| Average per catch | 14.6 | 10.5 |
| Average per game | 263.0 | 240.1 |
| TDs Passing | 20 | 9 |
| Total offense | 3125 | 2684 |
| Average per play | 7.7 | 5.4 |
| Average per game | 446.4 | 383.4 |
| Kick returns: #-Yards | 9-206 | 11-178 |
| Punt returns: #-Yards | 8-30 | 6-4 |
| Int returns: #-Yards | 1-100 | 1-0 |
| Fumbles-Lost | 7-3 | 14-4 |
| Penalties-Yards | 50-484 | 43-328 |
| Punts-Avg | 21-44.8 | 27-38.7 |
| Time of possession / game | 23:31 | 34:40 |
| 3rd-down conversion | 26/67 | 36/101 |
| 4th-down conversion | 8/9 | 13/23 |
| PAT-attempts | (34-34) 100% | (12-12) 100% |
| 2-point conversion-attempts | (0-0) 0% | (3-3) 100% |

Interceptions

| Player | no. | yds | avg | td | lg |
|----------------|-----|-----|-------|----|-----|
| Matthew McDoom | 1 | 100 | 100.0 | 1 | 100 |
| Total | 1 | 100 | 100.0 | 1 | 100 |
| Opponents | 1 | 0 | 0.0 | 0 | 0 |

COMBINED STATISTICS

Field Goals

| Player | fg | pct. | 01-19 | 20-29 | 30-39 | 40-49 | 50-99 | lg | blk |
|------------------|-------------|-------------|------------|------------|------------|------------|------------|-----------|----------|
| Stephen Rusnak | 9-9 | 100.0 | 0-0 | 4-4 | 2-2 | 3-3 | 0-0 | 45 | 0 |
| Opponents | 8-10 | 80.0 | 0-0 | 3-3 | 3-4 | 1-1 | 1-2 | 52 | 0 |

Scoring

| Player | td | fg | PAT | | | | | dxp | saf | pts |
|------------------|-----------|-------------|--------------|----------|----------|----------|----------|----------|----------|------------|
| | | | kick | rush | rcv | pass | | | | |
| Stephen Rusnak | - | 9-9 | 32-32 | - | - | - | - | - | - | 59 |
| Cyrus Allen | 8 | - | - | - | - | - | - | - | - | 48 |
| Brendan Sorsby | 6 | - | - | - | - | - | - | - | - | 36 |
| Joe Royer | 4 | - | - | - | - | - | - | - | - | 24 |
| Tawee Walker | 4 | - | - | - | - | - | - | - | - | 24 |
| Jeff Caldwell | 3 | - | - | - | - | - | - | - | - | 18 |
| Evan Pryor | 2 | - | - | - | - | - | - | - | - | 12 |
| Caleb Goodie | 2 | - | - | - | - | - | - | - | - | 12 |
| Isaiah Johnson | 2 | - | - | - | - | - | - | - | - | 12 |
| Matthew McDoom | 1 | - | - | - | - | - | - | - | - | 6 |
| Chance Williams | 1 | - | - | - | - | - | - | - | - | 6 |
| Manny Covey | 1 | - | - | - | - | - | - | - | - | 6 |
| Dino Beslogic | - | - | 2-2 | - | - | - | - | - | - | 2 |
| Total | 34 | 9-9 | 34-34 | 0 | 0 | 0 | 0 | 0 | 0 | 265 |
| Opponents | 15 | 8-10 | 12-12 | 0 | 3 | 3 | 0 | 0 | 0 | 132 |

Score by Periods

| Team | 1st | 2nd | 3rd | 4th | OT | TOT |
|------------|-----|-----|-----|-----|----|-----|
| Cincinnati | 83 | 93 | 34 | 55 | 0 | 265 |
| Opponents | 10 | 47 | 35 | 40 | 0 | 132 |

Punting

| Player | no. | yds | avg | lg | tb | fc | i20 | 50+ | blk |
|------------------|-----------|-------------|-------------|-----------|----------|-----------|-----------|----------|----------|
| Max Fletcher | 21 | 940 | 44.8 | 62 | 0 | 6 | 12 | 8 | 0 |
| Total | 21 | 940 | 44.8 | 62 | 0 | 6 | 12 | 8 | 0 |
| Opponents | 27 | 1044 | 38.7 | 49 | 0 | 11 | 11 | 0 | 0 |

Punt Returns

| Player | no. | yds | avg | td | lg |
|------------------|----------|-----------|------------|----------|----------|
| Manny Covey | 8 | 30 | 3.8 | 0 | 7 |
| Total | 8 | 30 | 3.8 | 0 | 7 |
| Opponents | 6 | 4 | 0.7 | 0 | 3 |

Kick Returns

| Player | no. | yds | avg | td | lg |
|------------------|-----------|------------|-------------|----------|-----------|
| Logan Wilson | 7 | 172 | 24.6 | 0 | 37 |
| Matthew McDoom | 1 | 23 | 23.0 | 0 | 23 |
| Gavin Grover | 1 | 11 | 11.0 | 0 | 11 |
| Total | 9 | 206 | 22.9 | 0 | 37 |
| Opponents | 11 | 178 | 16.2 | 0 | 36 |

All Purpose

| Player | g | rush | rcv | pr | kr | ir | total | avg/g |
|-------------------|----------|-------------|-------------|-----------|------------|------------|-------------|--------------|
| Evan Pryor | 7 | 412 | 31 | 0 | 0 | 0 | 443 | 63.3 |
| Tawee Walker | 7 | 382 | 26 | 0 | 0 | 0 | 408 | 58.3 |
| Cyrus Allen | 7 | 21 | 345 | 0 | 0 | 0 | 366 | 52.3 |
| Caleb Goodie | 7 | 0 | 359 | 0 | 0 | 0 | 359 | 51.3 |
| Brendan Sorsby | 7 | 340 | 0 | 0 | 0 | 0 | 340 | 48.6 |
| Jeff Caldwell | 7 | 0 | 332 | 0 | 0 | 0 | 332 | 47.4 |
| Joe Royer | 7 | 0 | 328 | 0 | 0 | 0 | 328 | 46.9 |
| Noah Jennings | 7 | 0 | 196 | 0 | 0 | 0 | 196 | 28.0 |
| Logan Wilson | 6 | 0 | 0 | 0 | 172 | 0 | 172 | 28.7 |
| Isaiah Johnson | 7 | 0 | 137 | 0 | 0 | 0 | 137 | 19.6 |
| Matthew McDoom | 7 | 0 | 0 | 0 | 23 | 100 | 123 | 17.6 |
| Manny Covey | 7 | 72 | 0 | 30 | 0 | 0 | 102 | 14.6 |
| Gavin Grover | 7 | 0 | 47 | 0 | 11 | 0 | 58 | 8.3 |
| Samaj Jones | 1 | 26 | 0 | 0 | 0 | 0 | 26 | 26.0 |
| Patrick Gurd | 6 | 0 | 23 | 0 | 0 | 0 | 23 | 3.8 |
| Brady Lichtenberg | 2 | 21 | 0 | 0 | 0 | 0 | 21 | 10.5 |
| Elijah Jones | 7 | 0 | 17 | 0 | 0 | 0 | 17 | 2.4 |
| Chance Williams | 3 | 11 | 0 | 0 | 0 | 0 | 11 | 3.7 |
| Zion Johnson | 1 | 6 | 0 | 0 | 0 | 0 | 6 | 6.0 |
| Jakorion Caffey | 1 | 1 | 0 | 0 | 0 | 0 | 1 | 1.0 |
| Dakarai Anderson | 3 | -2 | 0 | 0 | 0 | 0 | -2 | -0.7 |
| Total | 7 | 1284 | 1841 | 30 | 206 | 100 | 3461 | 494.4 |
| Opponents | 7 | 1003 | 1681 | 4 | 178 | 0 | 2866 | 409.4 |

Total Offense

| Player | g | plays | rush | pass | total | avg/g |
|-------------------|----------|------------|-------------|-------------|-------------|--------------|
| Brendan Sorsby | 7 | 241 | 340 | 1732 | 2072 | 296.0 |
| Evan Pryor | 7 | 53 | 412 | 0 | 412 | 58.9 |
| Tawee Walker | 7 | 71 | 382 | 0 | 382 | 54.6 |
| Samaj Jones | 1 | 5 | 26 | 53 | 79 | 79.0 |
| Brady Lichtenberg | 2 | 7 | 21 | 56 | 77 | 38.5 |
| Manny Covey | 7 | 11 | 72 | 0 | 72 | 10.3 |
| Cyrus Allen | 7 | 3 | 21 | 0 | 21 | 3.0 |
| Chance Williams | 3 | 5 | 11 | 0 | 11 | 3.7 |
| Zion Johnson | 1 | 2 | 6 | 0 | 6 | 6.0 |
| Jakorion Caffey | 1 | 1 | 1 | 0 | 1 | 1.0 |
| Dakarai Anderson | 3 | 1 | -2 | 0 | -2 | -0.7 |
| Total | 7 | 405 | 1284 | 1841 | 3125 | 446.4 |
| Opponents | 7 | 497 | 1003 | 1681 | 2684 | 383.4 |

TEAM STATISTICS

Team Statistics

| | UC | OPP |
|----------------------------------|----------------|----------------|
| Scoring | 265 | 132 |
| Points per game | 37.9 | 18.9 |
| Points Off Turnovers | 21 | 14 |
| First Downs | 150 | 152 |
| Rushing | 65 | 65 |
| Passing | 76 | 67 |
| Penalty | 9 | 20 |
| Rushing Yardage | 1284 | 1003 |
| Yards gained rushing | 1339 | 1145 |
| Yards lost rushing | 55 | 142 |
| Rushing attempts | 213 | 258 |
| Average per rush | 6.0 | 3.9 |
| Average per game | 183.4 | 143.3 |
| TDs Rushing | 13 | 6 |
| Passing Yardage | 1841 | 1681 |
| Comp-Att-Int | 126-192-1 | 160-239-1 |
| Average per pass | 9.6 | 7.0 |
| Average per catch | 14.6 | 10.5 |
| Average per game | 263.0 | 240.1 |
| TDs Passing | 20 | 9 |
| Total offense | 3125 | 2684 |
| Total plays | 405 | 497 |
| Average per play | 7.7 | 5.4 |
| Average per game | 446.4 | 383.4 |
| Kick returns: #-Yards | 9-206 | 11-178 |
| Punt returns: #-Yards | 8-30 | 6-4 |
| Int returns: #-Yards | 1-100 | 1-0 |
| Kick return average | 22.9 | 16.2 |
| Punt return average | 3.8 | 0.7 |
| Int return average | 100.0 | 0.0 |
| Fumbles-Lost | 7-3 | 14-4 |
| Penalties-Yards | 50-484 | 43-328 |
| Average per game | 69.1 | 46.9 |
| Punts-Yards | 21-940 | 27-1044 |
| Average per punt | 44.8 | 38.7 |
| Net punt average | 44.6 | 38.8 |
| Kickoffs-Yards | 49-3103 | 26-1482 |
| Average per kick | 63.3 | 57.0 |
| Net kick average | 40.8 | 36.9 |
| Time of possession / game | 23:31 | 34:40 |
| 3rd-down conversion | 26/67 | 36/101 |
| 3rd-down pct | 39% | 36% |
| 4th-down conversion | 8/9 | 13/23 |

TEAM STATISTICS

| | UC | OPP |
|------------------------------------|---------------------|---------------------|
| 4th-down pct | 89% | 57% |
| Sacks by-Yards | 15-67 | 2-17 |
| Misc Yards | 0 | 0 |
| Touchdowns scored | 34 | 15 |
| Field goals - attempts | 9-9 | 8-10 |
| On-Side kicks | 0-0 | 0-3 |
| Red-zone scores | (28-28) 100% | (17-23) 74% |
| Red-zone touchdowns | (22-28) 79% | (11-23) 48% |
| PAT-attempts | (34-34) 100% | (12-12) 100% |
| 2-point conversion-attempts | (0-0) 0% | (3-3) 100% |
| Attendance | 139224 | 88426 |
| Games / Avg per game | 4/34806 | 2/44213 |
| Neutral site games | - | 1/72884 |

Score by Periods

| Team | 1st | 2nd | 3rd | 4th | OT | TOT |
|------------|-----|-----|-----|-----|----|-----|
| Cincinnati | 83 | 93 | 34 | 55 | 0 | 265 |
| Opponents | 10 | 47 | 35 | 40 | 0 | 132 |

PARTICIPATION

| ## | Player | GP-GS | Nebr | BGSU | NW | KU | IowaSt | UCF | OSU |
|----|---------------------|-------|-------|-------|-------|-------|--------|-------|-------|
| 0 | Matthew McDoom | 7/7 | START | START | START | START | START | START | START |
| 0 | Isaiah Johnson | 7/0 | XXX | XXX | XXX | XXX | XXX | XXX | XXX |
| 2 | Dontay Corleone | 5/5 | START | START | ... | ... | START | START | START |
| 2 | Brendan Sorsby | 7/7 | START | START | START | START | START | START | START |
| 3 | Kye Stokes | 7/0 | XXX | XXX | XXX | XXX | XXX | XXX | XXX |
| 3 | Tawee Walker | 7/3 | XXX | XXX | XXX | START | START | START | XXX |
| 4 | Mikah Coleman | 7/7 | START | START | START | START | START | START | START |
| 4 | Cyrus Allen | 7/7 | START | START | START | START | START | START | START |
| 5 | Christian Harrison | 7/7 | START | START | START | START | START | START | START |
| 5 | Samaj Jones | 1/0 | ... | ... | XXX | ... | ... | ... | ... |
| 6 | Evan Pryor | 7/4 | START | START | START | XXX | XXX | XXX | START |
| 6 | Tre Gola-Callard | 7/7 | START | START | START | START | START | START | START |
| 7 | Logan Wilson | 6/6 | START | ... | START | START | START | START | START |
| 7 | Chance Williams | 3/0 | XXX | XXX | XXX | ... | ... | ... | ... |
| 8 | Ormanie Arnold | 5/0 | ... | XXX | XXX | XXX | XXX | ... | XXX |
| 8 | Noah Jennings | 7/2 | XXX | XXX | XXX | XXX | START | START | XXX |
| 9 | Jeff Caldwell | 7/5 | START | START | START | START | XXX | XXX | START |
| 9 | Jiquan Sanks | 7/4 | START | START | START | XXX | XXX | XXX | START |
| 10 | Tayden Barnes | 7/0 | XXX | XXX | XXX | XXX | XXX | XXX | XXX |
| 10 | Caleb Goodie | 7/6 | START | XXX | START | START | START | START | START |
| 11 | Joe Royer | 7/7 | START | START | START | START | START | START | START |
| 12 | Jake Golday | 7/7 | START | START | START | START | START | START | START |
| 12 | Zebulin Kinsey | 0/0 | ... | ... | ... | ... | ... | ... | ... |
| 13 | Zion Johnson | 1/0 | ... | ... | XXX | ... | ... | ... | ... |
| 13 | Patrick Williams | 1/0 | ... | ... | XXX | ... | ... | ... | ... |
| 14 | Barry Jackson Jr. | 6/0 | XXX | XXX | XXX | XXX | XXX | XXX | ... |
| 14 | Zay Johnson | 1/0 | ... | ... | ... | ... | ... | XXX | ... |
| 15 | Will Kocher | 1/0 | ... | ... | XXX | ... | ... | ... | ... |
| 15 | Jamari Johnson | 1/0 | ... | ... | XXX | ... | ... | ... | ... |
| 16 | Brady Lichtenberg | 2/0 | ... | ... | XXX | ... | ... | ... | XXX |
| 16 | Jaylon White-McLain | 7/0 | XXX | XXX | XXX | XXX | XXX | XXX | XXX |
| 17 | Brian Simms III | 7/0 | XXX | XXX | XXX | XXX | XXX | XXX | XXX |
| 17 | Giyahni Kontosis | 2/0 | XXX | XXX | ... | ... | ... | ... | ... |
| 18 | Marqavious Saboor | 7/0 | XXX | XXX | XXX | XXX | XXX | XXX | XXX |
| 18 | Kale Woodburn | 2/0 | ... | ... | XXX | ... | ... | ... | XXX |
| 19 | Dakarai Anderson | 3/0 | XXX | ... | XXX | ... | ... | ... | XXX |
| 19 | CJ Jones | 4/0 | ... | XXX | XXX | XXX | XXX | ... | ... |
| 20 | Jakorion Caffey | 1/0 | ... | ... | XXX | ... | ... | ... | ... |
| 20 | CJ Crite | 1/0 | ... | ... | XXX | ... | ... | ... | ... |
| 21 | Patrick Gurd | 6/1 | XXX | START | XXX | XXX | XXX | XXX | ... |
| 21 | C.J. McCray | 7/0 | XXX | XXX | XXX | XXX | XXX | XXX | XXX |
| 22 | Jonathan Thompson | 7/3 | XXX | START | XXX | XXX | XXX | START | START |
| 22 | Zane Kinsey | 0/0 | ... | ... | ... | ... | ... | ... | ... |
| 23 | Willie Goodwyn | 3/0 | XXX | XXX | XXX | ... | ... | ... | ... |
| 24 | Terrell Holcomb | 1/0 | ... | ... | XXX | ... | ... | ... | ... |
| 25 | Daniel James | 6/1 | XXX | START | XXX | ... | XXX | XXX | XXX |
| 26 | Cameron Roetherford | 1/0 | ... | ... | ... | ... | ... | ... | XXX |
| 27 | Taizaun Burns | 0/0 | ... | ... | ... | ... | ... | ... | ... |
| 29 | Manny Covey | 7/0 | XXX | XXX | XXX | XXX | XXX | XXX | XXX |
| 29 | Stanley Clyne | 3/0 | XXX | ... | XXX | ... | ... | XXX | ... |
| 31 | Max Fletcher | 7/0 | XXX | XXX | XXX | XXX | XXX | XXX | XXX |
| 31 | Simeon Coleman | 7/5 | START | XXX | START | START | START | XXX | START |
| 32 | Landen Schaefer | 0/0 | ... | ... | ... | ... | ... | ... | ... |
| 33 | Darrell Gipson | 1/0 | ... | ... | XXX | ... | ... | ... | ... |
| 34 | Myles Harrison | 1/0 | ... | ... | XXX | ... | ... | ... | ... |
| 35 | Dino Beslagic | 1/0 | ... | ... | XXX | ... | ... | ... | ... |
| 35 | Drew Robinson | 1/0 | ... | ... | XXX | ... | ... | ... | ... |
| 36 | Xavier Williams | 7/0 | XXX | XXX | XXX | XXX | XXX | XXX | XXX |
| 37 | Weston Simmons | 1/0 | ... | ... | XXX | ... | ... | ... | ... |
| 39 | Cincear Lewis | 1/0 | ... | ... | XXX | ... | ... | ... | ... |

| ## | Player | GP-GS | Nebr | BGSU | NW | KU | IowaSt | UCF | OSU |
|----|--------------------|-------|-------|-------|-------|-------|--------|-------|-------|
| 40 | Kamari Burns | 7/0 | XXX | XXX | XXX | XXX | XXX | XXX | XXX |
| 41 | Quinn Staten | 0/0 | ... | ... | ... | ... | ... | ... | ... |
| 44 | Montay Weedon | 7/1 | XXX | XXX | START | XXX | XXX | XXX | XXX |
| 45 | Ben Blevins | 5/0 | XXX | XXX | XXX | ... | ... | XXX | XXX |
| 46 | Antwan Peek Jr. | 7/3 | XXX | XXX | XXX | START | START | START | XXX |
| 47 | George Leibold | 1/0 | ... | ... | XXX | ... | ... | ... | ... |
| 48 | Eli Stein | 7/0 | XXX | XXX | XXX | XXX | XXX | XXX | XXX |
| 49 | Jack Dingle | 6/5 | START | START | ... | START | START | START | XXX |
| 50 | Evan Tengesdahl | 7/7 | START | START | START | START | START | START | START |
| 52 | Ronan Casanova | 0/0 | ... | ... | ... | ... | ... | ... | ... |
| 53 | Gavin Gerhardt | 7/7 | START | START | START | START | START | START | START |
| 55 | Isaiah Rogers | 7/2 | XXX | XXX | START | START | XXX | XXX | XXX |
| 56 | Deondre Buford | 7/6 | START | START | XXX | START | START | START | START |
| 56 | Tim Griffin | 1/0 | ... | ... | XXX | ... | ... | ... | ... |
| 59 | Jake Wheelock | 1/0 | ... | ... | XXX | ... | ... | ... | ... |
| 63 | Zac Clarke | 0/0 | ... | ... | ... | ... | ... | ... | ... |
| 66 | Xavier Lozowicki | 6/0 | ... | XXX | XXX | XXX | XXX | XXX | XXX |
| 69 | JP Schrieber | 0/0 | ... | ... | ... | ... | ... | ... | ... |
| 70 | Cray Paich | 0/0 | ... | ... | ... | ... | ... | ... | ... |
| 71 | Judea Milon | 7/0 | XXX | XXX | XXX | XXX | XXX | XXX | XXX |
| 72 | Nolan Latulippe | 2/0 | ... | ... | XXX | XXX | ... | ... | ... |
| 73 | Aiden Pastoriza | 0/0 | ... | ... | ... | ... | ... | ... | ... |
| 74 | Joe Cotton | 7/7 | START | START | START | START | START | START | START |
| 75 | Marcus McGregor | 0/0 | ... | ... | ... | ... | ... | ... | ... |
| 76 | Zach Taylor | 1/0 | ... | ... | ... | ... | ... | XXX | ... |
| 77 | Taran Tyo | 7/7 | START | START | START | START | START | START | START |
| 78 | Grant Edgington | 2/0 | ... | ... | XXX | ... | ... | ... | XXX |
| 79 | Ethan Green | 7/1 | XXX | XXX | START | XXX | XXX | XXX | XXX |
| 80 | Elijah Jones | 7/0 | XXX | XXX | XXX | XXX | XXX | XXX | XXX |
| 82 | James Early | 0/0 | ... | ... | ... | ... | ... | ... | ... |
| 82 | Ka'Maurri Smith | 1/0 | ... | ... | XXX | ... | ... | ... | ... |
| 83 | Devyn Zahursky | 7/0 | XXX | XXX | XXX | XXX | XXX | XXX | XXX |
| 85 | Lyviel Waters | 1/0 | ... | ... | XXX | ... | ... | ... | ... |
| 86 | Kellen Davis | 1/0 | ... | ... | XXX | ... | ... | ... | ... |
| 87 | Gavin Grover | 7/0 | XXX | XXX | XXX | XXX | XXX | XXX | XXX |
| 88 | CD McFee | 0/0 | ... | ... | ... | ... | ... | ... | ... |
| 88 | DaMari Witherspoon | 1/0 | ... | ... | XXX | ... | ... | ... | ... |
| 89 | Nash Biglin | 0/0 | ... | ... | ... | ... | ... | ... | ... |
| 90 | Jalen Hunt | 7/7 | START | START | START | START | START | START | START |
| 91 | Drew Logan | 2/0 | XXX | XXX | ... | ... | ... | ... | ... |
| 92 | Elijah Gunn | 3/0 | XXX | XXX | XXX | ... | ... | ... | ... |
| 93 | Max Lemasters | 0/0 | ... | ... | ... | ... | ... | ... | ... |
| 94 | Keilan Smith | 0/0 | ... | ... | ... | ... | ... | ... | ... |
| 95 | Lendric Barber | 1/0 | ... | ... | XXX | ... | ... | ... | ... |
| 96 | Nathan Nunn | 0/0 | ... | ... | ... | ... | ... | ... | ... |
| 97 | Kamron Neal | 1/0 | ... | ... | XXX | ... | ... | ... | ... |
| 98 | Marquaze Parker | 7/0 | XXX | XXX | XXX | XXX | XXX | XXX | XXX |
| 99 | Stephen Rusnak | 7/0 | XXX | XXX | XXX | XXX | XXX | XXX | XXX |
| 99 | Rob Jackson | 6/0 | XXX | XXX | XXX | XXX | XXX | XXX | ... |

PASSING/RUSHING/RECEIVING

| #2 Brendan Sorsby | Comp | Att | Int | Pct | Yards | TD | Long | Sacked | Effic. |
|-------------------|------------|------------|----------|-------------|-------------|-----------|-----------|-------------|--------------|
| Nebraska | 13 | 25 | 1 | 52.0 | 69 | 0 | 14 | 0-0 | 67.2 |
| Bowling Green | 17 | 24 | 0 | 70.8 | 333 | 3 | 73 | 0-0 | 228.6 |
| Northwestern St. | 15 | 15 | 0 | 100.0 | 253 | 5 | 55 | 0-0 | 351.7 |
| Kansas | 29 | 43 | 0 | 67.4 | 388 | 2 | 37 | 1-11 | 158.6 |
| Iowa St. | 13 | 25 | 0 | 52.0 | 214 | 2 | 82 | 0-0 | 150.3 |
| UCF | 12 | 21 | 0 | 57.1 | 191 | 2 | 67 | 0-0 | 165.0 |
| Oklahoma St. | 21 | 30 | 0 | 70.0 | 284 | 4 | 38 | 1-6 | 193.5 |
| Totals | 120 | 183 | 1 | 65.6 | 1732 | 18 | 82 | 2-17 | 176.4 |

| #5 Samaj Jones | Comp | Att | Int | Pct | Yards | TD | Long | Sacked | Effic. |
|------------------|----------|----------|----------|--------------|-----------|----------|-----------|------------|--------------|
| Northwestern St. | 2 | 2 | 0 | 100.0 | 53 | 1 | 42 | 0-0 | 487.6 |
| Totals | 2 | 2 | 0 | 100.0 | 53 | 1 | 42 | 0-0 | 487.6 |

| #16 Brady Lichtenberg | Comp | Att | Int | Pct | Yards | TD | Long | Sacked | Effic. |
|-----------------------|----------|----------|----------|-------------|-----------|----------|-----------|------------|--------------|
| Northwestern St. | 4 | 6 | 0 | 66.7 | 56 | 1 | 29 | 0-0 | 200.1 |
| Totals | 4 | 6 | 0 | 66.7 | 56 | 1 | 29 | 0-0 | 200.1 |

Rushing

| Player | No-Yds/TD | Nebr | BGSU | NW | KU | IowaSt | UCF | OSU |
|-------------------|-----------|---------|---------|--------|---------|----------|---------|--------|
| Tawee Walker | 71-382/3 | 7-53/0 | 11-32/0 | 6-66/1 | 18-73/2 | 14-89/0 | 8-31/0 | 7-38/0 |
| Brendan Sorsby | 58-340/6 | 13-96/2 | 7-40/1 | 2-39/1 | 13-52/0 | 9-64/1 | 8-36/0 | 6-13/1 |
| Evan Pryor | 53-412/2 | 5-29/0 | 6-33/0 | 6-38/0 | 6-90/0 | 10-111/2 | 11-48/0 | 9-63/0 |
| Manny Covey | 11-72/1 | 1-1/0 | - | 4-43/0 | - | - | - | 6-28/1 |
| Chance Williams | 5-11/1 | 1-5/0 | 3-3/0 | 1-3/1 | DNP | DNP | DNP | DNP |
| Samaj Jones | 3-26/0 | DNP | DNP | 3-26/0 | DNP | DNP | DNP | DNP |
| Cyrus Allen | 3-21/0 | 2-18/0 | - | - | - | - | - | 1-3/0 |
| Zion Johnson | 2-6/0 | DNP | DNP | 2-6/0 | DNP | DNP | DNP | DNP |
| Brady Lichtenberg | 1-21/0 | DNP | DNP | 1-21/0 | DNP | DNP | DNP | - |
| Jakorion Caffey | 1-1/0 | DNP | DNP | 1-1/0 | DNP | DNP | DNP | DNP |
| Dakarai Anderson | 1--2/0 | - | DNP | - | DNP | DNP | DNP | 1--2/0 |

Receiving

| Player | No-Yds/TD | Nebr | BGSU | NW | KU | IowaSt | UCF | OSU |
|----------------|-----------|--------|---------|---------|----------|--------|--------|--------|
| Cyrus Allen | 31-345/8 | 5-41/0 | 3-45/2 | 4-59/1 | 11-128/2 | 3-22/0 | 1--1/0 | 4-51/3 |
| Joe Royer | 21-328/4 | 3-11/0 | 2-104/0 | 3-23/2 | 2-24/0 | 4-20/1 | 2-83/0 | 5-63/1 |
| Jeff Caldwell | 19-332/3 | 1-5/0 | 5-109/1 | 3-58/0 | 3-27/0 | 1-21/0 | 3-58/2 | 3-54/0 |
| Caleb Goodie | 18-359/2 | 1-5/0 | 4-49/0 | 3-106/1 | 5-91/0 | 2-83/1 | 2-20/0 | 1-5/0 |
| Noah Jennings | 13-196/0 | - | 2-28/0 | 2-15/0 | 3-36/0 | 2-42/0 | 1-12/0 | 3-63/0 |
| Isaiah Johnson | 7-137/2 | - | - | 2-50/2 | 1-33/0 | 1-26/0 | 2-14/0 | 1-14/0 |
| Tawee Walker | 6-26/1 | 1--4/0 | 1--2/0 | 2-23/1 | 1-4/0 | - | 1-5/0 | - |
| Evan Pryor | 4-31/0 | 1-5/0 | - | - | 1-5/0 | - | - | 2-21/0 |
| Gavin Grover | 3-47/0 | - | - | - | 2-40/0 | - | - | 1-7/0 |
| Patrick Gurd | 2-23/0 | 1-6/0 | - | 1-17/0 | - | - | - | DNP |
| Elijah Jones | 2-17/0 | - | - | 1-11/0 | - | - | - | 1-6/0 |

DEFENSIVE STATISTICS

| ## | Player | gp | Tackles | | | | Sacks | Pass defense | | | Fumbles | | blkd | |
|---------------|---------------------|----------|------------|------------|------------|---------------|--------------|--------------|-----------|-----------|------------|----------|----------|----------|
| | | | ua | a | tot | tfl/yds | no-yds | int-yds | brup | qbh | fr-yds | ff | kick | saf |
| 11 | Jake Golday | 7 | 28 | 34 | 62 | 3-18 | 3-18 | . | 1 | 2 | . | 1 | . | . |
| 6 | Tre Gola-Callard | 7 | 14 | 25 | 39 | 2.5-4 | . | . | 3 | . | . | . | . | . |
| 22 | Jonathan Thompson | 7 | 17 | 19 | 36 | 3.5-6 | 1-2 | . | . | 2 | 1-0 | 1 | . | . |
| 5 | Christian Harrison | 7 | 19 | 12 | 31 | 1.5-2 | . | . | 5 | . | . | . | . | . |
| 46 | Antwan Peek Jr. | 7 | 13 | 14 | 27 | 2-3 | 1-3 | . | . | . | 1-0 | 2 | . | . |
| 9 | Jiquan Sanks | 7 | 13 | 12 | 25 | 1-2 | . | . | 1 | . | 1-0 | . | . | . |
| 0 | Matthew McDoom | 7 | 13 | 11 | 24 | . | . | 1-100 | 2 | . | . | . | . | . |
| 7 | Logan Wilson | 6 | 12 | 10 | 22 | 2-11 | . | . | 6 | . | 1-0 | . | . | . |
| 31 | Simeon Coleman | 7 | 14 | 8 | 22 | 1-1 | . | . | . | . | . | . | . | . |
| 49 | Jack Dingle | 6 | 9 | 13 | 22 | 2-11 | 2-11 | . | . | 3 | . | . | . | . |
| 10 | Tayden Barnes | 7 | 10 | 8 | 18 | 1-6 | . | . | . | . | . | . | . | . |
| 36 | Xavier Williams | 7 | 7 | 11 | 18 | . | . | . | . | . | . | 1 | . | . |
| 17 | Brian Simms III | 7 | 7 | 10 | 17 | 3-4 | 2-2 | . | . | 1 | . | 1 | . | . |
| 90 | Jalen Hunt | 7 | 6 | 7 | 13 | 3-8 | 2-7 | . | . | . | . | . | . | . |
| 4 | Mikah Coleman | 7 | 4 | 9 | 13 | 0.5-0 | 0.5-0 | . | . | 1 | . | . | . | . |
| 55 | Isaiah Rogers | 7 | 5 | 8 | 13 | 1-4 | 1-4 | . | . | . | . | . | . | . |
| 44 | Montay Weedon | 7 | 4 | 8 | 12 | 1-2 | . | . | . | . | . | . | . | . |
| 8 | Ormanie Arnold | 5 | 6 | 5 | 11 | . | . | . | 2 | . | . | . | . | . |
| 16 | Jaylon White-McLain | 7 | 2 | 8 | 10 | 0.5-1 | . | . | . | . | . | 1 | . | . |
| 98 | Marquaze Parker | 7 | 1 | 9 | 10 | 2-3 | . | . | . | 1 | . | . | . | . |
| 2 | Dontay Corleone | 5 | 3 | 4 | 7 | . | . | . | . | 2 | . | . | . | . |
| 25 | Daniel James | 6 | 5 | 2 | 7 | . | . | . | 1 | . | . | . | . | . |
| 40 | Kamari Burns | 7 | 2 | 5 | 7 | 0.5-2 | 0.5-2 | . | . | . | . | . | . | . |
| 21 | C.J. McCray | 7 | . | 6 | 6 | 0.5-3 | 0.5-3 | . | . | 1 | . | . | . | . |
| 97 | Kamron Neal | 1 | 1 | 4 | 5 | . | . | . | . | . | . | . | . | . |
| 18 | Marqavious Saboor | 7 | 2 | 3 | 5 | . | . | . | 1 | . | . | . | . | . |
| 45 | Ben Blevins | 5 | 1 | 4 | 5 | . | . | . | . | . | . | . | . | . |
| 99 | Rob Jackson | 6 | 2 | 3 | 5 | 2-16 | 1.5-15 | . | . | . | . | . | . | . |
| 29 | Manny Covey | 7 | 2 | 1 | 3 | . | . | . | . | . | . | . | . | . |
| 33 | Darrell Gipson | 1 | 2 | 1 | 3 | . | . | . | . | . | . | . | . | . |
| 47 | George Leibold | 1 | . | 3 | 3 | . | . | . | . | . | . | . | . | . |
| 48 | Eli Stein | 7 | 1 | 2 | 3 | . | . | . | . | . | . | . | . | . |
| 39 | Cincear Lewis | 1 | 1 | 2 | 3 | . | . | . | . | . | . | . | . | . |
| 3 | Kye Stokes | 7 | 2 | . | 2 | . | . | . | . | . | . | . | . | . |
| 34 | Myles Harrison | 1 | . | 2 | 2 | 0.5-0 | . | . | . | . | . | . | . | . |
| 24 | Terrell Holcomb | 1 | . | 2 | 2 | . | . | . | . | . | . | . | . | . |
| 20 | CJ Crite | 1 | 1 | 1 | 2 | . | . | . | . | . | . | . | . | . |
| 29 | Stanley Clyne | 3 | 1 | 1 | 2 | . | . | . | . | . | . | . | . | . |
| 99 | Stephen Rusnak | 7 | 1 | . | 1 | . | . | . | . | . | . | . | . | . |
| 19 | CJ Jones | 4 | . | 1 | 1 | . | . | . | . | . | . | . | . | . |
| 3 | Tawee Walker | 7 | . | 1 | 1 | . | . | . | . | . | . | . | . | . |
| 21 | Patrick Gurd | 6 | 1 | . | 1 | . | . | . | . | . | . | . | . | . |
| 92 | Elijah Gunn | 3 | . | 1 | 1 | . | . | . | . | . | . | . | . | . |
| 56 | Tim Griffin | 1 | 1 | . | 1 | . | . | . | . | . | . | . | . | . |
| Totals | | 7 | 233 | 290 | 523 | 34-107 | 15-67 | 1-100 | 22 | 13 | 4-0 | 7 | 0 | 0 |
| Opponents | | 7 | 197 | 198 | 395 | 25-58 | 2-17 | 1-0 | 17 | 13 | 3-0 | 3 | 0 | 0 |

CINCINNATI GAME-BY-GAME STATISTICS

| Date | Opponent | Rushing | | | | Receiving | | | | Passing | | | | Kick Returns | | | | Punt Returns | | | | tot off |
|-------------------|------------------|------------|-------------|-----------|-----------|------------|-------------|-----------|-----------|------------------|-------------|-----------|-----------|--------------|------------|----------|-----------|--------------|-----------|----------|----------|-------------|
| | | no. | yds | td | lg | no. | yds | td | lg | cmp-att-int | yds | td | lg | no. | yds | td | lg | no. | yds | td | lg | |
| 08/28/2025 | vs Nebraska | 30 | 202 | 2 | 29 | 13 | 69 | 0 | 14 | 13-25-1 | 69 | 0 | 14 | 1 | 20 | 0 | 20 | 0 | 0 | 0 | 0 | 271 |
| 09/06/2025 | Bowling Green | 29 | 106 | 1 | 16 | 17 | 333 | 3 | 73 | 17-24-0 | 333 | 3 | 73 | 1 | 23 | 0 | 23 | 1 | 3 | 0 | 3 | 439 |
| 09/13/2025 | Northwestern St. | 26 | 243 | 3 | 24 | 21 | 362 | 7 | 55 | 21-23-0 | 362 | 7 | 55 | 0 | 0 | 0 | 0 | 4 | 22 | 0 | 7 | 605 |
| 09/27/2025 | at Kansas | 37 | 215 | 2 | 46 | 29 | 388 | 2 | 37 | 29-44-0 | 388 | 2 | 37 | 1 | 16 | 0 | 16 | 1 | 0 | 0 | 0 | 603 |
| 10/04/2025 | Iowa St. | 34 | 260 | 3 | 30 | 13 | 214 | 2 | 82 | 13-25-0 | 214 | 2 | 82 | 3 | 93 | 0 | 37 | 0 | 0 | 0 | 0 | 474 |
| 10/11/2025 | UCF | 27 | 115 | 0 | 18 | 12 | 191 | 2 | 67 | 12-21-0 | 191 | 2 | 67 | 0 | 0 | 0 | 0 | 1 | 2 | 0 | 2 | 306 |
| 10/18/2025 | at Oklahoma St. | 30 | 143 | 2 | 32 | 21 | 284 | 4 | 38 | 21-30-0 | 284 | 4 | 38 | 3 | 54 | 0 | 24 | 1 | 3 | 0 | 3 | 427 |
| Cincinnati | | 213 | 1284 | 13 | 46 | 126 | 1841 | 20 | 82 | 126-192-1 | 1841 | 20 | 82 | 9 | 206 | 0 | 37 | 8 | 30 | 0 | 7 | 3125 |
| Opponents | | 258 | 1003 | 6 | 41 | 160 | 1681 | 9 | 93 | 160-239-1 | 1681 | 9 | 93 | 11 | 178 | 0 | 36 | 6 | 4 | 0 | 3 | 2684 |

Cincinnati Averages

| Games | Avg/ rush | Avg/ catch | Pass effc | KR avg | PR avg | All purpose avg/game | Total offense avg/game |
|-------|-----------|------------|-----------|--------|--------|----------------------|------------------------|
| 7 | 6.0 | 14.6 | 179.5 | 22.9 | 3.8 | 494.4 | 446.4 |

| Date | Opponent | Tackles | | | | Sacks | Fumble | | Pass Defense | | | blkd | PAT attempts | | | off | | |
|------------|------------------|---------|-----|-------|----------|--------|--------|--------|--------------|-----|------|------|--------------|------|-----|-----|-----|-----|
| | | ua | a | total | tfl-yds | no-yds | ff | fr-yds | int-yds | qbh | brup | kick | kick | rush | rcv | saf | t/o | pts |
| 08/28/2025 | vs Nebraska | 24 | 84 | 108 | 6.0-16 | 3-10 | 2 | 0-0 | 0-0 | 3 | 2 | 0 | 2-2 | 0 | 0 | 0 | 0 | 17 |
| 09/06/2025 | Bowling Green | 40 | 40 | 80 | 8.0-32 | 4-23 | 1 | 0-0 | 0-0 | 2 | 1 | 0 | 4-4 | 0 | 0 | 0 | 0 | 34 |
| 09/13/2025 | Northwestern St. | 24 | 44 | 68 | 6.0-23 | 2-13 | 1 | 1-0 | 0-0 | 0 | 2 | 0 | 10-10 | 0 | 0 | 0 | 7 | 70 |
| 09/27/2025 | at Kansas | 26 | 20 | 46 | 2.0-5 | 1-3 | 1 | 1-0 | 0-0 | 2 | 1 | 0 | 4-4 | 0 | 0 | 0 | 0 | 37 |
| 10/04/2025 | Iowa St. | 46 | 30 | 76 | 4.0-11 | 3-10 | 1 | 0-0 | 0-0 | 0 | 6 | 0 | 5-5 | 0 | 0 | 0 | 0 | 38 |
| 10/11/2025 | UCF | 39 | 44 | 83 | 5.0-13 | 2-8 | 1 | 1-0 | 0-0 | 5 | 8 | 0 | 2-2 | 0 | 0 | 0 | 0 | 20 |
| 10/18/2025 | at Oklahoma St. | 34 | 28 | 62 | 3.0-7 | 0-0 | 0 | 1-0 | 1-100 | 1 | 2 | 0 | 7-7 | 0 | 0 | 0 | 14 | 49 |
| Cincinnati | | 233 | 290 | 523 | 34.0-107 | 15-67 | 7 | 4-0 | 1-100 | 13 | 22 | 0 | 34-34 | 0 | 0 | 0 | 21 | 265 |
| Opponents | | 197 | 198 | 395 | 25.0-58 | 2-17 | 3 | 3-0 | 1-0 | 13 | 17 | 0 | 12-12 | 0 | 3 | 0 | 14 | 132 |

| Date | Opponent | Punting | | | | | | | | | | Field Goals | | | Kickoffs | | | |
|-------------------|------------------|-----------|-------------|-------------|-----------|----------|----------|-----------|----------|-----------|-------------|-------------|----------|-----------|-------------|-------------|-----------|----------|
| | | no. | yds | avg | long | blkd | tb | fc | 50+ | i20 | md-att | long | blkd | no. | yds | avg | tb | ob |
| 08/28/2025 | vs Nebraska | 4 | 181 | 45.3 | 52 | 0 | 0 | 1 | 1 | 2 | 1-1 | 45 | 0 | 4 | 254 | 63.5 | 2 | 0 |
| 09/06/2025 | Bowling Green | 2 | 112 | 56.0 | 62 | 0 | 0 | 0 | 2 | 0 | 2-2 | 40 | 0 | 7 | 430 | 61.4 | 4 | 1 |
| 09/13/2025 | Northwestern St. | 2 | 75 | 37.5 | 48 | 0 | 0 | 0 | 0 | 1 | 0-0 | 0 | 0 | 11 | 688 | 62.5 | 6 | 0 |
| 09/27/2025 | at Kansas | 3 | 157 | 52.3 | 53 | 0 | 0 | 1 | 3 | 3 | 3-3 | 43 | 0 | 7 | 450 | 64.3 | 6 | 0 |
| 10/04/2025 | Iowa St. | 3 | 125 | 41.7 | 60 | 0 | 0 | 1 | 1 | 1 | 1-1 | 38 | 0 | 7 | 451 | 64.4 | 6 | 0 |
| 10/11/2025 | UCF | 5 | 206 | 41.2 | 50 | 0 | 0 | 2 | 1 | 4 | 2-2 | 32 | 0 | 5 | 324 | 64.8 | 4 | 0 |
| 10/18/2025 | at Oklahoma St. | 2 | 84 | 42.0 | 43 | 0 | 0 | 1 | 0 | 1 | 0-0 | 0 | 0 | 8 | 506 | 63.3 | 4 | 0 |
| Cincinnati | | 21 | 940 | 44.8 | 62 | 0 | 0 | 6 | 8 | 12 | 9-9 | 45 | 0 | 49 | 3103 | 63.3 | 32 | 1 |
| Opponents | | 27 | 1044 | 38.7 | 49 | 0 | 0 | 11 | 0 | 11 | 8-10 | 52 | 0 | 26 | 1482 | 57.0 | 11 | 3 |

OPPONENT GAME-BY-GAME STATISTICS

| Date | Opponent | Rushing | | | | Receiving | | | | Passing | | | | Kick Returns | | | | Punt Returns | | | | tot off |
|-------------------|------------------|------------|-------------|-----------|-----------|------------|-------------|-----------|-----------|------------------|-------------|-----------|-----------|--------------|------------|----------|-----------|--------------|-----------|----------|----------|-------------|
| | | no. | yds | td | lg | no. | yds | td | lg | cmp-att-int | yds | td | lg | no. | yds | td | lg | no. | yds | td | lg | |
| 08/28/2025 | vs Nebraska | 36 | 110 | 0 | 16 | 33 | 243 | 2 | 24 | 33-42-0 | 243 | 2 | 24 | 2 | 33 | 0 | 21 | 2 | 3 | 0 | 3 | 353 |
| 09/06/2025 | Bowling Green | 34 | 98 | 1 | 30 | 29 | 274 | 1 | 31 | 29-37-0 | 274 | 1 | 31 | 2 | 41 | 0 | 36 | 1 | 0 | 0 | 0 | 372 |
| 09/13/2025 | Northwestern St. | 35 | 68 | 0 | 8 | 10 | 34 | 0 | 11 | 10-16-0 | 34 | 0 | 11 | 3 | 46 | 0 | 21 | 0 | 0 | 0 | 0 | 102 |
| 09/27/2025 | at Kansas | 27 | 152 | 0 | 25 | 19 | 445 | 4 | 93 | 19-28-0 | 445 | 4 | 93 | 1 | 20 | 0 | 20 | 0 | 0 | 0 | 0 | 597 |
| 10/04/2025 | Iowa St. | 37 | 156 | 2 | 20 | 30 | 314 | 2 | 41 | 30-48-0 | 314 | 2 | 41 | 1 | 18 | 0 | 18 | 0 | 0 | 0 | 0 | 470 |
| 10/11/2025 | UCF | 41 | 191 | 1 | 22 | 28 | 222 | 0 | 30 | 28-49-0 | 222 | 0 | 30 | 1 | 10 | 0 | 10 | 2 | 2 | 0 | 2 | 413 |
| 10/18/2025 | at Oklahoma St. | 48 | 228 | 2 | 41 | 11 | 149 | 0 | 48 | 11-19-1 | 149 | 0 | 48 | 1 | 10 | 0 | 10 | 1 | -1 | 0 | 0 | 377 |
| Opponents | | 258 | 1003 | 6 | 41 | 160 | 1681 | 9 | 93 | 160-239-1 | 1681 | 9 | 93 | 11 | 178 | 0 | 36 | 6 | 4 | 0 | 3 | 2684 |
| Cincinnati | | 213 | 1284 | 13 | 46 | 126 | 1841 | 20 | 82 | 126-192-1 | 1841 | 20 | 82 | 9 | 206 | 0 | 37 | 8 | 30 | 0 | 7 | 3125 |

Opponents Averages

| Games | Avg/ rush | Avg/ catch | Pass effic | KR avg | PR avg | All purpose avg/game | Total offense avg/game |
|-------|-----------|------------|------------|--------|--------|----------------------|------------------------|
| 7 | 3.9 | 10.5 | 137.6 | 16.2 | 0.7 | 409.4 | 383.4 |

| Date | Opponent | ua | Tackles | | tfl-yds | Sacks no-yds | Fumble | | int-yds | Pass Defense | | blkd kick | PAT attempts | | | off | | |
|-------------------|------------------|------------|------------|------------|-----------------|-----------------|----------|------------|--------------|--------------|-----------|--------------|--------------|----------|----------|----------|-----------|------------|
| | | | a | total | | | ff | fr-yds | | qbh | brup | | kick | rush | rcv | saf | t/o | pts |
| 08/28/2025 | vs Nebraska | 20 | 32 | 52 | 2.0-7 | 0-0 | 1 | 1-0 | 1-0 | 1 | 5 | 0 | 2-2 | 0 | 0 | 0 | 7 | 20 |
| 09/06/2025 | Bowling Green | 32 | 20 | 52 | 6.0-9 | 0-0 | 1 | 1-0 | 0-0 | 0 | 2 | 0 | 2-2 | 0 | 0 | 0 | 7 | 20 |
| 09/13/2025 | Northwestern St. | 22 | 32 | 54 | 1.0-1 | 0-0 | 0 | 0-0 | 0-0 | 0 | 1 | 0 | 0-0 | 0 | 0 | 0 | 0 | 0 |
| 09/27/2025 | at Kansas | 44 | 30 | 74 | 3.0-16 | 1-11 | 0 | 0-0 | 0-0 | 8 | 3 | 0 | 4-4 | 0 | 0 | 0 | 0 | 34 |
| 10/04/2025 | Iowa St. | 26 | 28 | 54 | 4.0-4 | 0-0 | 0 | 1-0 | 0-0 | 0 | 2 | 0 | 2-2 | 0 | 2 | 0 | 0 | 30 |
| 10/11/2025 | UCF | 22 | 26 | 48 | 4.0-8 | 0-0 | 1 | 0-0 | 0-0 | 2 | 3 | 0 | 0-0 | 0 | 1 | 0 | 0 | 11 |
| 10/18/2025 | at Oklahoma St. | 31 | 30 | 61 | 5.0-13 | 1-6 | 0 | 0-0 | 0-0 | 2 | 1 | 0 | 2-2 | 0 | 0 | 0 | 0 | 17 |
| Opponents | | 197 | 198 | 395 | 25.0-58 | 2-17 | 3 | 3-0 | 1-0 | 13 | 17 | 0 | 12-12 | 0 | 3 | 0 | 14 | 132 |
| Cincinnati | | 233 | 290 | 523 | 34.0-107 | 15-67 | 7 | 4-0 | 1-100 | 13 | 22 | 0 | 34-34 | 0 | 0 | 0 | 21 | 265 |

| Date | Opponent | no. | yds | avg | Punting | | | | fc | 50+ | i20 | Field Goals | | | no. | yds | avg | Kickoffs | | |
|-------------------|------------------|-----------|-------------|-------------|-----------|----------|----------|-----------|----------|-----------|-----|-------------|-----------|----------|-----------|-------------|-------------|-----------|----------|--|
| | | | | | long | blkd | tb | lb | | | | md-att | long | blkd | | | | tb | ob | |
| 08/28/2025 | vs Nebraska | 4 | 147 | 36.8 | 41 | 0 | 0 | 2 | 0 | 3 | | 2-2 | 52 | 0 | 5 | 297 | 59.4 | 2 | 1 | |
| 09/06/2025 | Bowling Green | 4 | 153 | 38.3 | 44 | 0 | 0 | 3 | 0 | 3 | | 2-3 | 30 | 0 | 4 | 207 | 51.8 | 1 | 1 | |
| 09/13/2025 | Northwestern St. | 9 | 331 | 36.8 | 49 | 0 | 0 | 1 | 0 | 0 | | 0-0 | 0 | 0 | 1 | 0 | 0.0 | 0 | 1 | |
| 09/27/2025 | at Kansas | 2 | 86 | 43.0 | 45 | 0 | 0 | 1 | 0 | 1 | | 2-2 | 35 | 0 | 7 | 453 | 64.7 | 6 | 0 | |
| 10/04/2025 | Iowa St. | 3 | 129 | 43.0 | 45 | 0 | 0 | 2 | 0 | 1 | | 0-1 | 0 | 0 | 3 | 169 | 56.3 | 0 | 0 | |
| 10/11/2025 | UCF | 3 | 106 | 35.3 | 39 | 0 | 0 | 1 | 0 | 2 | | 1-1 | 45 | 0 | 2 | 130 | 65.0 | 2 | 0 | |
| 10/18/2025 | at Oklahoma St. | 2 | 92 | 46.0 | 48 | 0 | 0 | 1 | 0 | 1 | | 1-1 | 33 | 0 | 4 | 226 | 56.5 | 0 | 0 | |
| Opponents | | 27 | 1044 | 38.7 | 49 | 0 | 0 | 11 | 0 | 11 | | 8-10 | 52 | 0 | 26 | 1482 | 57.0 | 11 | 3 | |
| Cincinnati | | 21 | 940 | 44.8 | 62 | 0 | 0 | 6 | 8 | 12 | | 9-9 | 45 | 0 | 49 | 3103 | 63.3 | 32 | 1 | |

CINCINNATI GAME HIGHS

Cincinnati - Game Highs

| | | |
|------------------|------|-------------------------------|
| RUSHES | 37 | at Kansas (09/27/2025) |
| YARDS RUSHING | 260 | Iowa St. (10/04/2025) |
| YARDS PER RUSH | 9.3 | Northwestern St. (09/13/2025) |
| TD RUSHES | 3 | Iowa St. (10/04/2025) |
| | 3 | Northwestern St. (09/13/2025) |
| PASS ATTEMPTS | 44 | at Kansas (09/27/2025) |
| PASS COMPLETIONS | 29 | at Kansas (09/27/2025) |
| YARDS PASSING | 388 | at Kansas (09/27/2025) |
| YARDS PER PASS | 15.7 | Northwestern St. (09/13/2025) |
| TD PASSES | 7 | Northwestern St. (09/13/2025) |
| TOTAL PLAYS | 81 | at Kansas (09/27/2025) |
| TOTAL OFFENSE | 605 | Northwestern St. (09/13/2025) |
| YARDS PER PLAY | 12.3 | Northwestern St. (09/13/2025) |
| POINTS | 70 | Northwestern St. (09/13/2025) |
| SACKS BY | 4 | Bowling Green (09/06/2025) |
| FIRST DOWNS | 29 | at Kansas (09/27/2025) |
| PENALTIES | 13 | Iowa St. (10/04/2025) |
| PENALTY YARDS | 128 | Iowa St. (10/04/2025) |
| TURNOVERS | 2 | vs Nebraska (N) (08/28/2025) |
| PUNTS | 5 | UCF (10/11/2025) |
| PUNTING AVG | 56.0 | Bowling Green (09/06/2025) |
| LONG PUNT | 62 | Bowling Green (09/06/2025) |
| PUNTS INSIDE 20 | 4 | UCF (10/11/2025) |
| LONG PUNT RETURN | 7 | Northwestern St. (09/13/2025) |

OPPONENT GAME HIGHS

Opponent - Game Highs

| | | |
|------------------|------|-------------------------------|
| RUSHES | 48 | at Oklahoma St. (10/18/2025) |
| YARDS RUSHING | 228 | at Oklahoma St. (10/18/2025) |
| YARDS PER RUSH | 5.6 | at Kansas (09/27/2025) |
| TD RUSHES | 2 | at Oklahoma St. (10/18/2025) |
| | 2 | Iowa St. (10/04/2025) |
| PASS ATTEMPTS | 49 | UCF (10/11/2025) |
| PASS COMPLETIONS | 33 | vs Nebraska (N) (08/28/2025) |
| YARDS PASSING | 445 | at Kansas (09/27/2025) |
| YARDS PER PASS | 15.9 | at Kansas (09/27/2025) |
| TD PASSES | 4 | at Kansas (09/27/2025) |
| TOTAL PLAYS | 90 | UCF (10/11/2025) |
| TOTAL OFFENSE | 597 | at Kansas (09/27/2025) |
| YARDS PER PLAY | 10.9 | at Kansas (09/27/2025) |
| POINTS | 34 | at Kansas (09/27/2025) |
| SACKS BY | 1 | at Oklahoma St. (10/18/2025) |
| | 1 | at Kansas (09/27/2025) |
| FIRST DOWNS | 29 | Iowa St. (10/04/2025) |
| PENALTIES | 10 | UCF (10/11/2025) |
| PENALTY YARDS | 75 | UCF (10/11/2025) |
| TURNOVERS | 2 | at Oklahoma St. (10/18/2025) |
| PUNTS | 9 | Northwestern St. (09/13/2025) |
| PUNTING AVG | 46.0 | at Oklahoma St. (10/18/2025) |
| LONG PUNT | 49 | Northwestern St. (09/13/2025) |
| PUNTS INSIDE 20 | 3 | Bowling Green (09/06/2025) |
| | 3 | vs Nebraska (N) (08/28/2025) |
| LONG PUNT RETURN | 3 | vs Nebraska (N) (08/28/2025) |

BIG 12 CONFERENCE RANKINGS

| Offense | | | | | Defense | | | |
|---------------|---------|---------|------------|---------|---------|---------|------------|---------|
| Team | Rushing | Passing | Total Off. | Scoring | Rushing | Passing | Total Def. | Scoring |
| Arizona | 13 | 4 | 9 | 8 | 6 | 2 | 3 | 8 |
| Arizona St. | 6 | 12 | 11 | 13 | 2 | 9 | 7 | 11 |
| BYU | 2 | 14 | 7 | 6 | 3 | 4 | 4 | 3 |
| Baylor | 14 | 1 | 2 | 4 | 14 | 11 | 14 | 15 |
| Cincinnati | 7 | 6 | 4 | 2 | 8 | 13 | 10 | 5 |
| Colorado | 12 | 10 | 14 | 14 | 15 | 10 | 13 | 10 |
| Houston | 8 | 13 | 12 | 10 | 4 | 5 | 6 | 6 |
| Iowa St. | 9 | 7 | 10 | 12 | 7 | 6 | 8 | 6 |
| Kansas | 10 | 5 | 8 | 7 | 16 | 7 | 12 | 9 |
| Kansas St. | 11 | 9 | 13 | 10 | 11 | 12 | 11 | 13 |
| Oklahoma St. | 15 | 15 | 16 | 16 | 13 | 16 | 16 | 16 |
| TCU | 16 | 2 | 6 | 4 | 5 | 15 | 9 | 12 |
| Texas Tech | 3 | 3 | 1 | 1 | 1 | 8 | 1 | 1 |
| UCF | 4 | 8 | 5 | 9 | 9 | 1 | 2 | 4 |
| Utah | 1 | 11 | 3 | 3 | 10 | 3 | 5 | 2 |
| West Virginia | 5 | 16 | 15 | 15 | 12 | 14 | 15 | 14 |

| Team | Kick ret. | Punt ret. | Interceptions | Sacks | TFL | Turnover Mar. |
|---------------|-----------|-----------|---------------|-------|-----|---------------|
| Arizona | 11 | 4 | 5 | 10 | 2 | 4 |
| Arizona St. | 12 | 10 | 15 | 2 | 4 | 1 |
| BYU | 9 | 1 | 4 | 4 | 6 | 1 |
| Baylor | 3 | 11 | 11 | 14 | 16 | 16 |
| Cincinnati | 10 | 15 | 6 | 11 | 14 | 10 |
| Colorado | 2 | 13 | 14 | 16 | 12 | 15 |
| Houston | 7 | 8 | 8 | 7 | 15 | 6 |
| Iowa St. | 15 | 6 | 7 | 15 | 12 | 8 |
| Kansas | 5 | 3 | 13 | 9 | 2 | 8 |
| Kansas St. | 1 | 12 | 12 | 6 | 10 | 1 |
| Oklahoma St. | 14 | 14 | 9 | 13 | 9 | 13 |
| TCU | 4 | 16 | 1 | 4 | 7 | 6 |
| Texas Tech | 8 | 2 | 10 | 1 | 1 | 4 |
| UCF | 6 | 7 | 16 | 8 | 7 | 11 |
| Utah | 16 | 5 | 2 | 3 | 5 | 13 |
| West Virginia | 13 | 8 | 3 | 11 | 11 | 11 |

SCORING DRIVES

AUG. 28 VS. NEBRASKA

| SCORING PLAY | QTR | CLOCK | PLAYS | YARDS | TIME |
|---------------------------|-----|-------|-------|-------|------|
| Rusnak 45-yard field goal | 1 | 4:47 | 8 | 38 | 4:13 |
| Sorsby 7-yard run | 3 | 6:53 | 10 | 57 | 3:32 |
| Sorsby 1-yard run | 4 | 7:15 | 9 | 75 | 3:21 |

SEPT. 6 VS. BOWLING GREEN

| SCORING PLAY | QTR | CLOCK | PLAYS | YARDS | TIME |
|----------------------------------|-----|-------|-------|-------|------|
| Allen 44-yard pass from Sorsby | 1 | 7:23 | 3 | 64 | 1:00 |
| Allen 2-yard pass from Sorsby | 2 | 13:17 | 7 | 65 | 2:55 |
| Caldwell 9-yard pass from Sorsby | 2 | 6:11 | 7 | 89 | 3:08 |
| Rusnak 40-yard field goal | 3 | 12:58 | 6 | 55 | 1:58 |
| Sorsby 9-yard run | 3 | 0:24 | 8 | 75 | 4:49 |
| Rusnak 23-yard field goal | 4 | 6:12 | 10 | 60 | 4:23 |

SEPT. 13 VS. NORTHWESTERN STATE

| SCORING PLAY | QTR | CLOCK | PLAYS | YARDS | TIME |
|-------------------------------------|-----|-------|-------|-------|------|
| Royer 21-yard pass from Sorsby | 1 | 13:24 | 4 | 65 | 1:36 |
| Goodie 55-yard pass from Sorsby | 1 | 11:18 | 1 | 55 | 0:09 |
| Walker 10-yard pass from Sorsby | 1 | 7:07 | 4 | 42 | 1:43 |
| Royer 2-yard pass from Sorsby | 1 | 4:11 | 3 | 45 | 1:14 |
| Johnson 8-yard pass from Sorsby | 1 | 2:46 | 2 | 30 | 0:30 |
| Sorsby 23-yard run | 2 | 9:40 | 8 | 80 | 3:41 |
| Walker 15-yard run | 2 | 5:38 | 6 | 67 | 2:26 |
| Allen 29-yard pass from Lichtenberg | 2 | 0:16 | 3 | 53 | 0:43 |
| Williams 3-yard run | 3 | 4:14 | 7 | 70 | 3:32 |
| Johnson 42-yard pass from Jones | 4 | 5:00 | 5 | 69 | 2:45 |

SEPT. 27 AT KANSAS

| SCORING PLAY | QTR | CLOCK | PLAYS | YARDS | TIME |
|--------------------------------|-----|-------|-------|-------|------|
| Walker 2-yard run | 1 | 6:10 | 13 | 75 | 5:32 |
| Rusnak 29-yard field goal | 2 | 14:23 | 11 | 61 | 5:25 |
| Allen 10-yard pass from Sorsby | 2 | 7:09 | 7 | 75 | 2:51 |
| Rusnak 43-yard field goal | 2 | 0:00 | 7 | 68 | 0:47 |
| Allen 14-yard pass from Sorsby | 3 | 8:54 | 5 | 82 | 2:38 |
| Rusnak 24-yard field goal | 3 | 1:24 | 14 | 69 | 7:20 |
| Walker 2-yard run | 4 | 0:29 | 10 | 75 | 1:16 |

OCT. 4 VS. IOWA STATE

| SCORING PLAY | QTR | CLOCK | PLAYS | YARDS | TIME |
|---------------------------------|-----|-------|-------|-------|------|
| Pryor 30-yard run | 1 | 12:25 | 6 | 80 | 2:28 |
| Rusnak 38-yard field goal | 1 | 7:54 | 8 | 62 | 2:05 |
| Royer 12-yard pass from Sorsby | 1 | 0:23 | 9 | 70 | 3:38 |
| Pryor 18-yard run | 2 | 13:40 | 4 | 55 | 1:06 |
| Sorsby 20-yard run | 2 | 1:08 | 13 | 80 | 5:20 |
| Goodie 82-yard pass from Sorsby | 4 | 5:57 | 3 | 84 | 1:43 |

OCT. 11 VS. UCF

| SCORING PLAY | QTR | CLOCK | PLAYS | YARDS | TIME |
|-----------------------------------|-----|-------|-------|-------|------|
| Caldwell 40-yard pass from Sorsby | 1 | 8:23 | 4 | 59 | 1:26 |
| Caldwell 9-yard pass from Sorsby | 2 | 12:12 | 9 | 83 | 3:47 |
| Rusnak 32-yard field goal | 2 | 4:13 | 13 | 39 | 5:18 |
| Rusnak 24-yard field goal | 4 | 13:39 | 7 | 82 | 3:16 |

OCT. 18 VS. OKLAHOMA STATE

| SCORING PLAY | QTR | CLOCK | PLAYS | YARDS | TIME |
|--------------------------------|-----|-------|-------|-------|------|
| Allen 26-yard pass from Sorsby | 1 | 11:54 | 5 | 79 | 1:58 |
| Allen 14-yard pass from Sorsby | 2 | 14:54 | 9 | 71 | 4:11 |
| Royer 27-yard pass from Sorsby | 2 | 8:44 | 6 | 86 | 2:25 |
| Allen 12-yard pass from Sorsby | 2 | 0:13 | 12 | 94 | 2:15 |
| Sorsby 1-yard run | 4 | 13:21 | 11 | 95 | 4:05 |
| McDoom 100-yard pick six | 4 | 6:05 | - | - | - |
| Covey 9-yard run | 4 | 4:39 | 2 | 13 | 0:32 |

LONG PLAYS

LONG PLAYS (20-YARDS OR MORE)

| YDS. | TYPE | PLAYER(S) | OPP. |
|------|------|------------------------|--------------------|
| 82* | Pass | Goodie from Sorsby | Iowa State |
| 73 | Pass | Royer from Sorsby | Bowling Green |
| 67 | Pass | Royer from Sorsby | UCF |
| 55* | Pass | Goodie from Sorsby | Northwestern State |
| 46 | Run | Pryor rush middle | at Kansas |
| 44* | Pass | Allen from Sorsby | Bowling Green |
| 44* | Pass | Goodie from Sorsby | Northwestern State |
| 42 | Pass | Johnson from Jones | Northwestern State |
| 40* | Pass | Caldwell from Sorsby | UCF |
| 39 | Pass | Caldwell from Sorsby | Bowling Green |
| 38 | Pass | Caldwell from Sorsby | at Oklahoma State |
| 37 | Pass | Allen from Sorsby | at Kansas |
| 36 | Pass | Jennings from Sorsby | Iowa State |
| 33 | Pass | Johnson from Sorsby | at Kansas |
| 33 | Pass | Grover from Sorsby | at Kansas |
| 33 | Pass | Jennings from Sorsby | at Oklahoma State |
| 32 | Run | Pryor rush middle | at Oklahoma State |
| 31 | Pass | Royer from Sorsby | Bowling Green |
| 30* | Run | Pryor rush middle | Iowa State |
| 29 | Run | Sorsby rush middle | vs. Nebraska |
| 29 | Pass | Caldwell from Sorsby | Bowling Green |
| 29 | Pass | Goodie from Sorsby | at Kansas |
| 29* | Pass | Allen from Lichtenberg | Northwestern State |
| 28 | Pass | Caldwell from Sorsby | Northwestern State |
| 27* | Pass | Royer from Sorsby | at Oklahoma State |
| 26 | Pass | Johnson from Sorsby | Iowa State |
| 26* | Pass | Allen from Sorsby | at Oklahoma State |
| 25 | Pass | Allen from Sorsby | at Kansas |
| 24 | Run | Covey rush left | Northwestern State |
| 23 | Pass | Goodie from Sorsby | Bowling Green |
| 23* | Run | Sorsby rush middle | Northwestern State |
| 22 | Run | Walker rush right | Northwestern State |
| 21* | Pass | Royer from Sorsby | Northwestern State |
| 21 | Run | Lichtenberg rush right | Northwestern State |
| 21 | Pass | Goodie from Sorsby | at Kansas |
| 21 | Run | Pryor rush right | Iowa State |
| 21 | Pass | Caldwell from Sorsby | Iowa State |
| 20 | Pass | Caldwell from Sorsby | Bowling Green |
| 20 | Run | Pryor rush left | Northwestern State |
| 20 | Pass | Royer from Sorsby | at Kansas |
| 20* | Run | Sorsby rush middle | Iowa State |

* Touchdown scored on play

MILESTONE GAMES / LONGEST PLAYS ALL-TIME

CURRENT PLAYERS SUPERLATIVES

300 YARDS PASSING

BRENDAN SORSBY - 2

| YDS | NAME | OPPONENT | DATE |
|-----|-----------------------|----------------------|----------------|
| 426 | Brendan Sorsby | at Texas Tech | 9/28/24 |
| 388 | Brendan Sorsby | at Kansas | 9/27/25 |
| 383 | Brendan Sorsby | Towson | 8/31/24 |
| 333 | Brendan Sorsby | Bowling Green | 9/6/25 |

100 YARDS RUSHING

BRENDAN SORSBY - 1

| YDS | NAME | OPPONENT | DATE |
|-----|----------------|---------------|----------|
| 143 | Brendan Sorsby | at Iowa State | 11/16/24 |

EVAN PRYOR - 1

| YDS | NAME | OPPONENT | DATE |
|-----|-------------------|-------------------|----------------|
| 111 | Evan Pryor | Iowa State | 10/4/25 |
| 101 | Evan Pryor | Towson | 8/31/24 |

TAWEE WALKER - 4 (2 FOR OKLAHOMA, 2 FOR WISCONSIN)

| YDS | NAME | OPPONENT | DATE |
|-----|---------------|-----------------|----------|
| 198 | Tawee Walker^ | at Rutgers | 10/12/24 |
| 146 | Tawee Walker# | at Kansas | 10/28/23 |
| 126 | Tawee Walker^ | at Northwestern | 10/19/24 |
| 117 | Tawee Walker# | SMU | 9/9/23 |

^While at Wisconsin

#While at Oklahoma

CHANCE WILLIAMS - 3

| YDS | NAME | OPPONENT | DATE |
|-----|------------------|-----------------|----------|
| 174 | Chance Williams* | Texas Southern | 9/23/23 |
| 119 | Chance Williams* | Bethune-Cookman | 10/28/23 |
| 106 | Chance Williams* | at LSU | 9/9/23 |

*While at Grambling

100 YARDS RECEIVING

CYRUS ALLEN - 5 (ALL AT LOUISIANA TECH)

| YDS | NAME | OPPONENT | DATE |
|-----|--------------------|---------------------|----------------|
| 170 | Cyrus Allen | Sam Houston | 11/11/23 |
| 128 | Cyrus Allen | at Kansas | 9/27/25 |
| 121 | Cyrus Allen | at Missouri | 9/1/22 |
| 109 | Cyrus Allen | Middle Tennessee | 11/5/22 |
| 103 | Cyrus Allen | at Middle Tennessee | 10/10/23 |
| 102 | Cyrus Allen | at Nebraska | 9/23/23 |

JEFF CALDWELL - 7

| YDS | NAME | OPPONENT | DATE |
|-----|----------------------|----------------------|---------------|
| 185 | Jeff Caldwell^ | at Western Illinois | 9/16/23 |
| 174 | Jeff Caldwell^ | at Gardner-Webb | 10/19/24 |
| 153 | Jeff Caldwell^ | St. Thomas | 9/21/24 |
| 138 | Jeff Caldwell^ | at Illinois State | 9/23/23 |
| 137 | Jeff Caldwell^ | at Missouri State | 9/14/24 |
| 115 | Jeff Caldwell^ | at Eastern Illinois | 9/28/24 |
| 109 | Jeff Caldwell | Bowling Green | 9/6/25 |

^While at Lindenwood

MANNY COVEY - 1

| YDS | NAME | OPPONENT | DATE |
|-----|-------------|---------------|---------|
| 100 | Manny Covey | at Texas Tech | 9/28/24 |

CALEB GOODIE - 1 (AT COLORADO STATE)

| YDS | NAME | OPPONENT | DATE |
|-----|---------------------|---------------------------|----------------|
| 106 | Caleb Goodie | Northwestern State | 9/13/25 |
| 103 | Caleb Goodie | at Air Force | 10/19/24 |

ISAIAH JOHNSON - 1 (AT WESTERN CAROLINA)

| YDS | NAME | OPPONENT | DATE |
|-----|----------------|-----------|----------|
| 117 | Isaiah Johnson | at Furman | 10/19/24 |

EVAN PRYOR - 1

| YDS | NAME | OPPONENT | DATE |
|-----|------------|---------------|---------|
| 100 | Evan Pryor | West Virginia | 11/9/24 |

NOAH JENNINGS - 1 (AT CHARLESTON SOUTHERN)

| YDS | NAME | OPPONENT | DATE |
|-----|---------------|------------------|----------|
| 204 | Noah Jennings | at Robert Morris | 11/11/23 |

JOE ROYER - 1

| | | | |
|-----|------------------|----------------------|---------------|
| 104 | Joe Royer | Bowling Green | 9/6/25 |
|-----|------------------|----------------------|---------------|

LONGEST PLAYS

ALL PLAYS

| | | | |
|-----|-----------|--|-------------|
| 1. | 100 (INT) | Matthew McDoom at Oklahoma State (TD) | 2025 |
| | 100 (KR) | Jadon Thompson vs. ECU (TD)..... | 2022 |
| | 100 (KR) | Darrin Williams vs. SEMO (TD)..... | 2009 |
| | 100 (KR) | Mardy Gilyard at West Virginia (TD)..... | 2008 |
| | 100 (KR) | Walter Heuck vs. Denison (TD)..... | 1910 |
| 5. | 99 (KR) | Tre Tucker at Indiana (TD)..... | 2021 |
| | 99 (KR) | Mardy Gilyard at Pittsburgh (TD)..... | 2009 |
| | 99 (KR) | Keith Jenkins vs. Houston (TD)..... | 1975 |
| 8. | 98 (PR) | Errol Prisby vs. North Texas State (TD)..... | 1963 |
| | 96 (I) | Bob Del Rosa vs. Oklahoma State (TD)..... | 1958 |
| 10. | 95 (P) | Greg Cook to Tom Rossley vs. Louisville (TD)..... | 1968 |
| 11. | 92 (FdfR) | Deluan Gossett vs. Tulane (TD)..... | 1998 |
| 12. | 91 (R) | Desmond Ridder at SMU (TD)..... | 2020 |
| | 91 (P) | Eric Vibberts to James Scott vs. ECU (TD)..... | 1994 |
| | 91 (R) | Joe Miller vs. Xavier (TD)..... | 1953 |

RUSHING

| | | | |
|----|----|--|------|
| 1. | 91 | Desmond Ridder @ SMU (TD)..... | 2020 |
| | 91 | Joe Miller vs. Xavier (TD)..... | 1953 |
| 2. | 84 | Hosey Williams vs. UConn..... | 2015 |
| 3. | 81 | Michael Warren II (TD) vs. Tulane..... | 2018 |
| | 80 | Isaiah Pead vs. Miami (OH) (TD)..... | 2010 |
| | 80 | Allen Harvin vs. Miami (OH)..... | 1982 |
| | 80 | Art Bailey vs. Southern Miss (TD)..... | 1977 |
| | 80 | Bill Bailey vs. Kansas State (TD)..... | 1965 |
| | 80 | Dick Goist vs. William & Mary (TD)..... | 1953 |
| 8. | 79 | Jerome Ford vs. Houston (TD)..... | 2021 |
| | 79 | Jerome Ford vs. UCF (TD)..... | 2021 |
| | 79 | Kahlil Lewis at Purdue..... | 2016 |
| | 79 | Richard Hall vs. Miami (OH)..... | 2004 |
| | 79 | Reggie Harrison vs. Louisville (TD)..... | 1972 |

PASSING

| | | | |
|-----|----|--|-------------|
| 1. | 95 | Greg Cook to Tom Rossley vs. Louisville (TD)..... | 1968 |
| 2. | 91 | Eric Vibberts to James Scott vs. ECU (TD)..... | 1994 |
| 3. | 88 | Gunner Kiel to Mekale McKay vs. Temple (TD)..... | 2015 |
| 4. | 83 | Gunner Kiel to Chris Moore at Ohio State (TD)..... | 2014 |
| | 83 | Brendon Kay to Travis Kelce vs. Duke (TD)..... | 2012 |
| | 83 | Nick Davila to Brent Celek vs. Rutgers (TD)..... | 2006 |
| 7. | 82 | Brendan Sorsby to Caleb Goodie vs. Iowa State (TD)... | 2025 |
| | 82 | Hayden Moore to Devin Gray at Tulsa (TD)..... | 2016 |
| | 82 | Eric Vibberts to Robert Tate vs. Kansas (TD)..... | 1995 |
| | 82 | Brig Owens to Errol Prisby vs. Dayton (TD)..... | 1964 |
| 11. | 81 | Desmond Ridder to Tyler Scott vs. Miami (OH) (TD)..... | 2021 |
| | 81 | Zach Collaros to Armon Binns at Syracuse (TD)..... | 2009 |
| 13. | 80 | Brendan Sorsby to Evan Pryor vs. WVU (TD)..... | 2024 |

FIELD GOALS

| | | | |
|-----|----|--------------------------------------|------|
| 1. | 58 | Jon Bacon vs. Miami (OH)..... | 1994 |
| 2. | 55 | Nathan Hawks at Miami (OH)..... | 2024 |
| | 55 | Jake Rogers vs. Oregon State..... | 2007 |
| 4. | 54 | Carter Brown vs. Oklahoma..... | 2023 |
| | 54 | Jake Rogers at Connecticut..... | 2008 |
| | 54 | Dan Shepherd vs. Tulsa..... | 1975 |
| 7. | 53 | Jake Rogers at Hawai'i..... | 2008 |
| | 53 | Sai Casola vs. Memphis..... | 1973 |
| 9. | 52 | Ryan Coe at SMU..... | 2022 |
| | 52 | Alex Bales vs. Navy..... | 2021 |
| 11. | 51 | Nathan Hawks at UCF..... | 2024 |
| | 51 | Andrew Gantz vs. Miami (Fla.)..... | 2015 |
| | 51 | Steve Schultz vs. Miami (OH)..... | 1976 |
| 14. | 50 | Nathan Hawks at Miami (OH)..... | 2024 |
| | 50 | Cole Smith vs. Tulsa..... | 2019 |
| | 50 | Andrew Gantz at East Carolina..... | 2015 |
| | 50 | Jake Rogers vs. Rutgers..... | 2008 |
| | 50 | Eric Richards vs. Southern Miss..... | 1997 |
| | 50 | Phil Insalaco vs. Miami (OH)..... | 1988 |

KICKOFF RETURN

| | | | |
|----|-----|--|------|
| 1. | 100 | Jadon Thompson vs. ECU (TD)..... | 2022 |
| | 100 | Darrin Williams vs. SEMO (TD)..... | 2009 |
| | 100 | Mardy Gilyard at West Virginia (TD)..... | 2008 |
| | 100 | Walter Heuck vs. Denison (TD)..... | 1910 |
| 3. | 99 | Tre Tucker vs. Indiana (TD)..... | 2021 |
| | 99 | Mardy Gilyard at Pittsburgh (TD)..... | 2009 |
| | 99 | Keith Jenkins vs. Houston (TD)..... | 1975 |

PUNT RETURN

| | | | |
|----|----|--|------|
| 1. | 98 | Errol Prisby vs. North Texas State (TD)..... | 1963 |
| 2. | 85 | Dom Del Bene vs. Hardin-Simmons (TD)..... | 1951 |
| 3. | 84 | Joe Morrison vs. Marquette (TD)..... | 1956 |
| 4. | 78 | Tinker Keck vs. Louisville (TD)..... | 1997 |
| | 78 | Tony Jackson vs. Dayton (TD)..... | 1967 |

LONG PUNT

| | | | |
|----|----|---|------|
| 1. | 84 | Mason Fletcher at SMU..... | 2022 |
| 2. | 78 | Mike Connell vs. Louisiana-Lafayette..... | 1976 |
| 3. | 76 | Pat O'Donnell vs. NC State..... | 2011 |
| 4. | 75 | Clem Fennell at Louisville..... | 1971 |
| 5. | 72 | James Smith at Temple..... | 2018 |
| | 72 | Doug Johnson vs. Memphis..... | 1997 |
| 7. | 69 | Adam Wulfeck at Army..... | 2001 |
| 8. | 68 | Jeff Blaylock at Tulsa..... | 1993 |
| 9. | 67 | Mason Fletcher vs. Miami (Ohio)..... | 2022 |
| | 67 | Shaun Burdick vs. Virginia Tech..... | 1985 |
| | 67 | Dave Ritchie at Houston..... | 1959 |

INTERCEPTION RETURN

| | | | |
|------|-----|---|-------------|
| 1. | 100 | Matthew McDoom at Oklahoma State (TD)..... | 2025 |
| 2. | 96 | Bob Del Rosa vs. Oklahoma State (TD)..... | 1958 |
| 3. | 88 | Joe Morrison vs. Dayton (TD)..... | 1956 |
| 4. | 87 | Joe Morrison vs. Wichita State (TD)..... | 1956 |
| 5. | 84 | DeAngelo Smith vs. Rutgers (TD)..... | 2006 |
| 6. | 83 | Shawn Ferguson vs. Memphis (TD)..... | 1998 |
| | 83 | Art Sheffield vs. Indiana State (TD)..... | 1988 |
| 8. | 80 | Gene Gibson vs. Mississippi State (TD)..... | 1949 |
| 9. | 79 | Mike Mickens vs. South Florida (TD)..... | 2007 |
| 10.. | 78 | Barry Maroney vs. Dayton (TD)..... | 1956 |
| 11. | 77 | Greg Butler vs. Villanova (TD)..... | 1972 |

FUMBLE RETURN

| | | | |
|-----|----|--|------|
| 1. | 92 | Deluan Gossett vs. Tulane (TD)..... | 1998 |
| 2. | 82 | Ivan Fields @ Memphis (TD)..... | 2000 |
| 3. | 76 | Deven Drane vs. Fordham (TD)..... | 2012 |
| 4. | 75 | John Viltro vs. Richmond (TD)..... | 1975 |
| 5. | 54 | Maalik Bomar vs. Akron (TD)..... | 2011 |
| 6. | 53 | Grant Coleman vs. Houston..... | 2016 |
| 7. | 43 | Fran Callicott vs. North Texas (TD)..... | 2002 |
| 8. | 39 | Kevin McCullough vs. USF (TD)..... | 2006 |
| 9. | 39 | Antwan Peek @ Temple..... | 2002 |
| 10. | 32 | Jim O'Connell @ Ohio (TD)..... | 1977 |

OFFENSIVE RECORDS - **RUSHING****RUSHING
GAME RECORDS****Rushing Attempts**

| | | | |
|----|----|------------------------------------|------|
| 1. | 45 | Steve Cowan vs. Ohio..... | 1970 |
| 2. | 41 | DeMarco McCleskey vs. ECU..... | 1998 |
| 3. | 39 | Lloyd Pate vs. Wichita State..... | 1967 |
| 4. | 37 | Robert Cooper vs. Miami (OH)..... | 1999 |
| 5. | 36 | Robert Cooper vs. Memphis..... | 1999 |
| | 36 | Daryl Royal vs. Miami (OH)..... | 1996 |
| | 36 | Reggie Taylor vs. Miami (OH)..... | 1986 |
| | 36 | David Small vs. Toledo..... | 1993 |
| 9. | 35 | Reggie Harrison at Ohio..... | 1973 |
| | 35 | DeMarco McCleskey vs. Houston..... | 1998 |
| | 35 | Michael Warren II at UCLA..... | 2018 |

Rushing Yards

| | | | |
|-----|-----|---|------|
| 1. | 306 | Bob Hynes vs. Case Western Reserve..... | 1923 |
| 2. | 282 | Daryl Royal vs. Miami (OH)..... | 1996 |
| 3. | 267 | Clem Turner vs. Kansas State..... | 1966 |
| 4. | 266 | Steve Cowan vs. Ohio..... | 1970 |
| 5. | 259 | Reggie Taylor vs. Miami (OH)..... | 1986 |
| 6. | 238 | Richard Hall vs. Miami (OH)..... | 2004 |
| 7. | 234 | DeMarco McCleskey vs. ECU..... | 1998 |
| 8. | 233 | David Small vs. Kent State..... | 1992 |
| 9. | 219 | David Small vs. Middle Tennessee State..... | 1991 |
| 10. | 213 | Isaiah Pead vs. Rutgers..... | 2010 |

Rushing Touchdowns

| | | | |
|----|---|---|------|
| 1. | 6 | Ike Stewart vs. Transylvania..... | 1912 |
| | 6 | Bob Heuck vs. Transylvania..... | 1912 |
| 3. | 4 | six times, last by Jerome Ford vs. UCF..... | 2021 |
| | | and Isaiah Pead vs. Rutgers..... | 2010 |

Three Backs with 100+ Yards in a Game

| | | | |
|------|------------|---------------------|-----|
| 1970 | vs. Xavier | Albert Johnson..... | 130 |
| | | Dick James..... | 119 |
| | | Steve Cowan..... | 105 |

Two Backs with 100+ Yards in a Game

| | | | |
|------|------------------|-------------------------|-----|
| 2024 | at Iowa State | Brendan Sorsby..... | 143 |
| | | Corey Kiner..... | 120 |
| 2023 | vs UCF | Corey Kiner..... | 114 |
| | | Ryan Montgomery..... | 113 |
| | vs Baylor | Corey Kiner..... | 129 |
| | | Myles Montgomery..... | 103 |
| | vs Miami (Ohio) | Ryan Montgomery..... | 104 |
| | | Emory Jones..... | 101 |
| 2018 | vs. ECU | Charles McClelland..... | 114 |
| | | Tavion Thomas..... | 106 |
| | vs. AAMU | Tavion Thomas..... | 141 |
| | | Charles McClelland..... | 121 |
| 2015 | vs. UConn | Hosey Williams..... | 140 |
| | | Mike Boone..... | 117 |
| 2014 | at Tulane | Rod Moore..... | 124 |
| | | Mike Boone..... | 113 |
| 2003 | vs. ECU | Derrick Eddington..... | 138 |
| | | Richard Hall..... | 117 |
| 1991 | at Kent State | Vince Powell..... | 121 |
| | | David Small..... | 118 |
| 1991 | at Louisville | Vince Powell..... | 140 |
| | | David Small..... | 111 |
| 1985 | at Louisville | Reggie Taylor..... | 126 |
| | | Robert Williams..... | 100 |
| 1977 | vs. Tulsa | Gus Tucker..... | 143 |
| | | Bob Massong..... | 101 |
| 1966 | vs. Kansas State | Clem Turner..... | 267 |
| | | Tony Jackson..... | 118 |
| 1964 | vs. Tulsa | Brig Owens..... | 163 |
| | | Al Nelson..... | 106 |

**RUSHING
SEASON RECORDS****Rushing Attempts**

| | | | |
|-----|-----|------------------------|------|
| 1. | 315 | DeMarco McCleskey..... | 2002 |
| 2. | 264 | Reggie Taylor..... | 1985 |
| 3. | 261 | Michael Warren II..... | 2019 |
| 4. | 256 | Reggie Taylor..... | 1986 |
| 5. | 246 | James Bettis..... | 1981 |
| 6. | 244 | Michael Warren II..... | 2018 |
| 7. | 243 | George Winn..... | 2012 |
| 8. | 239 | Steve Cowan..... | 1970 |
| 9. | 237 | Isaiah Pead..... | 2011 |
| 10. | 233 | Allen Harvin..... | 1978 |

Rushing Yards (1,000+)

| | | | |
|-----|-------|------------------------|------|
| 1. | 1,361 | DeMarco McCleskey..... | 2002 |
| 2. | 1,334 | George Winn..... | 2012 |
| 3. | 1,329 | Michael Warren II..... | 2018 |
| 4. | 1,325 | Reggie Taylor..... | 1986 |
| 5. | 1,319 | Jerome Ford..... | 2021 |
| 6. | 1,283 | Allen Harvin..... | 1978 |
| 7. | 1,265 | Michael Warren II..... | 2019 |
| 8. | 1,259 | Isaiah Pead..... | 2011 |
| 9. | 1,245 | Robert Cooper..... | 1999 |
| 10. | 1,226 | James Bettis..... | 1981 |
| 11. | 1,197 | Steve Cowan..... | 1970 |
| 12. | 1,179 | David Small..... | 1993 |
| 13. | 1,161 | Allen Harvin..... | 1982 |
| 14. | 1,153 | Corey Kiner..... | 2024 |
| 15. | 1,112 | Reggie Taylor..... | 1985 |
| 16. | 1,106 | James Bettis..... | 1980 |
| 17. | 1,047 | Corey Kiner..... | 2023 |
| 18. | 1,029 | Isaiah Pead..... | 2010 |
| 19. | 1,021 | Reggie Taylor..... | 1984 |
| 20. | 1,012 | Richard Hall..... | 2004 |
| 21. | 1,004 | David Small..... | 1991 |

Rushing Average (Minimum 50 Attempts)

| | | | |
|-----|-------------|--|-------------|
| 1. | 8.77 | Dick Goist..... | 1953 |
| 2. | 7.80 | Evan Pryor (current, 53-412)..... | 2025 |
| 3. | 7.70 | Charles McClelland..... | 2018 |
| 4. | 7.62 | Joe Miller..... | 1953 |
| 5. | 7.54 | Jim Niemann..... | 1954 |
| 6. | 7.20 | Mike Boone..... | 2015 |
| 7. | 7.05 | Roger Stephens..... | 1947 |
| 8. | 6.70 | Isaiah Pead..... | 2010 |
| 9. | 6.60 | Isaiah Pead..... | 2010 |
| 10. | 6.48 | Myles Montgomery..... | 2023 |
| 11. | 6.40 | Mike Boone..... | 2014 |

Rushing Touchdowns

| | | | |
|----|----|---|------|
| 1. | 19 | Jerome Ford..... | 2021 |
| | 19 | Michael Warren II..... | 2018 |
| 3. | 17 | David Small..... | 1993 |
| 4. | 15 | DeMarco McCleskey..... | 2002 |
| 5. | 14 | Michael Warren II..... | 2019 |
| 6. | 13 | George Winn..... | 2012 |
| | 13 | Al Nelson..... | 1964 |
| 8. | 12 | Isaiah Pead..... | 2011 |
| 9. | 11 | six times, last by DeMarco McCleskey..... | 1998 |

100-Yard Games

| | | | |
|----|---|---------------------------------------|-------------|
| 1. | 8 | Reggie Taylor..... | 1986 |
| 2. | 7 | Michael Warren II..... | 2018 / 2019 |
| | 7 | James Bettis..... | 1981 |
| | 7 | Allen Harvin..... | 1978 |
| 5. | 6 | eight times, last by Corey Kiner..... | 2023 / 2024 |

Consecutive 100-Yard Games

| | | | |
|----|---|---|------|
| 1. | 5 | Allen Harvin..... | 1978 |
| | 5 | James Bettis..... | 1980 |
| | 5 | Reggie Taylor..... | 1986 |
| | 5 | David Small..... | 1993 |
| 5. | 4 | six times, last by Michael Warren II..... | 2018 |

**RUSHING
CAREER RECORDS****Rushing Attempts**

| | | | |
|-----|-----|------------------------|---------------|
| 1. | 876 | Reggie Taylor..... | 1983-86 |
| 2. | 777 | DeMarco McCleskey..... | 1998, 2000-02 |
| 3. | 630 | David Small..... | 1991-93 |
| 4. | 593 | Allen Harvin..... | 1978-82 |
| 5. | 561 | Robert Cooper..... | 1996-99 |
| 6. | 559 | Michael Warren II..... | 2017-19 |
| 7. | 545 | Isaiah Pead..... | 2008-11 |
| 8. | 533 | James Bettis..... | 1978-81 |
| 9. | 502 | Desmond Ridder..... | 2018-21 |
| 10. | 495 | Al Johnson..... | 1969-71 |

Rushing Yards

| | | | |
|-----|-------|------------------------|---------------|
| 1. | 4,242 | Reggie Taylor..... | 1983-86 |
| 2. | 3,487 | DeMarco McCleskey..... | 1998, 2000-02 |
| 3. | 3,288 | Isaiah Pead..... | 2008-11 |
| 4. | 2,998 | Allen Harvin..... | 1978-82 |
| 5. | 2,963 | David Small..... | 1991-93 |
| 6. | 2,918 | Michael Warren II..... | 2017-19 |
| 7. | 2,786 | Robert Cooper..... | 1996-99 |
| 8. | 2,562 | Corey Kiner..... | 2022-24 |
| 9. | 2,498 | James Bettis..... | 1978-81 |
| 10. | 2,250 | Mike Boone..... | 2014-17 |

Rushing Average (Min. 150 Attempts)

| | | | |
|-----|------|-------------------------|---------|
| 1. | 6.65 | Roger Stephens..... | 1946-48 |
| 2. | 6.28 | Jerome Ford..... | 2020-21 |
| 3. | 6.12 | Charles McClelland..... | 2018-22 |
| 4. | 6.07 | Dom Del Bene..... | 1951-53 |
| 5. | 6.00 | Isaiah Pead..... | 2008-11 |
| 6. | 5.72 | Joe Miller..... | 1953-55 |
| 7. | 5.60 | Gerrid Doaks..... | 2016- |
| 8. | 5.52 | Bill Bailey..... | 1963-65 |
| 9. | 5.40 | Mike Boone..... | 2014-17 |
| 10. | 5.37 | Corey Kiner..... | 2022-24 |

Rushing Touchdowns

| | | | |
|-----|----|------------------------|---------------|
| 1. | 37 | DeMarco McCleskey..... | 1998, 2000-02 |
| 2. | 34 | Michael Warren II..... | 2017-19 |
| 3. | 31 | David Small..... | 1991-93 |
| 4. | 28 | Desmond Ridder..... | 2018-21 |
| 5. | 27 | Jerome Ford..... | 2020-21 |
| | 27 | Isaiah Pead..... | 2008-11 |
| 7. | 25 | Reggie Harrison..... | 1971-73 |
| 8. | 24 | Mike Boone..... | 2014-17 |
| | 24 | Reggie Taylor..... | 1983-86 |
| 10. | 22 | Bob Heuck..... | 1910-12 |

300-Yard Games

| | | | |
|----|---|----------------|------|
| 1. | 1 | Bob Hynes..... | 1923 |
|----|---|----------------|------|

200-Yard Games

| | | | |
|----|---|--|---------|
| 1. | 4 | David Small..... | 1991-93 |
| 2. | 2 | Robert Cooper..... | 1999 |
| 3. | 1 | 10 tied, last by Mike Boone (212)..... | 2014 |

100-Yard Games

| | | | |
|----|----|------------------------|---------------|
| 1. | 21 | Reggie Taylor..... | 1983-86 |
| 2. | 14 | Michael Warren II..... | 2017-19 |
| | 14 | DeMarco McCleskey..... | 1998, 2000-02 |
| | 14 | David Small..... | 1991-93 |
| 5. | 13 | James Bettis..... | 1978-81 |
| 6. | 12 | Allen Harvin..... | 1978-82 |
| | 12 | Corey Kiner..... | 2022-24 |
| 8. | 11 | Isaiah Pead..... | 2008-11 |
| 9. | 9 | Robert Cooper..... | 1996-99 |
| | 9 | Al McKinney..... | 1985-88 |

OFFENSIVE RECORDS - PASSING

PASSING
GAME RECORDS

Passing Attempts

| | | | |
|----|----|-----------------------------------|------|
| 1. | 59 | Deontey Kenner vs. Southern Miss. | 1999 |
| 2. | 57 | Gunner Kiel at Miami (Fla.) | 2014 |
| 3. | 56 | Hayden Moore at UConn | 2016 |
| | 56 | Greg Cook vs. Ohio | 1968 |
| 5. | 53 | Hayden Moore at Memphis | 2015 |
| | 53 | Zach Collaros vs. USF | 2010 |

Passing Completions

| | | | |
|----|----|-------------------------------------|-------------|
| 1. | 35 | Deontey Kenner vs. Southern Miss. | 1999 |
| | 35 | Greg Cook vs. Ohio | 1968 |
| 3. | 33 | Desmond Ridder at SMU | 2018 |
| 4. | 32 | Tony Pike vs. Illinois | 2009 |
| 5. | 31 | Brendan Sorsby at Texas Tech | 2024 |
| | 31 | Desmond Ridder at USF | 2021 |
| | 31 | Hayden Moore at Memphis | 2015 |
| | 31 | Gunner Kiel at Miami (Fla.) | 2014 |
| | 31 | Gino Guidugli vs. Army | 2001 |
| | 31 | Greg Cook vs. Miami (OH) | 1968 |

Passing Yards

| | | | |
|-----|-----|-------------------------------------|-------------|
| 1. | 557 | Hayden Moore at Memphis | 2015 |
| 2. | 554 | Greg Cook vs. Ohio | 1968 |
| 3. | 523 | Gunner Kiel at Houston | 2015 |
| 4. | 480 | Zach Collaros vs. Connecticut | 2009 |
| 5. | 463 | Zach Collaros vs. USF | 2010 |
| 6. | 436 | Gunner Kiel vs. ECU | 2014 |
| 7. | 431 | Ben Mauk vs. Syracuse | 2007 |
| 8. | 427 | Gunner Kiel vs. Temple | 2015 |
| 9. | 426 | Brendan Sorsby at Texas Tech | 2024 |
| 10. | 418 | Gunner Kiel vs. Toledo | 2014 |

Passing Touchdowns

| | | | |
|----|---|---|-------------|
| 1. | 6 | Gunner Kiel vs. Toledo | 2014 |
| | 6 | Tony Pike vs. Illinois | 2009 |
| 3. | 5 | Brendan Sorsby vs. Northwestern State | 2025 |
| | 5 | Emory Jones vs. ECU | 2023 |
| | 5 | Gunner Kiel vs. UCF | 2015 |
| | 5 | Zach Collaros at Louisville | 2010 |
| | 5 | Gino Guidugli vs. Southern Miss. | 2004 |
| 8. | 4 | 26 times, last by Brendan Sorsby at Texas Tech | 2024 |

Pass Interceptions

| | | | |
|----|---|---------------------------|------|
| 1. | 6 | Mike Shoemaker vs. Xavier | 1972 |
|----|---|---------------------------|------|

PASSING
SEASON RECORDS

Passing Attempts

| | | | |
|-----|-----|-----------------------|-------------|
| 1. | 472 | Gino Guidugli | 2002 |
| 2. | 425 | Gino Guidugli | 2003 |
| 3. | 411 | Greg Cook | 1968 |
| 4. | 390 | Gunner Kiel | 2014 |
| 5. | 389 | Brendan Sorsby | 2024 |
| 6. | 386 | Ben Mauk | 2007 |
| 7. | 383 | Zach Collaros | 2010 |
| 8. | 379 | Deontey Kenner | 1999 |
| 9. | 369 | Danny McCoin | 1986 |
| 10. | 360 | Brendon Kay | 2013 |

Passing Completions

| | | | |
|-----|-----|-----------------------|-------------|
| 1. | 258 | Gino Guidugli | 2002 |
| 2. | 251 | Desmond Ridder | 2021 |
| 3. | 248 | Brendan Sorsby | 2024 |
| 4. | 247 | Brendon Kay | 2013 |
| 5. | 237 | Danny McCoin | 1986 |
| 6. | 235 | Ben Mauk | 2007 |
| 7. | 233 | Gunner Kiel | 2014 |
| 8. | 227 | Gino Guidugli | 2003 |
| 9. | 225 | Zach Collaros | 2010 |
| 10. | 219 | Greg Cook | 1968 |

PASSING
SEASON RECORDS (CONT.)

Passing Yards

| | | | |
|-----|--------------|-----------------------|-------------|
| 1. | 3,543 | Gino Guidugli | 2002 |
| 2. | 3,334 | Desmond Ridder | 2021 |
| 3. | 3,272 | Greg Cook | 1968 |
| 4. | 3,254 | Gunner Kiel | 2014 |
| 5. | 3,121 | Brendon Kay | 2013 |
| | 3,121 | Ben Mauk | 2007 |
| 7. | 2,902 | Zach Collaros | 2010 |
| 8. | 2,831 | Danny McCoin | 1986 |
| 9 | 2,813 | Brendan Sorsby | 2024 |
| 10. | 2,777 | Gunner Kiel | 2015 |

Passing Completion Percentage (Min. 100 Att.)

| | | | |
|-----|-------------|--|-------------|
| 1. | .750 | Zach Collaros | 2009 |
| 2. | .686 | Brendon Kay | 2013 |
| 3. | .656 | Brendan Sorsby (120-183, current) | 2025 |
| 4. | .652 | Gunner Kiel | 2015 |
| 5. | .649 | Desmond Ridder | 2021 |
| 6. | .642 | Danny McCoin | 1986 |
| 7. | .640 | Brendan Sorsby | 2024 |
| 8. | .630 | Brendon Kay | 2012 |
| 9. | .626 | Eric Vibberts | 1994 |
| 10. | .624 | Desmond Ridder | 2018 |
| | .624 | Tony Pike | 2009 |
| 12. | .614 | Gino Guidugli | 2004 |
| | .614 | Tony Pike | 2008 |

Passing Yards per Completion (Min. 50 Completions)

| | | | |
|-----|--------------|--|-------------|
| 1. | 18.74 | Albert Johnson | 1969 |
| 2. | 16.22 | Gene Rossi | 1951 |
| 3. | 15.59 | Gene Rossi | 1952 |
| 4. | 15.42 | Zach Collaros | 2009 |
| 5. | 15.07 | Greg Cook | 1967 |
| 6. | 14.98 | Mike Murphy | 1954 |
| 7. | 14.97 | Tom O'Malley | 1949 |
| 8. | 14.94 | Greg Cook | 1968 |
| 9. | 14.92 | Brendon Kay | 2012 |
| 10. | 14.71 | Gene Rossi | 1950 |
| -- | 14.43 | Brendan Sorsby (120 for 1,732, current) | 2025 |

Passing Efficiency (Min. 100 Attempts)

| | | | |
|-----|---------------|---------------------------------|-------------|
| 1. | 195.53 | Zach Collaros | 2009 |
| 2. | 174.40 | Brendan Sorsby (current) | 2025 |
| 3. | 163.07 | Brendon Kay | 2013 |
| 4. | 158.70 | Desmond Ridder | 2021 |
| 5. | 155.50 | Brendon Kay | 2012 |
| 6. | 151.89 | Gunner Kiel | 2015 |
| 7. | 151.85 | Nick Davila | 2006 |
| 8. | 150.64 | Ben Mauk | 2007 |
| 9. | 149.82 | Tony Pike | 2009 |
| 10. | 149.74 | Gene Rossi | 1952 |
| 11. | 149.39 | Gunner Kiel | 2014 |

Passing Touchdowns

| | | | |
|-----|----|----------------|------|
| 1. | 31 | Gunner Kiel | 2014 |
| | 31 | Ben Mauk | 2007 |
| 3. | 30 | Desmond Ridder | 2021 |
| 4. | 29 | Tony Pike | 2009 |
| 5. | 26 | Zach Collaros | 2010 |
| | 26 | Gino Guidugli | 2004 |
| 7. | 25 | Greg Cook | 1968 |
| 8. | 22 | Brendon Kay | 2013 |
| | 22 | Gino Guidugli | 2002 |
| 10. | 21 | Ben Bryant | 2022 |

Pass Interceptions

| | | | |
|----|----|---------------|------|
| 1. | 21 | Gino Guidugli | 2002 |
| 2. | 20 | Troy Bodine | 1984 |
| 3. | 19 | Eric Vibberts | 1995 |
| 4. | 17 | Greg Cook | 1968 |

PASSING
SEASON RECORDS (CONT.)

Passing Touchdown-Interception Margin

| | | | |
|----|------------|---------------------------------|-------------|
| 1. | +23 | Tony Pike | 2009 |
| 2. | +22 | Desmond Ridder | 2021 |
| | +22 | Ben Mauk | 2007 |
| 4. | +18 | Gunner Kiel | 2014 |
| | +18 | Gino Guidugli | 2004 |
| -- | +17 | Brendan Sorsby (current) | 2025 |

PASSING
CAREER RECORDS

Passing Attempts

| | | | |
|-----|-------|----------------|-----------|
| 1. | 1,556 | Gino Guidugli | 2001-04 |
| 2. | 1,304 | Desmond Ridder | 2018-21 |
| 3. | 954 | Hayden Moore | 2015-18 |
| 4. | 922 | Deontey Kenner | 1997-2000 |
| 5. | 899 | Danny McCoin | 1984-87 |
| 6. | 833 | Gunner Kiel | 2014-16 |
| 7. | 788 | Lance Harp | 1991-93 |
| 8. | 783 | Zach Collaros | 2008-11 |
| 9. | 682 | Tony Pike | 2007-09 |
| 10. | 658 | Danny Barrett | 1980-82 |

Passing Completions

| | | | |
|-----|-----|----------------|-----------|
| 1. | 880 | Gino Guidugli | 2001-04 |
| 2. | 810 | Desmond Ridder | 2018-21 |
| 3. | 545 | Hayden Moore | 2015-18 |
| 4. | 544 | Danny McCoin | 1984-87 |
| 5. | 505 | Gunner Kiel | 2014-16 |
| 6. | 498 | Deontey Kenner | 1997-2000 |
| 7. | 485 | Zach Collaros | 2008-11 |
| 8. | 421 | Tony Pike | 2007-09 |
| 9. | 397 | Lance Harp | 1991-93 |
| 10. | 388 | Dustin Grutza | 2005-08 |

Completion Percentage (Min. 200 Att.)

| | | | |
|-----|-------------|---------------------------------|---------------------|
| 1. | .654 | Brendon Kay | 2009-13 |
| 2. | .645 | Brendan Sorsby (current) | 2024-Present |
| 3. | .624 | Zach Collaros | 2008-10 |
| 4. | .621 | Desmond Ridder | 2018-21 |
| 5. | .617 | Tony Pike | 2007-09 |
| 6. | .615 | Ben Bryant | 2018-20, 2022 |
| 7. | .612 | Emory Jones | 2023 |
| 8. | .609 | Ben Mauk | 2007 |
| 9. | .606 | Gunner Kiel | 2014-16 |
| 10. | .605 | Danny McCoin | 1984-87 |
| 11. | .601 | Dustin Grutza | 2005-08 |

Passing Yards

| | | | |
|-----|--------------|---------------------------------|---------------------|
| 1. | 11,453 | Gino Guidugli | 2001-04 |
| 2. | 10,239 | Desmond Ridder | 2018-21 |
| 3. | 6,835 | Gunner Kiel | 2014-16 |
| 4. | 6,801 | Danny McCoin | 1984-87 |
| 5. | 6,518 | Hayden Moore | 2015-18 |
| 6. | 6,278 | Zach Collaros | 2008-11 |
| | 6,278 | Deontey Kenner | 1997-2000 |
| 8. | 5,018 | Tony Pike | 2007-09 |
| 9. | 4,906 | Greg Cook | 1966-68 |
| 10. | 4,803 | Lance Harp | 1991-93 |
| -- | 4,545 | Brendan Sorsby (current) | 2024-present |

Passing Yards Per Completion (Min. 100 Comp.)

| | | | |
|----|-------|-----------------|---------|
| 1. | 16.18 | Mike Murphy | 1953-55 |
| 2. | 15.86 | Albert Johnson | 1969-71 |
| 3. | 15.58 | Gene Rossi | 1949-52 |
| 4. | 14.78 | Greg Cook | 1966-68 |
| 5. | 14.38 | Tom O'Malley | 1947-49 |
| 6. | 14.33 | Brig Owens | 1963-64 |
| 7. | 13.84 | Tony Kapetanias | 1977-79 |
| 8. | 13.82 | Chad Plummer | 1995-98 |
| 9. | 13.59 | Zach Collaros | 2008-10 |

OFFENSIVE RECORDS - PASSING & RECEIVING

PASSING

CAREER RECORDS (CONT.)

Touchdown Passes

| | | | |
|-----|-----------|-----------------------|---------------------|
| 1. | 87 | Desmond Ridder | 2018-21 |
| 2. | 78 | Gino Guidugli | 2001-04 |
| 3. | 56 | Gunner Kiel | 2014-16 |
| 4. | 51 | Zach Collaros | 2008-10 |
| 5. | 49 | Tony Pike | 2007-09 |
| 6. | 42 | Hayden Moore | 2015-18 |
| 7. | 39 | Danny McCain | 1984-87 |
| 8. | 37 | Gene Rossi | 1949-52 |
| 9. | 36 | Brendan Sorsby | 2024-present |
| 10. | 34 | Greg Cook | 1966-68 |
| 11. | 32 | Brendon Kay | 2009-13 |

Pass Interceptions

| | | | |
|----|----|-----------------|-----------|
| 1. | 48 | Gino Guidugli | 2001-04 |
| 2. | 37 | Deontey Kenner | 1997-2000 |
| | | Danny Barrett | 1979-82 |
| 4. | 35 | Greg Cook | 1966-68 |
| 5. | 34 | Gene Rossi | 1949-52 |
| | | Tony Kapetanias | 1977-79 |
| 7. | 33 | Lance Harp | 1991-93 |
| 8. | 28 | Desmond Ridder | 2018-21 |
| | | Hayden Moore | 2015-18 |
| | | Troy Bodine | 1983-84 |
| | | Henry Miller | 1973-76 |

Passing Touchdown-Interception Margin

| | | | |
|----|------------|---------------------------------|---------------------|
| 1. | +59 | Desmond Ridder | 2018-21 |
| 2. | +30 | Gino Guidugli | 2001-04 |
| | +30 | Gunner Kiel | 2014-16 |
| 4. | +29 | Tony Pike | 2007-09 |
| 5. | +28 | Brendan Sorsby (current) | 2024-present |
| 6. | +22 | Ben Mauk | 2007 |
| 7. | +20 | Zach Collaros | 2008-10 |

Consecutive 250+ Yard Passing Games

| | | | |
|----|---|-------------|------|
| 1. | 8 | Greg Cook | 1968 |
| 2. | 7 | Brendon Kay | 2013 |

RECEIVING

GAME RECORDS

Receptions

| | | | |
|----|----|---|------|
| 1. | 15 | Shaq Washington at ECU | 2015 |
| 2. | 13 | Tom Rossley vs. Wichita State | 1968 |
| | 13 | Jon Olinger vs. Miami (OH) | 2002 |
| 4. | 12 | 8 times, last by Xzavier Henderson vs. Miami (OH) | 2023 |

Receiving Yards

| | | | |
|----|-----|----------------------------------|------|
| 1. | 254 | Tom Rossley vs. Louisville | 1968 |
| 2. | 240 | Jon Olinger vs. Miami (OH) | 2002 |
| 3. | 221 | Chris Moore at Ohio State | 2014 |
| | 212 | Jim O'Brien vs. Ohio | 1968 |
| 4. | 210 | Marcus Barnett vs. West Virginia | 2007 |
| 5. | 203 | Kahlil Lewis vs. ECU | 2018 |
| 6. | 196 | Jim O'Brien vs. Tampa | 1968 |

Receiving Touchdowns

| | | | |
|----|----------|--------------------------------------|-------------|
| 1. | 3 | Cyrus Allen at Oklahoma State | 2025 |
| | 3 | Tyler Scott vs. Indiana | 2022 |
| | 3 | Kahlil Lewis vs. ECU | 2016 |
| | 3 | Chris Moore at Ohio State | 2014 |
| | 3 | Armon Binns at Louisville | 2010 |
| | 3 | Marcus Barnett vs. Syracuse | 2007 |
| | 3 | Hannibal Thomas vs. Southern Miss. | 2004 |
| | 3 | Jon Olinger at ECU | 2002 |
| | 3 | Deno Foster at Louisville | 1983 |
| | 3 | Jim O'Brien vs. Tampa | 1968 |

RECEIVING

SEASON RECORDS

Receptions

| | | | |
|-----|----|------------------|-------|
| 1. | 90 | Shaq Washington | 2015 |
| 2. | 87 | Mardy Gilyard | 2009 |
| 3. | 84 | Dominick Goodman | 2008 |
| 4. | 81 | Mardy Gilyard | 2008 |
| 5. | 80 | Tom Rossley | 1968* |
| 6. | 75 | Armon Binns | 2010 |
| | 75 | Shaq Washington | 2013 |
| 8. | 73 | LaDaris Vann | 2001 |
| 9. | 71 | LaDaris Vann | 2002 |
| 10. | 68 | Dominick Goodman | 2007 |

*-10 game season

Receiving Yards

| | | | |
|----|-------|------------------|-------|
| 1. | 1,276 | Mardy Gilyard | 2008 |
| 2. | 1,191 | Mardy Gilyard | 2009 |
| 3. | 1,114 | Jon Olinger | 2002 |
| 4. | 1,107 | Jim O'Brien | 1968* |
| 5. | 1,101 | Armon Binns | 2010 |
| 6. | 1,072 | Tom Rossley | 1968* |
| 7. | 1,028 | Dominick Goodman | 2008 |
| | 1,028 | Hannibal Thomas | 2004 |
| 9. | 982 | Shaq Washington | 2015 |
| | 908 | Anthony McClung | 2013 |

*-10 game season

Yards Per Reception (Min. 20 Rec.)

| | | | |
|-----|-------|---------------|-------|
| 1. | 25.16 | Jim O'Brien | 1968* |
| 2. | 22.40 | Chris Moore | 2014 |
| 3. | 21.80 | Chris Moore | 2015 |
| 4. | 21.75 | Jason Stargel | 1985 |
| 5. | 21.25 | Jason Stargel | 1983 |
| 6. | 21.04 | Jim O'Brien | 1969 |
| 7. | 20.62 | Jon Olinger | 2002 |
| 8. | 19.67 | Aaron Hagans | 1979 |
| 9. | 19.48 | Anthony Ladd | 1996 |
| 10. | 19.46 | Robert Tate | 1995 |

*-10 game season

RECEIVING

SEASON RECORDS (CONT.)

Touchdown Receptions

| | | | |
|----|----------|------------------------------|-------------|
| 1. | 13 | Marcus Barnett | 2007 |
| 2. | 12 | Jim O'Brien | 1968* |
| 3. | 11 | Armon Binns | 2009 |
| | 11 | Mardy Gilyard | 2009 |
| | 11 | Mardy Gilyard | 2008 |
| 6. | 10 | Armon Binns | 2010 |
| 7. | 9 | Tyler Scott | 2022 |
| | 9 | Kahlil Lewis | 2018 |
| | 9 | Chris Moore | 2013 |
| | 9 | Hannibal Thomas | 2004 |
| | 9 | Jim Kelly | 1950 |
| -- | 8 | Cyrus Allen (current) | 2025 |

*-10 game season

RECEIVING

CAREER RECORDS

Receptions

| | | | |
|-----|-----|------------------|---------------|
| 1. | 240 | Shaq Washington | 2010-15 |
| 2. | 204 | Mardy Gilyard | 2005; 2007-09 |
| | 204 | Dominick Goodman | 2005-08 |
| | 204 | LaDaris Vann | 1999-2002 |
| 5. | 168 | Kahlil Lewis | 2015-18 |
| 6. | 159 | DJ Woods | 2008-11 |
| 7. | 138 | Armon Binns | 2007-10 |
| 8. | 135 | Tye Keith | 1999-2002 |
| 9. | 127 | Marcus Barnett | 2007-10 |
| 10. | 125 | Marlon Pearce | 1990-92 |

Receiving Yards

| | | | |
|-----|-------|------------------|---------------|
| 1. | 3,003 | Mardy Gilyard | 2005; 2007-09 |
| 2. | 2,563 | Shaq Washington | 2010-15 |
| 3. | 2,512 | Dominick Goodman | 2005-08 |
| 4. | 2,483 | LaDaris Vann | 1999-2002 |
| 5. | 2,301 | Chris Moore | 2012-15 |
| 6. | 2,285 | Jim O'Brien | 1967-69 |
| 7. | 2,156 | D.J. Woods | 2008-11 |
| 8. | 2,116 | Kahlil Lewis | 2018 |
| 9. | 2,096 | Marlon Pearce | 1990-92 |
| 10. | 2,088 | Jason Stargel | 1982-86 |

Yards Per Reception (Min. 50 Rec.)

| | | | |
|-----|------|---------------|-----------|
| 1. | 21.9 | Jim O'Brien | 1967-69 |
| 2. | 19.7 | Mekale McKay | 2013-15 |
| | 19.7 | Jason Stargel | 1982-86 |
| 4. | 19.3 | Chris Moore | 2012-15 |
| 5. | 18.7 | Jon Olinger | 1999-2002 |
| 6. | 18.4 | Glen Dillhoff | 1951-54 |
| 7. | 18.1 | Denny Jackson | 1968-69 |
| 8. | 17.5 | Alec Pierce | 2018-21 |
| 9. | 17.1 | Deno Foster | 1981-84 |
| 10. | 16.9 | Dick Jarvis | 1950-51 |

Touchdown Receptions

| | | | |
|----|----|------------------|---------------|
| 1. | 26 | Chris Moore | 2012-15 |
| 2. | 25 | Mardy Gilyard | 2005; 2007-09 |
| 3. | 22 | Dominick Goodman | 2005-08 |
| 4. | 21 | Kahlil Lewis | 2015-18 |
| | 21 | Armon Binns | 2007-10 |
| | 21 | Jim O'Brien | 1967-69 |

Consecutive Games With A Reception

| | | | |
|----|----|------------------|-----------|
| 1. | 46 | LaDaris Vann | 1999-2002 |
| 2. | 39 | Shaq Washington | 2010-15 |
| 3. | 33 | Jason Stargel | 1982-86 |
| 4. | 32 | Dominick Goodman | 2005-08 |
| 5. | 27 | Tye Keith | 2000-02 |

OFFENSIVE RECORDS - ALL-PURPOSE & SCORING

ALL-PURPOSE YARDS (Rushing, Receiving and Returns) GAME RECORDS

Game

| | | | |
|-----|-----|---|------|
| 1. | 381 | Mardy Gilyard at Pittsburgh..... | 2009 |
| 2. | 365 | Mardy Gilyard at Oklahoma..... | 2008 |
| 3. | 333 | Robert Tate at Kansas..... | 1995 |
| 4. | 316 | Robert Tate vs. Toledo..... | 1995 |
| 5. | 306 | Bob Hynes vs. Case-Western Reserve..... | 1923 |
| 6. | 303 | Mardy Gilyard vs. Connecticut..... | 2009 |
| 7. | 294 | Clem Turner vs. Kansas State..... | 1966 |
| 8. | 291 | D.J. Woods vs. Rutgers..... | 2010 |
| | 288 | Reggie Taylor vs. Miami (OH)..... | 1986 |
| 10. | 283 | D.J. Woods, vs. Oklahoma..... | 2010 |
| | 283 | LaDaris Vann at ECU..... | 1999 |

Season

| | | | |
|-----|-------|------------------------|------|
| 1. | 2,690 | Mardy Gilyard..... | 2009 |
| 2. | 2,280 | Mardy Gilyard..... | 2008 |
| 3. | 1,859 | D.J. Woods..... | 2010 |
| 4. | 1,729 | DeMarco McCleskey..... | 2002 |
| 5. | 1,685 | Robert Tate..... | 1995 |
| 6. | 1,652 | Isaiah Pead..... | 2011 |
| 7. | 1,643 | Reggie Taylor..... | 1986 |
| 8. | 1,572 | Roger Stephens..... | 1947 |
| 9. | 1,561 | Kahlil Lewis..... | 2018 |
| 10. | 1,539 | Jerome Ford..... | 2021 |

Career

| | | | |
|-----|-------|------------------------|---------------|
| 1. | 5,945 | Mardy Gilyard..... | 2005-09 |
| 2. | 5,322 | Reggie Taylor..... | 1983-86 |
| 3. | 4,113 | DeMarco McCleskey..... | 1998, 2000-02 |
| 4. | 4,104 | Isaiah Pead..... | 2008-11 |
| 5. | 4,036 | Al McKinney..... | 1985-88 |
| 6. | 3,799 | Michael Warren II..... | 2017-19 |
| 7. | 3,738 | Dominick Goodman..... | 2005-08 |
| 8. | 3,663 | Allen Harvin..... | 1978-82 |
| 9. | 3,542 | Robert Cooper..... | 1996-99 |
| 10. | 3,405 | DJ Woods..... | 2008-11 |

TOTAL OFFENSE (Passing and Rushing) GAME RECORDS

Total Plays

| | | | |
|----|----|--------------------------------------|------|
| 1. | 67 | Desmond Ridder at SMU..... | 2018 |
| 2. | 65 | Zach Collaros vs. Connecticut..... | 2010 |
| 3. | 64 | Ben Mauk vs. Southern Miss..... | 2007 |
| | 64 | Greg Cook vs. Ohio..... | 1968 |
| 5. | 63 | Zach Collaros vs. USF..... | 2010 |
| 6. | 62 | Deontey Kenner at Southern Miss..... | 1999 |
| 7. | 60 | Deontey Kenner at Ohio State..... | 1999 |
| 8. | 59 | Gino Guidugli vs. UAB..... | 2004 |
| 9. | 58 | Gino Guidugli vs. Ohio State..... | 2002 |
| | 58 | Deontey Kenner vs. Troy..... | 1999 |

Total Yards

| | | | |
|-----|-----|---|------|
| 1. | 564 | Hayden Moore at Memphis..... | 2015 |
| 2. | 555 | Zach Collaros vs. Connecticut..... | 2009 |
| 3. | 525 | Greg Cook vs. Ohio..... | 1968 |
| 4. | 490 | Zach Collaros vs. USF..... | 2010 |
| 5. | 478 | Brendan Sorsby at Texas Tech..... | 2024 |
| 6. | 440 | Brendan Sorsby at Kansas..... | 2025 |
| 7. | 436 | Ben Mauk vs. Syracuse..... | 2007 |
| 8. | 426 | Deontey Kenner at Southern Miss..... | 1999 |
| 9. | 410 | Zach Collaros at USF..... | 2011 |
| 10. | 412 | Bob Hynes vs. Case-Western Reserve..... | 1923 |
| 11. | 407 | Deontey Kenner at Ohio State..... | 1999 |

ALL-PURPOSE YARDS (Rushing, Receiving and Returns) SEASON RECORDS

Total Plays

| | | | |
|-----|-----|---------------------|------|
| 1. | 541 | Gino Guidugli..... | 2002 |
| 2. | 507 | Greg Cook..... | 1968 |
| 3. | 504 | Zach Collaros..... | 2011 |
| 4. | 501 | Gino Guidugli..... | 2003 |
| 5. | 497 | Desmond Ridder..... | 2021 |
| 6. | 494 | Brendan Sorsby..... | 2024 |
| 7. | 486 | Ben Mauk..... | 2007 |
| 8. | 477 | Emory Jones..... | 2023 |
| 9. | 469 | Desmond Ridder..... | 2019 |
| 10. | 460 | Desmond Ridder..... | 2018 |

Total Yards

| | | | |
|-----|-------|---------------------|------|
| 1. | 3,699 | Desmond Ridder..... | 2021 |
| 2. | 3,570 | Gino Guidugli..... | 2002 |
| 3. | 3,498 | Ben Mauk..... | 2008 |
| 4. | 3,396 | Gunner Kiel..... | 2014 |
| 5. | 3,260 | Brendan Sorsby..... | 2024 |
| 6. | 3,210 | Greg Cook..... | 1968 |
| 7. | 3,104 | Zach Collaros..... | 2011 |
| 8. | 3,028 | Desmond Ridder..... | 2018 |
| 9. | 2,874 | Hayden Moore..... | 2017 |
| 10. | 2,870 | Gino Guidugli..... | 2003 |

ALL-PURPOSE YARDS (Rushing, Receiving and Returns) CAREER RECORDS

Total Plays

| | | | |
|-----|-------|---------------------|-----------|
| 1. | 1,806 | Desmond Ridder..... | 2018-21 |
| 2. | 1,791 | Gino Guidugli..... | 2001-04 |
| 3. | 1,179 | Hayden Moore..... | 2015-18 |
| 4. | 1,091 | Danny McCoin..... | 1984-87 |
| 5. | 1,051 | Zach Collaros..... | 2008-11 |
| 6. | 1,035 | Deontey Kenner..... | 1997-2000 |
| 7. | 955 | Lance Harp..... | 1991-93 |
| 8. | 935 | Gunner Kiel..... | 2014-16 |
| 9. | 892 | Danny Barrett..... | 1979-82 |
| 10. | 869 | Dustin Grutza..... | 2005-08 |

Total Yards

| | | | |
|-----|--------|-------------------------------|--------------|
| 1. | 12,418 | Desmond Ridder..... | 2018-21 |
| 2. | 11,661 | Gino Guidugli..... | 2001-04 |
| 3. | 7,000 | Gunner Kiel..... | 2014-16 |
| 4. | 7,087 | Zach Collaros..... | 2008-11 |
| 5. | 7,021 | Hayden Moore..... | 2015-18 |
| 6. | 6,558 | Deontey Kenner..... | 1997-2000 |
| 7. | 6,210 | Danny McCoin..... | 1984-87 |
| 8. | 5,332 | Brendan Sorsby (current)..... | 2024-present |
| 9. | 5,018 | Tony Pike..... | 2007-09 |
| 10. | 4,909 | Lance Harp..... | 1991-93 |
| 11. | 4,760 | Greg Cook..... | 1965-68 |

TOUCHDOWNS GAME RECORDS

Touchdowns

| | | | |
|----|---|--|------|
| 1. | 8 | Ike Stewart vs. Transylvania..... | 1912 |
| 2. | 6 | Bob Heuck vs. Transylvania..... | 1912 |
| 3. | 5 | Isaiah Pead vs. Rutgers..... | 2010 |
| 4. | 4 | Jerome Ford vs. UCF..... | 2021 |
| | 4 | Michael Warren II vs. USF..... | 2018 |
| | 4 | DeMarco McCleskey at Arkansas State..... | 1998 |
| | 4 | DeMarco McCleskey vs. Houston..... | 1998 |
| | 4 | David Small vs. Houston..... | 1993 |
| | 4 | David Small vs. Kent State..... | 1993 |

TOUCHDOWNS SEASON RECORDS

Touchdowns

| | | | |
|----|----|------------------------|------|
| 1. | 20 | Jerome Ford..... | 2021 |
| | 20 | Michael Warren II..... | 2018 |
| 3. | 17 | DeMarco McCleskey..... | 2002 |
| | 17 | David Small..... | 1993 |
| 5. | 16 | Michael Warren II..... | 2019 |
| 6. | 15 | Isaiah Pead..... | 2011 |
| | 15 | Ed Kovac..... | 1959 |
| 8. | 14 | Marcus Barnett..... | 2007 |
| 9. | 13 | George Winn..... | 2012 |
| | 13 | Mardy Gilyard..... | 2009 |
| | 13 | Mardy Gilyard..... | 2008 |
| | 13 | Al Nelson..... | 1964 |

TOUCHDOWNS CAREER RECORDS

Touchdowns

| | | | |
|----|----|------------------------|---------------|
| 1. | 41 | DeMarco McCleskey..... | 1998, 2000-02 |
| 2. | 37 | Michael Warren II..... | 2017-19 |
| 3. | 33 | David Small..... | 1991-93 |
| 4. | 27 | Reggie Harrison..... | 1971-73 |
| 5. | 33 | Isaiah Pead..... | 2008-11 |
| 6. | 31 | Mardy Gilyard..... | 2005-09 |
| 7. | 28 | Desmond Ridder..... | 2018-21 |
| 8. | 27 | Jerome Ford..... | 2020-21 |
| 9. | 26 | Chris Moore..... | 2012-15 |
| | 26 | Reggie Taylor..... | 1983-86 |
| | 26 | Bob Heuck..... | 1910-12 |

POINTS GAME RECORDS

Total Points

| | | | |
|----|----|-----------------------------------|------|
| 1. | 51 | Ike Stewart vs. Transylvania..... | 1912 |
| 2. | 36 | Bob Heuck vs. Transylvania..... | 1912 |
| 3. | 25 | Jim O'Brien vs. Louisville..... | 1968 |

POINTS SEASON RECORDS

Total Points

| | | | |
|-----|-----|------------------------|------|
| 1. | 142 | Jim O'Brien..... | 1968 |
| 2. | 120 | Jerome Ford..... | 2021 |
| | 120 | Michael Warren II..... | 2018 |
| 4. | 112 | Andrew Gantz..... | 2015 |
| 5. | 104 | Jonathan Ruffin..... | 2000 |
| 6. | 102 | Tony Miliano..... | 2012 |
| | 102 | Jacob Rogers..... | 2009 |
| | 102 | DeMarco McCleskey..... | 2002 |
| | 102 | David Small..... | 1993 |
| 10. | 101 | Ryan Coe..... | 2022 |
| | 101 | Jonathan Ruffin..... | 2002 |

POINTS CAREER RECORDS

Total Points

| | | | |
|-----|-----|------------------------|---------------|
| 1. | 339 | Jacob Rogers..... | 2007-10 |
| 2. | 315 | Jonathan Ruffin..... | 1999-2002 |
| 3. | 248 | DeMarco McCleskey..... | 1998, 2000-02 |
| 4. | 247 | Jim O'Brien..... | 1967-69 |
| 5. | 226 | Andrew Gantz..... | 2014-17 |
| 6. | 222 | Michael Warren II..... | 2017-19 |
| | 203 | Steve Schultz..... | 1976-79 |
| 8. | 202 | Eric Richards..... | 1994-97 |
| 9. | 200 | Tony Miliano..... | 2011-14 |
| 10. | 198 | Isaiah Pead..... | 2008-11 |
| | 198 | David Small..... | 1991-93 |

SPECIAL TEAMS RECORDS - KICKING

KICKING
GAME RECORDS

Extra Points Made

| | | | |
|----|----|---|------|
| 1. | 12 | Alonzo Weiss vs. Transylvania..... | 1912 |
| 2. | 9 | Carter Brown vs. ECU..... | 2023 |
| | 9 | Ryan Coe vs. Kennesaw State..... | 2022 |
| | 9 | Cole Smith vs. Alabama A&M..... | 2018 |
| | 9 | Jacob Rogers vs. Rutgers..... | 2010 |
| | 9 | Steve Schultz vs. Louisiana-Monroe..... | 1977 |
| 7. | 8 | Cole Smith vs. UCF..... | 2021 |
| | 8 | Cole Smith vs. ECU..... | 2018 |

Field Goals Made

| | | | |
|----|---|--|------|
| 1. | 5 | Ryan Coe at SMU..... | 2022 |
| | 4 | 10 times, last by Andrew Gantz at Memphis..... | 2015 |

KICKING
SEASON RECORDS

Extra Points Made

| | | | |
|----|----|----------------------|------|
| 1. | 63 | Jacob Rogers..... | 2009 |
| 2. | 54 | Cole Smith..... | 2018 |
| 3. | 52 | Andrew Gantz..... | 2014 |
| 4. | 51 | Sam Crosa..... | 2019 |
| | 51 | Tony Miliano..... | 2012 |
| | 51 | Jacob Rogers..... | 2007 |
| 7. | 49 | Andrew Gantz..... | 2015 |
| 8. | 47 | Tony Miliano..... | 2011 |
| 9. | 44 | Ryan Coe..... | 2022 |
| | 44 | Jonathan Ruffin..... | 2002 |

Extra Points Attempted

| | | | |
|-----|----|----------------------|------|
| 1. | 68 | Jacob Rogers..... | 2009 |
| 2. | 56 | Cole Smith..... | 2018 |
| 3. | 54 | Andrew Gantz..... | 2014 |
| | 54 | Jacob Rogers..... | 2007 |
| 5. | 53 | Tony Miliano..... | 2012 |
| 6. | 51 | Sam Crosa..... | 2019 |
| 7. | 50 | Andrew Gantz..... | 2015 |
| | 50 | Tony Miliano..... | 2011 |
| 9. | 46 | Jonathan Ruffin..... | 2002 |
| 10. | 44 | Ryan Coe..... | 2022 |

Extra Point Percentage (min. 20 att.)

| | | | |
|----|-------|--|------|
| 1. | 1.000 | 12 times, last by Stephen Rusnak (32-32, current)..... | 2023 |
|----|-------|--|------|

Field Goals Made

| | | | |
|----|----|----------------------|------|
| 1. | 26 | Jonathan Ruffin..... | 2000 |
| 2. | 21 | Andrew Gantz..... | 2015 |
| 3. | 19 | Ryan Coe..... | 2022 |
| | 19 | Jonathan Ruffin..... | 2002 |
| 5. | 18 | Kevin Lovell..... | 2006 |
| 6. | 17 | Tony Miliano..... | 2012 |
| | 17 | Tony Miliano..... | 2011 |
| | 17 | Tom Dallen..... | 1993 |
| 9. | 16 | Andrew Gantz..... | 2014 |
| | 16 | Jacob Rogers..... | 2008 |
| | 16 | Eric Richards..... | 1995 |

Field Goals Attempted

| | | | |
|-----|----|----------------------|------|
| 1. | 29 | Jonathan Ruffin..... | 2000 |
| 2. | 28 | Steve Schultz..... | 1976 |
| 3. | 27 | Andrew Gantz..... | 2015 |
| | 25 | Tony Miliano..... | 2011 |
| | 25 | Jim O'Brien..... | 1968 |
| 6. | 24 | Eric Richards..... | 1995 |
| 7. | 23 | Ryan Coe..... | 2022 |
| | 23 | Jake Rogers..... | 2008 |
| | 23 | Kevin Lovell..... | 2006 |
| 10. | 22 | Tony Miliano..... | 2012 |
| | 22 | Jonathan Ruffin..... | 2002 |
| | 22 | Tom Dallen..... | 1993 |
| | 22 | Dan Shepherd..... | 1975 |

KICKING
SEASON RECORDS (CONT.)

Field Goal Percentage

| | | | |
|----|-------|---------------------------------------|------|
| 1. | .909 | Chris Manfredini (10-of-11)..... | 2003 |
| 2. | .897 | Jonathan Ruffin (26-of-29)..... | 2000 |
| 3. | .864 | Jonathan Ruffin (19-of-22)..... | 2002 |
| 4. | .826 | Ryan Coe (19-of-23)..... | 2022 |
| 5. | .800 | Andrew Gantz (16-of-20)..... | 2014 |
| -- | 1.000 | Stephen Rusnak (9-of-9, current)..... | 2025 |

Consecutive Games with a Field Goal

| | | | |
|----|----|----------------------|------|
| 1. | 11 | Jonathan Ruffin..... | 2000 |
| 2. | 10 | David Rowe..... | 1991 |
| 3. | 8 | Andrew Gantz..... | 2015 |
| | 8 | Jonathan Ruffin..... | 2002 |

Points Scored By Kicking

| | | | |
|----|-----|----------------------|------|
| 1. | 112 | Andrew Gantz..... | 2015 |
| | 104 | Jonathan Ruffin..... | 2000 |
| 3. | 102 | Tony Miliano..... | 2012 |
| | 102 | Jacob Rogers..... | 2009 |
| 5. | 101 | Ryan Coe..... | 2022 |
| | 101 | Jonathan Ruffin..... | 2002 |
| 6. | 100 | Andrew Gantz..... | 2014 |

KICKING
CAREER RECORDS

Extra Points Made

| | | | |
|-----|-----|----------------------|-----------|
| 1. | 186 | Jacob Rogers..... | 2007-10 |
| 2. | 136 | Cole Smith..... | 2018-21 |
| 3. | 129 | Jonathan Ruffin..... | 1999-2002 |
| 4. | 109 | Andrew Gantz..... | 2014-17 |
| 5. | 98 | Tony Miliano..... | 2011-14 |
| | 98 | Steve Schultz..... | 1976-79 |
| 7. | 85 | Kevin Lovell..... | 2004-06 |
| 8. | 79 | Eric Richards..... | 1994-97 |
| 9. | 76 | Phil Insalaco..... | 1986-88 |
| 10. | 61 | Jim O'Brien..... | 1967-69 |

Extra Points Attempted

| | | | |
|-----|-----|----------------------|-----------|
| 1. | 195 | Jacob Rogers..... | 2007-10 |
| 2. | 141 | Cole Smith..... | 2018-21 |
| 3. | 134 | Jonathan Ruffin..... | 1999-2002 |
| 4. | 113 | Andrew Gantz..... | 2014- |
| 5. | 103 | Tony Miliano..... | 2011-14 |
| | 103 | Steve Schultz..... | 1976-79 |
| 7. | 86 | Kevin Lovell..... | 2004-06 |
| 8. | 81 | Eric Richards..... | 1994-97 |
| 9. | 79 | Phil Insalaco..... | 1986-88 |
| 10. | 68 | Jim O'Brien..... | 1967-69 |

Extra Point Percentage (Min. 30 Att.)

| | | | |
|----|-------|--------------------------------|---------|
| 1. | 1.000 | Carter Brown (38-of-38)..... | 2023-24 |
| | 1.000 | Ryan Coe (44-of-44)..... | 2022 |
| | 1.000 | Sam Crosa (51-of-51)..... | 2019 |
| 4. | .988 | Kevin Lovell (85-of-86)..... | 2004-06 |
| 5. | .978 | Eric Richards (89-of-91)..... | 1994-97 |
| 6. | .974 | Mike Morton (37-of-38)..... | 1983-84 |
| -- | 1.000 | Stephen Rusnak (32-of-32)..... | 2025 |

Consecutive Extra Points Made

| | | | |
|-----|----|----------------------|-----------|
| 1. | 82 | Kevin Lovell..... | 2004-06 |
| 2. | 78 | Andrew Gantz..... | 2014-15 |
| | 65 | Jonathan Ruffin..... | 2000-2002 |
| 4. | 64 | Jacob Rogers..... | 2008-09 |
| 5. | 63 | Eric Richards..... | 1994-97 |
| 6. | 51 | Sam Crosa..... | 2019 |
| 7. | 44 | Ryan Coe..... | 2022 |
| 8. | 38 | Carter Brown..... | 2023-24 |
| | 38 | Phil Insalaco..... | 1986-88 |
| 10. | 37 | Jacob Rogers..... | 2007 |

KICKING
CAREER RECORDS (CONT.)

Field Goals Made

| | | | |
|-----|----|----------------------|-----------|
| 1. | 62 | Jonathan Ruffin..... | 1999-2002 |
| 2. | 51 | Jacob Rogers..... | 2007-10 |
| 3. | 41 | Eric Richards..... | 1994-97 |
| 4. | 39 | Andrew Gantz..... | 2014-17 |
| 5. | 35 | Steve Schultz..... | 1976-79 |
| 6. | 34 | Tony Miliano..... | 2011-14 |
| 7. | 33 | Kevin Lovell..... | 2004-06 |
| 8. | 28 | Phil Insalaco..... | 1986-88 |
| 9. | 25 | Dan Shepherd..... | 1973-75 |
| 10. | 23 | Tom Dallen..... | 1993-94 |

Field Goals Attempted

| | | | |
|----|----|----------------------|-----------|
| 1. | 79 | Jonathan Ruffin..... | 1999-2002 |
| 2. | 75 | Jacob Rogers..... | 2007-10 |
| 3. | 68 | Steve Schultz..... | 1976-79 |
| 4. | 62 | Eric Richards..... | 1994-97 |
| 5. | 49 | Andrew Gantz..... | 2014-17 |
| 6. | 47 | Tony Miliano..... | 2011-14 |
| | 47 | Kevin Lovell..... | 2004-06 |
| 8. | 44 | Jim O'Brien..... | 1967-69 |
| 9. | 41 | Phil Insalaco..... | 1986-88 |
| | 41 | Sal Casola..... | 1972-73 |

Field Goal Percentage (min. 20 attempts)

| | | | |
|-----|------|---------------------------------|-----------|
| 1. | .826 | Ryan Coe (19-of-23)..... | 2022 |
| 2. | .785 | Jonathan Ruffin (62-of-79)..... | 1999-2002 |
| 3. | .780 | Andrew Gantz (39-of-50)..... | 2014-17 |
| 4. | .750 | Carter Brown (18-of-24)..... | 2023-24 |
| 5. | .731 | David Rowe (19-of-26)..... | 1990-91 |
| 6. | .723 | Tony Miliano (34-of-47)..... | 2011-14 |
| 7. | .714 | Dan Shepherd (25-of-35)..... | 1973-75 |
| 8. | .702 | Kevin Lovell (33-of-47)..... | 2004-06 |
| 9. | .683 | Phil Insalaco (28-of-41)..... | 1986-88 |
| 10. | .680 | Jacob Rogers (51-of-75)..... | 2007-10 |
| 11. | .677 | Jim Fogler (21-of-31)..... | 1981-83 |

Consecutive Field Goals Made

| | | | |
|-----|----|--|---------|
| 1. | 13 | Jake Rogers..... | 2007-08 |
| | 13 | Jonathan Ruffin..... | 2002 |
| 3. | 12 | Andrew Gantz..... | 2012 |
| | 12 | Jonathan Ruffin..... | 2000 |
| 5. | 11 | Kevin Lovell..... | 2006 |
| 6. | 10 | Ryan Coe..... | 2022 |
| 7. | 9 | S. Rusnak (current, 20 including 2024 at Charlotte) 2025 | |
| 8. | 8 | Jonathan Ruffin..... | 2001 |
| | 8 | Eric Richards..... | 1997 |
| 10. | 7 | Jonathan Ruffin..... | 2000 |
| | 7 | Phil Insalaco..... | 1987 |
| | 7 | Kevin Lovell..... | 2005-06 |

Points Scored By Kicking

| | | | |
|-----|-----|----------------------|-----------|
| 1. | 339 | Jacob Rogers..... | 2007-10 |
| 2. | 315 | Jonathan Ruffin..... | 1999-2002 |
| 3. | 224 | Andrew Gantz..... | 2014-17 |
| 4. | 203 | Steve Schultz..... | 1976-79 |
| 5. | 202 | Eric Richards..... | 1994-97 |
| 6. | 200 | Tony Miliano..... | 2011-14 |
| 7. | 193 | Cole Smith..... | 2018-21 |
| 8. | 184 | Kevin Lovell..... | 2004-06 |
| 9. | 160 | Phil Insalaco..... | 1986-88 |
| 10. | 121 | Jim O'Brien..... | 1967-69 |

Consecutive Games Scored In

| | | | |
|----|----|----------------------|-----------|
| 1. | 47 | Jonathan Ruffin..... | 1999-2002 |
| 2. | 37 | Jacob Rogers..... | 2007-10 |
| 3. | 28 | Andrew Gantz..... | 2014-15 |
| 4. | 26 | Tony Miliano..... | 2011-2012 |
| 5. | 24 | Jim O'Brien..... | 1968-69 |

SPECIAL TEAMS RECORDS - PUNTING & RETURNS

PUNTING GAME RECORDS

Punts

| | | | |
|----|----|--|------|
| 1. | 13 | Phil Peckich at Pittsburgh..... | 1981 |
| 2. | 12 | four times, last by Steve Smith at Louisville..... | 1996 |

Punting Yards

| | | | |
|----|-----|--|------|
| 1. | 510 | Steve Smith at Louisville..... | 1996 |
| 2. | 502 | Mike Connell vs. Arizona State..... | 1976 |
| 3. | 460 | Clem Fennell at North Texas State..... | 1970 |
| 4. | 456 | Doug Johnson at Boston College..... | 1997 |
| 5. | 452 | Steve Smith at Virginia Tech..... | 1995 |

Punting Average

| | | | |
|----|------|--|------|
| 1. | 65.0 | Mason Fletcher at SMU (3 punts)..... | 2022 |
| 2. | 59.7 | Pat O'Donnell vs NC State (3 punts)..... | 2011 |
| | 59.7 | Kevin Huber vs. Marshall (3 punts)..... | 2007 |
| 4. | 57.5 | John Lloyd vs. USF (2 punts)..... | 2013 |
| | 55.0 | John Lloyd vs. Temple (2 punts)..... | 2012 |

PUNTING SEASON RECORDS

Punts

| | | | |
|----|----|-------------------|------|
| 1. | 80 | Phil Peckich..... | 1981 |
| 2. | 77 | Jeff West..... | 1974 |
| 3. | 73 | Jeff Jones..... | 1990 |
| 4. | 72 | James Smith..... | 2019 |
| | 72 | Mike Connell..... | 1976 |
| 5. | 71 | Clem Fennell..... | 1972 |

Punting Yards

| | | | |
|----|-------|---------------------|------|
| 1. | 3,192 | Jeff West..... | 1974 |
| 2. | 3,155 | Phil Peckich..... | 1981 |
| 3. | 3,095 | Mike Connell..... | 1976 |
| | 3,053 | James Smith..... | 2019 |
| 4. | 2,913 | Mason Fletcher..... | 2022 |
| 5. | 2,821 | Jeff Jones..... | 1990 |

Punting Average (Min. 25 Punts)

| | | | |
|----|-------|---------------------------------------|------|
| 1. | 46.90 | Kevin Huber..... | 2007 |
| 2. | 46.60 | James Smith..... | 2018 |
| 3. | 46.30 | Sam Geraci..... | 2015 |
| 4. | 46.23 | Mason Fletcher..... | 2022 |
| 5. | 45.00 | Kevin Huber..... | 2008 |
| -- | 44.8 | Max Fletcher (current, 21 punts)..... | 2025 |

PUNTING CAREER RECORDS

Punts

| | | | |
|----|-----|--------------------|---------|
| 1. | 241 | Chet Ervin..... | 2002-05 |
| 2. | 236 | Jeff Blaylock..... | 1991-94 |
| 3. | 235 | James Smith..... | 2017-20 |
| | 235 | Shaun Burdick..... | 1983-86 |
| 5. | 216 | Jeff Jones..... | 1987-90 |

Punting Yards

| | | | |
|----|--------|--------------------|-----------|
| 1. | 10,245 | James Smith..... | 2017-20 |
| 2. | 9,446 | Chet Ervin..... | 2002-05 |
| 3. | 9,244 | Shaun Burdick..... | 1983-86 |
| 4. | 9,008 | Adam Wulfeck..... | 1998-2001 |
| 5. | 8,711 | Jeff Blaylock..... | 1991-94 |

Punting Average (Min. 50 Punts)

| | | | |
|----|-------|---------------------|---------|
| 1. | 45.47 | Kevin Huber..... | 2005-08 |
| 2. | 43.96 | Mason Fletcher..... | 2021-24 |
| 3. | 43.60 | James Smith..... | 2017-20 |
| 4. | 42.60 | Pat O'Donnell..... | 2010-12 |
| 5. | 42.51 | Mike Connell..... | 1974-77 |

RETURNS GAME RECORDS

Kickoff Returns

| | | | |
|----|---|----------------------------------|------|
| 1. | 8 | Mardy Gilyard at Pittsburgh..... | 2009 |
| | 8 | LaDaris Vann vs. ECU..... | 1999 |
| 3 | 7 | Three Tied | |

Kickoff Return Yards

| | | | |
|----|-----|----------------------------------|------|
| 1. | 256 | Mardy Gilyard at Pittsburgh..... | 2009 |
| 2. | 246 | Mardy Gilyard at Oklahoma..... | 2008 |
| 3. | 218 | Roger Stephens vs. Dayton..... | 1947 |
| 4. | 207 | Mardy Gilyard vs. Florida..... | 2010 |
| 5. | 192 | Keith Jenkins vs. Houston..... | 1975 |

Kickoff Returns For Touchdowns

| | | | |
|----|---|---|--|
| 1. | 1 | Accomplished 23 times; last by Thompson vs ECU (2022) | |
|----|---|---|--|

Punt Returns

| | | | |
|----|---|--|------|
| 1. | 7 | three times, last by Mike Daniels vs. WCU..... | 2005 |
|----|---|--|------|

Punt Return Yards

| | | | |
|----|-----|---|------|
| 1. | 161 | Gene Gibson vs. Ohio..... | 1949 |
| 2. | 122 | Tinker Keck vs. Louisville..... | 1997 |
| 3. | 103 | Gene Gibson vs. Western Michigan..... | 1949 |
| 4. | 98 | Errol Prisky vs. North Texas State..... | 1963 |
| 5. | 97 | Tinker Keck vs. Miami (OH)..... | 1997 |

Punt Return Touchdowns

| | | | |
|----|---|---------------------------------|------|
| 1. | 2 | Tinker Keck vs. Louisville..... | 1997 |
| | 2 | Gene Gibson vs. Ohio..... | 1949 |

RETURNS SEASON RECORDS

Kickoff Returns

| | | | |
|----|----|-------------------------------|------|
| 1. | 42 | Mardy Gilyard..... | 2009 |
| 2. | 39 | Ralph David Abernathy IV..... | 2011 |
| 3. | 36 | Mardy Gilyard..... | 2008 |
| 4. | 33 | Donald McKnight..... | 1998 |
| 5. | 32 | Ralph David Abernathy IV..... | 2012 |

Kickoff Return Yards

| | | | |
|----|-------|-------------------------------|------|
| 1. | 1,281 | Mardy Gilyard..... | 2009 |
| 2. | 1,034 | Ralph David Abernathy IV..... | 2011 |
| 3. | 994 | Mardy Gilyard..... | 2008 |
| 4. | 801 | Ralph David Abernathy IV..... | 2012 |
| 5. | 652 | Russell Cooper..... | 1980 |

Kickoff Return Average (Min. 1.5 KOR/G)

| | | | |
|----|-------|--------------------|------|
| 1. | 34.33 | Robert Tate..... | 1995 |
| 2. | 31.50 | Chris Hewitt..... | 1993 |
| 3. | 30.50 | Mardy Gilyard..... | 2009 |
| 4. | 29.13 | Keith Jenkins..... | 1975 |
| 5. | 27.73 | Tom Marvaso..... | 1974 |

Kickoff Returns For Touchdowns

| | | | |
|----|---|--------------------|------|
| 1. | 2 | Mardy Gilyard..... | 2008 |
|----|---|--------------------|------|

Punt Returns

| | | | |
|----|----|--------------------|------|
| 1. | 38 | Tinker Keck..... | 1997 |
| | 38 | Charley Bland..... | 1973 |
| 3. | 37 | Tom Marvaso..... | 1975 |
| 4. | 36 | Tye Keith..... | 2002 |
| 5. | 35 | LaDaris Vann..... | 2001 |

Punt Return Yards

| | | | |
|----|-----|--------------------|------|
| 1. | 577 | Tinker Keck..... | 1997 |
| 2. | 438 | Gene Gibson..... | 1949 |
| 3. | 342 | Tom Marvaso..... | 1974 |
| 4. | 322 | Gene Gibson..... | 1950 |
| 5. | 302 | Charley Bland..... | 1973 |

RETURNS SEASON RECORDS (CONT.)

Punt Return Average (Min. 10 Returns)

| | | | |
|----|-------|-------------------|------|
| 1. | 20.86 | Gene Gibson..... | 1949 |
| 2. | 20.12 | Gene Gibson..... | 1950 |
| 3. | 19.82 | Jack Delaney..... | 1951 |
| 4. | 17.36 | Billy Hunter..... | 1972 |
| 5. | 16.23 | Dom Del Bene..... | 1951 |

Punt Return Touchdowns

| | | | |
|----|---|------------------|------|
| 1. | 4 | Tinker Keck..... | 1997 |
| 2. | 3 | Gene Gibson..... | 1949 |

RETURNS CAREER RECORDS

Kickoff Returns

| | | | |
|----|----|-------------------------------|---------|
| 1. | 93 | Mardy Gilyard..... | 2005-09 |
| 2. | 87 | Ralph David Abernathy IV..... | 2011-14 |
| 3. | 67 | Tre Tucker..... | 2019-22 |
| 4. | 62 | Brian Jenkins..... | 1990-93 |
| 5. | 55 | Dominick Goodman..... | 2005-07 |

Kickoff Returns Yards

| | | | |
|----|-------|-------------------------------|---------|
| 1. | 2,657 | Mardy Gilyard..... | 2005-09 |
| 2. | 2,186 | Ralph David Abernathy IV..... | 2011-14 |
| 3. | 1,670 | Tre Tucker..... | 2019-22 |
| 4. | 1,506 | Brian Jenkins..... | 1990-93 |
| 5. | 1,199 | Dominick Goodman..... | 2005-07 |

Kickoff Returns Average (Min. 25 KOR)

| | | | |
|----|-------|-------------------------------|---------|
| 1. | 28.60 | Mardy Gilyard..... | 2005-09 |
| 2. | 28.54 | Chris Hewitt..... | 1993-95 |
| 3. | 26.41 | Robert Tate..... | 1993-95 |
| 4. | 25.10 | Ralph David Abernathy IV..... | 2011-14 |
| 5. | 24.93 | Tre Tucker..... | 2019-22 |

Kickoff Returns For Touchdowns

| | | | |
|----|---|--------------------|---------|
| 1. | 4 | Mardy Gilyard..... | 2005-09 |
| 2. | 2 | Tre Tucker..... | 2019-22 |
| | 2 | Mel Riggins..... | 1970-71 |

Punt Returns

| | | | |
|----|----|-----------------------|---------|
| 1. | 73 | Robert Tate..... | 1993-96 |
| | 73 | Tom Marvaso..... | 1974-75 |
| 3. | 71 | Ryan Montgomery..... | 2019-23 |
| 4. | 68 | Tinker Keck..... | 1997-99 |
| 5. | 60 | Lamont Patterson..... | 1979-82 |

Punt Return Yards

| | | | |
|----|-----|----------------------|---------|
| 1. | 804 | Tinker Keck..... | 1997-99 |
| 2. | 760 | Gene Gibson..... | 1949-50 |
| 3. | 688 | Ryan Montgomery..... | 2019-23 |
| 4. | 637 | Robert Tate..... | 1993-96 |
| 5. | 575 | Tom Marvaso..... | 1974-75 |

Punt Return Average

| | | | |
|----|-------|--------------------|---------|
| 1. | 20.54 | Gene Gibson..... | 1949-50 |
| 2. | 14.33 | Jack Delaney..... | 1950-52 |
| 3. | 11.82 | Tinker Keck..... | 1997-99 |
| 4. | 11.80 | Mardy Gilyard..... | 2005-09 |
| 5. | 10.57 | Brian Jenkins..... | 1990-92 |

Punt Return Touchdowns

| | | | |
|----|---|--|---------|
| 1. | 5 | Gene Gibson..... | 1949-50 |
| 2. | 4 | Tinker Keck..... | 1997-99 |
| 3. | 3 | Joe Morrison..... | 1956-58 |
| 4. | 2 | Tom Marvaso..... | 1974-75 |
| 5. | 1 | Accomplished 16 times last by Gilyard (2009) | |

DEFENSIVE RECORDS - TACKLES

TACKLES

GAME RECORDS

Total Tackles

| | | | |
|----|----|--|------|
| 1. | 31 | Karl Woods at South Carolina | 1980 |
| 2. | 24 | Vaughn Booker vs. ECU | 1987 |
| 3. | 23 | Brad Jackson vs. Boston College | 1997 |
| | 23 | Jerome Brinson vs. Oklahoma State | 1987 |
| 5. | 22 | Sam Garnes vs. Vanderbilt | 1994 |
| | 22 | Jason Coppess vs. Bowling Green | 1993 |
| | 22 | Alex Gordon vs. Miami (OH) | 1986 |
| | 22 | Brad Nothacker vs. Penn State | 1985 |
| 9. | 21 | Jack Brusciannelli vs. West Virginia | 1989 |
| | 21 | Mike Kelly vs. Rutgers | 1987 |

Solo Tackles (Since 2001)

| | | | |
|-----|----|-------------------------------------|------|
| 1. | 12 | Zach Edwards vs. ECU | 2014 |
| | 12 | Mike Mickens at Akron | 2008 |
| | 12 | Jamar Enzor at Memphis | 2003 |
| | 12 | Ivan Fields vs. Tulane | 2001 |
| 5. | 11 | Walter Stewart vs. Syracuse | 2010 |
| | 11 | Haruki Nakamura at USF | 2007 |
| 7. | 11 | Ryan Manalac at USF | 2007 |
| 8. | 11 | Jamar Enzor vs. Rhode Island | 2003 |
| 9. | 11 | Ivan Fields vs. West Virginia | 2002 |
| 10. | 11 | Lewis Carter vs. Purdue | 2001 |

Assisted Tackles (Since 2001)

| | | | |
|----|----|----------------------------------|------|
| 1. | 12 | Andre Revels at Miami (OH) | 2009 |
| | 12 | Corey Smith vs. Louisville | 2007 |
| | 12 | Jamar Enzor at UAB | 2003 |
| 4. | 11 | Kevin Brown vs. Memphis | 2014 |
| | 11 | Zach Edwards vs. Memphis | 2014 |
| | 11 | Jeff Luc vs. Miami (OH) | 2014 |
| 7. | 10 | Jake Goiday vs. Nebraska | 2025 |
| | 10 | Dorian Jones vs. Oklahoma | 2023 |
| | 10 | Eric Wilson vs. UT Martin | 2016 |
| | 10 | Jeff Luc vs. Memphis | 2014 |
| | 10 | Nick Temple vs. Memphis | 2014 |
| | 10 | Greg Blair at Louisville | 2012 |
| | 10 | JK Schaffer at NC State | 2010 |
| | 10 | JK Schaffer vs. Illinois | 2009 |

Tackles For A Loss (Since 2001)

| | | | |
|----|-----|--|------|
| 1. | 5.5 | Brandon Mills vs. Rutgers | 2010 |
| 2. | 5.0 | Antwan Peek at Southern Miss | 2002 |
| | 5.0 | Antwan Peek vs. Louisiana-Monroe | 2001 |
| | 5.0 | Derek Wolfe vs. Connecticut | 2011 |
| 5. | 4.5 | Ivan Pace Jr. vs. Indiana | 2022 |
| | 4.5 | Trevor Anderson at Connecticut | 2006 |
| | 4.5 | Cortez Broughton at UCLA | 2018 |

TACKLES

SEASON RECORDS

Total Tackles

| | | | |
|-----|-----|---------------------------|------|
| 1. | 186 | Mike Brookins | 1979 |
| 2. | 168 | Brad Jackson | 1997 |
| 3. | 161 | Karl Woods | 1980 |
| 4. | 158 | Jerome Brinson | 1983 |
| 5. | 155 | Karl Woods | 1978 |
| 6. | 147 | Dwayne Berry | 1978 |
| 7. | 145 | Muhammed El-Mubarak | 1995 |
| 8. | 143 | Linwood Marshall | 1983 |
| 9. | 140 | Howie Kurnick | 1978 |
| 10. | 138 | Greg Blair | 2012 |
| | 138 | Phillip Curry | 1997 |
| | 138 | Antonio Gibson | 1982 |

Solo Tackles

| | | | |
|-----|-----|---------------------------|------|
| 1. | 101 | Howie Kurnick | 1978 |
| 2. | 94 | Linwood Marshall | 1983 |
| 3. | 93 | Brad Jackson | 1997 |
| | 93 | Mike Brookins | 1979 |
| 5. | 90 | Muhammed El-Mubarak | 1995 |
| | 90 | Jerome Brinson | 1983 |
| 7. | 88 | Sam Garnes | 1994 |
| 8. | 83 | Phillip Curry | 1997 |
| 9. | 82 | DeJuan Gossett | 1999 |
| 10. | 80 | Jack Brusciannelli | 1988 |

Assisted Tackles

| | | | |
|-----|----|----------------------|------|
| 1. | 99 | Karl Woods | 1980 |
| 2. | 93 | Mike Brookins | 1979 |
| 3. | 83 | Karl Woods | 1978 |
| 4. | 82 | Alex Gordon | 1985 |
| 5. | 81 | Ivan Pace Jr. | 2022 |
| 6. | 78 | Dwayne Berry | 1978 |
| 7. | 75 | Brad Jackson | 1997 |
| | 75 | Richard Rhodes | 1985 |
| 9. | 74 | Antonio Gibson | 1982 |
| 10. | 73 | Alex Gordon | 1986 |

Tackles For A Loss

| | | | |
|----|------|----------------------|------|
| 1. | 28.0 | Mike Gates | 1980 |
| 2. | 22.0 | Trent Cole | 2004 |
| | 22.0 | Antwan Peek | 2001 |
| 4. | 21.5 | Ivan Pace Jr. | 2022 |
| | 21.5 | Derek Wolfe | 2011 |
| 6. | 21.0 | Antwan Peek | 2002 |
| | 21.0 | Phil Poirier | 1989 |
| 8. | 20.0 | Nate Dingle | 1992 |
| 9. | 18.0 | Tyjuan Hagler | 2002 |
| | 18.0 | Andrew Stewart | 1988 |

TACKLES

CAREER RECORDS

Total Tackles

| | | | |
|-----|-----|-----------------------|-----------|
| 1. | 502 | Karl Woods | 1977-80 |
| 2. | 487 | Phillip Curry | 1994-97 |
| 3. | 392 | Brad Jackson | 1994-97 |
| 4. | 381 | Zach Edwards | 2013-16 |
| 5. | 356 | Mike Brookins | 1979-81 |
| 6. | 352 | Alex Gordon | 1983-86 |
| 7. | 351 | Hassan Champion | 1995-98 |
| | 351 | Joe Olding | 1979-82 |
| 9. | 338 | Doug Monaghan | 2001-04 |
| 10. | 337 | JK Schaffer | 2008-11 |
| | 327 | DeJuan Gossett | 1997-2000 |

Solo Tackles

| | | | |
|-----|-----|-----------------------|-----------|
| 1. | 268 | Phillip Curry | 1994-97 |
| 2. | 229 | Zach Edwards | 2013-16 |
| 3. | 222 | DeJuan Gossett | 1997-2000 |
| 4. | 216 | Brad Jackson | 1994-97 |
| 5. | 211 | Karl Woods | 1977-80 |
| 6. | 208 | Ivan Fields | 1999-2002 |
| 7. | 206 | Sam Garnes | 1993-96 |
| 8. | 200 | Doug Monaghan | 2001-04 |
| 9. | 190 | Mike Brookins | 1979-81 |
| 10. | 184 | Hassan Champion | 1995-98 |

Assisted Tackles

| | | | |
|-----|-----|-----------------------|---------|
| 1. | 291 | Karl Woods | 1979-81 |
| 2. | 219 | Phillip Curry | 1994-97 |
| 3. | 192 | Alex Gordon | 1983-86 |
| 4. | 176 | Brad Jackson | 1994-97 |
| 5. | 175 | Joe Olding | 1979-82 |
| 6. | 168 | Howie Kurnick | 1975-78 |
| 7. | 167 | Hassan Champion | 1995-98 |
| 8. | 166 | Mike Brookins | 1979-81 |
| 9. | 155 | JK Schaffer | 2008-11 |
| 10. | 152 | Zach Edwards | 2014-16 |

Tackles For A Loss

| | | | |
|-----|------|----------------------|-----------|
| 1. | 56.0 | Antwan Peek | 1998-2002 |
| 2. | 48.0 | Trent Cole | 2002-04 |
| 3. | 46.0 | Nate Dingle | 1990-93 |
| 4. | 45.0 | Phillip Curry | 1994-97 |
| 5. | 44.5 | Andre Frazier | 2001-04 |
| 6. | 42.0 | Terrill Byrd | 2005-08 |
| 7. | 38.0 | Alex Gordon | 1983-86 |
| 8. | 37.0 | Derek Wolfe | 2008-11 |
| | 37.0 | George Jamison | 1980-83 |
| 9. | 36.0 | Andrew Stewart | 1986-88 |
| 10. | 34.5 | Tyjuan Hagler | 2002-04 |

DEFENSIVE RECORDS - SACKS & MISC.

SACKS GAME RECORDS

Quarterback Sacks (Since 2001)

| | | | |
|----|-----|---------------------------------------|------|
| 1. | 4.0 | Alex Daniels at Miami (OH)..... | 2009 |
| | 4.0 | Antwan Peek vs. Louisiana-Monroe..... | 2001 |
| 3. | 3.5 | Cortez Broughton at UCLA..... | 2018 |
| 4. | 3.0 | Connor Barwin vs. Pittsburgh..... | 2008 |
| | 3.0 | Trent Cole at ECU..... | 2004 |
| | 3.0 | Anthony Hoke vs. UConn..... | 2007 |
| | 3.0 | Anthony Hoke at Syracuse..... | 2007 |
| | 3.0 | Brandon Mills vs. Rutgers..... | 2010 |
| | 3.0 | Lamonte Nelms at Syracuse..... | 2007 |

SACKS SEASON RECORDS

Quarterback Sacks (Since 2001)

| | | | |
|----|------|-------------------------|------|
| 1. | 13.0 | Anthony Hoke..... | 2007 |
| 2. | 12.5 | Antwan Peek..... | 2001 |
| 3. | 11.0 | Connor Barwin..... | 2008 |
| 4. | 10.0 | Ivan Pace Jr. | 2022 |
| 5. | 9.5 | Derek Wolfe..... | 2011 |
| | 9.5 | Silverberry Mouhon..... | 2013 |
| 7. | 9.0 | Terrell Hartsfield..... | 2014 |
| | 9.0 | Antwan Peek..... | 2000 |
| 9. | 8.5 | Trent Cole..... | 2004 |
| | 8.5 | Alex Daniels..... | 2009 |

SACKS CAREER RECORDS

Quarterback Sacks (Since 2001)

| | | | |
|-----|------|-------------------------|-----------|
| 1. | 28.0 | Antwan Peek..... | 1998-2002 |
| 2. | 22.0 | Anthony Hoke..... | 2004-07 |
| 3. | 21.5 | Andre Frazier..... | 2000-04 |
| 4. | 19.5 | Derek Wolfe..... | 2008-11 |
| 5. | 19.0 | Trent Cole..... | 2002-04 |
| | 19.0 | Silverberry Mouhon..... | 2012-15 |
| 7. | 18.0 | Nate Dingle..... | 1990-93 |
| | 18.0 | George Jamison..... | 1980-83 |
| 9. | 17.5 | Walter Stewart..... | 2009-12 |
| 10. | 16.5 | Dan Giordano..... | 2008-12 |
| | 16.5 | Terrill Byrd..... | 2005-08 |

FUMBLES GAME RECORDS

Fumbles Forced (Since 2000)

| | | | |
|----|---|---|------|
| 1. | 3 | Antwan Peek vs. Louisiana-Monroe..... | 2001 |
| 2. | 2 | Eight times, last by A. Peek Jr at UCF..... | 2024 |

Fumbles Recovered (Since 2000)

| | | | |
|----|---|---------------------------------------|------|
| 1. | 2 | Willis Edwards vs. Memphis..... | 2002 |
| | 2 | Ivan Fields at Memphis..... | 2000 |
| | 2 | Jeff Luc vs. USF..... | 2014 |
| | 2 | Kevin McCullough vs. Connecticut..... | 2005 |
| | 2 | Wesley Richardson at NC State..... | 2010 |

FUMBLES SEASON RECORDS

Fumbles Forced (Since 2000)

| | | | |
|----|---|---------------------|------|
| 1. | 7 | Antwan Peek..... | 2002 |
| 2. | 6 | Jeff Luc..... | 2014 |
| 3. | 5 | Antwan Peek..... | 2001 |
| 4. | 4 | Antwan Peek Jr..... | 2024 |
| | 4 | Bryan Wright..... | 2019 |
| | 4 | Walter Stewart..... | 2011 |
| | 4 | Willis Edwards..... | 2001 |
| | 4 | Troy Evans..... | 2000 |

Fumbles Recovered (Since 2000)

| | | | |
|----|---|--|------|
| 1. | 5 | Antwan Peek..... | 2002 |
| 2. | 4 | Ja'Von Hicks..... | 2019 |
| | 4 | Jeff Luc..... | 2014 |
| 4. | 3 | Nine times, last by Hartsfield & Wilson..... | 2014 |

FUMBLES CAREER RECORDS

Forced Fumbles (Since 1999)

| | | | |
|----|----|--------------------------------|--------------|
| 1. | 17 | Antwan Peek..... | 1998-02 |
| 2. | 8 | Jeff Luc..... | 2013-14 |
| | 8 | Walter Stewart..... | 2009-12 |
| 3. | 6 | Antwan Peek Jr. (current)..... | 2022-current |
| | 6 | JK Schaffer..... | 2008-11 |
| | 6 | Andre Frazier..... | 2000-04 |
| | 6 | Zach Norton..... | 2000-03 |
| 7. | 5 | Coby Bryant..... | 2017-21 |
| | 5 | Willis Edwards..... | 2000-02 |
| | 5 | Anthony Hoke..... | 2004-07 |
| | 5 | Jason Russel..... | 2001-04 |
| | 5 | Anthony Williams..... | 2005-07 |
| | 5 | Tyrell Gilbert..... | 2014-18 |

Fumble Recoveries

| | | | |
|----|----|----------------------|-----------|
| 1. | 12 | John Vitro..... | 1973-75 |
| 2. | 10 | Antwan Peek..... | 1998-2002 |
| | 10 | Howie Kurnick..... | 1975-77 |
| 4. | 9 | Ronnie Shannon..... | 1988-91 |
| | 9 | David Mann..... | 1975-77 |
| 6. | 7 | Eric Wilson..... | 2014-16 |
| | 7 | Marion Ford..... | 1972-73 |
| | 7 | Charlie Stovall..... | 1971-72 |

BLOCKED KICKS GAME RECORDS

Blocked Kicks (Since 2000)

| | | | |
|----|---|--|------|
| 1. | 2 | Connor Barwin at Marshall..... | 2008 |
| | 2 | Antwan Peek vs. Miami..... | 2000 |
| 3. | 1 | 41 times, last by Jowon Briggs vs. Navy..... | 2022 |

BLOCKED KICKS SEASON RECORDS

Blocked Kicks (Since 2000)

| | | | |
|----|---|--------------------|------|
| 1. | 3 | Antwan Peek..... | 2000 |
| | 3 | Connor Barwin..... | 2008 |
| | 3 | Ethan Tucky..... | 2019 |
| 4. | 2 | Arquon Bush..... | 2021 |
| | 2 | Mardy Gilyard..... | 2007 |
| | 2 | Antwan Peek..... | 2001 |
| | 2 | Wilson Huber..... | 2019 |
| | 2 | Andre Frazier..... | 2003 |
| | 2 | Tyjuan Hagler..... | 2004 |
| | 2 | Antwan Peek..... | 2002 |

BLOCKED KICKS CAREER RECORDS

Blocked Kicks (Since 2000)

| | | | |
|----|---|--------------------|------------|
| 1. | 7 | Antwan Peek..... | 2000-02 |
| 2. | 5 | Ethan Tucky..... | 2018-20 |
| 3. | 4 | Connor Barwin..... | 2005-08 |
| 4. | 3 | Wilson Huber..... | 2018-22 |
| 5. | 2 | Deshawn Pace..... | 2020-23 |
| | 2 | Arquon Bush..... | 2018-22 |
| | 2 | Tyjuan Hagler..... | 2001-04 |
| | 2 | Mardy Gilyard..... | 2005,07-09 |
| | 2 | Andre Frazier..... | 2000-04 |

HURRIES SEASON RECORDS

Quarterback Hurries (Since 2000)

| | | | |
|----|----|----------------------|------|
| 1. | 13 | Myjai Sanders..... | 2021 |
| | 13 | Trevor Anderson..... | 2006 |
| | 13 | Trent Cole..... | 2004 |
| 4. | 12 | Dan Giordano..... | 2012 |
| 5. | 11 | Angelo Craig..... | 2007 |

HURRIES CAREER RECORDS

Quarterback Hurries (Since 2000)

| | | | |
|----|----|-------------------------|---------|
| 1. | 26 | Dan Giordano..... | 2008-12 |
| 2. | 25 | Myjai Sanders..... | 2018-21 |
| 3. | 16 | Silverberry Mouhon..... | 2012-15 |
| 4. | 15 | Angelo Craig..... | 2003-07 |
| 5. | 14 | Andre Frazier..... | 2000-04 |

DEFENSIVE RECORDS - INTERCEPTIONS AND SCORES

INTERCEPTIONS GAME RECORDS

Interceptions

1. 4 Bob Hynes vs. Ohio Northern..... 1923
2. 3 accomplished six times, last by D. Smith (2007)

Interception Return Yards

1. 123 Shawn Ferguson vs. Memphis..... 1998
2. 100 **Matthew McDoom at Oklahoma State**2025
3. 96 Jocelyn Borgella vs. Rutgers 1992
- 96 Bob Del Rosa vs. Oklahoma State 1958
5. 88 Joe Morrison vs. Dayton 1956
6. 87 Joe Morrison vs. Wichita State..... 1956

Interception Returns for Touchdowns

1. 2 Shawn Ferguson vs. Memphis..... 1998
2. 1 **accomplished 64 times, last by McDoom (2025)**

INTERCEPTIONS SEASON RECORDS

Interceptions

1. 8 DeAngelo Smith 2007
2. 6 seven times, last by Mike Mickens..... 2007

Interception Return Yards

1. 175 Joe Morrison..... 1956
2. 171 Jocelyn Borgella 1992
3. 159 John Mooth..... 1951
4. 158 Mike Mickens 2008
5. 136 Mike Mickens 2007

Interception Returns for Touchdowns

1. 2 Ahmad Gardner..... 2019
- 2 Mike Mickens 2007
- 2 Blue Adams 2002
- 2 Shawn Ferguson..... 1998
- 2 Joe Morrison..... 1956

INTERCEPTIONS CAREER RECORDS

Interceptions

1. 14 Mike Mickens 2005-08
2. 12 DeAngelo Smith 2005-08
- 12 Blue Adams 1998-2002
- 12 Jocelyn Borgella 1990-93
5. 11 Ed Bolis..... 1970-72
6. 10 Ja'Von Hicks..... 2018-22
- 10 Coby Bryant 2017-21

Interception Return Yards

1. 296 Mike Mickens 2005-08
2. 263 Jocelyn Borgella 1990-93
- 263 Joe Morrison..... 1956-58
4. 254 Gene Gibson..... 1949-50
5. 222 Aaron Webster 2006-09

Interception Returns for Touchdowns

1. 3 Mike Mickens 2005-08
- 3 Shawn Ferguson..... 1995-98
2. 2 four times, last by Ahmad Gardner 2019-21

PASSES BROKEN UP GAME RECORDS

Most Pass Breakups (Since 2000)

1. 4 Justin Harris at Pitt..... 2023
- 4 Mike Mickens vs. Rutgers 2006
- 4 Zach Norton vs. Louisville 2001
- 4 Linden Stephens at Miami (OH)..... 2017
5. 3 Derrick Canteen vs. Pitt 2024
- 3 Josh Minkins vs. Towson 2024
- 3 Ja'Von Hicks at Tulsa 2022
- 3 Coby Bryant at Notre Dame 2021
- 3 Blue Adams at Temple 2002
- 3 Coby Bryant at Temple..... 2018
- 3 Coby Bryant at ECU..... 2019
- 3 Zach Edwards vs. North Carolina 2013
- 3 Ivan Fields vs. Houston 2002
- 3 Tyrell Gilbert at Miami (OH) 2018
- 3 Andre Jones vs. ECU..... 2014
- 3 Mike Mickens at Akron..... 2008
- 3 Mike Mickens vs. UConn 2005
- 3 Mike Mickens vs. Louisville 2005
- 3 Mike Mickens vs. Pittsburgh 2006
- 3 Mike Mickens at Miami (OH)..... 2005
- 3 Haruki Nakamura vs. USF..... 2006
- 3 Zach Norton vs. UAB..... 2002
- 3 Antwan Peek at Tulane 2000

PASSES DEFENDED (PBU+INT) SEASON RECORDS

Most Passes Defended (Since 2000)

1. 23 Blue Adams (17 PBU, 6 INT)..... 2002
2. 18 Mike Mickens (15 PBU, 3 INT)..... 2006
3. 16 Lavar Glover (15 PBU, 1 INT)..... 2001
- 16 Zach Norton (14 PBU, 2 INT)..... 2002
- 16 Deangelo Smith (8 PBU, 8 INT)..... 2007
6. 15 Mike Mickens (14 PBU, 1 INT)..... 2005
- 15 Daven Holly (9 PBU, 6 INT)..... 2003
8. 14 Coby Bryant (11 PBU, 3 INT)..... 2021
9. 13 Ivan Fields (10 PBU, 3 INT)..... 2002
- 13 Zach Norton (10 PBU, 3 INT)..... 2001
- 13 Mike Mickens (10 PBU, 3 INT)..... 2008

PASSES DEFENDED (PBU+INT) CAREER RECORDS

Most Passes Defended (Since 2000)

1. 58 Mike Mickens (45 Brup, 13 Int)..... 2005-08
2. 45 Coby Bryant (35 Brup, 10 Int)..... 2017-21
3. 41 Zach Norton (31 Brup, 10 Int)..... 2000-03
4. 34 Blue Adams (26 Brup, 8 Int)..... 2000-02
- 34 Zach Edwards (26 Brup, 8 Int)..... 2013-16
6. 32 Arquan Bush (23 Brup, 9 Int)..... 2018-22
7. 30 Deangelo Smith (19 Brup, 11 Int)..... 2004-08
8. 29 Doug Monaghan (20 Brup, 9 Int)..... 2001-04
- 29 Deven Drane (21 Brup, 8 Int)..... 2010-13
10. 28 Drew Frey (20 Brup, 8 Int)..... 2008-12
11. 27 Ahmad "Sauce" Gardner (18 Brup, 9 INT)..... 2019-21

DEFENSIVE SCORES GAME RECORDS

Fumble Return TDs - Defense (Since 2000)

1. 1 19 times, last by Dominique Perry 2022

Blocked PAT Return (Two Points) (Since 2000)

1. 1 Coby Bryant vs. Temple..... 2019
- 1 Daven Holly vs. Miami (OH)..... 2004

Blocked FG Return TDs (Since 2000)

1. 1 Ahmad "Sauce" Gardner at ECU..... 2021

DEFENSIVE SCORES SEASON RECORDS

Fumble return TDs (Since 2000)

1. 2 Antwan Peek 2002
2. 1 16 times, last by Jabari Taylor..... 2022

Blocked PAT Return (Two Points) (Since 2000)

1. 1 Coby Bryant 2019
- 1 Daven Holley..... 2004

DEFENSIVE SCORES CAREER RECORDS

Fumble return TDs (Since 2000)

1. 2 Antwan Peek 2000-02
- 2 Kevin McCullough..... 2005-06
3. 1 Dominique Perry..... 2020-23
- 1 Nick Temple..... 2011-14
- 1 Eric Wilson..... 2014-16
- 1 Fran Callicott..... 2002-03
- 1 JK Schaffer..... 2008-11
- 1 Walter Stewart..... 2009-12
- 1 Daven Holly..... 2000-04
- 1 Maalik Bomar 2009-12
- 1 Deven Drane 2010-13
- 1 Ivan Fields..... 2000-02
- 1 Angelo Craig..... 2003-07
- 1 Tyjuan Hagler 2001-04
- 1 Carter Jacobs 2014-17
- 1 Kimoni Fitz..... 2014-18
- 1 Terrell Hartsfield 2013-14

Blocked PAT Return (Two Points) (Since 2000)

1. 1 Coby Bryant 2017-21
- 1 Daven Holley..... 2001-04

Blocked FG Return TDs (Since 2000)

1. 1 Ahmad "Sauce" Gardner at ECU 2019-21

OPPONENT SINGLE GAME TEAM RECORDS & OVERTIME RESULTS

Fewest Rushing Attempts

| | | | |
|----|----|-----------------|------|
| 1. | 17 | Dayton | 1961 |
| 2. | 18 | @ East Carolina | 2015 |
| 3. | 19 | Miami (OH) | 2012 |
| | 19 | Xavier | 1954 |
| | 19 | Akron | 2006 |

Fewest Rushing Yards

| | | | |
|----|-----|---------------------|------|
| 1. | -46 | Kansas | 1997 |
| 2. | -37 | Wichita State | 1974 |
| 3. | -22 | NC State | 2011 |
| 4. | -20 | Northwestern State | 1977 |
| 5. | -19 | Louisiana-Monroe | 1996 |
| 6. | -17 | Louisville | 1968 |
| 7. | -16 | Louisiana-Lafayette | 1975 |
| 8. | -15 | Syracuse | 2007 |
| 9. | -14 | Louisville | 1981 |
| | -14 | Wichita State | 1965 |

Fewest Passing Attempts

| | | | |
|----|---|----------------|------|
| 1. | 1 | Boston College | 1964 |
| 2. | 2 | Louisville | 1953 |
| 3. | 3 | Miami (OH) | 1971 |
| | 3 | Wichita State | 1955 |
| | 3 | Miami (OH) | 1957 |

Fewest Pass Completions

| | | | |
|----|---|--------------------|------|
| 1. | 0 | vs. Louisville | 1974 |
| | 0 | vs. Ohio | 1973 |
| | 0 | vs. Boston College | 1964 |
| | 0 | vs. Indiana | 1963 |
| | 0 | vs. Ohio | 1949 |

Fewest Passing Yards

| | | | |
|----|----|----------------|------|
| 1. | -1 | Xavier | 1971 |
| 2. | 0 | Louisville | 1974 |
| | 0 | Ohio | 1973 |
| | 0 | Boston College | 1964 |
| | 0 | Indiana | 1963 |
| | 0 | Ohio | 1949 |

Fewest Yards Total Offense

| | | | |
|----|----|---------------------|------|
| 1. | 18 | Louisiana-Lafayette | 1973 |
| 2. | 22 | Ohio | 1950 |
| 3. | 32 | Xavier | 1954 |
| 4. | 53 | Kansas | 1997 |
| 5. | 70 | Louisville | 1976 |

Most Points

| | | | |
|----|----|---------------|------|
| 1. | 81 | Penn State | 1991 |
| 2. | 71 | Houston | 1968 |
| | 71 | Ohio Wesleyan | 1928 |
| 4. | 70 | Louisville | 2004 |
| | 70 | Florida State | 1990 |
| 6. | 69 | West Virginia | 1989 |

Most Rushing Attempts

| | | | |
|----|----|---------------|------|
| 1. | 86 | West Virginia | 1969 |
| 2. | 79 | Houston | 1974 |
| | 79 | Miami (OH) | 1972 |
| 4. | 76 | Miami (OH) | 1967 |
| 5. | 74 | Miami (OH) | 1968 |

Most Rushing Yards

| | | | |
|----|-----|-------------------|------|
| 1. | 569 | @ Navy | 2017 |
| 2. | 539 | Northern Illinois | 1989 |
| 3. | 500 | ECU | 1987 |
| 4. | 484 | Penn State | 1991 |
| 5. | 483 | West Virginia | 1969 |

Most Passing Yards

| | | | |
|----|-----|-------------|------|
| 1. | 535 | @ ECU | 2019 |
| 2. | 482 | vs. Florida | 2010 |
| 3. | 464 | @ ECU | 2017 |
| 4. | 460 | Louisville | 1998 |
| 5. | 451 | Tulsa | 1965 |

Most Passing Attempts

| | | | |
|----|----|------------|------|
| 1. | 67 | Louisville | 1997 |
| 2. | 66 | Indiana | 2022 |
| | 66 | Houston | 1993 |
| 4. | 62 | ECU | 2014 |
| | 62 | ECU | 1997 |

Most Pass Completions

| | | | |
|----|----|-------------|------|
| 1. | 38 | Duke | 2012 |
| 2. | 37 | ECU | 1997 |
| 3. | 36 | Oklahoma | 2010 |
| | 36 | Houston | 1992 |
| 5. | 35 | ECU | 2014 |
| 6. | 34 | @ ECU | 2015 |
| | 34 | @ Tennessee | 2011 |

Most Yards Total

| | | | |
|----|-----|--------------|------|
| 1. | 742 | Louisville | 1998 |
| 2. | 710 | @ Ohio State | 2014 |
| | 706 | Penn State | 1991 |
| 4. | 696 | Houston | 1968 |
| 5. | 662 | Iowa | 1990 |

Most Passes Intercepted

| | | | |
|----|---|-------------------|------|
| 1. | 7 | Kansas State | 1951 |
| 2. | 6 | Oregon State | 2007 |
| | 6 | North Texas | 1966 |
| | 6 | UTEP | 1951 |
| | 6 | Mississippi State | 1949 |

Most Interception Return Yards

| | | | |
|----|-----|--------------|------|
| 1. | 162 | Dayton | 1956 |
| 2. | 138 | UTEP | 1951 |
| 3. | 123 | Memphis | 1998 |
| 4. | 117 | Memphis | 1995 |
| 5. | 110 | Oregon State | 2007 |

Most Turnovers Forced

| | | | |
|----|---|--------------|------|
| 1. | 8 | Rice | 1974 |
| 2. | 7 | Oregon State | 2007 |
| | 7 | Memphis | 2000 |
| | 7 | ECU | 1990 |
| | 7 | Rutgers | 1983 |

OVERTIME RECORDS

| YEAR | OPPONENT | W/L | LENGTH | REGULATION | FINAL |
|------|---------------------------|-----|--------|------------|-------|
| 1996 | Miami (OH) | W | 3OT | 17-17 | 30-23 |
| 1997 | at Houston * | L | 2OT | 31-31 | 41-38 |
| | at Miami (OH) | W | 2OT | 24-24 | 34-31 |
| 1999 | UAB * | L | OT | 21-21 | 24-21 |
| 2000 | at Wisconsin | L | OT | 22-22 | 28-25 |
| | at Memphis * | W | OT | 10-10 | 13-10 |
| 2002 | TCU * | W | OT | 29-29 | 36-29 |
| 2003 | Temple | W | 3OT | 24-24 | 30-24 |
| | at USF * | L | 2OT | 10-10 | 24-17 |
| 2008 | at No. 20 West Virginia * | W | OT | 20-20 | 26-23 |
| 2012 | at No. 16/14 Louisville * | L | OT | 31-31 | 34-31 |
| 2013 | No. 19/16 Louisville * | L | OT | 24-24 | 31-24 |
| 2016 | at Tulsa * | L | OT | 34-34 | 40-37 |
| 2017 | SMU * | L | OT | 28-28 | 31-28 |
| 2018 | at Temple * | L | OT | 17-17 | 24-17 |
| | at SMU * | W | OT | 20-20 | 26-20 |
| 2023 | Miami (OH) | L | OT | 24-24 | 31-24 |

* - Conference Game

CINCINNATI'S RECORD WHEN ...

| | |
|-------------------------------|------|
| All Overtime Games | 7-10 |
| One Overtime: | 4-8 |
| Two Overtimes: | 1-2 |
| Three Overtimes: | 2-0 |
| Overtime at Home | 3-4 |
| Overtime on the Road | 4-6 |
| Overtime Conference Games | 4-8 |
| Overtime Non-Conference Games | 3-2 |
| Overtime Coin Toss | 9-8 |

POSSESSION RESULT

| | CINCINNATI | OPP. |
|--------------------|------------|------|
| Touchdowns | 8 | 8 |
| Field Goals | 6 | 7 |
| Missed Field Goals | 0 | 3 |
| Turnovers | 6 | 5 |