

2025-26 SCHEDULE

OVERALL: 5-6
CONFERENCE (BIG 12): 0-0 | NON-CONFERENCE: 5-6
HOME: 3-3 | AWAY: 0-3 | NEUTRAL: 2-0

DATE	OPPONENT	TV	TIME
NOVEMBER			
4	LEHIGH	ESPN+	L, 85-88
7	at Penn State	BIG+	L, 77-82
11	at Saint Joseph's	ESPN+	L, 65-70
16	GEORGETOWN (KY)	ESPN+	W, 100-61
20	at Ball State	ESPN+	L, 63-83
23	CANISIUS	ESPN+	W, 96-57
28	vs Alabama A&M^	WSN	W, 72-49
29	vs New Mexico^	WSN	W, 63-60
DECEMBER			
3	MIAMI (OH)	ESPN+	L, 71-75 (OT)
7	XAVIER	ESPN+	L, 70-77
13	UNLV	ESPN+	W, 65-48
16	HOWARD	ESPN+	6:30 p.m.
21	OKLAHOMA STATE*	ESPN+	2:00 p.m.
31	at Kansas State*	ESPN+	2:00 p.m.
JANUARY			
3	at Colorado*	ESPN+	3:00 p.m.
7	IOWA STATE*	ESPN+	6:30 p.m.
10	TEXAS TECH*	ESPN+	2:00 p.m.
14	at UCF*	ESPN+	7:00 p.m.
18	WEST VIRGINIA*	ESPN+	2:00 p.m.
21	at Iowa State*	ESPN+	7:30 p.m.
24	ARIZONA STATE*	ESPN+	2:00 p.m.
FEBRUARY			
1	at Houston*	ESPN+	3:00 p.m.
4	BAYLOR*	ESPN+	6:30 p.m.
7	at Kansas*	ESPN+	TBA
10	ARIZONA*	ESPN+	6:30 p.m.
14	at Utah*	ESPN+	7:00 p.m.
17	at BYU*	ESPN+	9:00 p.m.
21	UCF*	ESPN+	2:00 p.m.
25	TCU*	ESPN+	6:30 p.m.
MARCH			
1	at West Virginia*	ESPN+	2:00 p.m.

All times Eastern (ET). Home games in **BOLD CAPS**, played in Fifth Third Arena (1989-Present). Rankings indicate most updated AP ranking at time of game.

* - Big 12 Conference game; ^ - Florida Gulf Classic, played in Naples, Fla. and streamed on Women's Sports Network



CINCINNATI BEARCATS

5-6 | 0-0 Big 12

HEAD COACH: Katrina Merriweather
CAREER: 185-108 (10th Season)
AT CINCINNATI: 34-38 (3rd Season)

DEC. 16, 2025 | 6:30 P.M. ET | FIFTH THIRD ARENA | CINCINNATI, OH

VS

HOWARD BISON

8-5 | 0-0 MEAC

HEAD COACH: Ty Grace
CAREER: 220-175 (14th season)
AT HOWARD: 166-144 (11th season)



THE RUNDOWN

- Cincinnati (5-6) (5-6) returned to the win column with a 65-48 victory over UNLV on Saturday. The Bearcats outscored the Lady Rebels 39-21 after halftime, including a 22-10 advantage in the third quarter.
- Alliance Ndiba delivered a career performance vs. UNLV, leading the Bearcats with career highs of 18 points and 13 rebounds while adding four blocks. The redshirt senior recorded the first double-double of her career and went 7-of-8 from the field.
- Ndiba became the first Cincinnati player to post at least 18 points, 13 rebounds and four blocks in a game since Debbie Merrill in 2003. She is one of just six players nationally to reach that stat line this season — and did so in the fewest minutes played (23).
- Cincinnati controlled the glass, outrebounding UNLV 48-33 and converting 13 second-chance points. Ndiba (13), Destiny Thomas (9) and Kylie Torrence (9) led the effort. UC ranks fourth in the Big 12 and top 50 nationally in rebounds per game (42.3) and has outrebounded its opponent in all but one game this season.
- The Bearcats lead the Big 12 and rank 27th nationally in offensive rebounds (15.7). Cincinnati has finished top two in the league in that category in each of the past two seasons.
- Senior Mya Perry has opened the season with 11 straight games in double figures — the longest season-opening streak by a Bearcat since Dayeesha Hollins' 13 in 2012-13. She is 38 points shy of 1,000 for her career.
- Perry is averaging 18.1 points, 2.2 assists and 1.8 steals per game while shooting 40% from the field. She has led UC in scoring five times and steals six times this season. Nationally, she is one of only 14 players with 190+ points and 25+ made three-pointers.
- Perry ranks fifth in the Big 12 in scoring (18.1) and field goals made (69), second in minutes played (34.4) and 11th in threes made (25). She has notched four 20-point games this season.
- Junior Reagan Jackson returned to double figures with 11 points against UNLV. She is averaging 12.7 points per game and leads UC with a 38% clip from three. She ranks seventh in the Big 12 in free throws made (40) and sixth in free throw percentage (.816).
- Cincinnati played without starting point guard Caliyah DeVillasee against UNLV. Joya Crawford earned her first career start in her place, while Paige Whitted made her collegiate debut after missing the first 10 games. Overall, seven Bearcats have missed at least one game this season because of injury or illness.
- Nationally, DeVillasee ranks fourth among freshmen in scoring (16.2), second in assists (5.6) and fifth in assist-to-turnover ratio (2.2). She has scored in double figures in all but one game, recorded two double-doubles and owns four 20-point performances, tied for the most by a Cincinnati freshman since 2002-03.
- DeVillasee has already earned three Big 12 weekly honors this season (Freshman of the Week twice, Starting Five once). She is one of only seven players nationally — and the only freshman — averaging at least 16 points, five assists and four rebounds per game.
- No Big 12 player logs more minutes than DeVillasee (34.7 mpg). She ranks sixth in the Big 12 and 26th nationally in assists per game (5.6) and 10th in the league in scoring (16.2).
- Freshman Kylie Torrence leads UC in rebounds (73) and blocks (17) and is fourth on the team in scoring (9.2). Her 1.6 blocks per game rank seventh in the Big 12. She recorded her first career double-double with 15 points and 11 boards against Miami (OH).
- Cincinnati has made a habit of getting to the line, making 14 free throws a game — good for seventh in the Big 12. The Bearcats have owned the advantage at the line in eight games this season.

MILESTONE WATCH

- Perry is 38 points away from 1,000 in her career

FOLLOW THE BEARCATS

TV: ESPN+

RADIO: FOX 1360

LIVE STATS: Cincinnati.StatBroadcast.com

WEBSITE: GoBearcats.com

SOCIAL MEDIA

Twitter/Instagram/Facebook@GoBearcatsWBB

Hashtag#TheSisterhood






ATHLETIC COMMUNICATIONS

Women's Basketball SID.....Molly Metress

Cell703-554-3456

Emailmetresmy@ucmail.uc.edu

PROJECTED STARTING LINEUP

				
JOYA CRAWFORD Dyersburg, Tenn. G	REAGAN JACKSON Fort Worth, Texas G	MYA PERRY Reynoldsburg, Ohio G	KYLIE TORRENCE High Point, N.C. F	DESTINY THOMAS Jonesboro, Ark. C
GP/GS - 4/1	GP/GS - 11/11	GP/GS - 11/11	GP/GS - 11/11	GP/GS - 9/8
Minutes - 19.3	Minutes - 30.3	Minutes - 34.4	Minutes - 24.7	Minutes - 19.7
Points - 2.8	Points - 12.7	Points - 18.1	Points - 9.2	Points - 5.6
Rebounds - 1.8	Assists - 2.1	FG% - .399	Rebounds - 6.6	Rebounds - 5.7
Assists - 2.8	3FG% - .375	3FG% - .325	FG% - .389	FG% - .704

TWO-TIME BIG 12 FOTW

- Freshman Caliyah DeVillasee earned her second Big 12 Freshman of the Week honor on Monday, becoming the first league freshman this season to win the award twice. She has collected three Big 12 honors overall, including a Week 3 Starting Five selection.
- She averaged 21.5 points, 4.5 rebounds and 4.0 assists last week while shooting 86.7% (13-of-15) from the free throw line. She was the only Big 12 player to record two 20-point games during the week.
- DeVillasee scored a career-high 23 points against Miami (OH), adding five rebounds, four assists and two steals. She followed with 20 points on 55.6% shooting versus Xavier, along with four rebounds and four assists.
- She finished the week third in the Big 12 in scoring, while leading the league in free throws made and minutes played.

SUNSHINE STATE SWEEP

- Over Thanksgiving break, Cincinnati swept the Florida Gulf Classic with wins over Alabama A&M (72-49) and New Mexico (63-60) in Naples, Fla.
- Mya Perry was named Most Outstanding Player of the Classic, while Reagan Jackson joined her on the All-Tournament Team. Perry averaged 20.5 points, 5.0 rebounds and 2.0 steals, while Jackson added 14.0 points per game across the two wins.
- In UC's win over Alabama A&M, Perry (25) and DeVillasee (22) combined for 47 of the Bearcats' 72 points. The duo went 14-of-15 at the line.
- Center Destiny Thomas averaged 8.5 points and 7.5 rebounds at the Florida Gulf Classic, highlighted by a 10-point, 7-rebound showing vs. New Mexico.

BIG 12 STARTING FIVE FOR LIL BIT

- DeVillasee was named to the Big 12 Starting Five on Nov. 24 after earning Freshman of the Week honors the previous week. She was joined on the Week 3 Starting Five by TCU's Marta Suarez (Player of the Week), Houston's Jade Jones (Freshman of the Week), Baylor's Taliah Scott and Iowa State's Audi Crooks.
- DeVillasee averaged 16.5 points, 6.0 assists and 2.0 rebounds while shooting 52% from the field and 50% from 3-point range for the week.
- She opened the week with 21 points on 56.3% shooting at Ball State, adding three steals and two assists in 35 minutes. She followed it with an all-around effort in a win over Canisius, posting 12 points and 10 assists for the second double-double of her career.
- She ranked sixth in the Big 12 in assists, 11th in scoring and 14th in field goal percentage for games played from Nov. 17-23. Her 10 assists were the most by any Big 12 player that week.

DOUBLE TROUBLE

- Cincinnati's 96-57 win over Canisius on Nov. 23 was highlighted by a pair of double-doubles from Ramiyah Byrd and Caliyah DeVillasee — the first UC duo to post double-doubles in the same game since Dec. 21, 2023.
- Byrd posted the first double-double of her career with personal bests of 10 points and 11 rebounds, while DeVillasee recorded her second behind 12 points and 10 assists.
- Five Bearcats scored in double figures and all 10 available players found the scoring column.
- UC totaled 27 assists on 37 made baskets and shot 56.1% from the field — its best shooting performance since 56.3% against Memphis on March 7, 2020. The 27 assists were also the program's most in a game since 2021.

RECORD-BREAKING WEEK LEADS TO BIG 12 HONORS FOR DEVILLASEE

- Caliyah DeVillasee was named Big 12 Freshman of the Week on Nov. 17. She became the first Bearcat to win the league's rookie honor.
- She became UC's single-game assist record holder in the Bearcats' 100-61 win over Georgetown College, dishing out 15 assists to break a record that had stood since 2006.
- Her 15 assists are tied for the most by any freshman in the nation this season and are the second most in a game by any player. The mark also ties the most by a major conference freshman in the last 20 years (USC's Minyon Moore, Dec. 3, 2016; Vanderbilt's Aubrey Galvan, Nov. 23, 2025).
- She paired it with 14 points and six rebounds for her first career double-double and the program's first point-assist double-double since 2022.
- Her 14-point, 15-assist, 6-rebound game vs. the Tigers is the only such stat line by a Big 12 player this century.
- She averaged 14.5 points, 10.0 assists and 5.5 rebounds per game while posting a 5.0 assist-to-turnover ratio and leading the Big 12 in assists.

KEEP IT 100

- Cincinnati picked up its first win of the season on Nov. 16, rolling to a 100-61 win over Georgetown College. It marked Cincinnati's first 100-point performance since 2003.
- Every player who saw action against Georgetown College scored at least eight points. All five starters finished in double figures for the first time since 2019, and all three reserves set new career highs in points and/or rebounds.
- Cincinnati shot 52% from the field and 44% from three (8-18 3FG). It marked the Bearcats' first time shooting above 50% since Dec. 18, 2022, against Southern Indiana (30-60 FG).

DOING A LIL BIT OF EVERYTHING

- Point guard Caliyah DeVillasee is just the second DI player in the last 20 years to total at least 90 points and 40 assists through her first six career games, along with Iowa's Caitlin Clark (2020-21).
- Nationally, DeVillasee ranks fourth among freshmen in scoring (16.2), second in assists (5.6) and fifth in assist-to-turnover ratio (2.2).
- She has scored in double figures in all but one game, and her four 20-point performances are tied for the most by a Cincinnati freshman since 2002-03. She is one of just seven players nationally — and the only freshman — averaging at least 16 points, five assists and four rebounds.
- No Big 12 player logs more minutes than DeVillasee (34.7 mpg). She also ranks sixth in the Big 12 and 26th nationally in assists per game (5.6) and 10th in the league in scoring (16.2).
- She scored 14 points against Lehigh, marking the most points scored by a Cincinnati freshman in their collegiate debut since 2017.

PERRY DROPS 31 IN SEASON OPENER

- Mya Perry erupted for 31 points in her Bearcat debut vs. Lehigh. She tied her career high on 11-of-17 shooting, including 6-of-8 from three.
- Her 31 points were the most by a Bearcat since Ilmar'i Thomas scored 51 on Feb. 24, 2021. It was just the fifth time this century a Bearcat scored 30-plus points while hitting at least six threes.
- She is one of just 19 players nationally this season to score 30+ points while making six threes.
- Perry and Jackson combined for 10 three-pointers against Lehigh, becoming the first Bearcat duo to each score at least 20 points and make four or more threes in the same game since March 2, 2020, when Antoinette Miller and Sam Rodgers did so against East Carolina.
- Cincinnati shot 55% (11-of-20) from three-point range against Lehigh, its best performance from beyond the arc since 2023.

NUMBERS TO KNOW

15

Cincinnati's freshman class was ranked No. 15 nationally by ESPN, the highest-rated class in program history.

11

Dee Alexander checked in at No. 11 in the final ESPN rankings, making her the highest-ranked recruit in Bearcats history. She was named the Big 12 Preseason Freshman of the Year.

7

Cincinnati is one of only seven programs in the Power Four, and the only program in the Big 12, with an all-female coaching staff.

6

The Bearcats welcome six freshmen for 2025-26, the second-most true freshmen on a Power Four roster, behind only Pitt's seven.

CAREER 20-PLUS POINT GAMES

REAGAN JACKSON (4)			
vs. Western Illinois	12/6/24	29 points	
vs. Arizona State	3/5/25	24 points	
vs. Lehigh	11/4/25	21 points	
vs. Canisius	11/23/25	23 points	
MYA PERRY (13)			
at North Florida	11/13/23	20 points	
vs. FIU	12/14/23	24 points	
vs. UTSA	1/10/24	21 points	
at FIU	11/23/24	22 points	
at ECU	1/4/25	29 points	
at Tulsa	1/15/25	20 points	
at Wichita State	2/5/25	22 points	
vs. USF	2/15/25	22 points	
vs. Memphis	3/4/25	31 points	
vs. Lehigh	11/4/25	31 points	
vs. Georgetown (Ky.)	11/16/25	23 points	
vs. Alabama A&M	11/28/25	25 points	
vs. Miami (OH)	12/3/25	20 points	
CALIYAH DEVILLASEE (4)			
at Ball State	11/20/25	21 points	
vs. Alabama A&M	11/28/25	22 points	
vs. Miami (OH)	12/3/25	23 points	
vs. Xavier	12/7/25	20 points	

CAREER DOUBLE-DOUBLES

DESTINY THOMAS (1)		
vs. Lindenwood	11/15/23	13 points, 12 rebounds
CALIYAH DEVILLASEE (2)		
vs. Georgetown College	11/16/25	14 points, 15 assists
vs. Canisius	11/23/25	12 points, 10 assists
RAMIYAH BYRD (1)		
vs. Canisius	11/23/23	10 points, 11 rebounds
KYLIE TORRENCE (1)		
vs. Miami (OH)	12/3/23	15 points, 11 rebounds
ALLIANCE NDIBA (1)		
vs. UNLV	12/13/23	18 points, 13 rebounds

CINCINNATI'S RECORD WHEN...

Lead at halftime.....	4-3
Trail at halftime.....	1-3
Tied at halftime.....	
Lead with 5:00 remaining.....	5-2
Trail with 5:00 remaining.....	0-4
Tied with 5:00 remaining.....	
In overtime.....	
Shoot better from the field than opponent.....	5-0
Shoot worse from the field than opponent.....	0-6
Shoot the same from the field as opponent.....	
Shoot 50 percent or better from the field.....	2-0
Shoot below 50 percent from the field.....	3-6
Opponent shoots 50 percent or better from the field.....	
Opponent shoots below 50 percent from the field.....	5-6
Make 5 or more three-point field goals.....	2-4
Make fewer than 5 three-point field goals.....	3-2
Make more free throws than opponent.....	5-3
Opponent makes more free throws.....	0-2
Free throws made are even.....	0-1
Outrebound their opponent.....	5-5
Outrebounded by their opponent.....	0-1
Rebounds are even.....	
Bench outscores the opposing bench.....	3-3
Opponent bench outscores bench.....	2-3
Bench points are even.....	
Commit fewer turnovers than opponent.....	3-4
Commit more turnovers than opponent.....	2-2
Turnovers are even.....	
1-4 point margins.....	1-2
5-10 point margins.....	0-3
11-20 point margins.....	1-0
21 or more point margins.....	3-1
vs. AP Top 25 teams.....	
Play at home.....	3-3
Play on the road.....	0-3
Play on a neutral court.....	2-0
Score 59 points or less.....	
Score 60-69 points.....	2-2
Score 70-79 points.....	1-3
Score 80-89 points.....	0-1
Score 90 points or more.....	2-0
Allow 59 points or less.....	3-0
Allow 60-69 points.....	2-0
Allow 70-79 points.....	0-3
Allow 80-89 points.....	0-3
Allow 90 points or more.....	
Play after a loss.....	3-3
November.....	4-4
December.....	1-2
January.....	
February.....	
March.....	

DOUBLE-FIGURE SCORING GAMES

Mya Perry.....	11
Reagan Jackson.....	8
Caliyah DeVillasee.....	9
Kylie Torrence.....	6
Alliance Ndiba.....	2
Ramiyah Byrd.....	1
Destiny Thomas.....	1
Kali Barrett.....	1

GAMES LEADING IN SCORING

Mya Perry.....	5
Kylie Torrence.....	1
Caliyah DeVillasee.....	3
Reagan Jackson.....	1
Alliance Ndiba.....	1

GAMES LEADING IN REBOUNDS

Destiny Thomas.....	3
Alliance Ndiba.....	5
Kylie Torrence.....	4
Ramiyah Byrd.....	1

GAMES LEADING IN ASSISTS

Joya Crawford.....	1
Caliyah DeVillasee.....	8
Mya Perry.....	3
Kali Barrett.....	2
Reagan Jackson.....	1

GAMES LEADING IN BLOCKS

Alliance Ndiba.....	6
Kylie Torrence.....	9
Destiny Thomas.....	2
Ramiyah Byrd.....	2
Mary Carden.....	1

GAMES LEADING IN STEALS

Ramiyah Byrd.....	1
Kylie Torrence.....	4
Mya Perry.....	6
Caliyah DeVillasee.....	2
Reagan Jackson.....	2
Destiny Thomas.....	3

DOUBLE-DOUBLES

Caliyah DeVillasee.....	2
Ramiyah Byrd.....	1
Kylie Torrence.....	1
Alliance Ndiba.....	1

INJURY BUG BITES BEARCATS

- The Bearcats will be without Big 12 Preseason Freshman of the Year Dee Alexander to start the season. She has been ruled out indefinitely with an ankle injury, announced on Oct. 26.
- Seven Bearcats have missed at least one game this season because of injury or illness.
- Cincinnati had only eight players see action at Ball State, and two fouled out in the fourth quarter.

CALL 'EM THE SUPER SIX

- Cincinnati welcomes six freshmen to its 2025-26 roster: Dee Alexander, Caliyah DeVillasee, Kali Barrett, Kylie Torrence, Joya Crawford and Paige Whitted.
- The six true freshmen are the second-most on a Power Four roster, behind only Pitt's seven.
- ESPN ranked Cincinnati's class No. 15 nationally, the highest-rated in program history and third in the Big 12, behind Kansas and Kansas State.
- Alexander and DeVillasee both finished in the top 100, at No. 11 and No. 62, respectively.

BIG 12 PRESEASON FRESHMAN OF THE YEAR

- Big 12 women's basketball head coaches voted University of Cincinnati freshman Dee Alexander the conference's Preseason Freshman of the Year.
- The five-star guard is Cincinnati's first Big 12 individual preseason award honoree.
- Alexander, a Cincinnati native, finished No. 11 in the final ESPN rankings and was ranked the No. 1 player in Ohio by Prep Hoops. She was just the second player ever to win Ohio Ms. Basketball three straight years and earned back-to-back Ohio Gatorade Player of the Year honors. She also led nearby Purcell Marian to four consecutive state championships.
- She is the first Bearcat signee to be named a McDonald's All-American and is the highest-ranked recruit in program history.
- Alexander appeared in several national all-star showcases as a senior, including the Nike Hoop Summit and Jordan Brand Classic.

WATCH LIST ALERT

- Freshman Dee Alexander has been named to the preseason watch list for the 2025-26 Tamika Catchings Award by the board of the U.S. Basketball Writers Association. She is one of two Big 12 freshmen to make the list.
- The USBWA has named a national freshman player of the year since the 1991-92 season. In the 2020-21 season the award was named for Tamika Catchings, the legendary Tennessee star who was a three-time USBWA All-American and the association's national freshman player of the year in the 1997-98 season.

REAGAN READY TO LEAD

- Junior guard Reagan Jackson returns as a two-year starter and the only Bearcat to start and play in every game last season. She is one of the most experienced players on a roster that features eight newcomers, including six freshmen.
- On the court, Jackson has led Cincinnati in three-pointers made in each of the last two seasons, including a career-best 46 in 2024-25.
- Off the court, she is the oldest of four, with one brother, Tanson, and two sisters, Kenzie and Tinley.
- Jackson comes from a basketball family with both of her parents playing at Texas Wesleyan. She was coached in high school by her mother Rhonda.

NOTHING LIL (BIT) ABOUT HER

- Freshman Caliyah DeVillasee, often referred to as "Lil Bit," will run point for the Bearcats. She was recruited by Kabrina Merryweather, who identified her as a key piece of the program's future.
- DeVillasee, a four-star recruit, was ranked No. 1 in Maryland by Prep Hoops and No. 62 nationally by ESPN.
- The 5-foot-7 guard concluded her career at Our Lady of Good Counsel with more than 1,000 points. She earned WCAC First Team and Washington Post All-Met Third Team honors and was nominated for Maryland Gatorade Player of the Year.
- She participated in the Ballislife All-American Game in May in Long Beach, Calif.

2025-26 BIG 12 CONFERENCE STANDINGS

TEAM	BIG 12	PCT.	HOME	AWAY	STREAK	OVERALL	PCT.	HOME	AWAY	NEUTRAL	STREAK	LAST 10
Arizona State	0-0	.000	0-0	0-0		12-0	1.000	8-0	4-0	0-0	W12	10-0
Iowa State	0-0	.000	0-0	0-0		12-0	1.000	9-0	1-0	2-0	W12	10-0
Texas Tech	0-0	.000	0-0	0-0		12-0	1.000	7-0	2-0	3-0	W12	10-0
TCU	0-0	.000	0-0	0-0		11-0	1.000	8-0	1-0	2-0	W11	10-0
BYU	0-0	.000	0-0	0-0		11-1	.917	7-0	2-0	2-1	W4	9-1
Baylor	0-0	.000	0-0	0-0		10-2	.833	7-0	1-0	2-2	L1	8-2
Oklahoma State	0-0	.000	0-0	0-0		10-2	.833	7-0	1-1	2-1	L1	8-2
West Virginia	0-0	.000	0-0	0-0		10-2	.833	7-1	1-0	2-1	W4	8-2
Kansas	0-0	.000	0-0	0-0		9-2	.818	6-0	2-0	1-2	W3	8-2
Arizona	0-0	.000	0-0	0-0		7-2	.778	7-2	0-0	0-0	W1	7-2
Colorado	0-0	.000	0-0	0-0		8-3	.727	6-1	0-1	2-1	W3	7-3
UCF	0-0	.000	0-0	0-0		8-3	.727	6-2	0-0	2-1	W2	7-3
Utah	0-0	.000	0-0	0-0		8-3	.727	5-1	3-0	0-2	W5	7-3
Kansas State	0-0	.000	0-0	0-0		7-6	.538	3-3	2-1	2-2	W1	4-6
Houston	0-0	.000	0-0	0-0		5-5	.500	3-2	1-2	1-1	L2	5-5
Cincinnati	0-0	.000	0-0	0-0		5-6	.455	3-3	0-3	2-0	W1	5-5

DES IS BACK

- After missing last season while recovering from injury, Destiny Thomas returns to the Bearcats' lineup.
- The 6-foot-4 center started two seasons ago for Cincinnati, averaging 4.8 points and 3.9 rebounds per game while shooting 52% from the field.
- Thomas joined the Bearcats alongside the current staff from Memphis, where she earned AAC All-Freshman Team honors after averaging 4.7 points and 5.8 rebounds in 19.3 minutes per game.
- After playing with just one available center for most of last season, the Bearcats now feature significantly more depth in the post. Thomas anchors a frontcourt that also includes Alliance Ndiba, Delaney Snyder and Mary Carden.

COMPLETING THE CLASS

- Kylie Torrence, a 6-foot-2 forward from High Point, N.C., was the final signee of the Bearcats' freshman class, completing the Super Six.
- Originally committed to Boston College, Torrence reopened her recruitment in March 2025.
- Torrence played on the AAU circuit with Caliyah DeVillasee. The duo helped lead Elevate Elite to an undefeated run to the Adidas Nationals Championship in 2023.
- Torrence was the No. 3-ranked player out of North Carolina and averaged 20 points and nine rebounds in high school.

TRANSFER TALENT

- The Bearcats' roster features two transfers for the 2025-26 season: Mya Perry and Mary Carden.
- Perry, a 5-foot-11 guard, joins Cincinnati after spending the past two seasons at Florida Atlantic University. She earned All-American Athletic Conference Second Team honors in 2024-25.
- Perry recorded 23 double-digit scoring games last season, including six 20-point performances and a career-high 31 points against Memphis in the regular season finale.
- Carden, a 6-foot-6 center, transferred from Oral Roberts, where she appeared in 28 games as a freshman in 2024-25.
- She shot 65.6% from the field, collected 52 rebounds, and recorded three double-digit scoring games. She helped Oral Roberts reach the WBIT and finish the season 24-9.

BACK TO HER ROOTS

- Senior transfer Mya Perry returned home to Ohio to finish her college career with the Bearcats.
- From right outside of Columbus, Perry graduated from Reynoldsburg Summit High School as the program's all-time leading scorer and all-time leader in three-pointers made.

- The 5-foot-11 guard joins Cincinnati after an impressive season at Florida Atlantic. She led the Owls in scoring with 15.5 points per game, ranking among the top five in the conference, and hit a team-best 76 three-pointers — the third-most in a single season in FAU history.
- She has nine games of 20-or-more points and has made 142 three-pointers in her career. She enters the season with 763 career points.
- Perry began her collegiate career at Ohio State, where she helped the Buckeyes reach their first Elite Eight appearance in 30 years.

SWISS ARMY KNIFE

- Freshman Kali Barrett has quickly earned praise from head coach Katrina Merriweather for her versatility. She is expected to play position one through four for the Bearcats.
- Merriweather highlighted her versatility at Big 12 Media Days, saying, "I just love Kali's ability to play everywhere and you're going to see her on the floor more like a glue player. Just going to play her whenever to get her in the game."
- The No. 4-ranked player out of Florida, Barrett graduated as Cardinal Mooney High School's all-time leading scorer. She led Cardinal Mooney to its first-ever Class 3A State Championship and posted a state-leading 24 double-doubles as a senior.
- Barrett's path to Cincinnati is as unique as her game. A military child, she was born in Germany, grew up in Box Elder, South Dakota, and moved to Florida in 2019. She committed to Cincinnati before ever stepping foot on campus.

TENNESSEE TWO STEP

- Freshmen shooting guards Joya Crawford and Paige Whitted both call Tennessee home, separated by just 90 miles. The duo shared the floor in the Basketball Coaches Association of Tennessee All-Star Game.
- Crawford eclipsed 2,000 career points at Dyersburg High School and was a finalist for Tennessee Miss Basketball. She led her team to the 2024 TSSAA Class AAA State Championship, earning State Tournament MVP honors.
- Whitted, a Memphis native from Briarcrest Christian Academy, earned All-State recognition during her standout prep career.

BIG 12 PRESEASON POLL

School (First Place Votes)

1. TCU (10)	219 points
2. Iowa State (2)	202 points
3. Baylor (2)	200 points
4. Oklahoma State (2)	186 points
5. West Virginia	161 points
6. Kansas	156 points
7. K-State	143 points
8. Utah	115 points
9. Colorado	114 points
10. BYU	85 points
11. Arizona State	84 points
12. Cincinnati	82 points
13. Texas Tech	63 points
14. Arizona	47 points
15. Houston	41 points
16. UCF	22 points

WEEKLY AWARDS AND HONORS

BIG 12 PLAYER OF THE WEEK	DATE
BIG 12 FRESHMAN OF THE WEEK	DATE
Caliyah DeVillasee	Nov. 17
Caliyah DeVillasee	Dec. 8
BIG 12 STARTING FIVE OF THE WEEK	DATE
Caliyah DeVillasee	Nov. 24
NCAA STARTING FIVE	DATE

WHEN IN ROME

- The Bearcats enjoyed a once-in-a-lifetime experience this past August with a foreign tour to Rome, Italy, marking the program's first international trip under head coach Katrina Merriweather.
- Cincinnati played two games during its stay in Rome, gaining valuable on-court experience and team chemistry ahead of the 2025-26 season.
- The team visited some of the city's most iconic landmarks, including the Colosseum, Vatican, Trevi Fountain and Pantheon. They also took part in a cooking class, learning to make authentic Italian pizza, and capped off the trip with a boat tour of the Amalfi Coast.
- Under NCAA rules, programs are permitted to take an international tour once every four years. The 2025 foreign tour also allowed Cincinnati 10 additional practices prior to departure.

BA-DA-BA-BA-BA, WE'RE LOVING IT!

- Dee Alexander made history as the first Cincinnati women's basketball signee to earn a spot in the prestigious 2025 McDonald's All-American Games.
- Cincinnati stood out as one of just seven schools with both a girls' and boys' McDonald's All-American selection in 2025, thanks to Alexander and men's basketball freshman Shon Abaev.

LAYING THE FOUNDATION

- In just her second season at Cincinnati, Merriweather continued the program's upward trajectory, guiding the Bearcats to their first winning season in five years.
- UC posted its best non-conference winning percentage (.800, 8-2) since 2005-06 and secured its most conference wins (7) since 2019-20.
- Cincinnati has ranked first in the Big 12 in free throws made per game the past two seasons, averaging 16.8 in 2024-25 (fourth nationally) and 15.9 in 2023-24 (eighth nationally).
- The Bearcats have also dominated the offensive glass under Merriweather, ranking second in the Big 12 with 13.1 per game in 2024-25 and first in the league with 14.5 in 2023-24.
- Jillian Hayes cemented her legacy as the first player in program history to earn All-Big 12 honors, landing on the All-Big 12 Third Team in 2024-25.

SEASON PROSPECTUS

- The Bearcats return five letterwinners from a season ago, including key contributor Reagan Jackson, who ranked third on the team in scoring last season at 9.2 points per game. Destiny Thomas, Alliance Ndiba, Delaney Snyder and Ramiyah Byrd are also back.
- Cincinnati added eight newcomers, highlighted by a six-player nationally recognized freshman class. Mya Perry and Mary Carden join as transfers.
- Katrina Merriweather enters her third season as head coach at her alma mater and 10th overall as a bench boss. She has guided three programs to six postseason appearances.
- Cincinnati returns just 24% of its scoring, 30% of its rebounding and 22% of its assists. Of the 24% of returning scoring, 58% comes from Jackson alone.
- The Bearcats will look to replace the presence of five-year starter Jillian Hayes, who left as the program's leader in all-time games played, blocks and free throws made/attempted.

ON THE SIDELINES

- Head coach Katrina Merriweather announced staff promotions and additions ahead of the 2025-26 season.
- Ashley Barlow, Abby Jump and Kabrina Merriweather each were elevated to associate coaches. They will continue to oversee their secondary responsibilities.
- Abby Owings was promoted to director of scouting and analytics/assistant coach while Michal Miller moved into the role of director of player development/assistant coach. Layah Neal was elevated to sport program associate entering her second season with the Bearcats.
- In July 2025, Symone Denham was named Cincinnati's assistant general manager, the first position of its kind. Denham played for Merriweather at Wright State from 2012-16.
- Former Bearcat standout Ana Owens joined Cincinnati's staff as director of operations in October. She played for UC from 2014 to 2018 and ranks in the top 10 in career games played, minutes played, 3-pointers made, free throw percentage and assists.

SISTERHOOD STARTS WITH STAFF

- Prior to returning to Cincinnati, Katrina Merriweather was the head coach for Memphis where a familiar coaching staff started to take shape. Katrina Merriweather hired her younger sister Kabrina to help lead the Tigers to a 38-23 record and a postseason appearance in the WNIT Sweet 16 in 2023.
- Prior to Memphis, Kabrina worked as the Director of Operations for New Mexico Lobos where she made the jump to assistant coach in the 2021-22 season. She was also a forward for Florida A&M and Georgia Southwestern State from 2011-15.
- Both Merriweathers have been on the sidelines together since 2021, and have continued that sisterhood bond in Clifton.

THE SISTERHOOD

- Cincinnati is one of only seven programs in the Power Four, and the only program in the Big 12, with an all-female coaching staff.
- Every year, Merriweather has had a former player on staff. At least one from every head coaching stop.
- Merriweather has had a staff member selected to the WBCA Thirty Under 30 List for eight straight years. Owings earned her second honor in 2025.

ACADEMIC SUCCESS

- Cincinnati posted a program-record 3.729 team GPA last semester and earned WBCA Academic Honor Roll Special Mention for 2024-25.
- In the latest Graduation Success Report (GSR), released Nov. 19, UC's women's basketball program posted a perfect 100 GSR — the first in program history.
- The Bearcats have produced 38 straight graduating seniors and 12 consecutive years of 100-percent senior graduation. Since 2000-01, 68 of 70 women's basketball student-athletes have earned their degrees.

CALIYAH 'LIL BIT' DEVILLASEE

FR. | G | 5-8 | OWINGS MILLS, MD. | OUR LADY OF GOOD COUNSEL



SEASON HONORS

- Big 12 Freshman Of The Week (Nov. 17)
- Big 12 Starting Five (Nov. 24)
- Big 12 Freshman Of The Week (Dec. 8)

SEASON HIGHLIGHTS

- Set program single-game assist record with 15 vs. Georgetown (Ky.)
- Ranks second nationally in single-game assists (15) this season
- One of two DI players in the last 20 years to record at least 90 points and 40 assists through first six career games, alongside Iowa's Caitlin Clark (2020-21)
- Four 20-point performances, tied for most by a UC freshman since 2002-03
- Her 14-point, 15-assist, 6-rebound game vs. Georgetown (Ky.) is the only such stat line by a Big 12 player this century
- Recorded UC's first point-assist double-double since 2022; has two this season

LAST TIME A CINCINNATI PLAYER...

50+ points: 51, Ilmar'i Thomas at East Carolina (2/24/21)
40-49 points: 46, Valerie King vs. Charleston Southern (11/25/03)
30-39 points: 31, Mya Perry vs. Lehigh (11/4/25)
2 players with 20+ points: Mya Perry (20) and Caliyah DeVillasee (23) vs. Miami (OH) (12/3/25)
3 players with 20+ points: Ana Owens (22), Bianca Quisenberry (22), and Shanice Johnson (21) vs. Houston (1/7/17)
Back-to-back 25+ point games: Tineya Hylton, vs. Colorado (1/18/25) and at Arizona (1/22/25)
5 players in double figures: Mya Perry (13), Reagan Jackson (23), Caliyah DeVillasee (12), Kylie Torrence (10), Ramiyah Byrd (10) vs. Canisius (11/23/25)
All 5 starters in double figures: Mya Perry (23), Reagan Jackson (18), Caliyah DeVillasee (14), Kylie Torrence (12), Alliance Ndiba (10) vs. Georgetown College (11/16/25)
More than 5 players in double figures: Ilmar'i Thomas (19), Sam Rodgers (14), Andeija Puckett (12), Antoinette Miller (11), Angel Rizor (10), Florence Sifa (10) vs. Memphis (1/26/19)
Made every shot from field (min. 7): 19 (9-9), Ilmar'i Thomas vs. Memphis (1/26/19)
15+ rebounds: 15, Jillian Hayes vs. Kansas State (2/12/25)
2 players with 10+ rebounds: Jillian Hayes (11), Brianna Byars (11) vs. Texas Tech (2/19/25)
10+ made free throws: 10, Chloe Mann at Baylor (2/2/25)
Made every free throw (min. 10): 11, Akira Levy vs. NC A&T (12/19/21)
10+ assists: 10, Caliyah DeVillasee vs. Canisius (11/23/25)
7+ three pointers: 7, Nikira Goings vs. Howard (12/14/17)
5+ three pointers: 5, Reagan Jackson vs. Canisius (11/23/25)
7+ steals: 7, Jillian Hayes at Marquette (12/22/21)
7+ blocks: 7, Malea Williams at Wichita State (12/30/22)
5+ blocks: 5, Malea Williams vs. Tulane (3/6/23)
Double-double: Alliance Ndiba, vs. UNLV (12/13/23)
Multiple double-doubles: Caliyah DeVillasee and Ramiyah Byrd vs. Canisius (11/23/25)
20+ points and 10+ rebounds: 20/10, Jillian Hayes at West Virginia (2/15/25)
30+ points and 10+ rebounds: 30/11, Jillian Hayes vs. Delaware State (11/10/24)
50+ points and 10+ rebounds: 50/12, Ilmar'i Thomas vs. Memphis (3/8/21)
15+ points and 15+ rebounds: 15/15, Jillian Hayes vs. Kansas State (2/12/25)

LAST TIME A CINCINNATI TEAM...

Defeated AP Top 5 team: Never
Defeated AP No. 1 team: Never
Played AP No. 1 team: vs. UConn, L, 75-21 (3/5/18)
Defeated AP Top 25 team: 65-62 vs No. 20 Marquette (2/28/11)
Unranked Cincinnati team beat ranked team: 65-62 vs No. 20 Marquette (2/28/11)
Scored fewer than 20 points in a half: 19 at UCF (2/25/23)
Scored 100+ points in a game: 100-61 vs. Georgetown College (11/16/25)
Scored 100+ points in a home game: W, 100-61 vs. Georgetown College (11/16/25)
Scored 100+ points in a road game: W, 109-101 (OT), at Marquette (2/22/92)
Scored 100+ points in a neutral site game: W, 101-24 vs. Carlow (12/4/82)
Scored fewer than 50 points in a game: 48-64 vs. Oklahoma State (1/8/25)
Shot 50+ percent in consecutive games: .500 at Ohio (12/13/22) and .500 vs. Southern Indiana (12/18/22)
Shot 50+ percent: .561, 37-66 vs. Canisius (11/23/25)
Shot 60+ percent: .612, 82-43 vs. Southeastern Louisiana (11/15/17)
Shot below 30 percent: .286 53-90 vs. Kansas State (2/12/25)
Shot below 25 percent: .200, 41-66 vs. Kansas State (12/30/23)
Made 10+ three pointers: 11, vs. Lehigh (11/4/25)
Did not make a three pointer: 0/12 at Baylor (2/2/25)
Shot 50+ percent from distance (min. 5 attempts): 11/20 (.550), vs. Lehigh (11/4/25)
Shot 60+ percent from distance (min. 5 attempts): 12/20 (.600), at Ohio (12/13/22)
Made 30+ free throws: 31, vs. Western Illinois (12/6/24)
Made fewer than five free throws: 4, vs. Tulsa (1/29/22)
Attempted fewer than five free throws: 4, at UCF (2/15/20)
Won an overtime game: 78-74 vs. Kansas (2/8/25)
Lost an overtime game: 75-71 vs. Miami (OH) (12/3/25)
50+ rebounds: 53, vs. Georgetown College (11/16/25)
20+ offensive rebounds: 23, vs. SJU (11/11/25)
30+ assists: 31, vs. Miami (OH) (12/8/19)
20+ assists: 27, vs. Canisius (11/23/25)
10+ blocks: 11, at Tulane (3/6/23)
7+ blocks: 9, vs. Alabama A&M (11/28/25)
10+ steals: 11, vs. Alabama A&M (11/28/25)
Forced 20+ turnovers: 21, vs. Alabama A&M (11/28/25)
Committed 20+ turnovers: 24, vs. Alabama A&M (11/28/25)
Committed five or fewer turnovers: 4, vs. Xavier (12/28/02)
Rallied from 10+ point deficit: 11 pts at Arizona State (1/28/25)
Rallied from 15+ point deficit: 15 pts vs. UCF (3/18/20)

CINCINNATI FRESHMAN HIGHS...

Since 2002-03, per Sports Reference

Points: 28, Shelly Bellman vs. St. John's (1/18/06)
Assists: 15, Caliyah DeVillasee vs. Georgetown College (11/16/25)
Rebounds: 14, Shelly Bellman vs. WVU (2/15/06) and Tiffany Turner vs. Wright State (12/18/10)
Steals: 6, Carla Jacobs vs. Dayton (11/16/06)
Blocks: 4, Alicia Avery vs. Michigan State (12/4/04), Daress McClung vs. Furman (11/15/09), Emy Ogide vs. Arkansas (1/2/05), Ramiyah Byrd vs. WVU (3/1/25), Kylie Torrence vs. last vs. Miami (OH) (12/3/25)
FG percentage (min. 7): .909, Jeanise Randolph at Villanova (2/15/11)
3FG percentage (min. 6): .750, Shelly Bellman at Pitt (3/4/06)
3-point FG: 6, Karen Twehues at Houston (1/23/04), Makenzie Cann at UCF (3/6/15), Shelly Bellman at Pitt (3/4/06)
Free throws made: 11, Tenishia Benson vs. Valparaiso (11/16/07)

* Current players in *Italics*

LAST TIME OUT

CINCINNATI – The University of Cincinnati women's basketball team pulled away in the second half to defeat UNLV, 65-48, on Saturday afternoon inside Fifth Third Arena.

Cincinnati (5-6) outscored the Lady Rebels 39-21 after halftime, including a 22-10 advantage in the third quarter.

Alliance Ndiba delivered a career performance, leading the Bearcats with career highs of 18 points and 13 rebounds while adding four blocks. The redshirt senior recorded the first double-double of her career and went 7-of-8 from the field. Ndiba also became the first Cincinnati player to post at least 18 points, 13 rebounds and four blocks in a game since Debbie Merrill in 2003.

UC controlled the glass, outrebounding UNLV 48-33, with Ndiba, Destiny Thomas (nine rebounds) and Kylie Torrence (nine rebounds) leading the effort. The Bearcats shot 41% from the field and 78.6% from the free throw line, while holding the Lady Rebels to 28.8% shooting.

Perry scored all seven of the Bearcats' points to open the game. Ndiba followed with six straight points to give Cincinnati a five-point edge (13-8). A Kali Barrett three-pointer pushed UC into the first media timeout ahead 16-11 with 2:47 remaining in the quarter. Cincinnati carried a 20-16 lead after the opening 10 minutes.

Both teams went through scoring droughts in the second quarter. UNLV broke the drought at the 4:03-mark to pull within five (25-20). The Lady Rebels closed the half on a 7-0 run to take a 27-26 lead into the break.

Cincinnati responded coming out of halftime, opening the third quarter on an 8-1 run. The Bearcats outscored UNLV 22-10 in the period to build an 11-point cushion heading into the final quarter (48-37). UC's post players accounted for 14 of the 22 points.

The Bearcats put the game away in the fourth, using an 8-0 run over nearly three minutes to extend the lead to 16 before following with a 9-0 spurt. Cincinnati held the Lady Rebels to just 11 points in the quarter to secure a 65-48 victory.



UNLV - 48																	
Record: 5-5																	
NO.	Name	Min	FG	3P	FT	Rebounds	Fouls	TP	AS	TO	ST	Blocks	pts	+			
3	Shelbie Brown	25:14	2-8	0-0	3-4	3	5	6	4	7	1	6	3	0	1	17	
32	Meadow Poland	24:04	3-10	0-3	2-4	1	4	5	4	6	8	1	3	4	3	1	15
7	Destiny Leo	20:04	0-5	0-3	0-2	1	3	4	3	1	2	3	1	0	0	16	
10	Jasmyyn Lott	36:28	6-15	4-8	0-0	2	3	5	1	3	16	0	1	1	0	1	14
25	Kailash Alexander	33:20	5-15	2-6	0-0	0	2	2	1	2	12	2	1	0	0	3	16
2	Marissa Eddins	20:08	0-5	0-0	0-0	0	1	1	0	0	0	0	0	0	0	5	
5	Destiny Brown	16:09	1-3	0-0	1-2	3	2	5	1	1	3	0	0	0	3	0	4
21	Trystan James	35:50	0-0	0-0	0-2	0	2	2	0	1	8	1	0	0	0	0	1
31	Erica Collins	32:53	0-5	0-0	0-0	0	0	0	0	0	0	0	0	0	0	3	
Team			1	2	3	0	0	0	0	0	0	0	0	0	0	0	
Totals		17:59	22-39	8-24	11-14	11	22	33	14	13	48	9	14	3	6	6	17
Major Fouls: Brown (F) 14, 16, 37																	
Shooting By Period																	
1 st FOL		6:17	35.3%	3PT%	2-8	25.0%											
FT%		2-2	100%														
2 nd FOL		6:46	25.0%	3PT%	1-3	33.3%											
FT%		2-2	100%														
3 rd FOL		9:14	21.4%	3PT%	0-4	0.0%											
FT%		4-6	66.7%														
4 th FOL		4:12	33.3%	3PT%	0-7	42.9%											
FT%		0-0	0%														
GM FOL		17:58	28.8%	3PT%	6-22	27.3%											
FT%		11-14	77.1%														

Cincinnati - 65															
Record: 5-6															
NO.	Name	Min	FG	3P	FT	Rebounds	Fouls	TP	AS	TO	ST	Blocks	pts	+	
10	Kylie Torrence	24:46	3-10	0-0	0-1	1	8	9	4	2	6	1	2	0	1
32	Destiny Thomas	16:16	3-5	0-0	2-2	4	5	9	2	1	8	0	2	0	2
1	Myia Perry	33:34	5-15	1-5	2-2	0	1	1	3	1	13	2	3	2	1
3	Paigean Jackson	26:52	3-8	2-4	0-0	0	1	1	2	14	1	2	2	1	0
8	Joya Crawford	17:55	0-3	0-2	0-0	0	2	2	1	0	0	2	3	1	0
21	Kali Barrett	30:39	3-8	1-3	0-0	0	6	6	1	0	7	3	2	1	0
25	Alliance Ndiba	23:02	7-8	0-0	4-5	6	7	13	3	5	18	1	1	4	0
2	Paige Whitfield	07:41	0-1	0-1	0-0	0	0	0	0	0	0	0	0	0	0
14	Ramoyah Byrd	15:14	1-1	0-0	0-0	0	3	3	2	1	2	2	1	1	0
42	Mary Carpen	30:53	0-5	0-3	0-0	0	0	0	0	0	0	0	0	0	0
Team			2	2	4	0	0	0	1	1	0	0	0	0	0
Totals		26:01	4-15	11-14	13	35	48	18	15	65	14	17	7	5	6
Major Fouls: NONE															
Shooting By Period															
1 st FOL		6:13	61.5%	3PT%	2-3	66.7%									
FT%		2-2	100%												
2 nd FOL		2:15	13.3%	3PT%	0-3	0.0%									
FT%		0-0	0%												
3 rd FOL		9:19	42.1%	3PT%	1-4	25.0%									
FT%		5-6	83.3%												
4 th FOL		7:14	50.0%	3PT%	1-5	20.0%									
FT%		2-2	100%												
GM FOL		26:01	41.5%	3PT%	4-15	26.7%									
FT%		11-14	78.6%												

UNLV		CIN		Points from		Period by Period Score	
Biggest lead		2 (1 st 8:17)	20 (4 th 2:44)	Turnovers		17	11
Best Scoring Run		(2 nd 0:07)	9 (4 th 2:44)	Paint		14	34
Lead Changes		3		Second Chance		6	2
Times Tied		3		Fast Breaks		11	9
Time with Lead		02:03	36:45	Bench		3	27

SERIES AT A GLANCE

OVERALL	UC LEADS 4-1
IN CINCY	UC LEADS 4-0
LAST MEETING	UC WON 87-62 ON 12/13/23

CINCINNATI		HOWARD
75.2	POINTS	63.9
42.2	FG %	38.6
32.8	3PT FG %	30.5
71.1	FT %	71.8
42.3	REBOUNDS	36.0
15.1	ASSISTS	11.5
4.2	BLOCKS	4.2
7.0	STEALS	10.3
68.2	SCORING DEFENSE	63.0
41.0	FG DEFENSE	39.6
32.6	3PT FG DEFENSE	26.6
+8.1	REBOUND MARGIN	-3.6
1.0	AST-TO RATIO	0.8

SERIES HISTORY

- Cincinnati and Howard will meet for the sixth time in program history, with the Bearcats owning a 4-1 advantage in the all-time series.
- UC has won four straight meetings, all of which were played inside Fifth Third Arena.
- The Bearcats' lone loss in the series came in 1994 at the Brigham Young Holiday Classic.

HISTORY VS. OPPONENT

DATE	LOCATION	RESULT
Dec. 13, 2023	H	W, 87-62
Dec. 21, 2018	H	W, 85-51
Dec. 14, 2017	H	W, 87-53
Nov. 26, 2016	H	W, 66-56
Dec. 29, 1994	N	L, 72-70

NUMERICAL ROSTER

#	NAME	POS.	HT.	CL.	HOMETOWN / HIGH SCHOOL / PREVIOUS SCHOOL
1	Mya Perry	G	5-11	Sr.	Reynoldsburg, Ohio / Reynoldsburg Summit / FAU
2	Paige Whitted	G	5-9	Fr.	Memphis, Tenn. / Briarcrest Christian Academy
3	Reagan Jackson	G	5-8	Jr.	Fort Worth, Texas / Kennedale
4	Caliyah DeVillasee	G	5-8	Fr.	Owings Mills, Md. / Our Lady of Good Counsel
8	Joya Crawford	G	5-8	Fr.	Dyersburg, Tenn. / Dyersburg
9	Dee Alexander	G/F	6-2	Fr.	Cincinnati, Ohio / Purcell Marian
10	Kylie Torrence	F	6-2	Fr.	High Point, N.C. / Winston-Salem Christian
14	Ramiyah Byrd	F	5-11	R-So.	Colorado Springs, Colo. / Spire Institute and Academy
21	Kali Barrett	F	6-2	Fr.	Bradenton, Fla. / Cardinal Mooney
25	Alliance Ndiba	F	6-3	R-Sr.	Lubumbashi, Congo / Arizona Western
32	Destiny Thomas	C	6-4	R-Jr.	Jonesboro, Ark. / Jonesboro / Memphis
33	Delaney Snyder	C	6-5	Jr.	Richmond, Va. / TPLS Christian Academy
42	Mary Carden	C	6-6	So.	Idabel, Okla. / Idabel / Oral Roberts

STAFF

POSITION	NAME	SEASON AT CINCINNATI	ALMA MATER
Head Coach	Katrina Merriweather	Third Season* / 10th Season Overall*	Cincinnati, 2001
Associate Coach / Offensive Coordinator	Ashley Barlow	Third Season	Notre Dame, 2010
Associate Coach / Recruiting Coordinator	Abby Jump	Third Season	Wright State, 2014
Associate Coach / Director of Culture Development	Kabrina Merriweather	Third Season	Georgia Southwestern State, 2015
Director of Scouting & Analytics / Assistant Coach	Abby Owings	Third Season	Thomas More, 2018
Director of Player Development / Assistant Coach	Michal Miller	Third Season	Wright State, 2020
Director of Basketball Operations	Ana Owens	First Season	Cincinnati, 2018
Assistant General Manager	Symone Denham	First Season	Wright State, 2016
Sport Program Associate	Layah Neal	Second Season	Memphis, 2024
Director of Sports Performance	Natosha Gottlieb	Second Season	Louisiana College, 2013
Athletic Trainer	Nate Hoffmeier	First Season	Ball State, 2011

*Head Coach Katrina Merriweather (1997-2001, GA 2001-02) played at Cincinnati
Merriweather is in her 10th season overall as a head coach (2016-Present)

PRONUNCIATION GUIDE

RAMIYAH Byrd	Rah-My-Ah
Paige WHITTED	WHIT-ed (like fitted)
CALIYAH DEVILLASEE	kah-LEE-yah Deh-Villa-See
JOYA Crawford	Joy-Ah
KALI BARRETT	Cal-ee Bare-It
ALLIANCE NDIBA	Ah-lee-ahnce N-dee-buh
Mary CARDEN	Car-Din

MICHAL Miller	Mick-Ale
ANA Owens	Ah-nah

INDIVIDUAL LEADERS GAME-BY-GAME

OPPONENT	RESULT	POINTS	REBOUNDS	ASSISTS	BLOCKS
VS. LEHIGH	L, 85-88	PERRY (31)	THOMAS (8)	CRAWFORD (6)	FOUR TIED (1)
AT PENN STATE	L, 77-82	TORRENCE (18)	NDIBA (10)	DEVILLASEE (4)	THREE TIED (1)
AT SIU	L, 65-70	PERRY (19)	TORRENCE (8)	DEVILLASEE (5)	TORRENCE, NDIBA (1)
VS. GC	W, 100-61	PERRY (23)	TORRENCE, NDIBA (9)	DEVILLASEE (15)	THREE TIED (2)
AT BALL STATE	L, 63-83	DEVILLASEE (21)	NDIBA (6)	FOUR TIED (2)	NDIBA (1)
VS. CANISIUS	W, 96-57	JACKSON (23)	BYRD (11)	DEVILLASEE (10)	TORRENCE (1)
VS. ALABAMA A&M	W, 72-49	PERRY (25)	THOMAS (8)	DEVILLASEE, PERRY (3)	TORRENCE (4)
VS. NEW MEXICO	W, 63-60	PERRY (16)	THOMAS, NDIBA (7)	DEVILLASEE (5)	NDIBA, THOMAS (1)
VS. MIAMI (OH)	L, 71-75 (OT)	DEVILLASEE (23)	TORRENCE (11)	DEVILLASEE (4)	TORRENCE (4)
VS. XAVIER	L, 70-77	DEVILLASEE (20)	TORRENCE (8)	PERRY (5)	TORRENCE (2)
VS. UNLV	W, 65-48	NDIBA (18)	NDIBA (13)	BARRETT (3)	NDIBA (4)

SPECIALTY SCORING STATISTICS

OPPONENT	TURNOVERS			PAINT			SECOND CHANCE			FAST BREAK			BENCH		
	UC	OPP	MAR.	UC	OPP	MAR.	UC	OPP	MAR.	UC	OPP	MAR.	UC	OPP	MAR.
VS. LEHIGH	21	19	+2	28	44	-16	11	12	-1	10	7	+3	9	22	-13
AT PENN STATE	17	28	-11	26	42	-16	17	9	-8	6	17	-11	14	10	-4
AT SIU	15	11	+4	22	28	-6	14	6	+8	1	3	-2	13	21	-8
VS. GC	25	10	+15	58	20	+38	16	8	+8	16	8	+8	23	10	+10
AT BALL STATE	13	11	+2	38	40	-2	11	25	-14	13	10	+3	6	7	-1
VS. CANISIUS	23	11	+12	50	38	+12	25	15	+10	18	12	+6	35	19	+16
VS. ALABAMA A&M	20	12	+8	24	30	-6	9	12	-3	12	0	+12	2	24	-22
VS. NEW MEXICO	22	8	+8	26	26	--	18	11	+7	6	3	+3	8	29	-21
VS. MIAMI (OH)	17	18	-1	40	44	-4	10	4	+6	19	11	+8	4	3	+1
VS. XAVIER	3	21	-18	18	36	-18	14	8	+6	14	15	-1	24	3	+21
V.S UNLV	11	17	-6	34	14	+20	21	8	+13	9	11	-2	27	3	+24

STARTING LINEUP GAME-BY-GAME

	OPPONENT	GUARD	GUARD	GUARD	FORWARD	CENTER
Nov. 4	Lehigh	Caliyah DeVillasee	Mya Perry	Reagan Jackson	Kylie Torrence	Destiny Thomas
Nov. 7	Penn State	Caliyah DeVillasee	Mya Perry	Reagan Jackson	Kylie Torrence	Destiny Thomas
Nov. 11	Saint Joseph's	Caliyah DeVillasee	Mya Perry	Reagan Jackson	Kylie Torrence	Destiny Thomas
Nov. 16	Georgetown College	Caliyah DeVillasee	Mya Perry	Reagan Jackson	Kylie Torrence	Alliance Ndiba
Nov. 20	Ball State	Caliyah DeVillasee	Mya Perry	Reagan Jackson	Kylie Torrence	Alliance Ndiba
Nov. 23	Canisius	Caliyah DeVillasee	Mya Perry	Reagan Jackson	Kylie Torrence	Alliance Ndiba
Nov. 28	Alabama A&M	Caliyah DeVillasee	Mya Perry	Reagan Jackson	Kylie Torrence	Destiny Thomas
Nov. 29	New Mexico	Caliyah DeVillasee	Mya Perry	Reagan Jackson	Kylie Torrence	Destiny Thomas
Dec. 3	Miami (OH)	Caliyah DeVillasee	Mya Perry	Reagan Jackson	Kylie Torrence	Destiny Thomas
Dec. 7	Xavier	Caliyah DeVillasee	Mya Perry	Reagan Jackson	Kylie Torrence	Destiny Thomas
Dec. 13	UNLV	Joya Crawford	Mya Perry	Reagan Jackson	Kylie Torrence	Destiny Thomas

STARTING LINEUP RECORD BREAKDOWN

LINEUP	TOTAL RECORD	NON-CONFERENCE	CONFERENCE RECORD
DEVILLASEE, PERRY, JACKSON, TORRENCE, THOMAS	2-5	2-5	
DEVILLASEE, PERRY, JACKSON, TORRENCE, NDIBA	2-1	2-1	
CRAWFORD, PERRY, JACKSON, TORRENCE, THOMAS	1-0	1-0	

HEAD COACH KATRINA MERRIWEATHER



Director of Athletics John Cunningham announced the hire of former Bearcats' captain Katrina Merriweather as the 10th women's basketball head coach at the University of Cincinnati on March 25, 2023.

Merriweather quickly has become a rising star in the coaching profession, taking three programs to the postseason a total of six times, including a pair of NCAA Tournament appearances. She has totaled 180 wins in nine seasons as bench boss.

In just her second season at Cincinnati, Merriweather continued the program's upward trajectory, guiding the Bearcats to their first winning season since 2019-20 and surpassing the previous year's win total. UC posted its best non-conference winning percentage (.800, 8-2) since 2005-06 and secured its most conference wins (7) since 2019-20. The Bearcats also led the Big 12 and ranked among the nation's top five in made free throws per game.

Forward Jillian Hayes cemented her legacy as the first player in program history to earn All-Big 12 honors, landing on the All-Big 12 Third Team in 2024-25 after earning Honorable Mention recognition the previous season.

Merriweather's impact was immediate, successfully navigating Cincinnati's transition from the American Athletic Conference to the Big 12 in her first season at the helm. The Bearcats saw a five-win improvement, posted their best non-conference winning percentage (72.7%) in 15 years, and strung together a six-game win streak—their longest since 2019-20. That season also featured UC's first victory over an SEC opponent since 2004.

Merriweather once again proved her ability to build postseason contenders, leading Cincinnati to the 2024 WNIT—marking the program's 14th postseason appearance and first since 2019.

A four-year letterwinner for the Bearcats' Hall of Fame head coach Laurie Pirtle from 1997-01, Merriweather became the program's first women's basketball player to advance to four consecutive postseason tournaments. Additionally, she helped lead the program to its first-ever NCAA Tournament win as a graduate assistant coach in 2001-02.

Merriweather and USA Basketball earned a silver medal podium finish at the 2023 FIBA Women's AmeriCup in León, Mexico. She was elevated to her first bench coach assignment for the event after previously serving as a court coach for the 2021 USA Women's U19 National Team Trials.

Merriweather led Memphis to a 22-11 season in 2022-23, the program's first 20-win season in more than a decade, and an appearance in the 2023 WNIT Sweet 16.

Merriweather took over a four-win Memphis team and immediately produced 16 wins in 2021-22 before the 22-win campaign this season in which the Tigers clinched the two seed in the 2022 AAC Championships, the program's highest-ever AAC regular season finish, and advanced to a postseason tournament for the first time since 2015-16.

In her two seasons at the helm, the Tigers compiled a 38-23 record and earned three All-Conference selections.

The search was led by Maggie McKinley, Deputy Athletic Director and Senior Woman Administrator, who worked with Cunningham to bring Merriweather back home.

Prior to her tenure at Memphis, Merriweather spent five seasons as the head coach at Wright State, where she took the Raiders to two NCAA Tournaments and was named Horizon League Coach of the Year three times. Merriweather led Wright State to the program's third appearance and first NCAA Tournament win with an upset over four-seed Arkansas in 2021.

In 2018-19, she guided the Raiders to a school-record 27 wins and its first-ever outright Horizon League regular season championship, securing the conference tournament title and reaching the NCAA Tournament for the second time in program history.

While at the helm, Merriweather led the Raiders to a 113-47 (.706) record, finishing with the best winning percentage in program history. She was a part of all three of the program's Horizon League tournament titles and NCAA Tournament appearances, twice as a head coach in 2019 and 2021 and once as an assistant in 2014. The Raiders also earned 16 All-Conference selections in her tenure.

Merriweather was an assistant under Mike Bradbury for six seasons at Wright State from 2010-16 before becoming head coach.

Prior to Wright State, she was an assistant at Purdue from 2003-06, and at UIC for the 2002-03 season.

With the Bearcats, Merriweather made 27 career starts, including 22 in her senior season, and played in 107 games. She helped lead the program to an 83-41 record in her four seasons.

"I'm beyond proud for Katrina," said Pirtle, who won 310 games over 21 seasons at Cincinnati. "She was a tremendous player in terms of how she handled herself, but most importantly she was a coach and leader on and off the floor. She constantly pulled our team together. This hire should come as no surprise. I speak for all of the UC basketball family when I say we are extremely proud of her and excited to see her come back to lead this program."

The Indianapolis native graduated from Cincinnati in 2001 with a bachelor's degree in English literature and earned a second bachelor in secondary education in 2002.



PERSONAL INFORMATION

HOMETOWN: Indianapolis, Ind.
ALMA MATER: Cincinnati ('01, '02)
OVERALL RECORD: 180-102

PLAYING CAREER

YEAR	TEAM
1997-2001	Cincinnati

COACHING CAREER (ENTERING 9TH AS HEAD COACH)

YEAR	SCHOOL	POSITION
2001-02	Cincinnati	Graduate Assistant
2002-03	UIC	Assistant Coach
2003-06	Purdue	Assistant Coach
2010-16	Wright State	Assistant Coach
2016-21	Wright State	Head Coach
2021-23	Memphis	Head Coach
2023-Present	Cincinnati	Head Coach

YEAR-BY-YEAR HEAD COACHING RECORD

Wright State

2016-17	25-9, 15-3 Horizon — co-Champions; WNIT 2nd round
2017-18	23-11, 12-6 Horizon — 3rd; WNIT 1st round
2018-19	27-7, 16-2 Horizon — Champions; NCAA 1st round
2019-20	19-12, 13-5 Horizon — t-2nd; no postseason COVID-19
2020-21	19-8, 15-5 Horizon — co-Champions; NCAA 2nd round

Memphis

2021-22	16-12, 6-9 American — 7th
2022-23	22-11, 11-4 American — 2nd; WNIT Super 16

Cincinnati

2023-24	14-18, 5-13 Big 12 - 11th; WNIT Second Round
2024-25	15-14, 7-11 Big 12 - 10th

Total (8 years)	180-102 (.638)
	71-21 (.772) Horizon League
	17-13 (.567) American
	12-24 (.333) Big 12



#1 MYA PERRY

Sr. | G | 5-11 | Reynoldsburg, Ohio | Reynoldsburg | FAU

SEASON STATISTICS

MIN	PPG	RPG	FG%	3FG%
34.4	18.1	2.9	.399	.325

SEASON HIGHLIGHTS:

Named Most Outstanding Player of Florida Gulf Classic after averaging 20 points over two wins... Erupted for 31 points in her Bearcat debut, tying her career high behind 11-of-17 shooting, including 6-of-8 from three vs. Lehigh... Her 31 points were the most by a Bearcat since 2021 and it was just the fifth time this century a Bearcat scored 30-plus points while hitting at least six threes... Scored 23 on 50% shooting vs. Georgetown College... 11 straight games in double figures to start the season — most since Dayeesha Hollins had 13 in 2012-13.

GAME-BY-GAME

Opponent	Date	GS	MIN	Total		3-Pointers		Free throws		Rebounds				PF	A	TO	BLK	STL	PTS	AVG
				FG-FGA	PCT	3FG-3FGA	PCT	FT-FTA	PCT	OFF	DEF	TOT	AVG							
Lehigh	11/04/2025	*	29:25	11-17	.647	6-8	.750	3-4	.750	0	1	1	1.0	5	1	4	0	1	31	31.0
at Penn St.	11/07/2025	*	33:22	6-18	.333	3-10	.300	0-0	.000	3	1	4	2.5	1	2	4	0	2	15	23.0
at Saint Joseph's	11/11/2025	*	38:14	6-15	.400	4-8	.500	3-6	.500	0	1	1	2.0	2	2	0	0	2	19	21.7
Georgetown (KY)	11/16/2025	*	34:27	9-18	.500	3-7	.429	2-4	.500	1	3	4	2.5	3	1	2	1	2	23	22.0
at Ball St.	11/20/2025	*	35:35	3-13	.231	0-3	.000	4-4	1.000	0	3	3	2.6	3	2	1	0	1	10	19.6
Canisius	11/23/2025	*	27:08	5-12	.417	1-6	.167	2-3	.667	0	1	1	2.3	4	3	2	0	2	13	18.5
vs Alabama A&M	11/28/2025	*	34:31	8-16	.500	2-8	.250	7-7	1.000	0	4	4	2.6	2	3	3	2	2	25	19.4
vs New Mexico	11/29/2025	*	35:50	5-13	.385	2-5	.400	4-6	.667	2	4	6	3.0	5	2	5	0	2	16	19.0
Miami (OH)	12/03/2025	*	36:12	7-17	.412	2-8	.250	4-6	.667	0	4	4	3.1	3	1	4	1	3	20	19.1
Xavier	12/07/2025	*	40:00	4-19	.211	2-12	.167	4-4	1.000	1	2	3	3.1	0	5	1	0	1	14	18.6
UNLV	12/13/2025	*	33:33	5-15	.333	1-5	.200	2-2	1.000	0	1	1	2.9	3	2	3	1	2	13	18.1
Totals		11	378:18	69-173	.399	26-80	.325	35-46	.761	7	25	32	2.9	31	24	29	5	20	199	18.1

PERRY'S HIGHS

POINTS
Season 31, vs. Lehigh (11/4/25)
Career 31, last vs. Lehigh (11/4/25)

REBOUNDS
Season 6, vs. New Mexico (11/29/25)
Career 8, vs. Howard (12/16/23)

FG MADE
Season 11, vs. Lehigh (11/4/25)
Career 11, last vs. Lehigh (11/4/25)

FG ATTEMPTED
Season 19, vs. Xavier (12/7/25)
Career 20, last vs Temple (1/8/25)

THREE POINT FG MADE
Season 6, vs. Lehigh (11/4/25)
Career 7, vs. UTSA (1/10/24)

THREE POINT FG ATTEMPTED
Season 12, vs. Xavier (12/7/25)
Career 13, vs. USF (2/15/25)

FT MADE
Season 7, vs. Alabama A&M (11/28/25)
Career 7, last vs. Alabama A&M (11/28/25)

FT ATTEMPTED
Season 7, vs. Alabama A&M (11/28/25)
Career 11, vs. FIU (12/14/23)

ASSISTS
Season 5, vs. Xavier (12/7/25)
Career 5, vs. Xavier (12/7/25)

BLOCKS
Season 2, vs. Alabama A&M (11/28/25)
Career 2, last vs. Alabama A&M (11/28/25)

STEALS
Season 3, vs. Miami (OH) (12/03/25)
Career 4, five times

PERRY NOTABLES

Transfer from FAU... All-AAC Second Team in 2024-25... Made 76 three-pointers last year, the third-most in FAU single-season history... Had 23 games in double-figures as a junior... Career-high 31 points vs. Memphis in regular season finale... Began her career at Ohio State (2022-23) where she helped the Buckeyes to their first Elite Eight appearance in 30 years... All-time leading scorer and three-point scorer at Reynoldsburg Summit... Sister Maliya played for Dayton (2019-23).

CAREER STATISTICS

				Field Goals		3-Point		F-Throws		Rebounds									Scoring	
SEASON	TEAM	GP-GS	MIN/AVG	FG-FGA	FG%	3FG-3FGA	3FG%	FT-FTA	FT%	OFF	DEF	TOT	AVG	PF-FO	A	TO	BLK	STL	PTS	AVG
2022-23	OSU	6-0	19/3.2	1-8	.125	0-3	.000	3-5	.600	1	0	1	0.2	3-0	0	0	0	3	5	0.8
2023-24	FAU	28-26	794/28.3	102-273	.374	66-171	.386	38-55	.691	14	47	61	2.2	49-1	27	50	5	30	308	11.0
2024-25	FAU	29-29	959/33.1	154-394	.391	76-214	.355	66-93	.710	28	60	88	3.0	64-1	37	56	8	41	450	15.5
2025-26	UC	11-11	378/34.4	69-173	.399	26-80	.325	35-46	.761	7	25	32	2.9	31-2	24	29	5	20	199	18.1
TOTAL FOR UC		11-11	378/34.4	69-173	.399	26-80	.325	35-46	.761	7	25	32	2.9	31-2	24	29	5	20	199	18.1
TOTAL		74-66	2150/29.1	326-848	.384	168-468	.359	142-199	.714	50	132	182	2.5	147-4	88	135	18	94	962	13.0



#2 PAIGE WHITTED

Fr. | G | 5-9 | Memphis, Tenn. | Briarcrest Christian Academy

SEASON STATISTICS

MIN	PPG	APG	RPG	3FG%
7.7	0.0	1.0	0.0	.000

SEASON HIGHLIGHTS:
Made collegiate debut in win over UNLV.

GAME-BY-GAME

Opponent	Date	GS	MIN	Total		3-Pointers		Free throws		Rebounds				PF	A	TO	BLK	STL	PTS	AVG
				FG-FGA	PCT	3FG-3FGA	PCT	FT-FTA	PCT	OFF	DEF	TOT	AVG							
UNLV	12/13/2025		07:41	0-1	.000	0-1	.000	0-0	.000	0	0	0	0.0	0	1	0	0	0	0	0.0
Totals		0	07:41	0-1	.000	0-1	.000	0-0	.000	0	0	0	0.0	0	1	0	0	0	0	0.0

WHITTED'S HIGHS

POINTS
Season.....
Career.....

REBOUNDS
Season.....
Career.....

FG MADE
Season.....
Career.....

FG ATTEMPTED
Season..... 1, vs. UNLV (12/13/25)
Career..... 1, vs. UNLV (12/13/25)

THREE POINT FG MADE
Season.....
Career.....

THREE POINT FG ATTEMPTED
Season..... 1, vs. UNLV (12/13/25)
Career..... 1, vs. UNLV (12/13/25)

FT MADE
Season.....
Career.....

FT ATTEMPTED
Season.....
Career.....

ASSISTS
Season..... 1, vs. UNLV (12/13/25)
Career..... 1, vs. UNLV (12/13/25)

BLOCKS
Season.....
Career.....

STEALS
Season.....
Career.....

WHITTED NOTABLES
Shooting guard from Memphis, Tennessee... Competed for Briarcrest Christian Academy... Played in the BCAT All-Star Game... Averaged 11 points, four rebounds, two assists, and two steals per game in her high school career... Named to Division II-AA All-State Team... Collected First Team All-Region honors.

CAREER STATISTICS

				Field Goals		3-Point		F-Throws		Rebounds				Scoring						
SEASON	TEAM	GP-GS	MIN/AVG	FG-FGA	FG%	3FG-3FGA	3FG%	FT-FTA	FT%	OFF	DEF	TOT	AVG	PF-FO	A	TO	BLK	STL	PTS	AVG
2025-26	UC	1-0	8/7.7	0-1	.000	0-1	.000	0-0	.000	0	0	0	0.0	0-0	1	0	0	0	0	0.0
TOTAL		1-0	8/7.7	0-1	.000	0-1	.000	0-0	.000	0	0	0	0.0	0-0	1	0	0	0	0	0.0



#3 REAGAN JACKSON

Jr. | G | 5-8 | Fort Worth, Texas | Kennedale

SEASON STATISTICS

MIN	PPG	RPG	FG%	3FG%
30.3	12.7	2.2	.394	.364

SEASON HIGHLIGHTS:

Third career 20-point game with 21 vs. Lehigh, hitting four threes and making a career-high seven free throws... Notched 18 points and tied her career high with seven assists vs. Georgetown College... Knocked down five threes to finish with team-high 23 points vs. Canisius... **Named to Florida Gulf Classic All-Tournament Team after averaging 14.0 points across two wins.**

GAME-BY-GAME

Opponent	Date	GS	MIN	Total		3-Pointers		Free throws		Rebounds				PF	A	TO	BLK	STL	PTS	AVG
				FG-FGA	PCT	3FG-3FGA	PCT	FT-FTA	PCT	OFF	DEF	TOT	AVG							
Lehigh	11/04/2025	*	38:41	5-11	.455	4-8	.500	7-8	.875	0	0	0	0.0	0	3	3	0	0	21	21.0
at Penn St.	11/07/2025	*	23:30	3-6	.500	1-1	1.000	6-6	1.000	0	1	1	0.5	0	2	0	0	0	13	17.0
at Saint Joseph's	11/11/2025	*	17:02	1-2	.500	0-1	.000	2-5	.400	0	1	1	0.7	2	0	1	0	0	4	12.7
Georgetown (KY)	11/16/2025	*	31:00	5-10	.500	3-5	.600	5-6	.833	0	4	4	1.5	3	7	3	0	2	18	14.0
at Ball St.	11/20/2025	*	37:08	2-7	.286	0-2	.000	6-7	.857	0	3	3	1.8	2	2	2	0	0	10	13.2
Canisius	11/23/2025	*	30:54	8-16	.500	5-10	.500	2-2	1.000	1	0	1	1.7	1	2	1	0	1	23	14.8
vs Alabama A&M	11/28/2025	*	34:29	4-9	.444	1-4	.250	4-4	1.000	1	3	4	2.0	3	2	1	0	2	13	14.6
vs New Mexico	11/29/2025	*	35:27	5-14	.357	1-6	.167	4-4	1.000	1	2	3	2.1	3	3	1	0	2	15	14.6
Miami (OH)	12/03/2025	*	35:27	3-11	.273	0-2	.000	1-2	.500	1	2	3	2.2	4	0	3	0	1	7	13.8
Xavier	12/07/2025	*	19:56	2-9	.222	1-5	.200	0-1	.000	1	2	3	2.3	0	0	0	0	0	5	12.9
UNLV	12/13/2025	*	29:52	3-9	.333	2-4	.500	3-4	.750	0	1	1	2.2	2	2	2	0	1	11	12.7
Totals			11 333:27	41-104	.394	18-48	.375	40-49	.816	5	19	24	2.2	20	23	17	0	9	140	12.7

JACKSON'S HIGHS

POINTS
Season.....23, vs. Canisius (11/23/25)
Career.....29, vs. Western Illinois (12/6/24)

REBOUNDS
Season.....4, last vs. Alabama A&M (11/28/25)
Career.....6, last at Texas Tech (2/24/24)

FG MADE
Season.....8, vs. Canisius (11/23/25)
Career.....10, vs. Western Illinois (12/6/24)

FG ATTEMPTED
Season.....16, vs. Canisius (11/23/25)
Career.....17, at Texas Tech (2/24/24)

THREE POINT FG MADE
Season.....5, vs. Canisius (11/23/25)
Career.....6, vs. Arizona St. (3/5/25)

THREE POINT FG ATTEMPTED
Season.....10 vs. Canisius (11/23/25)
Career.....11, vs. Arizona St. (3/5/25)

FT MADE
Season.....7 vs. Lehigh (11/4/25)
Career.....7, vs. Lehigh (11/4/25)

FT ATTEMPTED
Season.....8, vs. Lehigh (11/4/25)
Career.....9, at West Virginia (2/15/25)

ASSISTS
Season.....7, vs. Georgetown Ky (11/16/25)
Career.....7, last vs. Georgetown Ky (11/16/25)

BLOCKS
Season.....
Career.....1, last at Xavier (12/15/24)

STEALS
Season.....2, last vs. New Mexico (11/29/25)
Career.....2, last vs. New Mexico (11/29/25)

JACKSON NOTABLES

Two-year starter for the Bearcats... Notched 12 double-digit scoring performances in 2024-25... Has led the team in three-pointers in each of last two seasons... Poured in 24 points behind career-high six three-pointers (6-11 3FG) in Big 12 Championship first round matchup with Arizona State... Erupted for career-high 29 points with career-high five three-pointers in win over Western Illinois... Appeared in 32 games with 26 starts as a freshman... Coached by her mother Rhonda Jackson at Kennedale High School.

CAREER STATISTICS

				Field Goals		3-Point		F-Throws		Rebounds										Scoring	
SEASON	TEAM	GP-GS	MIN/AVG	FG-FGA	FG%	3FG-3FGA	3FG%	FT-FTA	FT%	OFF	DEF	TOT	AVG	PF-FO	A	TO	BLK	STL	PTS	AVG	
2023-24	UC	32-26	845/26.4	85-269	.316	36-117	.308	56-70	.800	15	67	82	2.6	45-0	26	68	3	12	262	8.2	
2024-25	UC	29-29	836/28.8	88-244	.361	46-147	.313	46-63	.730	2	43	45	1.6	31-0	48	27	1	13	268	9.2	
2025-26	UC	11-11	333/30.3	41-104	.394	18-48	.375	40-49	.816	5	19	24	2.2	20-0	23	17	0	9	140	12.7	
TOTAL		72-66	2015/28.0	214-617	.347	100-312	.321	142-182	.780	22	129	151	2.1	96-0	97	112	4	34	670	9.3	

#4 CALIYAH DEVILLASEE

Fr. | G | 5-8 | Owings Mills, Md. | Our Lady of Good Counsel



SEASON STATISTICS

MIN	PPG	APG	FG%	3FG%
34.6	16.2	5.6	.432	.321

SEASON HIGHLIGHTS:

Has earned three Big 12 weekly honors (Freshman of the Week twice, Starting Five once)... Set the program's single-game assist record with 15 against Georgetown College and paired it with 14 points and six rebounds for the program's first point-assist double-double since 2022... Her 14-point, 15-assist, 6-rebound game is the only such stat line by a Big 12 player this century... Recorded first career 20-piece with game-high 21 at Ball State... Notched double-double of 12 points and 10 assists vs. Canisius... Finished with 14 points and five assists vs. Lehigh, the highest-scoring debut by a Cincinnati freshman since 2017... Has record 20+ points in three of her last four games, including season-high 23 vs. Miami (OH).

GAME-BY-GAME

Opponent	Date	GS	MIN	Total		3-Pointers		Free throws		Rebounds				PF	A	TO	BLK	STL	PTS	AVG
				FG-FGA	PCT	3FG-3FGA	PCT	FT-FTA	PCT	OFF	DEF	TOT	AVG							
Lehigh	11/04/2025	*	31:15	5-14	.357	1-3	.333	3-6	.500	0	1	1	1.0	3	5	2	0	1	14	14.0
at Penn St.	11/07/2025	*	31:58	6-13	.462	1-4	.250	2-3	.667	1	4	5	3.0	2	4	4	0	1	15	14.5
at Saint Joseph's	11/11/2025	*	37:37	6-18	.333	1-3	.333	2-3	.667	1	4	5	3.7	2	5	1	0	1	15	14.7
Georgetown (KY)	11/16/2025	*	32:20	6-14	.429	1-2	.500	1-2	.500	1	5	6	4.3	0	15	3	1	2	14	14.5
at Ball St.	11/20/2025	*	35:05	9-16	.563	1-1	1.000	2-5	.400	0	3	3	4.0	0	2	2	0	3	21	15.8
Canisius	11/23/2025	*	28:39	4-9	.444	1-3	.333	3-5	.600	0	1	1	3.5	1	10	2	0	0	12	15.2
vs Alabama A&M	11/28/2025	*	35:38	7-11	.636	1-3	.333	7-8	.875	1	6	7	4.0	2	3	3	0	2	22	16.1
vs New Mexico	11/29/2025	*	37:44	3-15	.200	0-4	.000	0-0	.000	1	2	3	3.9	0	4	3	0	0	6	14.9
Miami (OH)	12/03/2025	*	38:51	9-20	.450	1-3	.333	4-5	.800	1	4	5	4.0	1	4	3	0	2	23	15.8
Xavier	12/07/2025	*	37:40	5-9	.556	1-2	.500	9-10	.900	0	4	4	4.0	3	4	3	0	0	20	16.2
Totals		10	346:46	60-139	.432	9-28	.321	33-47	.702	6	34	40	4.0	14	56	26	1	12	162	16.2

DEVILLASEE'S HIGHS

POINTS

Season..... 23, vs. Miami (OH) (12/03/25)
Career..... 23, vs. Miami (OH) (12/03/25)

REBOUNDS

Season..... 7, vs. Alabama A&M (11/28/25)
Career..... 7, vs. Alabama A&M (11/28/25)

FG MADE

Season..... 9, last vs. Miami (OH) (12/03/25)
Career..... 9, last vs. Miami (OH) (12/03/25)

FG ATTEMPTED

Season..... 20, vs. Miami (OH) (12/03/25)
Career..... 20, vs. Miami (OH) (12/03/25)

THREE POINT FG MADE

Season..... 1, last vs. Miami (OH) (12/03/25)
Career..... 1, last vs. Miami (OH) (12/03/25)

THREE POINT FG ATTEMPTED

Season..... 4, last vs. New Mexico (11/29/25)
Career..... 4, last vs. New Mexico (11/29/25)

FT MADE

Season..... 9, vs. Xavier (12/7/25)
Career..... 9, vs. Xavier (12/7/25)

FT ATTEMPTED

Season..... 10, vs. Xavier (12/7/25)
Career..... 10, vs. Xavier (12/7/25)

ASSISTS

Season..... 15, vs. Georgetown Ky (11/16/25)
Career..... 15, vs. Georgetown Ky (11/16/25)

BLOCKS

Season..... 1, vs. Georgetown Ky (11/16/25)
Career..... 1, vs. Georgetown Ky (11/16/25)

STEALS

Season..... 3, at Ball State (11/20/25)
Career..... 3, at Ball State (11/20/25)

DEVILLASEE NOTABLES

Ranked the No. 1 player overall in Maryland according to Prep Hoops... Ranked No. 62 in the final 2025 class rankings by ESPN... Four-star recruit by ESPNW – 93 Scouts Grade... 1,000-point scorer at Our Lady of Good Counsel... McDonald's All-American Games Nominee... Washington Post All-Met Third Team selection in 2025... Played AAU for Elevate Elite.

DEVILLASEE SEASON AWARDS

Big 12 Freshman of the Week - Nov. 17
Big 12 Starting Five - Nov. 24
Big 12 Freshman of the Week - Dec. 8

CAREER STATISTICS

				Field Goals		3-Point		F-Throws		Rebounds				Scoring						
SEASON	TEAM	GP-GS	MIN/AVG	FG-FGA	FG%	3FG-3FGA	3FG%	FT-FTA	FT%	OFF	DEF	TOT	AVG	PF-FO	A	TO	BLK	STL	PTS	AVG
2025-26	UC	10-10	347/34.7	60-139	.432	9-28	.321	33-47	.702	6	34	40	4.0	14-0	56	26	1	12	162	16.2
TOTAL		10-10	347/34.7	60-139	.432	9-28	.321	33-47	.702	6	34	40	4.0	14-0	56	26	1	12	162	16.2



#8 JOYA CRAWFORD

Fr. | G | 5-8 | Dyersburg, Tenn. | Dyersburg

SEASON STATISTICS

MIN	PPG	APG	FG%	3FG%
19.7	3.7	3.0	.308	.250

SEASON HIGHLIGHTS:

Made collegiate debut vs. Lehigh where she led the team in assists (6)... Made her return to the court vs. Miami (OH) after missing seven games due to injury... Made her first career start in win over UNLV.

GAME-BY-GAME

Opponent	Date	GS	MIN	Total		3-Pointers		Free throws		Rebounds				PF	A	TO	BLK	STL	PTS	AVG
				FG-FGA	PCT	3FG-3FGA	PCT	FT-FTA	PCT	OFF	DEF	TOT	AVG							
Lehigh	11/04/2025		23:04	1-5	.200	0-1	.000	2-2	1.000	0	1	1	1.0	4	6	2	0	0	4	4.0
Miami (OH)	12/03/2025		17:55	1-4	.250	0-1	.000	0-0	.000	0	1	1	1.0	2	2	1	0	0	2	3.0
Xavier	12/07/2025		18:22	2-4	.500	1-2	.500	0-0	.000	3	0	3	1.7	2	1	1	0	0	5	3.7
UNLV	12/13/2025	*	17:55	0-3	.000	0-2	.000	0-0	.000	0	2	2	1.8	1	2	3	0	1	0	2.8
Totals		1	77:16	4-16	.250	1-6	.167	2-2	1.000	3	4	7	1.8	9	11	7	0	1	11	2.8

CRAWFORD'S HIGHS

POINTS
Season.....5, vs. Xavier (12/7/25)
Career.....5, vs. Xavier (12/7/25)

REBOUNDS
Season.....3, vs. Xavier (12/7/25)
Career.....3, vs. Xavier (12/7/25)

FG MADE
Season.....2, vs. Xavier (12/7/25)
Career.....2, vs. Xavier (12/7/25)

FG ATTEMPTED
Season.....5, vs. Lehigh (11/4/25)
Career.....5, vs. Lehigh (11/4/25)

THREE POINT FG MADE
Season.....1, vs. Xavier (12/7/25)
Career.....1, vs. Xavier (12/7/25)

THREE POINT FG ATTEMPTED
Season.....2, last vs. UNLV (12/13/25)
Career.....2, last vs. UNLV (12/13/25)

FT MADE
Season.....2, vs. Lehigh (11/4/25)
Career.....2, vs. Lehigh (11/4/25)

FT ATTEMPTED
Season.....2, vs. Lehigh (11/4/25)
Career.....2, vs. Lehigh (11/4/25)

ASSISTS
Season.....6, vs. Lehigh (11/4/25)
Career.....6, vs. Lehigh (11/4/25)

BLOCKS
Season.....
Career.....

STEALS
Season.....1, vs. UNLV (12/13/25)
Career.....1, vs. UNLV (12/13/25)

CRAWFORD NOTABLES

Scored 2,000+ points at Dyersburg High School... McDonald's All-American Games Nominee... Played in the BCAT All-Star Game... Finalist for Tennessee Miss Basketball... Holds the Dyersburg record for most points in a game with 44... Two-time Tennessee Offensive Player of the Year... Won the 2024 TSSAA Class AAA State Championship, where she was named State Tournament MVP.

CAREER STATISTICS

				Field Goals		3-Point		F-Throws		Rebounds				Scoring						
SEASON	TEAM	GP-GS	MIN/AVG	FG-FGA	FG%	3FG-3FGA	3FG%	FT-FTA	FT%	OFF	DEF	TOT	AVG	PF-FO	A	TO	BLK	STL	PTS	AVG
2025-26	UC	4-1	77/19.3	4-16	.250	1-6	.167	2-2	1.000	3	4	7	1.8	9-0	11	7	0	1	11	2.8
TOTAL		4-1	77/19.3	4-16	.250	1-6	.167	2-2	1.000	3	4	7	1.8	9-0	11	7	0	1	11	2.8



#10 KYLIE TORRENCE

Fr. | F | 6-2 | High Point, N.C. | Winston-Salem Christian

SEASON STATISTICS

MIN	PPG	RPG	BPG	FG%
24.7	9.2	6.6	1.6	.389

SEASON HIGHLIGHTS:

Posted her first career double-double with 15 points and a season-high 11 rebounds vs. Miami (OH)... Finished with 18 points, six rebounds, three assists, three steals and a block at Penn State, the first freshman and just the sixth Bearcat overall to post that stat line since the 1999-2000 season... Narrowly missed a double-double with 12 points and nine rebounds vs. Georgetown College... Her four blocked shots are tied for the most by a UC freshman since 2002-03.

GAME-BY-GAME

Opponent	Date	GS	MIN	Total		3-Pointers		Free throws		Rebounds				PF	A	TO	BLK	STL	PTS	AVG
				FG-FGA	PCT	3FG-3FGA	PCT	FT-FTA	PCT	OFF	DEF	TOT	AVG							
Lehigh	11/04/2025	*	23:30	2-5	.400	0-0	.000	2-2	1.000	2	4	6	6.0	5	1	2	1	0	6	6.0
at Penn St.	11/07/2025	*	28:16	9-20	.450	0-0	.000	0-0	.000	4	2	6	6.0	2	3	4	1	3	18	12.0
at Saint Joseph's	11/11/2025	*	22:57	5-14	.357	0-0	.000	0-0	.000	5	3	8	6.7	4	2	4	1	2	10	11.3
Georgetown (KY)	11/16/2025	*	20:25	4-9	.444	0-0	.000	4-6	.667	5	4	9	7.3	4	1	2	2	0	12	11.5
at Ball St.	11/20/2025	*	26:09	4-13	.308	0-1	.000	2-2	1.000	1	3	4	6.6	5	0	2	0	1	10	11.2
Canisius	11/23/2025	*	27:51	5-7	.714	0-0	.000	0-1	.000	1	2	3	6.0	0	2	1	1	4	10	11.0
vs Alabama A&M	11/28/2025	*	18:53	1-5	.200	0-0	.000	1-2	.500	2	4	6	6.0	4	1	6	4	1	3	9.9
vs New Mexico	11/29/2025	*	25:21	4-9	.444	0-0	.000	0-1	.000	0	3	3	5.6	4	0	1	0	1	8	9.6
Miami (OH)	12/03/2025	*	35:27	6-17	.353	0-0	.000	3-6	.500	6	5	11	6.2	3	2	1	4	3	15	10.2
Xavier	12/07/2025	*	18:37	1-4	.250	0-0	.000	1-5	.200	2	6	8	6.4	4	0	3	2	0	3	9.5
UNLV	12/13/2025	*	24:46	3-10	.300	0-0	.000	0-1	.000	1	8	9	6.6	4	1	2	1	0	6	9.2
Totals			11 272:12	44-113	.389	0-1	.000	13-26	.500	29	44	73	6.6	39	13	28	17	15	101	9.2

TORRENCE'S HIGHS

POINTS
Season.....18, at Penn State (11/7/25)
Career.....18, at Penn State (11/7/25)

REBOUNDS
Season.....11, vs. Miami (OH) (12/03/25)
Career.....11, vs. Miami (OH) (12/03/25)

FG MADE
Season.....9, at Penn State (11/7/25)
Career.....9, at Penn State (11/7/25)

FG ATTEMPTED
Season.....20, at Penn State (11/7/25)
Career.....20, at Penn State (11/7/25)

THREE POINT FG MADE
Season.....
Career.....

THREE POINT FG ATTEMPTED
Season.....1, at Ball State (11/20/25)
Career.....1, at Ball State (11/20/25)

FT MADE
Season.....4, vs. Georgetown Ky (11/16/25)
Career.....4, vs. Georgetown Ky (11/16/25)

FT ATTEMPTED
Season.....6, last vs. Miami (OH) (12/03/25)
Career.....6, last vs. Miami (OH) (12/03/25)

ASSISTS
Season.....3, at Penn State (11/7/25)
Career.....3, at Penn State (11/7/25)

BLOCKS
Season.....4, last vs. Miami (OH) (12/03/25)
Career.....4, last vs. Miami (OH) (12/03/25)

STEALS
Season.....4, vs. Canisius (11/23/25)
Career.....4, vs. Canisius (11/23/25)

TORRENCE NOTABLES

Reopened her recruitment in March 2025 and committed to the Bearcats... No. 3 player out of North Carolina... Starred at Winston-Salem Christian, where she averaged 20 points, nine rebounds, and three assists per game... Was named team captain throughout high school and was the conference MVP... Played three seasons with Elevate Elite... Contributed to the team's undefeated run to the Adidas Nationals Championship in 2023.

CAREER STATISTICS

				Field Goals		3-Point		F-Throws		Rebounds				Scoring						
SEASON	TEAM	GP-GS	MIN/AVG	FG-FGA	FG%	3FG-3FGA	3FG%	FT-FTA	FT%	OFF	DEF	TOT	AVG	PF-FO	A	TO	BLK	STL	PTS	AVG
2025-26	UC	11-11	272/24.7	44-113	.389	0-1	.000	13-26	.500	29	44	73	6.6	39-2	13	28	17	15	101	9.2
TOTAL		11-11	272/24.7	44-113	.389	0-1	.000	13-26	.500	29	44	73	6.6	39-2	13	28	17	15	101	9.2



#14 RAMIYAH BYRD

R-So. | F | 5-11 | Colorado Springs, Colo. | Spire Institute and Academy

SEASON STATISTICS

MIN	PPG	RPG	BPG	FG%
17.2	2.8	5.0	0.4	.500

SEASON HIGHLIGHTS:

First double-double of her career vs. Canisius with career highs in points (10), rebounds (11), steals (3) and assists (3)... Pulled down seven rebounds at Penn State... Posted a career-high eight points to go with six rebounds, two blocks and a steal vs. Georgetown College.

BYRD'S HIGHS

POINTS
Season.....10, vs. Canisius (11/23/25)
Career.....10, vs. Canisius (11/23/25)

REBOUNDS
Season.....11, vs. Canisius (11/23/25)
Career.....11, vs. Canisius (11/23/25)

FG MADE
Season.....5, vs. Canisius (11/23/25)
Career.....5, vs. Canisius (11/23/25)

FG ATTEMPTED
Season.....6, last vs. Canisius (11/23/25)
Career.....6, last vs. Canisius (11/23/25)

THREE POINT FG MADE
Season.....
Career.....

THREE POINT FG ATTEMPTED
Season.....
Career.....2, vs Arizona St. (3/5/25)

FT MADE
Season.....2,vs. New Mexico (11/29/25)
Career.....2, vs. New Mexico (11/29/25)

FT ATTEMPTED
Season.....2, last vs. New Mexico (11/29/25)
Career.....2, 8 times

ASSISTS
Season.....3, vs. Canisius (11/23/25)
Career.....3, vs. Canisius (11/23/25)

BLOCKS
Season.....2, vs. Georgetown Ky (11/16/25)
Career.....4, vs. West Virginia (3/1/25)

STEALS
Season.....3, vs. Canisius (11/23/25)
Career.....3, vs. Canisius (11/23/25)

BYRD NOTABLES

Appeared in 28 games in 2024-25... Recorded at least one block in the last five games of the season, including a career-high four vs. WVU... Redshirted in 2023-24 after undergoing shoulder surgery... Played for former WNBA player Candice Wiggins at Spire Institute and Academy in Geneva, Ohio... Transferred to Spire from The Vanguard School in Colorado Springs... Her father, Anthony, played collegiate basketball.

GAME-BY-GAME

Opponent	Date	GS	MIN	Total		3-Pointers		Free throws		Rebounds				PF	A	TO	BLK	STL	PTS	AVG
				FG-FGA	PCT	3FG-3FGA	PCT	FT-FTA	PCT	OFF	DEF	TOT	AVG							
Lehigh	11/04/2025		25:01	1-3	.333	0-0	.000	1-2	.500	2	4	6	6.0	2	0	1	1	2	3	3.0
at Penn St.	11/07/2025		16:52	1-3	.333	0-0	.000	0-1	.000	2	5	7	6.5	2	1	1	0	1	2	2.5
at Saint Joseph's	11/11/2025		19:48	0-1	.000	0-0	.000	0-2	.000	5	0	5	6.0	2	1	2	0	0	0	1.7
Georgetown (KY)	11/16/2025		21:02	4-6	.667	0-0	.000	0-0	.000	2	4	6	6.0	1	0	0	2	1	8	3.3
Canisius	11/23/2025		26:43	5-6	.833	0-0	.000	0-0	.000	1	10	11	7.0	2	3	2	0	3	10	4.6
vs Alabama A&M	11/28/2025		10:31	0-0	.000	0-0	.000	0-0	.000	0	2	2	6.2	2	0	3	0	1	0	3.8
vs New Mexico	11/29/2025		11:47	0-2	.000	0-0	.000	2-2	1.000	5	0	5	6.0	0	2	1	0	0	2	3.6
Miami (OH)	12/03/2025		16:13	0-1	.000	0-0	.000	0-0	.000	2	1	3	5.6	1	2	0	1	0	0	3.1
Xavier	12/07/2025		05:39	0-0	.000	0-0	.000	0-0	.000	0	0	0	5.0	1	1	0	0	0	0	2.8
UNLV	12/13/2025		15:14	1-1	1.000	0-0	.000	0-0	.000	0	3	3	4.8	2	2	1	0	1	2	2.7
Totals		0	168:50	12-23	.522	0-0	.000	3-7	.429	19	29	48	4.8	15	12	11	4	9	27	2.7

CAREER STATISTICS

				Field Goals		3-Point		F-Throws		Rebounds				Scoring						
SEASON	TEAM	GP-GS	MIN/AVG	FG-FGA	FG%	3FG-3FGA	3FG%	FT-FTA	FT%	OFF	DEF	TOT	AVG	PF-FO	A	TO	BLK	STL	PTS	AVG
2024-25	UC	28-0	207/7.4	16-43	.372	0-4	.000	5-10	.500	18	29	47	1.7	14-0	11	5	16	5	37	1.3
2025-26	UC	10-0	169/16.9	12-23	.522	0-0	.000	3-7	.429	19	29	48	4.8	15-0	12	11	4	9	27	2.7
TOTAL		38-0	375/9.9	28-66	.424	0-4	.000	8-17	.471	37	58	95	2.5	29-0	23	16	20	14	64	1.7



#21 KALI BARRETT

Fr. | F | 6-2 | Bradenton, Fla. | Cardinal Mooney

SEASON STATISTICS

MIN	PPG	RPG	APG	3FG%
20.1	4.4	3.9	0.9	.320

SEASON HIGHLIGHTS:

Made her collegiate debut at Penn State after missing the season opener, hitting two three-pointers in under a minute... Knocked down a trio of three-pointers at Saint Joseph's... Pulled down a season-high eight rebounds vs. Georgetown College... Posted a season-high 12 points (5-8 FG) vs. Xavier.

GAME-BY-GAME

Opponent	Date	GS	MIN	Total		3-Pointers		Free throws		Rebounds				PF	A	TO	BLK	STL	PTS	AVG
				FG-FGA	PCT	3FG-3FGA	PCT	FT-FTA	PCT	OFF	DEF	TOT	AVG							
at Penn St.	11/07/2025		23:04	2-11	.182	2-5	.400	0-0	.000	2	4	6	6.0	0	2	1	0	0	6	6.0
at Saint Joseph's	11/11/2025		25:42	3-8	.375	3-4	.750	0-0	.000	2	1	3	4.5	0	0	1	0	1	9	7.5
Georgetown (KY)	11/16/2025		23:16	4-7	.571	0-2	.000	0-1	.000	2	6	8	5.7	0	1	0	1	0	8	7.7
at Ball St.	11/20/2025		25:23	1-8	.125	1-6	.167	0-0	.000	2	3	5	5.5	5	2	4	0	0	3	6.5
Canisius	11/23/2025		17:49	1-4	.250	0-1	.000	0-0	.000	2	3	5	5.4	1	3	2	0	0	2	5.6
vs Alabama A&M	11/28/2025		18:10	0-4	.000	0-3	.000	0-0	.000	0	2	2	4.8	3	0	3	0	0	0	4.7
vs New Mexico	11/29/2025		13:51	0-1	.000	0-1	.000	0-0	.000	0	1	1	4.3	2	0	0	0	0	0	4.0
Miami (OH)	12/03/2025		08:50	0-0	.000	0-0	.000	0-0	.000	0	1	1	3.9	0	0	0	0	0	0	3.5
Xavier	12/07/2025		24:58	5-8	.625	2-3	.667	0-0	.000	2	2	4	3.9	4	0	2	0	0	12	4.4
UNLV	12/13/2025		30:59	3-9	.333	1-3	.333	0-0	.000	0	6	6	4.1	1	3	2	0	1	7	4.7
Totals		0	212:02	19-60	.317	9-28	.321	0-1	.000	12	29	41	4.1	16	11	15	1	2	47	4.7

BARRETT'S HIGHS

POINTS
Season..... 12, vs. Xavier (12/7/25)
Career..... 12, vs. Xavier (12/7/25)

REBOUNDS
Season..... 8, vs. Georgetown Ky (11/16/25)
Career..... 8, vs. Georgetown Ky (11/16/25)

FG MADE
Season..... 5, vs. Xavier (12/7/25)
Career..... 5, vs. Xavier (12/7/25)

FG ATTEMPTED
Season..... 11, at Penn State (11/7/25)
Career..... 11, at Penn State (11/7/25)

THREE POINT FG MADE
Season..... 3, at SJU (11/11/25)
Career..... 3, at SJU (11/11/25)

THREE POINT FG ATTEMPTED
Season..... 6, at Ball State (11/20/25)
Career..... 6, at Ball State (11/20/25)

FT MADE
Season.....
Career.....

FT ATTEMPTED
Season..... 1, vs. Georgetown Ky (11/16/25)
Career..... 1, vs. Georgetown Ky (11/16/25)

ASSISTS
Season..... 3, last vs. UNLV (12/13/25)
Career..... 3, last vs. UNLV (12/13/25)

BLOCKS
Season..... 1, vs. Georgetown Ky (11/16/25)
Career..... 1, vs. Georgetown Ky (11/16/25)

STEALS
Season..... 1, last vs. UNLV (12/13/25)
Career..... 1, last vs. UNLV (12/13/25)

BARRETT NOTABLES

Ranked No. 4 player in Florida according to Prep Hoops... Three-star recruit by ESPNW... All-time leading scorer at Cardinal Mooney High School, playing for Marlon Williams... Led Cardinal Mooney to the Class 3A State Championship in 2024-25, first title in school history... Finished with a state-leading 24 double-doubles in 2024-25... Scored a school-record 513 points as a senior... Two-time FACA All-State honoree... Helped lead Cardinal Mooney to three consecutive 3A Regional and District Championships... Nominee for Sports Illustrated Florida Girl's Player of the Year in 2024... Plays for Adidas 3SSB — AEBL 17u.

CAREER STATISTICS

				Field Goals		3-Point		F-Throws		Rebounds									Scoring	
SEASON	TEAM	GP-GS	MIN/AVG	FG-FGA	FG%	3FG-3FGA	3FG%	FT-FTA	FT%	OFF	DEF	TOT	AVG	PF-FO	A	TO	BLK	STL	PTS	AVG
2025-26	UC	10-0	212/21.2	19-60	.317	9-28	.321	0-1	.000	12	29	41	4.1	16-1	11	15	1	2	47	4.7
TOTAL		10-0	212/21.2	19-60	.317	9-28	.321	0-1	.000	12	29	41	4.1	16-1	11	15	1	2	47	4.7



#25 ALLIANCE NDIBA

R-Sr. | F | 6-3 | Lubumbashi, Congo | Arizona Western

SEASON STATISTICS

MIN	PPG	RPG	BPG	FG%
14.0	5.8	6.6	1.2	.563

SEASON HIGHLIGHTS:

Recorded the first double-double of her DI career with career highs in points (18), rebounds (13) and blocks (4)... Became the first Cincinnati player to post at least 18 points, 13 rebounds and four blocks in a game since Debbie Merrill in 2003... Pulled down team-high 10 rebounds, six offensive, at Penn State... Tied her career high in points (10) to go along with nine rebounds and two blocks vs. Georgetown College.

GAME-BY-GAME

Opponent	Date	GS	MIN	Total		3-Pointers		Free throws		Rebounds				PF	A	TO	BLK	STL	PTS	AVG
				FG-FGA	PCT	3FG-3FGA	PCT	FT-FTA	PCT	OFF	DEF	TOT	AVG							
Lehigh	11/04/2025		05:39	0-1	.000	0-0	.000	0-0	.000	2	2	4	4.0	2	1	0	1	0	0.0	
at Penn St.	11/07/2025		19:14	2-6	.333	0-0	.000	2-2	1.000	6	4	10	7.0	1	0	1	2	6	3.0	
at Saint Joseph's	11/11/2025		14:04	1-3	.333	0-0	.000	2-2	1.000	1	3	4	6.0	1	1	0	1	0	4.3	
Georgetown (KY)	11/16/2025	*	18:48	5-9	.556	0-0	.000	0-0	.000	4	5	9	6.8	1	0	1	2	0	10	5.0
at Ball St.	11/20/2025	*	15:50	3-6	.500	0-0	.000	0-0	.000	2	4	6	6.6	2	0	0	1	2	6	5.2
Canisius	11/23/2025	*	09:05	1-2	.500	0-0	.000	1-2	.500	5	2	7	6.7	3	0	1	0	0	3	4.8
vs Alabama A&M	11/28/2025		11:53	1-2	.500	0-0	.000	0-0	.000	1	2	3	6.1	2	0	0	2	0	2	4.4
vs New Mexico	11/29/2025		15:33	3-4	.750	0-0	.000	0-0	.000	2	5	7	6.3	1	1	0	1	0	6	4.6
Miami (OH)	12/03/2025		09:30	1-3	.333	0-0	.000	0-0	.000	2	4	6	6.2	0	0	2	0	0	2	4.3
Xavier	12/07/2025		11:38	3-4	.750	0-0	.000	1-1	1.000	1	3	4	6.0	1	0	1	0	0	7	4.6
UNLV	12/13/2025		23:02	7-8	.875	0-0	.000	4-5	.800	6	7	13	6.6	3	1	1	4	1	18	5.8
Totals		3	154:16	27-48	.563	0-0	.000	10-12	.833	32	41	73	6.6	17	4	7	13	5	64	5.8

NDIBA'S HIGHS

POINTS
Season..... 18, vs. UNLV (12/13/25)
Career..... 18, vs. UNLV (12/13/25)

REBOUNDS
Season..... 13, vs. UNLV (12/13/25)
Career..... 13, vs. UNLV (12/13/25)

FG MADE
Season..... 7, vs. UNLV (12/13/25)
Career..... 7, vs. UNLV (12/13/25)

FG ATTEMPTED
Season..... 9, vs. Georgetown Ky (11/16/25)
Career..... 9, vs. Georgetown Ky (11/16/25)

THREE POINT FG MADE
Season.....
Career.....

THREE POINT FG ATTEMPTED
Season.....
Career..... 1, at Xavier (12/15/2024)

FT MADE
Season..... 4, vs. UNLV (12/13/25)
Career..... 4, last vs. UNLV (12/13/25)

FT ATTEMPTED
Season..... 5, vs. UNLV (12/13/25)
Career..... 5, last vs. UNLV (12/13/25)

ASSISTS
Season..... 1, last vs. UNLV (12/13/25)
Career..... 2, vs. Georgetown (11/22/24)

BLOCKS
Season..... 4, vs. UNLV (12/13/25)
Career..... 4, last vs. UNLV (12/13/25)

STEALS
Season..... 2, last at Ball State (11/20/25)
Career..... 2, last at Ball State (11/20/25)

NDIBA NOTABLES

Missed 10 Big 12 games in 2024-25 with a foot injury... Started all 18 games prior to injury... Led the team in blocks (23) and was second in rebounds (134) in 2024-25... Opened last season with three straight games of 10+ rebounds, first Bearcat to do that since Loyre Harper in 1992-93... JUCO transfer from Arizona Western... Two-time NCAA All-American, where she averaged a double-double with 14.0 points and 11.8 rebounds in her career... Tallied double-digit boards in 36 of her 57 JUCO games... Granted a medical redshirt for her sophomore year.... Earned both ACCAC Player of the Year and Freshman of the Year honors in 2021-22.

CAREER STATISTICS

				Field Goals		3-Point		F-Throws		Rebounds				Scoring						
SEASON	TEAM	GP-GS	MIN/AVG	FG-FGA	FG%	3FG-3FGA	3FG%	FT-FTA	FT%	OFF	DEF	TOT	AVG	PF-FO	A	TO	BLK	STL	PTS	AVG
2024-25	UC	19-18	366/19.3	39-77	.506	0-1	.000	16-26	.615	57	77	134	7.1	32-1	8	16	23	9	94	4.9
2025-26	UC	11-3	154/14.0	27-48	.563	0-0	.000	10-12	.833	32	41	73	6.6	17-0	4	7	13	5	64	5.8
TOTAL		30-21	520/17.3	66-125	.528	0-1	.000	26-38	.684	89	118	207	6.9	49-1	12	23	36	14	158	5.3

#32 DESTINY THOMAS

R-Jr. | C | 6-4 | Jonesboro, Ark. | Jonesboro | Memphis

SEASON STATISTICS

MIN	PPG	RPG	FG%	BPG
19.7	5.6	5.7	.704	0.3



SEASON HIGHLIGHTS:

Pulled down eight boards in season opener while going 2-of-3 from the floor... Made her return to the court vs. Canisius after missing two games due to illness, finishing with nine points in win... Posted season-high 10 points (4-5 FG) to go with seven rebounds in win over New Mexico.

THOMAS' HIGHS

POINTS

Season.....10, vs. New Mexico (11/29/25)
Career.....13, last vs. Kentucky (11/25/23)

REBOUNDS

Season.....9, vs. UNLV (12/13/25)
Career.....12, vs. Lindenwood (11/15/23)

FG MADE

Season.....4, vs. New Mexico (11/29/25)
Career.....6, last vs. Kentucky (11/25/23)

FG ATTEMPTED

Season.....5, last vs. UNLV (12/13/25)
Career.....11, at Temple (12/30/22)

THREE POINT FG MADE

Season.....
Career.....

THREE POINT FG ATTEMPTED

Season.....
Career.....

FT MADE

Season.....3, last vs. Alabama A&M (11/28/25)
Career.....5, at Towson (12/13/22)

FT ATTEMPTED

Season.....6, vs. Alabama A&M (11/28/25)
Career.....6, last vs. Alabama A&M (11/28/25)

ASSISTS

Season.....2, last vs. Xavier (12/7/25)
Career.....3, vs. Lindenwood (11/15/23)

BLOCKS

Season.....1, last vs. New Mexico (11/29/25)
Career.....2, 4 times

STEALS

Season.....3, vs. Alabama A&M (11/28/25)
Career.....3, vs. Alabama A&M (11/28/25)

THOMAS NOTABLES

Missed last season while recovering from injury...
Appeared in 25 games with 17 starts in 2023-24... Posted first career double-double vs. Lindenwood (11/15/23) with personal bests in points (13) and rebounds (12)...
Came with the staff from Memphis... Named to AAC All-Freshman Team in 2022-23... Getting her bachelor's degree in psychology.

GAME-BY-GAME

Opponent	Date	GS	MIN	Total		3-Pointers		Free throws		Rebounds				PF		A		BLK	STL	PTS	AVG
				FG-FGA	PCT	3FG-3FGA	PCT	FT-FTA	PCT	OFF	DEF	TOT	AVG								
Lehigh	11/04/2025	*	19:54	2-3	.667	0-0	.000	0-0	.000	3	5	8	8.0	3	1	1	1	0	4	4.0	
at Penn St.	11/07/2025	*	13:37	1-1	1.000	0-0	.000	0-0	.000	1	0	1	4.5	2	0	1	0	1	2	3.0	
at Saint Joseph's	11/11/2025	*	19:31	2-3	.667	0-0	.000	0-0	.000	5	2	7	5.3	0	1	0	0	0	4	3.3	
Canisius	11/23/2025		12:29	3-3	1.000	0-0	.000	3-4	.750	2	0	2	4.5	2	2	0	0	0	9	4.8	
vs Alabama A&M	11/28/2025	*	22:31	2-2	1.000	0-0	.000	3-6	.500	3	5	8	5.2	0	0	2	0	3	7	5.2	
vs New Mexico	11/29/2025	*	23:34	4-5	.800	0-0	.000	2-3	.667	3	4	7	5.5	2	0	3	1	0	10	6.0	
Miami (OH)	12/03/2025	*	26:35	1-3	.333	0-0	.000	0-2	.000	3	4	7	5.7	1	0	0	1	0	2	5.4	
Xavier	12/07/2025	*	23:10	1-2	.500	0-0	.000	2-2	1.000	2	0	2	5.3	1	2	1	0	0	4	5.3	
UNLV	12/13/2025	*	16:15	3-5	.600	0-0	.000	2-2	1.000	4	5	9	5.7	2	0	2	0	0	8	5.6	
Totals			8 177:36	19-27	.704	0-0	.000	12-19	.632	26	25	51	5.7	13	6	10	3	4	50	5.6	

CAREER STATISTICS

SEASON	TEAM	GP-GS	MIN/AVG	Field Goals		3-Point		F-Throws		Rebounds				Scoring						
				FG-FGA	FG%	3FG-3FGA	3FG%	FT-FTA	FT%	OFF	DEF	TOT	AVG	PF-FO	A	TO	BLK	STL	PTS	AVG
2022-23	Mem	33-18	636/19.3	66-120	.550	0-0	.000	23-51	.451	103	90	193	5.8	54-0	3	19	21	12	155	4.7
2023-24	UC	25-17	413/16.5	44-85	.518	0-0	.000	33-50	.660	50	48	98	3.9	36-0	11	23	4	8	121	4.8
2025-26	UC	9-8	178/19.7	19-27	.704	0-0	.000	12-19	.632	26	25	51	5.7	13-0	6	10	3	4	50	5.6
TOTAL FOR UC		34-25	590/17.4	63-112	.563	0-0	.000	45-69	.652	76	73	149	4.4	49-0	17	33	7	12	171	5.0
TOTAL		67-43	1226/18.3	129-232	.556	0-0	.000	68-120	.567	179	163	342	5.1	103-0	20	52	28	24	326	4.9



#33 DELANEY SNYDER

Jr. | C | 6-5 | Richmond, Va. | TPLS Christian Academy

SEASON STATISTICS

MIN	PPG	RPG	BPG	FG%
9.0	2.1	2.3	0.0	.500

SEASON HIGHLIGHTS:

Tied her career high with seven points to go with five boards vs. Georgetown College...

SNYDER'S HIGHS

POINTS
Season.....7, vs. Georgetown Ky (11/16/25)
Career.....7, last vs. Georgetown Ky (11/16/25)

REBOUNDS
Season.....5, at Ball State (11/20/25)
Career.....7, vs. Marshall (12/18/24)

FG MADE
Season.....3, vs. Georgetown Ky (11/16/25)
Career.....3, last vs. Georgetown Ky (11/16/25)

FG ATTEMPTED
Season.....4, vs. Canisius (11/23/25)
Career.....6, last at West Virginia (2/15/25)

THREE POINT FG MADE
Season.....1, vs. Georgetown Ky (11/16/25)
Career.....1, last vs. Georgetown Ky (11/16/25)

THREE POINT FG ATTEMPTED
Season.....2, vs. Georgetown Ky (11/16/25)
Career.....2, last vs. Georgetown Ky (11/16/25)

FT MADE
Season.....2, vs. Lehigh (11/4/25)
Career.....3, last vs. Houston (1/29/25)

FT ATTEMPTED
Season.....2, last at Ball State (11/20/25)
Career.....4, last vs. Iowa State (2/5/25)

ASSISTS
Season.....1, last vs. Alabama A&M (11/28/25)
Career.....1, last vs. Alabama A&M (11/28/25)

BLOCKS
Season.....
Career.....4, at West Virginia (2/15/25)

STEALS
Season.....
Career.....2, at West Virginia (2/15/25)

SNYDER NOTABLES

Appeared in 29 games, making seven starts, in 2024-25... Blocked a career-high four shots at West Virginia... Appeared in 17 games as a freshman... First committed to the staff while they were at Memphis before switching her commitment to Cincinnati.

GAME-BY-GAME

Opponent	Date	GS	MIN	Total		3-Pointers		Free throws		Rebounds				PF	A	TO	BLK	STL	PTS	AVG
				FG-FGA	PCT	3FG-3FGA	PCT	FT-FTA	PCT	OFF	DEF	TOT	AVG							
Lehigh	11/04/2025		02:02	0-0	.000	0-0	.000	2-2	1.000	1	0	1	1.0	3	0	1	0	0	2	2.0
at Penn St.	11/07/2025		01:53	0-1	.000	0-1	.000	0-0	.000	0	0	0	0.5	0	0	0	0	0	0	1.0
at Saint Joseph's	11/11/2025		05:05	0-1	.000	0-0	.000	0-0	.000	1	1	2	1.0	2	0	0	0	0	0	0.7
Georgetown (KY)	11/16/2025		18:42	3-4	.750	1-2	.500	0-0	.000	1	3	4	1.8	2	0	2	0	0	7	2.3
at Ball St.	11/20/2025		17:57	0-0	.000	0-0	.000	1-2	.500	3	2	5	2.4	4	1	1	0	0	1	2.0
Canisius	11/23/2025		11:25	2-4	.500	0-0	.000	1-1	1.000	1	2	3	2.5	2	1	1	0	0	5	2.5
vs Alabama A&M	11/28/2025		06:01	0-0	.000	0-0	.000	0-0	.000	1	0	1	2.3	1	1	0	0	0	0	2.1
Totals		0	63:05	5-10	.500	1-3	.333	4-5	.800	8	8	16	2.3	14	3	5	0	0	15	2.1

CAREER STATISTICS

				Field Goals		3-Point		F-Throws		Rebounds				Scoring						
SEASON	TEAM	GP-GS	MIN/AVG	FG-FGA	FG%	3FG-3FGA	3FG%	FT-FTA	FT%	OFF	DEF	TOT	AVG	PF-FO	A	TO	BLK	STL	PTS	AVG
2023-24	UC	17-0	50/2.9	6-16	.375	1-8	.125	5-8	.625	1	8	9	0.5	7-0	2	2	2	0	18	1.1
2024-25	UC	29-7	308/10.6	25-69	.362	1-5	.200	12-26	.462	40	47	87	3.0	48-0	2	14	16	4	63	2.2
2025-26	UC	7-0	63/9.0	5-10	.500	1-3	.333	4-5	.800	8	8	16	2.3	14-0	3	5	0	0	15	2.1
TOTAL		53-7	421/7.9	36-95	.379	3-16	.188	21-39	.538	49	63	112	2.1	69-0	7	21	18	4	96	1.8



#42 MARY CARDEN

So. | C | 6-6 | Idabel, Okla. | Idabel | Oral Roberts

SEASON STATISTICS

MIN	PPG	RPG	BPG	FG%
5.5	1.8	2.0	0.3	.667

SEASON HIGHLIGHTS:

Made Bearcat debut vs. Lehigh... Scored a season-high nine points in win over Canisius... Missed two games this season due to injury.

GAME-BY-GAME

Opponent	Date	GS	MIN	Total		3-Pointers		Free throws		Rebounds				PF	A	TO	BLK	STL	PTS	AVG
				FG-FGA	PCT	3FG-3FGA	PCT	FT-FTA	PCT	OFF	DEF	TOT	AVG							
Lehigh	11/04/2025		01:29	0-0	.000	0-0	.000	0-0	.000	0	1	1	1.0	0	0	0	0	0	0	0.0
at Penn St.	11/07/2025		08:14	0-1	.000	0-0	.000	0-0	.000	1	2	3	2.0	3	0	1	1	0	0	0.0
at Ball St.	11/20/2025		06:53	1-2	.500	0-0	.000	0-0	.000	1	0	1	1.7	0	1	1	0	0	2	0.7
Canisius	11/23/2025		07:57	3-3	1.000	0-0	.000	3-4	.750	1	3	4	2.3	3	1	0	0	0	9	2.8
vs Alabama A&M	11/28/2025		07:23	0-0	.000	0-0	.000	0-0	.000	0	3	3	2.4	1	0	1	1	0	0	2.2
vs New Mexico	11/29/2025		00:53	0-0	.000	0-0	.000	0-0	.000	0	0	0	2.0	0	0	1	0	0	0	1.8
UNLV	12/13/2025		00:43	0-0	.000	0-0	.000	0-0	.000	0	0	0	1.7	0	0	0	0	0	0	1.6
Totals		0	33:32	4-6	.667	0-0	.000	3-4	.750	3	9	12	1.7	7	2	4	2	0	11	1.6

CARDEN'S HIGHS

POINTS
Season..... 9, vs. Canisius (11/23/25)
Career..... 11, vs. Oklahoma City (12/13/24)

REBOUNDS
Season..... 4, vs. Canisius (11/23/25)
Career..... 9, vs. Oklahoma City (12/13/24)

FG MADE
Season..... 3, vs. Canisius (11/23/25)
Career..... 5, vs. Oklahoma City (12/13/24)

FG ATTEMPTED
Season..... 3, vs. Canisius (11/23/25)
Career..... 7, vs. Oklahoma City (12/13/24)

THREE POINT FG MADE
Season.....
Career.....

THREE POINT FG ATTEMPTED
Season.....
Career.....

FT MADE
Season..... 3, vs. Canisius (11/23/25)
Career..... 3, vs. Canisius (11/23/25)

FT ATTEMPTED
Season..... 4, vs. Canisius (11/23/25)
Career..... 4, vs. Haskell 12/28/24

ASSISTS
Season..... 1, last vs. Canisius (11/23/25)
Career..... 2 at Oklahoma (12/15/24)

BLOCKS
Season..... 1, last vs. Alabama A&M (11/28/25)
Career..... 1, 6 times

STEALS
Season.....
Career..... 1, at Omaha (2/12/25)

CARDEN NOTABLES
Transfer from Oral Roberts... Saw action in 28 games as a freshman... Reached double figures on three occasions... Racked up 11 points and nine rebounds, shooting 71.4% from the field against Oklahoma City (12/13/24)... Helped Oral Roberts reach the WBIT and finish the season 24-9... Surpassed 1,000 points and 1,000 rebounds in high school career at Idabel... Was in the band in high school and can play seven instruments.

CAREER STATISTICS

				Field Goals		3-Point		F-Throws		Rebounds										Scoring	
SEASON	TEAM	GP-GS	MIN/AVG	FG-FGA	FG%	3FG-3FGA	3FG%	FT-FTA	FT%	OFF	DEF	TOT	AVG	PF-FO	A	TO	BLK	STL	PTS	AVG	
2024-25	ORU	28-0	167/5.9	21-32	.656	0-0	.000	7-20	.350	17	35	52	1.9	18-0	5	8	5	1	49	1.8	
2025-26	UC	7-0	34/4.8	4-6	.667	0-0	.000	3-4	.750	3	9	12	1.7	7-0	2	4	2	0	11	1.6	
TOTAL FOR UC		7-0	34/4.8	4-6	.667	0-0	.000	3-4	.750	3	9	12	1.7	7-0	2	4	2	0	11	1.6	
TOTAL		35-0	200/5.7	25-38	.658	0-0	.000	10-24	.417	20	44	64	1.8	25-0	7	12	7	1	60	1.7	

2024-25 CINCINNATI WOMEN'S BASKETBALL



MYA PERRY

Sr. | G | 5-11 | Reynoldsburg, Ohio



PAIGE WHITTED

Fr. | G | 5-9 | Memphis, Tenn.



REAGAN JACKSON

Jr. | G | 5-8 | Fort Worth, Texas



CALIYAH DEVILLASEE

Fr. | G | 5-8 | Owings Mills, Md.



JOYA CRAWFORD

Fr. | G | 5-8 | Dyersburg, Tenn.



DEE ALEXANDER

Fr. | G/F | 6-2 | Cincinnati, Ohio



KYLIE TORRENCE

Fr. | F | 6-2 | High Point, N.C.



RAMIYAH BYRD

R-Sr. | F | 5-11 | Colorado Springs, Colo.



KALI BARRETT

Fr. | F | 6-2 | Bradenton, Fla.



ALLIANCE NDIBA

R-Sr. | F | 6-3 | Lubumbashi, Congo



DESTINY THOMAS

R-Jr. | C | 6-4 | Jonesboro, Ark.



DELANEY SNYDER

Jr. | C | 6-5 | Richmond, Va.



MARY CARDEN

So. | C | 6-6 | Idabel, Okla.



KATRINA MERRIWEATHER

Head Coach
Third Season



ASHLEY BARLOW

Associate Coach
Third Season



ABBY JUMP

Associate Coach
Third Season



KABRINA MERRIWEATHER

Associate Coach
Third Season



ABBY OWINGS

Assistant Coach
Third Season



MICHAL MILLER

Assistant Coach
Third Season



ANA OWENS

Director of Operations
First Season



SYMONE DENHAM

Assistant General Manager
First Season



LAYAH NEAL

Sport Program Associate
Second Season



2025-26 Cincinnati Women's Basketball Combined Team Statistics All games

Page 1/1
as of Dec 13, 2025

Game Records

Record	Overall	Home	Away	Neutral
ALL GAMES	5-6	3-3	0-3	2-0
CONFERENCE	0-0	0-0	0-0	0-0
NON-CONFERENCE	5-6	3-3	0-3	2-0

Score by Periods

Team	1st	2nd	3rd	4th	OT	TOT
Cincinnati	171	217	222	203	14	827
Opponents	169	179	201	183	18	750

Team Box Score

No.	Player				Total		3-Point		F-Throw		Rebounds													
		GP-GS	MIN	AVG	FG-FGA	FG%	3FG-3FGA	3FG%	FT-FTA	FT%	OFF	DEF	TOT	AVG	PF	DQ	A	TO	BLK	STL	PTS	AVG		
1	PERRY, Mya	11-11	378:18	34.4	69-173	.399	26-80	.325	35-46	.761	7	25	32	2.9	31	2	24	29	5	20	199	18.1		
4	DEVILLASEE, Caliyah	10-10	346:46	34.7	60-139	.432	9-28	.321	33-47	.702	6	34	40	4.0	14	0	56	26	1	12	162	16.2		
3	JACKSON, Reagan	11-11	333:27	30.3	41-104	.394	18-48	.375	40-49	.816	5	19	24	2.2	20	0	23	17	0	9	140	12.7		
10	TORRENCE, Kylie	11-11	272:12	24.7	44-113	.389	0-1	.000	13-26	.500	29	44	73	6.6	39	2	13	28	17	15	101	9.2		
25	NDIBA, Alliance	11-3	154:16	14.0	27-48	.563	0-0	.000	10-12	.833	32	41	73	6.6	17	0	4	7	13	5	64	5.8		
32	THOMAS, Destiny	9-8	177:36	19.7	19-27	.704	0-0	.000	12-19	.632	26	25	51	5.7	13	0	6	10	3	4	50	5.6		
21	BARRETT, Kali	10-0	212:02	21.2	19-60	.317	9-28	.321	0-1	.000	12	29	41	4.1	16	1	11	15	1	2	47	4.7		
8	CRAWFORD, Joya	4-1	77:16	19.3	4-16	.250	1-6	.167	2-2	1.000	3	4	7	1.8	9	0	11	7	0	1	11	2.8		
14	BYRD, Ramiyah	10-0	168:50	16.9	12-23	.522	0-0	.000	3-7	.429	19	29	48	4.8	15	0	12	11	4	9	27	2.7		
33	SNYDER, Delaney	7-0	63:05	9.0	5-10	.500	1-3	.333	4-5	.800	8	8	16	2.3	14	0	3	5	0	0	15	2.1		
42	CARDEN, Mary	7-0	33:32	4.8	4-6	.667	0-0	.000	3-4	.750	3	9	12	1.7	7	0	2	4	2	0	11	1.6		
2	WHITTED, Paige	1-0	07:41	7.7	0-1	.000	0-1	.000	0-0	.000	0	0	0	0.0	0	0	1	0	0	0	0	0.0		
Team											23	25	48				9							
Total		11	2225		304-720	.422	64-195	.328	155-218	.711	173	292	465	42.3	195	5	166	168	46	77	827	75.2		
Opponents		11	2225		276-673	.410	74-227	.326	124-187	.663	126	250	376	34.2	194	3	172	171	37	80	750	68.2		

Team Statistics

	UC	OPP
Scoring	827	750
Points per game	75.2	68.2
Scoring margin	+7.0	-
Field goals-att	304-720	276-673
Field goal pct	.422	.410
3 point fg-att	64-195	74-227
3-point FG pct	.328	.326
3-pt FG made per game	5.8	6.7
Free throws-att	155-218	124-187
Free throw pct	.711	.663
F-Throws made per game	14.1	11.3
Rebounds	465	376
Rebounds per game	42.3	34.2
Rebounding margin	+8.1	-
Assists	166	172
Assists per game	15.1	15.6
Turnovers	168	171
Turnovers per game	15.3	15.5
Turnover margin	+0.3	-
Assist/turnover ratio	1.0	1.0
Steals	77	80
Steals per game	7.0	7.3
Blocks	46	37
Blocks per game	4.2	3.4
Winning streak	1	-
Home win streak	1	-
Attendance	11267	4036
Home games-Avg/Game	6-1878	3-1345
Neutral site-Avg/Game	-	2-227

Team Results

Date	Opponent		Score	Att.
11/04/2025	Lehigh	L	85-88	1114
11/07/2025	at Penn St.	L	77-82	1609
11/11/2025	at Saint Joseph's	L	65-70	895
11/16/2025	Georgetown (KY)	W	100-61	1324
11/20/2025	at Ball St.	L	63-83	1532
11/23/2025	Canisius	W	96-57	1440
11/28/2025	vs Alabama A&M	W	72-49	281
11/29/2025	vs New Mexico	W	63-60	173
12/03/2025	Miami (OH)	Lot	71-75	2949
12/07/2025	Xavier	L	70-77	4059
12/13/2025	UNLV	W	65-48	381



**2025-26 Cincinnati Women's Basketball
Team High/Low Analysis
All games**

Page 1/4
as of Dec 14, 2025

Cincinnati - Game Highs

POINTS	100		Georgetown (KY) (11/16/2025)
	96		Canisius (11/23/2025)
	85		Lehigh (11/04/2025)
	77		at Penn St. (11/07/2025)
	72		vs Alabama A&M (N) (11/28/2025)
FIELD GOALS MADE	40		Georgetown (KY) (11/16/2025)
	37		Canisius (11/23/2025)
FIELD GOAL ATTEMPTS	80		at Penn St. (11/07/2025)
	77		Georgetown (KY) (11/16/2025)
FIELD GOAL PERCENTAGE	.561	(37-66)	Canisius (11/23/2025)
	.519	(40-77)	Georgetown (KY) (11/16/2025)
3 PT FG MADE	11		Lehigh (11/04/2025)
	8		Georgetown (KY) (11/16/2025)
	8		at Saint Joseph's (11/11/2025)
3 PT FG ATTEMPTS	24		Xavier (12/07/2025)
	21		at Penn St. (11/07/2025)
3 PT FG PERCENTAGE	.550	(11-20)	Lehigh (11/04/2025)
	.500	(8-16)	at Saint Joseph's (11/11/2025)
FREE THROWS MADE	22		vs Alabama A&M (N) (11/28/2025)
	20		Lehigh (11/04/2025)
FREE THROW ATTEMPTS	27		vs Alabama A&M (N) (11/28/2025)
	26		Lehigh (11/04/2025)
FREE THROW PERCENTAGE	.833	(10-12)	at Penn St. (11/07/2025)
	.815	(22-27)	vs Alabama A&M (N) (11/28/2025)
REBOUNDS	53		Georgetown (KY) (11/16/2025)
	48		UNLV (12/13/2025)
	48		Miami (OH) (12/03/2025)
ASSISTS	27		Canisius (11/23/2025)
	25		Georgetown (KY) (11/16/2025)
STEALS	11		vs Alabama A&M (N) (11/28/2025)
	10		Canisius (11/23/2025)
	10		at Penn St. (11/07/2025)
BLOCKED SHOTS	9		vs Alabama A&M (N) (11/28/2025)
	9		Georgetown (KY) (11/16/2025)
TURNOVERS	24		vs Alabama A&M (N) (11/28/2025)
	17		UNLV (12/13/2025)
	17		at Penn St. (11/07/2025)
	17		Lehigh (11/04/2025)
FOULS	27		Lehigh (11/04/2025)
	21		at Ball St. (11/20/2025)



2025-26 Cincinnati Women's Basketball
Team High/Low Analysis
All games

Page 3/4
as of Dec 14, 2025

Cincinnati - Game Lows

POINTS	63		vs New Mexico (N) (11/29/2025)
	63		at Ball St. (11/20/2025)
	65		UNLV (12/13/2025)
	65		at Saint Joseph's (11/11/2025)
	70		Xavier (12/07/2025)
FIELD GOALS MADE	23		Xavier (12/07/2025)
	23		vs Alabama A&M (N) (11/28/2025)
	23		at Ball St. (11/20/2025)
FIELD GOAL ATTEMPTS	49		vs Alabama A&M (N) (11/28/2025)
	59		Xavier (12/07/2025)
	59		Lehigh (11/04/2025)
FIELD GOAL PERCENTAGE	.354	(23-65)	at Ball St. (11/20/2025)
	.368	(28-76)	Miami (OH) (12/03/2025)
3 PT FG MADE	2		at Ball St. (11/20/2025)
	3		Miami (OH) (12/03/2025)
	3		vs New Mexico (N) (11/29/2025)
3 PT FG ATTEMPTS	13		at Ball St. (11/20/2025)
	14		Miami (OH) (12/03/2025)
3 PT FG PERCENTAGE	.154	(2-13)	at Ball St. (11/20/2025)
	.188	(3-16)	vs New Mexico (N) (11/29/2025)
FREE THROWS MADE	9		at Saint Joseph's (11/11/2025)
	10		at Penn St. (11/07/2025)
FREE THROW ATTEMPTS	12		at Penn St. (11/07/2025)
	14		UNLV (12/13/2025)
FREE THROW PERCENTAGE	.500	(9-18)	at Saint Joseph's (11/11/2025)
	.571	(12-21)	Miami (OH) (12/03/2025)
REBOUNDS	35		at Ball St. (11/20/2025)
	35		Lehigh (11/04/2025)
ASSISTS	10		vs Alabama A&M (N) (11/28/2025)
	10		at Ball St. (11/20/2025)
STEALS	1		Xavier (12/07/2025)
	4		Lehigh (11/04/2025)
BLOCKED SHOTS	1		Canisius (11/23/2025)
	1		at Ball St. (11/20/2025)
TURNOVERS	11		at Saint Joseph's (11/11/2025)
	12		Xavier (12/07/2025)
	12		Canisius (11/23/2025)
FOULS	13		at Penn St. (11/07/2025)
	14		Georgetown (KY) (11/16/2025)

2025-26 CINCINNATI WOMEN'S BASKETBALL

GAME
1

CINCINNATI 85, LEHIGH 88

Nov. 4, 2025 | Cincinnati, Ohio | Fifth Third Arena

Official Basketball Box Score - Final
Lehigh at Cincinnati
11/04/25 Fifth Third Arena, Cincinnati
2025-26 Women's BasketballGame Time: 6:30 PM
Game Duration: 2:10
Attendance: 1,114

Officials: Nastasha Camy, Nykhesha Thompson, Charles Watson

Lehigh - 88

Record: 1-0

NO. Name		Min	FG M-A	3P M-A	FT M-A	Rebounds OR DR TOT	Fouls PF FD	TP	AS	TO	ST	Blocks BS BA	+/-	
30 Whitney Lind	F	36:50	7-15	2-5	10-12	3 2 5	2 11	26	0	0	0	1	-3	
34 Lily Fandre	F	24:51	2-5	0-2	4-7	1 3 4	4 9	8	5	2	3	0	13	
5 Alana Reddy	G	20:27	0-4	0-2	0-0	0 2 2	4 1	0	2	3	0	0	-1	
15 Jessie Ozauto	G	35:16	10-16	4-6	1-2	2 5 7	2 2	25	3	0	0	0	1	
23 Gracyn Lovette	G	38:12	3-6	0-1	1-2	1 0 1	3 1	7	9	3	3	1	2	
12 Belle Bramer	F	15:50	4-7	0-2	1-2	1 0 1	4 3	9	0	2	1	0	0	
33 Elizabeth Mjaanes		22:39	5-9	3-5	0-0	2 3 5	1 0	13	1	0	0	2	1	
10 Katie Hurt		05:27	0-1	0-1	0-0	1 0 1	1 0	0	1	0	0	0	-7	
19 Myrto Lianoudi		00:29	0-0	0-0	0-0	0 0 0	0 0	0	0	0	0	0	2	
Team						2 1 3	0 0							
Totals			31-63	9-24	17-25	13 19 32	21 27	88	20	14	7	3	4	3

Major Fouls: NONE

Shooting By Period	1 st	2 nd	3 rd	4 th	GM
1 st FG%	8-15	53.3%			
3PT%	2-6	33.3%			
FT%	6-6	100%			
2 nd FG%	8-14	57.1%			
3PT%	3-6	50.0%			
FT%	5-8	62.5%			
3 rd FG%	8-19	42.1%			
3PT%	4-8	50.0%			
FT%	3-4	75%			
4 th FG%	7-15	46.7%			
3PT%	0-4	0.0%			
FT%	3-7	42.9%			
GM FG%	31-63	49.2%			
3PT%	9-24	37.5%			
FT%	17-25	68.0%			

Dead Ball Rebounds: 1, 2

Cincinnati - 85

Record: 0-1

NO. Name		Min	FG M-A	3P M-A	FT M-A	Rebounds OR DR TOT	Fouls PF FD	TP	AS	TO	ST	Blocks BS BA	+/-	
10 Kylie Torrence	F	23:30	2-5	0-0	2-2	2 4 6	5 2	6	1	2	0	1	-8	
32 Destiny Thomas	C	19:54	2-3	0-0	0-0	3 5 8	3 2	4	1	1	0	1	-8	
1 Mya Perry	G	29:25	11-17	6-8	3-4	0 1 1	5 3	31	1	4	1	0	0	
3 Reagan Jackson	G	38:41	5-11	4-8	7-8	0 0 0	0 5	21	3	3	0	0	-1	
4 Caliyah DeVillasee	G	31:15	5-14	1-3	3-6	0 1 1	3 6	14	5	2	1	0	1	
25 Alliance Ndiba	05:39	0-1	0-0	0-0	2 2 4	2 0	0	0	1	0	0	1	0	
14 Ramiyah Byrd	25:01	1-3	0-0	1-2	2 4 6	2 1	3	0	1	2	1	0	0	
33 Delaney Snyder	02:02	0-0	0-0	2-2	1 0 1	3 1	2	0	1	0	0	0	-2	
8 Joya Crawford	23:04	1-5	0-1	2-2	0 1 1	4 1	4	4	6	2	0	0	1	
42 Mary Carden	01:29	0-0	0-0	0-0	0 1 1	0 0	0	0	0	0	0	0	-3	
Team					1 5 6	0 0								
Totals			27-59	11-20	20-26	11 24 35	27 21	85	18	17	4	4	3	-3

Major Fouls: NONE

Shooting By Period	1 st	2 nd	3 rd	4 th	GM
1 st FG%	6-13	46.2%			
3PT%	3-4	75.0%			
FT%	3-5	60%			
2 nd FG%	7-12	58.3%			
3PT%	6-9	66.7%			
FT%	7-7	100%			
3 rd FG%	8-15	53.3%			
3PT%	2-3	66.7%			
FT%	9-13	69.2%			
4 th FG%	6-19	31.6%			
3PT%	0-4	0.0%			
FT%	1-1	100%			
GM FG%	27-59	45.8%			
3PT%	11-20	55.0%			
FT%	20-26	76.9%			

Dead Ball Rebounds: 6, 2

	LEH	CIN
Biggest lead	13 (1 st 9:36)	4 (1 st 9:49)
Best Scoring Run	12 (1 st 1:36)	7 (1 st 0:00)
Lead Changes	15	
Times Tied	5	
Time with Lead	28:27	09:20

Points from	LEH	CIN
Turnovers	19	21
Paint	44	28
Second Chance	12	11
Fast Breaks	7	10
Bench	22	9

Period by Period Scoring	1st	2nd	3rd	4th	TOT
LEH	24	24	23	17	88
CIN	18	27	27	13	85

GAME
3

CINCINNATI 65, SAINT JOSEPH'S 70

Nov. 11, 2025 | Philadelphia, Pa. | Hagan Arena

Official Basketball Box Score - Final
Cincinnati at Saint Joseph's
11/11/25 Michael J. Hagan Arena '95 , Philadelphia
2025-26 Women's BasketballGame Time: 7:00 PM
Game Duration: 1:52
Attendance: 895

Officials: Ed Sidasky, Courtney Robinson, Steve Matuszewski

Cincinnati - 65

Record: 0-3

NO. Name		Min	FG	3P	FT	Rebounds	Fouls	TP	AS	TO	ST	Blocks	+/-		
			M-A	M-A	M-A	OR DR TOT	PF D					BS BA			
10	Kylie Torrence	F 22:57	5-14	0-0	0-0	5 3 8	4 0	10	2	4	2	1	0	-12	
32	Destiny Thomas	C 19:31	2-3	0-0	0-0	5 2 7	0 1	4	1	0	0	0	0	-4	
1	Mya Perry	G 38:14	6-15	4-8	3-6	0 1 1	2 4	19	2	0	2	0	0	-10	
3	Reagan Jackson	F 17:02	1-2	0-1	2-5	0 1 1	2 2	4	0	1	0	0	0	-2	
4	Caliyah DeVillasee	G 37:37	6-18	1-3	2-3	1 4 5	2 3	15	5	1	1	0	0	-2	
25	Alliance Ndiba	14:04	1-3	0-0	2-2	1 3 4	1 2	4	1	0	0	1	0	7	
21	Kali Barrett	25:42	3-8	3-4	0-0	2 1 3	0 1	9	0	1	1	0	0	3	
14	Ramiyah Byrd	19:48	0-1	0-0	0-2	5 0 5	2 1	0	1	2	0	0	1	1	
33	Delaney Snyder	05:05	0-1	0-0	0-0	1 1 2	2 0	0	0	0	0	0	0	-6	
Team						3 1 4	0 0								
Totals				24-65	8-16	9-18	23 17 40	15 14	65	12	11	6	2	4	-5

Major Fouls: NONE

Shooting By Period	1 st	2 nd	3 rd	4 th	GM
1 st FG%	4-14	28.6%			
3PT%	2-4	50.0%			
FT%	3-4	75%			
2 nd FG%	8-18	44.4%			
3PT%	2-4	50.0%			
FT%	1-3	33.3%			
3 rd FG%	3-12	25.0%			
3PT%	1-1	100.0%			
FT%	3-4	75%			
4 th FG%	9-21	42.9%			
3PT%	3-7	42.9%			
FT%	2-7	28.6%			
GM FG%	24-65	36.9%			
3PT%	8-16	50.0%			
FT%	9-18	50.0%			

Dead Ball Rebounds: 6, 1

Saint Joseph's - 70

Record: 3-0

No.	Name	Min	FG M-A	3P M-A	FT M-A	Rebounds OR DR TOT	Fouls PF FD	TP	AS	TO	ST	Blocks BS BA	+/-	
00	Faith Stinson	F 26:10	4-6	1-2	1-2	1 3 4	2 1	10	3	1	0	1	0	-1
1	Rhian Stokes	G 18:38	1-3	0-1	4-5	0 1 1	3 3	6	4	2	1	0	1	-1
2	Aleah Snead	G 27:49	7-8	0-0	5-5	1 1 2	4 3	19	0	0	0	1	0	0
15	Gabby Casey	G 31:21	4-16	2-8	0-0	5 4 9	2 1	10	2	4	1	0	1	2
24	Jill Jekot	G 25:45	1-3	0-2	2-2	0 3 3	0 2	4	3	1	1	0	0	-1
30	Emily Knouse	26:42	6-10	5-9	0-0	0 5 5	1 1	17	1	0	1	1	0	8
32	Cecilia Kay	21:13	1-2	0-0	2-4	0 3 3	0 4	4	1	1	1	1	0	9
11	Kaylie Griffin	07:55	0-1	0-1	0-0	1 0 1	1 0	0	1	2	0	0	0	-6
22	Kaylinn Bethea	01:00	0-0	0-0	0-0	0 0 0	0 0	0	0	0	0	0	0	-1
8	Amar Mansour	13:27	0-1	0-0	0-0	0 0 0	1 0	0	2	1	0	0	0	12
Team						1 1 2	0	0	1					
Totals			24-50	8-23	14-18	9 21 30	14 15	70	17	13	5	4	2	5

Major Fouls: NONE

Shooting By Period	1 st	2 nd	3 rd	4 th	GM
1 st FG%	4-14	28.6%			
3PT%	2-9	22.2%			
FT%	1-2	50%			
2 nd FG%	8-13	61.5%			
3PT%	3-6	50.0%			
FT%	1-2	50%			
3 rd FG%	7-12	58.3%			
3PT%	2-4	50.0%			
FT%	6-7	85.7%			
4 th FG%	5-11	45.5%			
3PT%	1-4	25.0%			
FT%	6-7	85.7%			
GM FG%	24-50	48.0%			
3PT%	8-23	34.8%			
FT%	14-18	77.8%			

Dead Ball Rebounds: 3, 0

	UC	SJU
Biggest lead	7 (2 nd 8:16)	11 (3 rd 0:02)
Best Scoring Run	7 (2 nd 0:38)	10 (3 rd 0:02)
Lead Changes	6	
Times Tied	3	
Time with Lead	16:53	21:45

Points from	UC	SJU
Turnovers	15	11
Paint	22	28
Second Chance	14	6
Fast Breaks	1	3
Bench	13	21

Period by Period Scoring	1st	2nd	3rd	4th	TOT
UC	13	19	10	23	65
SJU	11	20	22	17	70

GAME
2

CINCINNATI 77, PENN STATE 82

Nov. 7, 2025 | University Park, Pa. | Rec Hall

Official Basketball Box Score - Final
Cincinnati at Penn St.
11/07/25 Rec Hall, State College
2025-26 Women's BasketballGame Time: 6:00 PM
Game Duration: 1:53
Attendance: 1,609

Officials: Gina Cross, Nicole Brannon, Iefeylena Seales

Cincinnati - 77

Record: 0-2

NO. Name	Min	FG M-A	3P M-A	FT M-A	Rebounds OR DR TOT	Fouls PF FD	TP	AS	TO	ST	Blocks BS BA	+/-	
10 Kylie Torrence	F 28:16	9-20	0-0	0-0	4 2 6	2 1	18	3	4	3	1	1	-3
32 Destiny Thomas	C 13:37	1-1	0-0	0-0	1 0 1	2 0	2	0	1	1	0	0	-8
1 Mya Perry	G 33:22	6-18	3-10	0-0	3 1 4	1 1	15	2	4	0	2	2	-1
3 Reagan Jackson	G 23:30	3-6	1-1	6-6	0 1 1	0 5	13	2	0	0	0	1	-3
4 Caliyah DeVillasee	G 31:58	6-13	1-4	2-3	1 4 5	2 3	15	4	1	1	0	0	-17
14 Ramiyah Byrd	16:52	1-3	0-0	0-1	2 5 7	2 2	2	1	1	1	0	0	8
21 Kali Barrett	23:04	2-11	2-5	0-0	2 4 6	0 0	6	2	1	0	0	2	-1
25 Alliance Ndiba	19:14	2-6	0-0	2-2	6 4 10	1 2	6	0	1	2	1	0	4
42 Mary Carden	08:14	0-1	0-0	0-0	1 2 3	3 0	0	0	1	0	1	1	-4
33 Delaney Snyder	01:53	0-1	0-1	0-0	0 0 0	0 0	0	0	0	0	0	0	0
Team					1 1 2	0 0	0	0	0				

Major Fouls: NONE

Shooting By Period	1 st	2 nd	
--------------------	-----------------	-----------------	--

2025-26 CINCINNATI WOMEN'S BASKETBALL

GAME
5

CINCINNATI 63, BALL STATE 83

Nov. 20, 2025 | Muncie, Ind. | Worthen Arena

Official Basketball Box Score - Final
Cincinnati at Ball St.
11/20/2025 Worthen Arena, Muncie
2025-26 Women's BasketballGame Time: 6:30 PM
Game Duration: 2:02
Attendance: 1,532

Officials: Kalei Esterline, Kelsey Reynolds, Rachael Wood

Cincinnati - 63

Record: 1-4

NO. Name	Min	FG M-A	3P M-A	FT M-A	Rebounds OR DR TOT	Fouls PF FO	TP	AS	TO	ST	Blocks BS BA	+/-
10 Kylie Torrence	F 26:09	4-13	0-1	2-2	1 3 4	5 3	10	0	2	1	0	-15
25 Alliance Ndiba	F 15:50	3-6	0-0	0-0	2 4 6	2 0	6	0	0	2	1	-19
1 Mya Perry	G 35:35	9-13	0-3	4-4	0 3 3	3 2	10	2	1	1	0	-22
3 Reagan Jackson	G 37:08	2-7	0-2	6-7	0 3 3	2 5	10	2	2	0	0	-24
4 Caliyah DeVillasee	G 35:05	9-16	1-1	2-5	0 3 3	0 4	21	2	2	3	0	-12
21 Kali Barrett	25:23	1-8	1-6	0-0	2 3 5	5 0	3	2	4	0	0	-5
32 Delaney Snyder	17:57	0-0	0-0	1-2	3 2 5	4 3	1	1	1	0	0	-9
42 Mary Carden	06:53	1-2	0-0	0-0	1 0 1	0 0	2	1	1	0	0	6
Team					3 2 5	0 0						
Totals		23-65	2-13	15-20	12 23 35	21 17	63	10	13	7	1	5 -20

Major Fouls: Jackson (F1) 2nd 4:54

Shooting By Period	1 st FG%	2 nd FG%	3 rd FG%	4 th FG%	GM FG%
1 st FG%	4-19 21.1%				
3PT%	0-2 0.0%				
FT%	0-0 0.0%				
2 nd FG%	6-12 50.0%				
3PT%	0-1 0.0%				
FT%	3-6 50%				
3 rd FG%	7-18 38.9%				
3PT%	2-8 25.0%				
FT%	4-4 100%				
4 th FG%	6-16 37.5%				
3PT%	0-2 0.0%				
FT%	8-10 80%				
GM FG%	23-65 35.4%				
3PT%	2-13 15.4%				
FT%	15-20 75.0%				

Dead Ball Rebounds: 1, 0

Ball St. - 83

Record: 5-0

NO. Name	Min	FG M-A	3P M-A	FT M-A	Rebounds OR DR TOT	Fouls PF FO	TP	AS	TO	ST	Blocks BS BA	+/-
22 Tessa Towers	C 27:30	6-9	0-0	0-0	4 8 12	2 1	12	2	3	1	1	0 21
3 Karsyn Norman	G 33:30	3-10	1-5	6-9	1 6 7	2 5	13	9	3	2	0	0 30
25 Grace Kingery	G 29:07	4-9	1-4	3-6	0 2 2	2 3	12	1	1	1	0	0 22
35 Bree Salenbien	G 32:01	6-16	4-8	6-7	4 6 10	2 7	26	5	1	1	3	0 28
4 Anissa Tagayi	34:23	5-13	0-3	3-4	5 3 8	2 3	13	6	3	3	1	0 12
9 Alba Caballero	12:30	0-2	0-1	1-2	1 3 4	2 2	1	1	2	0	0	0 -1
23 Zuri Ransom	10:53	0-1	0-1	0-0	0 1 1	2 0	0	0	1	0	0	0 -2
2 Zhen Verburt	13:36	2-2	2-2	0-0	0 2 2	2 0	6	0	1	0	0	0 0
10 Giorgia Gorini	06:30	0-1	0-0	0-0	0 0 0	1 0	0	0	0	0	0	0 -10
Team					2 3 5	0 0						
Totals		28-63	8-24	19-28	17 34 51	17 21	83	24	15	8	5	1 20

Major Fouls: NONE

Shooting By Period	1 st FG%	2 nd FG%	3 rd FG%	4 th FG%	GM FG%
1 st FG%	7-14 50.0%				
3PT%	3-6 50.0%				
FT%	0-0 0.0%				
2 nd FG%	7-18 38.9%				
3PT%	4-8 50.0%				
FT%	4-6 66.7%				
3 rd FG%	9-16 56.3%				
3PT%	1-5 20.0%				
FT%	6-9 66.7%				
4 th FG%	5-15 33.3%				
3PT%	0-5 0.0%				
FT%	9-13 69.2%				
GM FG%	28-63 44.4%				
3PT%	8-24 33.3%				
FT%	19-28 67.9%				

Dead Ball Rebounds: 4, 0

	CIN	BSU
Biggest lead	2 (1 st 9:44)	22 (3 rd 8:48)
Best Scoring Run	6 (4 th 5:48)	14 (3 rd 8:48)
Lead Changes	1	
Times Tied	0	
Time with Lead	01:02	38:42

Points from Turnovers	CIN	BSU
Paint	38	40
Second Chance	11	25
Fast Breaks	13	10
Bench	6	7

Period by Period Scoring	1st	2nd	3rd	4th	TOT
CIN	8	15	20	20	63
BSU	17	22	25	19	83

GAME
6

CINCINNATI 96, CANISIUS 57

Nov. 23, 2025 | Cincinnati, Ohio | Fifth Third Arena

Official Basketball Box Score - Final
Caniisus at Cincinnati
11/23/25 Fifth Third Arena, Cincinnati
2025-26 Women's BasketballGame Time: 2:00 PM
Game Duration: 1:49
Attendance: 1,440

Officials: Eric Brewton, Bruce Morris, Jamie Broderick

Canisius - 57

Record: 0-7

NO. Name	Min	FG M-A	3P M-A	FT M-A	Rebounds OR DR TOT	Fouls PF FO	TP	AS	TO	ST	Blocks BS BA	+/-
5 Irene Ray Pineda	F 32:42	4-5	1-2	5-6	0 0 0	3 3	14	0	5	1	0	0 -37
23 Yasmine Djibril	F 25:52	3-10	0-0	2-8	1 2 3	3 8	0	4	1	0	0	-25
3 Mary Coplee	G 19:49	2-3	0-1	0-0	0 0 0	1 0	4	1	0	0	0	-23
10 Kelsey Bess	G 09:06	3-4	0-0	2-4	3 1 4	1 4	8	0	1	0	0	-13
22 Franka Wittenberg	G 31:06	2-7	0-2	0-0	2 5 7	1 2	4	3	3	2	0	-30
11 Antonique Auston	21:57	1-9	1-2	0-0	1 2 3	0 0	3	3	2	1	0	-28
15 Ilana Feliz	08:58	2-4	0-0	1-3	1 1 2	5 2	5	1	1	0	0	-3
4 Corniya Clay	27:22	5-8	0-3	0-0	0 1 1	2 2	10	0	1	1	0	0 -24
12 Evie Van Der Woude	10:36	0-1	0-0	1-2	0 0 0	3 1	1	0	2	0	0	-14
14 Molly Mescall	10:04	0-1	0-0	0-0	0 0 0	0 0	1	0	1	0	0	0 3
12 Saige Randolph	02:28	0-0	0-0	0-0	0 0 0	0 0	0	0	0	0	0	-1
Team					1 3 4	0 0						
Totals		22-52	2-11	11-23	9 15 24	19 19	57	9	19	6	0	1 -39

Major Fouls: NONE

Shooting By Period	1 st FG%	2 nd FG%	3 rd FG%	4 th FG%	GM FG%
1 st FG%	6-12 50.0%				
3PT%	1-2 50.0%				
FT%	1-2 50%				
2 nd FG%	4-14 28.6%				
3PT%	0-4 0.0%				
FT%	6-9 66.7%				
3 rd FG%	8-16 50.0%				
3PT%	0-3 0.0%				
FT%	1-3 33.3%				
4 th FG%	4-10 40.0%				
3PT%	1-2 50.0%				
FT%	3-9 33.3%				
GM FG%	22-52 42.3%				
3PT%	2-11 18.2%				
FT%	11-23 47.8%				

Dead Ball Rebounds: 7, 1

Cincinnati - 96

Record: 2-4

NO. Name	Min	FG M-A	3P M-A	FT M-A	Rebounds OR DR TOT	Fouls PF FO	TP	AS	TO	ST	Blocks BS BA	+/-
10 Kylie Torrence	F 27:51	5-7	0-0	0-1	1 2 3	0 1	10	2	1	4	1	0 21
25 Alliance Ndiba	F 09:05	1-2	0-0	1-2	5 2 7	3 3	3	0	1	0	0	0 4
1 Mya Perry	G 27:08	5-12	1-6	2-3	0 1 1	4 2	13	3	2	2	0	0 38
3 Reagan Jackson	G 38:54	6-16	5-10	2-2	1 0 1	1 2	23	2	1	1	0	0 38
4 Caliyah DeVillasee	G 38:59	4-9	1-3	3-5	0 1 1	1 4	12	10	2	0	0	0 38
32 Destiny Thomas	12:29	3-3	0-0	3-4	2 0 2	2 2	9	2	0	0	0	0 7
14 Ramiyah Byrd	26:43	5-6	0-0	0-0	1 10 11	2 1	10	3	2	3	0	0 22
21 Kali Barrett	17:49	1-4	0-1	0-0	1 3 5	2 1	0	3	2	0	0	0 1
32 Delaney Snyder	11:25	2-4	0-0	1-1	1 2 3	2 1	5	1	1	0	0	0 16
42 Mary Carden	07:57	3-3	0-0	0-0	1 3 4	3 3	9	1	0	0	0	0 10
Team					0 2 2	0 0						
Totals		37-66	7-20	15-22	14 26 40	19 19	96	27	12	10	1	0 39

Major Fouls: NONE

Shooting By Period	1 st FG%	2 nd FG%	3 rd FG%	4 th FG%	GM FG%
1 st FG%	7-14 50.0%				
3PT%	0-4 0.0%				
FT%	7-9 77.8%				
2 nd FG%	13-18 72.2%				
3PT%	4-7 57.1%				
FT%	9-11 81.8%				
3 rd FG%	9-19 47.4%				
3PT%	1-5 20.0%				
FT%	5-9 55.6%				
4 th FG%	8-15 53.3%				
3PT%	2-4 50.0%				
FT%	3-3 100%				
GM FG%	37-66 56.1%				
3PT%	7-20 35.0%				
FT%	15-22 68.2%				

Dead Ball Rebounds: 6, 0

	CAN	CIN
Biggest lead	0 (1 st 10:00)	42 (4 th 1:11)
Best Scoring Run	6 (4 th 9:36)	10 (2 nd 7:23)
Lead Changes	0	
Times Tied	0	
Time with Lead	00:00	39:41

Points from Turnovers	CAN	CIN
Paint	38	50
Second Chance	15	25
Fast Breaks	12	18
Bench	19	35

Period by Period Scoring	1st	2nd	3rd	4th	TOT
CAN	14	14	17	12	57
CIN	21	30	24	21	96

GAME
7

CINCINNATI 72, ALABAMA A&M 49

Nov. 28, 2025 | Naples, Fla. | Community School of Naples

Official Basketball Box Score - Final
Alabama A&M at Cincinnati
11/28/25 Community School of Naples, Naples
2025-26 Women's BasketballGame Time: 2:30 PM
Game Duration: 1:57
Attendance: 281

Officials: Kevin Sparrock, Chastity Taylor, Paola Trujillo

Alabama A&M - 49

Record: 1-5

NO.	Name	Min	FG M-A	3P M-A	FT M-A	Rebounds OR DR TOT	Fouls PF FO	TP	AS	TO	ST	Blocks BS BA	+/-	
21	Sumayah McIntosh	F 21:31	1-5	0-2	0-3	0 0 0	1 5	2	0	1	0	0	1	-22
23	Moses Davenport	C 21:12	5-10	0-1	2-3	2 1 3	2 5	12	1	1	1	0	0	-13
0	Rakiyah Beal	G 31:40	3-10	0-0	1-2	0 2 2	3 2	7	2	2	0	0	0	-9
3	Vanessa Wimberly	G 25:18	1-3	0-1	0-0	0 2 2	4 2	2	2	3	0	0	0	-19
11	Aniya Palmer	G 17:52	1-6	0-0	0-0	1 4 5	3 0	2	2	3	2	0	0	-10
25	Kaila Walker	28:45	4-12	3-7	1-2	2 1 3	3 2	12	2	4	2	0	0	-1
5	Jaida Belton	23:10	5-8	0-0	0-1	5 5 10	3 2	10	0	2	2	0	0	-10
6	Kamiyha Griffin	13:31	0-2	0-1	2-2	0 0 0	3 1	2	0	1	1	0	0	-3
2	Zaria Glover	04:37	0-1	0-0	0-0	0 0 0	0 0	0	1	2	0	0	0	-8
13	Tre/Miyah Berry	09:36	0-1	0-0	0-0	0 0 0	0 0	0	0	1	0	0	0	-14
1	Amber Scott	02:48	0-1	0-0	0-0	0 0 0	0 0	0	0	0	0	0	0	-2

2025-26 CINCINNATI WOMEN'S BASKETBALL

GAME
9

CINCINNATI 71, MIAMI (OH) 75 (OT)

Dec. 3, 2025 | Cincinnati, Ohio | Fifth Third Arena

Official Basketball Box Score - Final
Miami (OH) at Cincinnati
12/03/25 Fifth Third Arena, Cincinnati
2025-26 Women's Basketball

Officials: Natasha Camy, Maggie Tieman, Xiomara Cruz-Johnson

Game Time: 11:30 AM
Game Duration: 2:13
Attendance: 2,949

Miami (OH) - 75

Record: 6-3

NO. Name	Min	FG M-A	3P M-A	FT M-A	Rebounds OR DR TOT	Fouls PF FD	TP	AS	TO	ST	Blocks BS BA	+/-
15 Amber Tretter	F 41:02	10-18	0-1	1-2	4 7 11	5 1 21	2	4	3	1	4	3
21 Ilse de Vries	F 38:21	2-6	1-4	0-0	1 5 6	4 0 5	1	0	0	3	0	5
1 Amber Scalia	G 38:20	5-14	3-8	1-2	0 3 3	0 3 14	3	1	0	1	1	1
13 Tamar Singer	G 42:48	9-16	0-2	6-7	1 6 7	4 6 24	7	6	1	0	1	4
17 Nuria Jurjo	G 34:26	2-6	0-2	4-4	0 5 5	5 5 8	4	2	2	0	0	9
23 Emily VanTimmeren	04:18	0-1	0-0	0-0	0 0 0	0 0 0	0	0	0	1	0	-7
30 Mio Sakano	06:46	0-0	0-0	0-0	0 1 1	0 0 0	0	0	0	0	0	-1
10 Macie Taylor	09:59	1-3	1-2	0-0	0 1 1	2 0 3	0	1	1	0	0	4
7 Clara Gonzalez Planella	09:01	0-1	0-0	0-0	0 0 0	1 0 0	1	2	0	1	1	2
Team					2 1 3	0 0	0	1				
Totals		29-65	5-19	12-15	8 29 37	21 15 75	18	17	7	7	7	4

Major Fouls: NONE

Cincinnati - 71

Record: 4-5

NO. Name	Min	FG M-A	3P M-A	FT M-A	Rebounds OR DR TOT	Fouls PF FD	TP	AS	TO	ST	Blocks BS BA	+/-
10 Kylie Torrence	F 35:27	6-17	0-0	3-6	6 5 11	3 4 15	2	1	3	4	2	-5
32 Destiny Thomas	C 26:35	1-3	0-0	0-2	3 4 7	1 2 2	0	0	0	1	1	-1
1 Mya Perry	G 36:13	7-17	2-8	4-6	0 4 4	3 3 20	1	4	3	1	1	-8
3 Reagan Jackson	G 35:28	3-11	0-2	1-2	1 2 3	4 4 7	0	3	1	0	2	-13
4 Caliyah DeVillasee	G 38:51	9-20	1-3	4-5	1 4 5	1 6 23	4	3	2	0	0	-8
14 Ramiyah Byrd	16:13	0-1	0-0	0-0	2 1 3	1 0 0	2	0	0	1	1	4
25 Alliance Ndiba	09:31	1-3	0-0	0-0	2 4 6	0 0 2	0	2	0	0	0	7
8 Joya Crawford	17:55	1-4	0-1	0-0	0 1 1	2 1 2	2	1	0	0	0	6
21 Kali Barrett	08:50	0-0	0-0	0-0	0 1 1	0 1 0	0	0	0	0	0	-2
Team					4 3 7	0 0	0	2				
Totals		28-76	3-14	12-21	19 29 48	15 21 71	11	16	9	7	7	-4

Major Fouls: NONE

	MIA	CIN
Biggest lead	8 (1 st OT 0:30)	13 (4 th 6:57)
Best Scoring Run	9 (4 th 0:26)	15 (3 rd 2:00)
Lead Changes	6	
Times Tied	6	
Time with Lead	18:38	20:48

Points from	MIA	CIN
Turnovers	18	17
Paint	44	40
Second Chance	4	10
Fast Breaks	11	19
Bench	3	4

Period by Period Scoring						
	1st	2nd	3rd	4th	OT1	TO
MIA	8	14	13	22	18	75
CIN	9	11	25	12	14	71

Shooting By Period	
1 st FG%	4-17 23.5%
3PT%	1-4 25.0%
FT%	0-0 0%
2 nd FG%	5-14 35.7%
3PT%	0-3 0.0%
FT%	1-2 50%
3 rd FG%	11-18 61.1%
3PT%	1-3 33.3%
FT%	2-2 100%
4 th FG%	5-17 29.4%
3PT%	0-2 0.0%
FT%	2-2 100%
OT FG%	3-10 30.0%
3PT%	1-2 50%
FT%	7-15 46.7%
GM FG%	28-76 36.8%
3PT%	3-14 21.4%
FT%	12-21 57.1%

Dead Ball Rebounds: 9,0

GAME
10

CINCINNATI 70, XAVIER 77

Dec. 7, 2025 | Cincinnati, Ohio | Fifth Third Arena

Official Basketball Box Score - Final
Xavier at Cincinnati
12/07/25 Fifth Third Arena, Cincinnati
2025-26 Women's Basketball

Officials: Lisa Jones, Cara Seggie, Charles Watson

Game Time: 2:00 PM
Game Duration: 2:04
Attendance: 4,059

Xavier - 77

Record: 6-3

NO. Name	Min	FG M-A	3P M-A	FT M-A	Rebounds OR DR TOT	Fouls PF FD	TP	AS	TO	ST	Blocks BS BA	+/-
15 Petra Oborlova	F 35:06	2-3	2-3	0-0	0 4 4	4 0 6	5	0	0	0	0	5
2 Savannah White	G 19:32	2-6	0-3	0-0	2 2 4	3 0 4	1	1	0	0	0	1
8 Meri Kanerva	G 38:02	6-11	2-4	3-3	0 5 5	4 4 17	6	2	2	0	0	9
12 MacKenzie Glivens	G 37:30	9-15	1-2	6-6	6 2 8	2 5 25	0	1	2	0	1	5
13 Mariyah Noel	G 37:12	8-20	1-5	5-7	0 4 4	2 7 22	5	1	1	3	1	10
21 Audia Young	21:12	1-3	1-3	0-0	1 1 2	4 0 3	1	0	0	0	0	3
7 Vlvien Nejašmić	11:26	0-3	0-3	0-0	0 0 0	2 0 0	1	1	0	0	0	2
Team					1 4 5	0 0	0	1				
Totals		28-61	7-23	14-16	10 22 32	21 16 77	19	7	5	3	2	7

Major Fouls: NONE

Cincinnati - 70

Record: 4-6

NO. Name	Min	FG M-A	3P M-A	FT M-A	Rebounds OR DR TOT	Fouls PF FD	TP	AS	TO	ST	Blocks BS BA	+/-
10 Kylie Torrence	F 18:37	1-4	0-0	1-5	2 6 8	4 3 3	3	0	3	0	2	-15
32 Destiny Thomas	C 23:10	1-2	0-0	2-2	2 0 2	1 1 4	2	1	0	0	0	-1
1 Mya Perry	G 40:00	4-19	2-12	4-4	1 2 3	0 4 14	5	1	1	0	0	-7
3 Reagan Jackson	G 19:56	2-9	1-5	0-1	1 2 3	0 3 5	0	0	0	0	0	-19
4 Caliyah DeVillasee	G 37:40	5-9	1-2	9-10	0 4 4	3 7 20	4	3	0	0	0	-2
8 Joya Crawford	18:22	2-4	1-2	0-0	3 0 3	2 1 5	1	1	0	0	1	-4
21 Kali Barrett	24:58	5-8	2-3	0-0	2 2 4	4 1 12	0	2	0	0	1	1
25 Alliance Ndiba	11:38	3-4	0-0	1-1	1 3 4	1 1 7	0	1	0	0	0	6
14 Ramiyah Byrd	05:39	0-0	0-0	0-0	0 0 0	1 0 0	1	0	0	0	0	6
Team					2 4 6	1 0	0	0				
Totals		23-59	7-24	17-23	14 23 37	17 21 70	13	12	1	2	3	-7

Major Fouls: Coach (TF) 4th 1:01

	XAV	CIN
Biggest lead	11 (4 th 6:18)	4 (3 rd 7:19)
Best Scoring Run	8 (3 rd 4:19)	11 (4 th 4:23)
Lead Changes	4	
Times Tied	3	
Time with Lead	33:34	03:41

Points from	XAV	CIN
Turnovers	21	3
Paint	36	18
Second Chance	8	14
Fast Breaks	15	14
Bench	3	24

Period by Period Scoring					
	1st	2nd	3rd	4th	TOT
XAV	19	19	21	18	77
CIN	11	28	15	16	70

Dead Ball Rebounds: 6,1

GAME
11

CINCINNATI 65, UNLV 48

Dec. 13, 2025 | Cincinnati, Ohio | Fifth Third Arena

Official Basketball Box Score - Final
UNLV at Cincinnati
12/13/25 Fifth Third Arena, Cincinnati
2025-26 Women's Basketball

Officials: Maj Forsberg, Ashley Goode, Corey Malone

Game Time: 2:00 PM
Game Duration: 1:51
Attendance: 351

UNLV - 48

Record: 5-6

NO. Name	Min	FG M-A	3P M-A	FT M-A	Rebounds OR DR TOT	Fouls PF FD	TP	AS	TO	ST	Blocks BS BA	+/-
3 Shelbee Brown	F 23:14	2-9	0-0	3-4	3 3 6	4 4 7	1	6	3	0	1	-17
32 Meadow Roland	F 34:04	3-10	0-3	2-4	1 4 5	4 6 8	1	3	4	3	1	-15
7 Destiny Leo	G 28:04	0-5	0-5	2-2	1 3 4	3 1 2	3	3	1	0	0	-16
10 Jasmyn Lott	G 36:28	6-15	4-8	0-0	2 3 5	1 3 16	0	1	1	0	1	-14
25 Aaliyah Alexander	G 33:20	5-15	2-6	0-0	0 2 2	1 2 12	2	1	0	0	3	-16
2 Mariah Elohim	22:08	0-2	0-0	0-0	0 1 1	0 0 0	0	1	0	0	0	-5
5 Destiny Brown	16:09	1-3	0-0	1-2	3 2 5	1 1 3	0	0	0	0	3	-4
21 Trystan James	05:50	0-0	0-0	0-2	0 2 2	0 1 0	1	0	0	0	0	-1
31 Erica Collins	00:43	0-0	0-0	0-0	0 0 0	0 0 0	0	0	0	0	0	3
Team					1 2 3	0 0	0	0				
Totals		17-59	6-22	8-14	11 22 33	14 18 48	9	14	9	6	6	-17

Major Fouls: Brown (F1) 4th 6:37

Cincinnati - 65

Record: 5-6

NO. Name	Min	FG M-A	3P M-A	FT M-A	Rebounds OR DR TOT	Fouls PF FD	TP	AS	TO	ST	Blocks BS BA	+/-
10 Kylie Torrence	F 24:46	3-10	0-0	0-1	1 8 9	4 2 6	1	2	0	1	0	12
32 Destiny Thomas	C 16:15	3-5	0-0	2-2	4 5 9	2 1 8	0	2	0	0	2	5
1 Mya Perry	G 33:34	5-15	1-5	2-2	0 1 1	3 1 13	2	3	2	1	3	22
3 Reagan Jackson	G 29:52	3-9	2-4	3-4	0 1 1	2 4 11	2	2	1	0	0	15
8 Joya Crawford	G 17:55	0-3	0-2	0-0	0 2 2	1 0 0	2	3	1	0	0	1
21 Kali Barrett	30:59	3-9	1-3	0-0	0 6 6	1 0 7	3	2	1	0	1	19
25 Alliance Ndiba	23:02	7-8	0-0	4-5	6 7 13	3 5 18	1	1	1	1	4	15
2 Paige Whitted	07:41	0-1	0-1	0-0	0 0 0	0 0 0	0	1	0	0	0	-6
14 Ramiyah Byrd	15:14	1-1	0-0	0-0	0 3 3	2 1 2	2	1	1	0	0	5
42 Mary Carden	00:43	0-0	0-0	0-0	0 0 0	0 0 0	0	0	0	0	0	-3
Team					2 2 4	0 0	0	1				
Totals		25-61	4-15	11-14	13 35 48	18 14 65	14	17	7	6	6	17

Major Fouls: NONE

	ULV	CIN
Biggest lead	2 (1 st 8:17)	20 (4 th 2:44)
Best Scoring Run	7 (2 nd 0:07)	9 (4 th 2:44)
Lead Changes	4	
Times Tied	3	
Time with Lead	02:03	36:45

Points from	ULV	CIN
Turnovers	17	11
Paint	14	34
Second Chance	8	21
Fast Breaks	11	9
Bench	3	27

Period by Period Scoring					
	1st	2nd	3rd	4th	TOT
ULV	16	11	10	11	48
CIN	20	6	22	17	65

Shooting By Period	
1 st FG%	8-13 61.5%
3PT%	2-3 66.7%
FT%	2-2 100%
2 nd FG%	2-15 13.3%
3PT%	0-3 0.0%
FT%	2-4 50%
3 rd FG%	8-19 42.1%
3PT%	1-4 25.0%
FT%	5-6 83.3%
4 th FG%	7-14 50.0%
3PT%	1-5 20.0%
FT%	2-2 100%
GM FG%	25-61 41.0%
3PT%	4-15 26.7%
FT%	11-14 78.6%

Dead Ball Rebounds: 3,0