

2 NATIONAL TITLES | 6 FINAL FOURS | 8 ELITE EIGHTS | 13 SWEET SIXTEENS | 33 NCAA TOURNAMENTS | 41 CONFERENCE TITLES

2025-26 SCHEDULE / RESULTS

DATE	OPPONENT (TV)	TIME (ET)/RES
Nov. 3	Western Carolina (ESPN+)	W, 94-63
Nov. 7	Georgia State (ESPN+)	W, 74-64
Nov. 11	Dayton^ (ESPN+)	W, 74-62
Nov. 16	Mount St. Mary's (ESPN+)	W, 72-55
Nov. 21	vs. No. 6 Louisville# (ESPN2)	L, 74-64
Nov. 24	NIJT (ESPN+)	W, 94-67
Nov. 26	Eastern Michigan (ESPN+)	L, 64-56
Dec. 1	Tarleton State (ESPN+)	W, 76-58
Dec. 5	at Xavier\$ (TNT)	L, 79-74
Dec. 13	vs Georgia% (ESPN2)	L, 84-65
Dec. 17	Alabama State (ESPN+)	7 p.m.
Dec. 21	vs. Clemson& (ESPN)	3 p.m.
Dec. 29	Lipscomb (ESPN+)	7 p.m.
Jan. 3	Houston* (FOX)	2 p.m.
Jan. 6	at West Virginia* (ESPN2)	7 p.m.
Jan. 11	at UCF* (ESPN2)	5 p.m.
Jan. 14	Colorado* (Peacock)	7 p.m.
Jan. 17	Iowa State* (Peacock)	2 p.m.
Jan. 21	at Arizona* (FS1)	9 p.m.
Jan. 24	at Arizona State* (CBSSN)	10 p.m.
Jan. 28	Baylor* (FS1)	6:30 p.m.
Jan. 31	at Houston* (FOX)	Noon
Feb. 5	West Virginia* (ESPN2)	7 p.m.
Feb. 8	UCF* (CBSSN)	2 p.m.
Feb. 11	at Kansas State* (CBSSN)	9 p.m.
Feb. 15	Utah* (ESPN/2)	Noon
Feb. 21	at Kansas* (CBS)	1 p.m.
Feb. 24	at Texas Tech* (ESPN/2)	7 p.m.
Feb. 28	Oklahoma State* (CBSNN)	2 p.m.
March 3	BYU* (ESPN/2)	7 p.m.
March 7	at TCU* (TNT)	2 p.m.

*Big 12 game; ^ Twyman-Stokes Classic; # The Hoops Classic; \$ Skyline Chili Crosstown Shootout; % Holiday Hoopsgiving, State Farm Arena; & Greenville Winter Invitational, Bon Secours Wellness Arena

ON THE AIR

TV: TNT

• Play-by-Play..... Anthony Mazzini
• Analyst..... Terry Nelson
• Sideline..... Kelsey Conway
• Online..... espn.com/watch
• Mobile App..... ESPN+

RADIO: BEARCATS SPORTS NETWORK

• Play-by-Play..... Dan Hoard
• Analyst..... Steve Logan
• Local..... 700 WLW

ATHLETICS COMMUNICATIONS

Primary Contact..... Brett Rybak
Phone ©:..... (440) 840-4962
Email:..... brett.rybak@uc.edu
Twitter..... @BrettRybak
Secondary Contact..... Zac Swain
Phone ©:..... (937) 613-0128
Email:..... Swainzt@mail.uc.edu
Twitter..... @Zswain30

GAME AT A GLANCE

CINCINNATI

VS

ALABAMA STATE

6-4 • 0-0 BIG 12

3-7 • 0-0 SWAC

WEDNESDAY, DECEMBER 17, 2025 • 7 PM ET



CINCINNATI BEARCATS

Head Coach Wes Miller

Record at Cincinnati 88-63 (Fifth Year/.587)

Overall Record 273-198 (15th Year/.581)



ALABAMA STATE HORNETS

Head Coach Tony Madlock

Record at School 41-59 (Fourth Year/.414)

Overall Record 57-79 (Sixth Year/.427)

GAME INFORMATION

Facility: Fifth Third Arena

Capacity: 12,012

TV: ESPN+

Radio: 700 WLW

Online: The Varsity Network/TuneIn

Series Record: Cincinnati leads, 3-0

Home/Away/Neutral: 3-0/0-0/0-0

Last Meeting: Nov. 27, 2024 (W, 77-59 at Fifth Third)

THE RUNDOWN

• The 2025-26 campaign marks the 125th season of competition for Cincinnati men's basketball, and the Bearcats will commemorate the milestone with a year-long celebration honoring the program's rich history, iconic players and cultural legacy. Cincinnati men's basketball, which was named a top-10 program in college basketball history by the Associated Press, boasts 44 All-Americans, 41 conference titles, six Final Four appearances and back-to-back national championships across its history, which dates back to the 1901-02 season.

• Cincinnati, allowing just 67.0 points per game defensively, ranks 11th nationally in adjusted defensive efficiency, per KenPom. Cincinnati also ranks fifth in the country in opponent offensive rebound percentage (23.5%), fifth in non-steal turnover percentage (11.3%), 13th in block percentage (16.2%) and 26th in turnover percentage (21.4%).

• Cincinnati has found itself playing with pace offensively and forcing its opponents to play more deliberately on the opposite end. The Bearcats sit 22nd nationally in average offensive possession length at 15.2 seconds and their opponents are taking 17.4 seconds per possession on the other end, good for 218th-fastest nationally.

• The Bearcats rank second in the Big 12 in blocks (5.30), third in opponent field goal percentage (39.6%), third in opponent 3-point percentage (28.9%), third in turnovers forced per game (15.9) and fifth in 3-pointers made per game (9.2).

• With just one starter and a pair of letterwinners returning from the Bearcats' 2024-25 squad, Cincinnati retains only 13.3% of its scoring, 71.6% of its rebounding and 17.5% of its assists from a season ago.

• Despite missing the NIJT and Eastern Michigan games with an injury, senior forward Baba Miller sees himself among the best nationally and in the Big 12. Miller is tied for 10th nationally and tops in the Big 12 in double-doubles with five, first in the conference and fourth nationally with 8.25 defensive rebounds per contest and eighth in the country and second in the conference with 10.6 total rebounds per game. He ranks third in the nation in defensive rebounding percentage at 30.9%.

PROBABLE STARTERS



Day Day Thomas
6-1 | 190 | Gr.
Bishopville, S.C.



Kerr Kriisa
6-3 | 185 | Gr.
Vissu Kula, Estonia



Shon Abaev
6-8 | 210 | Fr.
Broward County, Fla.



Baba Miller
6-11 | 225 | Sr.
Mallorca, Spain



Moustapha Thiam
7-2 | 250 | So.
Dakar, Senegal

2025-26 CINCINNATI NUMERICAL ROSTER

No.	Name	Pos.	Ht.	Wt.	Cl.	Hometown/Previous School
0	Bryson Buckingham	G	6-2	180	Fr.	Edmond, Okla./Link Academy
1	Day Day Thomas	G	6-1	190	Gr.	Bishopville, S.C./Kilgore College
3	Jalen Haynes	F	6-8	250	Gr.	Ft. Lauderdale, Fla./George Mason
5	Sencire Harris	G	6-4	180	Jr.	Canton, Ohio/West Virginia
7	Keyshuan Tillery	G	6-1	190	Fr.	Albany, N.Y./New Hampton
10	Shon Abaev	G	6-8	210	Fr.	Broward County, Fla./Calvary Christian Academy
11	Kerr Kriisa	G	6-3	185	Gr.	Vissu Kula, Estonia/Kentucky
13	Grant Darbyshire	G	6-2	190	Gr.	Cincinnati, Ohio/Kentucky
14	Lucas Atauri	F	6-5	205	Fr.	Campinas, Brazil
17	Jordi Rodriguez	G	6-6	195	Fr.	Barcelona, Spain
18	Baba Miller	F	6-11	225	Sr.	Mallorca, Spain/Florida Atlantic
24	Tyler McKinley	F	6-9	245	R-Fr.	Cincinnati, Ohio/Winton Woods
32	Jalen Celestine	G	6-7	220	Gr.	Ajax, Ontario/Baylor
52	Moustapha Thiam	C	7-2	250	So.	Dakar, Senegal/UCF
65	Halvine Dzellat	F	6-10	240	So.	Blois, France/Lille Pro B

COACHING STAFF

Head Coach: Wes Miller (Fifth season)
Associate Head Coach: Chad Dollar (Fifth season)
Assistant Coach/Recruiting Coordinator: Andre Morgan (Fifth season)
Assistant Coach: Tim Buckley (Second season)
Assistant Coach: Jaylen Stowe (First season)
Assistant Coach: Mamadou N'Diaye (First season)
Assistant to the Head Coach: Kelly Peters (First season)
Assistant Director of Player Development: Malik Massey (Fourth season)
Chief of Staff: Bill Comar (Second season)
Executive to the Head Coach: Ashley Hecimovich (Second season)
Video Coordinator: Omari Prince (Third season)
Senior Associate AD, Sports Performance: Mike Rehfeldt (Fifth season)
Senior Associate AD/PT Residency Director: Bob Mangine (23rd season)
Graduate Assistant: Ken-Jah Bosley (First season)
Graduate Assistant: Nick MacDonald (First season)

PRONUNCIATION GUIDE

KEYSHUAN Tillery	KEY-shon
Shon ABAEV	Uh-BY-ev
Kerr KRIISA	KREE-suh
Lucas ATURI	uh-TAR-ee
Jalen CELESTINE	suh-LESS-teen
Moustapha THIAM	CHAHM
HALVINE DZELLAT	hal-VEEN ZELL-uh
Mamadou N'DIAYE	EN-jai

ROSTER INFORMATION

By State/Country	
Brazil	(1) Lucas Atauri
Estonia	(1) Kerr Kriisa
Florida	(2) Shon Abav, Jalen Haynes
France	(1) Halvine Dzellat
New York	(1) Keyshuan Tillery
Ohio	(3) Grant Darbyshire, Sencire Harris, Tyler McKinley
Oklahoma	(1) Bryson Buckingham
Ontario	(1) Jalen Celestine
Senegal	(1) Moustapha Thiam
South Carolina	(1) Day Day Thomas
Spain	(1) Baba Miller

By Class	
Freshmen	(6) Shon Abaev, Lucas Atauri, Bryson Buckingham, Keyshuan Tillery, Tyler Mckinley(RFR), Jordi Rodriguez
Sophomores	(2) Halvine Dzellat, Moustapha Thiam
Juniors	(1) Sencire Harris
Seniors	(1) Baba Miller
Graduates/Final Years	(5) Jalen Celestine, Grant Darbyshire, Jalen Haynes, Kerr Kriisa, Day Day Thomas

By Height	
7-2	(1) Moustapha Thiam
6-11	(1) Baba Miller
6-10	(1) Halvine Dzellat
6-9	(1) Tyler McKinley
6-8	(2) Shon Abaev, Jalen Haynes
6-7	(1) Jalen Celestine
6-6	(1) Jordi Rodriguez
6-5	(1) Lucas Atauri
6-4	(1) Sencire Harris
6-3	(1) Kerr Kriisa
6-2	(2) Bryson Buckingham, Grant Darbyshire
6-1	(2) Day Day Thomas, Keyshuan Tillery

CINCINNATI QUICK FACTS

GENERAL INFORMATION	
Location	Cincinnati, OH 45221
Founded	1819
Enrollment	54,000+ (Fall 2025)
Nickname	Bearcats
Colors	Red and Black
Arena (Capacity)	Fifth Third Arena (12,012)
Affiliation	NCAA Division I
Conference	Big 12
President	Neville Pinto
Director of Athletics	John Cunningham
Faculty Representative	Brian Hatch
Department of Athletics Phone	(513) 556-4603
Athletics Ticket Office Phone	(877) CATS-TIX

ATHLETIC COMMUNICATIONS	
Primary Basketball Contact	Brett Rybak
Cell Phone	(440) 840-4962
Email Address	brett.rybak@uc.edu
Secondary Basketball Contact	Zac Swain
Phone	(937) 613-0128
Email	swainzt@ucmail.uc.edu

TEAM INFORMATION	
2024-25 Record	19-16
Big 12 Record	7-13 (13th)
Starters returning/lost	1/4
Letterwinners returning/lost	2/11
Newcomers	12
Pct. points returning	13.3% (331 of 2,491)
Pct. rebounds returning	7.6% (93 of 1,218)
Pct. assists returning	17.5% (85 of 485)

CINCINNATI TRADITION

The 2025-26 campaign marks the 125th season of competition for Cincinnati men's basketball, and the Bearcats will commemorate the milestone with a year-long celebration honoring the program's rich history, iconic players and cultural legacy. Cincinnati men's basketball, which was named a top-10 program in college basketball history by the Associated Press, boasts 44 All-Americans, 41 conference titles, six Final Four appearances and back-to-back national championships across its history, which dates back to the 1901-02 season. The program has spent 434 weeks ranked in the AP Top 25. Jack Twyman and Oscar Robertson are both members of the Basketball Hall of Fame, with Robertson earning a spot on the NBA's 75th-Anniversary Team in 2021.

125TH SEASON OF BEARCAT BASKETBALL

The 2025-26 campaign marks the 125th season of competition for Cincinnati men's basketball, and the Bearcats will commemorate the milestone with a year-long celebration honoring the program's rich history, iconic players and cultural legacy. Cincinnati men's basketball, which was named a top-10 program in college basketball history by the Associated Press, boasts 44 All-Americans, 41 conference titles, six Final Four appearances and back-to-back national championships across its history, which dates back to the 1901-02 season.

LOCKING IT DOWN DEFENSIVELY

Cincinnati, allowing just 67.0 points per game defensively, ranks 11th nationally in adjusted defensive efficiency, per KenPom. Cincinnati also ranks fifth in the country in opponent offensive rebound percentage (23.5%), fifth in non-steal turnover percentage (11.3%), 13th in block percentage (16.2%) and 26th in turnover percentage (21.4%).

SPEED IT UP, SLOW IT DOWN

Cincinnati has found itself playing with pace offensively and forcing its opponents to play more deliberately on the opposite end. The Bearcats sit 22nd nationally in average offensive possession length at 15.2 seconds and their opponents are taking 17.4 seconds per possession on the other end, good for 218th-fastest nationally.

IN THE RANKINGS

Through 10 games, Cincinnati sits among the tops in the Big 12 (and nationally) in several statistical categories including:

Blocked shots per game | 2nd (19th nationally), 5.3
3-point attempts per game | 2nd (36th), 29.3
Opponent FG% | 3rd (45th), 39.6%
Turnovers forced per game | 3rd (32nd), 15.90
3-pointers made per game | 4th, 9.2

Despite missing the NJIT and Eastern Michigan games with an injury, senior forward Baba Miller sees himself among the best nationally and in the Big 12. Miller is tied for 10th nationally and tops in the Big 12 in double-doubles with five, first in the conference and fourth nationally with 8.25 defensive rebounds per contest and eighth in the country and second in the conference with 10.6 total rebounds per game. He ranks third in the nation in defensive rebounding percentage at 30.9%.

Graduate Day Day Thomas ranks third in the Big 12 and 30th nationally with a 45.8% 3-point percentage while leading the Big 12 and ranking 13th in the country with a 94.1% free-throw percentage.

Sophomore Moustapha Thiam ranks fourth in the Big 12 and 38th nationally with 2.00 blocks per game.

BABA ON BIG 12 STARTING FIVE

Baba Miller was honored on the Big 12's Starting Five, the conference office announced Nov. 10. Miller was joined on the Starting Five, which is new this season, by Arizona's Koa Peat, Texas Tech's Christian Anderson, BYU's AJ Dybantsa and Kansas' Darryn Peterson.

Miller opened the season with 18 points and 10 boards in the Bearcats' 94-63 victory over Western Carolina before tallying 24 points, 11 rebounds and three blocks on 8-of-9 from the field in a 74-64 win

over Georgia State. He became the first Bearcat with consecutive double-doubles to open a season since Bobby Brannen in 1997-98.

KRIISA PART OF 1,000-500 CLUB

Against Western Carolina, graduate guard Kerr Kriisa became the fourth active player nationally to record 1,000 points and 500 assists in their career.

Braden Smith, Purdue | 1,515 points, 858 assists
Donovan Dent, UCLA | 1,508 points, 554 assists
Themus Fulks, UCF | 1,296 points, 643 assists
Moe Odum, Arizona State | 1,095 points, 584 assists
Kerr Kriisa, Cincinnati | 1,086 points, 541 assists

MILLER COMES UP HUGE VS. GSU

With 24 points and 11 rebounds in the 74-64 win over Georgia State, Baba Miller became the first Bearcat with consecutive double-doubles since Dan Skillings did so March 26, 2024 and Nov. 4, 2024.

- Miller became the first Bearcat with back-to-back double-doubles to open a season since Bobby Brannen in 1997-98.
- Miller became the first Bearcat to record at least 24 points, 10 rebounds and three blocks in a game since Eric Hicks accomplished the feat against North Carolina A&T Dec. 30, 2005. Cincinnati has had nine such games by four different players (Kenyon Martin recorded six 24-10-3 games) dating back to the 1996-97 season.
- He also connected on 88.9% (8-for-9) of his shots from the field. He's one of 10 players nationally in the last five seasons to go for at least 24 points, 10 boards, three blocks and eight made field goals on 88% or better shooting.
- Miller scored 17 of his points after halftime.

DAY DAY PERFECT VS. DAYTON

Graduate guard Day Day Thomas went a perfect 12-for-12 from the charity stripe in the Bearcats' 74-62 victory over Dayton Nov. 11.

- Thomas became the first Bearcat to go at least a perfect 12-for-12 from the free-throw line since David DelJulius went 12-for-12 against Houston Feb. 6, 2022.
- He became the fifth Bearcat to accomplish the feat dating back to the 1996-97 season.
- Thomas leads the Big 12 and ranks 13th nationally with a 94.1% free-throw percentage.

IMMENSELY EXPERIENCED TRANSFERS

Cincinnati's six scholarship transfers (Jalen Celestine, Sencire Harris, Jalen Haynes, Kerr Kriisa, Baba Miller and Moustapha Thiam) came to Clifton averaging 80 career games played at the college level.

Celestine has appeared in 120, while Harris has played in 75, Haynes 77, Kriisa 118, Miller 90 and Thiam 44.

START ME UP

Cincinnati has won all five of its season openers under Miller, each coming at home. The Bearcats, who have an average margin of victory of more than 32 points in the lid-lifting wins after a 94-63 victory over Western Carolina this season, also topped Arkansas-Pine Bluff by a 109-54 score in the opener last year after a 69-58 victory over UIC in 2023, a 98-55 win over Chaminade in 2022 and a 65-43 over Evansville to begin the Miller era in 2021.

THIAM ON KAREEM WATCH LIST

Sophomore Moustapha Thiam was named to the Naismith Starting 5 — Kareem Abdul-Jabbar Center of the Year Top 20 Preseason Watch List, the Naismith Memorial Basketball Hall of Fame announced Oct. 31. The award is annually given to the top center in college basketball.

Thiam, who played his freshman season at UCF, led the Big 12 in total blocks, averaging 10.4 points, 6.4 rebounds and 2.6 blocks per contest a year ago. He was named a Kyle Macy Award finalist as one of the top freshmen in the nation. A native of Dakar, Senegal, Thiam was the only Power 4-plus Big East freshman to average at least 10 points, 5.0 boards and 2.5 blocks per contest. Thiam also shot 49.8% from the field, connecting on 23 3-pointers in his freshman campaign.

HAYNES OUT INDEFINITELY

Graduate forward Jalen Haynes underwent successful surgery at University of Cincinnati Medical Center for a knee injury suffered recently, head coach Wes Miller announced Oct. 30. Haynes is undergoing rehabilitation with no set timetable for return.

Haynes, a veteran of 77 career games, was an All-Atlantic 10 First Team selection last year at George Mason after averaging 14.1 points and 6.9 rebounds per game. For his career, the Fort Lauderdale, Fla., native has averaged 12.7 points and six boards per contest across stops at Virginia Tech, East Tennessee State and last year with the Patriots.

SPACE TO FILL

With just one starter and a pair of letterwinners returning from the Bearcats' 2024-25 squad, Cincinnati retains only 13.3% of its scoring, 71.6% of its rebounding and 17.5% of its assists from a season ago.

STAFF UPDATES

Head coach Wes Miller added a trio of experienced staff members for the 2025-26 season. Mamadou N'Diaye, a former NBA veteran and standout at Auburn, was named an assistant coach, Corey Evans, a former scout with the Oklahoma City Thunder, was named the program's first general manager and Kelly Peters, who possesses more than a decade of experience in the professional ranks, was tabbed special assistant to the head coach.

N'Diaye joins the Bearcats following a four-year stint at UCF, where he was elevated to Associate Head Coach in 2024. While in Orlando, he played a pivotal role in developing frontcourt talent and was instrumental in international recruiting. Prior to UCF, N'Diaye served as an assistant coach at Georgia Tech, San Francisco, and Coastal Carolina. During his tenure at San Francisco, the Dons posted consecutive 20-win seasons and reached the postseason in 2020 and 2021. As a player, N'Diaye starred at Auburn from 1996 to 2000, earning All-SEC honors and helping the Tigers to an NCAA Sweet 16 appearance in 1999. He was selected 26th overall in the 2000 NBA Draft and played five seasons in the NBA.

Evans comes to Clifton by way of the Oklahoma City Thunder, where he had served as an amateur evaluation scout since 2021. Evans' role with the Thunder included player evaluations and intelligence work on all pre-draft prospects worldwide. He also helped in the hiring processes of entry-level coaches and interns. The Thunder

last year became the youngest team in NBA history to earn a No. 1 seed (23.9 years old) and are in position to do it again this season.

Peters most recently spent time as an assistant coach with USA Basketball's FIBA Americas team and served as an advance scout with the 76ers from 2020-23 after spending a year with the team as a coaching associate and another year as an assistant coach with the team's G-League affiliate, the Delaware Blue Coats. Prior to that, Peters, was an assistant coach for a season with the Santa Cruz Warriors after spending three years as an advance scout with the Golden State Warriors.

KAYDEN ALLEN SIGNS FOR 2026-27

Cincinnati has signed four-star guard Kayden Allen for the 2026-27 season, head coach Wes Miller announced Nov. 14. The 6-foot-5 Allen is playing his senior year at Long Island Lutheran High School.

Allen previously starred at Montverde (Fla.) Academy and was invited to the 2024 USA Basketball Men's Junior National Team October minicamp. He averaged 20.8 points, 3.2 rebounds and 2.2 assists playing for Team Thad at the Nike EYBL Peach Jam this past summer. Allen, who chose the Bearcats over California, Georgia Tech and Ole Miss, is the No. 47-ranked recruit nationally by 247sports.com.

CINCINNATI GAINS 12TH MCDONALD'S ALL-AMERICAN

Shon Abaev, one of Cincinnati's two early signees for the 2025-26 season, was named a McDonald's All-American, becoming the eighth signee and 12th overall to play for the Bearcats. The Broward County, Fla., native averaged 24.1 points, 7.3 rebounds and 3.8 assists per game in the Overtime Elite League.

Abaev had eight points (2-of-3 from deep) with two steals in the 2025 McDonald's All-American Game in Brooklyn.

Player	Year
Roger McClendon	1984
Keith LeGree*	1991
Dontonio Wingfield	1993
Damon Flint	1993
Danny Fortson	1994
DerMarr Johnson	1999
Kenny Satterfield	1999
James White*	2001
Mike Williams*	2004
Lance Stephenson	2009
Dillon Mitchell*	2022
Shon Abaev	2025

TWYMAN-STOKES CLASSIC

Cincinnati's game against Dayton Nov. 11 marked the 2025-26 Twyman-Stokes Classic.

The game spotlights the story that transcends the city and basketball as a whole. Rising NBA star Maurice Stokes, while playing for the Cincinnati Royals, suffered a life-changing injury at the end of the 1958 season that left him paralyzed and unable to speak. His teammate, Bearcats legend Jack Twyman, became his legal guardian at 23 to give him financial and physical support.

After years of grassroots fundraising nationwide, NBA stars held out at the 1964 All-Star Game to get the players' union recognized, largely in part

after seeing what Stokes had gone through. Stokes died in 1970, and when Twyman passed in 2012, the Reverend Jesse Jackson helped lead a call to the NBA to establish the Twyman-Stokes Teammate of the Year award.

UNPLUGGED, IF YOU CAN HELP IT

Miller has long discussed not using any social media during the season with the disclaimer that his generation didn't grow up with social media and have as big a need for it now.

"Since 2006, I felt like I have been in a media and fan base spotlight because I played at North Carolina where there is a ton of eyes on you, and they do the same thing. When you are a head coach even at the mid major level there are still people that write stories, have opinions and say things about you. This is not an uncomfortable situation for me because I am used to it. It is more of a challenge for players with today's social media culture, which I can't relate to as a player."

He even recalled that having a sidekick phone and AOL Instant Messenger had the North Carolina team thinking they were the coolest thing walking around in Chapel Hill.

"We have to find a way to encourage our kids to not listen when it is too good and not to listen when it is negative. That is a real challenge, but I don't blame our fans. I want passionate fans, and I want people to want it. If we are being honest, the support here has been tremendous and the support for our program and for me and our players has been incredible. We owe them a better fight and a better performance, and we all know that."

JUMPMAN, JUMPMAN, JUMPMAN...

Cincinnati returned to familiar threads in 2023-24 with the Jordan brand. The Bearcats were one of the three original schools rewarded with it in 1997, joining St. John's and North Carolina A&T.

Michael Jordan himself helped present the uniforms to the public on the Rosie O'Donnell Show on Sept. 9, 1997.

Cincinnati is one of 12 schools to wear the Jumpman logo, joining North Carolina, Michigan, Houston, Oklahoma, Florida, Georgetown, Marquette, San Diego State, UCLA, Morehouse and Howard.

CARDIAC CATS' COMEBACKS

The 16-point, second-half comeback against West Virginia in the Big 12 Tournament marked the eighth game under Wes Miller in which it came back from 10-plus points to win. Three of those were against ranked teams, and five of the eight are this year.

In the WVU game at the Big 12 Championships, Cincinnati wiped out its 16-point deficit in only 4:21. It even came in the same arena as the Illinois game.

Game (Year)	Largest Deficit (Half)
vs. No. 14 Illinois (2021-22)	15 (11:56 in 1)
at Wichita State (2021-22)	10 (8:50 in 1)
vs. Temple (2022-23)	10 (13:15 in 1)
Evansville (2023-24)	10 (19:44 in 2)
at No. 12 BYU (2023-24)	10 (19:43 in 2)
No. 19 TCU (2023-24)	11 (7:33 in 1)
UCF (2023-24)	12 (Halftime)
vs. West Virginia (2023-24)	16 (11:45 in 2)

OVERTIME CATS UNDER MILLER

Wes Miller is 13-8 in overtime as a head coach, including 9-6 at UNCG and 4-2 at Cincinnati. Below are his results since coming to Clifton.

Per ESPN Stats and Info, Cincinnati's win over No. 19 TCU extended its ranked overtime win streak to 12, the longest streak in AP poll history by a wide margin. It began with a 2OT victory over No. 22 Marquette on Feb. 13, 1994.

Game (Year)	Result
at Tulane (2022-23)	L, 94-101
Temple (2022-23)	W, 88-83
at Howard (2023-24)	W, 86-81
No. 19 TCU (2023-24)	W, 81-77
at Oklahoma (2023-24)	L, 71-74
San Francisco (NIT, 2023-24)	W, 73-72

DAY DAY THOMAS: MR. 5-5-5

The regular-season finale a season ago saw Day Day Thomas become the first UC player since 2018 to record five rebounds, five assists and five steals in a game, and the Bearcats blew out West Virginia, 92-56.

Player	Year	Opponent
Cashmere Wright	2012	Villanova
Cashmere Wright	2012	@ Villanova
Cashmere Wright	2012	Florida St. (NCAA)
Jacob Evans	2018	Temple
Day Day Thomas	2024	West Virginia

DOUBLE-DUTY DAN HOARD

The Dayton game two years ago was yet another glorious chapter in Cincinnati radio voice Dan Hoard's storied career, this time with his best proximity in some time.

Hoard carried the Bengals' 1 p.m. game against the Minnesota Vikings, then trekked slightly down the banks to do the Bearcats-Flyers game at 7 p.m., all on 700 WLW.

Hoard is among a select few handling PxP duties within the college hoops and pro ranks nationally.

Broadcaster	College	Pro
Dan Hoard	Cincinnati (MBB, FB)	Bengals
Josh Maurer	Boston College	Brewers
Zach Zaidman	DePaul	Cubs
Gary Cohen	Seton Hall	Mets
Neal Ruhl	Oakland	Pistons*

*Fill-in

PUBLISHED AUTHOR

Few coaches, or anyone in particular, can say they published a book while in school. Wes Miller authored "The Road to Blue Heaven," a diary of his senior season as a Tar Heel.

MONSTER FACTORY LEGACY

Mike Rehfeldt, UC's associate athletic director for sports performance, has become a beacon within the men's basketball program. He first served the Bearcats from 2012-20 before joining Miller's inaugural staff after a one-year stint at UConn.

Rehfeldt's cutting-edge investments go beyond the plates and into the technology realm. He also helped hire Dillon Frees, the athletics department's first director of performance nutrition.

YOUNG, WILD AND FREE

Head coach Wes Miller holds the active lead for

wins by a coach by 40.

In fact, Miller already had the most Division I wins of any active coach by their 40th birthday.

COACH (CURRENT SCHOOL)	WINS
Wes Miller (Cincinnati)	217
Rick Pitino (St. John's)	200
Shaka Smart (Marquette)	195
Cliff Ellis	192
Bob Huggins	191
Bill Self (Kansas)	190
Andrew Toole (Robert Morris)	188
Herb Sendek (Santa Clara)	186
John Calipari (Arkansas)	185
Thad Matta (Butler)	183
Jim Boeheim	182

BUT WAIT, THERE'S MORE

The scope of college basketball history comes into play with Miller's win total. The following numbers reflect wins as a Division I member via Sports-Reference.com, with each school in parenthesis the school as of their 40th birthday.

Miller is tied for 15th overall in this category, and even six of the 14 ahead of him achieved their milestones before 1950.

Coach	Wins	Year
Phog Allen (Kansas)*	339	1925
Bob Knight (Indiana)*	307	1980
Henry Iba (Okla. State)*	292	1944
Pat Page (Butler)*	261	1926
Terry Holland (Virginia)	256	1982
Forddy Anderson (Mich. St.)	251	1959
Jim Valvano (N.C. State)	250	1986
Eddie Cameron (Duke)	234	1942
Chick Davies (Duquesne)	233	1940
Digger Phelps (Notre Dame)	232	1981
Billy Donovan (Florida)	228	2005
Pat Kennedy (Florida State)*	228	1992
G. Ott Romney (BYU)	227	1932
Johnny Bach (Penn State)	219	1964
Wes Miller (Cincinnati)	217	2023
J. Fred Bohler (Wash. State)	217	1925
Mike Krzyzewski (Duke)*	215	1987
Bobby Cremins (Ga. Tech)	211	1987
Howie Dallmar (Stanford)	211	1962
Everett Dean (Indiana)*	208	1938
Scott Sutton (Oral Roberts)	204	2010
Larry Weise (St. Bonaventure)	202	1973

*Naismith Memorial Basketball Hall of Fame

ALL-TIME WINNINGEST PROGRAMS

Cincinnati enters the season ranked 12th nationally in all-time wins.

Rank	School	Wins
1.	Kentucky	2,422
2.	Kansas	2,414
3.	North Carolina	2,395
4.	Duke	2,335
5.	UCLA	2,025
6.	Temple	2,010
7.	Syracuse	2,007
8.	Notre Dame	1,978
9.	St. John's	1,973
10.	Purdue	1,953
11.	Indiana	1,950
12.	Cincinnati	1,930
13.	Illinois	1,929
14.	Texas	1,919
15.	BYU	1,918

LAST TIME OUT

ATLANTA — Georgia used a strong second half to pull away from Cincinnati for an 84–65 win Saturday afternoon at State Farm Arena.

The Bulldogs outscored the Bearcats 47–28 after halftime to break open a game that was tied at 37 at the half. Junior Blue Cain led Georgia with a career-high 22 points, converting 12 of 14 free throws.

Cincinnati shot 35% (23-of-65) from the field and went 12-of-21 from the free-throw line. Graduate Jalen Celestine recorded his best game as a Bearcat, scoring a season-high 13 points, while senior Baba Miller added 11 for his sixth double-figure scoring performance of the season.

Georgia finished at 50% (30-of-60) from the floor and 77% (20-of-26) at the stripe. The Bulldogs also held advantages in points off turnovers (21–11), points in the paint (48–30), fast-break points (18–11) and rebounds (41–37).

The game was tied at 37 at halftime after Cincinnati built an 11-point lead midway through the first half. The Bearcats went ahead 29–18 with 8:24 remaining, marking Georgia's largest deficit of the season.

Cincinnati jumped out to an 18–9 advantage after Moustapha Thiam knocked down a 3-pointer from the top of the key with 12:15 remaining, capitalizing on six Georgia turnovers in the opening eight minutes. The Bearcats later pushed the lead to 33–22 following back-to-back finishes at the rim by Celestine and Thiam.

Georgia responded with an 8–0 run capped by a Jordan Ross layup to trim the deficit to 33–30. After Shon Abaev split a pair of free throws, Cain scored five straight points to give the Bulldogs their first lead at 35–34 with 1:20 remaining. Kerr Kriisa answered with a 3-pointer, but Ross converted again to send the teams into halftime tied.

Georgia shot 52% in the first half but went 0-for-8 from 3-point range and committed 10 turnovers, resulting in its lowest-scoring first half of the season. Miller led Cincinnati with 10 first-half points, while Cain had 15 for the Bulldogs.

Kriisa opened the second half with a 3-pointer as the teams traded baskets early. Georgia gained separation just before the 15-minute mark following a quick scoring burst highlighted by a Somtochukwu Cyril dunk and a Jeremiah Wilkinson 3-pointer to take a 49–44 lead.

A 7–2 Bulldogs run pushed the margin to double digits at 61–51 with just under 11 minutes remaining. Cincinnati briefly cut into the deficit when Miller secured an offensive rebound and found Sencire Harris, who dished to Celestine for a 3-pointer that made it 63–57 with 7:43 to play.

Georgia answered down the stretch, highlighted by a Cyril three-point play with 2:05 remaining that extended the lead to 75–61. Kareem Staggy punctuated the outcome with a late dunk.

COMPARISON

Offense

CIN	Team	ASU
74.3	PPG	79.2
41.7	FG%	45.0
31.4	3FG%	37.4
62.5	FT%	67.9
39.6	RPG	35.6
17.3	APG	14.7
14.3	TOs PG	12.5

COMPARISON

Defense

CIN	Team	ASU
67.0	PPG	81.8
39.6	FG%	46.9
28.9	3FG%	36.2
35.9	RPG	36.5
13.2	APG	16.6
15.9	TOs PG	14.3
5.3	Blocks PG	3.5
7.5	Steals PG	8.8

NOTING THE GEORGIA GAME

- The game was fourth all-time meeting between the two schools with the Bulldogs evening the series at 2-2.
- Cincinnati forced 10 first-half turnovers in limiting the Bulldogs to 37 points in the opening stanza, the lowest scoring first half of the season for Georgia.
- Georgia came into the game leading the nation in fast-break points at 28.7 and bench scoring at 44.6 points per game. The Bearcats limited the Bulldogs to 18 and 23 in those categories.
- Jalen Celestine notched his second double-figure scoring game of the season and 31st of his career.
- He scored a season-high 13 points.
- Baba Miller recorded his sixth double-figure scoring game of the season and 37th of his career.
- Moustapha Thiam notched his sixth double-figure scoring effort of the year and 24th of his career.
- Day Day Thomas was a perfect 6-for-6 from the free-throw line. He entered the game leading the Big 12 and 25th nationally at 92.9% for the season.

BEARCATS VS. HORNETS

The game will be the fourth all-time meeting between the Bearcats and Hornets, with the Bearcats winning the previous three.

In the last matchup Nov. 27 of last season, lockdown defense and dominant paint play boosted No. 16 Cincinnati to a 77-59 victory over Alabama State at Fifth Third Arena. The Bearcats held the Hornets to 30% (20-of-66) from the field and 23% (7-of-30) from behind the arc, while also imposing their presence down low, as they outscored the visitors 40-18 in the paint, capturing 19 second-chance points and winning the boards, 52-35. Sophomore Jizzle James had a solid all-around performance, the point guard posted 13 points, eight rebounds, five assists and two steals. Senior Simas Lukošius added 16 points, drilling four 3-pointers.

SCOUTING THE HORNETS

Led by fourth-year head coach Tony Madlock, Alabama State is 3-7 on the year and has dropped four in a row after an 85-77 loss at Missouri last Thursday.

Senior guard Asjon Anderson paces the Hornets with 18.4 points per game, while senior guard Micah Simpson chips in with 16.2 points per contest, shooting 39.1% from long range.

SERIES HISTORY

DATE	SITE	W/L	SCORE
11/13/2011	H	W	65-40
11/27/2017	H	W	83-51
11/27/2024	H	W	77-59



THE MILLER FILE

- » **Hometown**
- » Greensboro, N.C.
- » **Alma Mater**
- » North Carolina, 2007

COACHING EXPERIENCE

- » **2008-09: Elon**
Assistant Coach
- » **2009-10: High Point**
Assistant Coach
- » **2010-11: UNC Greensboro**
Assistant Coach
- » **2011: UNC Greensboro**
Interim Head Coach
- » **2011-21: UNC Greensboro**
Head Coach
- » **2021-Present: Cincinnati**
Head Coach

PLAYING EXPERIENCE

- » **2002-03**
James Madison
- » **2004-07**
North Carolina
- » **2007-08**
London Capitals (BBL)
- » **Member of North Carolina's 2004-05 National Championship Team**

CINCINNATI HEAD COACH WES MILLER

Wes Miller is in his fifth season as the University of Cincinnati's men's basketball head coach, poised to take the Bearcats to the next level in their third year of the nation's best basketball conference, the Big 12.

The 42-year-old Miller already boasts 14 years of head coaching experience. He spent a decade at UNC Greensboro, posting five-straight 20-win seasons and appearances in the 2018 and 2021 NCAA Tournaments before taking the helm of the Bearcats.

Miller boasts seven 20-win seasons (two at Cincinnati) and a 273-198 overall record. He has mentored 25 All-Conference players as a head coach, including six over his first four seasons at UC.

A former walk-on at North Carolina, Miller became a national champion and team captain for the Tar Heels. He is also one of seven head coaches in 2025-26 to have won a national title as a player. Miller has quickly molded the Bearcats in his own image of toughness and resilience.

MILESTONE MAN

Miller earned 217 wins by his 40th birthday, which ranked him 15th all-time and seventh among head coaches after 1970. Five of the names ahead of him are Naismith Memorial Basketball Hall-of-Famers as well. His 41 over his first two years at UC trail only Ed Jucker, who won national titles in 1961 and 1962, for most at the school, and he has won 20-plus games in six of his last seven seasons.

CINCINNATI SEASON SUMMARIES

Cincinnati's 2024-25 season saw 19 wins, including an 18-point victory over Sweet-16 BYU. The Bearcats also defeated Xavier in the Crosstown Shootout and blew out Georgia Tech on the road, the program's ninth-straight win over the ACC. Sophomore Jizzle James earned All-Big 12 Honorable Mention accolades. Miller and the staff signed Shon Abaev and Keyshawn Tillery for the 2025-26 season. Abaev became the first McDonald's All-American to sign with UC since Lance Stephenson in 2009 and eighth overall, as well as the 12th to suit up for the Bearcats, which included Dillon Mitchell in 2024-25.

The 2023-24 season saw Cincinnati rattle off four ranked wins out of 22 overall in its first Big 12 campaign. The last of those was a 72-52 win over No. 16 Kansas in the Big 12 Tournament, with the others against No. 12 BYU, No. 15 Texas Tech (both on road) and No. 19 TCU. Dan Skillings Jr. and Aziz Bandaogo gained All-Big 12 Honorable Mention accolades, while John Newman III made the All-Defensive Team. Cincinnati advanced to the NIT Quarterfinals and were 37th in the NET.

Cincinnati's 2022-23 squad claimed its 40th, 20-win season while returning to the postseason with a trip to the NIT Quarterfinals, highlighted by an 81-72 first-round win over Virginia Tech. Cincinnati also improved its league-win total by four games. Miller's squad finished in the top-30 for turnovers for the second-straight season after coming in below 267 the previous two. UC's 77.1 ppg marked its highest since 2001-02 and up 7.7 from Miller's first year. Landers Nolley II produced career-highs in every category en route to First-Team honors, while David DelJulius made the Third-Team for the second-straight year as he finished third nationally in assist-turnover ratio and third in

UC single-season history with 192 assists. Cincinnati also broke its three-point records in each of his first two seasons.

The 2021-22 season saw Miller become the first UC coach to start his tenure 5-0, and the fifth win was a 71-51 dismantling of No. 14 Illinois in Kansas City. It marked the Bearcats' largest margin-of-victory over a ranked opponent since 2011. DelJulius earned Third-Team All-AAC honors as well. The team improved in many categories following its 12-11 campaign the year before, including its national rankings in turnovers per game (27 from 267) and field-goal defense (35 from 186) among many others. Not only that, UC set a program record in the fall semester with a 3.484 GPA, seeing nine student-athletes earn Dean's List accolades as well.

ALL-CONFERENCE SELECTIONS

Miller has coached 24 All-Conference players over his career, including the below five from Cincinnati. UNCG's Isaiah Miller was a repeat Southern Conference Player of the Year in 2020 and 2021, while Tevon Saddler (2014) and Keyshaun Langley (2020) earned Freshman of the Year honors.

2024: Dan Skillings and Aziz Bandaogo (Big 12)

2023: Landers Nolley II and David DelJulius (AAC)

2022: David DelJulius (AAC)

NATIONALLY-PRAISED

Regarded as one of the top young coaches in college basketball, Miller built UNC Greensboro into perennial championship and NCAA Tournament contenders, was named as ESPN.com's No. 1 Coach Under 40 in May 2020 and also was tabbed for The Athletic's 40 Under 40 list a year ago. His 185-career wins going into the 2021-22 season also put him in the national lead for coaches under 40, ahead of LSU's Will Wade (177) and New Mexico's Richard Pitino (159).

Miller's collegiate head coach and mentor Roy Williams had high praise for his former player.

"Wes Miller is one of the most outstanding young coaches in our game and what he did at UNC Greensboro makes me believe he is THE most outstanding. As a player at North Carolina he came closer to reaching his full potential than any player I've ever coached. His energy, his determination, his intelligence and his care for young people convinces me that he will continue at that level. I am so happy for him and the University of Cincinnati Basketball program and I look forward to being in the stands!"

AT UNCG

The Spartans' all-time winningest head coach, Miller totaled 185 wins in 10 seasons with four Southern Conference Regular-Season Championships. Over the last five years, UNCG has five-straight 20-win seasons, two NCAA Tournament appearances, two NIT appearances, two Southern Conference Tournament Championships, 125 wins and 70-20 record in conference play.

- UNCG won 21 games during the 2020-21 season along with the SoCon regular season and tournament championship and earned its second NCAA Tournament appearance in four years.
- The Spartans won 20 or more games in each of the last five seasons, including a program record 29 in 2018-19. Miller led UNCG to NCAA Tournament appearances in 2017-18 and 2020-21.

MILLER'S YEARLY COACHING RECORD

SEASON	SCHOOL (CONF.)	OVERALL	LEAGUE (FINISH)	LEAGUE TOURNAMENT	POSTSEASON
2011-12	UNC Greensboro (SoCon)	11-11	10-8 (First, North)	Semifinals	
2012-13	UNC Greensboro (SoCon)	9-22	6-12 (Sixth, North)	Quarterfinals	
2013-14	UNC Greensboro (SoCon)	14-18	7-9 (Sixth)	First Round	
2014-15	UNC Greensboro (SoCon)	11-22	6-12 (Ninth)	Quarterfinals	
2015-16	UNC Greensboro (SoCon)	15-19	10-8 (Sixth)	Quarterfinals	CBI Quarterfinals
2016-17	UNC Greensboro (SoCon)	25-10	14-4 (First)	Runner-Up	NIT First Round
2017-18	UNC Greensboro (SoCon)	27-8	15-3 (First)	Champion	NCAA First Round
2018-19	UNC Greensboro (SoCon)	29-7	15-3 (Second)	Runner-Up	NIT Second Round
2019-20	UNC Greensboro (SoCon)	23-9	13-5 (Third)	Quarterfinals	
2020-21	UNC Greensboro (SoCon)	21-9	13-5 (First)	Champion	NCAA First Round
2021-22	Cincinnati (AAC)	18-15	7-11 (Eighth)	Quarterfinals	
2022-23	Cincinnati (AAC)	23-13	11-7 (Fourth)	Semifinals	NIT Quarterfinals
2023-24	Cincinnati (Big 12)	22-15	7-11 (11th)	Quarterfinals	NIT Quarterfinals
2024-25	Cincinnati (Big 12)	19-16	7-13 (13th)	Second Round	College Basketball Crown
2025-26	Cincinnati (Big 12)	6-4	0-0	-	-
Head Coaching Totals		273-198	141-111		

PLAYING DAYS

- In three seasons as a player at North Carolina under Coach Williams, Miller helped the Tar Heels to the national championship in 2005, two Atlantic Coast Conference regular-season championships and one ACC Tournament title.
- He was team captain as a senior in 2006-07, leading UNC to 31 wins and the NCAA Elite 8 as well as the ACC regular-season and tournament titles, and a final No. 3 national ranking.
- A fan favorite at UNC, Miller authored a book entitled The Road to Blue Heaven, which was published as a diary of his experiences as a North Carolina basketball player.
- In addition to his success on the floor, Miller excelled off the court, earning ACC

Academic Honor Roll recognition and the UNC Athletic Director's Scholar Athlete-Award. He earned his degree in political science from North Carolina in 2007.

- Upon his graduation from North Carolina, Miller played one season of professional basketball for the London Capitals of the British Basketball League, where he averaged 19.6 points per game to rank eighth in the league.
- Miller was a prep standout at the New Hampton School in New Hampshire. He earned a scholarship to James Madison, where he played one season before transferring to North Carolina to become a walk-on for Coach Williams' squad.

MILLER'S RECORD AGAINST ALL OPPONENTS

Opponent	Record	Duquense	0-1	James Madison	1-0	North Alabama	1-0	UCF	5-3
Appalachian State	5-2	East Carolina	4-5	Johnson & Wales	1-0	North Carolina	0-3	UIC	1-0
Alabama A&M	1-0	Eastern Kentucky	1-0	Kansas	1-3	North Carolina Wesleyan	1-0	UNC-Asheville	1-1
Alabama State	1-0	Eastern Michigan	0-2	Kansas State	1-2	Northern Kentucky	3-1	UNC-Wilmington	2-2
Arizona	0-2	Elon	2-8	Kennesaw State	1-0	Ohio	0-1	USC Upstate	1-0
Arizona State	1-0	ETSU	9-8	Kentucky	0-1	Ohio State	0-1	Utah	1-1
Arkansas	0-1	Eastern Washington	1-0	La Salle	1-0	Oklahoma	0-1	Utah Valley	0-2
Arkansas-Pine Bluff	1-0	Evansville	1-0	Lees-McRae	1-0	Oklahoma State	1-2	VCU	0-1
Ashland	1-0	Ferrum	1-0	Liberty	2-0	Prairie View A&M	1-0	Vermont	1-0
Averett	1-0	Florida A&M	1-0	Lipscomb	0-1	Presbyterian	3-2	Villanova	0-1
Baylor	1-3	Florida Gulf Coast	1-0	Little Rock	1-0	Purdue Fort-Wayne	0-1	Virginia	0-2
Belmont Abbey	2-0	Florida State	0-1	Longwood	1-1	Radford	2-0	Virginia Tech	2-1
Bradley	1-0	Furman	11-9	Louisiana Tech	2-0	Richmond	0-1	VMI	12-2
Bryant	3-0	Georgetown	1-1	Louisville	1-1	Rutgers	0-2	West Virginia	2-3
BYU	2-1	Georgia	1-1	LSU	0-1	Samford	17-4	Western Carolina	12-9
Campbell	1-0	Georgia State	1-0	Mars Hill	2-0	San Diego	0-1	Wichita State	3-0
Chaminade	1-0	Georgia Southern	1-3	Memphis	0-4	San Francisco	1-0	William Peace	1-0
Chattanooga	14-8	Georgia Tech	2-0	Mercer	11-4	South Florida	3-1	Winston-Salem	1-0
Chowan	3-0	Gonzaga	0-1	Merrimack	1-0	SMU	3-1	Winthrop	0-1
Citadel	20-2	Grambling	1-0	Miami (FL)	0-1	Southeastern Louisiana	1-0	Wofford	10-12
Claflin	1-0	Greensboro College	4-0	Miami (Ohio)	2-0	Southern Wesleyan	1-0	Xavier	1-4
Clemson	0-0	High Point	1-4	Monmouth	0-1	Stetson	2-0	Youngstown State	0-1
College of Charleston	2-1	Hofstra	1-0	Montana State	0-1	Syracuse	0-1		
Colorado	1-0	Houston	0-9	Morehead State	1-0	Tarleton State	1-0		
Coppin State	1-1	Houston Baptist	1-0	Mount St. Mary's	1-0	TCU	2-1		
Davidson	0-4	Howard	2-0	Navy	1-1	Temple	2-3		
Dayton	2-1	Illinois	1-0	Nicholls	1-0	Tennessee Tech	2-0		
Delaware	2-0	Iowa State	0-3	NIIT	2-0	Texas	0-1		
DePaul	1-0	Indiana	0-1	North Carolina A&T	4-2	Texas Tech	1-1		
Detroit Mercy	2-0	Indiana State	0-1	North Dakota State	1-0	Tulane	1-2		
Duke	0-1	Jacksonville	1-0	Norfolk State	1-0	Tulsa	2-1		

STARTING BEARCATS

Western Carolina	Thomas	Kriisa	Abaev	Miller	Thiam
Georgia State	Thomas	Kriisa	Abaev	Miller	Thiam
Dayton	Thomas	Kriisa	Abaev	Miller	Thiam
Mount St. Mary's	Thomas	Kriisa	Abaev	Miller	Thiam
Louisville	Thomas	Kriisa	Abaev	Miller	Thiam
NIIT	Thomas	Kriisa	Abaev	Celestine	Thiam
Eastern Michigan	Thomas	Kriisa	Abaev	McKinley	Thiam
Tarleton State	Thomas	Kriisa	Abaev	Miller	Thiam
Xavier	Thomas	Kriisa	Abaev	Miller	Thiam
Georgia	Thomas	Kriisa	Abaev	Miller	Thiam
Alabama State					
Clemson					
Lipscomb					
Houston					
West Virginia					
UCF					
Colorado					
Iowa State					
Arizona					
Arizona State					
Baylor					
Houston					
West Virginia					
UCF					
Kansas State					
Utah					
Kansas					
Texas Tech					
Oklahoma State					
BYU					
TCU					
Bold=Home					

2025-26 TV ROSTER



BRYSON BUCKINGHAM
G • 6-2 • 180 • FR
Edmond, Okla.



DAY DAY THOMAS
G • 6-1 • 190 • GR
Bishopville, S.C.



JALEN HAYNES
F • 6-8 • 250 • GR.
Ft. Lauderdale, Fla.




SENCIRE HARRIS
G • 6-4 • 180 • JR
Canton, Ohio



KEYSHUAN TILLERY
G • 6-1 • 190 • FR
Albany, N.Y.



SHON ABAEV
G • 6-8 • 210 • FR
Broward County, Fla.



KERR KRIISA
G • 6-3 • 185 • GR
Vissu Kula, Estonia



GRANT DARBYSHIRE
G • 6-2 • 190 • GR
Cincinnati, Ohio



LUCAS ATAURI
F • 6-5 • 205 • FR
Campinas, Brazil



JORDI RODRIGUEZ
G • 6-6 • 195 • FR
Barcelona, Spain



BABA MILLER
F • 6-11 • 225 • SR
Mallorca, Spain



TYLER MCKINLEY
F • 6-9 • 245 • R-FR
Cincinnati, Ohio




JALEN CELESTINE
F • 6-7 • 220 • GR
Ajax, Ontario



MOUSTAPHA THIAM
C • 7-2 • 250 • SO
Dakar, Senegal



HALVINE DZELLAT
F • 6-10 • 240 • SO
Blois, France



WES MILLER
Head Coach
Fifth Season



CHAD DOLLAR
Assoc. Head Coach
Fifth Season



ANDRE MORGAN
Assistant Coach
Fifth Season



MAMADOU N'DIAYE
Assistant Coach
First Season



TIM BUCKLEY
Assistant Coach
Second Season



JAYLEN STOWE
Assistant Coach
Second Season



BILL COMAR
Chief of Staff
Second Season



KELLY PETERS
Asst. to Head Coach
First Season



COREY EVANS
General Manager
First Season



#0 BRYSON BUCKINGHAM

GUARD • 6-2 • 180 • FRESHMAN • EDMOND, OKLA. (LINK ACADEMY)

PRIOR TO UC

- Played one postgrad year at Link Academy (Mo.).
- Averaged 19.8 points, 7.1 rebounds, 2.4 assists and 1.8 steals in 27 games as a senior at Casady School (Okla.).
- Named honorable mention All-Oklahoma in 2024.

2025-26 (FRESHMAN)

Opponent	Min	FG-FGA	3FG-FGA	FT-FTA	Off-Def-Tot	PF	A	TO	Blk	Stl	Pts
Western Carolina				DNP							
Georgia State				DNP							
Dayton				DNP							
Mount St. Mary's				DNP							
#6 Louisville				DNP							
NIJT				DNP							
Eastern Michigan				DNP							
Tarleton State				DNP							
Xavier				DNP							
Georgia				DNP							
Alabama State											
Clemson											
Lipscomb											
Houston											
West Virginia											
UCF											
Colorado											
Iowa State											
Arizona											
Arizona State											
Baylor											
Houston											
West Virginia											
UCF											
Kansas State											
Utah											
Kansas											
Texas Tech											
Oklahoma State											
BYU											
TCU											



SEASON & CAREER STATISTICS

2025-26 SEASON	CAREER
-	Pts
-	FG Made
-	FG Atts
-	3PT-FG Made
-	3PT-FG Atts
-	FT Made
-	FT Atts
-	Rebs
-	Assts
-	Stls
-	Blks
-	Mins

MISCELLANEOUS STATISTICS

CATEGORY	2025-26	CAREER
Double-Figure Scoring Games	-	-
Double-Figure Rebounding Games	-	-
Double-Double Games	-	-
20-Point Scoring Games	-	-
Games Led UC in Scoring	-	-
Games Led UC in Rebounding	-	-
Games Led UC in Assists	-	-
Games With 3+ Assists	-	-
Games With 3+ Blocks	-	-
Games With 3+ Steals	-	-
Games With 3+ Three-Pointers	-	-

CAREER STATISTICS

		TOTAL		3-PTERS		REBOUNDS									
YEAR	GP-GS	MIN-AVG	FG-FGA	PCT	FG-FGA	PCT	FT-FTA	PCT	OFF-DEF-TOT	AVG	PF-FO	AST	TO	BLK	STL PTS-AVG
2025-26															
TOTALS															



#1 DAY DAY THOMAS

GUARD • 6-1 • 190 • GRAD • BISHOPVILLE, S.C. (KILGORE COLLEGE)

2025-26 (GRAD)

- Season-high 20 points came in home win against Dayton, as he went a career best 12-for-12 from the charity stripe.
- Had an impressive all around performance against Mount St. Mary's, pouring in 16 points, as well as dishing out five assists and hauling in against five boards.
- Scored in double figures in seven games, while being the leading scorer in four.
- Tied a career high two rejections against Eastern Michigan.
- Has knocked down at least four 3-pointers on three occasions.
- Distributed four of more assists in seven matchups.
- Commanded the offense against Tarleton St., tallying 19 points, six dimes and five rebounds.

2025-26 (GRAD)

Opponent	Min	FG-FGA	3FG-FGA	FT-FTA	Off-Def-Tot	PF	A	TO	Blk	Stl	Pts
Western Carolina	27	3-11	2-5	0-0	3-0-3	0	3	4	2	1	8
Georgia State	27	4-10	4-7	0-0	2-1-3	3	4	0	0	2	12
Dayton	32	3-6	2-3	12-12	1-2-3	3	4	3	1	0	20
Mount St. Mary's	26	4-6	3-3	5-6	0-5-5	3	5	2	0	1	16
#6 Louisville	35	3-14	2-6	4-4	1-3-4	4	6	3	1	0	12
NIIT	25	2-4	2-4	0-0	1-2-3	2	5	0	0	1	6
Eastern Michigan	36	5-13	4-9	3-3	2-3-5	1	2	2	2	1	17
Tarleton State	33	6-14	5-11	2-3	0-5-5	3	6	2	0	0	19
Xavier	28	6-13	3-7	0-0	0-3-3	3	3	1	0	0	15
Georgia	23	1-7	0-4	6-6	1-4-5	5	4	1	0	2	8
Alabama State											
Clemson											
Lipscomb											
Houston											
West Virginia											
UCF											
Colorado											
Iowa State											
Arizona											
Arizona State											
Baylor											
Houston											
West Virginia											
UCF											
Kansas State											
Utah											
Kansas											
Texas Tech											
Oklahoma State											
BYU											
TCU											



SEASON & CAREER STATISTICS

2025-26 SEASON			CAREER	
20 vs. Dayton, 11/11/25	Pts		29 vs. WVU, 3/12/24^	
6, 2x, last at Xavier, 12/5/25	FG Made		10 vs. WVU, 3/12/24^	
14, 2x, last vs. Tarleton State, 12/1/25	FG Atts		18 vs. WVU, 3/12/24^	
5 vs. Tarleton State, 12/1/25	3PT-FG Made		7 vs. WVU, 3/12/24^	
11 vs. Tarleton State, 12/1/25	3PT-FG Atts	11 vs. Tarleton State, 12/1/25		
12 vs. Dayton, 11/11/25	FT Made		12 vs. Dayton, 11/11/25	
12 vs. Dayton, 11/11/25	FT Atts		12 vs. Dayton, 11/11/25	
5, 4x, last at Georgia, 12/13/25	Rebs		6, 2x, last vs. WVU, 3/9/24^	
6, 2x, last vs. Tarleton State, 12/1/25	Assts		8 vs. San Francisco, 3/20/24	
2, 2x last at Georgia, 12/13/25	Stls		7 vs. DePaul, 4/1/25	
2, 2x, last vs. EMU, 11/26/25	Blks		2, 4x, last vs. EMU, 11/26/25	
36 vs. EMU, 11/26/25	Mins		36 vs. EMU, 11/26/25	

^ Big 12 Championships

MISCELLANEOUS STATISTICS

CATEGORY	2023-24	2024-25	2025-26	CAREER
Double-Figure Scoring Games	14	15	7	36
Double-Figure Rebounding Games	0	0	0	0
Double-Double Games	0	0	0	0
20-Point Scoring Games	3	2	1	6
Games Led UC in Scoring	2	6	4	12
Games Led UC in Rebounding	0	0	0	0
Games Led UC in Assists	16	7	5	28
Games With 3+ Assists	21	15	8	44
Games With 3+ Blocks	0	0	0	0
Games With 3+ Steals	9	7	0	16
Games With 3+ Three-Pointers	2	4	5	10

CAREER STATISTICS

				Field Goals		3-Point		F-Throws		Rebounds									Scoring	
SEASON	TEAM	GP-GS	MIN/AVG	FG-FGA	FG%	3FG-3FGA	3FG%	FT-FTA	FT%	OFF	DEF	TOT	AVG	PF-FO	A	TO	BLK	STL	PTS	AVG
2023-24	UC	35-35	933/26.7	134-345	.388	35-125	.280	60-74	.811	13	71	84	2.4	67-3	116	74	6	61	363	10.4
2024-25	UC	32-15	814/25.4	122-296	.412	45-112	.402	36-47	.766	24	62	86	2.7	66-0	85	57	6	56	325	10.2
2025-26	UC	10-10	293/29.3	37-98	.378	27-59	.458	32-34	.941	11	28	39	3.9	27-1	42	18	6	8	133	13.3
TOTAL		77-60	2040/26.5	293-739	.396	107-296	.361	128-155	.826	48	161	209	2.7	160-4	243	149	18	125	821	10.7



#3 JALEN HAYNES

FORWARD • 6-8 • 250 • GRAD • FT. LAUDERDALE, FLA. (GEORGE MASON)

PRIOR TO UC

- Played one season at George Mason following a redshirt year after competing at East Tennessee State and Virginia Tech for one season each.

AT GEORGE MASON (2024-25)

- 2024-25: Named to All-Atlantic 10 First Team.
- NABC All-District First Team.
- A-10 All-Tournament Team (21.0 ppg, 6.7 rpg, 3.0 apg, 1.3 spg, 52.2 FG%).
- Averaged 15 points, 7.2 rebounds, 1.7 assists and 1.5 blocks per game.
- Ranked second in the Atlantic 10 and 39th nationally in field goal percentage (.554).
- Fifth in the conference in double-doubles ⑤ and free throw attempts (187).
- Averaged 14.0 points per game in conference play to lead the Patriots.
- Scored in double figures in 26 games and reached 20 or more points seven times.
- Contributed a team-high 18 points and seven rebounds at fifth-ranked Duke.
- Hauled in a season-high 16 rebounds in a victory over Mount St. Mary's.
- Dropped a season-high 25 points in a win over Fordham.
- Dished out a season-high six assists versus Saint Joseph's.
- In the Atlantic 10 tournament, scored a game-high 24 points on 10-of-17 shooting against George Washington in the quarterfinals.
- Had 22 points, seven rebounds and six assists in the semifinals against Saint Joseph's.
- Led the team with 17 points and eight rebounds in the championship game against VCU.
- Contributed 14 points in the NIT first-round victory over Samford.



SEASON & CAREER STATISTICS

2025-26 SEASON

CAREER

-	Pts	27 at Mercer, 1/25/23
-	FG Made	12 vs. UNC Asheville, 12/3/24
-	FG Atts	20 vs. Fordham, 2/26/25
-	3PT-FG Made	1, 6×, last vs. VCU, 3/16/25
-	3PT-FG Atts	3, 2×, last vs. Furman, 1/7/23
-	FT Made	9, 5×, last vs. Fordham, 2/26/25
-	FT Atts	14 at UNC Greensboro, 2/7/23
-	Rebs	16 vs. Mount St. Mary's, 12/28/24
-	Assists	6 vs. Saint Joseph's, 3/15/25
-	Stls	3 at George Washington, 2/5/25
-	Blks	4 at Mercer, 1/25/23
-	Mins	40 at Saint Louis, 2/11/25

MISCELLANEOUS STATISTICS

CATEGORY	21-22	22-23	24-25	25-26	CAREER
Double-Figure Scoring Games	0	23	28	-	51
Double-Figure Rebounding Games	0	4	6	-	10
Double-Double Games	0	4	5	-	9
20-Point Scoring Games	0	8	7	-	15
Games Led UC in Scoring	0	-	-	-	-
Games Led UC in Rebounding	0	-	-	-	-
Games Led UC in Assists	0	-	-	-	-
Games With 3+ Assists	0	5	5	-	10
Games With 3+ Blocks	0	3	2	-	5
Games With 3+ Steals	0	0	1	-	1
Games With 3+ Three-Pointers	0	0	0	-	0

CAREER STATISTICS

				Field Goals		3-Point		F-Throws		Rebounds										Scoring	
SEASON	TEAM	GP-GS	MIN/AVG	FG-FGA	FG%	3FG-3FGA	3FG%	FT-FTA	FT%	OFF	DEF	TOT	AVG	PF-FO	A	TO	BLK	STL	PTS	AVG	
2021-22	VT	9-0	25/2.7	3-7	.429	0-0	.000	1-3	.333	3	2	5	0.6	2-0	0	2	0	0	7	0.8	
2022-23	ETSU	32-31	917/28.7	176-306	.575	3-21	.143	111-174	.638	84	122	206	6.4	106-2	47	78	21	14	466	14.6	
2024-25	GMU	36-36	925/25.7	195-352	.554	3-17	.176	113-187	.604	71	179	250	6.9	103-5	50	90	23	27	506	14.1	
TOTAL FOR UC		0-0	0/0.0	0-0	.000	0-0	.000	0-0	.000	0	0	0	0.0	0-0	0	0	0	0	0	0.0	
TOTAL		77-67	1867/24.2	374-665	.562	6-38	.158	225-364	.618	158	303	461	6.0	211-7	97	170	44	41	979	12.7	



#5 SENCIRE HARRIS

GUARD • 6-4 • 180 • JUNIOR • CANTON, OHIO (WEST VIRGINIA)

2025-26 (JUNIOR)

- Swiped a season-high three steals against Western Carolina.
- Scored eight points and snagged five rebounds against Dayton and Mount St. Mary's.
- Tied a career high five assists against NJIT.
- Poured in a season-high 12 points against NJIT.

2025-26 (JUNIOR)

Opponent	Min	FG-FGA	3FG-FGA	FT-FTA	Off-Def-Tot	PF	A	TO	Blk	Stl	Pts
Western Carolina	9	1-1	0-0	4-6	0-0-0	3	2	0	0	3	6
Georgia State	15	3-4	0-1	3-3	1-1-2	5	0	1	0	2	9
Dayton	18	1-6	0-1	6-8	1-4-5	3	2	2	0	1	8
Mount St. Mary's	22	3-8	0-1	2-4	1-4-5	0	1	1	0	0	8
#6 Louisville	20	4-7	0-0	1-1	0-3-3	2	1	1	1	1	9
NJIT	20	4-7	1-2	3-7	2-0-2	2	5	1	0	2	12
Eastern Michigan	27	5-10	0-1	2-3	3-0-3	4	0	3	0	2	12
Tarleton State	26	2-6	1-4	1-2	1-2-3	1	1	1	0	2	6
Xavier	17	0-6	0-1	2-4	2-1-3	3	2	0	0	1	2
Georgia	20	2-6	0-0	2-4	0-2-2	2	3	1	1	1	6
Alabama State											
Clemson											
Lipscomb											
Houston											
West Virginia											
UCF											
Colorado											
Iowa State											
Arizona											
Arizona State											
Baylor											
Houston											
West Virginia											
UCF											
Kansas State											
Utah											
Kansas											
Texas Tech											
Oklahoma State											
BYU											
TCU											



SEASON & CAREER STATISTICS

2025-26 SEASON				CAREER			
12, 2×, last vs. EMU, 11/26/25	Pts			13 vs. TCU, 2/25/25			
5 vs. EMU, 11/26/25	FG Made			6 at Kansas St., 1/25/25			
10 vs. EMU, 11/26/25	FG Atts			12 at Kansas St., 1/25/25			
1, 2×, last vs. Tarleton St., 12/1/25	3PT-FG Made			2, 5×, last vs. Arizona, 1/7/25			
4 vs. Tarleton St., 12/1/25	3PT-FG Atts			6 vs. Oklahoma St., 1/4/25			
6 vs. Dayton, 11/11/25	FT Made			6, 2×, last vs. Dayton, 11/11/25			
8 vs. Dayton, 11/11/25	FT Atts			8 vs. Dayton, 11/11/25			
5, 2×, last vs. Mount St. Mary's, 11/16/25	Rebs			9, 2×, last at Kansas St., 1/25/25			
5 vs. NJIT, 11/24/25	Assists			5, 2×, last vs. NJIT, 11/24/25			
3 vs. Western Carolina, 11/3/25	Stls			4, 2×, last at Cincinnati, 2/2/25			
1 vs. Louisville, 11/21/25	Blks			3 vs. Robert Morris, 11/4/24			
27 vs. EMU, 11/26/25	Mins			41 vs. Gonzaga, 11/27/24			

MISCELLANEOUS STATISTICS

CATEGORY	2022-23	2024-26	2025-26	CAREER
Double-Figure Scoring Games	2	3	2	7
Double-Figure Rebounding Games	0	0	0	0
Double-Double Games	0	0	0	0
20-Point Scoring Games	0	0	0	0
Games Led UC in Scoring	-	-	0	0
Games Led UC in Rebounding	-	-	0	0
Games Led UC in Assists	-	-	0	0
Games With 3+ Assists	2	8	2	12
Games With 3+ Blocks	0	1	0	1
Games With 3+ Steals	3	8	1	12
Games With 3+ Three-Pointers	0	0	0	0

CAREER STATISTICS

				Field Goals		3-Point		F-Throws		Rebounds										Scoring	
SEASON	TEAM	GP-GS	MIN/AVG	FG-FGA	FG%	3FG-3FGA	3FG%	FT-FTA	FT%	OFF	DEF	TOT	AVG	PF-FO	A	TO	BLK	STL	PTS	AVG	
2022-23	Illini	33-7	479/14.5	52-121	.430	13-41	.317	4-20	.200	19	49	68	2.1	51-0	29	21	11	27	121	3.7	
2024-25	WVU	32-32	860/26.9	73-184	.397	6-53	.113	36-48	.750	20	116	136	4.3	78-3	51	39	23	54	188	5.9	
2025-26	UC	10-0	195/19.5	25-61	.410	2-11	.182	26-42	.619	11	17	28	2.8	25-1	17	11	2	15	78	7.8	
TOTAL FOR UC		10-0	195/19.5	25-61	.410	2-11	.182	26-42	.619	11	17	28	2.8	25-1	17	11	2	15	78	7.8	
TOTAL		75-39	1534/20.5	150-366	.410	21-105	.200	66-110	.600	50	182	232	3.1	154-4	97	71	36	96	387	5.2	



#7 KEYSHUAN TILLERY

GUARD • 6-1 • 190 • FRESHMAN • ALBANY, N.Y. (NEW HAMPTON SCHOOL)

2025-26 (FRESHMAN)

- Scored five points and claimed three dimes against Western Carolina.
- Contributed nine points on efficient shooting, including 2-of-3 from beyond the arc, and pulled down three rebounds against Mount St. Mary's.
- Netted nine points against NJIT.

PRIOR TO UC

- Ranked as a Top 50 overall recruit nationally and as high as No. 6 among point guards.
- Received 28 scholarship offers from programs including Florida, Kansas, Virginia and Tennessee.
- Played his final prep season at New Hampton School (N.H.), where he averaged 17.0 points, 5.3 rebounds and 6.1 assists per game while shooting 50.7% from the field, 35.3% from three-point range and 85.7% at the free throw line.
- Named 2022 Times Union Large School Boys' Basketball Player of the Year while at Albany Academy.
- Earned NEPSAC Class AAA Player of the Year honors and shared National Prep Player of the Year recognition with Christian Jeffrey of Mt. Zion (Md.) Prep.
- Led New Hampton to a 22-4 record and a runner-up finish at the 2025 NEPSAC Class AAA championship.
- Also competed for the Nike EYBL New York City Rocks.



SEASON & CAREER STATISTICS

2025-26 (FRESHMAN)

Opponent	Min	FG-FGA	3FG-FGA	FT-FTA	Off-Def-Tot	PF	A	TO	Blk	Stl	Pts
Western Carolina	13	2-4	0-1	1-2	0-0-0	0	3	1	0	1	5
Georgia State	9	0-0	0-0	0-0	0-1-0	0	0	0	0	0	0
Dayton	5	0-1	0-0	0-0	0-0-0	0	0	2	0	1	0
Mount St. Mary's	14	3-6	2-3	1-3	0-3-3	1	0	0	0	1	9
#6 Louisville	8	0-2	0-1	0-0	1-1-2	1	1	1	0	0	0
NJIT	19	4-10	1-3	0-1	0-1-1	4	1	3	0	1	9
Eastern Michigan	10	2-4	0-1	0-0	0-1-1	0	2	2	0	0	4
Tarleton State	4	0-0	0-0	0-0	0-1-1	1	1	1	0	0	0
Xavier	5	0-0	0-0	0-0	0-2-2	0	0	1	0	0	0
Georgia	5	0-0	0-0	0-0	0-1-1	1	1	0	1	0	0
Alabama State											
Clemson											
Lipscomb											
Houston											
West Virginia											
UCF											
Colorado											
Iowa State											
Arizona											
Arizona State											
Baylor											
Houston											
West Virginia											
UCF											
Kansas State											
Utah											
Kansas											
Texas Tech											
Oklahoma State											
BYU											
TCU											

2025-26 SEASON

9, 2×, last vs. NJIT, 11/24/25	Pts	9, 2×, last vs. NJIT, 11/24/25
4 vs. NJIT, 11/24/25	FG Made	4 vs. NJIT, 11/24/25
10 vs. NJIT, 11/24/25	FG Atts	10 vs. NJIT, 11/24/25
2 vs. Mount St. Mary's, 11/16/25	3PT-FG Made	2 vs. Mount St. Mary's, 11/16/25
3, 2×, last vs. NJIT, 11/24/25	3PT-FG Atts	3, 2×, last vs. NJIT, 11/24/25
1, 2×, last vs. Mount St. Mary's, 11/16/25	FT Made	1, 2×, last vs. Mount St. Mary's, 11/16/25
3 vs. Mount St. Mary's, 11/16/25	FT Atts	3 vs. Mount St. Mary's, 11/16/25
3 vs. Mount St. Mary's, 11/16/25	Rebs	3 vs. Mount St. Mary's, 11/16/25
3 vs. Western Carolina, 11/3/25	Assists	3 vs. Western Carolina, 11/3/25
1, 3×, last vs. Mount St. Mary's, 11/16/25	Stls	1, 3×, last vs. Mount St. Mary's, 11/16/25
1 at Georgia, 12/13/25	Blks	at Georgia, 12/13/25
19 vs. NJIT, 11/24/25	Mins	19 vs. NJIT, 11/24/25

MISCELLANEOUS STATISTICS

CATEGORY	2025-26	CAREER
Double-Figure Scoring Games	0	0
Double-Figure Rebounding Games	0	0
Double-Double Games	0	0
20-Point Scoring Games	0	0
Games Led UC in Scoring	0	0
Games Led UC in Rebounding	0	0
Games Led UC in Assists	0	0
Games With 3+ Assists	1	1
Games With 3+ Blocks	0	0
Games With 3+ Steals	0	0
Games With 3+ Three-Pointers	0	0

CAREER STATISTICS

				Field Goals		3-Point		F-Throws		Rebounds				Scoring						
SEASON	TEAM	GP-GS	MIN/AVG	FG-FGA	FG%	3FG-3FGA	3FG%	FT-FTA	FT%	OFF	DEF	TOT	AVG	PF-FO	A	TO	BLK	STL	PTS	AVG
2025-26	UC	10-0	94/9.4	11-27	.407	3-9	.333	2-6	.333	1	11	12	1.2	8-0	9	11	1	4	27	2.7
TOTAL		10-0	94/9.4	11-27	.407	3-9	.333	2-6	.333	1	11	12	1.2	8-0	9	11	1	4	27	2.7



#10 SHON ABAEV

GUARD • 6-8 • 210 • FRESHMAN • BROWARD COUNTY, FLA. (CALVARY CHRISTIAN ACADEMY)

2025-26 (FRESHMAN)

- Poured in 18 points in his Bearcat debut, which marked the highest scoring debut by a Bearcat freshman since Sean Kilpatrick netted 21 against Mount St. Mary's on Nov. 15, 2010.
- Scored 14 points and claimed three rebounds in a win over Dayton.
- Had a career day against NJIT, totaling career highs in points (20), rebounds (8), 3-pointers (4) and steals (2).
- Claimed a career-high five offensive rebounds against Tarleton St.
- Scored 16 points against Xavier.
- Has recorded at least seven boards in three games.

PRIOR TO UC

- Ranked a consensus top-30 prospect and Cincinnati's second-highest rated recruit of the 247Sports era, behind only eventual NBA veteran Lance Stephenson
- Earned McDonald's All-American honors.
- Received 26 scholarship offers from programs including Florida, Kansas, Auburn and USC.
- Competed for Calvary Christian Academy, Fear of God Athletics in the Overtime Elite league and SOH Elite on the Under Armour Association Circuit.
- Only the eighth Cincinnati signee to earn McDonald's All-American status.
- Saw 13 minutes of action in the McDonald's All-American game, racking up eight points, one rebound and two steals, while shooting 2-of-3 from beyond the arc and 3-of-4 from the field.



SEASON & CAREER STATISTICS

2025-26 (FRESHMAN)

Opponent	Min	FG-FGA	3FG-FGA	FT-FTA	Off-Def-Tot	PF	A	TO	Blk	Stl	Pts
Western Carolina	24	7-12	2-6	2-2	0-2-2	2	1	2	0	0	18
Georgia State	19	1-6	0-5	2-2	1-1-2	3	2	2	0	0	4
Dayton	18	4-5	2-3	4-8	0-3-3	5	0	3	0	0	14
Mount St. Mary's	21	3-11	0-6	3-5	0-2-2	1	1	1	0	1	9
#6 Louisville	27	4-16	3-11	1-3	0-3-3	1	1	2	0	1	12
NJIT	28	6-13	4-11	4-4	1-7-8	2	3	2	0	2	20
Eastern Michigan	27	2-9	1-7	0-0	1-6-7	3	1	1	1	1	5
Tarleton State	20	4-10	1-4	1-1	5-2-7	2	2	2	0	2	10
Xavier	25	6-12	4-7	0-2	0-3-3	0	2	1	1	0	16
Georgia	24	2-11	1-5	2-4	1-3-4	0	2	4	0	1	7
Alabama State											
Clemson											
Lipscomb											
Houston											
West Virginia											
UCF											
Colorado											
Iowa State											
Arizona											
Arizona State											
Baylor											
Houston											
West Virginia											
UCF											
Kansas State											
Utah											
Kansas											
Texas Tech											
Oklahoma State											
BYU											
TCU											

2025-26 SEASON

	Pts	CAREER
20 vs. NJIT, 11/24/25		20 vs. NJIT, 11/24/25
7 vs. Western Carolina, 11/3/25	FG Made	7 vs. Western Carolina, 11/3/25
16 vs. Louisville, 11/21/25	FG Atts	16 vs. Louisville, 11/21/25
4, 2x, last at Xavier, 12/5/25	3PT-FG Made	4, 2x, last at Xavier, 12/5/25
11, 2x, last vs. NJIT, 11/24/25	3PT-FG Atts	11, 2x, last vs. NJIT, 11/24/25
4, 2x, last vs. NJIT, 11/24/25	FT Made	4, 2x, last vs. NJIT, 11/24/25
8 vs. Dayton, 11/11/25	FT Atts	8 vs. Dayton, 11/11/25
8 vs. NJIT, 11/24/25	Rebs	8 vs. NJIT, 11/24/25
3 vs. NJIT, 11/24/25	Assists	3 vs. NJIT, 11/24/25
2, 2x, last vs. Tarleton St., 12/1/25	Stls	2, 2x, last vs. Tarleton St., 12/1/25
1, 2x last at Xavier, 12/5/25	Blks	1, 2x last at Xavier, 12/5/25
28 vs. NJIT, 11/24/25	Mins	28 vs. NJIT, 11/24/25

MISCELLANEOUS STATISTICS

CATEGORY	2025-26	CAREER
Double-Figure Scoring Games	6	6
Double-Figure Rebounding Games	0	0
Double-Double Games	0	0
20-Point Scoring Games	1	1
Games Led UC in Scoring	4	4
Games Led UC in Rebounding	1	1
Games Led UC in Assists	0	0
Games With 3+ Assists	1	1
Games With 3+ Blocks	0	0
Games With 3+ Steals	0	0
Games With 3+ Three-Pointers	3	3

CAREER STATISTICS

SEASON	TEAM	GP-GS	MIN/AVG	Field Goals		3-Point		F-Throws		Rebounds				Scoring			
				FG-FGA	FG%	3FG-3FGA	3FG%	FT-FTA	FT%	OFF	DEF	TOT	AVG	PF-FO	A	TO	BLK STL
2025-26	UC	10-10	235/23.5	39-105	.371	18-65	.277	19-31	.613	9	32	41	4.1	19-1	15	20	2 8
TOTAL		10-10	235/23.5	39-105	.371	18-65	.277	19-31	.613	9	32	41	4.1	19-1	15	20	2 8



#11 KERR KRIISA

GUARD • 6-3 • 185 • GRAD • VISSU KULA, ESTONIA (KENTUCKY)

2025-26 (GRAD)

- Has dished out four or more assists in five games.
- Drilled six 3-pointers en route to a season-high 20 points against Tarleton St.. It marked his highest scoring output since scoring 25 at Kansas State Feb. 26, 2024, while playing for West Virginia.
- Scored nine points, distributed eight assists and brought in three boards in a victory over Dayton.

PRIOR TO UC

- Spent one season at Kentucky after playing at West Virginia for a year and Arizona for three seasons.



2025-26 (GRAD)

Opponent	Min	FG-FGA	3FG-FGA	FT-FTA	Off-Def-Tot	PF	A	TO	Blk	Stl	Pts
Western Carolina	25	2-4	2-4	0-0	0-3-3	2	4	1	0	0	6
Georgia State	29	2-10	1-7	3-4	0-3-3	0	3	3	0	0	8
Dayton	31	3-7	3-7	0-0	0-3-3	3	8	5	0	0	9
Mount St. Mary's	32	1-9	1-9	0-0	0-1-1	0	5	3	0	0	3
#6 Louisville	25	2-7	2-7	0-0	0-0-0	4	3	2	0	1	6
NIIT	11	2-3	1-1	0-0	0-2-2	0	6	0	0	1	5
Eastern Michigan	30	2-6	2-6	2-2	0-4-4	2	6	2	1	1	8
Tarleton State	30	7-12	6-11	0-0	0-1-1	0	3	1	0	0	20
Xavier	33	2-9	2-9	4-5	0-1-1	2	3	2	0	1	10
Georgia	29	2-8	2-7	0-1	0-1-1	1	3	3	0	0	6
Alabama State											
Clemson											
Lipscomb											
Houston											
West Virginia											
UCF											
Colorado											
Iowa State											
Arizona											
Arizona State											
Baylor											
Houston											
West Virginia											
UCF											
Kansas State											
Utah											
Kansas											
Texas Tech											
Oklahoma State											
BYU											
TCU											

SEASON & CAREER STATISTICS


2025-26 SEASON			CAREER		
20 vs. Tarleton St., 12/1/25	Pts	25 at Kansas St., 2/26/24			
7 vs. Tarleton St., 12/1/25	FG Made	8 at Kansas St., 2/26/24			
12 vs. Tarleton St., 12/1/25	FG Atts	20 at Kansas St., 2/26/24			
6 vs. Tarleton St., 12/1/25	3PT-FG Made	7 at Utah, 2/24/22			
11 vs. Tarleton St., 12/1/25	3PT-FG Atts	15 vs. Massachusetts, 12/16/23			
4 at Xavier, 12/5/25	FT Made	6, 3×, last at Arizona St., 11/17/22			
5 at Xavier, 12/5/25	FT Atts	7 at Arizona St., 12/31/22			
4 vs. EMU, 11/26/25	Rebs	11 vs. Southern Utah, 11/11/22			
8 vs. Dayton, 11/11/25	Assists	12, 2×, last vs. Bucknell, 11/9/24			
1, 4×, last at Xavier, 12/5/25	Stls	4 vs. Michigan, 11/21/21			
1 vs. EMU, 11/26/25	Blks	1, 7×, last vs. Jackson St., 11/22/24			
33 at Xavier, 12/5/25	Mins	39, 2×, last at Kansas St., 2/26/24			

MISCELLANEOUS STATISTICS

CATEGORY	20-21	21-22	22-23	23-24	24-25	25-26	CAREER
Double-Figure Scoring Games	1	15	18	13	0	2	49
Double-Figure Rebounding Games	1	1	-	0	0	0	2
Double-Double Games	0	1	2	1	0	0	4
20-Point Scoring Games	0	2	2	4	0	1	9
Games Led UC in Scoring	-	-	-	-	-	1	1
Games Led UC in Rebounding	-	-	-	-	-	0	0
Games Led UC in Assists	-	-	-	-	-	5	5
Games With 3+ Assists	3	27	27	18	5	10	90
Games With 3+ Blocks	0	0	0	0	0	0	0
Games With 3+ Steals	0	2	1	2	0	0	5
Games With 3+ Three-Pointers	2	14	15	11	0	2	44

CAREER STATISTICS

SEASON	TEAM	GP-GS	MIN/AVG	Field Goals		3-Point		F-Throws		Rebounds				Scoring						
				FG-FGA	FG%	3FG-3FGA	3FG%	FT-FTA	FT%	OFF	DEF	TOT	AVG	PF-FO	A	TO	BLK	STL	PTS	AVG
2020-21	UA	8-5	185/23.1	14-42	.333	14-38	.368	2-2	1.000	1	3	4	0.5	12-0	19	10	0	3	44	5.5
2021-22	UA	33-31	975/29.5	100-287	.348	80-238	.336	40-49	.816	17	67	84	2.5	59-1	155	72	3	19	320	9.7
2022-23	UA	35-34	1090/31.2	109-293	.372	83-227	.366	46-60	.767	12	71	83	2.4	82-2	180	91	1	20	347	9.9
2023-24	WVU	23-23	768/33.4	81-189	.429	61-144	.424	31-40	.775	1	56	57	2.5	58-2	109	67	1	19	254	11.0
2024-25	UK	9-1	157/17.4	12-43	.279	10-38	.263	6-7	.857	6	16	22	2.4	10-0	34	9	2	4	40	4.4
2025-26	UC	10-10	283/28.3	25-75	.333	22-68	.324	9-12	.750	0	19	19	1.9	14-0	44	22	1	4	81	8.1
TOTAL FOR UC		10-10	283/28.3	25-75	.333	22-68	.324	9-12	.750	0	19	19	1.9	14-0	44	22	1	4	81	8.1
TOTAL		118-104	3458/29.3	341-929	.367	270-753	.359	134-170	.788	37	232	269	2.3	235-5	541	271	8	69	1086	9.2



#13 GRANT DARBYSHIRE

GUARD • 6-2 • 190 • GRAD • CINCINNATI, OHIO (KENTUCKY)

PRIOR TO UC

- Spent three seasons at Kentucky.
- Saw action against NJIT and Tarleton State.

AT KENTUCKY (2024-25)

- Received induction into the Frank G. Ham Society of Character, the highest honor a University of Kentucky athlete can achieve.
- Played in two contests as a junior.
- Logged one minute of action in UK's opening NCAA Tournament triumph over Troy.
- Also entered the home finale victory over LSU.

2025-26 (GRAD SEASON)

Opponent	Min	FG-FGA	3FG-FGA	FT-FTA	Off-Def-Tot	PF	A	TO	Blk	Stl	Pts
Western Carolina				DNP							
Georgia State				DNP							
Dayton				DNP							
Mount St. Mary's				DNP							
#6 Louisville				DNP							
NJIT	2	0-1	0-0	0-0	0-0-0	0	0	0	0	0	0
Eastern Michigan				DNP							
Tarleton State	1	0-0	0-0	0-0	0-0-0	0	0	0	0	0	0
Xavier				DNP							
Georgia				DNP							
Alabama State											
Clemson											
Lipscomb											
Houston											
West Virginia											
UCF											
Colorado											
Iowa State											
Arizona											
Arizona State											
Baylor											
Houston											
West Virginia											
UCF											
Kansas State											
Utah											
Kansas											
Texas Tech											
Oklahoma State											
BYU											
TCU											



SEASON & CAREER STATISTICS

2025-26 SEASON	CAREER
-	Pts
-	FG Made
1 vs. NJIT, 11/24/25	FG Atts
-	3PT-FG Made
-	3PT-FG Atts
-	FT Made
-	FT Atts
-	Rebs
-	Assists
-	Stls
-	Blks
2 vs. NJIT, 11/24/25	Mins
-	2 vs. NJIT, 11/24/25

MISCELLANEOUS STATISTICS

CATEGORY	2023-24	2024-25	2025-26	CAREER
Double-Figure Scoring Games	-	-	-	-
Double-Figure Rebounding Games	-	-	-	-
Double-Double Games	-	-	-	-
20-Point Scoring Games	-	-	-	-
Games Led UC in Scoring	-	-	-	-
Games Led UC in Rebounding	-	-	-	-
Games Led UC in Assists	-	-	-	-
Games With 3+ Assists	-	-	-	-
Games With 3+ Blocks	-	-	-	-
Games With 3+ Steals	-	-	-	-
Games With 3+ Three-Pointers	-	-	-	-

CAREER STATISTICS

				Field Goals		3-Point		F-Throws		Rebounds									Scoring	
SEASON	TEAM	GP-GS	MIN/AVG	FG-FGA	FG%	3FG-3FGA	3FG%	FT-FTA	FT%	OFF	DEF	TOT	AVG	PF-FO	A	TO	BLK	STL	PTS	AVG
2023-24	UK	4-0	3/0.7	0-0	.000	0-0	.000	0-0	.000	0	0	0	0.0	0-0	0	0	0	0	0	0.0
2024-25	UK	2-0	1/0.4	0-0	.000	0-0	.000	0-0	.000	0	0	0	0.0	0-0	0	0	0	0	0	0.0
2025-26	UC	2-0	2/1.2	0-1	.000	0-0	.000	0-0	.000	0	0	0	0.0	0-0	0	0	0	0	0	0.0
TOTAL FOR UC		2-0	2/1.2	0-1	.000	0-0	.000	0-0	.000	0	0	0	0.0	0-0	0	0	0	0	0	0.0
TOTAL		8-0	6/0.7	0-1	.000	0-0	.000	0-0	.000	0	0	0	0.0	0-0	0	0	0	0	0	0.0



#14 LUCAS ATAURI

FORWARD • 6-5 • 205 • FRESHMAN • CAMPINAS, BRAZIL

PRIOR TO UC

- Member of Brazilian national team.
- Shot 38% from beyond the arc and 86% from the free-throw line, appearing in 39 contests last season for club team Paulistano.
- Appeared in a pair of games while making his debut for Brazil's senior national team last November, coming off the bench to score eight points in 17 minutes in a 93-67 win over Panama.
- Averaged 11.5 points, 2.8 rebounds and 2.3 assists per contest as Brazil's U-23 national team took gold in the Global Jam U-23 international tournament in Toronto in August 2025.
- Went for 14 points, seven boards and an assist in a 77-73 victory over United States representative Georgetown in the gold-medal game of the event.



2025-26 (FRESHMAN)

Opponent	Min	FG-FGA	3FG-FGA	FT-FTA	Off-Def-Tot	PF	A	TO	Blk	Stl	Pts
Western Carolina				DNP							
Georgia State				DNP							
Dayton				DNP							
Mount St. Mary's				DNP							
#6 Louisville				DNP							
NIIT				DNP							
Eastern Michigan				DNP							
Tarleton State				DNP							
Xavier				DNP							
Georgia				DNP							
Alabama State											
Clemson											
Lipscomb											
Houston											
West Virginia											
UCF											
Colorado											
Iowa State											
Arizona											
Arizona State											
Baylor											
Houston											
West Virginia											
UCF											
Kansas State											
Utah											
Kansas											
Texas Tech											
Oklahoma State											
BYU											
TCU											

SEASON & CAREER STATISTICS

2025-26 SEASON	CAREER
-	Pts
-	FG Made
-	FG Atts
-	3PT-FG Made
-	3PT-FG Atts
-	FT Made
-	FT Atts
-	Rebs
-	Assists
-	Stls
-	Blks
-	Mins

MISCELLANEOUS STATISTICS

CATEGORY	2025-26	CAREER
Double-Figure Scoring Games	-	-
Double-Figure Rebounding Games	-	-
Double-Double Games	-	-
20-Point Scoring Games	-	-
Games Led UC in Scoring	-	-
Games Led UC in Rebounding	-	-
Games Led UC in Assists	-	-
Games With 3+ Assists	-	-
Games With 3+ Blocks	-	-
Games With 3+ Steals	-	-
Games With 3+ Three-Pointers	-	-

CAREER STATISTICS

YEAR	GP-GS	MIN-AVG	TOTAL FG-FGA	PCT	3-PTERS FG-FGA	PCT	FT-FTA	REBOUNDS PCTOFF-DEF-TOT	AVG	PF-FO	AST	TO	BLK	STL	PTS-AVG
2025-26															
TOTALS															



#17 JORDI RODRIGUEZ

GUARD • 6-6 • 195 • FRESHMAN • BARCELONA, SPAIN

2025-26 (FRESHMAN)

- Scored 10 points in his Bearcat debut against Western Carolina.
- Distributed three assists and brought down two rebounds against Georgia State.
- Drained a career-high three 3-pointers against NJIT.

PRIOR TO UC

- Averaged 13.6 points, 2.9 rebounds and 2.6 assists per game while teaming with fellow Bearcat Baba Miller to lead Spain to the championship at the 2023 FIBA U-19 World Cup.
- Shot 40% from 3-point range on his way to All-Tournament Team honors.
- Played 2024-25 season for Grupo Ureta Tizona Burgos and Joventut Badalona in the Spanish ACB and Primera FEB leagues.
- Averaged 8.3 points and 2.7 rebounds per contest while shooting 41.5% from deep.
- Poured in 25 points on 7-of-11 from beyond the arc in a game vs. Obradoiro.



2025-26 (FRESHMAN)

Opponent	Min	FG-FGA	3FG-FGA	FT-FTA	Off-Def-Tot	PF	A	TO	Blk	Stl	Pts
Western Carolina	14	2-4	2-4	4-7	1-0-1	2	2	0	0	0	10
Georgia State	17	1-5	0-4	0-0	0-2-2	2	3	3	0	0	2
Dayton	5	0-0	0-0	0-0	0-0-0	0	0	2	0	0	0
Mount St. Mary's				DNP							
#6 Louisville				DNP							
NJIT	23	3-5	3-4	1-2	1-1-2	0	1	0	0	1	10
Eastern Michigan	8	0-5	0-5	0-0	0-2-2	0	0	0	0	0	0
Tarleton State	1	0-0	0-0	0-0	0-1-1	0	0	0	0	0	0
Xavier				DNP							
Georgia	4	1-2	0-0	1-1	0-0-0	1	0	0	0	0	3
Alabama State											
Clemson											
Lipscomb											
Houston											
West Virginia											
UCF											
Colorado											
Iowa State											
Arizona											
Arizona State											
Baylor											
Houston											
West Virginia											
UCF											
Kansas State											
Utah											
Kansas											
Texas Tech											
Oklahoma State											
BYU											
TCU											

SEASON & CAREER STATISTICS

2025-26 SEASON

10, 2×, last vs. NJIT, 11/24/25	Pts	10, 2×, last vs. NJIT, 11/24/25
3 vs. NJIT, 11/24/25	FG Made	3 vs. NJIT, 11/24/25
5, 2×, last vs. NJIT, 11/24/25	FG Atts	5, 2×, last vs. NJIT, 11/24/25
3 vs. NJIT, 11/24/25	3PT-FG Made	3 vs. NJIT, 11/24/25
5 vs. EMU, 11/26/25	3PT-FG Atts	5 vs. EMU, 11/26/25
4 vs. Western Carolina, 11/3/25	FT Made	4 vs. Western Carolina, 11/3/25
7 vs. Western Carolina, 11/3/25	FT Atts	7 vs. Western Carolina, 11/3/25
2, 3×, last vs. EMU, 11/26/25	Rebs	2, 3×, last vs. EMU, 11/26/25
3 vs. Georgia St., 11/7/25	Assts	3 vs. Georgia St., 11/7/25
1 vs. NJIT, 11/24/25	Stls	1 vs. NJIT, 11/24/25
-	Blks	-
23 vs. NJIT, 11/24/25	Mins	23 vs. NJIT, 11/24/25

CAREER

MISCELLANEOUS STATISTICS

CATEGORY	2025-26	CAREER
Double-Figure Scoring Games	2	2
Double-Figure Rebounding Games	0	0
Double-Double Games	0	0
20-Point Scoring Games	0	0
Games Led UC in Scoring	0	0
Games Led UC in Rebounding	0	0
Games Led UC in Assists	0	0
Games With 3+ Assists	1	1
Games With 3+ Blocks	0	0
Games With 3+ Steals	0	0
Games With 3+ Three-Pointers	1	1

CAREER STATISTICS

				Field Goals		3-Point		F-Throws		Rebounds									Scoring	
SEASON	TEAM	GP-GS	MIN/AVG	FG-FGA	FG%	3FG-3FGA	3FG%	FT-FTA	FT%	OFF	DEF	TOT	AVG	PF-FO	A	TO	BLK	STL	PTS	AVG
2025-26	UC	7-0	73/10.5	7-21	.333	5-17	.294	6-10	.600	2	6	8	1.1	5-0	6	5	0	1	25	3.6
TOTAL		7-0	73/10.5	7-21	.333	5-17	.294	6-10	.600	2	6	8	1.1	5-0	6	5	0	1	25	3.6



#18 BABA MILLER

FORWARD • 6-11 • 225 • SENIOR • MALLORCA, SPAIN (FLORIDA ATLANTIC)

2025-26 (SENIOR)

- Named to Big 12 Starting five alongside Arizona's Koa Peat, Texas Tech's Christian Anderson, BYU's AJ Dybantsa and Kansas' Darryn Peterson Nov. 10 after his impressive performance against Western Carolina.
- During the face off against Western Carolina, he netted 18 points (7-of-9) and secured 10 boards.
- Leads the team in double-doubles with five.
- Opened the season with back-to-back double-doubles to become the first Bearcat with consecutive double-doubles to open a season since Bobby Brannen during the 1997-98 campaign.
- Averages a team best 13.3 ppg and at team high 10.6 rpg.
- Dominated versus Georgia State, as he totaled 24 points (8-of-9), 11 rebounds and three blocks.
- Against Georgia St., became the first Bearcat to record at least 24 points, 10 rebounds and three blocks in a game since Eric Hicks accomplished the feat against North Carolina A&T Dec. 30, 2005.
- Tied a career-high four blocks against Mount St. Mary's, while also swiping three steals.
- Brought in a career-high 17 rebounds to go along with 10 points and six assists against Xavier.



SEASON & CAREER STATISTICS

2025-26 (SENIOR)

Opponent	Min	FG-FGA	3FG-FGA	FT-FTA	Off-Def-Tot	PF	A	TO	Blk	Stl	Pts
Western Carolina	23	7-9	0-2	4-6	1-9-10	0	1	1	0	0	18
Georgia State	30	8-9	1-1	7-10	1-10-11	0	1	2	3	1	24
Dayton	31	4-9	0-2	0-4	1-9-10	4	1	4	2	1	8
Mount St. Mary's	33	5-9	0-1	3-4	4-7-11	1	1	1	4	3	13
#6 Louisville	25	3-6	0-1	3-4	3-5-8	0	3	1	1	1	9
NJIT	DNP (lower body injury)										
Eastern Michigan	DNP (lower body injury)										
Tarleton State	29	4-6	0-1	5-7	3-8-11	2	3	7	2	2	13
Xavier	28	3-12	0-4	4-7	3-14-17	4	6	0	1	0	10
Georgia	33	5-7	0-0	1-5	3-4-7	4	2	2	0	1	11
Alabama State											
Clemson											
Lipscomb											
Houston											
West Virginia											
UCF											
Colorado											
Iowa State											
Arizona											
Arizona State											
Baylor											
Houston											
West Virginia											
UCF											
Kansas State											
Utah											
Kansas											
Texas Tech											
Oklahoma State											
BYU											
TCU											

2025-26 SEASON

24 vs. Georgia St., 11/7/25	Pts	25 vs. FGCU, 11/30/24
8 vs. Georgia St., 11/7/25	FG Made	9 vs. FGCU, 11/30/24
12 at Xavier, 12/5/25	FG Atts	13, 3x, last vs. Rice, 1/19/25
1 vs. Georgia St., 11/7/25	3PT-FG Made	5 vs. FGCU, 11/30/24
4 at Xavier, 12/5/25	3PT-FG Atts	7 at South Florida, 3/2/25
7 vs. Georgia St., 11/7/25	FT Made	7 vs. Georgia St., 11/7/25
10 vs. Georgia St., 11/7/25	FT Atts	13 vs. South Florida, 12/9/23
17 at Xavier, 12/5/25	Rebs	17 at Xavier, 12/5/25
6 at Xavier, 12/5/25	Assts	11 vs. UTSA, 1/29/25
3 vs. Mount St. Mary's, 11/16/25	Stls	4 vs. Indiana State, 11/4/24
4 vs. Mount St. Mary's, 11/16/25	Blks	4, 2x, last vs. Mount St. Mary's, 11/16/25
33, 2x, last at Georgia, 12/13/25	Mins	46 at College of Chareleston, 11/15/24

CAREER

MISCELLANEOUS STATISTICS

CATEGORY	22-23	23-24	24-25	25-26	CAREER
Double-Figure Scoring Games	2	8	23	6	37
Double-Figure Rebounding Games	0	2	5	6	13
Double-Double Games	0	1	5	5	11
20-Point Scoring Games	0	0	2	1	3
Games Led UC in Scoring	-	-	-	2	2
Games Led UC in Rebounding	-	-	-	6	6
Games Led UC in Assists	-	-	-	1	1
Games With 3+ Assists	1	5	16	3	25
Games With 3+ Blocks	0	5	9	2	16
Games With 3+ Steals	0	3	3	1	7
Games With 3+ Three-Pointers	1	1	4	0	6

CAREER STATISTICS

SEASON	TEAM	GP-GS	MIN/AVG	Field Goals		3-Point		F-Throws		Rebounds				Scoring						
				FG-FGA	FG%	3FG-3FGA	3FG%	FT-FTA	FT%	OFF	DEF	TOT	AVG	PF-FO	A	TO	BLK	STL	PTS	AVG
2022-23	FSU	15-2	259/17.3	27-57	.474	7-28	.250	3-10	.300	9	46	55	3.7	27-1	12	21	7	6	64	4.3
2023-24	FSU	33-32	818/24.8	92-205	.449	24-82	.293	44-79	.557	39	123	162	4.9	101-4	46	51	37	30	252	7.6
2024-25	FAU	34-34	1020/30.0	141-290	.486	39-114	.342	63-98	.643	51	186	237	7.0	83-1	92	65	58	27	384	11.3
2025-26	UC	8-8	234/29.2	39-67	.582	1-12	.083	27-47	.574	19	66	85	10.6	15-0	18	18	13	9	106	13.3
TOTAL FOR UC		8-8	234/29.2	39-67	.582	1-12	.083	27-47	.574	19	66	85	10.6	15-0	18	18	13	9	106	13.3
TOTAL		90-76	2331/25.9	299-619	.483	71-236	.301	137-234	.585	118	421	539	6.0	226-6	168	155	115	72	806	9.0



#24 TYLER MCKINLEY

FORWARD • 6-9 • 245 • REDSHIRT FRESHMAN • CINCINNATI, OHIO (WINTON WOODS)

2025-26 (REDSHIRT FRESHMAN)

- Impressed all around versus Western Carolina as he totaled two points, five rebounds, two blocks and three steals.
- Scored four points against Dayton and NJIT.

2024-25 (FRESHMAN)

- Suffered season-ending injury in September.



2025-26 (REDSHIRT FRESHMAN)

Opponent	Min	FG-FGA	3FG-FGA	FT-FTA	Off-Def-Tot	PF	A	TO	Blk	Stl	Pts
Western Carolina	15	1-2	0-0	0-0	0-5-5	0	2	0	2	3	2
Georgia State	16	1-3	0-1	0-0	3-1-4	2	1	1	0	0	2
Dayton	13	2-2	0-0	0-0	2-1-3	4	1	0	0	0	4
Mount St. Mary's	3	0-0	0-0	0-0	0-0-0	0	0	1	0	0	0
#6 Louisville	16	1-1	0-0	0-0	2-3-5	2	2	0	0	0	2
NJIT	13	2-3	0-0	0-0	2-1-3	1	1	1	0	0	4
Eastern Michigan	23	1-4	0-0	0-0	0-2-2	5	2	0	1	1	2
Tarleton State	16	1-2	0-0	0-2	4-0-4	1	0	2	0	1	2
Xavier	15	1-2	0-0	0-0	4-0-4	2	0	2	0	0	2
Georgia	10	0-1	0-1	0-0	0-2-2	1	1	1	0	0	0
Alabama State											
Clemson											
Lipscomb											
Houston											
West Virginia											
UCF											
Colorado											
Iowa State											
Arizona											
Arizona State											
Baylor											
Houston											
West Virginia											
UCF											
Kansas State											
Utah											
Kansas											
Texas Tech											
Oklahoma State											
BYU											
TCU											

SEASON & CAREER STATISTICS

2025-26 SEASON		CAREER
4, 2×, last vs. NJIT, 11/24/25	Pts	4, 2×, last vs. NJIT, 11/24/25
2, 2×, last vs. NJIT, 11/24/25	FG Made	2, 2×, vs. NJIT, 11/24/25
4 vs. EMU, 11/26/25	FG Atts	4 vs. EMU, 11/26/25
-	3PT-FG Made	-
1 vs. Georgia St., 11/7/25	3PT-FG Atts	1 vs. Georgia St., 11/7/25
-	FT Made	-
2 vs. Tarleton St., 12/1/25	FT Atts	2 vs. Tarleton St., 12/1/25
5, 2×, last vs. Louisville, 11/21/25	Rebs	5, 2×, last vs. Louisville, 11/21/25
2, 3×, last vs. EMU, 11/26/25	Assts	2, 3×, last vs. EMU, 11/26/25
3 vs. Western Carolina, 11/3/25	Stls	3 vs. Western Carolina, 11/3/25
2 vs. Western Carolina, 11/3/25	Blks	2 vs. Western Carolina, 11/3/25
23 vs. EMU, 11/26/25	Mins	23 vs. EMU, 11/26/25

MISCELLANEOUS STATISTICS

CATEGORY	2024-25	2025-26	CAREER
Double-Figure Scoring Games	-	0	0
Double-Figure Rebounding Games	-	0	0
Double-Double Games	-	0	0
20-Point Scoring Games	-	0	0
Games Led UC in Scoring	-	0	0
Games Led UC in Rebounding	-	0	0
Games Led UC in Assists	-	0	0
Games With 3+ Assists	-	0	0
Games With 3+ Blocks	-	0	0
Games With 3+ Steals	-	1	1
Games With 3+ Three-Pointers	-	0	0

CAREER STATISTICS

				Field Goals		3-Point		F-Throws		Rebounds				Scoring						
SEASON	TEAM	GP-GS	MIN/AVG	FG-FGA	FG%	3FG-3FGA	3FG%	FT-FTA	FT%	OFF	DEF	TOT	AVG	PF-FO	A	TO	BLK	STL	PTS	AVG
2025-26	UC	10-1	142/14.2	10-20	.500	0-2	.000	0-2	.000	17	15	32	3.2	18-1	10	8	3	5	20	2.0
TOTAL		10-1	142/14.2	10-20	.500	0-2	.000	0-2	.000	17	15	32	3.2	18-1	10	8	3	5	20	2.0



#32 JALEN CELESTINE

FORWARD • 6-7 • 220 • GRAD • AJAX, ONTARIO (BAYLOR)

2025-26 (GRAD)

- Notched six points and six rebounds in a win over Dayton.
- Went for 10 points and six boards at Xavier.
- Scored a season high 13 points and two steals against Georgia.

AT BAYLOR (2024-25)

- Appeared in 31 games with 11 starts.
- Posted a season-high 20 points shooting 6-of-9 from the floor and 4-of-4 from the free-throw line against Tarleton.
- Produced 18 points with seven rebounds against K-State.
- Knocked down four of five 3-pointers en route to 14 points against Saint John's
- Delivered 12 points with a season-high four 3-pointers made against Kansas.
- Converted 4-of-5 from the free-throw line en route to 10 points against West Virginia.
- Posted eight points with seven rebounds against Cincinnati.
- Turned in seven points with five rebounds against Kansas State in the Big 12 tournament.
- Collected a season-high eight rebounds with six points against Mississippi State in the NCAA Tournament.
- Secured six rebounds in a season-high 36 minutes played against Texas Tech in the Big 12 quarterfinals.



2025-26 (GRAD)

Opponent	Min	FG-FGA	3FG-FGA	FT-FTA	Off-Def-Tot	PF	A	TO	Blk	Stl	Pts
Western Carolina	13	1-3	1-3	0-0	0-0-0	3	1	0	0	1	3
Georgia State	6	1-4	1-3	0-0	0-1-1	3	1	0	0	0	3
Dayton	18	2-5	2-3	0-1	0-6-6	2	0	1	0	1	6
Mount St. Mary's	13	0-4	0-3	0-0	1-0-1	2	1	0	0	0	0
#6 Louisville	18	1-2	1-2	1-2	1-0-1	2	1	2	1	0	4
NIJT	11	0-6	0-5	2-2	0-1-1	0	1	0	0	0	2
Eastern Michigan	DNP (lower body injury)										
Tarleton State	17	2-5	2-5	0-0	0-1-1	1	0	1	1	1	6
Xavier	23	4-6	2-4	0-2	1-5-6	2	2	1	0	1	10
Georgia	23	5-9	3-7	0-0	0-0-0	3	1	0	1	2	13
Alabama State											
Clemson											
Lipscomb											
Houston											
West Virginia											
UCF											
Colorado											
Iowa State											
Arizona											
Arizona State											
Baylor											
Houston											
West Virginia											
UCF											
Kansas State											
Utah											
Kansas											
Texas Tech											
Oklahoma State											
BYU											
TCU											

SEASON & CAREER STATISTICS

2025-26 SEASON	CAREER	
12 at Georgia, 12/13/25	Pts	21 vs. St. Thomas, 11/06/23
5 at Georgia, 12/13/25	FG Made	7, 2×, last vs. St. Thomas, 11/06/23
9 at Georgia, 12/13/25	FG Atts	12, 2×, last vs. Stanford, 3/13/24
2, 4×, last at Georgia, 12/13/25	3PT-FG Made	4, 6×, last vs. Kansas, 2/1/25
7 at Georgia, 12/13/25	3PT-FG Atts	9, 2×, last vs. Stanford, 3/13/24
2 vs. NIJT, 11/24/25	FT Made	4, 6×, last vs. West Virginia, 2/15/25
2, 3×, last at Xavier, 12/5/25	FT Atts	6 vs. St. Thomas, 11/06/23
6, 2×, last at Xavier, 12/5/25	Rebs	9 vs. Washington St., 1/20/24
2 at Xavier, 12/5/25	Assts	4 at Arizona St., 1/28/21
2 at Georgia, 12/13/25	Stls	5 at Colorado, 2/28/24
1, 3×, last at Georgia, 12/13/25	Blks	2, 4×, last vs. New Orleans, 11/27/24
23, 2×, last at Georgia, 12/13/25	Mins	37 vs. Oregon, 2/24/24

MISCELLANEOUS STATISTICS

CATEGORY	20-21	21-22	22-23	23-24	24-25	25-26	CAREER
Double-Figure Scoring Games	1	8	-	11	9	2	31
Double-Figure Rebounding Games	0	0	-	0	0	0	0
Double-Double Games	0	0	-	0	0	0	0
20-Point Scoring Games	0	1	-	1	1	0	3
Games Led UC in Scoring	-	-	-	-	-	1	1
Games Led UC in Rebounding	-	-	-	-	-	0	0
Games Led UC in Assists	-	-	-	-	-	0	0
Games With 3+ Assists	1	2	-	0	0	0	3
Games With 3+ Blocks	0	0	-	0	0	0	0
Games With 3+ Steals	0	0	-	1	0	0	1
Games With 3+ Three-Pointers	1	2	-	7	6	1	17

CAREER STATISTICS

		Field Goals				3-Point		F-Throws		Rebounds								Scoring		
SEASON	TEAM	GP-GS	MIN/AVG	FG-FGA	FG%	3FG-3FGA	3FG%	FT-FTA	FT%	OFF	DEF	TOT	AVG	PF-FO	A	TO	BLK	STL	PTS	AVG
2020-21	Cal	22-6	282/12.8	21-51	.412	12-29	.414	8-10	.800	13	25	38	1.7	33-1	13	14	3	6	62	2.8
2021-22	Cal	31-16	775/25.0	89-214	.416	30-88	.341	25-31	.806	24	72	96	3.1	74-2	28	32	4	16	233	7.5
2023-24	Cal	27-23	725/26.9	79-175	.451	48-109	.440	28-39	.718	12	75	87	3.2	66-1	23	21	6	20	234	8.7
2024-25	Baylor	31-11	774/25.0	73-192	.380	51-144	.354	22-28	.786	33	77	110	3.5	66-2	24	20	7	18	219	7.1
2025-26	UC	9-1	143/15.9	16-44	.364	12-35	.343	3-7	.429	3	14	17	1.9	18-0	8	5	3	6	47	5.2
TOTAL FOR UC		9-1	143/15.9	16-44	.364	12-35	.343	3-7	.429	3	14	17	1.9	18-0	8	5	3	6	47	5.2
TOTAL		120-57	2699/22.5	278-676	.411	153-405	.378	86-115	.748	85	263	348	2.9	257-6	96	92	23	66	795	6.6



#52 MOUSTAPHA THIAM

CENTER • 7-2 • 250 • SOPHMORE • DAKAR, SENEGAL (UCF)

2025-26 (SOPHMORE)

- Tied a career-high 18 points against Western Carolina.
- Reached double-digit scoring in six games.
- Impressed versus Mount St. Mary's as he tallied 13 points, 10 rebounds and swatted away four shots.
- Has recorded at least three blocks in four contests.
- Recorded 10 points and nine rebounds versus Georgia St.
- Notched a double-double against NJIT with 15 points and 10 boards.

2025-26 (SOPHMORE)

Opponent	Min	FG-FGA	3FG-FGA	FT-FTA	Off-Def-Tot	PF	A	TO	Blk	Stl	Pts
Western Carolina	23	6-7	1-2	5-7	1-4-5	2	1	5	1	1	18
Georgia State	28	4-11	0-2	2-7	4-5-9	1	0	3	0	3	10
Dayton	25	2-4	0-0	1-4	0-7-7	1	0	0	4	1	5
Mount St. Mary's	27	5-9	0-3	3-6	4-6-10	3	1	1	4	2	13
#6 Louisville	27	5-7	0-1	0-2	2-7-9	3	1	1	3	1	10
NJIT	26	7-12	0-2	1-1	0-10-10	1	1	1	1	1	15
Eastern Michigan	34	2-5	0-0	4-6	0-2-2	2	0	2	1	3	8
Tarleton State	22	0-1	0-0	0-0	0-3-3	4	0	3	4	1	0
Xavier	27	4-9	0-1	1-2	3-6-9	2	0	1	2	0	9
Georgia	21	5-11	1-3	0-0	5-4-9	3	0	2	0	0	11
Alabama State											
Clemson											
Lipscomb											
Houston											
West Virginia											
UCF											
Colorado											
Iowa State											
Arizona											
Arizona State											
Baylor											
Houston											
West Virginia											
UCF											
Kansas State											
Utah											
Kansas											
Texas Tech											
Oklahoma State											
BYU											
TCU											



SEASON & CAREER STATISTICS

2025-26 SEASON			CAREER		
18 vs. Western Carolina, 11/3/25	Pts	18, 4x, last vs. Western Carolina, 11/3/25	7 vs. NJIT, 11/24/25	FG Made	8, 2x, last vs. Utah, 2/23/25
12 vs. NJIT, 11/24/25	FG Atts	17 at Kansas, 1/8/25	1 vs. Western Carolina, 11/3/25	3PT-FG Made	3 at Baylor, 2/8/25
3, 2x, last at Georgia, 12/13/25	3PT-FG Atts	5, 4x, last vs. West Virginia, 3/8/25	5 vs. Western Carolina, 11/3/25	FT Made	5 vs. Western Carolina, 11/3/25
7, 2x, last vs. Georgia St., 11/7/25	FT Atts	7, 3x last vs. Georgia St., 11/7/25	10, 2x, last vs. NJIT, 11/24/25	Rebs	11, 2x, last vs. Nebraska, 4/6/25
1, 3x, last vs. Louisville, 11/21/25	Assts	3, 2x, last vs Iowa St. 2/11/25	3, 2x, last vs. EMU, 11/26/25	Stls	3, 2x, last vs. EMU, 11/26/25
4, 3x, last vs. Tarleton St., 12/1/25	Blks	8 vs. Kansas St., 2/26/25	34 vs. EMU, 11/26/25	Mins	36, 2x, last at Villanova, 4/6/25

MISCELLANEOUS STATISTICS

CATEGORY	2024-25	2025-26	CAREER
Double-Figure Scoring Games	19	6	24
Double-Figure Rebounding Games	5	2	7
Double-Double Games	2	2	4
20-Point Scoring Games	0	0	0
Games Led UC in Scoring	-	1	1
Games Led UC in Rebounding	-	3	3
Games Led UC in Assists	-	0	0
Games With 3+ Assists	2	0	2
Games With 3+ Blocks	15	4	19
Games With 3+ Steals	0	2	2
Games With 3+ Three-Pointers	1	0	1

CAREER STATISTICS

				Field Goals		3-Point		F-Throws		Rebounds									Scoring	
SEASON	TEAM	GP-GS	MIN/AVG	FG-FGA	FG%	3FG-3FGA	3FG%	FT-FTA	FT%	OFF	DEF	TOT	AVG	PF-FO	A	TO	BLK	STL	PTS	AVG
2024-25	UCF	34-34	977/28.7	140-281	.498	23-79	.291	50-75	.667	90	128	218	6.4	94-3	25	45	88	16	353	10.4
2025-26	UC	10-10	260/26.0	40-76	.526	2-14	.143	17-35	.486	19	54	73	7.3	22-0	4	19	20	13	99	9.9
TOTAL FOR UC		10-10	260/26.0	40-76	.526	2-14	.143	17-35	.486	19	54	73	7.3	22-0	4	19	20	13	99	9.9
TOTAL		44-44	1237/28.1	180-357	.504	25-93	.269	67-110	.609	109	182	291	6.6	116-3	29	64	108	29	452	10.3



#65 HALVINE DZELLAT

FORWARD • 6-10 • 240 • SOPHOMORE • BLOIS, FRANCE (LILLE PRO B)

2025-26 (SOPHOMORE)

- Swatted a career-high two shots, while also adding four rebounds to his stat line against Western Carolina.
- Brought in five rebounds in a win against Mount St. Mary's.
- Notched his first double digit performance of his career with 11 against NJIT.

2024-25 (FRESHMAN)

- Appeared in 10 games, with the highlight playing 15 minutes against DePaul after having 16 all season prior.
- Three of his seven rebounds and four of his seven shot attempts came in that game, including his first-career field goal.
- Went 4-of-6 from the line for the season.



2025-26 (SOPHOMORE)

Opponent	Min	FG-FGA	3FG-FGA	FT-FTA	Off-Def-Tot	PF	A	TO	Blk	Stl	Pts
Western Carolina	7	0-2	0-1	0-0	0-4-4	1	0	0	2	1	0
Georgia State				DNP							
Dayton	2	0-0	0-0	0-0	0-1-1	0	0	1	0	0	0
Mount St. Mary's	10	0-2	0-0	1-2	4-1-5	2	0	0	0	0	1
#6 Louisville				DNP							
NJIT	14	4-5	0-0	3-4	3-1-4	3	0	1	0	0	11
Eastern Michigan	5	0-0	0-0	0-0	0-0-0	1	0	0	0	0	0
Tarleton State				DNP							
Xavier				DNP							
Georgia	7	0-3	0-0	0-0	2-0-2	0	0	0	0	1	0
Alabama State											
Clemson											
Lipscomb											
Houston											
West Virginia											
UCF											
Colorado											
Iowa State											
Arizona											
Arizona State											
Baylor											
Houston											
West Virginia											
UCF											
Kansas State											
Utah											
Kansas											
Texas Tech											
Oklahoma State											
BYU											
TCU											

SEASON & CAREER STATISTICS

2025-26 SEASON			CAREER	
11 vs. NJIT, 11/24/25	Pts		11 vs. NJIT, 11/24/25	
4 vs. NJIT, 11/24/25	FG Made		4 vs. NJIT, 11/24/25	
5 vs. NJIT, 11/24/25	FG Atts		5 vs. NJIT, 11/24/25	
-	3PT-FG Made		-	
1 vs. Western Carolina, 11/3/25	3PT-FG Atts		1 vs. Western Carolina, 11/3/25	
3 vs. NJIT, 11/24/25	FT Made		3 vs. NJIT, 11/24/25	
4 vs. NJIT, 11/24/25	FT Atts		4 vs. NJIT, 11/24/25	
5 vs. Mount St. Mary's, 11/16/25	Rebs		5 vs. Mount St. Mary's, 11/16/25	
-	Assts		-	
1, 2x, last at Georgia, 12/13/25	Stls		1, 4x, last at Georgia, 12/13/25	
2 vs. Western Carolina, 11/3/25	Blks		2 vs. Western Carolina, 11/3/25	
14 vs. NJIT, 11/24/25	Mins		14, 2x, last vs. NJIT, 11/24/25	

MISCELLANEOUS STATISTICS

CATEGORY	2024-25	2025-26	CAREER
Double-Figure Scoring Games	0	1	1
Double-Figure Rebounding Games	0	0	0
Double-Double Games	0	0	0
20-Point Scoring Games	0	0	0
Games Led UC in Scoring	0	0	0
Games Led UC in Rebounding	0	0	0
Games Led UC in Assists	0	0	0
Games With 3+ Assists	0	0	0
Games With 3+ Blocks	0	0	0
Games With 3+ Steals	0	0	0
Games With 3+ Three-Pointers	0	0	0

CAREER STATISTICS

				Field Goals		3-Point		F-Throws		Rebounds								Scoring		
SEASON	TEAM	GP-GS	MIN/AVG	FG-FGA	FG%	3FG-3FGA	3FG%	FT-FTA	FT%	OFF	DEF	TOT	AVG	PF-FO	A	TO	BLK	STL	PTS	AVG
2024-25	UC	10-0	38/3.8	1-7	.143	0-0	.000	4-6	.667	3	4	7	0.7	8-0	0	1	1	2	6	0.6
2025-26	UC	6-0	45/7.6	4-12	.333	0-1	.000	4-6	.667	9	7	16	2.7	7-0	0	2	2	2	12	2.0
TOTAL		16-0	83/5.2	5-19	.263	0-1	.000	8-12	.667	12	11	23	1.4	15-0	0	3	3	4	18	1.1

THE POLLS

ASSOCIATED PRESS (Week 7 - Dec. 15)			USA TODAY/COACHES (Week 7 - Dec. 15)		
Rk.	Team	Pts.	Rk.	Team	Pts.
1.	Arizona (42)	1500	1.	Michigan (16)	759
2.	Michigan (15)	1470	2.	Arizona (14)	755
3.	Duke (3)	1406	3.	Duke (1)	714
4.	Iowa State (1)	1336	4.	Iowa State	659
5.	UConn	1286	5.	UConn	641
6.	Purdue	1195	6.	Purdue	600
7.	Gonzaga	1109	7.	Gonzaga	574
8.	Houston	1079	8.	Houston	551
9.	Michigan State	1037	9.	Michigan State	521
10.	BYU	1017	10.	BYU	511
11.	Louisville	921	11.	Louisville	473
12.	North Carolina	794	12.	Vanderbilt	390
13.	Vanderbilt	766	13.	North Carolina	362
14.	Arkansas	726	14.	Arkansas	347
15.	Nebraska	655	15.	Nebraska	321
16.	Alabama	644	16.	Alabama	306
17.	Kansas	502	17.	Kansas	267
18.	Illinois	483	18.	Illinois	232
19.	Texas Tech	314	19.	Texas Tech	175
20.	Tennessee	286	20.	St. John's	155
21.	Auburn	283	21.	Florida	140
22.	St. John's	250	22.	Virginia	134
23.	Virginia	200	23.	Tennessee	129
23.	Florida	200	24.	Auburn	112
25.	Georgia	82	25.	Iowa	71

OTHERS RECEIVING VOTES:
USC 68, Iowa 47, Seton Hall 46, LSU 19, Kentucky 19, UCLA 16, Clemson 14, California 13, Saint Mary's 12, Villanova 5, Arizona State 5, Miami 4, Miami (OH) 4, Notre Dame 4, Indiana 4, Utah State 2, Wisconsin 1, Saint Louis 1.

OTHERS RECEIVING VOTES:
Georgia 43, USC 32, UCLA 13, Seton Hall 12, SMU 9, Kentucky 9, Utah State 8, Saint Mary's 6, Oklahoma State 6, Saint Louis 6, LSU 6, Colorado 6, Yale 5, Wisconsin 4, Virginia Tech 4, Clemson 2, Ohio State 2, Missouri 2, NC State 1.

CINCINNATI AGAINST RANKED TEAMS

OPPONENT	SCORE	DATE
at (12) Tennessee	L, 56-65	12/12/20
at (6) Houston	L, 52-90	2/21/21
vs. (7) Houston (AAC)	L, 54-91	3/14/21
vs. (14) Illinois	W, 71-51	11/22/21
vs. (12) Arkansas	L, 67-73	11/23/21
(6) Houston	L, 58-80	2/6/22
at (14) Houston	L, 53-71	3/1/22
vs. (18) Houston	L, 56-69	3/11/22
vs. (14) Arizona	L, 93-101	11/21/22
(2) Houston	L, 59-72	1/8/23
at (3) Houston	L, 69-75	1/28/23
vs. (1) Houston	L, 48-69	3/11/23
at (12) BYU	W, 71-60	1/6/24
(25) Texas	L, 73-74	1/9/24
at (14) Baylor	L, 59-62	1/13/24
(19) TCU	W, 81-77 (OT)	1/16/24
(15) Oklahoma	L, 65-69	1/20/24
at (7) Kansas	L, 69-74	1/22/24
at (15) Texas Tech	W, 75-72	2/3/24
(5) Houston	L, 62-67	2/10/24
(10) Iowa State	L, 59-68	2/13/24
at (1) Houston	L, 59-67	2/27/24
vs. (16) Kansas	W, 72-52	3/13/24
vs. (14) Baylor	L, 56-68	3/14/24
vs. (22) Dayton	W, 66-59	12/20/24
(11) Kansas	L, 40-54	1/11/25
at (10) Iowa State	L, 70-81	2/15/25
at (4) Houston	L, 64-73	3/1/25
vs. (6) Louisville	L, 64-74	11/21/25

Overall: 146-233
Top-10 Opponents: 47-126
Vs. Ranked Teams in Fifth Third Arena: 34-35

BIG 12 CONFERENCE

2025-26 PRESEASON STANDINGS

1.	Houston (14)	224
2.	BYU (1)	204
3.	Texas Tech	200
4.	Arizona (1)	179
5.	Iowa State	170
6.	Kansas	163
7.	Baylor	137
8.	CINCINNATI	120
9.	Kansas State	117
10.	TCU	90
11.	West Virginia	79
12.	Oklahoma State	77
13.	Utah	50
14.	UCF	39
15.	Colorado	37
16.	Arizona State	34

Preseason All-Conference First Team
JT Toppin, Texas Tech, Jr., forward (unanimous selection)
Milos Uzan, Houston, Sr., guard (unanimous selection)
P.J. Haggerty, Kansas State, Jr., guard
AJ Dybantsa, BYU, Fr., forward
Darryn Peterson, Kansas, Fr., guard

Preseason All-Conference Second Team
Richie Saunders, BYU, Sr., guard
Tamin Lipsey, Iowa State, Sr., guard
Jaden Bradley, Arizona, Sr., guard
Christian Anderson, Texas Tech, So., guard
Joseph Tugler, Houston, Jr., forward

Preseason Player of the Year:
JT Toppin, Texas Tech

Preseason Newcomer of the Year:
LeJuan Watts, Texas Tech

Preseason Freshman of the Year:
Darryn Peterson, Kansas

CINCINNATI IN THE BIG 12
2025-26 STATISTICS

(as of 12/15/25)

TEAM			
CATEGORY	STAT	B12	NCAA
Scoring Offense	74.3	14	251
Scoring Defense	67.0	6	52
Scoring Margin	7.3	14	149
Bench Points	20.50	10	274
Free-Throw Pct.	62.5	16	352
Field Goal Pct.	41.7	16	314
Field Goal Pct. Defense	39.6	4	45
3-FG Pct.	31.4	16	269
3-FG Pct. Defense	28.9	3	45
Offensive Rebounds	11.60	9	165
Defensive Rebounds	28.00	5	54
Rebound Margin	3.7	13	139
Blocked Shots	5.3	2	19
Assists	17.3	7	53
Steals	7.5	6	154
Turnover Margin	1.6	9	115
Assist/TO Ratio	1.21	15	173
Turnovers Per Game	14.3	16	317
3-FG Made	9.2	4	88

INDIVIDUAL			
PLAYER/CATEGORY	STAT	B12	NCAA
Baba Miller/DRPG	8.25	1	4
Baba Miller/Double-Doubles	5	1	10
Day Day Thomas/FT%	94.1	1	13
Baba Miller/RPG	10.6	2	8
Day Day Thomas/3FG%	45.8	3	30
Moustapha Thiam/Blocks	2.00	4	38

THE LAST TIME...

TEAM
100 POINTS
By UC
109 vs. Arkansas-Pine Bluff, 11/4/24
By Opponent
101 by Tulane, 2/7/23

90 POINTS
By UC
94, vs. NJIT, 11/24/25
By Opponent
101 by Tulane, 2/7/23

30-PLUS POINT WIN
By UC
31 (W, 94-63) vs. WCU, 11/3/25
By Opponent
38 (90-52) at Houston, 2/21/21

60 PERCENT SHOOTING
By UC
.600 vs. Morehead State, 11/8/24
By Opponent
.623 by Arizona, 11/21/22

50 PERCENT SHOOTING
By UC
.542 vs. Western Carolina, 11/3/25
By Opponent
.500 by Georgia, 12/13/25

20 ASSISTS
By UC
24 vs. NJIT, 11/24/25
By Opponent
20 by San Francisco, 3/20/24

10 STEALS
By UC
12 vs. Eastern Michigan, 11/26/25
By Opponent
12 by Dayton, 11/11/25

10 BLOCKS
By UC
14 vs. Nicholls, 11/15/24
By Opponent
10 by Georgia Tech, 11/22/23

50 REBOUNDS
By UC
51 at Xavier, 12/5/25
By Opponent
50 by Temple, 1/25/22

CINCINNATI PLAYED A RANKED OPPONENT
L, 74-64 vs. No. 6 Louisville, 11/21/25
UC Win
W, 72-52 vs. No. 16 Kansas, 3/13/24

OVERTIME GAME
W, 73-72 vs. San Francisco, 3/20/24
UC Win
73-72 vs. San Francisco, 3/20/24

DOUBLE OVERTIME GAME
89-87 (2OT) vs. UCF, 2/19/20
UC Win
72-70 (2OT) vs. Georgetown, 3/8/12

TRIPLE OVERTIME GAME
104-97 (4OT) vs. UConn, 3/11/16
UC Win
75-73 (7OT*) vs. Bradley, 12/21/81
* - NCAA record.

INDIVIDUAL
40-POINT GAME
By UC
41, Steve Logan vs. Southern Miss, 2/15/02
By Opponent
40, Trevon Bluiett, Xavier, 1/26/17

30-POINT GAME
By UC
31, Simas Lukosius vs. West Virginia, 3/12/24
By Opponent
30, Tre Carroll, Xavier, 12/5/25

20 REBOUNDS BY A PLAYER
By UC
21 by Trevon Scott vs. UCF, 2/19/20
By Opponent
four times

15 REBOUNDS BY A PLAYER
By UC
17 by Baba Miller, at Xavier, 12/5/25
By Opponent
15 by Dishon Jackson, Iowa State, 3/12/25

TWO PLAYERS WITH 20 OR MORE POINTS IN SAME GAME
By UC
Simas Lukosius (26), Jizzle James (21) at Indiana State, 3/26/24
By Opponent
Ryan Conwell (25), Mikel Brown Jr. (22), vs. Louisville, 11/21/25

TWO PLAYERS WITH 10 OR MORE REBOUNDS IN SAME GAME
By UC
Baba Miller (11), Moustapha Thiam (10) vs. Mount St. Mary's, 11/16/25
By Opponent
Ben Moore (11), Sterling Brown (11), SMU, 1/12/17

THREE PLAYERS WITH 10 OR MORE REBOUNDS IN SAME GAME
By UC
Landers Nolley II (12), Ody Oguama (10), Viktor Lakhin (10) at SMU, 1/14/23

10 ASSISTS BY A PLAYER
By UC
10, by Jizzle James vs. UAPB, 11/4/24
By Opponent
11, Jamal Shead, Houston, 2/27/24

FIVE STEALS BY A PLAYER
By UC
7, Day Day Thomas vs. DePaul, 4/1/25
By Opponent
6, Tony Johnson Jr., vs. UCF, 2/19/20

FIVE BLOCKED SHOTS BY A PLAYER
By UC
5, Arrinten Page vs. Nicholls, 11/15/24
By Opponent
5, Jayden Quaintance, Arizona State, 1/18/25

DOUBLE-DOUBLE BY A UC PLAYER
Baba Miller (10 pts, 17 rebs) at Xavier, 12/5/25

DOUBLE-DOUBLES BY TWO UC PLAYERS
Baba Miller (23 pts, 11 rebs) and Moustapha Thiam (13 pts, 10 rebs) vs. Mount St. Mary's, 11/16/25
DOUBLE-DOUBLES BY THREE UC PLAYERS
Troy Caupain (37 pts, 10 rebs), Octavius Ellis (13 pts, 10 rebs) & Gary Clark (12 pts, 12 rebs) vs. UConn, 3/11/16

TRIPLE-DOUBLE BY A UC PLAYER
Eric Hicks (22 pts., 12 rebs., 10 blks.) vs. Marquette, 1/7/06

UC PLAYER LED TEAM IN POINTS, REBOUNDS & ASSISTS
Jeremiah Davenport (19 points, 10 rebounds, 3 assists) vs. Tulane, 1/1/22

A PLAYER WON A GAME IN THE FINAL SECONDS
By UC
Simas Lukosius' wing 3-pointer with 3 seconds left vs. San Francisco, 3/20/24
By Opponent
Max Abmas' short jumper with 8 seconds left, #25 Texas, 1/9/24

FOUR PLAYERS SCORED IN DOUBLE FIGURES
Shon Abaev (16), Day Day Thomas (15), Jalen Celestine (10), Kerr Kriisa (10) and Baba Miller (10) at Xavier, 12/5/25

FIVE PLAYERS SCORED IN DOUBLE FIGURES
Shon Abaev (16), Day Day Thomas (15), Jalen Celestine (10), Kerr Kriisa (10) and Baba Miller (10) at Xavier, 12/5/25

SIX PLAYERS SCORED IN DOUBLE FIGURES
Dillon Mitchell (15), Day Day Thomas (13), Jizzle James (13), Dan Skillings Jr. (12), Simas Lukosius (11), Aziz Bandaogo (11) vs. DePaul, 4/1/25

SEVEN PLAYERS SCORED IN DOUBLE FIGURES
Kevin Johnson (18), Jacob Evans (17), Justin Jenifer (13), Kyle Washington (12), Jarron Cumberland (11), Troy Caupain (10), Tre Scott (10) vs. Fairleigh Dickinson, 12/17/16

EIGHT PLAYERS SCORED IN DOUBLE FIGURES
Farad Cobb (15), Shaq Thomas (14), Kevin Johnson (14), Coreontae DeBerry (12), Justin Jenifer (11), Quadri Moore (10), Jacob Evans (10), Octavius Ellis (10) vs. Robert Morris, 11/15/15

OVERTIME RECORDS

UC'S OVERALL RECORD	66-60
1 OT Games	57-48
2 OT Games	8-9
3 OT Games	0-1
4 OT Games	0-2
7 OT Games	1-0

RECORDS IN OVERTIME GAMES		
Home	34-18	.654
Schmidlapp Gym	3-4	.429
Schmidt Fieldhouse	0-1	.000
Music Hall	0-1	.000
Armory Fieldhouse	5-4	.556
Cincinnati Gardens	3-2	.600
U.S. Bank Arena	3-1	.750
Fifth Third Arena	19-5	.792
Away	20-33	.377
Neutral	12-9	.571

Current Streak: Won 1
Longest Winning Streak: 5 (Tay Baker - 1966-67)
Longest Losing Streak: 4 (Bob Ruess, 1943 - John Weithe, 1950)

- Per ESPN Stats and Info, Cincinnati's win over No. 19 TCU extended its ranked overtime win streak to 12, the longest streak in AP poll history by a wide margin. It began with a 2OT victory over No. 22 Marquette on Feb. 13, 1994.
- Cincinnati's seven overtime games in 2019-20 were a school record (previous record was six during the 1966-67 season), AAC record and are one shy of the NCAA record of eight overtime games set by Western Kentucky (1978), Portland (1984) and Valparaiso (1993).
- Cincinnati's four consecutive overtime games from Feb. 9, 2020 through Feb. 19, 2020 tied the NCAA record set by Jacksonville (1982), Illinois State (1985) and Dayton (1988).
- On Dec. 21, 1981, UC & Bradley played an NCAA-record 7OT game (UC won, 75-73)
- Cincinnati has been involved in two of the five NCAA tournament championship games to go into overtime. The Bearcats defeated Ohio State, 70-65, in 1961, but lost to Loyola (Ill.), 60-58, in 1963.
- In 1966-67, Cincinnati played six overtime games, winning five. The Bearcats were 5-0 at home in overtime games that season, an NCAA record.

UC COACHES IN OVERTIME GAMES			
COACH (YEARS)	NO.	RECORD	PCT.
Mick Cronin (2006-2019)	27	15-12	.556
Bob Huggins (1989-2005)	25	14-11	.560
Tay Baker (1965-72)	9	7-2	.778
Ed Jucker (1960-65)	9	4-5	.444
Ed Badger (1978-83)	8	3-5	.375
John Brannen (2019-21)	7	4-3	.571
Tony Yates (1983-89)	7	2-5	.286
Wes Miller (2021-present)	6	4-2	.667
John Wiethe (1946-52)	5	1-4	.200
George Smith (1952-60)	4	3-1	.750
Gale Catlett (1972-78)	4	2-2	.500
Frank Rice (1928-32)	4	1-3	.250
Boyd Chambers (1918-28)	3	3-0	1.000
Clark Ballard (1939-42)	2	2-0	1.000
Andy Kennedy (2005-06)	2	1-1	.250
Tay Brown (1933-37)	2	0-2	.000
John Halliday (1932-33)	1	0-1	.000
Bob Reuss (1942-44)	1	0-1	.000

SPECIALTY STATISTICS						
OPPONENT	RESULT	OFF TO	PAINT	2ND CHANCE	FAST-BREAK	BENCH
Western Carolina	W, 94-63	26/13	30/22	9/10	16/0	26/10
Georgia State	W, 74-64	23/11	36/14	13/11	17/8	16/19
Dayton	W, 74-62	7/25	24/34	4/7	15/13	18/14
Mount St. Mary's	W, 72-55	21/0	34/18	9/8	16/0	18/14
Louisville	L, 74-64	7/17	28/24	5/4	12/12	15/11
NIIT	W, 84-67	33/5	42/14	12/15	19/5	46/29
Eastern Michigan	L, 64-56	19/10	24/18	8/13	14/5	16/15
Tarleton State	W, 76-58	14/22	18/20	15/9	2/4	14/8
Xavier	L, 79-74	3/9	26/28	18/4	10/8	14/15
Georgia	L, 84-65	11/21	30/48	12/15	11/18	22/23
Alabama State						
Clemson						
Lipscomb						
Houston						
West Virginia						
UCF						
Colorado						
Iowa State						
Arizona						
Arizona State						
Baylor						
Houston						
West Virginia						
UCF						
Kansas State						
Utah						
Kansas						
Texas Tech						
Oklahoma State						
BYU						
TCU						

SCORING FORMAT: CINCINNATI/OPPONENT

BEARCATS UNDER WES MILLER						
	25-26	24-25	23-24	22-23	21-22	TOTAL
Overall	6-4	19-16	22-15	23-13	18-15	88-63
Home games	6-1	12-5	16-5	16-3	12-6	62-20
Away games	0-1	4-9	4-8	5-7	4-7	17-32
Neutral site games	0-2	3-2	2-2	2-3	2-2	9-11
Conference games	0-0	7-13	7-11	11-7	7-11	32-42
vs. Top 25 teams	0-1	1-4	4-8	0-4	1-4	6-21
Overtime games	0-0	0-0	3-1	1-1	0-0	4-2
Lead at halftime	5-1	17-2	16-5	21-4	16-6	75-18
Trail at halftime	1-1	2-13	6-7	2-9	2-9	13-39
Tied at halftime	0-2	0-1	0-3	0-0	0-0	0-6
Lead with 10:00 left	6-0	18-3	18-4	23-2	15-4	80-14
Trail with 10:00 left	0-4	1-13	4-9	0-11	2-11	7-47
Tied with 10:00 left	0-0	0-0	0-1	0-0	1-0	1-1
Lead with 5:00 left	6-0	18-0	20-3	23-2	16-3	83-8
Trail with 5:00 left	0-4	1-16	1-11	0-10	1-12	3-53
Tied with 5:00 left	0-0	0-0	1-0	0-1	1-0	2-1
Lead with 2:00 left	6-0	19-0	21-2	22-2	18-3	86-7
Trail with 2:00 left	0-4	0-16	1-10	0-11	0-12	1-53
Tied with 2:00 left	0-0	0-0	0-2	1-0	0-0	1-2
Shoot better FG%	6-0	15-3	17-5	22-3	14-2	74-13
Shoot worse FG%	0-4	3-12	5-10	1-10	4-13	13-49
Shoot 50%-plus	1-0	8-1	5-2	9-0	1-0	25-3
Shoot below 50%	5-4	10-14	17-13	13-13	17-5	62-49
Opponent shoots 50%-plus	0-1	0-5	2-2	0-6	0-4	2-18
Opponent shoots below 50%	6-3	18-12	20-12	21-7	18-10	83-44
Opponent shoots below 40%	5-1	9-1	10-3	11-0	12-5	47-10
Make 7 or fewer 3FGs	2-2	6-10	10-12	7-8	8-9	34-41
Make 8 or more 3FGs	4-2	13-6	12-3	16-5	10-6	56-22
Shoot more FTs than opponent	6-0	12-6	16-5	10-2	10-5	54-18
Opponent shoots more FTs	0-4	6-10	4-11	12-10	7-10	29-45
Outrebounds opponent	4-1	12-7	19-10	20-2	13-3	68-23
Opponent outrebounds UC	2-3	6-9	2-4	3-11	4-13	18-40
Same number of rebounds	0-0	1-0	1-1	0-0	1-0	3-1
Fewer turnovers than opponent	4-2	15-8	12-4	15-8	13-9	59-31
More turnovers than opponent	2-1	3-7	7-11	8-5	4-4	24-28
Commits same as opponent	0-1	1-1	2-0	0-0	1-2	4-4
Commits 12 or fewer turnovers	2-2	17-11	15-6	17-9	16-13	67-41
Outscores opponent bench	4-3	12-9	18-11	15-4	12-7	62-34
1-3 point games	0-0	2-3	4-3	2-2	2-3	10-11
4-5 point games	0-1	0-2	3-7	1-1	2-2	6-13
6-10 point games	2-2	5-4	1-2	3-6	3-5	13-19
11-19 point games	2-1	6-4	7-3	9-2	5-3	30-13
20-plus point games	2-0	6-3	7-0	8-2	6-2	30-7
Scores 59 or fewer points	0-1	0-7	0-5	1-5	1-6	2-24
Scores 60-69 points	0-2	5-6	3-5	1-4	3-4	12-21
Scores 70-79 points	4-1	2-2	8-4	7-3	11-4	32-14
Scores 80 or more points	2-0	11-1	11-1	14-2	3-1	42-5
Holds opponent to 49 or fewer	0-0	2-0	1-0	0-0	2-0	5-0
Holds opponent to 50-59 points	2-0	5-2	8-0	7-0	8-1	30-4
Holds opponent to 60-69 points	4-2	10-5	4-7	6-1	5-4	29-19
Opponent scores 70-79 points	0-1	1-5	7-4	6-7	2-5	16-22
Opponent scores 80-plus points	1-0	1-4	2-4	1-4	0-5	4-18
November	5-2	6-0	6-0	5-3	5-2	27-7
December	1-2	4-2	5-2	5-1	5-1	20-8
January	0-0	2-6	3-5	4-4	5-3	14-18
February	0-0	5-3	2-5	5-3	2-6	14-17
March	0-0	1-4	6-3	4-2	1-3	12-12
April	0-0	1-1	0-0	0-0	0-0	1-1
Monday	3-0	1-1	1-1	1-1	1-0	8-3
Tuesday	1-0	5-4	5-5	0-2	4-4	15-15
Wednesday	0-1	3-4	3-2	9-3	3-1	18-11
Thursday	0-0	0-0	0-1	3-0	4-1	7-2
Friday	0-2	3-0	3-0	1-0	0-1	7-3
Saturday	0-1	5-6	7-6	5-2	2-5	19-12
Sunday	1-0	2-1	3-0	4-5	3-2	13-8
After a win	3-3	12-7	12-10	13-10	9-9	49-39
After a loss	2-1	6-9	9-5	9-3	7-6	33-24

2025-26 BOX SCORES

Cincinnati 94, Western Carolina 63



Official Basketball Box Score - Final
Western Caro. at Cincinnati
11/03/25 Fifth Third Arena, Cincinnati
2025-26 Men's Basketball

Game Time: 7:00 PM
Game Duration: 2:05
Attendance: 9,126

Officials: Ray Nait, Gary Maxwell, Michael Mojca

Western Caro. - 63

Record: 0-1

NO. Name	Min	FG M-A	3P M-A	FT M-A	Rebounds OR DR TOT	Fouls PF FD	TP	AS	TO	ST	Blocks BS BA	+/-
23 Marcus Kell	F 30:14	4-12	1-4	3-4	4 5 9	3 2	12	2	1	1	0 2	-24
7 Abdulai Fanta Kabba	C 11:16	0-0	0-0	1-2	2 2 4	5 1	1	1	0	0	0	-11
0 Cord Stansberry	G 30:09	9-19	4-9	1-3	0 3 3	3 3	23	1	2	1	0 0	-19
2 Clu Hyland	G 17:10	1-6	0-2	2-2	0 1 1	2 4	0	0	1	0	0	-12
3 Julien Soumaoro	G 29:02	5-12	3-8	0-1	1 4 5	1 3	13	1	4	1	0	-27
4 Justin Johnson	16:35	1-5	0-2	1-2	1 1 2	4 1	3	1	3	0	0	-10
8 Tahlan Pethway	17:27	2-4	1-2	0-0	1 2 2	2 1	5	3	2	0	0	-15
12 Samuel Dada	20:52	1-5	0-0	0-0	3 2 5	2 1	2	1	1	1	0	-20
1 Chase McKey	15:17	0-1	0-0	0-0	2 2 0	0 0	0	1	1	1	0	-10
22 Tidiane Dioumassi	07:45	0-0	0-0	0-0	0 0 0	1 1	0	0	3	3	1	-8
20 Fischer Brown	04:13	0-0	0-0	0-0	0 0 0	0 0	0	1	1	0	0	1
Team					2 2 4	0 0	0	3				
Totals		23-64	9-27	8-14	14 23 37	23 15	63	12	22	8	1 7	-31

Shooting By Period
1 st FG% 11-26 42.3%
3PT% 4-12 33.3%
FT% 2-6 33.3%
2 nd FG% 12-38 31.6%
3PT% 5-15 33.3%
FT% 6-8 75%
GM FG% 23-64 35.9%
3PT% 9-27 33.3%
FT% 8-14 57.1%
Dead Ball Rebounds: 3, 0

Cincinnati - 94

Record: 1-0

NO. Name	Min	FG M-A	3P M-A	FT M-A	Rebounds OR DR TOT	Fouls PF FD	TP	AS	TO	ST	Blocks BS BA	+/-
18 Baba Miller	F 23:59	7-9	0-2	4-6	1 9 10	0 4	18	1	1	0	0 0	23
52 Moustapha Thiam	C 23:59	6-7	1-2	5-7	1 4 5	2 5	18	1	5	1	1 0	13
1 Day Day Thomas	G 27:16	3-11	2-5	0-0	3 0 3	0 0	8	3	4	1	2 1	24
10 Shon Abaev	G 24:38	7-12	2-6	2-2	0 2 2	2 1	18	1	2	0	0 0	16
11 Kerr Krisa	G 25:51	2-4	2-4	0-0	0 3 3	2 3	6	4	1	0	0 0	14
5 Sencire Harris	09:10	1-1	0-0	4-6	0 0 0	3 4	6	2	0	3	0 0	12
24 Tyler McKinley	15:32	1-2	0-0	0-0	0 5 5	0 1	2	2	0	3	2 0	5
7 Keyschuan Tillery	13:44	2-4	0-1	1-2	0 0 0	0 2	5	3	1	1	0 0	17
32 Jalen Celestine	13:51	1-3	1-3	0-0	0 0 0	3 0	3	1	1	0	0 0	6
17 Jordi Rodriguez	14:56	2-4	2-4	4-7	1 0 1	2 3	10	2	0	0	0 0	13
65 Halvine Dzallat	07:04	0-2	0-1	0-0	0 4 4	1 0	0	0	0	1	2 0	12
Team					1 2 3	0 0	0	1				
Totals		32-59	10-28	20-30	7 29 36	15 23	94	20	15	11	7 1	31

Shooting By Period
1 st FG% 17-32 53.1%
3PT% 5-16 31.3%
FT% 10-18 55.6%
2 nd FG% 15-27 55.6%
3PT% 5-12 41.7%
FT% 10-12 83.3%
GM FG% 32-59 54.2%
3PT% 10-28 35.7%
FT% 20-30 66.7%
Dead Ball Rebounds: 7, 1

	WCU	CIN
Biggest lead	0 (1 st 20:00)	33 (2 nd 0:17)
Best Scoring Run	8 (1 st 1:46)	11 (1 st 12:50)
Lead Changes	0	
Times Tied	1	
Time with Lead	00:00	39:30

Points from	WCU	CIN
Turnovers	13	26
Paint	22	30
Second Chance	10	9
Fast Breaks	0	16
Bench	10	26
Period by Period Scoring		
1st	28	35
2nd	35	63
TOT		
WCU	28	35
CIN	49	45



Cincinnati 74, Dayton 62



Official Basketball Box Score - Final
Dayton at Cincinnati
11/11/25 Fifth Third Arena, Cincinnati
2025-26 Men's Basketball

Game Time: 7:00 PM
Game Duration: 2:32
Attendance: 11,815

Officials: Kipp Kissinger, Brooks Wells, Bret Smith

Dayton - 62

Record: 2-1

NO. Name	Min	FG M-A	3P M-A	FT M-A	Rebounds OR DR TOT	Fouls PF FD	TP	AS	TO	ST	Blocks BS BA	+/-
7 Keonte Jones	F 31:34	3-8	0-0	1-3	1 6 7	4 2	7	2	1	3	2 3	-12
24 Jacob Conner	F 18:18	1-3	0-2	0-0	1 1 2	2 0	2	2	1	0	0 0	-8
29 Amael L'Etang	F 28:36	4-11	1-6	5-6	2 6 8	4 5	14	0	2	1	1 0	-8
0 Javon Bennett	G 38:29	3-15	1-10	5-5	0 2 2	3 4	12	1	2	0	0 1	-14
2 DeShayne Montgomery	G 29:27	5-9	0-2	3-4	1 7 8	3 5	13	2	3	3	1 1	-4
1 Malcolm Thomas	04:14	0-3	0-1	0-0	0 0 0	1 0	0	0	0	0	0 2	-7
4 Jordan Derkack	25:30	2-6	0-3	5-7	0 2 2	2 7	9	4	2	3	0 0	-4
10 Bryce Heard	09:20	1-2	0-0	0-0	0 0 0	0 0	2	0	2	0	0 0	-7
3 Jalun Simon	14:32	1-6	0-2	1-2	1 1 0	5 1	3	0	0	2	0 0	1
Team					0 3 3	0 0	0	0				
Totals		20-62	2-26	20-27	6 27 33	24 24	62	11	13	12	4 7	-12

Shooting By Period
1 st FG% 7-29 24.1%
3PT% 1-13 7.7%
FT% 11-14 78.6%
2 nd FG% 13-33 39.4%
3PT% 1-13 7.7%
FT% 9-13 69.2%
GM FG% 20-62 32.3%
3PT% 2-26 7.7%
FT% 20-27 74.1%
Dead Ball Rebounds: 4, 2

Cincinnati - 74

Record: 3-0

NO. Name	Min	FG M-A	3P M-A	FT M-A	Rebounds OR DR TOT	Fouls PF FD	TP	AS	TO	ST	Blocks BS BA	+/-
18 Baba Miller	F 30:46	4-9	0-2	0-4	1 9 10	4 3	8	1	4	1	2 1	14
52 Moustapha Thiam	C 26:26	2-4	0-0	1-4	0 7 7	1 4	5	0	0	1	4 0	12
1 Day Day Thomas	G 32:28	3-6	2-3	12-12	1 2 3	3 5	20	4	3	0	1 1	11
10 Shon Abaev	G 18:35	4-5	2-3	4-8	0 3 3	5 4	14	0	3	0	0 0	5
11 Kerr Krisa	G 30:59	3-7	3-7	0-0	0 3 3	3 1	9	8	5	0	0 0	12
5 Sencire Harris	18:06	1-6	0-1	6-8	1 4 5	3 4	8	2	2	1	0 1	13
24 Tyler McKinley	13:06	2-2	0-0	0-0	2 1 3	4 0	4	1	0	0	0 0	3
32 Jalen Celestine	18:03	2-5	2-3	0-1	0 6 6	2 1	6	0	1	1	0 1	8
7 Keyschuan Tillery	05:21	0-1	0-0	0-0	0 0 0	0 0	0	2	1	0	0 0	-5
17 Jordi Rodriguez	05:12	0-0	0-0	0-0	0 0 0	0 0	0	0	2	0	0 0	-11
65 Halvine Dzallat	01:59	0-0	0-0	0-0	0 1 1	0 0	0	0	1	0	0 0	-2
Team					1 2 0	0 0	0	1				
Totals		21-45	9-19	23-37	6 37 43	25 23	74	16	24	5	7 4	12

Shooting By Period
1 st FG% 11-23 47.8%
3PT% 5-10 50.0%
FT% 6-12 50%
2 nd FG% 10-22 45.5%
3PT% 4-9 44.4%
FT% 17-25 68%
GM FG% 21-45 46.7%
3PT% 9-19 47.4%
FT% 23-37 62.2%
Dead Ball Rebounds: 3, 2

	DAY	CIN
Biggest lead	0 (1 st 20:00)	16 (1 st 8:56)
Best Scoring Run	8 (1 st 1:11)	9 (1 st 14:24)
Lead Changes	0	
Times Tied	0	
Time with Lead	00:00	39:44

Points from	DAY	CIN
Turnovers	25	7
Paint	34	24
Second Chance	7	4
Fast Breaks	13	15
Bench	14	18
Period by Period Scoring		
1st	26	36
2nd	36	62
TOT		
DAY	26	36
CIN	33	41



Official Basketball Box Score - Final
Georgia St. at Cincinnati
11/07/25 Fifth Third Arena, Cincinnati
2025-26 Men's Basketball

Game Time: 7:00 PM
Game Duration: 2:13
Attendance: 10,009

Officials: Antino Petty, Tyler Kumpf, James Duke

Georgia St. - 64

Record: 0-2

NO. Name	Min	FG M-A	3P M-A	FT M-A	Rebounds OR DR TOT	Fouls PF FD	TP	AS	TO	ST	Blocks BS BA	+/-
6 Joah Chappelle	F 29:30	5-9	0-1	0-2	2 7 9	3 4	10	1	1	1	1 1	-4
8 Isaiiah Sherrard	F 26:01	2-4	1-2	0-0	0 0 0	2 1	5	1	2	2	0 0	-16
10 Jelan Hamilton	G 35:17	6-15	2-7	12-12	0 3 3	2 7	26	4	2	2	0 0	-12
22 Malachi Brown	G 20:10	1-7	0-0	0-0	0 1 1	4 1	2	3	1	0	0 0	9
32 Christian Beam	G 24:17	1-1	0-0	0-0	2 3 5	4 0	2	0	0	2	1 0	-11
0 Micah Tucker	21:39	3-6	1-3	2-2	0 3 3	2 4	9	0	3	0	0 0	-17
20 Ayoub Berthe	12:37	1-4	1-3	0-0	0 2 2	2 0	3	1	2	0	0 0	13
2 James Cooper	04:17	0-2	0-0	2-2	0 2 2	2 1	2	0	0	0	0 1	-3
12 Anthony Enoh	21:56	2-7	1-3	0-0	1 4 5	1 0	5	3	2	1	1 1	-2
55 Christopher Jones	04:16	0-2	0-1	0-0	0 1 1	0 0	0	0	0	0	0 0	-7
Team					1 3 4	0 0	0	2				
Totals		21-57	6-20	16-18	8 27 35	22 18	64	13	17	8	3 3	-10

Major Fouls: NONE

Cincinnati - 74

Record: 2-0

NO. Name	Min	FG M-A	3P M-A	FT M-A	Rebounds OR DR TOT	Fouls PF FD	TP	AS	TO	ST	Blocks BS BA	+/-
18 Baba Miller	F 30:15	8-9	1-1	7-10	1 10 11	0 7	24	1	2	1	3 0	15
52 Moustapha Thiam	C 28:23	4-11	0-2	2-7	4 5 9	1 8	10	0	3	3	0 1	14
1 Day Day Thomas	G 27:33	4-10	4-7	0-0	2 1 3	3 1	12	4	0	2	0 1	14
10 Shon Abaev	G 19:08	1-6	0-5	2-2	1 1 2	3 1	4	2	2	0	0 0	-7
11 Kerr Krisa	G 29:38	2-10	1-7	3-4	0 3 3	0 3	8	3	0	0	0 0	10
5 Sencire Harris	15:12	3-4	0-1	3-3	1 1 2	5 2	9	0	1	2	0 0	5
24 Tyler McKinley	16:53	1-3	0-1	0-0	3 1 4	2 0	2	1	1	0	0 1	1
7 Keyschuan Tillery	09:10	0-0	0-0	0-0	0 1 1	0 0	0	0	0	0	0 0	-2
17 Jordi Rodriguez	17:21	1-5	0-4	0-0	2 2 2	0 0	2	3	3	0	0 0	-8
32 Jalen Celestine	06:25	1-4	1-3	0-0	0 1 1	3 0	3	1	0	0	0 0	-8
Team					2 0 2	0 0	0	1				
Totals		25-62	7-31	17-26	14 26 40	19 22	74	15	16	8	3 3	10

Major Fouls: Celestine (TF) 1st 5:01

	GSU	CIN
Biggest lead	6 (1 st 17:33)	15 (2 nd 16:26)
Best Scoring Run	7 (2 nd 13:15)	13 (1 st 12:25)
Lead Changes	1	
Times Tied	1	
Time with Lead	05:29	33:35

Points from	GSU	CIN
Turnovers	11	23
Paint	14	36
Second Chance	11	13
Fast Breaks	8	17
Bench	19	16

Period by Period Scoring			
	1st	2nd	TOT
GSU	30	34	64
CIN	39	35	74

2025-26 BOX SCORES

No. 6 Louisville 74, Cincinnati 64



Official Basketball Box Score - Final
Louisville at Cincinnati
11/21/25 Heritage Bank Center, Cincinnati
2025-26 Men's Basketball

Game Time: 5:30 PM
Game Duration: 2:26
Attendance: 8,507

Officials: Ron Groover, Rick Crawford, Chance Moore

Louisville - 74

Record: 5-0

NO.	Name	Min	FG	3P	FT	Rebounds	Fouls	TP	AS	TO	ST	Blocks	BS	BA	+/
			M-A	M-A	M-A	OR DR TOT	PF FD								
13	Sananda Fru	F 23:23	4-6	0-0	3-5	2 2 4	3 3	11	0	3	2	2	1	14	1
0	Mikel Brown Jr.	G 30:53	4-15	2-9	12-14	0 5 5	1 8	22	6	4	3	0	1	3	3
1	J'Yonne Hadley	G 20:04	1-5	0-0	0-0	3 1 4	3 1	2	1	0	0	2	-3		
3	Ryan Conwell	G 34:04	8-15	5-10	4-4	2 3 5	3 3	25	2	1	0	0	0	4	4
10	Isaac McKeenly	G 26:16	0-4	0-3	3-3	0 4 4	2 2	3	1	1	0	0	1	1	1
14	Adrian Wooley	G 24:40	2-3	0-1	2-2	2 2 4	2 2	6	0	1	1	0	0	15	
7	Kasean Pryor	08:03	0-1	0-1	0-0	0 2 2	0 0	0	0	0	2	0	0	4	4
11	Kobe Rodgers	09:07	1-1	1-1	0-0	0 0 0	2 0	3	0	2	1	0	0	7	7
15	Aly Khalifa	15:20	0-4	0-2	0-0	0 2 2	4 0	0	2	1	0	1	2	-6	
9	Khani Rooths	13:11	1-2	0-1	0-0	0 5 5	1 0	2	1	0	0	1	0	11	
Team						2 4 6	0	0	0	0	0				
Totals			21-56	8-28	24-28	11 30 41	23 19	74	13	13	9	4	7	10	

Major Fouls: NONE

Cincinnati - 64

Record: 4-1

NO.	Name	Min	FG	3P	FT	Rebounds	Fouls	TP	AS	TO	ST	Blocks	BS	BA	+/
			M-A	M-A	M-A	OR DR TOT	PF FD								
18	Baba Miller	F 25:03	3-6	0-1	3-4	3 5 8	0 6	9	3	1	1	1	0	-3	
52	Moustapha Thiam	C 26:32	5-7	0-1	0-2	2 7 9	3 2	10	1	1	1	3	1	-9	
1	Day Day Thomas	G 34:31	3-14	2-6	4-4	1 3 4	4 4	12	6	3	0	1	2	-12	
10	Shon Abae	G 26:59	4-16	3-11	1-3	0 3 3	1 2	12	1	2	1	0	0	-7	
11	Kerr Krisa	G 24:48	2-7	2-7	0-0	0 0 0	4 3	6	3	2	1	0	0	-12	
5	Sencire Harris	19:42	4-7	0-0	1-1	0 3 3	2 4	9	1	1	1	1	0	-6	
7	Keyshuan Tillery	08:27	0-2	0-1	0-0	1 1 2	1 0	0	1	1	0	0	1	4	
24	Tyler McKinley	16:04	1-1	0-0	0-0	2 3 5	2 0	2	2	0	0	0	0	-5	
32	Jalen Celestine	17:54	1-2	1-2	1-2	1 0 1	2 2	4	1	2	0	1	0	0	
Team						1 2 3	0	0	0	0	0				
Totals			23-62	8-28	10-16	11 27 38	19 23	64	19	13	5	7	4	-10	

Major Fouls: NONE

	LOU	CIN
Biggest lead	11 (2 nd 5:55)	11 (1 st 13:19)
Best Scoring Run	13 (1 st 6:48)	13 (1 st 13:19)
Lead Changes	4	
Times Tied	4	
Time with Lead	18:41	17:28

Points from	LOU	CIN
Turnovers	17	7
Paint	24	28
Second Chance	4	5
Fast Breaks	12	12
Bench	11	15

Period by Period Scoring	1st	2nd	TOT
LOU	28	46	74
CIN	32	32	64

Shooting By Period	1 st	2 nd	3 rd	4 th	OT
FG%	7-27	25.9%			
3PT%	4-17	23.5%			
FT%	10-11	90.9%			
2 nd FG%	14-29	48.3%			
3PT%	4-11	36.4%			
FT%	14-17	82.4%			
GM FG%	21-56	37.5%			
3PT%	8-28	28.6%			
FT%	24-28	85.7%			

Dead Ball Rebounds: 1, 0

Shooting By Period	1 st	2 nd	3 rd	4 th	OT
FG%	12-32	37.5%			
3PT%	4-15	26.7%			
FT%	4-7	57.1%			
2 nd FG%	11-30	36.7%			
3PT%	4-14	28.6%			
FT%	6-9	66.7%			
GM FG%	23-62	37.1%			
3PT%	8-29	27.6%			
FT%	10-16	62.5%			

Dead Ball Rebounds: 4, 0



Official Basketball Box Score - Final
NJIT at Cincinnati
11/24/25 Fifth Third Arena, Cincinnati
2025-26 Men's Basketball

Game Time: 7:00 PM
Game Duration: 1:59
Attendance: 8,774

Officials: James Breeding, Michael Roberts, DG Nelson

NJIT - 67

Record: 3-4

NO.	Name	Min	FG	3P	FT	Rebounds	Fouls	TP	AS	TO	ST	Blocks	BS	BA	+/
			M-A	M-A	M-A	OR DR TOT	PF FD								
3	Jordan Rogers	F 26:31	0-4	0-2	0-0	2 7 9	0 0	0	3	1	0	1	0	-21	
32	Malachi Arrington	G 20:28	1-2	0-0	2-2	1 5 6	4 1	4	0	0	0	1	0	-17	
1	David Bolden	G 23:15	5-10	4-7	2-2	0 1 1	1 3	16	0	6	1	0	0	-15	
2	Jeremy Clayville	F 17:02	3-11	1-7	1-1	1 1 2	0 1	8	1	1	1	0	0	-12	
24	Ari Fulton	G 23:34	3-11	2-6	2-3	1 3 4	2 2	10	1	4	0	0	0	-21	
44	Rocco Awad	19:27	0-3	0-2	1-2	0 3 3	2 0	1	1	2	1	0	0	-13	
0	Sebastian Robinson	16:00	4-8	1-2	1-2	0 1 1	2 3	10	0	4	0	0	0	-17	
14	Quentin Duncan	15:50	3-6	2-2	0-0	0 2 2	4 0	8	2	0	0	0	0	-7	
25	John Kelly	09:43	0-1	0-0	2-2	1 0 1	2 2	2	0	0	0	0	0	-14	
33	Zack Scherier	18:26	0-2	0-0	0-1	3 1 4	0 0	1	0	3	0	0	0	-6	
7	Cameron Pggie	04:52	2-3	2-3	0-0	0 0 0	0 0	6	1	1	0	0	0	-4	
8	Jeffrey Akintolu	04:52	1-1	0-0	0-0	2 1 3	1 1	2	0	0	1	0	0	4	
Team						2 2 4	0	0	0	1	1				
Totals			22-62	12-31	11-15	13 27 40	18 14	67	12	20	4	2	1	-27	

Major Fouls: NONE

Cincinnati - 94

Record: 5-1

NO.	Name	Min	FG	3P	FT	Rebounds	Fouls	TP	AS	TO	ST	Blocks	BS	BA	+/
			M-A	M-A	M-A	OR DR TOT	PF FD								
32	Jalen Celestine	F 10:53	0-6	0-5	2-2	0 1 1	0 1	2	1	0	0	0	0	3	
52	Moustapha Thiam	C 25:34	7-12	0-2	1-1	0 10 10	1 2	15	1	1	1	1	0	28	
1	Day Day Thomas	G 25:25	2-4	2-4	0-0	1 2 3	2 0	6	5	0	1	0	0	22	
10	Shon Abae	G 28:19	6-13	4-11	4-4	1 7 8	2 3	20	3	2	2	0	0	10	
11	Kerr Krisa	G 18:17	2-3	1-1	0-0	0 2 2	0 0	5	6	0	1	0	1	21	
5	Sencire Harris	20:07	4-7	1-2	3-7	2 0 2	2 4	12	5	1	2	0	0	23	
17	Jordi Rodriguez	22:31	3-5	3-4	1-2	1 1 2	0 1	10	1	0	1	0	0	18	
24	Tyler McKinley	13:15	2-3	0-0	0-0	2 1 3	1 0	4	1	1	0	0	0	14	
7	Keyshuan Tillery	19:20	4-10	1-3	0-1	0 1 1	4 3	9	1	3	1	0	0	1	
65	Halvine Dzelat	14:26	4-5	0-0	3-4	3 1 4	3 4	11	0	1	0	0	0	-1	
13	Grant Darbyshire	01:53	0-1	0-0	0-0	0 0 0	0 0	0	0	0	0	0	0	-3	
Team						2 0 2	0	0	0	0	0				
Totals			34-69	12-32	14-21	12 26 38	15 18	94	24	9	9	1	2	-27	

Major Fouls: Tillery (TF) 2nd 10:37

	NJIT	CIN
Biggest lead	1 (1 st 14:34)	33 (2 nd 1:24)
Best Scoring Run	8 (1 st 8:34)	13 (1 st 10:24)
Lead Changes	2	
Times Tied	1	
Time with Lead	00:29	39:19

Points from	NJIT	CIN
Turnovers	5	33
Paint	14	42
Second Chance	15	12
Fast Breaks	5	19
Bench	29	46

Period by Period Scoring	1st	2nd	TOT
NJIT	28	39	67
CIN	42	52	94



Eastern Michigan 64, Cincinnati 56



Official Basketball Box Score - Final
Eastern Mich. at Cincinnati
11/26/25 Fifth Third Arena, Cincinnati
2025-26 Men's Basketball

Game Time: 7:00 PM
Game Duration: 2:11
Attendance: 9,853

Officials: Doug Simons, Robert Felder, James Ford

Eastern Mich. - 64

Record: 4-3

NO.	Name	Min	FG	3P	FT	Rebounds	Fouls	TP	AS	TO	ST	Blocks	BS	BA	+/
			M-A	M-A	M-A	OR DR TOT	PF FD								
4	Mohammad Habhab	F 37:29	3-12	0-3	7-8	0 5 5	2 6	13	3	3	4	1	2	5	
13	Godslove Nwabude	F 22:03	2-4	0-0	0-0	1 7 8	3 0	4	0	1	2	2	1	6	
2	Carlos Hart	G 33:48	4-8	2-4	5-5	1 4 5	5 15	3	0	0	1	1	1	1	
9	Addison Patterson	G 29:01	2-3	0-1	3-4	3 6 9	2 3	7	3	4	1	0	0	-2	
10	Jon Sanders	G 24:05	3-7	2-5	2-3	1 1 2	1 3	10	2	1	0	0	1	2	
3	Mehki Ellison	12:54	2-4	1-3	0-0	0 0 0	0 0	5	1	2	0	0	0	8	
33	John Shanu II	05:16	0-0	0-0	0-0	0 0 0	0 0	0	0	1	0	0	0	-6	
35	Merritt Alderink	02:55	0-0	0-0	0-0	0 0 0	1 0	0	0	0	0	0	0	5	
1	Mak Mancel	12:08	2-3	2-3	2-2	1 1 2	1 1	8	0	1	1	0	0	15	
7	Aidan Rubio	07:25	0-1	0-1	0-0	0 1 1	0 0	0	0	0	0	0	0	7	
5	Braelon Green	11:31	1-1	0-0	0-0	0 2 2	0 0	2	0	0	0	0	0	3	
0	Gregory Lawson	01:25	0-1	0-1	0-0	0 0 0	0 0	0	0	1	0	0	0	-4	
Team						0 2 2	0	0	0	0	0				
Totals			19-44	7-21	19-22	7 29 36	15 18	64	12	17	8	4	6	8	

Major Fouls: NONE

Cincinnati - 56

Record: 5-2

2025-26 BOX SCORES

Xavier 79, Cincinnati 74



Official Basketball Box Score - Final
Cincinnati at Xavier
12/05/25 Cinras Center, Cincinnati
2025-26 Men's Basketball

Game Time: 7:30 PM
Game Duration: 2:06
Attendance: 10,880

Officials: John Gaffney, Pat Driscoll, Kipp Kissinger

Cincinnati - 74

Record: 6-3

NO.	Name	Pos	Min	FG		3P	FT	Rebounds		Fouls	PF	FD	TP	AS	TO	ST	Blocks		+/-
				M/A	M-A			OR	DR								BS	BA	
18	Baba Miller	F	28:28	3-12	0-4	4-7	3	14	17	4	5	10	6	0	0	1	1	1	-14
52	Moustapha Thiam	C	26:37	4-9	0-1	1-2	3	6	9	2	2	9	0	1	0	2	0	-12	
1	Day Day Thomas	G	27:43	6-13	3-7	0-0	0	3	3	3	0	15	3	1	0	0	0	-13	
10	Shon Abaev	G	24:41	6-12	4-7	0-2	0	3	3	0	1	16	2	1	0	1	1	-1	
11	Kerr Krisa	G	33:06	2-9	2-9	4-5	0	1	1	2	2	10	3	2	1	0	0	3	
5	Sencire Harris		17:13	0-6	0-1	2-4	2	1	3	3	2	2	2	0	1	0	0	-1	
24	Tyler McKinley		14:35	1-2	0-0	0-0	4	0	4	2	0	2	0	2	0	0	1	8	
32	Jalen Celestine		22:39	4-6	2-4	0-2	1	5	6	2	1	10	2	1	1	0	0	3	
7	Keyshuan Tillery		04:58	0-0	0-0	0-0	0	2	2	0	0	0	0	0	0	0	0	2	
Team								2	1	3	0				0				
Totals				26-69	11-33	11-22	15	36	51	18	13	74	18	9	3	4	3	-5	

Major Fouls: NONE

Xavier - 79

Record: 7-3

NO.	Name		Min	FG		3P	FT	Rebounds		Fouls	PF	FD	TP	AS	TO	ST	Blocks		+/-
				MA	M-A			OR	DR								BS	BA	
4	Filip Borovicanin	F	32:05	5-7	2-4	0-0	1	1	2	2	1	12	4	1	1	0	0	3	
12	Tre Carroll	F	35:15	14-23	1-5	1-6	0	7	7	3	6	30	1	2	1	1	1	4	
24	Jovan Milicevic	F	28:24	4-11	2-7	2-5	1	2	3	3	3	12	2	0	2	0	1	9	
1	Malik Messina-Moore	G	31:00	2-6	0-3	0-0	0	5	5	1	0	4	6	0	0	0	0	7	
3	Al Wright	G	32:38	1-5	0-2	4-4	0	5	5	2	2	6	4	0	0	0	1	9	
0	Roddie Anderson III		15:26	2-9	1-7	3-3	0	1	1	0	2	8	1	0	1	0	0	-6	
21	Anthony Robinson		09:15	0-0	0-0	2-4	2	3	5	0	3	2	0	1	0	0	0	-10	
7	Isaiah Walker		10:58	1-2	0-0	0-0	0	5	5	1	0	2	1	0	0	0	1	2	
22	Pape N'Diaye		04:59	1-1	0-0	1-1	1	2	3	1	1	3	0	0	0	2	0	7	
Team								0	1	1	0				0				
Totals				30-64	6-28	13-23	5	32	37	13	18	79	19	4	5	3	4	-5	

Major Fouls: NONE

	UC	XAV
Biggest lead	3 (1 st 19:35)	13 (2 nd 12:21)
Best Scoring Run	6 (1 st 13:49)	13 (2 nd 14:33)
Lead Changes	9	
Times Tied	5	
Time with Lead	04:41	29:51

Points from	UC		XAV
	Turnovers	3	9
Paint		26	28
Second Chance		18	4
Fast Breaks		10	8
Bench		14	15

Period by Period Scoring			
	1st	2nd	TOT
UC	37	37	74
XAV	37	42	79

Shooting By Period		
1 st	FG%	14-36 38.9%
	3PT%	3-16 18.8%
	FT%	6-9 66.7%
2 nd	FG%	16-28 57.1%
	3PT%	3-12 25.0%
	FT%	7-14 50%
GM	FG%	30-64 46.9%
	3PT%	6-28 21.4%
	FT%	13-23 56.5%
Dead Ball Rebounds: 1, 1		

Georgia 84, Cincinnati 65



Official Basketball Box Score - Final
Cincinnati at Georgia
12/13/25 State Farm Arena, Atlanta
2025-26 Men's Basketball

Game Time: 2:00 PM
Game Duration: 2:15
Attendance: 100

Officials: Job Hartness, Todd Austin, Justin Shannon

Cincinnati - 65

Record: 6-4

NO.	Name		Min	FG		3P	FT	Rebounds		Fouls	PF	FD	TP	AS	TO	ST	Blocks		+/-
				MA	M-A			OR	DR								BS	BA	
18	Baba Miller	F	33:11	5-7	0-0	1-5	3	4	7	4	4	11	2	2	1	0	0	-14	
52	Moustapha Thiam	G	21:17	5-11	1-3	0-0	5	4	9	3	1	11	0	2	0	0	0	-7	
1	Day Day Thomas	G	23:27	1-7	0-4	6-6	1	4	5	5	4	8	4	1	2	0	0	-2	
10	Shon Abaev	G	23:56	2-11	1-5	2-4	1	3	4	0	3	7	2	4	1	0	1	-7	
11	Kerr Krisa	G	29:02	2-8	2-7	0-1	0	1	1	1	2	6	3	3	0	0	0	-30	
5	Sencire Harris		20:24	2-6	0-0	2-4	0	2	2	2	2	6	3	1	1	1	1	-1	
24	Tyler McKinley		10:07	0-1	0-1	0-0	0	2	2	1	0	0	1	1	0	0	0	-4	
32	Jalen Celestine		23:18	5-8	3-7	0-0	0	0	0	3	0	13	1	0	2	1	0	-21	
17	Jord Rodriguez		03:34	1-2	0-0	1-1	0	0	0	1	1	3	0	0	0	0	1	-2	
65	Halvine Dzallat		06:52	0-3	0-0	0-0	2	0	2	0	0	0	0	0	1	0	3	-2	
7	Keyshuan Tillery		04:52	0-0	0-0	0-0	0	1	1	1	0	0	0	1	0	0	1	0	-5
Team								2	2	4	0				0				
Totals				23-65	7-27	12-21	14	23	37	21	17	65	17	14	8	3	6	-19	

Major Fouls: Thiam (F1) 1st 11:50 Miller (TF) 2nd 17:57

Georgia - 84

Record: 9-1

NO.	Name		Min	FG		3P	FT	Rebounds		Fouls	PF	FD	TP	AS	TO	ST	Blocks		+/-
				MA	M-A			OR	DR								BS	BA	
6	Kanon Catchings	F	25:38	1-4	1-2	0-0	1	6	7	2	1	3	2	2	0	0	0	8	
2	Somto Cyril	C	24:05	6-6	0-0	1-3	3	4	7	3	3	13	2	2	2	3	0	9	
0	Blue Cain	G	33:33	5-12	0-6	12-14	1	4	5	3	6	22	5	1	3	0	0	22	
3	Jordan Ross	G	21:19	3-7	0-0	0-2	0	2	2	1	4	6	1	4	0	0	1	8	
5	Jeremiah Wilkinson	G	24:30	5-15	1-7	6-6	1	0	1	4	4	17	1	0	1	0	2	3	
4	Marcus Millender		18:41	4-6	2-3	0-0	0	5	5	1	1	10	3	2	0	0	0	11	
7	Justin Bailey		15:01	1-2	0-1	1-1	0	4	4	2	1	3	1	0	0	0	0	13	
11	Dylan James		06:03	0-1	0-0	0	0	1	1	1	0	0	0	0	0	0	0	-3	
25	Justin Abson		12:05	2-2	0-0	0-0	3	1	4	0	0	4	3	1	1	3	0	5	
21	Jake Wilkins		06:56	0-1	0-1	0-0	0	2	2	0	0	0	0	1	0	0	0	0	
1	Kareem Slugg		12:09	3-4	0-1	0-0	0	2	2	0	0	6	0	1	0	0	0	19	
Team								0	1	1	0				0				
Totals				30-60	4-21	20-26	9	32	41	17	20	84	18	15	7	6	3	19	

Major Fouls: NONE

	CIN	UGA	Points from			CIN	UGA
Biggest lead	11 (1 st 9:17)	19 (2 nd 1:06)	Turnovers			11	21
Best Scoring Run	9 (1 st 12:15)	8 (1 st 3:28)	Paint			30	48
Lead Changes	3		Second Chance			12	15
Times Tied	3		Fast Breaks			11	18
Time with Lead	20:01	17:44	Bench			22	23

SINGLE-GAME TEAM RECORDS

HIGHS

Points

127	v. North Texas State	1957-58
123	v. St. Joseph's (Pa.)	1959-60
	v. North Texas State	1959-60
122	v. St. Joseph's (Ind.)	1976-77
120	v. Kent State	1976-77

Points (Two Teams)

232	UC 119, Morehead St. 113	1957-58
-----	--------------------------	---------

Points (One Half)

69	v. North Texas State	1957-58
68	v. DePaul	1997-98

Field Goals Made

55	v. St. Joseph's (Ind.)	1975-76
	v. Wright State	1976-77
51	v. Northeast Illinois	1973-74
50	v. multiple opponents	

Field Goals Attempted

132	v. Cedarville	1949-50
113	v. Cedarville	1950-51
	v. Western Reserve	1951-52
112	v. Wilmington	1951-52
109	v. Western Reserve	1952-53

Field Goal Percentage

.672	v. E. Michigan (41-61)	1996-97
.667	v. St. Francis (Pa.) (32-48)	1990-91
.655	v. Austin Peay (38-58)	1992-93
.647	v. Central Florida (33-51)	2014-15
.647	v. F. Dickinson (44-68)	2016-17
.643	v. Memphis (27-42)	1986-87
	v. Kent State (36-56)	1990-91

3-Point Field Goals Made

24	v. Oakland	1998-99
18	v. Louisiana-Monroe	2001-02
17	v. Tulane	2022-23
17	v. Arizona	2022-23
17	v. Wofford	2006-07
16	v. West Virginia	2023-24
16	v. Detroit Mercy	2023-24
16	v. Tulsa	2021-22
16	v. Memphis	2021-22
16	v. Chicago State	2011-12
15	v. Tarleton State	2025-26
15	v. Tulsa	2017-18

3-Point Field Goals Attempted

48	v. Tulane	2022-23
48	v. Oakland	1998-99
39	v. Savannah State	2017-18
38	v. West Virginia	2023-24
36	v. Tarleton State	2025-26
	v. Tulsa	2021-22
	v. Eastern Kentucky	2008-09
	v. Temple	1993-94
	v. Coppin State	2001-02
35	v. Georgia Tech	2023-24
	v. Chicago State	2011-12
34	v. Louisiana-Monroe	2001-02
	v. Chicago State	2013-14
	v. USF	2016-17
	v. Arizona	2022-23
	v. Detroit Mercy	2022-23
	v. Detroit Mercy	2023-24

3-Point Field Goal Percentage (min: 5 made)

.833	v. Regis (5-6)	1986-87
.750	v. Central Florida (6-8)	2014-15
.741	v. Duke (5-7)	1998-99
.682	v. Tulsa (15-22)	2017-18
.667	v. Massachusetts (8-12)	1992-93
.643	v. Temple (9-14)	2014-15
.636	v. Stony Brook (7-11)	2014-15
.632	v. Vermont (12-19)	2019-20

Free Throws Made

42	v. Louisville	2002-03
41	v. Arkansas-Pine Bluff	2015-16
38	v. UAB	1997-98
38	at UConn (AAC)	2016-17
37	v. North Texas State	1957-58
36	v. Bradley	1956-57

Free Throws Attempted

59	v. Arkansas-Pine Bluff	2015-16
58	v. Louisville	2002-03
55	v. UAB	1997-98
55	v. Bowling Green	2019-20
51	v. North Texas State	1957-58
49	v. Miami (OH)	1952-53
	v. Miami (OH)	1956-57
	v. Arkansas	1995-96

Free Throw Percent (min. 8×= made)

1.000	v. Loyola (Ill.) (12-12)	1986-87
	v. Saint Louis (8-8)	1992-93
	v. Temple (17-17)	1995-96
	v. Louisville (18-18)	2005-06
	at Texas Tech (10-10)	2023-24

Rebounds

84	v. Union	1954-55
82	v. Kent State	1952-53
80	v. Tennessee	1955-56
	v. North Texas State	1957-58

Rebound Margin

+48	v. Chicago State	2013-14
+45	v. Tennessee	1955-56
+43	v. Union	1954-55
+40	v. Case Western Reserve	1952-53
	v. North Texas State	1957-58

Assists

41	v. St. Joseph's (Ind.)	1975-76
32	v. Robert Morris	2015-16
29	v. Fairleigh Dickinson	2016-17
28	v. Pacific	1958-59
27	(last vs. UAPB, 2024-25)	

Steals

23	v. Ark.-Little Rock	2012-13
20	v. Tulane	1978-79
	v. Howard	1996-97
19	v. Akron	1976-77
	v. Arkansas-Pine Bluff	2015-16
18	v. Bowling Green	1989-90
	v. Wyoming	1995-96
	v. Oklahoma State	2024-25

Blocked Shots

18	v. Marquette	2005-06
15	v. Iowa State	1999-00
14	v. DePaul	1997-98
13	v. Memphis	1999-00
	v. Miami (Ohio)	2004-05

Turnovers

31	v. Cleveland State	1973-74
29	v. Pittsburgh	1978-79
	v. Tulane	1978-79
	v. Xavier	1997-98
	v. Central Michigan	2006-07

Personal Fouls

39	v. William & Mary	1951-52
38	v. Morehead State	1955-56
	v. Louisville	1985-86
37	v. Miami (Ohio)	1951-52

Disqualifications

5	v. William & Mary	1950-51
	v. St. Bonaventure	1950-51

Overtime Periods

7	v. Bradley	1981-82
	(75-73 UC win), NCAA Record	

Fewest Points Scored

11	v. Kentucky	1983-84
31	v. Louisville	1980-81
37	v. Louisville	1983-84
38	v. Georgia Tech	1977-88

Fewest Field Goals Made

5	v. Kentucky	1983-84
12	v. Memphis	2008-09
	v. LaSalle	1948-49
13	v. Saint Louis	1960-61
	v. Connecticut	2013-14

Fewest Field Goals Attempted

12	v. Kentucky	1983-84
----	-------------	---------

Lowest Field Goal Percentage

.156	v. LaSalle (12-77)	1948-49
.207	v. Butler (17-82)	1948-49
.215	v. Butler (17-79)	1948-49
.222	v. Duquesne (14-63)	1951-52
.243	v. Miami (Ohio) (17-71)	1948-49

Fewest 3-Point Field Goals Made

0	(last vs. Tulane, 2014-15)	
---	----------------------------	--

Fewest 3-Point Field Goals Att.

2	v. South Carolina	1988-89
	v. Morehead State	1986-87

Lowest 3-Point FG Percentage

.000	v. multiple opponents	
------	-----------------------	--

Fewest Free Throws Made

0	v. Georgia Tech	1977-78
1	v. VCU	1978-79
	v. Kentucky	1983-84
	v. Pittsburgh	2013-14
	v. Kansas	2024-25
	v. BYU	2024-25

Fewest Free Throws Attempted

0	v. Georgia Tech	1977-78
2	v. Kansas	2024-25
	v. Louisville	2008-09
	v. Kentucky	1983-84
	v. Tulane	1982-83
3	v. Brown	1973-74
	v. Pittsburgh	2013-14

Lowest Free Throw Percentage

.143	v. Louisville (1-7)	2011-12
.222	v. UNC Wilmington (2-9)	2000-01

.240	v. Tulsa (6-25)	1968-69
.286	v. Toledo (4-14)	1951-52
.286	v. West Virginia (2-7)	2024-25
.300	v. Tulsa (3-10)	1966-67
	v. East Carolina (3-10)	2001-02

Fewest Rebounds

9	v. Kentucky	1983-84
13	v. Georgia Tech	1977-78
15	v. Louisville	1980-81

Fewest Assists

1	v. Xavier	1968-69
2	v. multiple opponents	

Fewest Steals

0	v. multiple opponents	
---	-----------------------	--

Fewest Blocked Shots

0	v. multiple opponents	
---	-----------------------	--

Fewest Turnovers

3	v. Ohio State	1960-61
	v. Louisville	1984-85
	v. Boston University	2001-02
	v. Villanova	2011-12
	v. Memphis	2013-14
	v. Texas Southern	2016-17
	v. Memphis	2017-18
4	v. Virginia Tech	1982-83
	v. Charlotte	2000-01
	v. Middle Tennessee	2003-04
	v. Georgetown	2005-06
	at Houston	2018-19
	v. Detroit Mercy	2022-23
	at South Florida	2022-23
	v. Morehead State	2024-25

Fewest Personal Fouls

5	v. Chaminade	2022-23
	v. Southern Miss	1985-86
	v. VCU	2014-15
6	v. Nicholls	2024-25
	v. Kansas	2024-25
7	v. multiple opponents	

Fewest Records begin with 1946-47



Leonard Stokes scored 31 points while Cincinnati set a school record, making 42 free throws in a 101-80 win over Louisville on Feb. 21, 2003.

SINGLE-GAME INDIVIDUAL RECORDS

Minutes Played

73	Bobby Austin v. Bradley	1981-82
64	Dwight Jones v. Bradley	1981-82
63	Junior Johnson v. Bradley	1981-82
	Mike Williams v. Bradley	1981-82
60	David Kennedy v. Memphis	1980-81
56	Troy Caupain v. UConn	2015-16

Points

62	Oscar Robertson v. North Texas	1959-60
56	Oscar v. Seton Hall	1957-58
	Oscar Robertson v. Arkansas	1957-58
50	Oscar Robertson v. St. Louis	1957-58
	Oscar Robertson v. Wich. State	1957-58
	Oscar Robertson v. Iowa	1959-60

Field Goals Made

23	Oscar Robertson v. N. Texas St.	1959-60
22	Oscar Robertson v. Seton Hall	1957-58
21	Oscar Robertson v. Arkansas	1957-58
19	Larry Imburgia v. Cedarville	1950-51
	Oscar Robertson v. Kansas	1959-60

Field Goals Attempted

36	Oscar Robertson v. Arkansas	1957-58
34	Oscar Robertson v. Miami (OH)	1958-59
33	Jack Twyman v. WKU	1954-55
	Oscar Robertson v. Iowa	1959-60
32	Jack Twyman v. Ball State	1954-55
	Oscar Robertson v. Seton Hall	1957-58
	Oscar Robertson v. Bradley	1959-60
	Oscar Robertson v. Wichita St.	1959-60
	LaZelle Durden v. Wyoming	1994-95

Field Goal Percentage (min. 10 made)

.933	Danny Fortson v. E. Mich. (14-15)	1996-97
.923	George Wilson v. Ohio (12-13)	1962-63
.917	Kenyon Martin v. UNLV (11-12)	1998-99
.909	Erik Martin v. SEMO (10-11)	1992-93
	Eric Hicks v. DePaul (10-11)	2004-05

3-Point Field Goals Made

10	Melvin Levett v. E. Kentucky	1997-98
9	Landers Nolley II vs. Arizona II/21/22	
	LaZelle Durden v. Memphis	1993-94
	Deonta Vaughn v. Wofford	2006-07
	Deonta Vaughn v. C. Carolina	2007-08
8	Nick Van Exel v. Temple	1992-93
	LaZelle Durden v. Temple	1993-94
	LaZelle Durden v. Austin Peay	1993-94
	LaZelle Durden v. Chgo State	1993-94
	LaZelle Durden v. Saint Louis	1993-94
	LaZelle Durden v. Dayton	1993-94
	Melvin Levett v. Oakland	1998-99
	Steve Logan v. Oakland	1998-99
	Field Williams v. Coppin State	2003-04
	Tony Bobbitt v. USF	2003-04
	Deonta Vaughn v. UConn	2007-08
	Sean Kilpatrick v. N.C. A&T	2012-13
	Simas Lukosius v. San Fran. 2023-24	

3-Point Field Goals Attempted

20	LaZelle Durden v. Wyoming	1994-95
17	LaZelle Durden v. Temple	1993-94
	LaZelle Durden v. Dayton	1993-94
	Deonta Vaughn v. Wofford	2006-07
16	Darnell Burton v. Miss. State	1995-96
	Melvin Levett v. Oakland	1998-99
	Deonta Vaughn v. USF	2006-07

3-Point Field Goal Percentage (min. 5 made)

1.000	Field Williams v. Louisville (5-5)	2001-02
1.000	Marcus Sikes v. G'town (5-5)	2006-07
1.000	Sean Kilpatrick v. Wright State (5-5)	2010-11
1.000	Justin Jenifer v. SMU (5-5)	2018-19
.833	Darnell Burton v. Xavier (5-6)	1995-96
.800	Field Williams v. Cop. State (8-10)	2003-04
.800	Simas Lukosius vs. San Fran. (8-10) 2023-24	

Free Throws Made

22	Oscar Robertson v. North Texas	1958-59
20	Oscar Robertson v. Wichita St.	1957-58
19	Deonta Vaughn v. Notre Dame	2008-09
	Oscar Robertson v. St. B'venture	1959-60
18	Oscar Robertson v. Drake	1959-60
	Bobby Brannen v. Minnesota	1997-98

Free Throws Attempted

25	Oscar Robertson v. North Texas St.	1958-59
	Oscar Robertson v. St. Bonaventure	1959-60
22	Deonta Vaughn v. Notre Dame	2008-09
	Oscar Robertson v. Miami (OH)	1957-58
	Jarron Cumberland v. Temple	2019-20
21	Oscar Robertson v. Wichita St.	1957-58
	Chris McNeal v. BGSU	2019-20
20	Oscar Robertson v. New York	1958-59
	Oscar Robertson v. Drake	1959-60
	Bobby Brannen v. Minnesota	1997-98
	Jason Maxiell v. Valparaiso	2003-04

Free Throw Percentage (min. 10 made)

	Sean Kilpatrick v. IA State (16-16)	2012-13
	Oscar Robertson v. Xavier (14-14)	1957-58
	Bobby Brannen v. SO Miss. (14-14)	1997-98
	Oscar Robertson v. Seton Hall (12-12)	1957-58
	Steve Logan v. IA State (12-12)	1999-00
	David Delulius v. Houston (12-12) 2021-22	
	Day Day Thomas v. Dayton (12-12) 2025-26	
	Steve Logan v. USF (11-11)	2000-01
	Sean Kilpatrick v. L'ville (11-11)	2013-14
	Junior Johnson v. Xavier (10-10)	1982-83
	Bobby Brannen v. Morehead (10-10)	1997-98
	Steve Logan v. W. Forest (10-10)	2001-02
	Eric Hicks v. Louisville (10-10)	2005-06
	Yancy Gates v. G'town (10-10)	2010-11

Rebounds

33	Connie Dierking v. Loyola (La.)	1956-57
31	Connie Dierking v. North Texas	1957-58
30	Jack Twyman v. Miami (Ohio)	1954-55
	Connie Dierking v. GW	1955-56

Assists

16	Steve Logan v. Coppin State	2001-02
15	Eddie Lee v. Seton Hall	1978-79
13	Oscar Robertson v. K-State	1958-59
12	Oscar Robertson v. Pacific	1958-59
	Oscar Robertson v. DePaul	1959-60
	Dean Foster v. Wichita State	1965-66
	Eddie Lee v. West Virginia	1978-79
	Eddie Lee v. Florida State	1978-79
	Eddie Lee v. North Carolina	1979-80
	Elnardo Givens v. S. Florida	1987-88
	David Delulius v. SMU 2020-21	
	David Delulius v. ECU 2022-23	

Steals

8	Dick Dallmer v. Xavier	1948-49
	Tony Bobbitt v. Coppin State	2003-04
7	Day Day Thomas v. DePaul 2024-25	
	Michael Horton v. Louisville	1997-98
	Cashmere Wright v. Villanova	2011-12
6	Day Day Thomas v. OK State 2024-25	
	Brian Williams v. Kent State	1976-77
	Brian Williams v. St. Joe's (Ind.)	1976-77
	Eddie Lee v. Rutgers	1976-77
	Bobby Austin v. Tulane	1978-79
	Kenneth Henry v. ECU	1985-86
	Ronnie Ellison v. NKU	1987-88
	Ronnie Ellison v. VA Tech	1987-88
	Allen Jackson v. Saint Louis	1991-92
	Terry Nelson v. GA Southern	1992-93
	Erik Martin v. Xavier	1992-93
	Charles Williams v. Howard	1996-97
	Kenyon Martin v. Nicholls State	1998-99
	Deonta Vaughn v. NC State	2006-07
	Cashmere Wright v. Villanova	2011-12
	Sean Kilpatrick v. Ark.-Pine Bluff	2011-12

Blocked Shots

10	Rick Roberson v. Bradley	1966-67
	Jim Ard v. Miami (Ohio)	1968-69
	Kenyon Martin v. DePaul	1997-98
	Kenyon Martin v. Memphis	1999-00
	Eric Hicks v. Marquette	2005-06
8	George Wilson v. Dayton	1963-64
	Kenyon Martin v. Louisville	1997-98
	Eric Hicks v. Xavier	2003-04
	Jason Maxiell v. Houston	2004-05
	Viktor Lakhin v. SMU 2022-23	

Turnovers

11	Dean Foster v. Wichita State	1965-66
10	Derrek Dickey v. Louisville	1971-72
	Dwight Jones v. Augustana	1979-80

TRIPLE DOUBLES

Oscar Robertson v. Pacific (39 points, 23 rebounds, 10 assists)	Dec. 17, 1958
Oscar Robertson v. Miami (Ohio) (43 points, 21 rebounds, 10 assists)	Feb. 17, 1959
Oscar Robertson v. Wichita State (34 points, 14 rebounds, 11 assists)	Feb. 21, 1959
Oscar Robertson v. Kansas State (24 points, 17 rebounds, 13 assists)	Mar. 14, 1959
Oscar Robertson v. Louisville (39 points, 17 rebounds, 10 assists)	Mar. 21, 1959
Oscar Robertson v. Indiana State (45 points, 23 rebounds, 10 assists)	Dec. 1, 1959
Oscar Robertson v. Bradley (42 points, 22 rebounds, 10 assists)	Dec. 22, 1959
Oscar Robertson v. N. Texas State (16 points, 11 rebounds, 11 assists)	Feb. 8, 1960
Oscar Robertson v. California (18 points, 10 rebounds, 10 assists)	Mar. 18, 1960
Oscar Robertson v. New York (32 points, 14 rebounds, 11 assists)	Mar. 19, 1960
Rick Roberson v. Bradley (16 points, 10 rebounds, 10 blocks)	Jan. 17, 1967
Kenyon Martin v. DePaul (24 points, 23 rebounds, 10 blocks)	Feb. 21, 1997
Kenyon Martin v. Memphis (28 points, 13 rebounds, 10 blocks)	Jan. 19, 2000
Kenny Satterfield v. Tulane (12 points, 11 rebounds, 10 assists)	Jan. 29, 2001
Eric Hicks v. Marquette (22 points, 12 rebounds, 10 blocks)	Jan. 7, 2006

Triple Double Leaders

Oscar Robertson	10
Kenyon Martin	2
Eric Hicks	1
Rick Roberson	1
Kenny Satterfield	1



2025-26 Cincinnati Men's Basketball Combined Team Statistics All games

Page 1/1
as of Dec 13, 2025

Game Records

Record	Overall	Home	Away	Neutral
ALL GAMES	6-4	6-1	0-1	0-2
CONFERENCE	0-0	0-0	0-0	0-0
NON-CONFERENCE	6-4	6-1	0-1	0-2

Score by Periods

Team	1st	2nd	OT	TOT
Cincinnati	353	390	0	743
Opponents	315	355	0	670

Team Box Score

No.	Player				Total		3-Point		F-Throw		Rebounds											
		GP-GS	MIN	AVG	FG-FGA	FG%	3FG-3FGA	3FG%	FT-FTA	FT%	OFF	DEF	TOT	AVG	PF	DQ	A	TO	BLK	STL	PTS	AVG
1	THOMAS, Day Day	10-10	293:29	29.3	37-98	.378	27-59	.458	32-34	.941	11	28	39	3.9	27	1	42	18	6	8	133	13.3
18	MILLER, Baba	8-8	233:50	29.2	39-67	.582	1-12	.083	27-47	.574	19	66	85	10.6	15	0	18	18	13	9	106	13.3
10	ABAEV, Shon	10-10	234:33	23.5	39-105	.371	18-65	.277	19-31	.613	9	32	41	4.1	19	1	15	20	2	8	115	11.5
52	THIAM, Moustapha	10-10	260:30	26.0	40-76	.526	2-14	.143	17-35	.486	19	54	73	7.3	22	0	4	19	20	13	99	9.9
11	KRIISA, Kerr	10-10	283:15	28.3	25-75	.333	22-68	.324	9-12	.750	0	19	19	1.9	14	0	44	22	1	4	81	8.1
5	HARRIS, Sencire	10-0	195:28	19.5	25-61	.410	2-11	.182	26-42	.619	11	17	28	2.8	25	1	17	11	2	15	78	7.8
32	CELESTINE, Jalen	9-1	142:50	15.9	16-44	.364	12-35	.343	3-7	.429	3	14	17	1.9	18	0	8	5	3	6	47	5.2
17	RODRIGUEZ, Jordi	7-0	73:10	10.5	7-21	.333	5-17	.294	6-10	.600	2	6	8	1.1	5	0	6	5	0	1	25	3.6
7	TILLERY, Keyshuan	10-0	93:38	9.4	11-27	.407	3-9	.333	2-6	.333	1	11	12	1.2	8	0	9	11	1	4	27	2.7
24	MCKINLEY, Tyler	10-1	141:36	14.2	10-20	.500	0-2	.000	0-2	.000	17	15	32	3.2	18	1	10	8	3	5	20	2.0
65	DZELLAT, Halvine	6-0	45:20	7.6	4-12	.333	0-1	.000	4-6	.667	9	7	16	2.7	7	0	0	2	2	2	12	2.0
13	DARBYSHIRE, Grant	2-0	02:21	1.2	0-1	.000	0-0	.000	0-0	.000	0	0	0	0.0	0	0	0	0	0	0	0	0.0
Team											15	11	26					4				
Total		10	2000		253-607	.417	92-293	.314	145-232	.625	116	280	396	39.6	178	4	173	143	53	75	743	74.3
Opponents		10	2000		228-576	.396	72-249	.289	142-197	.721	85	274	359	35.9	193	5	132	159	29	71	670	67.0

Team Statistics

	UC	OPP
Scoring		
Points per game	74.3	67.0
Scoring margin	+7.3	-
Field goals-att		
Field goal pct	.417	.396
3 point fg-att		
3-point FG pct	.314	.289
3-pt FG made per game	9.2	7.2
Free throws-att		
Free throw pct	.625	.721
F-Throws made per game	14.5	14.2
Rebounds		
Rebounds per game	39.6	35.9
Rebounding margin	+3.7	-
Assists		
Assists per game	17.3	13.2
Turnovers		
Turnovers per game	14.3	15.9
Turnover margin	+1.6	-
Assist/turnover ratio	1.2	0.8
Steals		
Steals per game	7.5	7.1
Blocks		
Blocks per game	5.3	2.9
Winning streak		
Home win streak	1	-
Attendance		
Home games-Avg/Game	66676	10880
Neutral site-Avg/Game	7-9525	1-10880
	-	2-4304

Team Results

Date	Opponent		Score	Att.
11/03/2025	Western Caro.	W	94-63	9126
11/07/2025	Georgia St.	W	74-64	10009
11/11/2025	Dayton	W	74-62	11815
11/16/2025	Mount St. Mary's	W	72-55	9007
11/21/2025	vs Louisville	L	64-74	8507
11/24/2025	NJIT	W	94-67	8774
11/26/2025	Eastern Mich.	L	56-64	9853
12/01/2025	Tarleton St.	W	76-58	8092
12/05/2025	at Xavier	L	74-79	10880
12/13/2025	vs Georgia	L	65-84	100