

2 NATIONAL TITLES | 6 FINAL FOURS | 8 ELITE EIGHTS | 13 SWEET SIXTEENS | 33 NCAA TOURNAMENTS | 41 CONFERENCE TITLES

### 2025-26 SCHEDULE / RESULTS

DATE	OPPONENT (TV)	TIME (ET)/RES
Nov. 3	Western Carolina (ESPN+)	W, 94-63
Nov. 7	Georgia State (ESPN+)	W, 74-64
Nov. 11	Dayton^ (ESPN+)	W, 74-62
Nov. 16	Mount St. Mary's (ESPN+)	W, 72-55
Nov. 21	vs. No. 6 Louisville# (ESPN2)	L, 74-64
Nov. 24	NIJT (ESPN+)	W, 94-67
Nov. 26	Eastern Michigan (ESPN+)	L, 64-56
Dec. 1	Tarleton State (ESPN+)	W, 76-58
Dec. 5	at Xavier\$ (TNT)	L, 79-74
Dec. 13	vs Georgia% (ESPNU)	L, 84-65
Dec. 17	Alabama State (ESPN+)	W, 88-51
Dec. 21	vs. Clemson& (ESPN)	L, 68-65
Dec. 29	Lipscomb (ESPN+)	W, 89-62
Jan. 3	No. 8 Houston* (FOX)	L, 67-60
Jan. 6	at West Virginia* (ESPN2)	L, 62-60
Jan. 11	at No. 25 UCF* (ESPN2)	L, 73-72
Jan. 14	Colorado* (Peacock)	W, 77-68
Jan. 17	No. 2 Iowa State* (Peacock)	W, 79-70
Jan. 21	at No. 1 Arizona* (FS1)	L, 77-51
Jan. 24	at Arizona State* (CBSSN)	L, 82-68
Jan. 28	Baylor* (FS1)	W, 67-57
Jan. 31	at No. 10 Houston* (FOX)	L, 76-54
Feb. 5	West Virginia* (ESPN2)	L, 59-54
Feb. 8	UCF* (CBSSN)	2 p.m.
Feb. 11	at Kansas State* (CBSSN)	9 p.m.
Feb. 15	Utah* (ESPN/2)	Noon
Feb. 21	at Kansas* (CBS)	1 p.m.
Feb. 24	at Texas Tech* (ESPN/2)	7 p.m.
Feb. 28	Oklahoma State* (CBSNN)	2 p.m.
March 3	BYU* (ESPN/2)	7 p.m.
March 7	at TCU* (TNT)	2 p.m.

\*Big 12 game; ^ Twyman-Stokes Classic; # The Hoops Classic; \$ Skyline Chili Crosstown Shootout; % Holiday Hoopsgiving, State Farm Arena; & Greenville Winter Invitational, Bon Secours Wellness Arena

### ON THE AIR

**TV:** CBS Sports Network  
 • Play-by-Play..... Chris Lewis  
 • Analyst..... Steve Lappas  
 • Sideline..... None  
 • Online..... CBSSportsNetwork.com  
 • Mobile App..... CBS Sports  
**RADIO:** BEARCATS SPORTS NETWORK  
 • Play-by-Play..... Dan Hoard  
 • Analyst..... Terry Nelson  
 • Local..... 700 WLW

### ATHLETICS COMMUNICATIONS

Primary Contact..... Brett Rybak  
 Phone ©:.....(440) 840-4962  
 Email:.....brett.rybak@uc.edu  
 Twitter.....@BrettRybak  
 Secondary Contact..... Zac Swain  
 Phone ©:.....(937) 613-0128  
 Email:.....Swainzt@mail.uc.edu  
 Twitter.....@Zswain30

### GAME AT A GLANCE

**CINCINNATI**

VS

**UCF**

11-12 • 3-7 BIG 12

17-5 • 6-4 BIG 12

SUNDAY, FEBRUARY 8, 2026 • 2 PM ET



#### CINCINNATI BEARCATS

**Head Coach** Wes Miller  
**Record at Cincinnati** 93-71 (Fifth Year/.574)  
**Overall Record** 278-206 (15th Year/.577)

#### GAME INFORMATION

**Facility:** Fifth Third Arena  
**Capacity:** 12,012  
**TV:** CBS Sports Network  
**Radio:** 700 WLW  
**Online:** The Varsity Network/TuneIn  
**Series Record:** Cincinnati leads, 18-7  
**Home/Away/Neutral:** 8-1/8-5/2-1  
**Last Meeting:** Jan. 11, 2026 (L, 73-72 in Orlando)



#### UCF KNIGHTS

**Head Coach** Johnny Dawkins  
**Record at School** 185-125 (10th Year/.597)  
**Overall Record** 341-240 (18th Year/.576)

### THE RUNDOWN

- The 2025-26 campaign marks the 125th season of competition for Cincinnati men's basketball, and the Bearcats will commemorate the milestone with a year-long celebration honoring the program's rich history, iconic players and cultural legacy. Cincinnati men's basketball, which was named a top-10 program in college basketball history by the Associated Press, boasts 44 All-Americans, 41 conference titles, six Final Four appearances and back-to-back national championships across its history, which dates back to the 1901-02 season.
- Cincinnati, allowing just 67.0 points per game defensively, ranks 10th nationally in adjusted defensive efficiency, per KenPom. Cincinnati also ranks 10th in the country in non-steal turnover percentage (9.6%), 15th in opponent offensive rebound percentage (25.8%) and 10th in opponent 2-point distance (7.1).
- Cincinnati has found itself forcing its opponents to play more deliberately on the offensive end. The Bearcats' opponents are taking 17.9 seconds per possession, good for 284th nationally.
- The Bearcats rank third in the Big 12 in 3-point attempts per game (26.9), fourth in the conference in scoring defense (67.0) and fifth in field goal percentage defense (41.4), assists per game (16.3), turnovers forced per game (13.26) and defensive rebounds per game (26.22).
- Despite missing the NIJT and Eastern Michigan games with an injury, senior forward Baba Miller sees himself among the best nationally and in the Big 12. Miller is tied for 27th nationally and second in the Big 12 in double-doubles with nine, while sitting first in the conference and third nationally with 8.05 defensive rebounds per contest and 11th in the country and second in the conference with 10.5 total rebounds per game. He ranks fifth in the nation in defensive rebounding percentage at 29.3%.
- Averaging 13.5 points, 10.5 boards and 3. assists per game, Baba Miller is one of two players in college basketball this season averaging at least 13-10-3. Butler's Michael Ajayi is the other, averaging 16.2 points, 11.3 rebounds and 3.1 assists. No other Bearcat dating back to 1996-97 has put together that stat line for a full season.

### PROBABLE STARTERS



**Day Day Thomas**  
 6-1 | 190 | Gr.  
 Bishopville, S.C.  
 10.9 PPG | 3.7 APG



**Jizzle James**  
 6-3 | 205 | Jr.  
 Orlando, Fla.  
 10.7 PPG | 2.3 APG



**Sencire Harris**  
 6-4 | 180 | Jr.  
 Canton, Ohio  
 6.8 PPG | 1.3 SPG



**Baba Miller**  
 6-11 | 225 | Sr.  
 Mallorca, Spain  
 13.5 PPG | 10.5 RPG



**Moustapha Thiam**  
 7-2 | 250 | So.  
 Dakar, Senegal  
 10.8 PPG | 1.5 BPG

## 2025-26 CINCINNATI NUMERICAL ROSTER

No.	Name	Pos.	Ht.	Wt.	Cl.	Hometown/Previous School
0	Bryson Buckingham	G	6-2	180	Fr.	Edmond, Okla./Link Academy
1	Day Day Thomas	G	6-1	190	Gr.	Bishopville, S.C./Kilgore College
2	Jizzle James	G	6-3	205	Jr.	Orlando, Fla./Olympia
3	Jalen Haynes	F	6-8	250	Gr.	Ft. Lauderdale, Fla./George Mason
5	Sencire Harris	G	6-4	180	Jr.	Canton, Ohio/West Virginia
7	Keyshuan Tillery	G	6-1	190	Fr.	Albany, N.Y./New Hampton
10	Shon Abaev	G	6-8	210	Fr.	Broward County, Fla./Calvary Christian Academy
11	Kerr Kriisa	G	6-3	185	Gr.	Vissu Kula, Estonia/Kentucky
13	Grant Darbyshire	G	6-2	190	Gr.	Cincinnati, Ohio/Kentucky
17	Jordi Rodriguez	G	6-6	195	Fr.	Barcelona, Spain
18	Baba Miller	F	6-11	225	Sr.	Mallorca, Spain/Florida Atlantic
24	Tyler McKinley	F	6-9	245	R-Fr.	Cincinnati, Ohio/Winton Woods
32	Jalen Celestine	G	6-7	220	Gr.	Ajax, Ontario/Baylor
52	Moustapha Thiam	C	7-2	250	So.	Dakar, Senegal/UCF
65	Halvine Dzellat	F	6-10	240	So.	Blais, France/Lille Pro B

### COACHING STAFF

**Head Coach:** Wes Miller (Fifth season)  
**Associate Head Coach:** Chad Dollar (Fifth season)  
**Assistant Coach/Recruiting Coordinator:** Andre Morgan (Fifth season)  
**Assistant Coach:** Tim Buckley (Second season)  
**Assistant Coach:** Jaylen Stowe (First season)  
**Assistant Coach:** Mamadou N'Diaye (First season)  
**Assistant to the Head Coach:** Kelly Peters (First season)  
**Assistant Director of Player Development:** Malik Massey (Fourth season)  
**Chief of Staff:** Bill Comar (Second season)  
**Executive to the Head Coach:** Ashley Hecimovich (Second season)  
**Video Coordinator:** Omari Prince (Third season)  
**Senior Associate AD, Sports Performance:** Mike Rehfeldt (Fifth season)  
**Senior Associate AD/PT Residency Director:** Bob Mangine (23rd season)  
**Graduate Assistant:** Ken-Jah Bosley (First season)  
**Graduate Assistant:** Nick MacDonald (First season)

## PRONUNCIATION GUIDE

KEYSHUAN Tillery	KEY-shon
Shon ABAEV	Uh-BY-ev
Kerr KRIISA	KREE-suh
Lucas ATURI	uh-TAR-ee
Jalen CELESTINE	suh-LESS-teen
Moustapha THIAM	CHAHM
HALVINE DZELLAT	hal-VEEN ZELL-uh
Mamadou N'DIAYE	EN-jai

## ROSTER INFORMATION

### By State/Country

Canada	(1) Jalen Celestine
Estonia	(1) Kerr Kriisa
Florida	(3) Shon Abaev, Jalen Haynes, Jizzle James
France	(1) Halvine Dzellat
New York	(1) Keyshuan Tillery
Ohio	(3) Grant Darbyshire, Sencire Harris, Tyler McKinley
Oklahoma	(1) Bryson Buckingham
Senegal	(1) Moustapha Thiam
South Carolina	(1) Day Day Thomas
Spain	(2) Baba Miller, Jordi Rodriguez

### By Class

Freshmen	(5) Shon Abaev, Bryson Buckingham, Keyshuan Tillery, Tyler McKinley (RFR), Jordi Rodriguez
Sophomores	(2) Halvine Dzellat, Moustapha Thiam
Juniors	(2) Sencire Harris, Jizzle James
Seniors	(1) Baba Miller
Graduates/Final Years	(5) Jalen Celestine, Grant Darbyshire, Jalen Haynes, Kerr Kriisa, Day Day Thomas

### By Height

7-2	(1) Moustapha Thiam
6-11	(1) Baba Miller
6-10	(1) Halvine Dzellat
6-9	(1) Tyler McKinley
6-8	(2) Shon Abaev, Jalen Haynes
6-7	(1) Jalen Celestine
6-6	(1) Jordi Rodriguez
6-4	(1) Sencire Harris
6-3	(2) Jizzle James, Kerr Kriisa
6-2	(2) Bryson Buckingham, Grant Darbyshire
6-1	(2) Day Day Thomas, Keyshuan Tillery

## CINCINNATI QUICK FACTS

### GENERAL INFORMATION

Location	Cincinnati, OH 45221
Founded	1819
Enrollment	54,000+ (Fall 2025)
Nickname	Bearcats
Colors	Red and Black
Arena (Capacity)	Fifth Third Arena (12,012)
Affiliation	NCAA Division I
Conference	Big 12
President	Neville Pinto
Director of Athletics	John Cunningham
Faculty Representative	Brian Hatch
Department of Athletics Phone	(513) 556-4603
Athletics Ticket Office Phone	(877) CATS-TIX

### ATHLETIC COMMUNICATIONS

Primary Basketball Contact	Brett Rybak
Cell Phone	(440) 840-4962
Email Address	brett.rybak@uc.edu
Secondary Basketball Contact	Zac Swain
Phone	(937) 613-0128
Email	swainzt@ucmail.uc.edu

### TEAM INFORMATION

2024-25 Record	19-16
Big 12 Record	7-13 (13th)
Starters returning/lost	2/3
Letterwinners returning/lost	3/10
Newcomers	11
Pct. points returning	31.2% (777 of 2,491)
Pct. rebounds returning	16.2% (197 of 1,218)
Pct. assists returning	43.1% (209 of 485)

## CINCINNATI TRADITION

The 2025-26 campaign marks the 125th season of competition for Cincinnati men's basketball, and the Bearcats will commemorate the milestone with a year-long celebration honoring the program's rich history, iconic players and cultural legacy. Cincinnati men's basketball, which was named a top-10 program in college basketball history by the Associated Press, boasts 44 All-Americans, 41 conference titles, six Final Four appearances and back-to-back national championships across its history, which dates back to the 1901-02 season. The program has spent 434 weeks ranked in the AP Top 25. Jack Twyman and Oscar Robertson are both members of the Basketball Hall of Fame, with Robertson earning a spot on the NBA's 75th-Anniversary Team in 2021.

## 125TH SEASON OF BEARCAT BASKETBALL

The 2025-26 campaign marks the 125th season of competition for Cincinnati men's basketball, and the Bearcats will commemorate the milestone with a year-long celebration honoring the program's rich history, iconic players and cultural legacy. Cincinnati men's basketball, which was named a top-10 program in college basketball history by the Associated Press, boasts 44 All-Americans, 41 conference titles, six Final Four appearances and back-to-back national championships across its history, which dates back to the 1901-02 season.

## LOCKING IT DOWN DEFENSIVELY

Cincinnati, allowing just 67.0 points per game defensively, ranks 10th nationally in adjusted defensive efficiency, per KenPom. Cincinnati also ranks 10th in the country in non-steal turnover percentage (9.6%), 15th in opponent offensive rebound percentage (25.8%) and 10th in opponent 2-point distance (7.1).

## SLOWING IT DOWN

Cincinnati has found itself forcing its opponents to play more deliberately on the offensive end. The Bearcats' opponents are taking 17.9 seconds per possession, good for 284th nationally.

## IN THE RANKINGS

Through 23 games, Cincinnati sits among the tops in the Big 12 (and nationally) in several statistical categories including:

3-point attempts per game | 3rd (64th), 26.9  
Scoring defense | 4th (29th), 67.0  
Assists per game | 5th (64th), 16.3  
Field goal percentage defense | 5th (56th), 41.4  
Turnovers forced per game | 5th (91st), 13.26  
Defensive rebounds per game | 5th (81st), 26.22

Despite missing the NJIT and Eastern Michigan games with an injury, senior forward Baba Miller sees himself among the best nationally and in the Big 12. Miller is tied for 27th nationally and second in the Big 12 in double-doubles with nine, while sitting first in the conference and third nationally with 8.05 defensive rebounds per contest and 11th in the country and second in the conference with 10.5 total rebounds per game. He ranks fifth in the nation in defensive rebounding percentage at 29.3%.

Sophomore center Moustapha Thiam ranks seventh in the Big 12 and 75th nationally with 1.55 blocks per game.

## SOME MORE NOTES

- Averaging 13.5 points, 10.5 boards and 3. assists per game, Baba Miller is one of two players in college basketball this season averaging at least 13-10-3. Butler's Michael Ajayi is the other, averaging 16.2 points, 11.3 rebounds and 3.1 assists. No other Bearcat dating back to 1996-97 has put together that stat line for a full season.
- Miller is the first Bearcat to have three 17-rebound games in a single season dating back to the 1996-97 season. Kenyon Martin and Eric Hicks each notched three 17-board games in their time as a Bearcat in that span but not in the same season.
- Sencire Harris has recorded a 16-to-5 assist-to-turnover ratio in Big 12 play.
- The Bearcats have forced double-digit turnovers in all but four games this season (at Xavier, at Arizona and both Houston games) and are averaging 12.5 forced turnovers per contest.
- Moustapha Thiam is shooting 82.6% (19-for-23) from the free-throw line dating back to the Alabama

State game Dec. 17. Prior to that contest, the sophomore was shooting just 48.6% (17-for-35).

## BABA ON BIG 12 STARTING FIVE

Baba Miller, a senior forward on the Cincinnati men's basketball team, was named to the Big 12's Starting Five, the conference office announced Jan. 19. The honor was the third weekly conference award this season for Miller, who earned the distinction Nov. 10 and Dec. 30.

Miller averaged 16.5 points, 11.5 rebounds, four assists and two blocks per games in wins over Colorado and No. 2 Iowa State. The 25-point, 11-rebound, four-assist and two-block effort against the Buffaloes marked Miller's third 20-point game of the season and fifth of his career as he recorded his eighth double-double of the season and 14th of his career. He also drew a game-high eight fouls against Colorado. The native of Mallorca, Spain followed that up with eight points, 12 boards, four assists and two blocks in a 79-70 win over No. 2 Iowa State, the Bearcats' highest-ranked win since defeating No. 2 Syracuse, 71-68, in the 2012 Big East Tournament.

## KRIISA PART OF 1,000-500 CLUB

Against Western Carolina, graduate guard Kerr Kriisa became the fourth active player nationally to record 1,000 points and 500 assists in their career.

Braden Smith, Purdue | 1,711 points, 954 assists  
Donovan Dent, UCLA | 1,698 points, 647 assists  
Themus Fulks, UCF | 1,499 points, 730 assists  
Tamin Lipsey, Iowa State | 1,303 points, 534 assists  
Moe Odum, Arizona State | 1,301 points, 661 assists  
Kerr Kriisa, Cincinnati | 1,115 points, 554 assists

## JIZZLE BACK WITH BEARCATS

The Cincinnati men's basketball team has added Jizzle James to its roster, head coach Wes Miller announced Dec. 17.

James, an Orlando, Fla., native, has appeared in 72 career games for the Bearcats entering the 2025-26 season, making 37 starts. He's averaged 10.7 points, 2.8 assists and 2.4 rebounds in 23.1 minutes per contest. A season ago, he led the Bearcats with 12.7 points and 3.5 assists per game, scoring in double figures 25 times en route to an All-Big 12 honorable mention nod.

## BABA DUNKS ON ALABAMA STATE

Baba Miller stuffed the stat sheet on his way to a his Big 12-leading sixth double-double of the season in the 88-51 win over Alabama State Dec. 17. The senior forward went for 26 points - on 11-of-12 from the field - and 14 boards in the Bearcats' largest margin of victory this season.

- Miller recorded his Big 12-best sixth double-double of the season and 12th of his career.
- Miller recorded his seventh double-figure scoring game of the season and 38th of his career, scoring a career-high 26 points.
- It marked his second 20-point game of the year and fourth of his career.
- Miller became just the second player in college basketball this season to go for at least 25 points and 14 boards, while shooting better than 90% from the field. He's the only Bearcat to accomplish the feat dating back to the 1996-97 season and one of three Big 12 players to do so in that time span. The last was Kansas' Udoka Azubuike in a 75-66 win over TCU March 4, 2020.
- Eight of Miller's 11 made field goals were dunks.

## MILLER COMES UP HUGE VS. GSU

With 24 points and 11 rebounds in the 74-64 win over Georgia State, Baba Miller became the first Bearcat with consecutive double-doubles since Dan Skillings did so March 26, 2024 and Nov. 4, 2024.

- Miller became the first Bearcat with back-to-back double-doubles to open a season since Bobby Brannen in 1997-98.
- Miller became the first Bearcat to record at least 24 points, 10 rebounds and three blocks in a game since Eric Hicks accomplished the feat against North Carolina A&T Dec. 30, 2005. Cincinnati has had nine such games by four different players (Kenyon Martin recorded six 24-10-3 games) dating back to the 1996-97 season.
- He also connected on 88.9% (8-for-9) of his shots from the field. He's one of 10 players nationally in the last five seasons to go for at least 24 points, 10 boards, three blocks and eight made field goals on 88% or better shooting.
- Miller scored 17 of his points after halftime.

## DAY DAY PERFECT VS. DAYTON

Graduate guard Day Day Thomas went a perfect 12-for-12 from the charity stripe in the Bearcats' 74-62 victory over Dayton Nov. 11.

- Thomas became the first Bearcat to go at least a perfect 12-for-12 from the free-throw line since David Delulius went 12-for-12 against Houston Feb. 6, 2022.
- He became the fifth Bearcat to accomplish the feat dating back to the 1996-97 season.
- He has slipped just below the minimum free throws made per game to qualify but would lead the Big 12 and rank in the Top 25 nationally in free-throw percentage at 91.5% if qualified.

## IMMENSELY EXPERIENCED TRANSFERS

Cincinnati's six scholarship transfers (Jalen Celestine, Sencire Harris, Jalen Haynes, Kerr Kriisa, Baba Miller and Moustapha Thiam) came to Clifton averaging 80 career games played at the college level.

Celestine has appeared in 133, while Harris has played in 86, Haynes 77, Kriisa 127, Miller 103 and Thiam 56.

## START ME UP

Cincinnati has won all five of its season openers under Miller, each coming at home. The Bearcats, who have an average margin of victory of more than 32 points in the lid-lifting wins after a 94-63 victory over Western Carolina this season, also topped Arkansas-Pine Bluff by a 109-54 score in the opener last year after a 69-58 victory over UIC in 2023, a 98-55 win over Chaminade in 2022 and a 65-43 over Evansville to begin the Miller era in 2021.

## CATS AMONG TALLEST NATIONALLY

The Bearcats' roster ranks among the tallest nationally, per KenPom. With an average height of almost 6'7", Cincinnati ranks 24th nationally and fourth in the Big 12 in terms of height.

## THIAM ON KAREEM WATCH LIST

Sophomore Moustapha Thiam was named to the Naismith Starting 5 - Kareem Abdul-Jabbar Center of the Year Top 20 Preseason Watch List, the Naismith Memorial Basketball Hall of Fame announced Oct. 31. The award is annually given to the top center in college basketball.

Thiam, who played his freshman season at UCF, led

the Big 12 in total blocks, averaging 10.4 points, 6.4 rebounds and 2.6 blocks per contest a year ago. He was named a Kyle Macy Award finalist as one of the top freshmen in the nation. A native of Dakar, Senegal, Thiam was the only Power 4-plus Big East freshman to average at least 10 points, 5.0 boards and 2.5 blocks per contest. Thiam also shot 49.8% from the field, connecting on 23 3-pointers in his freshman campaign.

## HAYNES OUT INDEFINITELY

Graduate forward Jalen Haynes underwent successful surgery at University of Cincinnati Medical Center for a knee injury, head coach Wes Miller announced Oct. 30. Haynes is undergoing rehabilitation with no set timetable for return.

Haynes, a veteran of 77 career games, was an All-Atlantic 10 First Team selection last year at George Mason after averaging 14.1 points and 6.9 rebounds per game. For his career, the Fort Lauderdale, Fla., native has averaged 12.7 points and six boards per contest across stops at Virginia Tech, East Tennessee State and last year with the Patriots.

## STAFF UPDATES

Head coach Wes Miller added a trio of experienced staff members for the 2025-26 season. Mamadou N'Diaye, a former NBA veteran and standout at Auburn, was named an assistant coach. Corey Evans, a former scout with the Oklahoma City Thunder, was named the program's first general manager and Kelly Peters, who possesses more than a decade of experience in the professional ranks, was tabbed special assistant to the head coach.

N'Diaye joins the Bearcats following a four-year stint at UCF, where he was elevated to associate head coach in 2024. While in Orlando, he played a pivotal role in developing frontcourt talent and was instrumental in international recruiting. Prior to UCF, N'Diaye served as an assistant coach at Georgia Tech, San Francisco, and Coastal Carolina. During his tenure at San Francisco, the Dons posted consecutive 20-win seasons and reached the postseason in 2020 and 2021. As a player, N'Diaye starred at Auburn from 1996 to 2000, earning All-SEC honors and helping the Tigers to an NCAA Sweet 16 appearance in 1999. He was selected 26th overall in the 2000 NBA Draft and played five seasons in the NBA.

Evans comes to Clifton by way of the Oklahoma City Thunder, where he had served as an amateur evaluation scout since 2021. Evans' role with the Thunder included player evaluations and intelligence work on all pre-draft prospects worldwide. He also helped in the hiring processes of entry-level coaches and interns. The Thunder last year became the youngest team in NBA history to earn a No. 1 seed (23.9 years old) and are in position to do it again this season.

Peters most recently spent time as an assistant coach with USA Basketball's FIBA Americas team and served as an advance scout with the 76ers from 2020-23 after spending a year with the team as a coaching associate and another year as an assistant coach with the team's G-League affiliate, the Delaware Blue Coats. Prior to that, Peters, was an assistant coach for a season with the Santa Cruz Warriors after spending three years as an advance scout with the Golden State Warriors.

## KAYDEN ALLEN SIGNS FOR 2026-27

Cincinnati has signed four-star guard Kayden Allen

for the 2026-27 season, head coach Wes Miller announced Nov. 14. The 6-foot-5 Allen is playing his senior year at Long Island Lutheran High School.

Allen previously starred at Montverde (Fla.) Academy and was invited to the 2024 USA Basketball Men's Junior National Team October minicamp. He averaged 20.8 points, 3.2 rebounds and 2.2 assists playing for Team Thad at the Nike EYBL Peach Jam this past summer. Allen, who chose the Bearcats over California, Georgia Tech and Ole Miss, is the No. 47-ranked recruit nationally by 247sports.com.

## CINCINNATI GAINS 12TH MCDONALD'S ALL-AMERICAN

Shon Abaev, one of Cincinnati's two early signees for the 2025-26 season, was named a McDonald's All-American, becoming the eighth signee and 12th overall to play for the Bearcats. The Broward County, Fla., native averaged 24.1 points, 7.3 rebounds and 3.8 assists per game in the Overtime Elite League.

Abaev had eight points (2-of-3 from deep) with two steals in the 2025 McDonald's All-American Game in Brooklyn.

Player	Year
Roger McClendon	1984
Keith LeGree*	1991
Dontonio Wingfield	1993
Damon Flint	1993
Danny Fortson	1994
DerMarr Johnson	1999
Kenny Satterfield	1999
James White*	2001
Mike Williams*	2004
Lance Stephenson	2009
Dillon Mitchell*	2022
Shon Abaev	2025

## TWYMAN-STOKES CLASSIC

Cincinnati's game against Dayton Nov. 11 marked the 2025-26 Twyman-Stokes Classic.

The game spotlights the story that transcends the city and basketball as a whole. Rising NBA star Maurice Stokes, while playing for the Cincinnati Royals, suffered a life-changing injury at the end of the 1958 season that left him paralyzed and unable to speak. His teammate, Bearcats legend Jack Twyman, became his legal guardian at 23 to give him financial and physical support.

After years of grassroots fundraising nationwide, NBA stars held out at the 1964 All-Star Game to get the players' union recognized, largely in part after seeing what Stokes had gone through. Stokes died in 1970, and when Twyman passed in 2012, the Reverend Jesse Jackson helped lead a call to the NBA to establish the Twyman-Stokes Teammate of the Year award.

## UNPLUGGED, IF YOU CAN HELP IT

Miller has long discussed not using any social media during the season with the disclaimer that his generation didn't grow up with social media and have as big a need for it now.

"Since 2006, I felt like I have been in a media and fan base spotlight because I played at North Carolina where there is a ton of eyes on you, and they do the same thing. When you are a head coach even at the mid major level there are still people that write

stories, have opinions and say things about you. This is not an uncomfortable situation for me because I am used to it. It is more of a challenge for players with today's social media culture, which I can't relate to as a player."

He even recalled that having a sidekick phone and AOL Instant Messenger had the North Carolina team thinking they were the coolest thing walking around in Chapel Hill.

"We have to find a way to encourage our kids to not listen when it is too good and not to listen when it is negative. That is a real challenge, but I don't blame our fans. I want passionate fans, and I want people to want it. If we are being honest, the support here has been tremendous and the support for our program and for me and our players has been incredible. We owe them a better fight and a better performance, and we all know that."

## JUMPMAN, JUMPMAN, JUMPMAN...

Cincinnati returned to familiar threads in 2023-24 with the Jordan brand. The Bearcats were one of the three original schools rewarded with it in 1997, joining St. John's and North Carolina A&T.

Michael Jordan himself helped present the uniforms to the public on the Rosie O'Donnell Show on Sept. 9, 1997.

Cincinnati is one of 12 schools to wear the Jumpman logo, joining North Carolina, Michigan, Houston, Oklahoma, Florida, Georgetown, Marquette, San Diego State, UCLA, Morehouse and Howard.

## CARDIAC CATS' COMEBACKS

The 16-point, second-half comeback against West Virginia in the 2024 Big 12 Tournament marked the eighth game under Wes Miller in which it came back from 10-plus points to win.

In the WVU game at the Big 12 Championships, Cincinnati wiped out its 16-point deficit in only 4:21. It even came in the same arena as the Illinois game.

Game (Year)	Largest Deficit (Half)
vs. No. 14 Illinois (2021-22)	15 (11:56 in 1)
at Wichita State (2021-22)	10 (8:50 in 1)
vs. Temple (2022-23)	10 (13:15 in 1)
<b>Evansville (2023-24)</b>	10 (19:44 in 2)
at No. 12 BYU (2023-24)	10 (19:43 in 2)
<b>No. 19 TCU (2023-24)</b>	11 (7:33 in 1)
<b>UCF (2023-24)</b>	12 (Halftime)
vs. West Virginia (2023-24)	16 (11:45 in 2)

## OVERTIME CATS UNDER MILLER

Wes Miller is 13-8 in overtime as a head coach, including 9-6 at UNCG and 4-2 at Cincinnati. Below are his results since coming to Clifton.

Per ESPN Stats and Info, Cincinnati's win over No. 19 TCU extended its ranked overtime win streak to 12, the longest streak in AP poll history by a wide margin. It began with a 2OT victory over No. 22 Marquette on Feb. 13, 1994.

Game (Year)	Result
at Tulane (2022-23)	L, 94-101
<b>Temple (2022-23)</b>	<b>W, 88-83</b>
at Howard (2023-24)	W, 86-81
<b>No. 19 TCU (2023-24)</b>	<b>W, 81-77</b>
at Oklahoma (2023-24)	L, 71-74
<b>San Francisco (NIT, 2023-24)</b>	<b>W, 73-72</b>

## DAY DAY THOMAS: MR. 5-5-5

The regular-season finale a season ago saw Day Day Thomas become the first UC player since 2018 to record five rebounds, five assists and five steals in a game, and the Bearcats blew out West Virginia, 92-56.

Player	Year	Opponent
Cashmere Wright	2012	Villanova
Cashmere Wright	2012	@ Villanova
Cashmere Wright	2012	Florida St. (NCAA)
Jacob Evans	2018	Temple
Day Day Thomas	2024	West Virginia

## DOUBLE-DUTY DAN HOARD

The Dayton game two years ago was yet another glorious chapter in Cincinnati radio voice Dan Hoard's storied career, this time with his best proximity in some time.

Hoard carried the Bengals' 1 p.m. game against the Minnesota Vikings, then trekked slightly down the banks to do the Bearcats-Flyers game at 7 p.m., all on 700 WLW.

Hoard is among a select few handling PxP duties within the college hoops and pro ranks nationally.

Broadcaster	College	Pro
Dan Hoard	Cincinnati (MBB, FB)	Bengals
Josh Maurer	Boston College	Brewers
Zach Zaidman	DePaul	Cubs
Gary Cohen	Seton Hall	Mets
Neal Ruhl	Oakland	Pistons*

\*Fill-in

## PUBLISHED AUTHOR

Few coaches, or anyone in particular, can say they published a book while in school. Wes Miller authored "The Road to Blue Heaven," a diary of his senior season as a Tar Heel.

## MONSTER FACTORY LEGACY

Mike Rehfeldt, UC's associate athletic director for sports performance, has become a beacon within the men's basketball program. He first served the Bearcats from 2012-20 before joining Miller's inaugural staff after a one-year stint at UConn.

Rehfeldt's cutting-edge investments go beyond the plates and into the technology realm. He also helped hire Dillon Frees, the athletics department's first director of performance nutrition.

## BEARCATS IN THE NBA DRAFT

Per Real GM, the Bearcats have the third-most NBA Draft picks all-time among Big 12 schools. Kansas leads the way with 101, while Arizona has 82 and Cincinnati has had 57 players drafted. Rounding out the top five in the conference is Kansas State with 54 and Houston with 49.

## YOUNG, WILD AND FREE

Head coach Wes Miller holds the active lead for wins by a coach by 40.

In fact, Miller already had the most Division I wins of any active coach by their 40th birthday.

COACH (CURRENT SCHOOL)	WINS
Wes Miller (Cincinnati)	217
Rick Pitino (St. John's)	200
Shaka Smart (Marquette)	195
Cliff Ellis	192
Bob Huggins	191

Bill Self (Kansas)	190
Andrew Toole (Robert Morris)	188
Herb Sendek (Santa Clara)	186
John Calipari (Arkansas)	185
Thad Matta (Butler)	183
Jim Boeheim	182

## BUT WAIT, THERE'S MORE

The scope of college basketball history comes into play with Miller's win total. The following numbers reflect wins as a Division I member via Sports-Reference.com, with each school in parenthesis the school as of their 40th birthday.

Miller is tied for 15th overall in this category, and even six of the 14 ahead of him achieved their milestones before 1950.

Coach	Wins	Year
Phog Allen (Kansas)*	339	1925
Bob Knight (Indiana)*	307	1980
Henry Iba (Okla. State)*	292	1944
Pat Page (Butler)*	261	1926
Terry Holland (Virginia)	256	1982
Forddy Anderson (Mich. St.)	251	1959
Jim Valvano (N.C. State)	250	1986
Eddie Cameron (Duke)	234	1942
Chick Davies (Duquesne)	233	1940
Digger Phelps (Notre Dame)	232	1981
Billy Donovan (Florida)	228	2005
Pat Kennedy (Florida State)*	228	1992
G. Ott Romney (BYU)	227	1932
Johnny Bach (Penn State)	219	1964
<b>Wes Miller (Cincinnati)</b>	<b>217</b>	<b>2023</b>
J. Fred Bohler (Wash. State)	217	1925
Mike Krzyzewski (Duke)*	215	1987
Bobby Cremins (Ga. Tech)	211	1987
Howie Dallmar (Stanford)	211	1962
Everett Dean (Indiana)*	208	1938
Scott Sutton (Oral Roberts)	204	2010
Larry Weise (St. Bonaventure)	202	1973

\*Naismith Memorial Basketball Hall of Fame

## ALL-TIME WINNINGEST PROGRAMS

Cincinnati entered the season ranked 12th nationally in all-time wins.

Rank	School	Wins
1.	Kentucky	2,422
2.	Kansas	2,414
3.	North Carolina	2,395
4.	Duke	2,335
5.	UCLA	2,025
6.	Temple	2,010
7.	Syracuse	2,007
8.	Notre Dame	1,978
9.	St. John's	1,973
10.	Purdue	1,953
11.	Indiana	1,950
<b>12.</b>	<b>Cincinnati</b>	<b>1,930</b>
13.	Illinois	1,929
14.	Texas	1,919
15.	BYU	1,918

## LAST TIME OUT

**CINCINNATI** – The Cincinnati men's basketball team dropped a 59-54 decision to West Virginia Thursday night at Fifth Third Arena. The Bearcats built a 14-point lead early in the second half, but a dominant surge by the Mountaineers down the stretch flipped the momentum and sealed the win for the visitors.

After falling behind by 14 points early in the second half, West Virginia clawed back with a 19-3 run.

The Bearcats made it a one-point game at 50-49 with 2:10 left when Baba Miller sank back-to-back free throws, bringing the Fifth Third Arena crowd to its feet. But DJ Thomas answered with a 3-pointer to push the lead back to 53-49, silencing the building. Moments later, Jalen Celestine had a clean look from beyond the arc, but his shot rimmed out.

Jizzle James hit a 3-pointer with 40 seconds remaining to cut it to 55-52, but West Virginia held on from there to secure the five-point victory.

The Bearcats were led by James and Miller, who combined for 33 points. James finished with 18 points on 4-of-6 shooting from 3-point range, while Miller added 15 points and eight rebounds. Graduate guard Jalen Celestine recorded career highs with six assists and 10 boards to go with eight points.

West Virginia was paced by Honor Huff who got hot in the second half, totaling 16 of his 15 points after the break.

The Mountaineers controlled the second half, holding the edge in bench points (14-0), points in the paint (10-2) and points off turnovers (11-2).

In the first half, Cincinnati jumped out to a 14-2 lead on a James 3-pointer at the 15:43 mark as the junior connected on his first four shots from the field for 10 early points. The Bearcats then had their lead at 21-10 on a Day Day Thomas pull-up jumper with eight minutes left to play but that's when Cincinnati's frontcourt depth would be challenged.

With starting center Moustapha Thiam out for the game with a lower body injury, Tyler McKinley, who started in his place, picked up two quick fouls and Halvine Dzellat, coming off the bench, was whistled for four in the opening half as two-straight buckets by Brenen Lorient trimmed the Bearcat lead to 27-20 with 2:31 left to play. However, a Sencire Harris free throw and a late layup by Miller pushed the Cincinnati lead back to double digits at 30-20 at the break.

Cincinnati took its largest lead of the contest early in the second half, after Thomas connected on a jumper to move UC's advantage to 37-23 with 16:23 left to play.

The Mountaineers didn't flinch at the double-digit deficit. A layup from Chance Moore sparked a 14-3 run—fueled by three consecutive triples from Huff—that cut the deficit to 40-37 with 12:01 remaining in the half.

The media timeout didn't halt West Virginia's momentum. The Mountaineers put together a 7-2 run out of the break to take their first lead of the game at 44-42 with just under nine minutes remaining. James drilled a 3-pointer to tie it at 46 with 4:30 left, but Cincinnati missed its next five shots.

West Virginia sealed the win in the final 20 seconds with free throws and a fastbreak jam.

2025-26 CINCINNATI MEN'S BASKETBALL

## COMPARISON

### Offense

CIN	Team	UCF
70.7	PPG	82.9
41.7	FG%	47.6
30.4	3FG%	37.8
66.3	FT%	74.1
37.4	RPG	37.9
16.3	APG	16.4
12.4	TOs PG	11.5

## COMPARISON

### Defense

CIN	Team	UCF
67.0	PPG	77.2
41.4	FG%	45.6
32.4	3FG%	33.3
35.0	RPG	31.5
13.4	APG	14.6
13.3	TOs PG	11.5
4.3	Blocks PG	2.7
6.6	Steals PG	5.4

## NOTING THE WEST VIRGINIA GAME

- The game was the 27th in the all-time series between the two schools, with the Mountaineers holding a 15-12 advantage.
- The game featured three ties and three lead changes with Cincinnati holding the lead for 29:35 of game time.
- The Bearcats blocked five shots, to none for the Mountaineers.
- Jalen Celestine dished out a career-high six assists, while pulling down a career-best 10 boards.
- Jizzle James scored 18 points for his seventh double-figure scoring game of the season and 48th of his career.
- The game marked the first time this season he led the Bearcats in scoring.
- Baba Miller notched his 15th double-figure scoring game of the year and 48th of his career with 15 points.
- The senior came up one shy of his career high with three blocks.

## BEARCATS VS. KNIGHTS

Cincinnati holds an 18-7 lead in the all-time series against the Knights. The Bearcats, who hold an 8-1 edge all-time in games played in Clifton, won five-straight contests before an 88-80 defeat in the College Basketball Crown quarterfinals last April.

In the last matchup, sophomore center Moustapha Thiam poured in a career-high 24 points in his return to Orlando after transferring from UCF, but it was not enough as Cincinnati fell at No. 25 UCF, 73-72, Jan. 11 inside Addition Financial Arena.

With 2:22 remaining, Thiam converted a layup to pull Cincinnati within three, 69-66. The basket sparked an 8-2 run for the Bearcats down the stretch, capped by a Baba Miller bucket, that gave Cincinnati a 72-71 lead with 30 seconds remaining.

UCF's Themus Fulks delivered the decisive blow, knocking down a pull-up jumper with 13 seconds left. Jalen Celestine got a clean look from beyond the arc as time expired, but his attempt was off the mark, allowing the Knights to escape with the victory.

## SCOUTING THE KNIGHTS

Led by 10th-year head coach Johnny Dawkins, UCF is 17-5 overall and 6-4 in Big 12 play after a 79-55 loss at No. 8 Houston Wednesday night. The Knights are receiving votes in the latest AP and USA Today/Coaches Polls.

Senior guard Riley Kugel paces four Knights in double figures scoring with 14.5 points per game. Fifth-year guard Themus Fulks averages 13.9 points and ranks second in the Big 12 with 7.0 assists per contest. Junior forward Jordan Burks pours in 12.5 points per game, while senior forward Jamichael Stillwell adds 12.2 points and a team-best 8.0 rebounds per game.

## SERIES HISTORY (LAST 20)

DATE	SITE	W/L	SCORE
2/25/2015	SC	W	83-60
2/9/2016	A	W	69-51
2/8/2017	SC	W	60-50
2/26/2017	A	L	49-53
1/16/2018	A	W	49-38
2/6/2018	BBT	W	77-40
2/21/2019	SC	W	60-55
3/7/2019	A	L	55-58
1/11/2020	A	W	68-54
2/19/2020	SC	L (2OT)	87-89
12/22/2020	A	L	70-75
2/14/2021	SC	W	69-68
2/23/2022	A	L	61-75
2/4/2023	SC	W	73-64
2/19/2023	A	W	73-71
1/27/2024	SC	W	68-57
2/17/2024	A	W	76-74
2/5/2025	A	W	93-83
4/3/2025	N	L	80-88
1/11/2026	A	L	72-73



# CINCINNATI HEAD COACH WES MILLER

Wes Miller is in his fifth season as the University of Cincinnati's men's basketball head coach, poised to take the Bearcats to the next level in their third year of the nation's best basketball conference, the Big 12.

The 42-year-old Miller already boasts 14 years of head coaching experience. He spent a decade at UNC Greensboro, posting five-straight 20-win seasons and appearances in the 2018 and 2021 NCAA Tournaments before taking the helm of the Bearcats.

Miller boasts seven 20-win seasons (two at Cincinnati) and a 278-206 overall record. He has mentored 25 All-Conference players as a head coach, including six over his first four seasons at UC.

A former walk-on at North Carolina, Miller became a national champion and team captain for the Tar Heels. He is also one of seven head coaches in 2025-26 to have won a national title as a player. Miller has quickly molded the Bearcats in his own image of toughness and resilience.

### MILESTONE MAN

Miller earned 217 wins by his 40th birthday, which ranked him 15th all-time and seventh among head coaches after 1970. Five of the names ahead of him are Naismith Memorial Basketball Hall-of-Famers as well. His 41 over his first two years at UC trail only Ed Jucker, who won national titles in 1961 and 1962, for most at the school, and he has won 20-plus games in six of his last seven seasons.

### CINCINNATI SEASON SUMMARIES

Cincinnati's 2024-25 season saw 19 wins, including an 18-point victory over Sweet-16 BYU. The Bearcats also defeated Xavier in the Crosstown Shootout and blew out Georgia Tech on the road, the program's ninth-straight win over the ACC. Sophomore Jizzle James earned All-Big 12 Honorable Mention accolades. Miller and the staff signed Shon Abaev and Keyshuan Tillery for the 2025-26 season. Abaev became the first McDonald's All-American to sign with UC since Lance Stephenson in 2009 and eighth overall, as well as the 12th to suit up for the Bearcats, which included Dillon Mitchell in 2024-25.

The 2023-24 season saw Cincinnati rattle off four ranked wins out of 22 overall in its first Big 12 campaign. The last of those was a 72-52 win over No. 16 Kansas in the Big 12 Tournament, with the others against No. 12 BYU, No. 15 Texas Tech (both on road) and No. 19 TCU. Dan Skillings Jr. and Aziz Bandaogo gained All-Big 12 Honorable Mention accolades, while John Newman III made the All-Defensive Team. Cincinnati advanced to the NIT Quarterfinals and were 37th in the NET.

Cincinnati's 2022-23 squad claimed its 40th, 20-win season while returning to the postseason with a trip to the NIT Quarterfinals, highlighted by an 81-72 first-round win over Virginia Tech. Cincinnati also improved its league-win total by four games. Miller's squad finished in the top-30 for turnovers for the second-straight season after coming in below 267 the previous two. UC's 77.1 ppg marked its highest since 2001-02 and up 7.7 from Miller's first year. Landers Nolley II produced career-highs in every category en route to First-Team honors, while David DeJulius made the Third-Team for the second-straight year as he finished third nationally in assist-turnover ratio and third in

UC single-season history with 192 assists. Cincinnati also broke its three-point records in each of his first two seasons.

The 2021-22 season saw Miller become the first UC coach to start his tenure 5-0, and the fifth win was a 71-51 dismantling of No. 14 Illinois in Kansas City. It marked the Bearcats' largest margin-of-victory over a ranked opponent since 2011. DeJulius earned Third-Team All-AAC honors as well. The team improved in many categories following its 12-11 campaign the year before, including its national rankings in turnovers per game (27 from 267) and field-goal defense (35 from 186) among many others. Not only that, UC set a program record in the fall semester with a 3.484 GPA, seeing nine student-athletes earn Dean's List accolades as well.

### ALL-CONFERENCE SELECTIONS

Miller has coached 24 All-Conference players over his career, including the below five from Cincinnati. UNCG's Isaiah Miller was a repeat Southern Conference Player of the Year in 2020 and 2021, while Tevon Saddler (2014) and Keyshaun Langley (2020) earned Freshman of the Year honors.

- 2024:** Dan Skillings and Aziz Bandaogo (Big 12)
- 2023:** Landers Nolley II and David DeJulius (AAC)
- 2022:** David DeJulius (AAC)

### NATIONALLY-PRaised

Regarded as one of the top young coaches in college basketball, Miller built UNC Greensboro into perennial championship and NCAA Tournament contenders, was named as ESPN.com's No. 1 Coach Under 40 in May 2020 and also was tabbed for The Athletic's 40 Under 40 list a year ago. His 185-career wins going into the 2021-22 season also put him in the national lead for coaches under 40, ahead of LSU's Will Wade (177) and New Mexico's Richard Pitino (159).

Miller's collegiate head coach and mentor Roy Williams had high praise for his former player.

"Wes Miller is one of the most outstanding young coaches in our game and what he did at UNC Greensboro makes me believe he is THE most outstanding. As a player at North Carolina he came closer to reaching his full potential than any player I've ever coached. His energy, his determination, his intelligence and his care for young people convinces me that he will continue at that level. I am so happy for him and the University of Cincinnati Basketball program and I look forward to being in the stands!"

### AT UNCG

The Spartans' all-time winningest head coach, Miller totaled 185 wins in 10 seasons with four Southern Conference Regular-Season Championships. Over the last five years, UNCG has five-straight 20-win seasons, two NCAA Tournament appearances, two NIT appearances, two Southern Conference Tournament Championships, 125 wins and 70-20 record in conference play.

- UNCG won 21 games during the 2020-21 season along with the SoCon regular season and tournament championship and earned its second NCAA Tournament appearance in four years.
- The Spartans won 20 or more games in each of the last five seasons, including a program record 29 in 2018-19. Miller led UNCG to NCAA Tournament appearances in 2017-18 and 2020-21.

### THE MILLER FILE

- » **Hometown**
- » Greensboro, N.C.
- » **Alma Mater**
- » North Carolina, 2007

### COACHING EXPERIENCE

- » **2008-09: Elon**  
Assistant Coach
- » **2009-10: High Point**  
Assistant Coach
- » **2010-11: UNC Greensboro**  
Assistant Coach
- » **2011: UNC Greensboro**  
Interim Head Coach
- » **2011-21: UNC Greensboro**  
Head Coach
- » **2021-Present: Cincinnati**  
Head Coach

### PLAYING EXPERIENCE

- » **2002-03**  
James Madison
- » **2004-07**  
North Carolina
- » **2007-08**  
London Capitals (BBL)
- » **Member of North Carolina's 2004-05 National Championship Team**

## MILLER'S YEARLY COACHING RECORD

SEASON	SCHOOL (CONF.)	OVERALL	LEAGUE (FINISH)	LEAGUE TOURNAMENT	POSTSEASON
2011-12	UNC Greensboro (SoCon)	11-11	10-8 (First, North)	Semifinals	
2012-13	UNC Greensboro (SoCon)	9-22	6-12 (Sixth, North)	Quarterfinals	
2013-14	UNC Greensboro (SoCon)	14-18	7-9 (Sixth)	First Round	
2014-15	UNC Greensboro (SoCon)	11-22	6-12 (Ninth)	Quarterfinals	
2015-16	UNC Greensboro (SoCon)	15-19	10-8 (Sixth)	Quarterfinals	CBI Quarterfinals
2016-17	UNC Greensboro (SoCon)	25-10	14-4 (First)	Runner-Up	NIT First Round
2017-18	UNC Greensboro (SoCon)	27-8	15-3 (First)	Champion	NCAA First Round
2018-19	UNC Greensboro (SoCon)	29-7	15-3 (Second)	Runner-Up	NIT Second Round
2019-20	UNC Greensboro (SoCon)	23-9	13-5 (Third)	Quarterfinals	
2020-21	UNC Greensboro (SoCon)	21-9	13-5 (First)	Champion	NCAA First Round
2021-22	Cincinnati (AAC)	18-15	7-11 (Eighth)	Quarterfinals	
2022-23	Cincinnati (AAC)	23-13	11-7 (Fourth)	Semifinals	NIT Quarterfinals
2023-24	Cincinnati (Big 12)	22-15	7-11 (11th)	Quarterfinals	NIT Quarterfinals
2024-25	Cincinnati (Big 12)	19-16	7-13 (13th)	Second Round	College Basketball Crown
2025-26	Cincinnati (Big 12)	11-12	3-7	-	-
<b>Head Coaching Totals</b>		<b>278-206</b>	<b>144-118</b>		



# 2025-26 TV ROSTER



**0**  
**BRYSON BUCKINGHAM**  
 G • 6-2 • 180 • FR  
 Edmond, Okla.



**1**  
**DAY DAY THOMAS**  
 G • 6-1 • 190 • GR  
 Bishopville, S.C.



**2**  
**JIZZLE JAMES**  
 G • 6-3 • 205 • JR  
 Orlando, Fla.



**3**  
**JALEN HAYNES**  
 F • 6-8 • 250 • GR.  
 Ft. Lauderdale, Fla.




**5**  
**SENCIRE HARRIS**  
 G • 6-4 • 180 • JR  
 Canton, Ohio



**7**  
**KEYSHUAN TILLERY**  
 G • 6-1 • 190 • FR  
 Albany, N.Y.



**10**  
**SHON ABAEV**  
 G • 6-8 • 210 • FR  
 Broward County, Fla.



**11**  
**KERR KRIISA**  
 G • 6-3 • 185 • GR  
 Vissu Kula, Estonia



**13**  
**GRANT DARBYSHIRE**  
 G • 6-2 • 190 • GR  
 Cincinnati, Ohio



**17**  
**JORDI RODRIGUEZ**  
 G • 6-6 • 195 • FR  
 Barcelona, Spain



**18**  
**BABA MILLER**  
 F • 6-11 • 225 • SR  
 Mallorca, Spain



**24**  
**TYLER MCKINLEY**  
 F • 6-9 • 245 • R-FR  
 Cincinnati, Ohio



**32**  
**JALEN CELESTINE**  
 F • 6-7 • 220 • GR  
 Ajax, Ontario



**52**  
**MOUSTAPHA THIAM**  
 C • 7-2 • 250 • SO  
 Dakar, Senegal



**65**  
**HALVINE DZELLAT**  
 F • 6-10 • 240 • SO  
 Blois, France



**WES MILLER**  
 Head Coach  
 Fifth Season



**CHAD DOLLAR**  
 Assoc. Head Coach  
 Fifth Season



**ANDRE MORGAN**  
 Assistant Coach  
 Fifth Season



**MAMADOU N'DIAYE**  
 Assistant Coach  
 First Season



**TIM BUCKLEY**  
 Assistant Coach  
 Second Season



**JAYLEN STOWE**  
 Assistant Coach  
 Second Season



**BILL COMAR**  
 Chief of Staff  
 Second Season



**KELLY PETERS**  
 Asst. to Head Coach  
 First Season



**COREY EVANS**  
 General Manager  
 First Season



# #0 BRYSON BUCKINGHAM

GUARD • 6-2 • 180 • FRESHMAN • EDMOND, OKLA. (LINK ACADEMY)

**PRIOR TO UC**

- Played one postgrad year at Link Academy (Mo.).
- Averaged 19.8 points, 7.1 rebounds, 2.4 assists and 1.8 steals in 27 games as a senior at Casady School (Okla.).
- Named honorable mention All-Oklahoma in 2024.

**2025-26 (FRESHMAN)**

Opponent	Min	FG-FGA	3FG-FGA	FT-FTA	Off-Def-Tot	PF	A	TO	Blk	Stl	Pts
Western Carolina				DNP							
Georgia State				DNP							
Dayton				DNP							
Mount St. Mary's				DNP							
#6 Louisville				DNP							
NIIT				DNP							
Eastern Michigan				DNP							
Tarleton State				DNP							
Xavier				DNP							
Georgia				DNP							
Alabama State				DNP							
Clemson				DNP							
Lipscomb				DNP							
#8 Houston				DNP							
West Virginia				DNP							
#25 UCF				DNP							
Colorado				DNP							
#2 Iowa State				DNP							
#1 Arizona				DNP							
Arizona State				DNP							
Baylor				DNP							
#10 Houston				DNP							
West Virginia				DNP							
UCF											
Kansas State											
Utah											
Kansas											
Texas Tech											
Oklahoma State											
BYU											
TCU											



**SEASON & CAREER STATISTICS**

2025-26 SEASON	CAREER	
-	Pts	-
-	FG Made	-
-	FG Atts	-
-	3PT-FG Made	-
-	3PT-FG Atts	-
-	FT Made	-
-	FT Atts	-
-	Rebs	-
-	Assts	-
-	Stls	-
-	Blks	-
-	Mins	-

**MISCELLANEOUS STATISTICS**

CATEGORY	2025-26	CAREER
Double-Figure Scoring Games	-	-
Double-Figure Rebounding Games	-	-
Double-Double Games	-	-
20-Point Scoring Games	-	-
Games Led UC in Scoring	-	-
Games Led UC in Rebounding	-	-
Games Led UC in Assists	-	-
Games With 3+ Assists	-	-
Games With 3+ Blocks	-	-
Games With 3+ Steals	-	-
Games With 3+ 3-Pointers	-	-

**CAREER STATISTICS**

YEAR	GP-GS	MIN-AVG	TOTAL		3-PTERS		FT-FTA	REBOUNDS			PF-FO	AST	TO	BLK	STL	PTS-AVG
			FG-FGA	PCT	FG-FGA	PCT		PCT	OFF-DEF-TOT	AVG						
2025-26																
<b>TOTALS</b>																



# #1 DAY DAY THOMAS

GUARD • 6-1 • 190 • GRAD • BISHOPVILLE, S.C. (KILGORE COLLEGE)

### 2025-26 (GRAD)

- Has knocked down at least four 3-pointers on four occasions.
- Distributed four of more assists in 12 matchups.
- Scored in double figures in 10 games, while being the leading scorer in seven.
- Season-high 20 points came in home win against Dayton, as he went a career best 12-for-12 from the charity stripe.
- Had an impressive all around performance against Mount St. Mary's, pouring in 16 points, as well as dishing out five assists and hauling in against five boards.
- Tied a career-high two rejections against Eastern Michigan.
- Commanded the offense against Tarleton St., tallying 19 points, six dimes and five rebounds.
- Poured in a team-best 15 points while also adding four assists and two blocks against #8 Houston.
- Recorded three thefts against Clemson and Colorado.
- Notched 19 points against #2 Iowa State.
- Tied a career-high six rebounds in a victory over Baylor.



### 2025-26 (GRAD)

Opponent	Min	FG-FGA	3FG-FGA	FT-FTA	Off-Def-Tot	PF	A	TO	Blk	Stl	Pts
Western Carolina	27	3-11	2-5	0-0	3-0-3	0	3	4	2	1	8
Georgia State	27	4-10	4-7	0-0	2-1-3	3	4	0	0	2	12
Dayton	32	3-6	2-3	12-12	1-2-3	3	4	3	1	0	20
Mount St. Mary's	26	4-6	3-3	5-6	0-5-5	3	5	2	0	1	16
#6 Louisville	35	3-14	2-6	4-4	1-3-4	4	6	3	1	0	12
NIIT	25	2-4	2-4	0-0	1-2-3	2	5	0	0	1	6
Eastern Michigan	36	5-13	4-9	3-3	2-3-5	1	2	2	2	1	17
Tarleton State	33	6-14	5-11	2-3	0-5-5	3	6	2	0	0	19
Xavier	28	6-13	3-7	0-0	0-3-3	3	3	1	0	0	15
Georgia	23	1-7	0-4	6-6	1-4-5	5	4	1	0	2	8
Alabama State	20	3-6	1-2	2-2	0-1-1	2	3	0	0	0	9
Clemson	34	6-12	5-9	0-0	0-4-4	0	1	1	0	3	17
Lipscomb	23	3-6	2-5	0-0	0-1-1	3	3	0	1	0	8
#8 Houston	32	4-10	2-5	5-5	0-2-2	3	4	4	2	0	15
West Virginia	34	3-10	3-8	0-0	1-1-2	2	5	0	0	1	9
#25 UCF	34	3-8	1-3	0-2	0-4-4	4	4	0	1	1	7
Colorado	33	3-7	1-2	2-2	1-1-2	3	4	3	0	3	9
#2 Iowa State	26	8-18	3-10	0-0	0-2-2	4	1	2	1	2	19
#1 Arizona	29	1-8	0-3	0-0	0-3-3	1	2	3	0	1	2
Arizona State	30	0-6	0-3	0-0	0-3-3	2	6	1	0	1	0
Baylor	33	2-7	2-7	2-2	0-6-6	3	4	1	0	1	8
#10 Houston	22	2-8	2-6	0-0	2-2-4	3	3	6	0	0	6
West Virginia	36	4-10	1-4	0-0	2-1-3	3	2	1	0	0	9
UCF											
Kansas State											
Utah											
Kansas											
Texas Tech											
Oklahoma State											
BYU											
TCU											

## SEASON & CAREER STATISTICS

2025-26 SEASON	CAREER
20 vs. Dayton, 11/11/25	Pts 29 vs. West Virginia, 3/12/24^
8 vs. Iowa State, 1/17/26	FG Made 10 vs. West Virginia, 3/12/24^
18 vs. Iowa State, 1/17/26	FG Atts 18, 2x, last vs. Iowa State, 1/17/26
5, 2x, last at Clemson, 12/21/25	3PT-FG Made 7 vs. West Virginia, 3/12/24^
11 vs. Tarleton State, 12/1/25	3PT-FG Atts 11 vs. Tarleton State, 12/1/25
12 vs. Dayton, 11/11/25	FT Made 12 vs. Dayton, 11/11/25
12 vs. Dayton, 11/11/25	FT Atts 12 vs. Dayton, 11/11/25
6 vs. Baylor, 1/28/26	Rebs 6, 3x, last vs. Baylor, 1/28/26
6, 3x, last vs. Arizona State, 1/24/26	Assists 8 vs. San Francisco, 3/20/24
3, 2x last vs. Colorado, 1/14/26	Stls 7 vs. DePaul, 4/1/25
2, 3x, last vs. Houston, 1/3/26	Blks 2, 5x, last vs. Houston, 1/3/26
36, 2x, last vs. West Virginia, 2/5/26	Mins 36, 2x, last vs. West Virginia, 2/5/26

## MISCELLANEOUS STATISTICS

CATEGORY	2023-24	2024-25	2025-26	CAREER
Double-Figure Scoring Games	14	15	10	39
Double-Figure Rebounding Games	0	0	0	0
Double-Double Games	0	0	0	0
20-Point Scoring Games	3	2	1	6
Games Led UC in Scoring	2	6	7	15
Games Led UC in Rebounding	0	0	0	0
Games Led UC in Assists	16	7	11	34
Games With 3+ Assists	21	15	18	54
Games With 3+ Blocks	0	0	0	0
Games With 3+ Steals	9	7	2	18
Games With 3+ 3-Pointers	2	4	8	13

## CAREER STATISTICS

SEASON	TEAM	GP-GS	MIN/AVG	Field Goals		3-Point		F-Throws		Rebounds				Scoring						
				FG-FGA	FG%	3FG-3FGA	3FG%	FT-FTA	FT%	OFF	DEF	TOT	AVG	PF-FO	A	TO	BLK	STL	PTS	AVG
2023-24	UC	35-35	933/26.7	134-345	.388	35-125	.280	60-74	.811	13	71	84	2.4	67-3	116	74	6	61	363	10.4
2024-25	UC	32-15	814/25.4	122-296	.412	45-112	.402	36-47	.766	24	62	86	2.7	66-0	85	57	6	56	325	10.2
2025-26	UC	23-23	678/29.5	79-214	.369	50-126	.397	43-47	.915	17	59	76	3.3	60-1	84	40	11	21	251	10.9
<b>TOTAL</b>		<b>90-73</b>	<b>2425/26.9</b>	<b>335-855</b>	<b>.392</b>	<b>130-363</b>	<b>.358</b>	<b>139-168</b>	<b>.827</b>	<b>54</b>	<b>192</b>	<b>246</b>	<b>2.7</b>	<b>193-4</b>	<b>285</b>	<b>171</b>	<b>23</b>	<b>138</b>	<b>939</b>	<b>10.4</b>



# #2 JIZZLE JAMES

GUARD • 6-3 • 205 • JUNIOR • ORLANDO, FLA. (OLYMPIA HS)

## 2025-26 (JUNIOR)

- Shined in season debut against Alabama St., tallying 16 points, while knocking down 3-of-5 attempts from beyond the arc and snagging four rebounds.
- Claimed first start of the season against Lipscomb, going for 16 points, five assists and two steals.
- Swiped a career-high four steals against West Virginia.
- Against #25 UCF he netted 14 points.
- Scored 15 points against #2 Iowa State.
- Poured in 17 points while knocking down 5-of-6 from downtown against Baylor.
- Full legal name is Edgerrin James Jr.
- Tallied a season-high 18 points, shooting 4-of-6 from 3-point range versus West Virginia.
- Son of 11-year NFL running back and Pro Football Hall of Famer Edgerrin James.
- He and Day Day Thomas share a mutual "big/little brother" dynamic, crediting Thomas as someone he has looked up to in his early career.



## 2025-26 (JUNIOR)

Opponent	Min	FG-FGA	3FG-FGA	FT-FTA	Off-Def-Tot	PF	A	TO	Blk	Stl	Pts
Western Carolina				DNP							
Georgia State				DNP							
Dayton				DNP							
Mount St. Mary's				DNP							
#6 Louisville				DNP							
NIJT				DNP							
Eastern Michigan				DNP							
Tarleton State				DNP							
Xavier				DNP							
Georgia				DNP							
Alabama State	20	6-9	3-5	1-1	1-3-4	0	2	2	0	1	16
Clemson	29	3-9	1-2	3-4	1-2-3	1	3	3	0	0	10
Lipscomb	25	7-11	2-5	0-1	0-0-0	3	5	1	1	2	16
#8 Houston	36	1-7	0-3	2-2	0-4-4	2	4	3	0	0	4
West Virginia	29	3-13	2-8	0-0	1-1-2	4	4	3	0	4	8
#25 UCF	35	7-14	0-3	0-0	3-0-3	1	2	3	0	0	14
Colorado	31	1-9	0-2	4-4	0-3-3	1	3	1	0	1	6
#2 Iowa State	30	6-12	1-3	2-2	0-1-1	2	1	1	0	1	15
#1 Arizona	25	2-7	0-2	0-0	1-1-2	1	1	1	1	0	4
Arizona State	27	3-7	0-2	0-0	2-1-3	1	2	2	0	0	6
Baylor	36	6-11	5-6	0-1	0-4-4	1	1	1	0	0	17
#10 Houston	30	2-6	1-3	0-0	1-1-2	3	2	3	0	0	5
West Virginia	35	7-16	4-6	0-0	1-0-1	2	0	4	0	1	18
UCF											
Kansas State											
Utah											
Kansas											
Texas Tech											
Oklahoma State											
BYU											
TCU											

## SEASON & CAREER STATISTICS

### 2025-26 SEASON

18 vs. West Virginia, 2/5/26	Pts	25, 3×, last at Iowa State, 2/15/25
7, 3×, last vs. West Virginia, 2/5/26	FG Made	11 vs. Bradley, 3/23/24
16 vs. West Virginia, 2/5/26	FG Atts	23 at Indiana State, 3/26/24
5 vs. Baylor, 1/28/26	3PT-FG Made	6 vs. BYU, 2/28/25
8 vs. West Virginia, 1/6/26	3PT-FG Atts	9, 3×, last vs. Iowa State, 3/12/25^
4 vs. Colorado, 1/14/26	FT Made	6 vs. EWU, 11/12/23
4, 2×, last vs. Colorado, 1/14/26	FT Atts	7, 2×, last at UCF, 2/5/25
4, 3×, last vs. Baylor, 1/28/26	Rebs	8 vs. Alabama State, 11/27/24
5 vs. Lipscomb, 12/29/25	Assists	10 vs. UAPB, 11/4/24
4 vs. West Virginia, 1/6/26	Stls	4 vs. West Virginia, 1/6/26
1, 2×, last vs. Arizona, 1/21/26	Blks	3 vs. Dayton, 12/20/24
36, 2×, last vs. Baylor, 1/28/26	Mins	39 at Indiana State, 3/26/24

^ Big 12 Championships

## MISCELLANEOUS STATISTICS

CATEGORY	2023-24	2024-25	2025-26	CAREER
Double-Figure Scoring Games	16	25	7	48
Double-Figure Rebounding Games	0	0	0	0
Double-Double Games	0	1	0	1
20-Point Scoring Games	2	3	0	5
Games Led Team in Scoring	3	11	1	15
Games Led Team in Rebounding	0	1	0	1
Games Led Team in Assists	4	13	2	19
Games With 3+ Assists	15	22	4	41
Games With 3+ Blocks	0	1	0	1
Games With 3+ Steals	0	2	1	3
Games With 3+ 3-Pointers	1	6	3	10

## CAREER STATISTICS

SEASON	TEAM	GP-GS	MIN/AVG	Field Goals			3-Point		F-Throws		Rebounds				PF-FO				Scoring	
				FG-FGA	FG%	3FG-3FGA	3FG%	FT-FTA	FT%	OFF	DEF	TOT	AVG	PF	FO	A	TO	BLK	STL	PTS
2023-24	UC	37-2	712/19.3	132-305	.433	23-80	.288	39-50	.780	23	47	70	1.9	39-0	76	43	8	18	326	8.8
2024-25	UC	35-35	949/27.1	176-440	.400	46-163	.282	48-62	.774	19	85	104	3.0	75-1	124	63	15	30	446	12.7
2025-26	UC	13-11	388/29.8	54-131	.412	19-50	.380	12-15	.800	11	21	32	2.5	22-0	30	28	2	10	139	10.7
<b>TOTAL</b>		<b>85-48</b>	<b>2050/24.1</b>	<b>362-876</b>	<b>.413</b>	<b>88-293</b>	<b>.300</b>	<b>99-127</b>	<b>.780</b>	<b>53</b>	<b>153</b>	<b>206</b>	<b>2.4</b>	<b>136-1</b>	<b>230</b>	<b>134</b>	<b>25</b>	<b>58</b>	<b>911</b>	<b>10.7</b>



# #3 JALEN HAYNES

FORWARD • 6-8 • 250 • GRAD • FT. LAUDERDALE, FLA. (GEORGE MASON)

**PRIOR TO UC**

- Played one season at George Mason following a redshirt year after competing at East Tennessee State and Virginia Tech for one season each.

**AT GEORGE MASON (2024-25)**

- 2024-25: Named to All-Atlantic 10 First Team.
- NABC All-District First Team.
- A-10 All-Tournament Team (21.0 ppg, 6.7 rpg, 3.0 apg, 1.3 spg, 52.2 FG%).
- Averaged 15 points, 7.2 rebounds, 1.7 assists and 1.5 blocks per game.
- Ranked second in the Atlantic 10 and 39th nationally in field goal percentage (.554).
- Fifth in the conference in double-doubles and free throw attempts (187).
- Averaged 14.0 points per game in conference play to lead the Patriots.
- Scored in double figures in 26 games and reached 20 or more points seven times.
- Contributed a team-high 18 points and seven rebounds at fifth-ranked Duke.
- Hauled in a season-high 16 rebounds in a victory over Mount St. Mary's.
- Dropped a season-high 25 points in a win over Fordham.
- Dished out a season-high six assists versus Saint Joseph's.
- In the Atlantic 10 tournament, scored a game-high 24 points on 10-of-17 shooting against George Washington in the quarterfinals.
- Had 22 points, seven rebounds and six assists in the semifinals against Saint Joseph's.
- Led the team with 17 points and eight rebounds in the championship game against VCU.
- Contributed 14 points in the NIT first-round victory over Samford.



## SEASON & CAREER STATISTICS

**2025-26 SEASON**

**CAREER**

-	Pts	27 at Mercer, 1/25/23
-	FG Made	12 vs. UNC Asheville, 12/3/24
-	FG Atts	20 vs. Fordham, 2/26/25
-	3PT-FG Made	1, 6x, last vs. VCU, 3/16/25
-	3PT-FG Atts	3, 2x, last vs. Furman, 1/7/23
-	FT Made	9, 5x, last vs. Fordham, 2/26/25
-	FT Atts	14 at UNC Greensboro, 2/7/23
-	Rebs	16 vs. Mount St. Mary's, 12/28/24
-	Assists	6 vs. Saint Joseph's, 3/15/25
-	Stls	3 at George Washington, 2/5/25
-	Blks	4 at Mercer, 1/25/23
-	Mins	40 at Saint Louis, 2/11/25

## MISCELLANEOUS STATISTICS

CATEGORY	21-22	22-23	24-25	25-26	CAREER
Double-Figure Scoring Games	0	23	28	-	51
Double-Figure Rebounding Games	0	4	6	-	10
Double-Double Games	0	4	5	-	9
20-Point Scoring Games	0	8	7	-	15
Games Led UC in Scoring	0	-	-	-	-
Games Led UC in Rebounding	0	-	-	-	-
Games Led UC in Assists	0	-	-	-	-
Games With 3+ Assists	0	5	5	-	10
Games With 3+ Blocks	0	3	2	-	5
Games With 3+ Steals	0	0	1	-	1
Games With 3+ 3-Pointers	0	0	0	-	0

## CAREER STATISTICS

SEASON	TEAM	GP-GS	MIN/AVG	Field Goals		3-Point		F-Throws		Rebounds				Scoring						
				FG-FGA	FG%	3FG-3FGA	3FG%	FT-FTA	FT%	OFF	DEF	TOT	AVG	PF-FO	A	TO	BLK	STL	PTS	AVG
2021-22	VT	9-0	25/2.7	3-7	.429	0-0	.000	1-3	.333	3	2	5	0.6	2-0	0	2	0	0	7	0.8
2022-23	ETSU	32-31	917/28.7	176-306	.575	3-21	.143	111-174	.638	84	122	206	6.4	106-2	47	78	21	14	466	14.6
2024-25	GMU	36-36	925/25.7	195-352	.554	3-17	.176	113-187	.604	71	179	250	6.9	103-5	50	90	23	27	506	14.1
<b>TOTAL FOR UC</b>		<b>0-0</b>	<b>0/0.0</b>	<b>0-0</b>	<b>.000</b>	<b>0-0</b>	<b>.000</b>	<b>0-0</b>	<b>.000</b>	<b>0</b>	<b>0</b>	<b>0</b>	<b>0.0</b>	<b>0-0</b>	<b>0</b>	<b>0</b>	<b>0</b>	<b>0</b>	<b>0</b>	<b>0</b>
<b>TOTAL</b>		<b>77-67</b>	<b>1867/24.2</b>	<b>374-665</b>	<b>.562</b>	<b>6-38</b>	<b>.158</b>	<b>225-364</b>	<b>.618</b>	<b>158</b>	<b>303</b>	<b>461</b>	<b>6.0</b>	<b>211-7</b>	<b>97</b>	<b>170</b>	<b>44</b>	<b>41</b>	<b>979</b>	<b>12.7</b>



# #5 SENCIRE HARRIS

GUARD • 6-4 • 180 • JUNIOR • CANTON, OHIO (WEST VIRGINIA)

### 2025-26 (JUNIOR)

- Swiped a season-high three steals against Western Carolina.
- Scored eight points and snagged five rebounds against Dayton and Mount St. Mary's.
- Dished out five assists against NJIT.
- Poured in a season-high 12 points against NJIT.
- Scored 10 points and recorded four rebounds against Clemson.
- Distributed a career high six assists with no turnovers and recorded three steals against #25 UCF.
- Tied a season-high 12 points versus #2 Iowa State.



### 2025-26 (JUNIOR)

Opponent	Min	FG-FGA	3FG-FGA	FT-FTA	Off-Def-Tot	PF	A	TO	Blk	Stl	Pts
Western Carolina	9	1-1	0-0	4-6	0-0-0	3	2	0	0	3	6
Georgia State	15	3-4	0-1	3-3	1-1-2	5	0	1	0	2	9
Dayton	18	1-6	0-1	6-8	1-4-5	3	2	2	0	1	8
Mount St. Mary's	22	3-8	0-1	2-4	1-4-5	0	1	1	0	0	8
#6 Louisville	20	4-7	0-0	1-1	0-3-3	2	1	1	1	1	9
NJIT	20	4-7	1-2	3-7	2-0-2	2	5	1	0	2	12
Eastern Michigan	27	5-10	0-1	2-3	3-0-3	4	0	3	0	2	12
Tarleton State	26	2-6	1-4	1-2	1-2-3	1	1	1	0	2	6
Xavier	17	0-6	0-1	2-4	2-1-3	3	2	0	0	1	2
Georgia	20	2-6	0-0	2-4	0-2-2	2	3	1	1	1	6
Alabama State	3	0-0	0-0	0-0	0-0-0	0	0	1	0	0	0
Clemson	28	4-9	1-1	1-3	1-3-4	2	1	1	0	0	10
Lipscomb	19	3-5	0-0	1-1	0-3-3	2	1	1	1	0	7
#8 Houston	18	1-7	0-2	0-0	3-1-4	3	1	0	0	0	2
West Virginia	17	2-7	0-2	3-5	3-3-6	1	1	0	0	1	7
#25 UCF	26	2-8	0-3	1-2	1-2-3	2	6	0	0	3	5
Colorado	27	3-7	0-2	3-6	0-3-3	4	4	0	1	2	9
#2 Iowa State	20	3-8	0-2	6-8	1-3-4	3	2	0	1	2	12
#1 Arizona	13	0-4	0-1	1-2	0-1-1	4	1	2	0	1	1
Arizona State	25	3-6	0-0	2-3	0-4-4	1	1	0	0	2	8
Baylor					DNP (Illness)						
#10 Houston					DNP (Illness)						
West Virginia	9	1-3	0-0	1-1	0-3-3	2	0	3	0	1	3
UCF											
Kansas State											
Utah											
Kansas											
Texas Tech											
Oklahoma State											
BYU											
TCU											

### SEASON & CAREER STATISTICS

2025-26 SEASON		CAREER	
12, 3x, last vs. Iowa State, 1/17/26	Pts	13 vs. TCU, 2/25/25	
5 vs. EMU, 11/26/25	FG Made	6 at Kansas St., 1/25/25	
10 vs. EMU, 11/26/25	FG Atts	12 at Kansas St., 1/25/25	
1, 3x, last at Clemson, 12/21/25	3PT-FG Made	2, 5x, last vs. Arizona, 1/7/25	
4 vs. Tarleton St., 12/1/25	3PT-FG Atts	6 vs. Oklahoma St., 1/4/25	
6, 2x, last vs. Iowa State, 1/17/26	FT Made	6, 3x, last vs. Iowa State, 1/17/26	
8, 2x, last vs. Iowa State, 1/17/26	FT Atts	8, 2x, last vs. Iowa State, 1/17/26	
6 vs. West Virginia, 1/6/26	Rebs	9, 2x, last at Kansas St., 1/25/25	
6 at UCF, 1/11/26	Assists	6 at UCF, 1/11/26	
3, 2x, last at UCF, 1/11/26	Stls	4, 2x, last at Cincinnati, 2/2/25	
1, 5x, last vs. Iowa State, 1/17/26	Blks	3 vs. Robert Morris, 11/4/24	
28 at Clemson, 12/21/25	Mins	41 vs. Gonzaga, 11/27/24	

### MISCELLANEOUS STATISTICS

CATEGORY	2022-23	2024-26	2025-26	CAREER
Double-Figure Scoring Games	2	3	4	9
Double-Figure Rebounding Games	0	0	0	0
Double-Double Games	0	0	0	0
20-Point Scoring Games	0	0	0	0
Games Led UC in Scoring	-	-	0	0
Games Led UC in Rebounding	-	-	0	0
Games Led UC in Assists	-	-	2	2
Games With 3+ Assists	2	8	4	14
Games With 3+ Blocks	0	1	0	1
Games With 3+ Steals	3	8	2	13
Games With 3+ 3-Pointers	0	0	0	0

### CAREER STATISTICS

SEASON	TEAM	GP-GS	MIN/AVG	Field Goals		3-Point		F-Throws		Rebounds				Scoring						
				FG-FGA	FG%	3FG-3FGA	3FG%	FT-FTA	FT%	OFF	DEF	TOT	AVG	PF-FO	A	TO	BLK	STL	PTS	AVG
2022-23	Illini	33-7	479/14.5	52-121	.430	13-41	.317	4-20	.200	19	49	68	2.1	51-0	29	21	11	27	121	3.7
2024-25	WVU	32-32	860/26.9	73-184	.397	6-53	.113	36-48	.750	20	116	136	4.3	78-3	51	39	23	54	188	5.9
2025-26	UC	21-8	402/19.1	47-125	.376	3-24	.125	45-73	.616	20	43	63	3.0	49-1	35	19	5	28	142	6.8
<b>TOTAL FOR UC</b>		<b>21-8</b>	<b>402/19.1</b>	<b>47-125</b>	<b>.376</b>	<b>3-24</b>	<b>.125</b>	<b>45-73</b>	<b>.616</b>	<b>20</b>	<b>43</b>	<b>63</b>	<b>3.0</b>	<b>49-1</b>	<b>35</b>	<b>19</b>	<b>5</b>	<b>28</b>	<b>142</b>	<b>6.8</b>
<b>TOTAL</b>		<b>86-47</b>	<b>1740/20.2</b>	<b>172-430</b>	<b>.400</b>	<b>22-118</b>	<b>.186</b>	<b>85-141</b>	<b>.603</b>	<b>59</b>	<b>208</b>	<b>267</b>	<b>3.1</b>	<b>178-4</b>	<b>115</b>	<b>79</b>	<b>39</b>	<b>109</b>	<b>451</b>	<b>5.2</b>



# #7 KEYSHUAN TILLERY

GUARD • 6-1 • 190 • FRESHMAN • ALBANY, N.Y. (NEW HAMPTON SCHOOL)

### 2025-26 (FRESHMAN)

- Dished out a career-best four assists against Alabama St.
- Scored five points and claimed three dimes against Western Carolina.
- Contributed nine points on efficient shooting, including 2-of-3 from beyond the arc, and pulled down three rebounds against Mount St. Mary's.
- Netted nine points against NJIT.
- Tied a career-high 19 minutes versus #2 Iowa State.
- Notched a career-high 14 points, shooting 3-of-4 from deep against No. 10 Houston.

### PRIOR TO UC

- Ranked as a Top 50 overall recruit nationally and as high as No. 6 among point guards.
- Received 28 scholarship offers from programs including Florida, Kansas, Virginia and Tennessee.
- Played his final prep season at New Hampton School (N.H.), where he averaged 17.0 points, 5.3 rebounds and 6.1 assists per game while shooting 50.7% from the field, 35.3% from three-point range and 85.7% at the free throw line.
- Named 2022 Times Union Large School Boys' Basketball Player of the Year while at Albany Academy.
- Earned NEPSAC Class AAA Player of the Year honors and shared National Prep Player of the Year recognition with Christian Jeffrey of Mt. Zion (Md.) Prep.
- Led New Hampton to a 22-4 record and a runner-up finish at the 2025 NEPSAC Class AAA championship.



### SEASON & CAREER STATISTICS

### 2025-26 (FRESHMAN)

Opponent	Min	FG-FGA	3FG-FGA	FT-FTA	Off-Def-Tot	PF	A	TO	Blk	Stl	Pts
Western Carolina	13	2-4	0-1	1-2	0-0-0	0	3	1	0	1	5
Georgia State	9	0-0	0-0	0-0	0-1-0	0	0	0	0	0	0
Dayton	5	0-1	0-0	0-0	0-0-0	0	0	2	0	1	0
Mount St. Mary's	14	3-6	2-3	1-3	0-3-3	1	0	0	0	1	9
#6 Louisville	8	0-2	0-1	0-0	1-1-2	1	1	1	0	0	0
NJIT	19	4-10	1-3	0-1	0-1-1	4	1	3	0	1	9
Eastern Michigan	10	2-4	0-1	0-0	0-1-1	0	2	2	0	0	4
Tarleton State	4	0-0	0-0	0-0	0-1-1	1	1	1	0	0	0
Xavier	5	0-0	0-0	0-0	0-2-2	0	0	1	0	0	0
Georgia	5	0-0	0-0	0-0	0-1-1	1	1	0	1	0	0
Alabama State	10	1-5	0-4	0-0	0-1-1	0	4	0	0	0	2
Clemson				DNP							
Lipscomb	9	0-1	0-0	0-0	0-0-0	0	2	0	0	0	0
#8 Houston				DNP							
West Virginia	9	1-2	1-2	0-0	0-2-2	0	2	1	0	0	3
#25 UCF	3	0-0	0-0	0-0	0-0-0	1	1	1	0	1	0
Colorado	8	0-1	0-0	3-4	0-3-3	1	0	0	0	0	3
#2 Iowa State	19	2-4	0-2	0-0	1-1-2	2	2	0	0	1	4
#1 Arizona	16	1-2	0-1	0-0	0-2-2	2	2	2	0	1	2
Arizona State	8	1-3	1-2	0-0	1-0-1	2	1	0	0	1	3
Baylor	8	2-3	1-2	0-0	0-0-0	1	1	4	0	0	5
#10 Houston	19	4-7	3-4	3-3	0-1-1	2	1	4	0	0	14
West Virginia	4	0-2	0-1	0-0	0-0-0	0	0	0	0	0	0
UCF											
Kansas State											
Utah											
Kansas											
Texas Tech											
Oklahoma State											
BYU											
TCU											

### 2025-26 SEASON

14, at Houston, 1/31/26	Pts	14 at Houston, 1/31/26
4, 2x, last at Houston, 1/31/26	FG Made	4, 2x, last at Houston, 1/31/26
10 vs. NJIT, 11/24/25	FG Atts	10 vs. NJIT, 11/24/25
3 at Houston, 1/31/26	3PT-FG Made	3 at Houston, 1/31/26
4, 2x, last at Houston, 1/31/26	3PT-FG Atts	4, 2x, last at Houston, 1/31/26
3, 2x, last at Houston, 1/31/26	FT Made	3, 2x, last at Houston, 1/31/26
4 vs. Colorado, 1/14/26	FT Atts	4 vs. Colorado, 1/14/26
3, 2x, last vs. Colorado, 1/14/26	Rebs	3, 2x, last vs. Colorado, 1/14/26
4 vs. Alabama St., 12/17/25	Assists	4 vs. Alabama St., 12/17/25
1, 8x, last vs. Arizona State, 1/24/26	Stls	1, 8x, last vs. Arizona State, 1/24/26
1 at Georgia, 12/13/25	Blks	1 at Georgia, 12/13/25
19, 3x, last at Houston, 1/31/26	Mins	19, 3x, last at Houston, 1/31/26

### CAREER

### MISCELLANEOUS STATISTICS

CATEGORY	2025-26	CAREER
Double-Figure Scoring Games	1	1
Double-Figure Rebounding Games	0	0
Double-Double Games	0	0
20-Point Scoring Games	0	0
Games Led UC in Scoring	0	0
Games Led UC in Rebounding	0	0
Games Led UC in Assists	1	1
Games With 3+ Assists	2	2
Games With 3+ Blocks	0	0
Games With 3+ Steals	0	0
Games With 3+ 3-Pointers	1	1

### CAREER STATISTICS

SEASON	TEAM	GP-GS	MIN/AVG	Field Goals		3-Point		F-Throws		Rebounds				Scoring						
				FG-FGA	FG%	3FG-3FGA	3FG%	FT-FTA	FT%	OFF	DEF	TOT	AVG	PF-FO	A	TO	BLK	STL	PTS	AVG
2025-26	UC	21-0	208/9.9	23-57	.404	9-27	.333	8-13	.615	3	21	24	1.1	19-0	25	23	1	8	63	3.0
<b>TOTAL</b>		<b>21-0</b>	<b>208/9.9</b>	<b>23-57</b>	<b>.404</b>	<b>9-27</b>	<b>.333</b>	<b>8-13</b>	<b>.615</b>	<b>3</b>	<b>21</b>	<b>24</b>	<b>1.1</b>	<b>19-0</b>	<b>25</b>	<b>23</b>	<b>1</b>	<b>8</b>	<b>63</b>	<b>3.0</b>



# #10 SHON ABAEV

GUARD • 6-8 • 210 • FRESHMAN • BROWARD COUNTY, FLA. (CALVARY CHRISTIAN ACADEMY)

### 2025-26 (FRESHMAN)

- Distributed a career-best five assists vs Alabama St.
- Poured in 18 points in his Bearcat debut, which marked the highest scoring debut by a Bearcat freshman since Sean Kilpatrick netted 21 against Mount St. Mary's on Nov. 15, 2010.
- Scored 14 points and claimed three rebounds in a win over Dayton.
- Had a career day against NJIT, totaling career highs in points (20), rebounds (8), 3-pointers (4) and steals (2).
- Claimed a career-high five offensive rebounds against Tarleton St.
- Scored 16 points against Xavier.
- Has recorded at least seven boards in three games.
- Netted 13 points against No. 1 Arizona.

### PRIOR TO UC

- Ranked a consensus top-30 prospect and Cincinnati's second-highest rated recruit of the 247Sports era, behind only eventual NBA veteran Lance Stephenson
- Earned McDonald's All-American honors.
- Received 26 scholarship offers from programs including Florida, Kansas, Auburn and USC.
- Competed for Calvary Christian Academy, Fear of God Athletics in the Overtime Elite league and SOH Elite on the Under Armour Association Circuit.
- Only the eighth Cincinnati signee to earn McDonald's All-American status.
- Saw 13 minutes of action in the McDonald's All-American game, racking up eight points, one rebound and two steals, while shooting 2-of-3 from beyond the arc and 3-of-4 from the field.



### SEASON & CAREER STATISTICS

#### 2025-26 SEASON

2025-26 SEASON	CAREER
20 vs. NJIT, 11/24/25	Pts 20 vs. NJIT, 11/24/25
7 vs. Western Carolina, 11/3/25	FG Made 7 vs. Western Carolina, 11/3/25
16 vs. Louisville, 11/21/25	FG Atts 16 vs. Louisville, 11/21/25
4, 2x, last at Xavier, 12/5/25	3PT-FG Made 4, 2x, last at Xavier, 12/5/25
11, 2x, last vs. NJIT, 11/24/25	3PT-FG Atts 11, 2x, last vs. NJIT, 11/24/25
6 vs. Alabama St., 12/17/25	FT Made 6 vs. Alabama St., 12/17/25
10 vs. Alabama St., 12/17/25	FT Atts 10 vs. Alabama St., 12/17/25
8 vs. NJIT, 11/24/25	Rebs 8 vs. NJIT, 11/24/25
5 vs. Alabama St., 12/17/25	Assists 5 vs. Alabama St., 12/17/25
2, 2x, last vs. Tarleton St., 12/1/25	Stls 2, 2x, last vs. Tarleton St., 12/1/25
1, 3x last at Clemson, 12/21/25	Blks 1, 3x last at Clemson, 12/21/25
28 vs. NJIT, 11/24/25	Mins 28 vs. NJIT, 11/24/25

### 2025-26 (FRESHMAN)


Opponent	Min	FG-FGA	3FG-FGA	FT-FTA	Off-Def-Tot	PF	A	TO	Blk	Stl	Pts
Western Carolina	24	7-12	2-6	2-2	0-2-2	2	1	2	0	0	18
Georgia State	19	1-6	0-5	2-2	1-1-2	3	2	2	0	0	4
Dayton	18	4-5	2-3	4-8	0-3-3	5	0	3	0	0	14
Mount St. Mary's	21	3-11	0-6	3-5	0-2-2	1	1	1	0	1	9
#6 Louisville	27	4-16	3-11	1-3	0-3-3	1	1	2	0	1	12
NJIT	28	6-13	4-11	4-4	1-7-8	2	3	2	0	2	20
Eastern Michigan	27	2-9	1-7	0-0	1-6-7	3	1	1	1	1	5
Tarleton State	20	4-10	1-4	1-1	5-2-7	2	2	2	0	2	10
Xavier	25	6-12	4-7	0-2	0-3-3	0	2	1	1	0	16
Georgia	24	2-11	1-5	2-4	1-3-4	0	2	4	0	1	7
Alabama State	23	3-11	1-7	6-10	1-5-6	2	5	0	0	0	13
Clemson	14	1-5	1-5	0-0	0-2-2	0	0	2	1	0	3
Lipscomb	18	0-6	0-3	2-2	1-3-4	0	0	1	0	0	2
#8 Houston	9	0-3	0-2	0-0	0-0-0	0	0	0	0	0	0
West Virginia	12	1-5	1-3	1-3	1-0-1	1	0	1	0	0	4
#25 UCF	6	1-3	0-2	0-0	0-0-0	1	0	0	0	0	2
Colorado	9	1-2	1-2	4-6	0-1-1	1	1	1	0	0	7
#2 Iowa State	5	0-2	0-2	0-0	0-2-2	2	1	0	0	0	0
#1 Arizona	19	3-7	2-6	5-5	0-2-2	0	1	2	0	0	13
Arizona State	3	0-0	0-0	0-0	0-1-1	0	1	1	0	0	0
Baylor				DNP (Lower body injury)							
#10 Houston				DNP (Lower body injury)							
West Virginia				DNP (Lower body injury)							
UCF											
Kansas State											
Utah											
Kansas											
Texas Tech											
Oklahoma State											
BYU											
TCU											

### MISCELLANEOUS STATISTICS

CATEGORY	2025-26	CAREER
Double-Figure Scoring Games	8	8
Double-Figure Rebounding Games	0	0
Double-Double Games	0	0
20-Point Scoring Games	1	1
Games Led UC in Scoring	4	4
Games Led UC in Rebounding	1	1
Games Led UC in Assists	0	0
Games With 3+ Assists	2	2
Games With 3+ Blocks	0	0
Games With 3+ Steals	0	0
Games With 3+ 3-Pointers	3	3

### CAREER STATISTICS

SEASON	TEAM	GP-GS	MIN/AVG	Field Goals		3-Point		F-Throws		Rebounds				Scoring						
				FG-FGA	FG%	3FG-3FGA	3FG%	FT-FTA	FT%	OFF	DEF	TOT	AVG	PF-FO	A	TO	BLK	STL	PTS	AVG
2025-26	UC	20-12	353/17.6	49-149	.329	24-97	.247	37-57	.649	12	48	60	3.0	26-1	24	28	3	8	159	8.0
<b>TOTAL</b>		<b>20-12</b>	<b>353/17.6</b>	<b>49-149</b>	<b>.329</b>	<b>24-97</b>	<b>.247</b>	<b>37-57</b>	<b>.649</b>	<b>12</b>	<b>48</b>	<b>60</b>	<b>3.0</b>	<b>26-1</b>	<b>24</b>	<b>28</b>	<b>3</b>	<b>8</b>	<b>159</b>	<b>8.0</b>



# #11 KERR KRIISA

GUARD • 6-3 • 185 • GRAD • VISSU KULA, ESTONIA (KENTUCKY)

### 2025-26 (GRAD)

- Has dished out four or more assists in six games.
- Drilled six 3-pointers en route to a season-high 20 points against Tarleton St.. It marked his highest scoring output since scoring 25 at Kansas State Feb. 26, 2024, while playing for West Virginia.
- Scored nine points, distributed eight assists and brought in three boards in a victory over Dayton.
- Knocked down 5-of-8 from downtown en route to 15 points against Lipscomb.
- Drew three charges against West Virginia.

### PRIOR TO UC

- Spent one season at Kentucky after playing at West Virginia for a year and Arizona for three seasons.



### 2025-26 (GRAD)

Opponent	Min	FG-FGA	3FG-FGA	FT-FTA	Off-Def-Tot	PF	A	TO	Blk	Stl	Pts
Western Carolina	25	2-4	2-4	0-0	0-3-3	2	4	1	0	0	6
Georgia State	29	2-10	1-7	3-4	0-3-3	0	3	3	0	0	8
Dayton	31	3-7	3-7	0-0	0-3-3	3	8	5	0	0	9
Mount St. Mary's	32	1-9	1-9	0-0	0-1-1	0	5	3	0	0	3
#6 Louisville	25	2-7	2-7	0-0	0-0-0	4	3	2	0	1	6
NIJT	11	2-3	1-1	0-0	0-2-2	0	6	0	0	1	5
Eastern Michigan	30	2-6	2-6	2-2	0-4-4	2	6	2	1	1	8
Tarleton State	30	7-12	6-11	0-0	0-1-1	0	3	1	0	0	20
Xavier	33	2-9	2-9	4-5	0-1-1	2	3	2	0	1	10
Georgia	29	2-8	2-7	0-1	0-1-1	1	3	3	0	0	6
Alabama State	22	1-9	1-9	0-0	1-1-2	1	7	1	0	1	3
Clemson	9	0-1	0-1	0-0	0-1-1	0	0	1	0	0	0
Lipscomb	20	5-8	5-8	0-0	1-0-1	0	2	0	0	0	15
#8 Houston	7	1-1	1-1	0-0	0-0-0	0	0	0	0	0	3
West Virginia					DNP (Upper body injury)						
#25 UCF					DNP (Upper body injury)						
Colorado					DNP (Upper body injury)						
#2 Iowa State					DNP (Upper body injury)						
#1 Arizona	1	0-0	0-0	0-0	0-0-0	1	0	0	0	0	0
Arizona State	10	2-3	1-2	0-0	0-0-0	0	1	0	0	0	5
Baylor	10	0-3	0-3	0-0	0-0-0	0	1	0	1	2	0
#10 Houston	19	1-3	1-3	0-0	0-2-2	0	2	0	0	0	3
West Virginia	15	0-2	0-2	0-0	0-0-0	0	0	0	0	0	0
UCF											
Kansas State											
Utah											
Kansas											
Texas Tech											
Oklahoma State											
BYU											
TCU											

## SEASON & CAREER STATISTICS

### 2025-26 SEASON


20 vs. Tarleton St., 12/1/25	Pts	25 at Kansas St., 2/26/24
7 vs. Tarleton St., 12/1/25	FG Made	8 at Kansas St., 2/26/24
12 vs. Tarleton St., 12/1/25	FG Atts	20 at Kansas St., 2/26/24
6 vs. Tarleton St., 12/1/25	3PT-FG Made	7 at Utah, 2/24/22
11 vs. Tarleton St., 12/1/25	3PT-FG Atts	15 vs. Massachusetts, 12/16/23
4 at Xavier, 12/5/25	FT Made	6, 3x, last at Arizona St., 11/17/22
5 at Xavier, 12/5/25	FT Atts	7 at Arizona St., 12/31/22
4 vs. EMU, 11/26/25	Rebs	11 vs. Southern Utah, 11/11/22
8 vs. Dayton, 11/11/25	Assists	12, 2x, last vs. Bucknell, 11/9/24
2 vs. Baylor, 1/28/26	Stls	4 vs. Michigan, 11/21/21
1, 2x, last vs. Baylor, 1/28/26	Blks	1, 9x, last vs. Baylor, 1/28/26
33 at Xavier, 12/5/25	Mins	39, 2x, last at Kansas St., 2/26/24

## MISCELLANEOUS STATISTICS

CATEGORY	20-21	21-22	22-23	23-24	24-25	25-26	CAREER
Double-Figure Scoring Games	1	15	18	13	0	3	50
Double-Figure Rebounding Games	1	1	-	0	0	0	2
Double-Double Games	0	1	2	1	0	0	4
20-Point Scoring Games	0	2	2	4	0	1	9
Games Led UC in Scoring	-	-	-	-	-	1	1
Games Led UC in Rebounding	-	-	-	-	-	0	0
Games Led UC in Assists	-	-	-	-	-	6	6
Games With 3+ Assists	3	27	27	18	5	11	91
Games With 3+ Blocks	0	0	0	0	0	0	0
Games With 3+ Steals	0	2	1	2	0	0	5
Games With 3+ 3-Pointers	2	14	15	11	0	3	45

## CAREER STATISTICS

SEASON	TEAM	GP-GS	MIN/AVG	Field Goals			3-Point		F-Throws		Rebounds				Scoring					
				FG-FGA	FG%	3FG-3FGA	3FG%	FT-FTA	FT%	OFF	DEF	TOT	AVG	PF-FO	A	TO	BLK	STL	PTS	AVG
2020-21	UA	8-5	185/23.1	14-42	.333	14-38	.368	2-2	1.000	1	3	4	0.5	12-0	19	10	0	3	44	5.5
2021-22	UA	33-31	975/29.5	100-287	.348	80-238	.336	40-49	.816	17	67	84	2.5	59-1	155	72	3	19	320	9.7
2022-23	UA	35-34	1090/31.2	109-293	.372	83-227	.366	46-60	.767	12	71	83	2.4	82-2	180	91	1	20	347	9.9
2023-24	WVU	23-23	768/33.4	81-189	.429	61-144	.424	31-40	.775	1	56	57	2.5	58-2	109	67	1	19	254	11.0
2024-25	UK	9-1	157/17.4	12-43	.279	10-38	.263	6-7	.857	6	16	22	2.4	10-0	34	9	2	4	40	4.4
2025-26	UC	19-12	397/20.9	35-105	.333	31-97	.320	9-12	.750	2	23	25	1.3	16-0	57	24	2	7	110	5.8
<b>TOTAL FOR UC</b>		<b>19-12</b>	<b>397/20.9</b>	<b>35-105</b>	<b>.333</b>	<b>31-97</b>	<b>.320</b>	<b>9-12</b>	<b>.750</b>	<b>2</b>	<b>23</b>	<b>25</b>	<b>1.3</b>	<b>16-0</b>	<b>57</b>	<b>24</b>	<b>2</b>	<b>7</b>	<b>110</b>	<b>5.8</b>
<b>TOTAL</b>		<b>127-106</b>	<b>3572/28.1</b>	<b>351-959</b>	<b>.366</b>	<b>279-782</b>	<b>.357</b>	<b>134-170</b>	<b>.788</b>	<b>39</b>	<b>236</b>	<b>275</b>	<b>2.2</b>	<b>237-5</b>	<b>554</b>	<b>273</b>	<b>9</b>	<b>72</b>	<b>1115</b>	<b>8.8</b>



# #13 GRANT DARBYSHIRE

GUARD • 6-2 • 190 • GRAD • CINCINNATI, OHIO (KENTUCKY)

### 2025-26 (GRADUATE)

- Saw action against NJIT, Tarleton St., Alabama St. and Lipscomb.

### AT KENTUCKY (2022-25)

- Spent three seasons at Kentucky
- Received induction into the Frank G. Ham Society of Character, the highest honor a University of Kentucky athlete can achieve.
- Played in two contests as a junior.
- Logged one minute of action in UK's opening NCAA Tournament triumph over Troy.
- Also entered the home finale victory over LSU.



### 2025-26 (GRAD SEASON)

Opponent	Min	FG-FGA	3FG-FGA	FT-FTA	Off-Def-Tot	PF	A	TO	Blk	Stl	Pts
Western Carolina				DNP							
Georgia State				DNP							
Dayton				DNP							
Mount St. Mary's				DNP							
#6 Louisville				DNP							
NJIT	2	0-1	0-0	0-0	0-0-0	0	0	0	0	0	0
Eastern Michigan				DNP							
Tarleton State	1	0-0	0-0	0-0	0-0-0	0	0	0	0	0	0
Xavier				DNP							
Georgia				DNP							
Alabama State	2	0-0	0-0	0-0	0-0-0	0	0	0	0	0	0
Clemson				DNP							
Lipscomb	1	0-0	0-0	0-0	0-0-0	0	0	0	0	0	0
#8 Houston				DNP							
West Virginia				DNP							
#25 UCF				DNP							
Colorado				DNP							
#2 Iowa State				DNP							
#1 Arizona				DNP							
Arizona State				DNP							
Baylor				DNP							
#10 Houston				DNP							
West Virginia				DNP							
UCF											
Kansas State											
Utah											
Kansas											
Texas Tech											
Oklahoma State											
BYU											
TCU											

## SEASON & CAREER STATISTICS

2025-26 SEASON		CAREER
-	Pts	-
-	FG Made	-
1 vs. NJIT, 11/24/25	FG Atts	1 vs. NJIT, 11/24/25
-	3PT-FG Made	-
-	3PT-FG Atts	-
-	FT Made	-
-	FT Atts	-
-	Rebs	-
-	Assists	-
-	Stls	-
-	Blks	-
2, 2x, last vs. Alabama St., 12/17/25	Mins	2, 2x, last vs. Alabama St., 12/17/25

## MISCELLANEOUS STATISTICS

CATEGORY	2023-24	2024-25	2025-26	CAREER
Double-Figure Scoring Games	-	-	-	-
Double-Figure Rebounding Games	-	-	-	-
Double-Double Games	-	-	-	-
20-Point Scoring Games	-	-	-	-
Games Led UC in Scoring	-	-	-	-
Games Led UC in Rebounding	-	-	-	-
Games Led UC in Assists	-	-	-	-
Games With 3+ Assists	-	-	-	-
Games With 3+ Blocks	-	-	-	-
Games With 3+ Steals	-	-	-	-
Games With 3+ 3-Pointers	-	-	-	-

## CAREER STATISTICS

SEASON	TEAM	GP-GS	MIN/AVG	Field Goals		3-Point		F-Throws		Rebounds				Scoring							
				FG-FGA	FG%	3FG-3FGA	3FG%	FT-FTA	FT%	OFF	DEF	TOT	AVG	PF	FO	A	TO	BLK	STL	Pts	AVG
2023-24	UK	4-0	3/0.7	0-0	.000	0-0	.000	0-0	.000	0	0	0	0.0	0-0	0	0	0	0	0	0	0.0
2024-25	UK	2-0	1/0.4	0-0	.000	0-0	.000	0-0	.000	0	0	0	0.0	0-0	0	0	0	0	0	0	0.0
2025-26	UC	4-0	5/1.4	0-1	.000	0-0	.000	0-0	.000	0	0	0	0.0	0-0	0	0	0	0	0	0	0.0
<b>TOTAL FOR UC</b>		<b>4-0</b>	<b>5/1.4</b>	<b>0-1</b>	<b>.000</b>	<b>0-0</b>	<b>.000</b>	<b>0-0</b>	<b>.000</b>	<b>0</b>	<b>0</b>	<b>0</b>	<b>0.0</b>	<b>0-0</b>	<b>0</b>	<b>0</b>	<b>0</b>	<b>0</b>	<b>0</b>	<b>0</b>	<b>0.0</b>
<b>TOTAL</b>		<b>10-0</b>	<b>9/0.9</b>	<b>0-1</b>	<b>.000</b>	<b>0-0</b>	<b>.000</b>	<b>0-0</b>	<b>.000</b>	<b>0</b>	<b>0</b>	<b>0</b>	<b>0.0</b>	<b>0-0</b>	<b>0</b>	<b>0</b>	<b>0</b>	<b>0</b>	<b>0</b>	<b>0</b>	<b>0.0</b>



# #17 JORDI RODRIGUEZ

GUARD • 6-6 • 195 • FRESHMAN • BARCELONA, SPAIN

### 2025-26 (FRESHMAN)

- Scored 10 points in his Bearcat debut against Western Carolina.
- Distributed three assists and brought down two rebounds against Georgia State.
- Drained a career-high three 3-pointers against NJIT.

### PRIOR TO UC

- Averaged 13.6 points, 2.9 rebounds and 2.6 assists per game while teaming with fellow Bearcat Baba Miller to lead Spain to the championship at the 2023 FIBA U-19 World Cup.
- Shot 40% from 3-point range on his way to All-Tournament Team honors.
- Played 2024-25 season for Grupo Ureta Tizona Burgos and Joventut Badalona in the Spanish ACB and Primera FEB leagues.
- Averaged 8.3 points and 2.7 rebounds per contest while shooting 41.5% from deep.
- Poured in 25 points on 7-of-11 from beyond the arc in a game vs. Obradoiro.



### 2025-26 (FRESHMAN)

Opponent	Min	FG-FGA	3FG-FGA	FT-FTA	Off-Def-Tot	PF	A	TO	Blk	Stl	Pts
Western Carolina	14	2-4	2-4	4-7	1-0-1	2	2	0	0	0	10
Georgia State	17	1-5	0-4	0-0	0-2-2	2	3	3	0	0	2
Dayton	5	0-0	0-0	0-0	0-0-0	0	0	2	0	0	0
Mount St. Mary's				DNP							
#6 Louisville				DNP							
NJIT	23	3-5	3-4	1-2	1-1-2	0	1	0	0	1	10
Eastern Michigan	8	0-5	0-5	0-0	0-2-2	0	0	0	0	0	0
Tarleton State	1	0-0	0-0	0-0	0-1-1	0	0	0	0	0	0
Xavier				DNP							
Georgia	4	1-2	0-0	1-1	0-0-0	1	0	0	0	0	3
Alabama State	11	0-2	0-1	0-0	1-1-2	0	0	0	0	0	0
Clemson				DNP							
Lipscomb	4	0-3	0-3	0-0	0-0-0	0	0	0	0	0	0
#8 Houston				DNP							
West Virginia				DNP							
#25 UCF				DNP							
Colorado				DNP							
#2 Iowa State				DNP							
#1 Arizona	2	1-2	1-2	0-0	0-0-0	0	0	0	0	0	3
Arizona State				DNP							
Baylor	6	0-2	0-2	0-0	0-0-0	0	1	0	0	2	0
#10 Houston	9	0-0	0-0	0-0	1-2-3	0	0	0	0	0	0
West Virginia				DNP							
UCF											
Kansas State											
Utah											
Kansas											
Texas Tech											
Oklahoma State											
BYU											
TCU											

### SEASON & CAREER STATISTICS

2025-26 SEASON		CAREER	
10, 2x, last vs. NJIT, 11/24/25	Pts	10, 2x, last vs. NJIT, 11/24/25	
3 vs. NJIT, 11/24/25	FG Made	3 vs. NJIT, 11/24/25	
5, 2x, last vs. NJIT, 11/24/25	FG Atts	5, 2x, last vs. NJIT, 11/24/25	
3 vs. NJIT, 11/24/25	3PT-FG Made	3 vs. NJIT, 11/24/25	
5 vs. EMU, 11/26/25	3PT-FG Atts	5 vs. EMU, 11/26/25	
4 vs. Western Carolina, 11/3/25	FT Made	4 vs. Western Carolina, 11/3/25	
7 vs. Western Carolina, 11/3/25	FT Atts	7 vs. Western Carolina, 11/3/25	
3 at Houston, 1/31/26	Rebs	3 at Houston, 1/31/26	
3 vs. Georgia St., 11/7/25	Assists	3 vs. Georgia St., 11/7/25	
2 vs. Baylor, 1/28/26	Stls	2 vs. Baylor, 1/28/26	
-	Blks	-	
23 vs. NJIT, 11/24/25	Mins	23 vs. NJIT, 11/24/25	

### MISCELLANEOUS STATISTICS

CATEGORY	2025-26	CAREER
Double-Figure Scoring Games	2	2
Double-Figure Rebounding Games	0	0
Double-Double Games	0	0
20-Point Scoring Games	0	0
Games Led UC in Scoring	0	0
Games Led UC in Rebounding	0	0
Games Led UC in Assists	0	0
Games With 3+ Assists	1	1
Games With 3+ Blocks	0	0
Games With 3+ Steals	0	0
Games With 3+ 3-Pointers	1	1

### CAREER STATISTICS

SEASON	TEAM	GP-GS	MIN/AVG	Field Goals		3-Point		F-Throws		Rebounds				Scoring						
				FG-FGA	FG%	3FG-3FGA	3FG%	FT-FTA	FT%	OFF	DEF	TOT	AVG	PF-FO	A	TO	BLK	STL	PTS	AVG
2025-26	UC	12-0	105/8.8	8-30	.267	6-25	.240	6-10	.600	4	9	13	1.1	5-0	7	5	0	3	28	2.3
<b>TOTAL</b>		<b>12-0</b>	<b>105/8.8</b>	<b>8-30</b>	<b>.267</b>	<b>6-25</b>	<b>.240</b>	<b>6-10</b>	<b>.600</b>	<b>4</b>	<b>9</b>	<b>13</b>	<b>1.1</b>	<b>5-0</b>	<b>7</b>	<b>5</b>	<b>0</b>	<b>3</b>	<b>28</b>	<b>2.3</b>



# #18 BABA MILLER

FORWARD • 6-11 • 225 • SENIOR • MALLORCA, SPAIN (FLORIDA ATLANTIC)

### 2025-26 (SENIOR)

- Named to Big 12 Starting Five three times.
- Leads the team in double-doubles with nine.
- Averages a team high 13.5 ppg and a team best 10.5 rpg.
- During the face off against Western Carolina, he netted 18 points (7-of-9) and secured 10 boards.
- Opened the season with back-to-back double-doubles to become the first Bearcat with consecutive double-doubles to open a season since Bobby Brannen during the 1997-98 campaign.
- Dominated versus Georgia State, as he totaled 24 points (8-of-9), 11 rebounds and three blocks.
- Against Georgia St., became the first Bearcat to record at least 24 points, 10 rebounds and three blocks in a game since Eric Hicks accomplished the feat against North Carolina A&T Dec. 30, 2005.
- Tied a career-high four blocks against Mount St. Mary's, while also swiping three steals.
- Brought in 17 rebounds to go along with 10 points and six assists against Xavier.
- Dominated with a career-high 26 points on 11-of-12 shooting while grabbing 14 rebounds against Alabama State, becoming just the second player at the time in college basketball that season to record at least 25 points and 14 rebounds on better than 90% shooting from the field.
- Showcased his all-around skill set against Lipscomb, totaling 11 points, 21 rebounds (career high), seven assists and two blocks.
- His 21 rebounds marked the most by a Bearcat since Tre Scott grabbed 21 against UCF on Feb. 19, 2020, and represented the first 20-rebound game by a Big 12 player this season.
- Did it all against Colorado, leading UC with 25 points, 11 rebounds, four assists and two blocks.
- After an 18-point, 17-rebound and three-assist performance against Baylor, Miller joined Iowa State's Joshua Jefferson has the only Big 12 players this season with a game of at least 18 points, 16 rebounds and three assists.



### SEASON & CAREER STATISTICS

### 2025-26 (SENIOR)

Opponent	Min	FG-FGA	3FG-FGA	FT-FTA	Off-Def-Tot	PF	A	TO	Blk	Stl	Pts
Western Carolina	23	7-9	0-2	4-6	1-9-10	0	1	1	0	0	18
Georgia State	30	8-9	1-1	7-10	1-10-11	0	1	2	3	1	24
Dayton	31	4-9	0-2	0-4	1-9-10	4	1	4	2	1	8
Mount St. Mary's	33	5-9	0-1	3-4	4-7-11	1	1	1	4	3	13
#6 Louisville	25	3-6	0-1	3-4	3-5-8	0	3	1	1	1	9
NIJT	DNP (Lower body injury)										
Eastern Michigan	DNP (Lower body injury)										
Tarleton State	29	4-6	0-1	5-7	3-8-11	2	3	7	2	2	13
Xavier	28	3-12	0-4	4-7	3-14-17	4	6	0	1	0	10
Georgia	33	5-7	0-0	1-5	3-4-7	4	2	2	0	1	11
Alabama State	27	11-12	1-2	3-4	3-11-14	1	1	0	1	1	26
Clemson	30	2-7	0-2	3-4	2-5-7	3	3	1	2	1	7
Lipscomb	27	5-12	0-0	1-2	6-15-21	2	7	2	2	1	11
#8 Houston	32	4-7	0-2	3-7	0-8-8	2	3	4	0	1	11
West Virginia	34	2-5	0-2	0-0	0-7-7	1	6	2	0	1	4
#25 UCF	29	6-11	0-1	1-1	1-6-7	4	4	1	2	2	13
Colorado	34	10-17	0-3	5-9	3-8-11	2	4	2	2	0	25
#2 Iowa State	34	3-7	1-3	1-2	5-7-12	0	4	2	2	1	8
#1 Arizona	33	5-13	0-1	4-4	2-4-6	2	1	2	0	0	14
Arizona State	34	8-15	0-2	7-10	3-6-9	5	4	5	1	0	23
Baylor	37	6-12	0-1	6-6	5-12-17	4	3	1	1	1	18
#10 Houston	33	1-8	0-2	0-0	1-7-8	1	3	2	0	0	2
West Virginia	35	5-9	0-2	5-6	1-7-8	1	1	2	3	0	15
UCF											
Kansas State											
Utah											
Kansas											
Texas Tech											
Oklahoma State											
BYU											
TCU											

### 2025-26 SEASON

26 vs. Alabama St., 12/17/25	Pts	26 vs. Alabama St., 12/17/25
11 vs. Alabama St., 12/17/25	FG Made	11 vs. Alabama St., 12/17/25
17 vs. Colorado, 1/14/26	FG Atts	17 vs. Colorado, 1/14/26
1, 3x, last vs. Iowa State, 1/17/26	3PT-FG Made	5 vs. FGCU, 11/30/24
4 at Xavier, 12/5/25	3PT-FG Atts	7 at South Florida, 3/2/25
7, 2x, last vs. Arizona State, 1/24/26	FT Made	7, 2x, last vs. Arizona State, 1/24/26
10, 2x, last vs. Arizona State, 1/24/26	FT Atts	13 vs. South Florida, 12/9/23
21 vs. Lipscomb, 12/29/25	Rebs	21 vs. Lipscomb, 12/29/25
7 vs. Lipscomb, 12/29/25	Assists	11 vs. UTSA, 1/29/25
3 vs. Mount St. Mary's, 11/16/25	Stls	4 vs. Indiana State, 11/4/24
4 vs. Mount St. Mary's, 11/16/25	Blks	4, 2x, last vs. Mount St. Mary's, 11/16/25
37 vs. Baylor, 1/28/26	Mins	46 at College of Charleston, 11/15/24

### MISCELLANEOUS STATISTICS

CATEGORY	22-23	23-24	24-25	25-26	CAREER
Double-Figure Scoring Games	2	8	23	15	48
Double-Figure Rebounding Games	0	2	5	11	18
Double-Double Games	0	1	5	9	15
20-Point Scoring Games	0	0	2	4	6
Games Led UC in Scoring	-	-	-	7	7
Games Led UC in Rebounding	-	-	-	18	18
Games Led UC in Assists	-	-	-	7	7
Games With 3+ Assists	1	5	16	12	34
Games With 3+ Blocks	0	5	9	3	17
Games With 3+ Steals	0	3	3	1	7
Games With 3+ 3-Pointers	1	1	4	0	6

### CAREER STATISTICS

SEASON	TEAM	GP-GS	MIN/AVG	Field Goals		3-Point		F-Throws		Rebounds				Scoring						
				FG-FGA	FG%	3FG-3FGA	3FG%	FT-FTA	FT%	OFF	DEF	TOT	AVG	PF-FO	A	TO	BLK	STL	PTS	AVG
2022-23	FSU	15-2	259/17.3	27-57	.474	7-28	.250	3-10	.300	9	46	55	3.7	27-1	12	21	7	6	64	4.3
2023-24	FSU	33-32	818/24.8	92-205	.449	24-82	.293	44-79	.557	39	123	162	4.9	101-4	46	51	37	30	252	7.6
2024-25	FAU	34-34	1020/30.0	141-290	.486	39-114	.342	63-98	.643	51	186	237	7.0	83-1	92	65	58	27	384	11.3
2025-26	UC	21-21	652/31.0	107-202	.530	3-35	.086	66-102	.647	51	169	220	10.5	43-1	62	44	29	18	283	13.5
<b>TOTAL FOR UC</b>	<b>21-21</b>	<b>652/31.0</b>	<b>107-202</b>	<b>.530</b>	<b>3-35</b>	<b>.086</b>	<b>66-102</b>	<b>.647</b>	<b>51</b>	<b>169</b>	<b>220</b>	<b>10.5</b>	<b>43-1</b>	<b>62</b>	<b>44</b>	<b>29</b>	<b>18</b>	<b>283</b>	<b>13.5</b>	
<b>TOTAL</b>		<b>103-89</b>	<b>2749/26.7</b>	<b>367-754</b>	<b>.487</b>	<b>73-259</b>	<b>.282</b>	<b>176-289</b>	<b>.609</b>	<b>150</b>	<b>524</b>	<b>674</b>	<b>6.5</b>	<b>254-7</b>	<b>212</b>	<b>181</b>	<b>131</b>	<b>81</b>	<b>983</b>	<b>9.5</b>



# #24 TYLER MCKINLEY

FORWARD • 6-9 • 245 • REDSHIRT FRESHMAN • CINCINNATI, OHIO (WINTON WOODS)

### 2025-26 (REDSHIRT FRESHMAN)

- Impressed all around versus Western Carolina as he totaled two points, five rebounds, two blocks and three steals.
- Scored four points against Dayton and NJIT.
- Secured a career best six points on a perfect 3-of-3 from the field against West Virginia.

### 2024-25 (FRESHMAN)

- Suffered season-ending injury in September.



### 2025-26 (REDSHIRT FRESHMAN)

Opponent	Min	FG-FGA	3FG-FGA	FT-FTA	Off-Def-Tot	PF	A	TO	Blk	Stl	Pts
Western Carolina	15	1-2	0-0	0-0	0-5-5	0	2	0	2	3	2
Georgia State	16	1-3	0-1	0-0	3-1-4	2	1	1	0	0	2
Dayton	13	2-2	0-0	0-0	2-1-3	4	1	0	0	0	4
Mount St. Mary's	3	0-0	0-0	0-0	0-0-0	0	0	1	0	0	0
#6 Louisville	16	1-1	0-0	0-0	2-3-5	2	2	0	0	0	2
NJIT	13	2-3	0-0	0-0	2-1-3	1	1	1	0	0	4
Eastern Michigan	23	1-4	0-0	0-0	0-2-2	5	2	0	1	1	2
Tarleton State	16	1-2	0-0	0-2	4-0-4	1	0	2	0	1	2
Xavier	15	1-2	0-0	0-0	4-0-4	2	0	2	0	0	2
Georgia	10	0-1	0-1	0-0	0-2-2	1	1	1	0	0	0
Alabama State					DNP (Lower body injury)						
Clemson					DNP (Lower body injury)						
Lipscomb					DNP (Lower body injury)						
#8 Houston					DNP (Lower body injury)						
West Virginia	9	3-3	0-0	0-1	1-0-1	0	0	0	0	0	6
#25 UCF	7	1-1	0-0	0-0	1-0-1	0	0	0	0	0	2
Colorado	8	0-1	0-0	0-0	0-1-1	1	2	0	0	0	0
#2 Iowa State	18	2-3	0-0	0-0	2-1-3	1	0	0	0	0	4
#1 Arizona	19	0-0	0-0	0-0	2-2-4	2	0	1	0	0	0
Arizona State	10	0-0	0-0	0-0	0-1-1	2	1	0	0	2	0
Baylor	10	0-1	0-0	0-0	0-2-2	1	0	0	0	0	0
#10 Houston	15	1-1	0-0	1-4	0-1-1	3	0	0	0	0	3
West Virginia	21	0-1	0-0	1-2	3-2-5	4	1	1	2	1	1
UCF											
Kansas State											
Utah											
Kansas											
Texas Tech											
Oklahoma State											
BYU											
TCU											

### SEASON & CAREER STATISTICS

#### 2025-26 SEASON

6 vs. West Virginia, 1/6/26	Pts	6 vs. West Virginia, 1/6/26
3 vs. West Virginia, 1/6/26	FG Made	3 vs. West Virginia, 1/6/26
4 vs. EMU, 11/26/25	FG Atts	4 vs. EMU, 11/26/25
-	3PT-FG Made	-
1, 2×, last at Georgia, 12/13/25	3PT-FG Atts	1, 2×, last at Georgia, 12/13/25
1, 2×, last vs. West Virginia, 2/5/26	FT Made	1, 2×, last vs. West Virginia, 2/5/26
4 at Houston, 1/31/26	FT Atts	4 at Houston, 1/31/26
5, 3×, last vs. West Virginia, 2/5/26	Rebs	5, 3×, last vs. West Virginia, 2/5/26
2, 4×, last vs. Colorado, 1/14/26	Assists	2, 4×, last vs. Colorado, 1/14/26
3 vs. Western Carolina, 11/3/25	Stls	3 vs. Western Carolina, 11/3/25
2, 2×, last vs. West Virginia, 2/5/26	Blks	2, 2×, last vs. West Virginia, 2/5/26
23 vs. EMU, 11/26/25	Mins	23 vs. EMU, 11/26/25

#### CAREER

### MISCELLANEOUS STATISTICS

CATEGORY	2024-25	2025-26	CAREER
Double-Figure Scoring Games	-	0	0
Double-Figure Rebounding Games	-	0	0
Double-Double Games	-	0	0
20-Point Scoring Games	-	0	0
Games Led UC in Scoring	-	0	0
Games Led UC in Rebounding	-	0	0
Games Led UC in Assists	-	0	0
Games With 3+ Assists	-	0	0
Games With 3+ Blocks	-	0	0
Games With 3+ Steals	-	1	1
Games With 3+ 3-Pointers	-	0	0

### CAREER STATISTICS

SEASON	TEAM	GP-GS	MIN/AVG	Field Goals		3-Point		F-Throws		Rebounds				Scoring						
				FG-FGA	FG%	3FG-3FGA	3FG%	FT-FTA	FT%	OFF	DEF	TOT	AVG	PF-FO	A	TO	BLK	STL	PTS	AVG
2025-26	UC	19-2	260/13.7	17-31	.548	0-2	.000	2-9	.222	26	25	51	2.7	32-1	14	10	5	8	36	1.9
<b>TOTAL</b>		<b>19-2</b>	<b>260/13.7</b>	<b>17-31</b>	<b>.548</b>	<b>0-2</b>	<b>.000</b>	<b>2-9</b>	<b>.222</b>	<b>26</b>	<b>25</b>	<b>51</b>	<b>2.7</b>	<b>32-1</b>	<b>14</b>	<b>10</b>	<b>5</b>	<b>8</b>	<b>36</b>	<b>1.9</b>



# #32 JALEN CELESTINE

FORWARD • 6-7 • 220 • GRAD • AJAX, ONTARIO (BAYLOR)

### 2025-26 (GRAD)

- Notched six points and six rebounds in a win over Dayton.
- Went for 10 points and six boards at Xavier.
- Scored 13 points and two steals against Georgia.
- Knocked down a career-best five 3-pointers en route to a season-best 15 points against West Virginia.
- Drained four 3-pointers during his 12 point performance versus #2 Iowa State.
- Dished out four assists in a victory over Baylor.
- Notched 15 points against No. 10 Houston.
- Had a career-night against West Virginia, tallying a career-best 10 rebounds and six assists.

### AT BAYLOR (2024-25)

- Appeared in 31 games with 11 starts.
- Posted a season-high 20 points shooting 6-of-9 from the floor and 4-of-4 from the free-throw line against Tarleton.
- Produced 18 points with seven rebounds against K-State.
- Knocked down four of five 3-pointers en route to 14 points against Saint John's
- Delivered 12 points with a season-high four 3-pointers made against Kansas.
- Converted 4-of-5 from the free-throw line en route to 10 points against West Virginia.
- Turned in seven points with five rebounds against Kansas State in the Big 12 tournament.
- Collected a season-high eight rebounds with six points against Mississippi State in the NCAA Tournament.

### 2025-26 (GRAD)

Opponent	Min	FG-FGA	3FG-FGA	FT-FTA	Off-Def-Tot	PF	A	TO	Blk	Stl	Pts
Western Carolina	13	1-3	1-3	0-0	0-0-0	3	1	0	0	1	3
Georgia State	6	1-4	1-3	0-0	0-1-1	3	1	0	0	0	3
Dayton	18	2-5	2-3	0-1	0-6-6	2	0	1	0	1	6
Mount St. Mary's	13	0-4	0-3	0-0	1-0-1	2	1	0	0	0	0
#6 Louisville	18	1-2	1-2	1-2	1-0-1	2	1	2	1	0	4
NIIT	11	0-6	0-5	2-2	0-1-1	0	1	0	0	0	2
Eastern Michigan				DNP (lower body injury)							
Tarleton State	17	2-5	2-5	0-0	0-1-1	1	0	1	1	1	6
Xavier	23	4-6	2-4	0-2	1-5-6	2	2	1	0	1	10
Georgia	23	5-9	3-7	0-0	0-0-0	3	1	0	1	2	13
Alabama State	23	1-4	1-4	0-0	1-1-2	2	1	1	2	2	3
Clemson	16	1-6	1-4	0-0	2-0-2	2	0	2	0	0	3
Lipscomb	15	2-5	2-5	0-0	1-3-4	4	1	2	0	1	6
#8 Houston	26	2-5	2-4	0-0	0-3-3	0	0	1	0	1	6
West Virginia	25	5-11	5-9	0-0	1-4-5	3	0	0	0	0	15
#25 UCF	27	2-7	1-5	0-0	1-1-2	1	2	1	0	1	5
Colorado	16	1-4	1-4	0-0	0-1-1	3	0	1	0	1	3
#2 Iowa State	26	4-10	4-10	0-0	1-4-5	2	2	0	0	0	12
#1 Arizona	20	3-6	1-3	0-0	1-1-2	4	0	1	0	1	7
Arizona State	22	2-6	2-5	0-0	3-1-4	1	0	2	0	1	6
Baylor	30	2-10	0-7	1-2	0-3-3	1	4	0	0	0	5
#10 Houston	29	5-7	3-5	2-2	1-1-2	0	0	0	0	1	15
West Virginia	34	3-12	2-8	0-0	2-8-10	0	6	0	0	1	8
UCF											
Kansas State											
Utah											
Kansas											
Texas Tech											
Oklahoma State											
BYU											
TCU											



## SEASON & CAREER STATISTICS

2025-26 SEASON	CAREER
15, 2x, last at Houston, 1/31/26	Pts 21 vs. St. Thomas, 11/06/23
5, 3x, last at Houston, 1/31/26	FG Made 7, 2x, last vs. St. Thomas, 11/06/23
12 vs. West Virginia, 2/5/26	FG Atts 12, 3x, last vs. West Virginia, 2/5/26
5 vs. West Virginia, 1/6/26	3PT-FG Made 5 vs. West Virginia, 1/6/26
10 vs. Iowa State, 1/17/26	3PT-FG Atts 10 vs. Iowa State, 1/17/26
2, 2x, last at Houston, 1/31/26	FT Made 4, 6x, last vs. West Virginia, 2/15/25
2, 5x, last at Houston, 1/31/26	FT Atts 6 vs. St. Thomas, 11/06/23
10 vs. West Virginia, 2/5/26	Rebs 10 vs. West Virginia, 2/5/26
6 vs. West Virginia, 2/5/26	Assists 6 vs. West Virginia, 2/5/26
2, 2x, last vs. Alabama St., 12/17/25	Stls 5 at Colorado, 2/28/24
2 vs. Alabama St., 12/17/25	Blks 2, 5x, last vs. Alabama St., 12/17/25
34 vs. West Virginia, 2/5/26	Mins 37 vs. Oregon, 2/24/24

## MISCELLANEOUS STATISTICS

CATEGORY	20-21	21-22	22-23	23-24	24-25	25-26	CAREER
Double-Figure Scoring Games	1	8	-	11	9	6	35
Double-Figure Rebounding Games	0	0	-	0	0	1	1
Double-Double Games	0	0	-	0	0	0	0
20-Point Scoring Games	0	1	-	1	1	0	3
Games Led UC in Scoring	-	-	-	-	-	3	3
Games Led UC in Rebounding	-	-	-	-	-	1	1
Games Led UC in Assists	-	-	-	-	-	1	1
Games With 3+ Assists	1	2	-	0	0	2	5
Games With 3+ Blocks	0	0	-	0	0	0	0
Games With 3+ Steals	0	0	-	1	0	0	1
Games With 3+ 3-Pointers	1	2	-	7	6	4	20

## CAREER STATISTICS

SEASON	TEAM	GP-GS	MIN/AVG	Field Goals		3-Point		F-Throws		Rebounds				Scoring						
				FG-FGA	FG%	3FG-3FGA	3FG%	FT-FTA	FT%	OFF	DEF	TOT	AVG	PF-FO	A	TO	BLK	STL	PTS	AVG
2020-21	Cal	22-6	282/12.8	21-51	.412	12-29	.414	8-10	.800	13	25	38	1.7	33-1	13	14	3	6	62	2.8
2021-22	Cal	31-16	775/25.0	89-214	.416	30-88	.341	25-31	.806	24	72	96	3.1	74-2	28	32	4	16	233	7.5
2023-24	Cal	27-23	725/26.9	79-175	.451	48-109	.440	28-39	.718	12	75	87	3.2	66-1	23	21	6	20	234	8.7
2024-25	Baylor	31-11	774/25.0	73-192	.380	51-144	.354	22-28	.786	33	77	110	3.5	66-2	24	20	7	18	219	7.1
2025-26	UC	22-4	451/20.5	49-137	.358	37-108	.343	6-11	.545	17	45	62	2.8	41-0	24	16	5	16	141	6.4
<b>TOTAL FOR UC</b>		<b>22-4</b>	<b>451/20.5</b>	<b>49-137</b>	<b>.358</b>	<b>37-108</b>	<b>.343</b>	<b>6-11</b>	<b>.545</b>	<b>17</b>	<b>45</b>	<b>62</b>	<b>2.8</b>	<b>41-0</b>	<b>24</b>	<b>16</b>	<b>5</b>	<b>16</b>	<b>141</b>	<b>6.4</b>
<b>TOTAL</b>		<b>133-60</b>	<b>3008/22.6</b>	<b>311-769</b>	<b>.404</b>	<b>178-478</b>	<b>.372</b>	<b>89-119</b>	<b>.748</b>	<b>99</b>	<b>294</b>	<b>393</b>	<b>3.0</b>	<b>280-6</b>	<b>112</b>	<b>103</b>	<b>25</b>	<b>76</b>	<b>889</b>	<b>6.7</b>



# #52 MOUSTAPHA THIAM

CENTER • 7-2 • 250 • SOPHMORE • DAKAR, SENEGAL (UCF)

### 2025-26 (SOPHMORE)

- Notched 18 points versus Western Carolina and Lipscomb.
- Scored 16 of his 18 against Lipscomb in the second half on 8-of-10 shooting.
- Reached double-digit scoring in 11 games.
- Impressed versus Mount St. Mary's as he tallied 13 points, 10 rebounds and swatted away four shots.
- Has recorded four blocks in four contests.
- Recorded 10 points and nine rebounds versus Georgia St.
- Secured a double-double against NJIT with 15 points and 10 boards.
- Scored 15 points on 5-of-8 from the field against Clemson.
- Tallied all 13 of his points in the second half on 6-of-6 shooting against #8 Houston.
- Poured in a career-best 24 points against #25 UCF.
- Tallied 15 points, two blocks and two steals against Colorado.
- Has reached double figures in 13 games.



### 2025-26 (SOPHOMORE)

Opponent	Min	FG-FGA	3FG-FGA	FT-FTA	Off-Def-Tot	PF	A	TO	Blk	Stl	Pts
Western Carolina	23	6-7	1-2	5-7	1-4-5	2	1	5	1	1	18
Georgia State	28	4-11	0-2	2-7	4-5-9	1	0	3	0	3	10
Dayton	25	2-4	0-0	1-4	0-7-7	1	0	0	4	1	5
Mount St. Mary's	27	5-9	0-3	3-6	4-6-10	3	1	1	4	2	13
#6 Louisville	27	5-7	0-1	0-2	2-7-9	3	1	1	3	1	10
NJIT	26	7-12	0-2	1-1	0-10-10	1	1	1	1	1	15
Eastern Michigan	34	2-5	0-0	4-6	0-2-2	2	0	2	1	3	8
Tarleton State	22	0-1	0-0	0-0	0-3-3	4	0	3	4	1	0
Xavier	27	4-9	0-1	1-2	3-6-9	2	0	1	2	0	9
Georgia	21	5-11	1-3	0-0	5-4-9	3	0	2	0	0	11
Alabama State	24	4-6	0-1	1-1	2-7-9	3	1	2	4	0	9
Clemson	26	5-8	1-1	4-4	2-3-5	4	0	1	1	1	15
Lipscomb	24	8-13	0-0	2-3	3-2-5	2	0	0	0	1	18
#8 Houston	28	6-7	1-1	0-0	2-3-5	2	0	3	1	0	13
West Virginia	27	2-6	0-1	0-0	2-2-4	3	1	1	2	0	4
#25 UCF	31	10-15	1-2	3-3	2-3-5	0	0	0	0	1	24
Colorado	30	6-8	0-1	3-4	0-2-2	1	0	2	2	2	15
#2 Iowa State	22	2-5	1-2	0-0	4-2-6	2	2	2	0	1	5
#1 Arizona	17	1-7	0-2	3-3	3-1-4	4	0	0	0	0	5
Arizona State	27	7-13	0-1	1-2	1-5-6	2	2	1	2	1	15
Baylor	28	6-13	0-1	2-3	1-3-4	4	0	1	1	1	14
#10 Houston	12	1-5	0-0	0-0	1-2-3	0	0	0	1	0	2
West Virginia					DNP (Lower body injury)						
UCF											
Kansas State											
Utah											
Kansas											
Texas Tech											
Oklahoma State											
BYU											
TCU											

### SEASON & CAREER STATISTICS

#### 2025-26 SEASON

24 at UCF, 1/11/26	Pts	24 at UCF, 1/11/26
10 at UCF, 1/11/26	FG Made	10 at UCF, 1/11/26
15 at UCF, 1/11/26	FG Atts	17 at Kansas, 1/8/25
1, 6x, last vs. Iowa State, 1/17/26	3PT-FG Made	3 at Baylor, 2/8/25
3, 2x, last at Georgia, 12/13/25	3PT-FG Atts	5, 4x, last vs. West Virginia, 3/8/25
5 vs. Western Carolina, 11/3/25	FT Made	5 vs. Western Carolina, 11/3/25
7, 2x, last vs. Georgia St., 11/7/25	FT Atts	7, 3x last vs. Georgia St., 11/7/25
10, 2x, last vs. NJIT, 11/24/25	Rebs	11, 2x, last vs. Nebraska, 4/6/25
2, 2x, last vs. Arizona State, 1/24/26	Assists	3, 2x, last vs. Iowa St., 2/11/25
3, 2x, last vs. EMU, 11/26/25	Stls	3, 2x, last vs. EMU, 11/26/25
4, 4x, last vs. Alabama St., 12/17/25	Blks	8 vs. Kansas St., 2/26/25
34 vs. EMU, 11/26/25	Mins	36, 2x, last at Villanova, 4/6/25

### MISCELLANEOUS STATISTICS

CATEGORY	2024-25	2025-26	CAREER
Double-Figure Scoring Games	19	13	32
Double-Figure Rebounding Games	5	2	7
Double-Double Games	2	2	4
20-Point Scoring Games	0	1	1
Games Led UC in Scoring	-	3	3
Games Led UC in Rebounding	-	3	3
Games Led UC in Assists	-	0	0
Games With 3+ Assists	2	0	2
Games With 3+ Blocks	15	5	20
Games With 3+ Steals	0	2	2
Games With 3+ 3-Pointers	1	0	1

### CAREER STATISTICS

SEASON	TEAM	GP-GS	MIN/AVG	Field Goals			3-Point		F-Throws		Rebounds				Scoring					
				FG-FGA	FG%	3FG-3FGA	3FG%	FT-FTA	FT%	OFF	DEF	TOT	AVG	PF-FO	A	TO	BLK	STL	Pts	AVG
2024-25	UCF	34-34	977/28.7	140-281	.498	23-79	.291	50-75	.667	90	128	218	6.4	94-3	25	45	88	16	353	10.4
2025-26	UC	22-22	556/25.3	98-182	.538	6-27	.222	36-58	.621	42	89	131	6.0	49-0	10	32	34	20	238	10.8
<b>TOTAL FOR UC</b>		<b>22-22</b>	<b>556/25.3</b>	<b>98-182</b>	<b>.538</b>	<b>6-27</b>	<b>.222</b>	<b>36-58</b>	<b>.621</b>	<b>42</b>	<b>89</b>	<b>131</b>	<b>6.0</b>	<b>49-0</b>	<b>10</b>	<b>32</b>	<b>34</b>	<b>20</b>	<b>238</b>	<b>10.8</b>
<b>TOTAL</b>		<b>56-56</b>	<b>1533/27.4</b>	<b>238-463</b>	<b>.514</b>	<b>29-106</b>	<b>.274</b>	<b>86-133</b>	<b>.647</b>	<b>132</b>	<b>217</b>	<b>349</b>	<b>6.2</b>	<b>143-3</b>	<b>35</b>	<b>77</b>	<b>122</b>	<b>36</b>	<b>591</b>	<b>10.6</b>



# #65 HALVINE DZELLAT

FORWARD • 6-10 • 240 • SOPHOMORE • BLOIS, FRANCE (LILLE PRO B)

### 2025-26 (SOPHOMORE)

- Swatted a career-high two shots, while also adding four rebounds to his stat line against Western Carolina.
- Brought in five rebounds in a win against Mount St. Mary's.
- Notched his first double digit performance of his career with 11 against NJIT.
- Played a career-high 16 minutes against Alabama St., scoring seven points on a perfect 3-of-3 from the floor.
- Brought down a career-high six rebonds, while also netting six points on 3-of-5 from the field against Lipscomb.
- Scored six points against #8 Houston.

### 2024-25 (FRESHMAN)

- Appeared in 10 games, with the highlight playing 15 minutes against DePaul after having 16 all season prior.
- Three of his seven rebounds and four of his seven shot attempts came in that game, including his first-career field goal.



### 2025-26 (SOPHOMORE)

Opponent	Min	FG-FGA	3FG-FGA	FT-FTA	Off-Def-Tot	PF	A	TO	Blk	Stl	Pts
Western Carolina	7	0-2	0-1	0-0	0-4-4	1	0	0	2	1	0
Georgia State				DNP							
Dayton	2	0-0	0-0	0-0	0-1-1	0	0	1	0	0	0
Mount St. Mary's	10	0-2	0-0	1-2	4-1-5	2	0	0	0	0	1
#6 Louisville				DNP							
NJIT	14	4-5	0-0	3-4	3-1-4	3	0	1	0	0	11
Eastern Michigan	5	0-0	0-0	0-0	0-0-0	1	0	0	0	0	0
Tarleton State				DNP							
Xavier				DNP							
Georgia	7	0-3	0-0	0-0	2-0-2	0	0	0	0	1	0
Alabama State	16	3-3	0-0	1-2	1-0-1	2	1	0	0	1	7
Clemson	14	0-1	0-0	0-0	2-3-5	1	1	0	0	0	0
Lipscomb	16	3-5	0-0	0-0	2-4-6	0	0	0	1	0	6
#8 Houston	12	2-2	0-0	2-2	1-0-1	1	0	0	0	0	6
West Virginia	4	0-0	0-0	0-0	0-0-0	0	0	0	0	0	0
#25 UCF	2	0-0	0-0	0-0	0-0-0	0	0	1	0	0	0
Colorado	2	0-0	0-0	0-0	1-0-1	0	0	0	0	0	0
#2 Iowa State				DNP							
#1 Arizona	5	0-0	0-0	0-0	0-1-1	0	0	0	0	0	0
Arizona State	2	1-1	0-0	0-0	0-1-1	0	0	2	0	0	2
Baylor	2	0-0	0-0	0-0	0-0-0	0	0	0	0	0	0
#10 Houston	14	1-2	0-0	2-4	1-2-3	1	0	1	0	1	4
West Virginia	11	0-0	0-0	0-0	2-1-3	5	1	1	0	0	0
UCF											
Kansas State											
Utah											
Kansas											
Texas Tech											
Oklahoma State											
BYU											
TCU											

### SEASON & CAREER STATISTICS

2025-26 SEASON				CAREER			
11 vs. NJIT, 11/24/25		Pts		11 vs. NJIT, 11/24/25			
4 vs. NJIT, 11/24/25		FG Made		4 vs. NJIT, 11/24/25			
5, 2x, last vs. Lipscomb, 12/29/25		FG Atts	5, 2x, last vs. Lipscomb, 12/29/25				
		3PT-FG Made					
1 vs. Western Carolina, 11/3/25		3PT-FG Atts	1 vs. Western Carolina, 11/3/25				
3 vs. NJIT, 11/24/25		FT Made	3 vs. NJIT, 11/24/25				
4, 2x, last at Houston, 1/31/26		FT Atts	4, 2x, last at Houston, 1/31/26				
6 vs. Lipscomb, 12/29/25		Rebs	6 vs. Lipscomb, 12/29/25				
1, 3x, last vs. West Virginia, 2/5/26		Assists	1, 3x, last vs. West Virginia, 2/5/26				
1, 4x, last at Houston, 1/31/26		Stls	1, 6x, last at Houston, 1/31/26				
2 vs. Western Carolina, 11/3/25		Blks	2 vs. Western Carolina, 11/3/25				
16, 2x, last vs. Lipscomb, 12/29/25		Mins	16, 2x, last vs. Lipscomb, 12/29/25				

### MISCELLANEOUS STATISTICS

CATEGORY	2024-25	2025-26	CAREER
Double-Figure Scoring Games	0	1	1
Double-Figure Rebounding Games	0	0	0
Double-Double Games	0	0	0
20-Point Scoring Games	0	0	0
Games Led UC in Scoring	0	0	0
Games Led UC in Rebounding	0	0	0
Games Led UC in Assists	0	0	0
Games With 3+ Assists	0	0	0
Games With 3+ Blocks	0	0	0
Games With 3+ Steals	0	0	0
Games With 3+ 3-Pointers	0	0	0

### CAREER STATISTICS

SEASON	TEAM	GP-GS	MIN/AVG	Field Goals		3-Point		F-Throws		Rebounds				Scoring						
				FG-FGA	FG%	3FG-3FGA	3FG%	FT-FTA	FT%	OFF	DEF	TOT	AVG	PF-FO	A	TO	BLK	STL	PTS	AVG
2024-25	UC	10-0	38/3.8	1-7	.143	0-0	.000	4-6	.667	3	4	7	0.7	8-0	0	1	1	2	6	0.6
2025-26	UC	18-0	145/8.1	14-26	.538	0-1	.000	9-14	.643	19	19	38	2.1	17-1	3	7	3	4	37	2.1
<b>TOTAL</b>		<b>28-0</b>	<b>183/6.5</b>	<b>15-33</b>	<b>.455</b>	<b>0-1</b>	<b>.000</b>	<b>13-20</b>	<b>.650</b>	<b>22</b>	<b>23</b>	<b>45</b>	<b>1.6</b>	<b>25-1</b>	<b>3</b>	<b>8</b>	<b>4</b>	<b>6</b>	<b>43</b>	<b>1.5</b>

## THE POLLS

### ASSOCIATED PRESS (Week 14 - Feb. 2)

Rk.	Team	Pts.
1.	Arizona (59)	1475
2.	Michigan	1388
3.	UConn	1367
4.	Duke	1314
5.	Illinois	1172
6.	Gonzaga	1167
7.	Iowa State	1130
8.	Houston	1067
9.	Nebraska	1036
10.	Michigan State	950
11.	Kansas	847
12.	Purdue	697
13.	Texas Tech	638
14.	North Carolina	633
15.	Vanderbilt	627
16.	BYU	622
17.	Florida	618
18.	Virginia	578
19.	Saint Louis	353
20.	Clemson	284
21.	Arkansas	276
22.	St. John's	199
23.	Miami (OH)	170
24.	Louisville	148
25.	Tennessee	134

### OTHERS RECEIVING VOTES:

Texas A&M 83, Alabama 48, Iowa 39, UCF 39, Kentucky 28, Villanova 15, NC State 9, Auburn 8, Utah State 6, Miami 4, Georgia 3, Santa Clara 1, George Mason 1, Wisconsin 1.

### USA TODAY/COACHES (Week 14 - Feb. 2)

Rk.	Team	Pts.
1.	Arizona (31)	775
2.	Michigan	728
3.	UConn	715
4.	Duke	692
5.	Gonzaga	625
6.	Illinois	599
7.	Iowa State	588
8.	Houston	586
9.	Nebraska	502
10.	Michigan State	486
11.	Kansas	448
12.	Purdue	387
13.	Texas Tech	365
14.	BYU	315
15.	Vanderbilt	311
16.	Florida	306
17.	Virginia	303
18.	North Carolina	280
19.	Clemson	217
20.	Saint Louis	197
21.	Arkansas	154
22.	St. John's	132
23.	Louisville	72
24.	Miami (OH)	68
25.	Texas A&M	61

### OTHERS RECEIVING VOTES:

Iowa 52, Tennessee 50, UCF 15, Alabama 15, Villanova 13, Kentucky 9, NC State 4, Utah State 2, Georgia 2, Saint Mary's 1.

## CINCINNATI AGAINST RANKED TEAMS

OPPONENT	SCORE	DATE
at (12) Tennessee	L, 56-65	12/12/20
at (6) Houston	L, 52-90	2/21/21
vs. (7) Houston (AAC)	L, 54-91	3/14/21
vs. (14) Illinois	W, 71-51	11/22/21
vs. (12) Arkansas	L, 67-73	11/23/21
<b>(6) Houston</b>	<b>L, 58-80</b>	<b>2/6/22</b>
at (14) Houston	L, 53-71	3/1/22
vs. (18) Houston	L, 56-69	3/11/22
vs. (14) Arizona	L, 93-101	11/21/22
<b>(2) Houston</b>	<b>L, 59-72</b>	<b>1/8/23</b>
at (3) Houston	L, 69-75	1/28/23
vs. (1) Houston	L, 48-69	3/11/23
at (12) BYU	W, 71-60	1/6/24
<b>(25) Texas</b>	<b>L, 73-74</b>	<b>1/9/24</b>
at (14) Baylor	L, 59-62	1/13/24
<b>(19) TCU</b>	<b>W, 81-77 (OT)</b>	<b>1/16/24</b>
<b>(15) Oklahoma</b>	<b>L, 65-69</b>	<b>1/20/24</b>
at (7) Kansas	L, 69-74	1/22/24
at (15) Texas Tech	W, 75-72	2/3/24
<b>(5) Houston</b>	<b>L, 62-67</b>	<b>2/10/24</b>
<b>(10) Iowa State</b>	<b>L, 59-68</b>	<b>2/13/24</b>
at (1) Houston	L, 59-67	2/27/24
vs. (16) Kansas	W, 72-52	3/13/24
vs. (14) Baylor	L, 56-68	3/14/24
vs. (22) Dayton	W, 66-59	12/20/24
<b>(11) Kansas</b>	<b>L, 40-54</b>	<b>1/11/25</b>
at (10) Iowa State	L, 70-81	2/15/25
at (4) Houston	L, 64-73	3/1/25
vs. (12) Iowa State	L, 56-76	3/12/25
vs. (6) Louisville	L, 64-74	11/21/25
<b>(8) Houston</b>	<b>L, 60-67</b>	<b>1/3/26</b>
at (25) UCF	L, 72-73	1/11/26
<b>(2) Iowa State</b>	<b>W, 79-70</b>	<b>1/17/26</b>
at (1) Arizona	L, 51-77	1/21/26
at (10) West Virginia	L, 54-76	1/31/26

Overall: 147-238

Top-10 Opponents: 48-130

Vs. Ranked Teams in Fifth Third Arena: 35-36

## BIG 12 CONFERENCE

### BIG 12 STANDINGS

(as of 2/8/26)

	Conference	Overall	Streak
1. Arizona	9-0	22-0	W22
2. Houston	8-1	20-2	W3
3. Iowa State	7-2	20-2	W4
Kansas	7-2	17-5	W6
5. Texas Tech	6-3	16-6	L2
6. UCF	6-4	17-5	L1
West Virginia	6-4	15-8	W1
8. BYU	5-4	17-5	L3
9. Oklahoma St.	4-5	16-6	W2
10. TCU	3-6	13-9	L2
11. Baylor	3-7	13-9	W2
Colorado	3-7	13-10	L1
Arizona State	3-7	12-11	W1
<b>Cincinnati</b>	<b>3-7</b>	<b>11-12</b>	<b>L2</b>
15. Kansas State	1-8	10-12	L3
Utah	1-8	9-13	L4

### 2025-26 PRESEASON STANDINGS

1.	Houston (14)	224
2.	BYU (1)	204
3.	Texas Tech	200
4.	Arizona (1)	179
5.	Iowa State	170
6.	Kansas	163
7.	Baylor	137
8.	<b>CINCINNATI</b>	<b>120</b>
9.	Kansas State	117
10.	TCU	90
11.	West Virginia	79
12.	Oklahoma State	77
13.	Utah	50
14.	UCF	39
15.	Colorado	37
16.	Arizona State	34

### Preseason All-Conference First Team

JT Toppin, Texas Tech, Jr., forward (unanimous selection)  
Milos Uzan, Houston, Sr., guard (unanimous selection)

P.J. Haggerty, Kansas State, Jr., guard

AJ Dybantsa, BYU, Fr., forward

Darryn Peterson, Kansas, Fr., guard

### Preseason All-Conference Second Team

Richie Saunders, BYU, Sr., guard

Tamin Lipsey, Iowa State, Sr., guard

Jaden Bradley, Arizona, Sr., guard

Christian Anderson, Texas Tech, So., guard

Joseph Tugler, Houston, Jr., forward

### Preseason Player of the Year:

JT Toppin, Texas Tech

### Preseason Newcomer of the Year:

LeJuan Watts, Texas Tech

### Preseason Freshman of the Year:

Darryn Peterson, Kansas

### CINCINNATI IN THE BIG 12

#### 2025-26 STATISTICS

(as of 2/8/26)

### TEAM

CATEGORY	STAT	B12	NCAA
Scoring Offense	70.7	15	306
Scoring Defense	67.0	4	29
Scoring Margin	3.7	12	156
Bench Points	219.26	10	258
Free-Throw Pct.	66.3	16	345
Field Goal Pct.	41.7	16	328
Field Goal Pct. Defense	41.4	5	56
3-FG Pct.	30.4	16	337
3-FG Pct. Defense	32.4	5	121
Offensive Rebounds	11.22	11	167
Defensive Rebounds	26.22	5	81
Rebound Margin	2.4	11	141
Blocked Shots	4.3	7	63
Assists	16.3	5	64
Steals	6.6	9	203
Turnover Margin	0.9	8	138
Assist/TO Ratio	1.31	12	120
Turnovers Per Game	12.4	15	240
Turnovers Forced Per Game	13.26	5	91
3-FG Made	8.2	10	148

### INDIVIDUAL

PLAYER/CATEGORY	STAT	B12	NCAA
Baba Miller/DRPG	8.05	1	3
Baba Miller/RPG	10.5	2	11
Baba Miller/Double-Doubles	9	2	27
Moustapha Thiam/BPG	1.55	7	75
Baba Miller/FG%	53.0	10	89

## THE LAST TIME...

### TEAM

#### 100 POINTS

##### By UC

109 vs. Arkansas-Pine Bluff, 11/4/24

##### By Opponent

101 by Tulane, 2/7/23

#### 90 POINTS

##### By UC

94, vs. NJIT, 11/24/25

##### By Opponent

101 by Tulane, 2/7/23

#### 30-PLUS POINT WIN

##### By UC

37 (W, 88-51) vs. Alabama St.,

12/17/25

##### By Opponent

38 (90-52) at Houston, 2/21/21

#### 60 PERCENT SHOOTING

##### By UC

.600 vs. Morehead State, 11/8/24

##### By Opponent

.623 by Arizona, 11/21/22

#### 50 PERCENT SHOOTING

##### By UC

.542 vs. Western Carolina, 11/3/25

##### By Opponent

.577 by UCF, 1/11/26

#### 20 ASSISTS

##### By UC

21 vs. Lipscomb, 12/29/25

##### By Opponent

20 by UCF, 1/11/26

#### 10 STEALS

##### By UC

12 vs. Eastern Michigan, 11/26/25

##### By Opponent

12 by Dayton, 11/11/25

#### 10 BLOCKS

##### By UC

14 vs. Nicholls, 11/15/24

##### By Opponent

10 by Georgia Tech, 11/22/23

#### 50 REBOUNDS

##### By UC

51 at Xavier, 12/5/25

##### By Opponent

50 by Temple, 1/25/22

#### CINCINNATI PLAYED A RANKED

##### OPPONENT

L, 76-54 at No. 10 Houston, 1/31/26

##### UC Win

W, 79-70 vs. No. 2 Iowa State,

1/17/26

#### OVERTIME GAME

W, 73-72 vs. San Francisco, 3/20/24

##### UC Win

73-72 vs. San Francisco, 3/20/24

#### DOUBLE OVERTIME GAME

89-87 (2OT) vs. UCF, 2/19/20

##### UC Win

72-70 (2OT) vs. Georgetown, 3/8/12

#### TRIPLE OVERTIME GAME

104-97 (4OT) vs. UConn, 3/11/16

##### UC Win

75-73 (7OT\*) vs. Bradley, 12/21/81

\* - NCAA record.

### INDIVIDUAL

#### 40-POINT GAME

##### By UC

41, Steve Logan vs. South-

ern Miss, 2/15/02

##### By Opponent

40, Trevon Bluiett, Xavier, 1/26/17

#### 30-POINT GAME

##### By UC

31, Simas Lukosius vs. West Virginia,

3/12/24

##### By Opponent

33, Moe Odum, Arizona State,

1/24/26

#### 20 REBOUNDS BY A PLAYER

##### By UC

21 by Baba Miller vs. Lipscomb,

12/29/25

##### By Opponent

four times

#### 15 REBOUNDS BY A PLAYER

##### By UC

17 by Baba Miller vs. Baylor,

1/28/26

##### By Opponent

15 by Dishon Jackson, Iowa State,

3/12/25

#### TWO PLAYERS WITH 20 OR

##### MORE POINTS IN SAME GAME

##### By UC

Simas Lukosius (26), Jizzle James

(21) at Indiana State, 3/26/24

##### By Opponent

Ryan Conwell (25), Mikel Brown Jr.

(22), vs. Louisville, 11/21/25

#### TWO PLAYERS WITH 10 OR MORE

##### REBOUNDS IN SAME GAME

##### By UC

Baba Miller (11), Moustapha Thiam

(10) vs. Mount St. Mary's, 11/16/25

##### By Opponent

Ben Moore (11), Sterling Brown (11),

SMU, 1/12/17

#### THREE PLAYERS WITH 10 OR

##### MORE REBOUNDS IN SAME

##### GAME

##### By UC

Landers Nolley II (12), Ody Oguama

(10), Viktor Lakhin (10) at SMU,

1/14/23

#### 10 ASSISTS BY A PLAYER

##### By UC

10, by Jizzle James vs. UAPB,

11/4/24

##### By Opponent

12, Themus Fulks, UCF, 1/11/26

#### FIVE STEALS BY A PLAYER

##### By UC

7, Day Day Thomas vs. DePaul,

4/1/25

##### By Opponent

5, Kingston Flemings, vs. Houston,

1/3/25

#### FIVE BLOCKED SHOTS BY A

##### PLAYER

##### By UC

5, Arrinten Page vs. Nicholls,

11/15/24

##### By Opponent

5, Jayden Quaintance, Arizona

State, 1/18/25

#### DOUBLE-DOUBLE BY A UC

##### PLAYER

Baba Miller (18 pts, 17 rebs) vs.

Baylor, 1/28/26

### DOUBLE-DOUBLES BY TWO UC

#### PLAYERS

Baba Miller (23 pts, 11 rebs) and

Moustapha Thiam (13 pts, 10 rebs)

vs. Mount St. Mary's, 11/16/25

### DOUBLE-DOUBLES BY THREE UC

#### PLAYERS

Troy Caupain (37 pts, 10 rebs), Oc-

tavius Ellis (13 pts, 10 rebs) & Gary

Clark (12 pts, 12 rebs) vs. UConn,

3/11/16

### TRIPLE-DOUBLE BY A UC PLAYER

Eric Hicks (22 pts., 12 rebs., 10 blks.)

vs. Marquette, 1/7/06

### UC PLAYER LED TEAM IN POINTS,

#### REBOUNDS & ASSISTS

Baba Miller (25 points, 11 rebounds,

4 assists) vs. Colorado, 1/14/25

### A PLAYER WON A GAME IN THE

#### FINAL SECONDS

##### By UC

Simas Lukosius' wing 3-pointer with

3 seconds left vs. San Francisco,

3/20/24

##### By Opponent

Themus Fulks' floater with 13 sec-

onds left, #25 UCF, 1/11/26

### FOUR PLAYERS SCORED IN

#### DOUBLE FIGURES

Day Day Thomas (19), Jizzle

James (15), Sencire Harris (12) and

Jalen Celestine (12) vs. Iowa State,

1/17/26

### FIVE PLAYERS SCORED IN

#### DOUBLE FIGURES

Shon Abaev (16), Day Day Thomas

(15), Jalen Celestine (10), Kerr Kriisa

(10) and Baba Miller (10) at Xavier,

12/5/25

### SIX PLAYERS SCORED IN DOUBLE

#### FIGURES

Dillon Mitchell (15), Day Day

Thomas (13), Jizzle James (13), Dan

Skillings Jr. (12), Simas Lukosius (11),

Aziz Bandaogo (11) vs. DePaul,

4/1/25

### SEVEN PLAYERS SCORED IN

#### DOUBLE FIGURES

Kevin Johnson (18), Jacob Evans (17),

Justin Jenifer (13), Kyle Washington

(12), Jarron Cumberland (11), Troy

Caupain (10), Tre Scott (10) vs.

Fairleigh Dickinson, 12/17/16

### EIGHT PLAYERS SCORED IN DOU-

#### BLE FIGURES

Farad Cobb (15), Shaq Thomas

(14), Kevin Johnson (14), Coreontae

DeBerry (12), Justin Jenifer (11),

Quadri Moore (10), Jacob Evans

(10), Octavius Ellis (10) vs. Robert

Morris, 11/15/15

## OVERTIME RECORDS

### UC'S OVERALL RECORD

66-60

1 OT Games	57-48
2 OT Games	8-9
3 OT Games	0-1
4 OT Games	0-2
7 OT Games	1-0

### RECORDS IN OVERTIME GAMES

Home	34-18	.654
Schmidlapp Gym	3-4	.429
Schmidt Fieldhouse	0-1	.000
Music Hall	0-1	.000
Armory Fieldhouse	5-4	.556
Cincinnati Gardens	3-2	.600
U.S. Bank Arena	3-1	.750
Fifth Third Arena	19-5	.792
Away	20-33	.377
Neutral	12-9	.571

### Current Streak: Won 1

Longest Winning Streak: 5 (Tay Baker - 1966-67)

Longest Losing Streak: 4 (Bob Ruess, 1943 - John Weithe, 1950)

- Per ESPN Stats and Info, Cincinnati's win over No. 19 TCU extended its ranked overtime win streak to 12, the longest streak in AP poll history by a wide margin. It began with a 2OT victory over No. 22 Marquette on Feb. 13, 1994.

- Cincinnati's seven overtime games in 2019-20 were a school record (previous record was six during the 1966-67 season), AAC record and are one shy of the NCAA record of eight overtime games set by Western Kentucky (1978), Portland (1984) and Valparaiso (1993).

- Cincinnati's four consecutive overtime games from Feb. 9, 2020 through Feb. 19, 2020 tied the NCAA record set by Jacksonville (1982), Illinois State (1985) and Dayton (1988).

- On Dec. 21, 1981, UC & Bradley played an NCAA-record 7OT game (UC won, 75-73)

- Cincinnati has been involved in two of the five NCAA tournament championship games to go into overtime. The Bearcats defeated Ohio State, 70-65, in 1961, but lost to Loyola (Ill.), 60-58, in 1963.

- In 1966-67, Cincinnati played six overtime games, winning five. The Bearcats were 5-0 at home in overtime games that season, an NCAA record.

### UC COACHES IN OVERTIME GAMES

COACH (YEARS)	NO.	RECORD	PCT.
Mick Cronin (2006-2019)	27	15-12	.556
Bob Huggins (1989-2005)	25	14-11	.560
Tay Baker (1965-72)	9	7-2	.778
Ed Jucker (1960-65)	9	4-5	.444
Ed Badger (1978-83)	8	3-5	.375
John Brannen (2019-21)	7	4-3	.571
Tony Yates (1983-89)	7	2-5	.286
Wes Miller (2021-present)	6	4-2	.667
John Wiethe (1946-52)	5	1-4	.200
George Smith (1952-60)	4	3-1	.750
Gale Catlett (1972-78)	4	2-2	.500
Frank Rice (1928-32)	4	1-3	.250
Boyd Chambers (1918-28)	3	3-0	1.000
Clark Ballard (1939-42)	2	2-0	1.000
Andy Kennedy (2005-06)	2	1-1	.250
Tay Brown (1933-37)	2	0-2	.000
John Halliday (1932-33)	1	0-1	.000
Bob Ruess (1942-44)	1	0-1	.000

## SPECIALTY STATISTICS

OPPONENT	RESULT	OFF TO	PAINT	2ND CHANCE	FAST-BREAK	BENCH
Western Carolina	W, 94-63	26/13	30/22	9/10	16/0	26/10
Georgia State	W, 74-64	23/11	36/14	13/11	17/8	16/19
Dayton	W, 74-62	7/25	24/34	4/7	15/13	18/14
Mount St. Mary's	W, 72-55	21/0	34/18	9/8	16/0	18/14
#6 Louisville	L, 74-64	7/17	28/24	5/4	12/12	15/11
NIIT	W, 84-67	33/5	42/14	12/15	19/5	46/29
Eastern Michigan	L, 64-56	19/10	24/18	8/13	14/5	16/15
Tarleton State	W, 76-58	14/22	18/20	15/9	2/4	14/8
Xavier	L, 79-74	3/9	26/28	18/4	10/8	14/15
Georgia	L, 84-65	11/21	30/48	12/15	11/18	22/23
Alabama State	W, 88-51	12/2	44/20	11/5	17/0	28/14
Clemson	L, 68-65	14/13	20/24	12/5	9/6	23/22
Lipscomb	W, 89-62	19/7	46/20	19/11	17/4	29/34
#8 Houston	L, 67-60	10/18	28/28	6/14	4/8	15/16
West Virginia	L, 62-60	18/8	18/18	10/4	16/4	28/26
#25 UCF	L, 73-72	17/7	42/44	15/8	15/2	9/24
Colorado	W, 77-68	30/18	28/26	4/10	24/2	13/35
#2 Iowa State	W, 79-70	20/10	20/26	13/14	13/2	20/5
#1 Arizona	L, 77-51	1/17	14/48	9/18	5/14	25/13
Arizona State	L, 82-68	10/17	34/26	9/11	16/19	16/19
Baylor	W, 67-57	7/13	24/34	10/10	4/5	5/8
#10 Houston	L, 76-54	2/26	8/26	8/11	5/5	24/20
West Virginia	L, 59-54	10/13	18/26	18/18	2/4	3/18
UCF						
Kansas State						
Utah						
Kansas						
Texas Tech						
Oklahoma State						
BYU						
TCU						

SCORING FORMAT: CINCINNATI/OPPONENT

## STATISTICS LEADERS

OPPONENT	POINTS	REBOUNDS	ASSISTS	BLOCKS	STEALS
Western Carolina	Three with 18	Miller (10)	Kriisa (4)	Three with 2	Harris, McKinley (3)
Georgia State	Miller (24)	Miller (11)	Thomas (4)	Miller (3)	Thiam (3)
Dayton	Thomas (20)	Miller (10)	Kriisa (8)	Thiam (4)	Five with (1)
Mount St. Mary's	Thomas (16)	Miller (11)	Thomas, Kriisa (5)	Thiam, Miller (4)	Miller (3)
#6 Louisville	Thomas, Abaev (12)	Thiam (9)	Thomas (6)	Thiam (3)	Five with (1)
NIIT	Abaev (20)	Thiam (10)	Kriisa (6)	Thiam (1)	Harris, Abaev (2)
Eastern Michigan	Thomas (17)	Abaev (7)	Kriisa (6)	Thomas (2)	Thiam (3)
Tarleton State	Kriisa (20)	Miller (11)	Thomas (6)	Thiam (4)	Three with (2)
Xavier	Abaev (16)	Miller (17)	Miller (6)	Thiam (2)	Three with (1)
Georgia	Celestine (13)	Thiam (9)	Thomas (4)	Three with (1)	Thomas, Celestine (2)
Alabama State	Miller (26)	Miller (14)	Kriisa (7)	Thiam (4)	Celestine (2)
Clemson	Thomas (17)	Miller (7)	James, Miller (3)	Miller (2)	Thomas (3)
Lipscomb	Thiam (18)	Miller (21)	Miller (7)	Miller (2)	James (2)
#8 Houston	Thomas (15)	Miller (8)	James, Thomas (4)	Thomas (2)	Celestine, Miller (1)
West Virginia	Celestine (15)	Miller (7)	Miller (6)	Thiam (2)	James (4)
#25 UCF	Thiam (24)	Miller (7)	Harris (6)	Miller (2)	Harris (3)
Colorado	Miller (25)	Miller (11)	Three with (4)	Miller, Thiam (2)	Thomas (3)
#2 Iowa State	Thomas (19)	Miller (12)	Miller (4)	Miller (2)	Harris, Thomas (2)
#1 Arizona	Miller (14)	Miller (6)	Thomas, Tillery (2)	James (1)	Four with (1)
Arizona State	Miller (23)	Miller (9)	Thomas (6)	Thiam (2)	Harris, McKinley (2)
Baylor	Miller (18)	Miller (17)	Celestine, Thomas (4)	Kriisa, Rodriguez (2)	Three with (1)
#10 Houston	Celestine (15)	Miller (8)	Miller, Thomas (3)	Thiam (1)	Celestine, Dzallat (1)
West Virginia	James (18)	Celestine (10)	Celestine (6)	Miller (3)	Four with (1)
UCF					
Kansas State					
Utah					
Kansas					
Texas Tech					
Oklahoma State					
BYU					
TCU					

## BEARCATS UNDER WES MILLER

	25-26	24-25	23-24	22-23	21-22	TOTAL
Overall	11-12	19-16	22-15	23-13	18-15	93-71
Home games	11-3	12-5	16-5	16-3	12-6	67-22
Away games	0-6	4-9	4-8	5-7	4-7	17-37
Neutral site games	0-3	3-2	2-2	2-3	2-2	9-12
Conference games	3-7	7-13	7-11	11-7	7-11	35-49
vs. Top 25 teams	1-5	1-4	4-8	0-4	1-4	7-25
Overtime games	0-0	0-0	3-1	1-1	0-0	4-2
Lead at halftime	10-3	17-2	16-5	21-4	16-6	80-20
Trail at halftime	1-7	2-13	6-7	2-9	2-9	13-45
Tied at halftime	0-2	0-1	0-3	0-0	0-0	0-6
Lead with 10:00 left	11-2	18-3	18-4	23-2	15-4	85-16
Trail with 10:00 left	0-10	1-13	4-9	0-11	2-11	7-53
Tied with 10:00 left	0-0	0-0	0-1	0-0	1-0	1-1
Lead with 5:00 left	11-1	18-0	20-3	23-2	16-3	88-9
Trail with 5:00 left	0-10	1-16	1-11	0-10	1-12	3-59
Tied with 5:00 left	0-1	0-0	1-0	0-1	1-0	2-2
Lead with 2:00 left	11-1	19-0	21-2	22-2	18-3	91-8
Trail with 2:00 left	0-11	0-16	1-10	0-11	0-12	1-60
Tied with 2:00 left	0-0	0-0	0-2	1-0	0-0	1-2
Shoot better FG%	10-1	15-3	17-5	22-3	14-2	78-14
Shoot worse FG%	0-11	3-12	5-10	1-10	4-13	13-56
Shoot 50%-plus	1-0	8-1	5-2	9-0	1-0	25-3
Shoot below 50%	10-12	10-14	17-13	13-13	17-5	67-57
Opponent shoots 50%-plus	0-2	0-5	2-2	0-6	0-4	2-19
Opponent shoots below 50%	11-10	18-12	20-12	21-7	18-10	88-51
Opponent shoots below 40%	8-1	9-1	10-3	11-0	12-5	50-10
Make 7 or fewer 3FGs	3-7	6-10	10-12	7-8	8-9	35-46
Make 8 or more 3FGs	8-5	13-6	12-3	16-5	10-6	60-25
Shoot more FTs than opponent	9-2	12-6	16-5	10-2	10-5	57-20
Opponent shoots more FTs	2-10	6-10	4-11	12-10	7-10	31-51
Outrebound opponent	7-6	12-7	19-10	20-2	13-3	71-28
Opponent outrebound UC	4-6	6-9	2-4	3-11	4-13	20-43
Same number of rebounds	0-0	1-0	1-1	0-0	1-0	3-1
Fewer turnovers than opponent	9-4	15-8	12-4	15-8	13-9	64-33
More turnovers than opponent	2-5	3-7	7-11	8-5	4-4	24-32
Commits same as opponent	0-3	1-1	2-0	0-0	1-2	4-6
Commits 12 or fewer turnovers	6-6	17-11	15-6	17-9	16-13	71-45
Outscores opponent bench	6-5	12-9	18-11	15-4	12-7	64-36
1-3 point games	0-3	2-3	4-3	2-2	2-3	10-14
4-5 point games	0-2	0-2	3-7	1-1	2-2	6-14
6-10 point games	5-3	5-4	1-2	3-6	3-5	16-20
11-19 point games	2-2	6-4	7-3	9-2	5-3	30-14
20-plus point games	4-2	6-3	7-0	8-2	6-2	32-9
Scores 59 or fewer points	0-4	0-7	0-5	1-5	1-6	2-27
Scores 60-69 points	1-6	5-6	3-5	1-4	3-4	13-25
Scores 70-79 points	6-2	2-2	8-4	7-3	11-4	34-15
Scores 80 or more points	4-0	11-1	11-1	14-2	3-1	44-5
Holds opponent to 49 or fewer	0-0	2-0	1-0	0-0	2-0	5-0
Holds opponent to 50-59 points	4-1	5-2	8-0	7-0	8-1	32-5
Holds opponent to 60-69 points	6-5	10-5	4-7	6-1	5-4	31-22
Opponent scores 70-79 points	1-4	1-5	7-4	6-7	2-5	17-25
Opponent scores 80-plus points	0-2	1-4	2-4	1-4	0-5	4-19
November	5-2	6-0	6-0	5-3	5-2	27-7
December	3-3	4-2	5-2	5-1	5-1	22-9
January	3-6	2-6	3-5	4-4	5-3	17-24
February	0-1	5-3	2-5	5-3	2-6	14-18
March	0-0	1-4	6-3	4-2	1-3	12-12
April	0-0	1-1	0-0	0-0	0-0	1-1
Monday	4-0	1-1	1-1	1-1	1-0	9-3
Tuesday	1-1	5-4	5-5	0-2	4-4	15-16
Wednesday	3-2	3-4	3-2	9-3	3-1	21-12
Thursday	0-1	0-0	0-1	3-0	4-1	7-3
Friday	1-2	3-0	3-0	1-0	0-1	8-3
Saturday	1-4	5-6	7-6	5-2	2-5	20-15
Sunday	1-2	2-1	3-0	4-5	3-2	13-10
After a win	4-6	12-7	12-10	13-10	9-9	50-42
After a loss	6-6	6-9	9-5	9-3	7-6	37-29

# 2025-26 BOX SCORES

## Cincinnati 94, Western Carolina 63

Official Basketball Box Score - Final  
**Western Caro. at Cincinnati**  
 11/03/25 Fifth Third Arena, Cincinnati  
 2025-26 Men's Basketball

Game Time: 7:00 PM  
 Game Duration: 2:05  
 Attendance: 9,126

Officials: Ray Natti, Gary Maxwell, Michael Mojca

NO.	Name	Min	FG		3P		FT		Rebounds		Fouls		TP	AS	TO	ST	Blocks		+/-
			M	A	M	A	M	A	OR	DR	PF	FD					BS	BA	
23	Marcus Kell	F	30:14	4-12	1-4	3-4	4-5	9-9	3	2	12	2	1	1	0	0	2	2	-24
7	Abdul Fanta Kabba	C	11:16	0-0	0-0	1-2	2-2	4-4	5	1	1	1	1	0	0	0	0	-11	
0	Cord Stansberry	G	30:09	9-19	4-9	1-3	0-3	3-3	3	23	1	2	1	0	0	0	0	-19	
2	CJ Hyland	G	17:10	1-6	0-2	2-2	0-0	1-1	2	2	4	0	1	0	0	0	0	-12	
3	Julien Soumaoro	G	29:02	5-12	3-8	0-1	1-4	5-5	1	3	13	1	4	1	0	0	0	-27	
4	Justin Johnson	G	16:35	1-5	0-2	1-2	1-1	2-4	1	3	1	3	1	0	0	0	0	-10	
8	Tahlan Pettway	G	17:27	2-4	1-2	0-0	1-2	2-2	1	5	3	2	0	0	0	0	0	-15	
12	Samuel Dada	G	20:52	1-5	0-0	0-0	3-3	2-2	2	1	2	1	1	1	1	0	2	-20	
1	Chase McKay	G	15:17	0-1	0-0	0-0	0-0	2-2	0	0	0	1	1	1	0	0	0	-10	
22	Tidjane Dioumassi	G	07:45	0-0	0-0	0-0	0-0	0-0	1	1	0	0	3	3	1	0	0	-8	
20	Fischer Brown	G	04:13	0-0	0-0	0-0	0-0	0-0	0	0	0	1	1	0	0	0	0	-1	
Team									2	2	4	0	0	0	3				
<b>Totals</b>				23-64	9-27	8-14	14	23	37	23	15	63	12	22	8	1	7	-31	

Shooting By Period

1 <sup>st</sup> FG%	11-26	42.3%
3PT%	4-12	33.3%
FT%	2-6	33.3%
2 <sup>nd</sup> FG%	12-38	31.6%
3PT%	5-15	33.3%
FT%	6-8	75%
GM FG%	23-64	35.9%
3PT%	9-27	33.3%
FT%	8-14	57.1%

Dead Ball Rebounds: 3, 0

Record: 1-0

NO.	Name	Min	FG		3P		FT		Rebounds		Fouls		TP	AS	TO	ST	Blocks		+/-
			M	A	M	A	M	A	OR	DR	PF	FD					BS	BA	
18	Baba Miller	F	23:59	7-9	0-2	4-6	1-9	10-10	0	4	18	1	1	0	0	0	0	23	
52	Moustapha Thiam	C	23:59	6-7	1-2	5-7	1-4	5-10	0	2	5	18	1	5	1	1	0	13	
1	Day Day Thomas	G	27:16	3-11	2-5	0-0	3-3	0-0	0	8	3	4	1	2	1	2	1	24	
10	Shon Abaev	G	24:38	7-12	2-6	2-2	0-2	2-2	1	18	1	2	0	0	0	0	0	16	
11	Kerr Krisia	G	25:51	2-4	2-4	0-0	0-3	2-3	2	3	6	4	1	0	0	0	0	14	
5	Senrice Harris	G	09:10	1-1	0-0	4-6	0-0	0-0	0	3	4	6	2	0	0	0	0	12	
24	Tyler McKinley	G	15:32	1-2	0-0	0-0	5-5	0-0	1	1	2	2	0	0	0	0	0	17	
7	Keysuan Tilley	G	13:44	2-4	0-1	1-2	0-0	0-0	0	2	5	3	1	1	0	0	0	5	
32	Jalen Celestine	G	13:51	1-3	1-3	0-0	0-0	0-0	0	3	0	3	1	0	0	0	0	6	
17	Jordi Rodriguez	G	14:56	2-4	2-4	4-7	1-0	1-2	3	10	2	0	0	0	0	0	0	13	
65	Halvine Dzellat	G	07:04	0-2	0-1	0-0	0-4	4-4	1	0	0	0	0	0	1	2	0	12	
Team									1	2	3	0	0	1					
<b>Totals</b>				32-59	10-28	20-30	7	29	36	15	23	94	20	15	11	7	1	31	

Major Fouls: NONE

Points from	WCU	CIN	Period by Period Scoring		
			1st	2nd	TOT
Turnovers	13	26			
Paint	22	30			
Second Chance	10	9			
Fast Breaks	0	16			
Bench	10	26			
WCU	28	35	63		
CIN	49	45	94		

## Cincinnati 74, Georgia State 64

Official Basketball Box Score - Final  
**Georgia St. at Cincinnati**  
 11/03/25 Fifth Third Arena, Cincinnati  
 2025-26 Men's Basketball

Game Time: 7:00 PM  
 Game Duration: 2:13  
 Attendance: 10,909

Officials: Antino Petyr, Tyler Kumpf, James Duke

NO.	Name	Min	FG		3P		FT		Rebounds		Fouls		TP	AS	TO	ST	Blocks		+/-
			M	A	M	A	M	A	OR	DR	PF	FD					BS	BA	
6	Joah Chappelle	F	29:30	5-9	0-1	0-2	2-7	9-9	3	4	10	1	1	1	1	1	1	1	-4
8	Isaiah Sherrard	F	26:01	2-4	1-2	0-0	0-0	0-0	2	1	5	1	2	2	0	0	0	-16	
10	Jelani Hamilton	G	35:17	6-15	2-7	12-12	0-3	3-3	2	7	26	4	2	2	0	0	0	-12	
22	Malachi Brown	G	20:10	1-7	0-0	0-0	0-1	1-4	1	4	1	2	3	1	0	0	0	-9	
32	Christian Beam	G	24:17	1-1	0-0	0-0	2-3	5-4	0	2	0	2	1	1	0	0	0	-11	
0	Micha Tucker	G	21:39	3-6	1-3	2-2	0-3	3-4	2	4	9	0	3	0	0	0	0	-17	
20	Ayoubu Berther	G	12:37	1-4	1-3	0-0	0-2	2-2	0	2	0	3	1	2	0	0	0	13	
2	James Cooper	G	04:17	0-2	0-0	2-2	0-0	2-2	2	1	2	0	0	0	0	0	0	-3	
12	Ahntony Enoh	G	21:56	2-7	1-3	0-0	1-4	5-10	5	3	2	1	1	1	1	1	1	-2	
55	Christopher Jones	G	04:16	0-2	0-1	0-0	0-0	1-1	0	0	0	0	0	0	0	0	0	-7	
Team									1	3	4	0	0	0	2				
<b>Totals</b>				21-57	6-20	16-18	8	27	35	22	18	64	13	17	8	3	3	-10	

Record: 2-0

NO.	Name	Min	FG		3P		FT		Rebounds		Fouls		TP	AS	TO	ST	Blocks		+/-
			M	A	M	A	M	A	OR	DR	PF	FD					BS	BA	
18	Baba Miller	F	30:15	8-9	1-1	7-10	1-10	11-11	0	7	24	1	2	1	3	0	0	15	
52	Moustapha Thiam	C	28:23	4-11	0-2	2-7	4-5	9-10	1	8	10	0	3	0	1	1	0	14	
1	Day Day Thomas	G	27:33	4-10	4-7	0-0	2-1	3-3	1	12	4	0	2	0	2	1	1	14	
10	Shon Abaev	G	19:08	1-6	0-5	2-2	1-1	2-3	1	4	2	2	0	0	0	0	0	-7	
11	Kerr Krisia	G	23:38	2-10	1-7	3-4	0-3	3-3	8	3	0	3	0	0	0	0	0	10	
5	Senrice Harris	G	15:12	3-4	0-1	3-3	1-1	2-2	5	9	0	1	2	0	0	0	0	5	
24	Tyler McKinley	G	16:53	1-3	0-1	0-0	3-1	4-4	2	0	2	1	1	0	0	0	0	1	
7	Keysuan Tilley	G	09:10	0-0	0-0	0-0	0-1	1-1	0	0	0	0	0	0	0	0	0	-2	
17	Jordi Rodriguez	G	17:21	1-5	0-4	0-0	0-2	2-2	0	2	2	0	3	3	0	0	0	0	
32	Jalen Celestine	G	06:25	1-4	1-3	0-0	0-1	1-3	0	3	0	1	0	0	0	0	0	-8	
Team									2	2	0	0	0	0	0	0	0	0	
<b>Totals</b>				25-62	7-31	17-26	14	26	40	19	22	74	15	16	8	3	3	10	

Major Fouls: Celestine (TF) 1<sup>st</sup> 5:01

Points from	GSU	CIN	Period by Period Scoring		
			1st	2nd	TOT
Turnovers	11	23			
Paint	14	36			
Second Chance	8	17			
Fast Breaks	8	17			
Bench	19	16			
GSU	30	34	64		
CIN	39	35	74		

## Cincinnati 74, Dayton 62

Official Basketball Box Score - Final  
**Dayton at Cincinnati**  
 11/11/25 Fifth Third Arena, Cincinnati  
 2025-26 Men's Basketball

Game Time: 7:00 PM  
 Game Duration: 2:32  
 Attendance: 11,815

Officials: Kipp Kissinger, Brooks Wells, Bret Smith

NO.	Name	Min	FG		3P		FT		Rebounds		Fouls		TP	AS	TO	ST	Blocks		+/-
			M	A	M	A	M	A	OR	DR	PF	FD					BS	BA	
7	Keonte Jones	F	31:34	3-8	0-0	1-3	1-6	7-7	4	2	7	2	1	3	2	3	2	-12	
24	Jacob Conner	F	18:18	1-3	0-2	0-0	1-1	2-2	0	0	2	2	1	0	0	0	0	-8	
29	Amael L'Etang	F	28:36	4-11	1-6	5-6	2-6	8-8	4	5	14	1	2	1	1	0	0	-5	
0	Javon Bennett	G	38:29	3-15	1-10	5-5	0-2	2-3	3-4	12	1	2	0	0	0	1	1	-14	
2	De'Shayne Montgomery	C	29:27	5-8	0-2	3-4	1-7	8-8	3	5	13	2	3	3	1	1	1	-4	
1	Malcolm Thomas	G	04:14	0-3	0-1	0-0	0-0	0-0	1	0	0	0	0	0	0	0	0	-7	
4	Jordan Derkack	G	25:30	2-6	0-3	5-7	0-2	2-2	7	0									



# 2025-26 BOX SCORES

## Xavier 79, Cincinnati 74



Official Basketball Box Score - Final  
**Cincinnati at Xavier**  
12/25/25 Cinras Center, Cincinnati  
2025-26 Men's Basketball

Game Time: 7:30 PM  
Game Duration: 2:06  
Attendance: 10,880

Officials: John Gaffney, Pat Driscoll, Kipp Kissinger

NO.	Name	Min	FG		3P		FT		Rebounds		Fouls		TP	AS	TO	ST	Blocks		+/-	
			M	A	M	A	O	D	O	D	O	D					O	D		O
18	Baba Miller	F 28:28	3-12	0-4	4-7	3	14	17	4	5	10	6	0	0	1	1	1	-14		
52	Moustapha Thiam	C 26:37	4-9	0-1	1-2	3	6	9	2	2	9	0	1	0	2	0	-12			
1	Day Day Thomas	G 27:43	3-7	0-0	0	3	3	0	0	15	3	1	0	0	0	0	-13			
10	Shon Abaev	G 24:41	6-12	4-7	0-2	0	3	3	0	1	16	2	1	0	1	1	-1			
11	Kerr Krisia	G 33:06	2-9	2-9	4-5	0	1	1	2	2	3	2	1	0	0	0	3			
5	Scencire Harris	F 17:13	0-6	0-1	2-4	2	2	3	3	2	2	0	1	0	0	0	-1			
24	Tyler McKinley	F 14:35	1-2	0-0	0	0	4	0	2	0	2	0	2	0	0	1	8			
32	Jalen Celestine	G 22:39	4-6	2-4	0-2	1	5	6	2	1	10	2	1	1	0	0	3			
7	Keyshuan Tillery	G 04:58	0-0	0-0	0	2	2	0	0	0	0	0	1	0	0	0	2			
<b>Team</b>			26-69		11-33		11-22		15		36		51		18		13		74	
<b>Totals</b>			26-69		11-33		11-22		15		36		51		18		13		74	

**Shooting By Period**

1<sup>st</sup> FG% 13-36 36.1%  
3PT% 6-18 33.3%  
FT% 5-8 62.5%

2<sup>nd</sup> FG% 13-33 39.4%  
3PT% 5-15 33.3%  
FT% 6-14 42.9%

GM FG% 26-69 37.7%  
3PT% 11-33 33.3%  
FT% 11-22 50.0%

Dead Ball Rebounds: 6, 2

**Xavier - 79** Record: 7-3

NO.	Name	Min	FG		3P		FT		Rebounds		Fouls		TP	AS	TO	ST	Blocks		+/-	
			M	A	M	A	O	D	O	D	O	D					O	D		O
4	Filip Borovicanin	F 32:05	5-7	2-4	0-0	1	1	2	2	11	12	4	1	1	0	0	0	3		
12	Tre Carroll	F 35:15	14-23	1-5	1-6	0	7	7	3	6	30	1	2	1	1	1	4			
24	Jovan Milicevic	F 28:24	4-11	2-7	2-5	1	2	3	3	3	12	2	0	2	0	1	9			
1	Malik Messina-Moore	G 31:00	2-6	0-3	0-0	0	5	5	1	0	4	6	0	0	0	0	7			
3	Al Wright	G 32:38	1-5	0-2	4-4	0	5	5	2	2	6	4	0	0	0	1	9			
0	Roddie Anderson III	F 15:26	2-9	1-7	3-3	0	1	1	0	2	8	1	0	1	0	0	-6			
21	Anthony Robinson	G 09:15	0-0	0-0	2-4	2	3	5	0	3	2	0	1	0	0	0	-10			
7	Isaiiah Walker	F 10:58	1-2	0-0	0	0	5	5	1	0	2	1	0	0	0	1	2			
22	Pape N'Diaye	G 04:59	1-1	0-0	1-1	1	2	3	1	1	3	0	0	0	0	2	7			
<b>Team</b>			30-64		6-28		13-23		5		32		37		18		79		19	
<b>Totals</b>			30-64		6-28		13-23		5		32		37		18		79		19	

**Shooting By Period**

1<sup>st</sup> FG% 14-36 38.9%  
3PT% 3-16 18.8%  
FT% 6-9 66.7%

2<sup>nd</sup> FG% 16-28 57.1%  
3PT% 3-12 25.0%  
FT% 7-14 50.0%

GM FG% 30-64 46.9%  
3PT% 6-28 21.4%  
FT% 13-23 56.5%

Dead Ball Rebounds: 1, 1

**UC XAV**

Biggest lead 3 (1<sup>st</sup> 19:35) 13 (2<sup>nd</sup> 12:21)

Best Scoring Run 6 (1<sup>st</sup> 13:49) 13 (2<sup>nd</sup> 14:33)

Lead Changes 9

Times Tied 5

Time with Lead 04:41 29:51

Points from Turnovers UC 9 XAV 9

Paint UC 26 XAV 28

Second Chance UC 4 XAV 4

Fast Breaks UC 10 XAV 10

Bench UC 14 XAV 15

Period by Period Scoring

	1st	2nd	TOT
UC	37	37	74
XAV	37	42	79

## Georgia 84, Cincinnati 65



Official Basketball Box Score - Final  
**Cincinnati at Georgia**  
12/13/25 State Farm Arena, Atlanta  
2025-26 Men's Basketball

Game Time: 2:00 PM  
Game Duration: 2:15  
Attendance: 100

Officials: Job Hartness, Todd Austin, Justin Shannon

**Cincinnati - 65** Record: 6-4

NO.	Name	Min	FG		3P		FT		Rebounds		Fouls		TP	AS	TO	ST	Blocks		+/-	
			M	A	M	A	O	D	O	D	O	D					O	D		O
18	Baba Miller	F 33:11	5-7	0-0	1-5	3	4	7	4	4	11	2	2	1	0	0	0	-14		
52	Moustapha Thiam	C 21:17	5-11	1-3	0-0	5	4	3	3	11	0	2	0	0	0	0	-7			
1	Day Day Thomas	G 23:27	1-7	0-4	0-5	1	4	5	5	4	8	4	1	2	0	0	-2			
10	Shon Abaev	G 23:56	2-11	1-5	2-4	1	4	0	0	3	7	2	4	1	0	1	-7			
11	Kerr Krisia	G 29:02	2-8	2-7	0-1	0	1	1	1	2	6	3	3	0	0	0	-30			
5	Scencire Harris	G 20:24	2-6	0-0	2-4	0	2	2	2	2	6	3	1	1	1	1	-1			
24	Tyler McKinley	G 10:07	0-1	0-1	0-0	0	2	2	2	1	0	0	0	0	0	0	-4			
32	Jalen Celestine	G 23:18	5-9	3-7	0-0	0	0	0	3	0	13	1	0	2	1	0	-21			
17	Jordi Rodriguez	G 03:34	1-2	0-0	1-1	0	0	0	1	1	3	0	0	0	0	0	-2			
65	Halvine Dzelat	G 06:52	0-3	0-0	0	2	2	0	0	0	0	0	0	0	0	0	3			
7	Keyshuan Tillery	G 04:52	0-0	0-0	0-0	0	1	1	0	0	0	0	0	0	0	0	-5			
<b>Team</b>			23-65		7-27		12-21		14		23		37		21		17		65	
<b>Totals</b>			23-65		7-27		12-21		14		23		37		21		17		65	

**Shooting By Period**

1<sup>st</sup> FG% 14-34 41.2%  
3PT% 3-13 23.1%  
FT% 6-8 75.0%

2<sup>nd</sup> FG% 9-31 29.0%  
3PT% 4-14 28.6%  
FT% 6-13 46.2%

GM FG% 23-65 35.4%  
3PT% 7-27 25.9%  
FT% 12-21 57.1%

Dead Ball Rebounds: 5, 0

**Georgia - 84** Record: 9-1

NO.	Name	Min	FG		3P		FT		Rebounds		Fouls		TP	AS	TO	ST	Blocks		+/-	
			M	A	M	A	O	D	O	D	O	D					O	D		O
6	Kanon Catchings	F 25:38	1-4	1-2	0-0	1	6	7	2	1	3	2	2	0	0	0	0	8		
2	Somto Cyril	C 24:05	6-6	0-0	1-3	3	4	7	3	3	13	2	2	2	0	0	9			
0	Blue Cain	G 33:33	5-12	0-6	12-14	1	4	5	3	6	22	5	1	3	0	0	22			
3	Jordan James	G 21:19	3-7	0-0	0-2	0	2	2	1	4	6	1	4	0	0	1	8			
5	Jeremiah Wilkinson	G 24:30	5-15	1-7	6-6	1	0	1	4	4	17	1	0	1	0	2	3			
4	Marcus Miller	F 18:41	4-6	2-3	0-0	5	5	1	1	10	3	2	0	0	0	0	11			
7	Justin Bailey	F 15:01	1-2	0-1	1-1	0	4	4	2	1	3	1	0	0	0	0	13			
11	Dylan James	G 06:03	0-1	0-0	0-0	0	1	1	0	0	0	0	0	0	0	0	-3			
25	Justin Abson	F 12:05	2-2	0-0	0-0	3	1	4	0	0	4	3	1	1	3	0	5			
21	Jake Wilkins	G 06:56	0-1	0-1	0-0	0	2	2	0	0	0	0	1	0	0	0	0			
1	Kareem Stagg	F 12:09	3-4	0-1	0-0	0	2	2	0	0	6	0	1	0	0	0	19			
<b>Team</b>			30-60		4-21		20-26		9		32		41		17		20		84	
<b>Totals</b>			30-60		4-21		20-26		9		32		41		17		20		84	

**Shooting By Period**

1<sup>st</sup> FG% 15-29 51.7%  
3PT% 0-8 0.0%  
FT% 7-9 77.8%

2<sup>nd</sup> FG% 15-31 48.4%  
3PT% 4-13 30.8%  
FT% 13-17 76.5%

GM FG% 30-60 50.0%  
3PT% 4-21 19.0%  
FT% 20-26 76.9%

Dead Ball Rebounds: 4, 0

**CIN UGA**

Biggest lead 11 (1<sup>st</sup> 9:17) 19 (2<sup>nd</sup> 1:06)

Best Scoring Run 9 (1<sup>st</sup> 12:15) 8 (1<sup>st</sup> 3:28)

Lead Changes 3

Times Tied 3

Time with Lead 20:01 17:44

Points from Turnovers CIN 11 UGA 21

Paint CIN 30 UGA 48

Second Chance CIN 12 UGA 15

Fast Breaks CIN 11 UGA 18

Bench CIN 37 UGA 84

Period by Period Scoring

	1st	2nd	TOT
CIN	37	28	65
UGA	37	47	84

## Cincinnati 88, Alabama State 51



Official Basketball Box Score - Final  
**Alabama St. at Cincinnati**  
12/17/25 Fifth Third Arena, Cincinnati  
2025-26 Men's Basketball

Game Time: 7:00 PM  
Game Duration: 2:02  
Attendance: 7,757

Officials: John Gaffney, Christopher Maro, James Duke

**Alabama St. - 51** Record: 3-8

NO.	Name	Min	FG		3P		FT		Rebounds		Fouls		TP	AS	TO	ST	Blocks		+/-
			M	A	M	A	O	D	O	D	O	D					O	D	
11	Cam Palesse	F 33:23	2-6	0-1	2-2	2	4	6	2	2	6	3	1	0	0	1	1	-17	
23	R'Chaun King	F 13:40	1-4	0-0	1-1	2	0	2	2	1	3	1	0	0	0	1	-22		
24	Jerquarius Starback	F 25:44	2-6	0-1	2-3	2	5	7	3	3	6	0	2	1	0	1	-24		
2	Micah Simpson	G 36:10	5-21	2-8	1-2	3	4	7	1	2	13	1	1	0	0	0	-28		
20	Asjon Anderson	G 21:26	4-13	1-5	0-0	0	2	2	1	1	9	0	4	0	0	1	-37		
12	Tyler Mason	F 10:42	1-2	0-0	0-2	1	1	1	2	2	0	0	0	0	0	0	-5		
0	Tyler Byrd	G 29:01	2-7	0-1	1-2	1	3	4	3	1	5	2	0	0	0	2	-29		
1	Damarian Yates	G 20:09	3-8	1-4	0-0	0	4	4	1	1									

# 2025-26 BOX SCORES

## Cincinnati 89, Lipscomb 62



Official Basketball Box Score - Final  
Lipscomb at Cincinnati  
12/29/25 Fifth Third Arena, Cincinnati  
2025-26 Men's Basketball

Game Time: 7:00 PM  
Game Duration: 1:51  
Attendance: 9,793

Officials: Clarence Armstrong, James Ford, Christopher Mero

Lipscomb - 62

Record: 7-6

NO.	Name	Min	FG		3P		FT		Rebounds		Fouls		TP	AS	TO	ST	Blocks		+/-	
			M	A	M	A	O	R	O	R	O	R					O	O		B
6	Or Ashkenazi	F 25:03	0-2	0-1	0-3	3-1	1-1	0	2	0	0	0	0	0	0	0	0	0	0	-17
26	Titas Sargunias	F 18:15	2-6	0-3	1-2	0-2	2-5	5	2	1	0	0	1	0	0	0	0	0	1	6
33	Charlie Williams	F 16:18	3-7	1-4	0-0	0-0	0-0	3-0	7	3	5	0	0	0	0	0	0	0	-19	
35	Grant Esman	C 24:30	3-6	3-5	0-0	2-3	5-3	0	9	1	2	0	1	1	26	1	1	26	1	
1	Mateo Esmeraldo	G 29:11	3-11	0-5	1-2	0-1	1-0	2-7	3	1	0	0	0	0	0	0	0	2	-31	
30	Ross Candellino	G 29:47	6-10	5-9	3-5	1-7	8-0	4-20	4	3	0	0	0	0	0	0	0	0	-30	
3	Kennedy Okpara	G 23:51	1-5	1-4	0-0	2-4	6-1	1-3	0	0	2	1	1	4	0	0	0	0	-2	
23	Kellan Boylan	F 17:05	3-7	0-2	2-3	1-4	5-0	2-8	0	1	0	0	0	0	0	0	0	0	-12	
24	Cole Middleton	F 15:08	1-2	1-1	0-0	0-0	2-1	3-1	3	3	0	0	0	0	0	0	0	0	-2	
12	Luke Carter	G 00:54	0-0	0-0	0-0	0-0	0-0	0-0	0	0	0	0	0	0	0	0	0	0	0	
Team									0			1			0					
<b>Totals</b>			22:57	11:34	7:13	6:25	31	12	16	62	16	14	2	2	6	27				

Shooting By Period

1st FG%	9-26	34.6%
3PT%	4-14	28.6%
FT%	2-4	50%
2nd FG%	13-31	41.9%
3PT%	7-20	35.0%
FT%	5-9	55.6%
GM FG%	22:57	38.6%
3PT%	11-34	32.4%
FT%	7-13	53.8%

Dead Ball Rebounds: 3, 0

Cincinnati - 89

Record: 8-8

NO.	Name	Min	FG		3P		FT		Rebounds		Fouls		TP	AS	TO	ST	Blocks		+/-	
			M	A	M	A	O	R	O	R	O	O					O	B		B
18	Baba Miller	F 26:39	5-12	0-0	1-2	6-15	21	4	11	7	2	1	2	0	0	0	0	0	25	
52	Moustapha Thiam	C 23:41	8-13	0-0	2-3	3-2	5-2	2	18	0	0	1	0	0	0	0	0	15		
1	Day Day Thomas	G 22:30	3-6	2-5	0-0	1-1	3-2	8	3	0	0	0	1	0	0	0	0	20		
2	Jizzle James	G 25:08	7-11	2-5	0-1	0-0	3-1	16	5	1	2	1	0	0	0	0	0	28		
5	Senecire Harris	C 18:44	3-5	0-0	1-1	0-3	2-2	7	1	1	0	1	0	0	0	0	0	9		
11	Kerr Krisia	G 20:18	5-8	5-8	0-0	1-0	1-0	0	15	2	0	0	0	0	0	0	0	12		
65	Halvine Dzellat	F 16:19	3-5	0-0	0-0	2-4	6-0	0	6	0	0	0	0	0	0	0	0	1		
10	Shon Abaev	G 17:40	0-6	0-3	2-2	1-3	4-0	1	2	0	1	0	0	0	0	0	0	16		
32	Jalen Celestine	F 15:09	2-5	2-5	0-0	1-3	4-0	6	1	2	1	0	0	0	0	0	0	2		
7	Keysuhan Tillery	G 09:02	0-1	0-0	0-0	0-0	0-0	0	0	0	0	0	0	0	0	0	0	-4		
17	Jordi Rodriguez	G 03:56	0-3	0-3	0-0	0-0	0-0	0	0	0	0	0	0	0	0	0	0	0		
13	Grant Darbyshire	G 00:54	0-0	0-0	0-0	0-0	0-0	0	0	0	0	0	0	0	0	0	0	0		
Team									0			0			1					
<b>Totals</b>			36:75	11:29	6:9	14	31	45	16	12	89	21	8	5	6	2	27			

Shooting By Period

1st FG%	16-36	44.4%
3PT%	8-16	50.0%
FT%	4-6	66.7%
2nd FG%	20-39	51.3%
3PT%	3-13	23.1%
FT%	2-3	66.7%
GM FG%	36:75	48.9%
3PT%	11-29	37.9%
FT%	6-9	66.7%

Dead Ball Rebounds: 3, 1

Major Fouls: NONE

LIP	CIN	Points from		Turnovers		Paint		Second Chance		Fast Breaks		Bench	
		LIP	CIN	LIP	CIN	LIP	CIN	LIP	CIN	LIP	CIN	LIP	CIN
6	29	19	19	20	46	11	19	4	17	34	29		

Period by Period Scoring

LIP	CIN	1st		2nd		TOT	
		LIP	CIN	LIP	CIN	LIP	CIN
24	38	62	89				

## No. 8 Houston 67, Cincinnati 60



Official Basketball Box Score - Final  
Houston at Cincinnati  
01/03/26 Fifth Third Arena, Cincinnati  
2025-26 Men's Basketball

Game Time: 2:00 PM  
Game Duration: 2:08  
Attendance: 11,922

Officials: Gregory Nixon, Chance Moore, Tommy Johnson

Houston - 67

Record: 13-1 (1-0)

NO.	Name	Min	FG		3P		FT		Rebounds		Fouls		TP	AS	TO	ST	Blocks		+/-	
			M	A	M	A	O	R	O	R	O	O					O	B		B
11	Joseph Tugler	F 25:49	4-5	0-0	0-0	5-2	7-3	1	8	1	2	4	2	0	0	0	0	0	10	
5	Chris Cenas Jr.	C 23:46	2-6	0-3	0-0	3-5	8-4	0	4	0	0	0	0	0	0	0	0	0	15	
4	Kingston Flemings	G 37:54	7-18	2-5	3-5	0-3	3-0	5	19	6	1	5	0	0	0	0	0	6		
7	Milos Uzan	G 31:46	7-14	4-7	1-0	0-3	3-2	0	18	2	1	0	1	0	0	0	0	7		
2	Emanuel Sharp	G 28:22	0-9	0-5	2-2	1-2	3-4	3	2	2	3	0	0	0	0	0	0	3		
3	Ramon Walker Jr.	F 14:11	1-3	1-3	2-2	0-2	2-0	2	5	0	0	0	0	0	0	0	0	-5		
1	Isiah Harwell	F 10:32	1-3	0-1	0-0	4-4	1-0	2	0	0	0	0	0	0	0	0	0	-2		
14	Kalifs Sakho	F 12:21	3-3	0-0	0-0	0-1	1-1	0	1	6	0	0	0	0	0	0	0	-3		
25	Mercy Miller	F 05:56	0-1	0-0	0-0	0-0	0-0	0	0	0	0	0	0	0	0	0	0	-5		
24	Chase McCarty	G 03:53	1-1	1-1	0-0	0-0	0-0	2-0	3	0	0	0	0	0	0	0	0	-3		
Team									3			0			1					
<b>Totals</b>			26:63	8:25	7:9	12	22	34	16	13	67	11	8	9	3	3	7			

Shooting By Period

1st FG%	11-31	35.5%
3PT%	2-12	16.7%
FT%	4-4	100%
2nd FG%	15-32	46.9%
3PT%	6-13	46.2%
FT%	3-5	60%
GM FG%	26:63	41.3%
3PT%	8-25	32.0%
FT%	7-9	77.8%

Dead Ball Rebounds: 3, 1

Cincinnati - 60

Record: 8-6 (0-1)

NO.	Name	Min	FG		3P		FT		Rebounds		Fouls		TP	AS	TO	ST	Blocks		+/-	
			M	A	M	A	O	R	O	R	O	O					O	B		B
18	Baba Miller	F 31:42	4-7	0-2	3-7	0-8	8-2	7	11	3	4	1	0	0	0	0	0	0	-11	
52	Moustapha Thiam	C 27:41	6-7	1-1	0-0	2-3	5-2	2	13	0	3	0	1	0	0	0	0	0		
1	Day Day Thomas	G 31:53	4-10	2-5	5-5	0-2	2-3	3	15	4	4	0	2	0	0	0	0	0		
2	Jizzle James	G 36:00	1-7	0-3	2-2	0-4	4-1	4	3	0	0	1	0	0	0	0	0	0		
5	Senecire Harris	G 18:21	1-7	0-2	0-0	3-1	4-3	2	1	0	0	0	0	0	0	0	0	0		
11	Kerr Krisia	G 07:08	1-1	1-1	0-0	0-0	0-0	0-0	3	0	0	0	0	0	0	0	0	0		
65	Halvine Dzellat	F 11:37	2-2	0-0	2-2	1-0	1-1	2	6	0	0	0	0	0	0	0	0	0		
10	Shon Abaev	G 09:22	0-3	0-2	0-0	0-0	0-0	0	0	0	0	0	0	0	0	0	0	0		
32	Jalen Celestine	F 26:16	2-5	2-4	0-0	0-3	0-0	6	0	1	1	0	0	0	0	0	0	0		
Team									1			2			0					
<b>Totals</b>			21:49	6:20	12:16	7	23	30	13	16	60	12	15	2	3	3	7			

Shooting By Period

1st FG%	10-27	37.0%
3PT%	5-11	45.5%
FT%	8-10	80%
2nd FG%	11-22	50.0%
3PT%	1-9	11.1%
FT%	4-6	66.7%
GM FG%	21:49	42.9%
3PT%	6-20	30.0%
FT%	12:16	75.0%

Dead Ball Rebounds: 2, 1

Major Fouls: NONE

HOU	CIN	Points from		Turnovers		Paint		Second Chance		Fast Breaks		Bench	
		HOU	CIN	HOU	CIN	HOU	CIN	HOU	CIN	HOU	CIN	HOU	CIN
7	10	18	10	28	28	14	6	8	4	16	15	33	27



## West Virginia 62, Cincinnati 60



Official Basketball Box Score - Final  
Cincinnati at West Virginia  
01/06/26 Hops Coliseum, Morgantown, W.Va.  
2025-26 Men's Basketball

# 2025-26 BOX SCORES

## Cincinnati 77, Colorado 68

Official Basketball Box Score - Final  
**Colorado at Cincinnati**  
 01/14/26 Fifth Third Arena, Cincinnati  
 2025-26 Men's Basketball

Game Time: 7:00 PM  
 Game Duration: 2:10  
 Attendance: 9,381

Officials: Marques Pottiger, Chris Pasci, Edwin Young

NO.	Name	Min	FG	3P	FT	Rebounds		Fouls		TP	AS	TO	ST	Blocks		+/-													
						OR	DR	PF	FD					BS	BA														
7	Sebastian Rancick	F 24:08	1-5	0-2	3-3	0	6	5	4	5	0	3	1	0	0	-9													
8	Bargot Dak	F 32:40	5-9	1-2	1-2	2	5	7	2	12	4	1	1	1	2	-6													
50	Elijah Malone	C 16:59	1-5	0-0	0-0	0	2	4	3	2	1	4	0	1	2	-4													
15	Felix Kossaras	G 10:52	0-2	0-2	0-0	0	0	0	0	0	0	0	1	0	0	-11													
24	Barrington Hargress	G 36:08	4-9	2-4	4-4	1	1	2	2	14	3	2	0	0	0	-11													
2	Isaiah Johnson	28:29	7-10	2-3	2-4	0	1	1	4	5	18	0	4	1	0	0													
3	Alon Michaeli	20:37	3-8	1-4	1-2	1	3	4	3	1	8	3	1	1	1	0													
5	Josiah Sanders	24:38	3-8	0-1	0-0	1	1	2	2	1	6	2	1	0	0	-3													
0	Ian Irman	05:30	1-2	1-2	0-0	0	1	1	0	0	3	2	0	0	0	1													
Team						2		4		6		0		0		0													
<b>Totals</b>						25-56		7-20		11-15		9		24		33		17		15		5		3		5		-9	

Shooting By Period		
1 <sup>st</sup>	FG%	9-26 34.6%
1 <sup>st</sup>	3PT%	2-7 28.6%
1 <sup>st</sup>	FT%	5-5 100%
2 <sup>nd</sup>	FG%	16-30 53.3%
2 <sup>nd</sup>	3PT%	5-13 38.5%
2 <sup>nd</sup>	FT%	6-10 60%
3 <sup>rd</sup>	FG%	25-56 44.6%
3 <sup>rd</sup>	3PT%	7-20 35.0%
3 <sup>rd</sup>	FT%	11-15 73.3%

Dead Ball Rebounds: 2, 1

Cincinnati - 77		Record: 9-8 (1-3)																											
NO.	Name	Min	FG	3P	FT	Rebounds	Fouls	TP	AS	TO	ST	Blocks	+/-																
18	Baba Miller	F 33:52	10-17	0-3	5-9	3	8	11	2	8	25	4	2	1	8														
52	Moustapha Thiam	C 30:28	6-8	0-1	3-4	0	2	2	1	15	0	2	2	0	11														
1	Day Day Thomas	G 32:53	3-7	1-2	2-2	1	1	2	3	1	9	4	3	0	1														
2	Jizzie James	G 31:04	1-9	0-2	4-4	0	3	3	1	2	6	3	1	1	0														
5	Senrice Harris	G 27:23	3-7	0-2	3-6	0	3	3	4	6	9	4	0	2	1														
24	Tyler McKinley	08:21	0-1	0-0	0-0	1	1	0	0	0	2	0	0	0	-3														
32	Jalen Celestine	16:00	1-4	1-4	0-0	1	1	3	0	0	1	1	0	0	14														
7	Keyshuan Tillery	08:20	0-1	0-0	3-4	0	3	3	3	0	0	0	0	0	3														
10	Shon Abaev	09:26	1-2	1-2	4-6	0	1	1	1	2	7	1	1	0	0														
65	Halvine Dzellat	02:13	0-0	0-0	0-0	1	0	1	0	0	0	0	0	0	-2														
Team						3		1		4		0		0		0													
<b>Totals</b>						25-56		3-16		24-35		8		24		33		17		18		10		5		3		9	

Shooting By Period		
1 <sup>st</sup>	FG%	16-28 57.1%
1 <sup>st</sup>	3PT%	2-9 22.2%
1 <sup>st</sup>	FT%	9-11 81.8%
2 <sup>nd</sup>	FG%	9-28 32.1%
2 <sup>nd</sup>	3PT%	1-7 14.3%
2 <sup>nd</sup>	FT%	15-24 62.5%
3 <sup>rd</sup>	FG%	25-56 44.6%
3 <sup>rd</sup>	3PT%	3-16 18.8%
3 <sup>rd</sup>	FT%	24-35 68.6%

Dead Ball Rebounds: 9, 0

Cincinnati at Arizona		Record: 10-9 (2-4)	
Biggest lead	COL 21 (2 <sup>nd</sup> 16:44)	CIN 21 (2 <sup>nd</sup> 16:44)	
Best Scoring Run	8 (2 <sup>nd</sup> 1:27)	10 (1 <sup>st</sup> 17:22)	
Lead Changes	0	0	
Times Tied	0	39:44	
Time with Lead	00:00	39:44	
Points from Turnovers	COL 18	CIN 30	
Paint	COL 26	CIN 28	
Second Chance	COL 0	CIN 4	
Fast Breaks	COL 2	CIN 24	
Bench	COL 35	CIN 13	
Period by Period Scoring	1st 2nd TOT	1st 2nd TOT	
COL	25 43 68	CIN	27 44 71

## Cincinnati 79, No. 2 Iowa State 70

Official Basketball Box Score - Final  
**Iowa St. at Cincinnati**  
 01/17/26 Fifth Third Arena, Cincinnati  
 2025-26 Men's Basketball

Game Time: 2:00 PM  
 Game Duration: 1:59  
 Attendance: 10,551

Officials: Randy McCall, Antonio Pety, Keith Patterson

NO.	Name	Min	FG	3P	FT	Rebounds		Fouls		TP	AS	TO	ST	Blocks		+/-																	
						OR	DR	PF	FD					BS	BA																		
5	Joshua Jefferson	F 34:33	4-12	0-1	8-10	4	5	9	2	6	16	5	3	0	0	-8																	
22	Milan Momcovic	F 34:14	9-18	8-14	8-10	1	0	1	4	34	0	0	0	0	0	-10																	
23	Blake Buchanan	F 25:43	2-4	0-0	0-2	2	3	5	0	1	4	1	1	0	1	-9																	
3	Tamin Lipsey	G 33:27	3-7	1-3	0-3	0	7	7	3	7	4	2	1	0	1	-5																	
27	Killian Toure	G 23:01	2-4	0-1	0-0	2	3	5	4	1	4	3	2	0	1	5																	
0	Nate Heise	24:44	2-4	0-1	0-0	0	0	0	3	1	4	0	1	1	0	-13																	
21	Dominikas Pleta	08:29	0-0	0-0	1-2	1	0	1	0	1	1	0	1	0	0	-4																	
1	Jamarian Bateman	07:09	0-1	0-1	0-0	0	0	0	1	1	0	0	0	0	0	-5																	
11	Dominick Nelson	08:41	0-1	0-0	0-0	0	1	1	0	0	0	0	0	1	0	-4																	
Team						1		2		3		0		0		0																	
<b>Totals</b>						22-51		9-21		17-27		11		21		32		14		18		70		11		12		4		2		-9	

Shooting By Period		
1 <sup>st</sup>	FG%	11-24 45.8%
1 <sup>st</sup>	3PT%	2-8 25.0%
1 <sup>st</sup>	FT%	7-12 58.3%
2 <sup>nd</sup>	FG%	11-27 40.7%
2 <sup>nd</sup>	3PT%	7-13 53.8%
2 <sup>nd</sup>	FT%	10-15 66.7%
3 <sup>rd</sup>	FG%	22-51 43.1%
3 <sup>rd</sup>	3PT%	9-21 42.9%
3 <sup>rd</sup>	FT%	17-27 63.0%

Dead Ball Rebounds: 4, 0

Cincinnati - 79		Record: 10-8 (2-3)																															
NO.	Name	Min	FG	3P	FT	Rebounds	Fouls	TP	AS	TO	ST	Blocks	+/-																				
18	Baba Miller	F 33:56	3-7	1-3	1-2	5	7	12	0	3	8	4	2	1	2																		
52	Moustapha Thiam	C 22:23	2-5	1-2	0-0	4	2	6	2	2	5	2	2	1	0																		
1	Day Day Thomas	G 26:18	8-18	3-10	0-0	2	2	2	4	2	19	1	2	2	1																		
2	Jizzie James	G 29:34	6-12	1-3	2-2	0	1	1	2	2	15	1	1	1	0																		
5	Senrice Harris	G 20:09	3-8	0-2	6-8	1	3	4	3	5	12	2	0	2	1																		
24	Tyler McKinley	17:37	2-3	0-0	0-0	2	1	3	1	0	4	0	0	0	1																		
32	Jalen Celestine	25:49	4-10	4-10	0-0	1	4	5	2	0	12	2	0	0	0																		
7	Keyshuan Tillery	18:56	2-4	0-2	0-0	1	2	2	0	4	2	0	0	0	0																		
10	Shon Abaev	05:19	0-2	0-2	0-0	0	2	2	0	0	1	1	0	0	0																		
Team						1		1		2		0		1		0																	
<b>Totals</b>						30-69		10-34		19-12		15		24		39		18		14		79		15		8		4		2		9	

Shooting By Period		
1 <sup>st</sup>	FG%	13-37 35.1%
1 <sup>st</sup>	3PT%	6-20 30.0%
1 <sup>st</sup>	FT%	3-6 50%
2 <sup>nd</sup>	FG%	17-32 53.1%
2 <sup>nd</sup>	3PT%	4-14 28.6%
2 <sup>nd</sup>	FT%	6-6 100%
3 <sup>rd</sup>	FG%	30-89 33.7%
3 <sup>rd</sup>	3PT%	10-34 29.4%
3 <sup>rd</sup>	FT%	9-12 75.0%

Dead Ball Rebounds: 6, 0

Cincinnati at Arizona St.		Record: 10-9 (2-4)	
Biggest lead	ISU 17 (2 <sup>nd</sup> 8:19)	CIN 17 (2 <sup>nd</sup> 8:19)	
Best Scoring Run	9 (2 <sup>nd</sup> 19:28)	14 (1 <sup>st</sup> 12:07)	
Lead Changes	1	1	
Times Tied	1	13	
Time with Lead	05:01	33:41	
Points from Turnovers	ISU 10	CIN 20	
Paint	ISU 26	CIN 20	
Second Chance	ISU 14	CIN 13	
Fast Breaks	ISU 2	CIN 13	
Bench	ISU 5	CIN 20	
Period by Period Scoring	1st 2nd TOT	1st 2nd TOT	
ISU	31 39 70	CIN	35 44 79

## No. 1 Arizona 77, Cincinnati 51

Official Basketball Box Score - Final  
**Cincinnati at Arizona**  
 01/21/26 McKale Center, Tucson, Ariz.  
 2025-26 Men's Basketball

Game Time: 7:10 PM  
 Game Duration: 2:17  
 Attendance: 14,380

Officials: Doug Simons, D.J. Carstensen, Rick Crawford

NO.	Name	Min	FG	3P	FT	Rebounds		Fouls		TP	AS	TO	ST	Blocks		+/-
						OR	DR	PF	FD					BS	BA	
18	Baba Miller	F 32:53	6-13	0-1	4-4	2	4	6	2	4	14	1	2	0	0	-25
52	Moustapha Thiam	C 17:11	1-7	0-2	3-3	0	3	4	4	2	5	0	0	0	0	-9
1	Day Day Thomas	G 28:57	1-8	0-3	0-0	0	3	3	1	0	2	2	3	1	0	-20
2	Jizzie James	G 24:55	2-7	0-2	0-0	1	1	2	1	0	4	1	1	0	1	-17
5	Senrice Harris	G 13:28	0-4	0-1	1-2	0	1	1	4	1	1	1	2	1	0	-9
24	Tyler McKinley	19:20	0-0	0-0	0-0	2	2	2	4	0	0	1	0	0	0	-15
32	Jalen Celestine	20:28	3-6	1-3	0-0	1	1	2	4	1	7	0	1	1	0	-13
7	Keyshuan Tillery	16:17	1-2	0-1	0-0	0	2	2	3	2	2	2	1	0	0	-9
10	Shon Abaev	16:30														

# 2025-26 BOX SCORES

## Cincinnati 67, Baylor 57



Official Basketball Box Score - Final  
**Baylor at Cincinnati**  
 01/28/26 Fifth Third Arena, Cincinnati  
 2025-26 Men's Basketball

Game Time: 6:30 PM  
 Game Duration: 2:03  
 Attendance: 9,582

Officials: Kipp Kissinger, Randy McCall, Tony Padilla

Baylor - 57																	
Record: 11-9 (1-7)																	
NO.	Name	Min	FG	3P	FT	Rebounds	Fouls	TP	AS	TO	ST	Blocks	+/-				
			M/A	M/A	M/A	OR	DR	PF	FD			BS	BA				
44	Caden Powell	22:45	2-4	0-0	1-2	2	4	6	4	3	5	2	0	0	1	0	-10
0	Dan Skillings Jr.	G 34:34	5-12	0-2	0-0	1	6	7	3	1	10	0	0	2	0	1	-11
5	Obi Agbim	G 32:20	5-15	4-11	0-0	0	3	3	3	0	14	3	0	0	1	0	-9
24	Tounde Yessoufou	G 36:13	6-14	2-6	2-3	1	6	7	1	2	16	2	2	1	0	1	-4
43	Cameron Carr	G 33:02	1-11	0-4	2-2	2	5	7	3	4	4	4	1	0	0	0	-11
12	Michael Rataj	15:55	2-3	0-1	0-0	2	2	4	0	1	4	1	3	0	0	0	-6
10	Isaac Williams	18:25	2-6	0-2	0-2	1	2	3	1	3	4	1	0	0	0	0	-6
46	James Nnaji	06:46	0-0	0-0	0-0	0	1	1	1	1	0	0	1	0	0	0	-7
Team			2	2	4	1	1	0	0	0	0	0	0	0	0	0	-7
<b>Totals</b>		23:65	6:26	5:9	11	31	42	17	15	57	13	10	5	1	3	0	-10

Shooting By Period		
1st FG%	11-31	35.5%
3PT%	4-12	33.3%
FT%	2-5	40%
2nd FG%	12-34	35.3%
3PT%	2-14	14.3%
FT%	3-4	75%
GM FG%	23-65	35.4%
3PT%	6-26	23.1%
FT%	5-9	55.6%

Dead Ball Rebounds: 4, 0

Cincinnati - 67																	
Record: 11-10 (3-5)																	
NO.	Name	Min	FG	3P	FT	Rebounds	Fouls	TP	AS	TO	ST	Blocks	+/-				
			M/A	M/A	M/A	OR	DR	PF	FD			BS	BA				
18	Baba Miller	F 37:10	6-12	0-1	6-6	5	12	17	4	6	18	3	1	1	1	1	9
32	Jalen Celestine	F 29:43	2-10	0-7	1-2	0	3	3	1	1	5	4	0	0	0	0	-2
52	Moustapha Thiam	C 28:01	6-13	0-1	2-3	1	3	4	4	5	14	0	1	1	1	0	5
1	Day Day Thomas	G 32:45	2-7	2-7	2-2	0	6	6	3	1	17	1	1	0	0	0	4
2	Jizzle James	G 35:38	2-7	1-1	5-6	0-1	0	4	4	1	11	1	1	0	0	0	16
24	Tyler McKinley	10:07	0-1	0-0	0-0	0	2	2	1	1	0	0	0	0	0	0	-7
7	Keyshuan Tillery	08:29	2-3	1-2	0-0	0	0	0	1	0	5	1	4	0	0	0	-2
11	Kerr Krisia	09:53	0-3	0-3	0-0	0	0	0	0	0	0	0	1	2	1	0	5
17	Jordi Rodriguez	06:22	0-2	0-2	0-0	0	0	0	0	1	0	1	0	2	0	0	-2
65	Halvine Dzellat	01:52	0-0	0-0	0-0	0	0	0	0	0	0	0	0	0	0	0	-2
Team			2	0	2	0	0	0	0	0	0	0	0	0	0	0	-10
<b>Totals</b>		24:62	8:29	11:14	8	30	38	15	16	67	15	8	7	3	1	0	-10

Shooting By Period		
1st FG%	13-30	43.3%
3PT%	5-14	35.7%
FT%	4-4	100%
2nd FG%	11-32	34.4%
3PT%	3-15	20.0%
FT%	7-10	70%
GM FG%	24-62	38.7%
3PT%	8-29	27.6%
FT%	11-14	78.6%

Dead Ball Rebounds: 2, 1

Major Fouls: NONE												
Points from			Period by Period Scoring									
BAY	CIN	TOT	1st	2nd	TOT							
0	18	18	28	29	57							
10	8	18	35	32	67							

## No. 10 Houston 76, Cincinnati 54



Official Basketball Box Score - Final  
**Cincinnati at Houston**  
 01/31/26 Feritta Center, Houston, Texas  
 2025-26 Men's Basketball

Game Time: 11:01 AM  
 Game Duration: 2:03  
 Attendance: 7,335

Officials: Marques Pettigrew, Chance Moore, James Ford

Cincinnati - 54																	
Record: 11-11 (3-6)																	
NO.	Name	Min	FG	3P	FT	Rebounds	Fouls	TP	AS	TO	ST	Blocks	+/-				
			M/A	M/A	M/A	OR	DR	TOT	PF	FD		BS	BA				
18	Baba Miller	F 32:40	1-8	0-2	0-0	1	7	8	1	3	2	3	2	0	0	0	-18
32	Jalen Celestine	F 28:30	5-7	3-5	2-2	1	1	2	0	3	15	0	0	1	0	0	-16
52	Moustapha Thiam	C 11:30	1-5	0-0	0-0	1	2	3	0	0	2	0	0	0	1	0	-9
1	Day Day Thomas	G 22:11	2-8	2-6	0-0	2	2	4	3	2	6	3	6	0	0	1	-15
2	Jizzle James	G 30:25	2-6	1-3	0-0	1	1	2	3	0	5	2	3	0	0	1	-22
7	Keyshuan Tillery	18:07	4-7	3-4	3-3	0	1	1	2	2	14	1	4	0	0	1	-6
11	Kerr Krisia	18:31	1-3	1-3	0-0	0	2	2	0	0	3	2	0	0	0	0	-8
24	Tyler McKinley	14:59	1-1	0-0	1-4	0	1	1	3	2	3	0	0	0	0	0	-12
17	Jordi Rodriguez	08:36	0-0	0-0	0-0	1	2	3	0	2	0	0	0	0	0	0	-3
65	Halvine Dzellat	13:31	1-2	0-0	2-4	1	2	3	1	2	4	0	1	1	0	1	-1
Team			4	2	6	1	0	0	0	0	3	0	0	0	0	0	-3
<b>Totals</b>		18:47	10:23	8:13	12	23	35	14	16	54	11	19	2	1	4	0	-22

Houston - 76																	
Record: 19-2 (7-1)																	
NO.	Name	Min	FG	3P	FT	Rebounds	Fouls	TP	AS	TO	ST	Blocks	+/-				
			M/A	M/A	M/A	OR	DR	TOT	PF	FD		BS	BA				
11	Joseph Tugler	F 24:31	2-3	0-0	3-4	5	1	6	2	4	7	0	0	0	0	0	11
5	Chris Cenac Jr	C 25:34	5-8	3-6	0-0	0	3	3	1	0	13	0	0	2	0	0	17
4	Kingston Flemings	G 29:50	2-9	0-2	3-4	1	3	4	0	3	7	6	3	0	0	0	20
7	Milos Uzan	G 32:16	7-12	2-5	0-0	0	2	2	1	0	16	5	1	3	0	1	10
21	Emanuel Sharp	G 28:13	4-12	1-7	4-4	1	2	3	3	3	13	3	0	3	0	0	16
14	Kalifa Sakho	14:00	0-1	0-0	0-0	1	2	3	0	0	0	0	0	0	0	0	14
1	Isiah Harwell	17:23	3-8	2-5	5-6	2	1	3	2	3	13	0	0	0	0	0	12
3	Ramon Walker Jr.	11:05	0-0	0-0	0-0	0	0	0	0	0	2	0	0	0	0	0	6
25	Mercy Miller	17:39	3-4	1-1	0-0	1	2	3	2	2	7	0	0	1	1	0	-7
8	Cedric Lath	01:29	0-0	0-0	0-0	0	0	0	0	0	0	0	0	0	0	0	-3
Team			0	2	2	0	0	0	0	0	0	0	0	0	0	0	0
<b>Totals</b>		26:57	9:26	15:18	11	18	29	16	13	76	14	4	9	4	1	22	

Major Fouls: NONE												
Points from			Period by Period Scoring									
CIN	HOU	TOT	1st	2nd	TOT							
2	30	32	20	34	54							
5	3	8	32	44	76							

## West Virginia 59, Cincinnati 54



Official Basketball Box Score - Final  
**West Virginia at Cincinnati**  
 02/05/26 Fifth Third Arena, Cincinnati  
 2025-26 Men's Basketball

Game Time: 7:00 PM  
 Game Duration: 2:04  
 Attendance: 10,215

Officials: Doug Simmons, Roger Ayers, Jeffrey Anderson

West Virginia - 59																	
Record: 15-8 (6-4)																	
NO.	Name	Min	FG	3P	FT	Rebounds	Fouls	TP	AS	TO	ST	Blocks	+/-				
			M/A	M/A	M/A	OR	DR	TOT	PF	FD		BS	BA				
0	Brenen Lorient	F 32:50	5-7	0-0	1-3	0	2	2	2	2	11	0	2	0	0	1	-9
55	Harlan Obioha	C 18:20	1-2	0-0	3-5	4	2	6	4	6	5	1	2	0	0	1	-6
1	Jasper Floyd	G 20:23	3-6	0-2	0-0	0	4	4	0	0	6	2	2	1	0	0	1
3	Honor Huff	G 38:12	5-11	3-8	3-6	0	2	2	3	4	16	6	1	0	0	2	7
52	Treyson Eaglestaff	G 30:26	1-9	1-6	0-2	1	4	5	2	2	3	1	2	1	0	0	12
2	Amir Jenkins	20:35	1-4	0-1	0-0	1	2	3	0	0	2	2	1	2	0	0	2
5	DJ Thomas	22:36	4-6	2-4	4-4	1	1	2	1	2	14	0	0	0	0	0	11
13	Chance Moore	16:13	1-4	0-0	0-1	1	4	5	3	1	2	1	2	1	0	1	7
23	Morris Ugusok	00:25	0-0	0-0	0-0	0	0	0	0	0	0	0	0	0	0	0	0
Team			2	2	4	0	0	0	0	0	0	0	0	0	0	0	0
<b>Totals</b>		21:48	6:21	11:21	10	23	33	15	17	59	13	12	5	0	5	5	

Shooting By Period		
1st FG%	13-32	40.6%
3PT%	3-11	27.3%
FT%	8-26	30.8%
2nd FG%	7-23	30.4%
3PT%		

# SINGLE-GAME TEAM RECORDS

## HIGHS

### Points

127	v. North Texas State	1957-58
123	v. St. Joseph's (Pa.)	1959-60
	v. North Texas State	1959-60
122	v. St. Joseph's (Ind.)	1976-77
120	v. Kent State	1976-77

### Points (Two Teams)

232	UC 119, Morehead St. 113	1957-58
-----	--------------------------	---------

### Points (One Half)

69	v. North Texas State	1957-58
68	v. DePaul	1997-98

### Field Goals Made

55	v. St. Joseph's (Ind.)	1975-76
	v. Wright State	1976-77
51	v. Northeast Illinois	1973-74
50	v. multiple opponents	

### Field Goals Attempted

132	v. Cedarville	1949-50
113	v. Cedarville	1950-51
	v. Western Reserve	1951-52
112	v. Wilmington	1951-52
109	v. Western Reserve	1952-53

### Field Goal Percentage

.672	v. E. Michigan (41-61)	1996-97
.667	v. St. Francis (Pa.) (32-48)	1990-91
.655	v. Austin Peay (38-58)	1992-93
.647	v. Central Florida (33-51)	2014-15
.647	v. F. Dickinson (44-68)	2016-17
.643	v. Memphis (27-42)	1986-87
	v. Kent State (36-56)	1990-91

### 3-Point Field Goals Made

24	v. Oakland	1998-99
18	v. Louisiana-Monroe	2001-02
<b>17</b>	<b>v. Tulane</b>	<b>2022-23</b>
<b>17</b>	<b>v. Arizona</b>	<b>2022-23</b>
17	v. Wofford	2006-07
<b>16</b>	<b>v. West Virginia</b>	<b>2023-24</b>
<b>16</b>	<b>v. Detroit Mercy</b>	<b>2023-24</b>
<b>16</b>	<b>v. Tulsa</b>	<b>2021-22</b>
<b>16</b>	<b>v. Memphis</b>	<b>2021-22</b>
16	v. Chicago State	2011-12
<b>15</b>	<b>v. Tarleton State</b>	<b>2025-26</b>
15	v. Tulsa	2017-18

### 3-Point Field Goals Attempted

48	v. Tulane	2022-23
48	v. Oakland	1998-99
39	v. Savannah State	2017-18
<b>38</b>	<b>v. West Virginia</b>	<b>2023-24</b>
<b>36</b>	<b>v. Tarleton State</b>	<b>2025-26</b>
	<b>v. Tulsa</b>	<b>2021-22</b>
	v. Eastern Kentucky	2008-09
	v. Temple	1993-94
	v. Coppin State	2001-02
<b>35</b>	<b>v. Alabama State</b>	<b>2025-26</b>
	<b>v. Georgia Tech</b>	<b>2023-24</b>
	v. Chicago State	2011-12
34	v. Louisiana-Monroe	2001-02
	v. Chicago State	2013-14
	v. USF	2016-17
	<b>v. Arizona</b>	<b>2022-23</b>
	<b>v. Detroit Mercy</b>	<b>2022-23</b>
	<b>v. Detroit Mercy</b>	<b>2023-24</b>

### 3-Point Field Goal Percentage (min: 5 made)

.833	v. Regis (5-6)	1986-87
.750	v. Central Florida (6-8)	2014-15
.741	v. Duke (5-7)	1998-99
.682	v. Tulsa (15-22)	2017-18
.667	v. Massachusetts (8-12)	1992-93
.643	v. Temple (9-14)	2014-15
.636	v. Stony Brook (7-11)	2014-15
.632	v. Vermont (12-19)	2019-20

### Free Throws Made

42	v. Louisville	2002-03
41	v. Arkansas-Pine Bluff	2015-16
38	v. UAB	1997-98
38	at UConn (AAC)	2016-17
37	v. North Texas State	1957-58
36	v. Bradley	1956-57

### Free Throws Attempted

59	v. Arkansas-Pine Bluff	2015-16
58	v. Louisville	2002-03
55	v. UAB	1997-98
55	v. Bowling Green	2019-20
51	v. North Texas State	1957-58
49	v. Miami (OH)	1952-53
	v. Miami (OH)	1956-57
	v. Arkansas	1995-96

### Free Throw Percent (min. 8x= made)

1.000	v. Loyola (Ill.) (12-12)	1986-87
	v. Saint Louis (8-8)	1992-93
	v. Temple (17-17)	1995-96
	v. Louisville (18-18)	2005-06
	<b>at Texas Tech (10-10)</b>	<b>2023-24</b>

### Rebounds

84	v. Union	1954-55
82	v. Kent State	1952-53
80	v. Tennessee	1955-56
	v. North Texas State	1957-58

### Rebound Margin

+48	v. Chicago State	2013-14
+45	v. Tennessee	1955-56
+43	v. Union	1954-55
+40	v. Case Western Reserve	1952-53
	v. North Texas State	1957-58

### Assists

41	v. St. Joseph's (Ind.)	1975-76
32	v. Robert Morris	2015-16
29	v. Fairleigh Dickinson	2016-17
28	v. Pacific	1958-59
<b>27</b>	<b>(last vs. UAPB, 2024-25)</b>	

### Steals

23	v. Ark.-Little Rock	2012-13
20	v. Tulane	1978-79
	v. Howard	1996-97
19	v. Akron	1976-77
	v. Arkansas-Pine Bluff	2015-16
18	v. Bowling Green	1989-90
	v. Wyoming	1995-96
	<b>v. Oklahoma State</b>	<b>2024-25</b>

### Blocked Shots

18	v. Marquette	2005-06
15	v. Iowa State	1999-00
14	v. DePaul	1997-98
13	v. Memphis	1999-00
	v. Miami (Ohio)	2004-05

### Turnovers

31	v. Cleveland State	1973-74
29	v. Pittsburgh	1978-79
	v. Tulane	1978-79
	v. Xavier	1997-98
	v. Central Michigan	2006-07

### Personal Fouls

39	v. William & Mary	1951-52
38	v. Morehead State	1955-56
	v. Louisville	1985-86
37	v. Miami (Ohio)	1951-52

### Disqualifications

5	v. William & Mary	1950-51
	v. St. Bonaventure	1950-51

### Overtime Periods

7	v. Bradley	1981-82
	(75-73 UC win), NCAA Record	

### Fewest Points Scored

11	v. Kentucky	1983-84
31	v. Louisville	1980-81
37	v. Louisville	1983-84
38	v. Georgia Tech	1977-88

### Fewest Field Goals Made

5	v. Kentucky	1983-84
12	v. Memphis	2008-09
	v. LaSalle	1948-49
13	v. Saint Louis	1960-61
	v. Connecticut	2013-14

### Fewest Field Goals Attempted

12	v. Kentucky	1983-84
----	-------------	---------

### Lowest Field Goal Percentage

.156	v. LaSalle (12-77)	1948-49
.207	v. Butler (17-82)	1948-49
.215	v. Butler (17-79)	1948-49
.222	v. Duquesne (14-63)	1951-52
.243	v. Miami (Ohio) (17-71)	1948-49

### Fewest 3-Point Field Goals Made

0	(last vs. Tulane, 2014-15)	
---	----------------------------	--

### Fewest 3-Point Field Goals Att.

2	v. South Carolina	1988-89
	v. Morehead State	1986-87

### Lowest 3-Point FG Percentage

.000	v. multiple opponents	
------	-----------------------	--

### Fewest Free Throws Made

0	v. Georgia Tech	1977-78
1	v. VCU	1978-79
	v. Kentucky	1983-84
	v. Pittsburgh	2013-14
	v. Kansas	2024-25
	v. BYU	2024-25

### Fewest Free Throws Attempted

0	v. Georgia Tech	1977-78
<b>2</b>	<b>v. Kansas</b>	<b>2024-25</b>
	v. Louisville	2008-09
	v. Kentucky	1983-84
	v. Tulane	1982-83
3	v. Brown	1973-74
	v. Pittsburgh	2013-14

### Lowest Free Throw Percentage

.143	v. Louisville (1-7)	2011-12
.222	v. UNC Wilmington (2-9)	2000-01

.240	v. Tulsa (6-25)	1968-69
.286	v. Toledo (4-14)	1951-52
.286	v. West Virginia (2-7)	2024-25
.300	v. Tulsa (3-10)	1966-67
	v. East Carolina (3-10)	2001-02

### Fewest Rebounds

9	v. Kentucky	1983-84
13	v. Georgia Tech	1977-78
15	v. Louisville	1980-81

### Fewest Assists

1	v. Xavier	1968-69
2	v. multiple opponents	

### Fewest Steals

0	v. multiple opponents	
---	-----------------------	--

### Fewest Blocked Shots

0	v. multiple opponents	
---	-----------------------	--


### Fewest Turnovers

3	v. Ohio State	1960-61
	v. Louisville	1984-85
	v. Boston University	2001-02
	v. Villanova	2011-12
	v. Memphis	2013-14
	v. Texas Southern	2016-17
	v. Memphis	2017-18
4	v. Virginia Tech	1982-83
	v. Charlotte	2000-01
	v. Middle Tennessee	2003-04
	v. Georgetown	2005-06
	at Houston	2018-19
	<b>v. Detroit Mercy</b>	<b>2022-23</b>
	<b>at South Florida</b>	<b>2022-23</b>
	<b>v. Morehead State</b>	<b>2024-25</b>

### Fewest Personal Fouls

<b>5</b>	<b>v. Chaminade</b>	<b>2022-23</b>
	v. Southern Miss	1985-86
	v. VCU	2014-15
<b>6</b>	<b>v. Nicholls</b>	<b>2024-25</b>
	<b>v. Kansas</b>	<b>2024-25</b>
7	v. multiple opponents	

Fewest Records begin with 1946-47



Leonard Stokes scored 31 points while Cincinnati set a school record, making 42 free throws in a 101-80 win over Louisville on Feb. 21, 2003.

## SINGLE-GAME INDIVIDUAL RECORDS

**Minutes Played**

73	Bobby Austin v. Bradley	1981-82
64	Dwight Jones v. Bradley	1981-82
63	Junior Johnson v. Bradley	1981-82
	Mike Williams v. Bradley	1981-82
60	David Kennedy v. Memphis	1980-81
56	Troy Caupain v. UConn	2015-16

**Points**

62	Oscar Robertson v. North Texas	1959-60
56	Oscar v. Seton Hall	1957-58
	Oscar Robertson v. Arkansas	1957-58
50	Oscar Robertson v. St. Louis	1957-58
	Oscar Robertson v. Wich. State	1957-58
	Oscar Robertson v. Iowa	1959-60

**Field Goals Made**

23	Oscar Robertson v. N. Texas St.	1959-60
22	Oscar Robertson v. Seton Hall	1957-58
21	Oscar Robertson v. Arkansas	1957-58
19	Larry Imburgia v. Cedarville	1950-51
	Oscar Robertson v. Kansas	1959-60

**Field Goals Attempted**

36	Oscar Robertson v. Arkansas	1957-58
34	Oscar Robertson v. Miami (OH)	1958-59
33	Jack Twyman v. WKU	1954-55
	Oscar Robertson v. Iowa	1959-60
32	Jack Twyman v. Ball State	1954-55
	Oscar Robertson v. Seton Hall	1957-58
	Oscar Robertson v. Bradley	1959-60
	Oscar Robertson v. Wichita St.	1959-60
	LaZelle Durden v. Wyoming	1994-95

**Field Goal Percentage (min. 10 made)**

.933	Danny Fortson v. E. Mich. (14-15)	1996-97
.923	George Wilson v. Ohio (12-13)	1962-63
<b>.917</b>	<b>Baba Miller v. Alabama St. (11-12)</b>	<b>12/17/25</b>
	Kenyon Martin v. UNLV (11-12)	1998-99
.909	Erik Martin v. SEMO (10-11)	1992-93
	Eric Hicks v. DePaul (10-11)	2004-05

**3-Point Field Goals Made**

10	Melvin Levett v. E. Kentucky	1997-98
<b>9</b>	<b>Landers Nolley II vs. Arizona</b>	<b>11/21/22</b>
	LaZelle Durden v. Memphis	1993-94
	Deonta Vaughn v. Wofford	2006-07
	Deonta Vaughn v. C. Carolina	2007-08
8	Nick Van Exel v. Temple	1992-93
	LaZelle Durden v. Temple	1993-94
	LaZelle Durden v. Austin Peay	1993-94
	LaZelle Durden v. Chgo State	1993-94
	LaZelle Durden v. Saint Louis	1993-94
	LaZelle Durden v. Dayton	1993-94
	Melvin Levett v. Oakland	1998-99
	Steve Logan v. Oakland	1998-99
	Field Williams v. Coppin State	2003-04
	Tony Bobbitt v. USF	2003-04
	Deonta Vaughn v. UConn	2007-08
	Sean Kilpatrick v. N.C. A&T	2012-13
	<b>Simas Lukosius v. San Fran.</b>	<b>2023-24</b>

**3-Point Field Goals Attempted**

20	LaZelle Durden v. Wyoming	1994-95
17	LaZelle Durden v. Temple	1993-94
	LaZelle Durden v. Dayton	1993-94
	Deonta Vaughn v. Wofford	2006-07
16	Darnell Burton v. Miss. State	1995-96
	Melvin Levett v. Oakland	1998-99
	Deonta Vaughn v. USF	2006-07

**3-Point Field Goal Percentage (min. 5 made)**

1.000	Field Williams v. Louisville (5-5)	2001-02
1.000	Marcus Sikes v. G'town (5-5)	2006-07
1.000	Sean Kilpatrick v. Wright State (5-5)	2010-11
1.000	Justin Jenifer v. SMU (5-5)	2018-19
.833	Darnell Burton v. Xavier (5-6)	1995-96
.800	Field Williams v. Cop. State (8-10)	2003-04
<b>.800</b>	<b>Simas Lukosius vs. San Fran. (8-10)</b>	<b>2023-24</b>

**Free Throws Made**

22	Oscar Robertson v. North Texas	1958-59
20	Oscar Robertson v. Wichita St.	1957-58
19	Deonta Vaughn v. Notre Dame	2008-09
	Oscar Robertson v. St. B'venture	1959-60
18	Oscar Robertson v. Drake	1959-60
	Bobby Brannen v. Minnesota	1997-98

**Free Throws Attempted**

25	Oscar Robertson v. North Texas St.	1958-59
	Oscar Robertson v. St. Bonaventure	1959-60
22	Deonta Vaughn v. Notre Dame	2008-09
	Oscar Robertson v. Miami (OH)	1957-58
	Jarron Cumberland v. Temple	2019-20
21	Oscar Robertson v. Wichita St.	1957-58
	Chris McNeal v. BGSU	2019-20
20	Oscar Robertson v. New York	1958-59
	Oscar Robertson v. Drake	1959-60
	Bobby Brannen v. Minnesota	1997-98
	Jason Maxiell v. Valparaiso	2003-04

**Free Throw Percentage (min. 10 made)**

	Sean Kilpatrick v. IA State (16-16)	2012-13
	Oscar Robertson v. Xavier (14-14)	1957-58
	Bobby Brannen v. SO Miss. (14-14)	1997-98
	Oscar Robertson v. Seton Hall (12-12)	1957-58
	Steve Logan v. IA State (12-12)	1999-00
	<b>David DeJulius v. Houston (12-12)</b>	<b>2021-22</b>
	<b>Day Day Thomas v. Dayton (12-12)</b>	<b>2025-26</b>
	Steve Logan v. USF (11-11)	2000-01
	Sean Kilpatrick v. L'ville (11-11)	2013-14
	Junior Johnson v. Xavier (10-10)	1982-83
	Bobby Brannen v. Morehead (10-10)	1997-98
	Steve Logan v. W. Forest (10-10)	2001-02
	Eric Hicks v. Louisville (10-10)	2005-06
	Yancy Gates v. G'town (10-10)	2010-11

**Rebounds**

33	Connie Dierking v. Loyola (La.)	1956-57
31	Connie Dierking v. North Texas	1957-58
30	Jack Twyman v. Miami (Ohio)	1954-55
	Connie Dierking v. GW	1955-56

**Assists**

16	Steve Logan v. Coppin State	2001-02
15	Eddie Lee v. Seton Hall	1978-79
13	Oscar Robertson v. K-State	1958-59
12	Oscar Robertson v. Pacific	1958-59
	Oscar Robertson v. DePaul	1959-60
	Dean Foster v. Wichita State	1965-66
	Eddie Lee v. West Virginia	1978-79
	Eddie Lee v. Florida State	1978-79
	Eddie Lee v. North Carolina	1979-80
	Elnardo Givens v. S. Florida	1987-88
	<b>David DeJulius v. SMU</b>	<b>2020-21</b>
	<b>David DeJulius v. ECU</b>	<b>2022-23</b>

**Steals**

8	Dick Dalmer v. Xavier	1948-49
	Tony Bobbitt v. Coppin State	2003-04
<b>7</b>	<b>Day Day Thomas v. DePaul</b>	<b>2024-25</b>
	Michael Horton v. Louisville	1997-98
	Cashmere Wright v. Villanova	2011-12
<b>6</b>	<b>Day Day Thomas v. OK State</b>	<b>2024-25</b>
	Brian Williams v. Kent State	1976-77
	Brian Williams v. St. Joe's (Ind.)	1976-77
	Eddie Lee v. Rutgers	1976-77
	Bobby Austin v. Tulane	1978-79
	Kenneth Henry v. EKU	1985-86
	Ronnie Ellison v. NKU	1987-88
	Ronnie Ellison v. VA Tech	1987-88
	Allen Jackson v. Saint Louis	1991-92
	Terry Nelson v. GA Southern	1992-93
	Erik Martin v. Xavier	1992-93
	Charles Williams v. Howard	1996-97
	Kenyon Martin v. Nicholls State	1998-99
	Deonta Vaughn v. NC State	2006-07
	Cashmere Wright v. Villanova	2011-12
	Sean Kilpatrick v. Ark.-Pine Bluff	2011-12

**Blocked Shots**

10	Rick Roberson v. Bradley	1966-67
	Jim Ard v. Miami (Ohio)	1968-69
	Kenyon Martin v. DePaul	1997-98
	Kenyon Martin v. Memphis	1999-00
	Eric Hicks v. Marquette	2005-06
8	George Wilson v. Dayton	1963-64
	Kenyon Martin v. Louisville	1997-98
	Eric Hicks v. Xavier	2003-04
	Jason Maxiell v. Houston	2004-05
	<b>Viktor Lakhin v. SMU</b>	<b>2022-23</b>

**Turnovers**

11	Dean Foster v. Wichita State	1965-66
10	Derrek Dickey v. Louisville	1971-72
	Dwight Jones v. Augustana	1979-80

## TRIPLE-DOUBLES

Oscar Robertson v. Pacific (39 points, 23 rebounds, 10 assists)	Dec. 17, 1958
Oscar Robertson v. Miami (Ohio) (43 points, 21 rebounds, 10 assists)	Feb. 17, 1959
Oscar Robertson v. Wichita State (34 points, 14 rebounds, 11 assists)	Feb. 21, 1959
Oscar Robertson v. Kansas State (24 points, 17 rebounds, 13 assists)	Mar. 14, 1959
Oscar Robertson v. Louisville (39 points, 17 rebounds, 10 assists)	Mar. 21, 1959
Oscar Robertson v. Indiana State (45 points, 23 rebounds, 10 assists)	Dec. 1, 1959
Oscar Robertson v. Bradley (42 points, 22 rebounds, 10 assists)	Dec. 22, 1959
Oscar Robertson v. N. Texas State (16 points, 11 rebounds, 11 assists)	Feb. 8, 1960
Oscar Robertson v. California (18 points, 10 rebounds, 10 assists)	Mar. 18, 1960
Oscar Robertson v. New York (32 points, 14 rebounds, 11 assists)	Mar. 19, 1960
Rick Roberson v. Bradley (16 points, 10 rebounds, 10 blocks)	Jan. 17, 1967
Kenyon Martin v. DePaul (24 points, 23 rebounds, 10 blocks)	Feb. 21, 1997
Kenyon Martin v. Memphis (28 points, 13 rebounds, 10 blocks)	Jan. 19, 2000
Kenny Satterfield v. Tulane (12 points, 11 rebounds, 10 assists)	Jan. 29, 2001
Eric Hicks v. Marquette (22 points, 12 rebounds, 10 blocks)	Jan. 7, 2006

**Triple-Double Leaders**

Oscar Robertson	10
Kenyon Martin	2
Eric Hicks	1
Rick Roberson	1
Kenny Satterfield	1



**2025-26 Cincinnati Men's Basketball  
Combined Team Statistics  
All games**

**Game Records**

Record	Overall	Home	Away	Neutral
ALL GAMES	11-12	11-3	0-6	0-3
CONFERENCE	3-7	3-2	0-5	0-0
NON-CONFERENCE	8-5	8-1	0-1	0-3

**Score by Periods**

Team	1st	2nd	OT	TOT
Cincinnati	781	846	0	1627
Opponents	700	842	0	1542

**Team Box Score**

No.	Player	Total			3-Point			F-Throw		Rebounds				Other Stats								
		GP-GS	MIN	AVG	FG-FGA	FG%	3FG-3FGA	3FG%	FT-FTA	FT%	OFF	DEF	TOT	AVG	PF	DQ	A	TO	BLK	STL	PTS	AVG
18	MILLER, Baba	21-21	651:37	31.0	107-202	.530	3-35	.086	66-102	.647	51	169	220	10.5	43	1	62	44	29	18	283	13.5
1	THOMAS, Day Day	23-23	678:01	29.5	79-214	.369	50-126	.397	43-47	.915	17	59	76	3.3	60	1	84	40	11	21	251	10.9
52	THIAM, Moustapha	22-22	555:55	25.3	98-182	.538	6-27	.222	36-58	.621	42	89	131	6.0	49	0	10	32	34	20	238	10.8
2	JAMES, Jizzle	13-11	388:03	29.8	54-131	.412	19-50	.380	12-15	.800	11	21	32	2.5	22	0	30	28	2	10	139	10.7
10	ABAEV, Shon	20-12	352:35	17.6	49-149	.329	24-97	.247	37-57	.649	12	48	60	3.0	26	1	24	28	3	8	159	8.0
5	HARRIS, Sencire	21-8	401:45	19.1	47-125	.376	3-24	.125	45-73	.616	20	43	63	3.0	49	1	35	19	5	28	142	6.8
32	CELESTINE, Jalen	22-4	451:19	20.5	49-137	.358	37-108	.343	6-11	.545	17	45	62	2.8	41	0	24	16	5	16	141	6.4
11	KRISA, Kerr	19-12	396:52	20.9	35-105	.333	31-97	.320	9-12	.750	2	23	25	1.3	16	0	57	24	2	7	110	5.8
7	TILLERY, Keyshuan	21-0	207:45	9.9	23-57	.404	9-27	.333	8-13	.615	3	21	24	1.1	19	0	25	23	1	8	63	3.0
17	RODRIGUEZ, Jordi	12-0	105:07	8.8	8-30	.267	6-25	.240	6-10	.600	4	9	13	1.1	5	0	7	5	0	3	28	2.3
65	DZELLAT, Halvine	18-0	145:20	8.1	14-26	.538	0-1	.000	9-14	.643	19	19	38	2.1	17	1	3	7	3	4	37	2.1
24	MCKINLEY, Tyler	19-2	260:12	13.7	17-31	.548	0-2	.000	2-9	.222	26	25	51	2.7	32	1	14	10	5	8	36	1.9
13	DARBYSHIRE, Grant	4-0	05:29	1.4	0-1	.000	0-0	.000	0-0	.000	0	0	0	0.0	0	0	0	0	0	0	0	0.0
Team											34	32	66				10					
<b>Total</b>		<b>23</b>	<b>4600</b>		<b>580-1390</b>	<b>.417</b>	<b>188-619</b>	<b>.304</b>	<b>279-421</b>	<b>.663</b>	<b>258</b>	<b>603</b>	<b>861</b>	<b>37.4</b>	<b>379</b>	<b>6</b>	<b>375</b>	<b>286</b>	<b>100</b>	<b>151</b>	<b>1627</b>	<b>70.7</b>
<b>Opponents</b>		<b>23</b>	<b>4600</b>		<b>543-1313</b>	<b>.414</b>	<b>175-540</b>	<b>.324</b>	<b>281-406</b>	<b>.692</b>	<b>211</b>	<b>594</b>	<b>805</b>	<b>35.0</b>	<b>392</b>	<b>6</b>	<b>308</b>	<b>305</b>	<b>55</b>	<b>140</b>	<b>1542</b>	<b>67.0</b>

**Team Statistics**

	UC	OPP
<b>Scoring</b>	<b>1627</b>	<b>1542</b>
Points per game	70.7	67.0
Scoring margin	+3.7	-
<b>Field goals-att</b>	<b>580-1390</b>	<b>543-1313</b>
Field goal pct	.417	.414
<b>3 point fg-att</b>	<b>188-619</b>	<b>175-540</b>
3-point FG pct	.304	.324
3-pt FG made per game	8.2	7.6
<b>Free throws-att</b>	<b>279-421</b>	<b>281-406</b>
Free throw pct	.663	.692
F-Throws made per game	12.1	12.2
<b>Rebounds</b>	<b>861</b>	<b>805</b>
Rebounds per game	37.4	35.0
Rebounding margin	+2.4	-
<b>Assists</b>	<b>375</b>	<b>308</b>
Assists per game	16.3	13.4
<b>Turnovers</b>	<b>286</b>	<b>305</b>
Turnovers per game	12.4	13.3
Turnover margin	+0.8	-
Assist/turnover ratio	1.3	1.0
<b>Steals</b>	<b>151</b>	<b>140</b>
Steals per game	6.6	6.1
<b>Blocks</b>	<b>100</b>	<b>55</b>
Blocks per game	4.3	2.4
<b>Winning streak</b>	<b>0</b>	<b>-</b>
Home win streak	0	-
<b>Attendance</b>	<b>135367</b>	<b>57047</b>
Home games-Avg/Game	14-9669	6-9508
Neutral site-Avg/Game	-	3-4224

**Team Results**

Date	Opponent	Score	Att.
11/03/2025	Western Caro.	W 94-63	9126
11/07/2025	Georgia St.	W 74-64	10009
11/11/2025	Dayton	W 74-62	11815
11/16/2025	Mount St. Mary's	W 72-55	9007
11/21/2025	vs Louisville	L 64-74	8507
11/24/2025	NJIT	W 94-67	8774
11/26/2025	Eastern Mich.	L 56-64	9853
12/01/2025	Tarleton St.	W 76-58	8092
12/05/2025	at Xavier	L 74-79	10880
12/13/2025	vs Georgia	L 65-84	100
12/17/2025	Alabama St.	W 88-51	7757
12/21/2025	vs Clemson	L 65-68	4065
12/29/2025	Lipscomb	W 89-62	9793
01/03/2026	Houston	L 60-67	11062
01/06/2026	at West Virginia	L 60-62	9903
01/11/2026	at UCF	L 72-73	7899
01/14/2026	Colorado	W 77-68	9331
01/17/2026	Iowa St.	W 79-70	10551
01/21/2026	at Arizona	L 51-77	14380
01/24/2026	at Arizona St.	L 68-82	6950
01/28/2026	Baylor	W 67-57	9982
01/31/2026	at Houston	L 54-76	7035
02/05/2026	West Virginia	L 54-59	10215



## 2025-26 Cincinnati Men's Basketball Combined Team Statistics In Conference games

### Game Records

Record	Overall	Home	Away	Neutral
ALL GAMES	3-7	3-2	0-5	0-0
CONFERENCE	3-7	3-2	0-5	0-0
NON-CONFERENCE	0-0	0-0	0-0	0-0

### Score by Periods

Team	1st	2nd	OT	TOT
Cincinnati	316	326	0	642
Opponents	298	393	0	691

### Team Box Score

No.	Player				Total		3-Point		F-Throw		Rebounds											
		GP-GS	MIN	AVG	FG-FGA	FG%	3FG-3FGA	3FG%	FT-FTA	FT%	OFF	DEF	TOT	AVG	PF	DQ	A	TO	BLK	STL	PTS	AVG
18	MILLER, Baba	10-10	334:58	33.5	50-104	.481	1-19	.053	32-45	.711	21	72	93	9.3	22	1	33	23	11	6	133	13.3
52	THIAM, Moustapha	9-9	222:04	24.7	41-79	.519	3-11	.273	12-15	.800	16	23	39	4.3	18	0	5	10	9	5	97	10.8
2	JAMES, Jizzle	10-10	313:18	31.3	38-102	.373	13-38	.342	8-9	.889	9	16	25	2.5	18	0	20	22	1	7	97	9.7
1	THOMAS, Day Day	10-10	308:34	30.9	30-92	.326	15-51	.294	9-11	.818	6	25	31	3.1	28	0	35	21	4	10	84	8.4
32	CELESTINE, Jalen	10-3	254:30	25.4	29-78	.372	21-60	.350	3-4	.750	10	27	37	3.7	15	0	14	6	0	7	82	8.2
5	HARRIS, Sencire	8-7	156:41	19.6	15-50	.300	0-12	.000	17-27	.630	8	20	28	3.5	20	0	16	5	2	13	47	5.9
7	TILLERY, Keyshuan	9-0	95:17	10.6	11-24	.458	6-14	.429	6-7	.857	2	9	11	1.2	11	0	10	12	0	4	34	3.8
10	ABAEV, Shon	7-0	63:39	9.1	6-22	.273	4-17	.235	10-14	.714	1	6	7	1.0	5	0	4	5	0	0	26	3.7
11	KRIISA, Kerr	6-0	61:48	10.3	4-12	.333	3-11	.273	0-0	.000	0	2	2	0.3	1	0	4	0	1	2	11	1.8
24	MCKINLEY, Tyler	9-1	118:36	13.2	7-11	.636	0-0	.000	2-7	.286	9	10	19	2.1	14	0	4	2	2	3	16	1.8
65	DZELLAT, Halvine	9-0	53:39	6.0	4-5	.800	0-0	.000	4-6	.667	5	5	10	1.1	7	1	1	5	0	1	12	1.3
17	RODRIGUEZ, Jordi	3-0	16:56	5.6	1-4	.250	1-4	.250	0-0	.000	1	2	3	1.0	0	0	1	0	0	2	3	1.0
Team											17	17	34					5				
<b>Total</b>		<b>10</b>	<b>2000</b>		<b>236-583</b>	<b>.405</b>	<b>67-237</b>	<b>.283</b>	<b>103-145</b>	<b>.710</b>	<b>105</b>	<b>234</b>	<b>339</b>	<b>33.9</b>	<b>159</b>	<b>2</b>	<b>147</b>	<b>116</b>	<b>30</b>	<b>60</b>	<b>642</b>	<b>64.2</b>
<b>Opponents</b>		<b>10</b>	<b>2000</b>		<b>249-561</b>	<b>.444</b>	<b>78-217</b>	<b>.359</b>	<b>115-170</b>	<b>.676</b>	<b>101</b>	<b>247</b>	<b>348</b>	<b>34.8</b>	<b>158</b>	<b>1</b>	<b>138</b>	<b>109</b>	<b>23</b>	<b>59</b>	<b>691</b>	<b>69.1</b>

### Team Statistics

	UC	OPP
<b>Scoring</b>	<b>642</b>	<b>691</b>
Points per game	64.2	69.1
Scoring margin	-4.9	-
<b>Field goals-att</b>	<b>236-583</b>	<b>249-561</b>
Field goal pct	.405	.444
<b>3 point fg-att</b>	<b>67-237</b>	<b>78-217</b>
3-point FG pct	.283	.359
3-pt FG made per game	6.7	7.8
<b>Free throws-att</b>	<b>103-145</b>	<b>115-170</b>
Free throw pct	.710	.676
F-Throws made per game	10.3	11.5
<b>Rebounds</b>	<b>339</b>	<b>348</b>
Rebounds per game	33.9	34.8
Rebounding margin	-0.9	-
<b>Assists</b>	<b>147</b>	<b>138</b>
Assists per game	14.7	13.8
<b>Turnovers</b>	<b>116</b>	<b>109</b>
Turnovers per game	11.6	10.9
Turnover margin	-0.7	-
Assist/turnover ratio	1.3	1.3
<b>Steals</b>	<b>60</b>	<b>59</b>
Steals per game	6.0	5.9
<b>Blocks</b>	<b>30</b>	<b>23</b>
Blocks per game	3.0	2.3
<b>Winning streak</b>	<b>0</b>	<b>-</b>
Home win streak	0	-
<b>Attendance</b>	<b>51141</b>	<b>46167</b>
Home games-Avg/Game	5-10228	5-9233
Neutral site-Avg/Game	-	0-0

### Team Results

Date	Opponent		Score	Att.
01/03/2026	Houston	L	60-67	11062
01/06/2026	at West Virginia	L	60-62	9903
01/11/2026	at UCF	L	72-73	7899
01/14/2026	Colorado	W	77-68	9331
01/17/2026	Iowa St.	W	79-70	10551
01/21/2026	at Arizona	L	51-77	14380
01/24/2026	at Arizona St.	L	68-82	6950
01/28/2026	Baylor	W	67-57	9982
01/31/2026	at Houston	L	54-76	7035
02/05/2026	West Virginia	L	54-59	10215