

NEVADA WOLF PACK

2016 FOOTBALL GAME NOTES

10 BOWL GAMES IN PAST 11 YEARS
14 CONFERENCE CHAMPIONSHIPS
52 ALL-AMERICANS

TRACK THE PACK

TELEVISION

- ESPNU
- Roy Philpott (Play-By-Play)
- Brian Kinchen (Color Analyst)

ON RADIO

Wolf Pack Radio Network - 94.5 FM, 630 AM

- Ryan Radtke (Play-By-Play)
- Kevin Grimes (Color Analyst)

- Pregame show with the broadcast crew begins 90 minutes prior to kickoff

ONLINE

NevadaWolfPack.com

- Live statistics & postgame coverage

TWITTER

- Official Twitter: @NevadaWolfPack
- Football Twitter: @NevadaFootball
- Live Twitter: @WolfPackGameday

STATS OF THE WEEK

• Sophomore QB Ty Gangi assumes the role as the team's starting quarterback this week, replacing Tyler Stewart who has been sidelined by an injury. He threw for 300 yards in extended time against Wyoming.

• Senior P Alex Boy is the 11th ranked punter in the nation entering week 10 (45.4). He needs 66 punt yards to eclipse 7,000 for his career.

2016 SCHEDULE

DATE	OPPONENT	TIME/RESULT
Sept. 2	Cal Poly	W, 30-27 (OT)
Sept. 10	at Notre Dame	L, 39-10
Sept. 17	Buffalo	W, 38-14
Sept. 24	at Purdue	L, 24-14
Oct. 1	at Hawai'i*	L, 38-17
Oct. 8	Fresno State*	W, 27-22
Oct. 15	at San José State*	L, 14-10
Oct. 22	Wyoming*	L, 42-34
Nov. 5	at New Mexico*	7:21 p.m.
Nov. 12	San Diego State*	7:30 p.m.
Nov. 19	Utah State*	TBA
Nov. 26	at UNLV*	TBA

*Mountain West game
All times Pacific/subject to change

MOUNTAIN WEST STANDINGS

WEST DIVISION

	Conf.	Pct.	Total	Pct.
San Diego State	4-0	1.000	7-1	.875
Hawai'i	3-2	.600	4-5	.444
San José State	2-3	.400	3-6	.333
UNLV	2-3	.400	3-6	.333
Nevada	1-3	.250	3-5	.375
Fresno State	0-5	.000	1-8	.111

MOUNTAIN DIVISION

	Conf.	Pct.	Total	Pct.
Wyoming	4-0	1.000	6-2	.750
Boise State	3-1	.750	7-1	.875
New Mexico	3-1	.750	5-3	.625
Colorado State	2-2	.500	4-4	.500
Air Force	2-3	.400	5-3	.625
Utah State	1-4	.200	3-5	.375

GAME NOTES | NEVADA VS. NEW MEXICO | GAME #9



Nevada Wolf Pack
Record: 3-5, 1-3 MW
Ranking (AP/Coaches): --/--
Streak: L2
Last result: ...L, 42-34 vs. Wyoming
Head Coach: Brian Polian
Record at Nevada: 21-25



New Mexico
Record: 5-3, 3-1 MW
Ranking (AP/Coaches): --/--
Streak: W3
Last result: W, 28-21 at Hawai'i
Coach: Bob Davie
Record at New Mexico: ... 23-35

Game Information

Date: Saturday, Nov. 5, 2016
Kickoff: 7:21 p.m. PT
Stadium: University Stadium
Location: Albuquerque, N.M.
Capacity: 39,224
Surface: FieldTurf
Series: Nevada leads 3-2-1
Last Meeting: W, 35-17
Television: ESPN
Radio: Wolf Pack Radio Network
..... (Flagship: ESPN Radio
..... 94.5 FM, 630 AM)
Live Stats: NevadaStats.com

NEVADA RETURNS TO THE FIELD IN ALBUQUERQUE TO FACE NEW MEXICO

Nevada returns to the field after its bye week to face Mountain Division foe New Mexico in its fifth Mountain West contest on Saturday, Nov. 5 ... Kickoff is set for 7:21 p.m. PT at University Stadium between the Wolf Pack (3-5, 1-3 MW) and Lobos (5-3, 3-1 MW) ... The game can be seen on ESPNU with Roy Philpott (play-by-play) and Brian Kinchen (analyst) on the call ... The Wolf Pack Radio Network will call the game on 94.5 FM, 630 AM with Ryan Radtke (play-by-play) and Kevin Grimes (analyst) in the booth ... The all-time series stands at six games and Nevada holds the slight edge at 3-2-1 but has won each of the last three meetings, including a 35-17 win in Reno last season ... Nevada enters week 10 with a 3-5 record and is 1-3 in league play after its rally fell short to Wyoming in week eight with a 42-34 final score ... New Mexico is on a bit of a roll as of late, winning its last three games and takes a 3-1 conference record into the weekend ... The Wolf Pack has yet to win a game on the road this season ... The Lobos enter the week boasting the No. 1 rushing offense in the nation, averaging 357.0 rushing yards per game with running backs Teriyon Gipson's 10.71 yards per carry and Tyrone Owens' 8.21 yards per carry which are one and two in the country, respectively ... Nevada has a solid rushing attack as well, led by junior James Butler who ranks in the top 20 nationally in rushing yards (895) and is approaching 1,000 yards for the season ... Nevada sophomore Ty Gangi assumes the role as the team's starting quarterback, replacing an injured Tyler Stewart

NEVADA DEPTH CHART VS. NEW MEXICO

RT 73 Austin Corbett 6-4 ... 300 Jr.	DE 90 Malik Reed 6-1 ... 245 So.
65 Clifford Porter 6-5 295 RS-Fr.	17 Jarid Joseph 6-2 245 So.
RG 64 Sean Krepsz 6-5 ... 320 So.	NT 55 Nakita Lealao 6-2 ... 310 Jr.
or 63 Daren Echeveria 6-4 ... 290 So.	91 Kalei Meyer 6-1 285 So.
C 62 Nathan Goltry 6-2 ... 300 Sr.	DT 96 Hausia Sekona 6-1 ... 275. RS-Fr.
74 Ilya Lopez 6-3 285 Jr.	99 Korey Rush 6-1 280 So.
LG 72 Jeremy Macauley 6-1 ... 300 Sr.	DE 93 Jordan Silva 6-4 ... 250 So.
53 Tyler Rosentreter 6-5 310 Jr.	95 Patrick Choudja 6-3 250 Jr.
RT 79 Jacob Henry 6-4 ... 295 Sr.	LB 8 Jaden Sawyer 6-0 ... 195 Jr.
65 Clifford Porter 6-5 295 RS-Fr.	10 L.J. Jackson 6-0 210 Jr.
TE 47 Jarred Gipson 6-1 ... 240 Sr.	LB 7 Gabe Sewell 6-0 ... 230. RS-Fr.
45 Austin Carrow 6-3 245 Sr.	50 Austin Paulhus 6-1 230 Jr.
X 19 Wyatt Demps 6-4 ... 200 Jr.	LB 56 Alex Bertrando 6-2 ... 230 Sr.
12 Hasaan Henderson 6-5 220 Sr.	34 Travis Wilson 6-1 220 Jr.
or 2 Dominic Christian 6-1 200 RS-Fr.	CB 26 Kendall Johnson 6-0 ... 185 Jr.
F 83 Andrew Celis 5-11. 190 So.	4 E.J. Muhammad 5-11 ... 175 RS-Fr.
3 Ahki Muhammad 5-9 185 So.	FS 2 Asauni Rufus 6-0 ... 200 So.
Z 84 Jerico Richardson 5-11. 190 Sr.	8 Jaden Sawyer 6-0 195 Jr.
80 Jason Elenberger 5-11 185 So.	SS 5 Dameron Baber 5-11. 180 So.
RB 20 James Butler 5-9 ... 210 Jr.	22 Jimbo Davis 5-10 ... 180 Jr.
24 Jaxson Kincaide 5-9 180 Fr.	CB 28 Elijah Mitchell 5-8 ... 180 Sr.
33 Blake Wright 5-10 200 So.	18 Elijah Moody 5-11 ... 175 So.
QB 6 Ty Gangi 6-2 ... 205 So.	P 46 Alex Boy 6-3 ... 200 Sr.
11 Hunter Fralick 6-2 205 So.	K 40 Brent Zuzo 5-10. 180 Sr.
14 Dante Mayes 6-2 190 Jr.	48 Spencer Pettit 5-9 ... 170. RS-Fr.

NEVADA COMMUNICATIONS

Legacy Hall/MS 232
Reno, NV 89557-2232

CHAD HARTLEY: Associate AD, Communications | hartleyc@unr.edu **KATIE RIHN:** Assistant Director | krihn@unr.edu
JACK KUESTERMEYER: Assistant Director | jkuester@unr.edu **NICK BEATON:** Assistant Director | nbeaton@nevada.unr.edu
RYAN LEVINE: Intern | rlevine@unr.edu **TARA PARK:** Student Intern | tarapark@nevada.unr.edu



MEDIA SCHEDULE - Monday-Sunday, Oct. 31 - Nov. 6

MONDAY, OCT. 31

• 9:30 - 11 a.m.
Open Practice

TUESDAY, NOV. 1

• 8:45 - 10:45 a.m.
Open Practice
(no cameras)
• 12-1 p.m. --
Press Conference,
Legacy Hall

WEDNESDAY, NOV. 2

• 8:45 - 10:35 a.m.
Open Practice
(no cameras)

THURSDAY, NOV. 3

• Closed practice

FRIDAY, NOV. 4

• No Availability

SATURDAY, NOV. 5

• Nevada at New
Mexico,
7:21 p.m. PT

Visitor postgame
protocol

SUNDAY, NOV. 6

• TBD

QUICK FACTS

Location Reno, Nev.
Founded 1874
Enrollment 21,000
Nickname Wolf Pack (two words)
Colors Navy Blue & Silver
Conference Mountain West
President Dr. Marc Johnson
Director of Athletics Doug Knuth
Athletic Dept. Phone (775) 784-6900
Stadium Mackay Stadium
Capacity (Surface) TBA (FieldTurf)
Press Box Phone (775) 784-6545
Head Coach Brian Polian (John Carroll, 1997)
Career Record 21-25 (Fourth season)

Football Information

2015 Record 7-6 Overall, 4-4 (T2nd, MW - West)
Basic Offense; Defense Spread Pistol, 4-3
Starters Ret. (Off/Def/Kickers) 16 (9/5/2)
Lettermen Ret. (Off/Def/Kickers) 38 (18/18/2)
First Year of Football 1896
All-Time Record 535-467-33
All-Time FBS Record 159-133
All-Time Mountain West Record 15-17
Bowl Appearances 15
Last Bowl Appearance 2015 Arizona Bowl

Assistant Coaches

Lester Erb (4th season) AHC/WRs
Scott Boone (3rd season) DC/LBs
Mike Bradeson (13th season) RC/Safeties
Tim Cramsey (1st season) OC/QBs
Marc Nudelberg (1st season) STC/RBs
Bill Teerlinck (4th season) Co-DC/DL
Jonathan Himebauch (1st season) OL
Cheston Blackshear (3rd season) TEs/OL
Ricky Thomas (3rd season) CBs
Jeff Nady (1st season) GA - Offense
Alex Drudi (1st season) GA - Offense
John Landwehr (1st season) GA - Defense
Jody Owens (1st season) GA - Defense

Support Staff

David Fox Dir. of Football Administration
Doug Lichtenberger .. Dir. of Football/Recruiting Ops.
Brad Rogers Recruiting Operations Specialist
Matt Eck Dir. of Strength/Conditioning
Ben Anguish Sports Medicine
Jeremy Cobb Sports Medicine
Andrew Caudill Academic Advisor
James Rocha-Hall Academic Advisor
Damien Garnett Equipment Coordinator
Andrew Stern Equipment Coordinator
Adam Raymond Video Coordinator
Lindsay Wentker Football Secretary
Ryan Mitchell Compliance
Amy Engelbert Dir. Athletic Ticketing

COMMUNICATIONS

Chad Hartley Assoc. AD/Communications
Twitter @Chad_Hartley
E-mail hartleyc@unr.edu
Office Phone 775-682-6982
Cell Phone 775-229-5513
Katie Rihn Asst. Director, Communications
Twitter @KRihn30
Email krihn@unr.edu
Office Phone 775-682-6963
Cell Phone 412-719-0168

INTERVIEW POLICY

All interview arrangements must be made through the Nevada Communications office. Please check with the athletic communications office for any changes to the weekly schedule, including practice times. Student-athletes are generally not available for telephone interviews unless pre-arranged through the Nevada Communications office.

Coach Brian Polian and selected student-athletes will be available on a weekly basis at a press conference on Tuesdays, beginning at 12 p.m. Requests for student-athletes for the press conference must be submitted no later than 3 p.m. on Mondays to the Nevada Communications office.

Generally, the Nevada Communications office will live-stream the Tuesday press conference via the Mountain West Network and archives will be available shortly after the conclusion of the press conference.

CREDENTIALS

All requests for credentials & parking passes for Wolf Pack football games should be made through the Nevada Communications Office no later than 48 hours before game time. Please email credential requests to Jack Kuestermeyer (jkuester@unr.edu). Media can reach the Mackay Stadium press box (second level on the west side of the stadium) by using the elevator or the stairways on the north and south ends of the building.

LIVE STATISTICS

In-game statistics will be provided by Stat-Broadcast this season, and will be available to the media during games at the following link:
<http://nevada.statbroadcast.com>

COLLEGE PRESS BOX.COM

Collegepressbox.com is the official media website for Division I football. Access and download weekly game notes, quotes, statistics, media guides, headshots, logos and more for each conference and its member schools. Login information will be distributed to accredited media or you can apply for a password by sending an e-mail to: password@collegepressbox.com.

WEEKLY RADIO SHOW

Brian Polian's weekly radio show with Ryan Radtke is on Wednesday evenings from 7-8 p.m. It is available in Northern Nevada on ESPN Radio 94.5 and an archive will be posted on the Mountain West Network within 24 hours. In addition to Polian, Radtke will interview assistant coaches and players on the show.

POSTGAME INTERVIEWS

In general, no coaches or student-athletes are available to media on the field or en route to the locker room, with the exception of the live, originating television broadcast if pre-arranged. Nevada's locker room is closed to the media.

Interview requests should be submitted to Chad Hartley of the Nevada Communications office no later than the five-minute mark of the fourth quarter. Assistant coaches are not available after games. Generally, the Nevada Communications office will live-stream the post-game press conference via the Mountain West Network and archives will be available shortly after the conclusion of the press conference.

HOME GAMES

Postgame interviews will be conducted in the Petersen Athletic Academic Center (which will also serve as a photographer work area during games). Coach Polian will be available to media after the NCAA's 10-minute cooling off period, followed by selected student-athletes.

ROAD GAMES

Polian and selected student-athletes will be available outside the visiting locker room or in the designated visiting media interview area after the cooling off period.

MEDIA WORK AREA

The Paul R. Stuart Press Box in Mackay Stadium has wireless, ethernet and phone lines available during the game and up to one and half hours after the conclusion of each game. The postgame interview area at the Petersen Athletic Academic Center is similarly equipped. Media may work in either location but are asked to work in the Petersen location if working more than 90 minutes post-game. The Mackay press box will also serve as a game and media operations location post-game so the Petersen location will likely be a quieter work environment after the conclusion of the press conference.

THE BLITZ

Nevada head coach Brian Polian and two players will be available at the Wolf Pack's Blitz luncheon. Four luncheons will take place throughout the season starting on Sept. 12. The first lunch and lunches on Oct. 10 and Nov. 14 will be held at the Eldorado. There will also be a lunch on Oct. 24 at the Carson Valley Inn. Doors open at 11:30 a.m. and the cost is \$20. This luncheon is open to the media and general public.

PARKING

Media parking permits for gameday are available via the Nevada Communications Office are generally for level two of the West Stadium Parking Complex. Local television satellite trucks have designated parking near the main (southwest) entrance to the stadium. These trucks must be in place at least two hours before game time and cannot leave while crowds are present outside the stadium.



HEAD COACH BRIAN POLIAN (@BrianPolian)



After guiding Nevada to consecutive bowl games and unheralded academic honors, head coach Brian Polian's blueprint for the program continues to yield positive results both on and off the field. Polian enters his fourth season at the helm with optimism for the future and a drive to bring a Mountain West championship to Reno.

Polian has guided Nevada to back-to-back bowl games, continuing the Wolf Pack's elite bowl streak; Nevada is one of 18 teams in the FBS, and one of just four teams from outside the Power Five, to play in 10 bowl games in the past 11 seasons. Nevada won the inaugural 2015 NOVA Home Loans Arizona Bowl in thrilling fashion last season, as Polian guided the team to its fifth bowl win in program history. In three seasons, Polian has led Nevada to 18 wins, two bowl appearances and 21 individual All-Mountain West honors.

Nevada's academic prestige under Polian's guidance has been just as noteworthy. After the bowl victory, Nevada had a program-record 21 student-athletes earn Academic All-Mountain West honors. Senior Jordan Dobrich was inducted to the 2015 NFF National Scholar-Athlete Class, which is the most prestigious scholar-athlete award in college football. Nevada also earned a team GPA of 3.05 in the 2015 spring semester, setting a new team record. Polian has helped guide Nevada to 41 Academic All-MW honors in his tenure.

Excitement surrounds the program for the upcoming season. Nevada will be playing at a newly renovated stadium and returns a talented and veteran squad. Returning from last year's bowl victory are 15 starters and five All-MW players. The Polian era of Nevada football was ushered

in on Jan. 11, 2013 as he became the 25th head coach in program history. At 41 years old, Polian is still one of the youngest head coaches at the FBS level. He brought to Nevada an impressive football pedigree that includes coaching stops at Notre Dame, Stanford and Texas A&M as part of an 18-year coaching career.

In his third season at Nevada, Polian earned his first bowl victory as a head coach, leading the Wolf Pack to a title in the inaugural 2015 NOVA Home Loans Arizona Bowl. It marked Nevada's fifth bowl victory in program history and its first since 2011, while Polian became the fourth Nevada coach all-time to win a bowl game.

Nevada posted a 7-6 overall record with a 4-4 mark in league play in 2015, marking consecutive seasons Polian has led Nevada to a winning record and bowl appearance. Nevada notched nonconference wins against Buffalo and UC Davis before defeating New Mexico, Hawai'i, Fresno State and San Jose State in MW play. Among the season's most memorable highlights were a thrilling Senior Day victory against the Spartans in overtime and a game-winning touchdown with just 66 seconds remaining to win the Arizona Bowl.

Polian led a lethal ground-and-pound offense in 2015, as sophomore James Butler and senior Don Jackson each eclipsed 1,000 yards rushing. Nevada was one of just three teams in the nation with a pair of 1,000-yard rushers, while the Wolf Pack ranked 25th in FBS with 211 rushing yards per game. On defense, Nevada lowered its points allowed average for the second straight season. Senior Ian Seau earned first team All-MW honors, was named MVP of the Arizona Bowl and led the conference with 10 sacks on the season. Polian's decision to play true freshman DB Dameon Baber also paid dividends, as Baber ranked seventh in the nation with six interceptions and earned second team All-MW accolades.

THE POLIAN FILE

COACHING EXPERIENCE

2013 Nevada Head Coach
2012 Texas A&M STC/TEs
2011 Stanford STC/RC/ST
2010 Stanford STC/ST
2008-09 Notre Dame STC
2007 Notre Dame ILB/SP
2006 Notre Dame SP/LB Asst.
2005 Notre Dame SP/DB Asst.
2004 UCF RB/RC
2001-03 Buffalo RB/SP
1999-00 Baylor GA (Def., SP)
1998 Buffalo TE/OL Asst.
1997 Michigan St. GA

EDUCATION

B.A., History, John Carroll Univ., 1997
Master's, Education, Baylor Univ., 2000

PLAYING EXPERIENCE

John Carroll University: Linebacker (1993-96)

RECORD AT NEVADA

Year.....	W-L.....	Conf. W-L.....	Place	Bowl
2013.....	4-8.....	3-5.....	5th	N
2014.....	7-6.....	4-4.....	3rd	Y
2015.....	7-6.....	4-4.....	2nd	Y
2016.....	3-5.....	1-3.....		
Overall..	21-25..	12-16		

MACKAY STADIUM RENOVATIONS



The Nevada athletics department put the finishing touches on an \$11.5 million renovation of Mackay Stadium this summer.

The project, which was approved by the state's Board of Regents in December of 2014, initially began in the summer of 2-15 with the construction of a two-story, 2,800-square foot women's restroom facility that was completed in time for the start of the 2015 season.

The bulk of the renovation project began at the end of the 2015 season and was completed this summer.

The renovation features the addition of an 8,000-square foot stadium club on the west side and the installation of loge boxes, club seats and chairback seating on the east and west sides of the stadium.

The plans also called for new ADA accessible seating areas and the widening of aisles with the installation of handrails to increase safety and fan experience at the stadium.

In terms of seating, the project included 38 new four-seat loge boxes, 238 club seats and 3,880 chairback seats. A new elevator was installed on the west side of the stadium as part of the stadium club project.

The new video board and sound system should enhance the gameday experience for fans in every section of the stadium.

The project has been in the planning stages for more than four years as athletics department officials have worked directly with fan focus groups and analyzed data collected in fan surveys. The additional amenities created new price points for the stadium.

Nevada remains one of the top values in the Mountain West Conference as its most expensive seat is in the bottom half of a comparison of the 12-team league.

Features for 2016

- 4,156 total new seats were added to the stadium, including 2,860 chair backs on the west side and more than 1,000 on the east side, while 7,513 bleacher seats were removed.
- An 8,000 square-foot Stadium Club was constructed and serves as the focal point of hospitality at Mackay. The members-only, full-service hosting area includes a full-service bar and kitchen.

- 38 brand new loge boxes were added to Mackay Stadium.
- Aisles were widened and handrails were installed.
- 12 east side boxes were converted to indoor/ outdoor seating.
- A two-story, 2,800-square foot restroom facility was built in the southwest corner of the stadium and was available for the 2015 season.
- A cutting edge video board and sound system were added, along with graphics ribbon board on the east side.



TALE OF THE TAPE

STATISTIC	NEV (RK.)	UNM (RK.)
Total Off.	369.9 (102)	463.9 (36)
Rushing Off.	169.8 (69)	357.0 (1)
Passing Off.	200.1 (96)	106.9 (127)
Team Pass Eff.	129.7 (73)	123.5 (88)
Scoring Off.	22.5 (110)	38.5 (20)
Total Def.	444.1 (100)	367.9 (36)
Rushing Def.	268.3 (124)	143.4 (42)
Passing Def.	175.9 (12)	224.5 (62)
Def. Pass Eff.	144.9 (113)	145.3 (114)
Scoring Def.	27.5 (65)	32.3 (97)
Turnover Margin/PG	+0.50 (30)	-0.38 (95)
3rd Down Conv.	49.5 (11)	43.4 (39)
4th Down Conv.	62.5 (25)	75.0 (6)
3rd Down Def. Conv.	50.4 (127)	38.3 (60)
4th Down Def. Conv.	61.1 (101)	54.5 (79)
First Downs Off.	175 (62)	169 (74)
First Downs Def.	182 (90)	146 (26)
Red Zone Off.	80.0 (89)	90.0 (29)
Red Zone Def.	88.2 (87)	91.7 (114)
Sacks	1.38 (107)	2.63 (35)
TFL	4.9 (106)	6.0 (58)
Interceptions	2 (127)	4 (104)
Fumbles Recovered	7 (29)	4 (82)
Punting	38.5 (42)	32.5 (126)
Punt Returns/Avg.	5.1 (94)	7.3 (69)
Punt Return Def.	15.0 (120)	10.3 (101)
Kickoff Returns/Avg.	19.5 (89)	24.9 (20)
Kickoff Return Def.	24.9 (114)	25.3 (115)
Penalties YPG	51.6 (53)	60.2 (85)
TOP/PG	28:39 (84)	34:07 (7)

SERIES HISTORY

Nevada leads 3-2-1...

- Nevada record at home: 2-0-1
- Nevada record away: 1-2
- Longest NEV streak: W3 (2011-present)
- Longest UNM streak: W1 (twice)

Oct. 10, 2015	W, 35-17	Reno
Nov. 17, 2012	W, 31-24	Albuquerque
Oct. 15, 2011	W, 49-7	Reno
Dec. 22, 2007	L, 0-23*	Albuquerque
Oct. 31, 1942	T, 0-0	Reno
Nov. 1, 1941	L, 7-26	Albuquerque

GAME NOTES | NEVADA VS. NEW MEXICO | GAME #9

NEVADA WOLF PACK (3-5, 1-3)

Location: Reno, Nev.
 Founded: 1874
 Enrollment: 21,000
 Conf./Div.: Mountain West/FBS
 Ranking (AP/Coaches): --/--
 All-Time Record: 538-472-33
 Bowl Appearances: 15 (5-10)
 Head Coach: Brian Polian
 Career Record: 21-25 (4th season)
 at Nevada: 21-25 (4th season)
 2015 Record: 7-6, 4-4

2016 SCHEDULE (PT)

9/2 CAL POLY W, 30-27 (OT)
 9/10 at No. 18 Notre Dame L, 39-10
 9/17 BUFFALO W, 38-14
 9/24 at Purdue L, 24-14
 10/1 at Hawai'i L, 38-17
 10/8 FRESNO STATE W, 27-22
 10/15 at San José State L, 14-10
 10/22 WYOMING L, 42-34
 11/5 at New Mexico 7:15 p.m.
 11/12 SAN DIEGO STATE 7:30 p.m.
 11/19 UTAH STATE TBA
 11/26 at UNLV TBA

STATISTICAL LEADERS

Passing

Name	C-ATT-INT	YDS	TD
T. Stewart	110-174-3	1,161	9
T. Gangi	31-53-1	404	1

Rushing

NAME	ATT	YDS	AVG./G	TD
J. Butler	172	895	111.9	7
J. Kincaide	46	216	27.0	2
T. Gangi	19	79	13.2	1

Receiving

NAME	NO.	YDS	AVG./G	TD
W. Demps	37	432	54.0	6
J. Butler	26	266	33.2	2
J. Richardson	21	219	27.4	1
H. Henderson	19	194	32.3	1

Defensive

NAME	TKLS	TFL	FF/FR	INT
A. Bertrando	67	3.0	1/1	0
A. Rufus	61	1.0	3/2	0
G. Sewell	49	3.0	0/0	0
D. Baber	44	1.0	2/3	0
M. Reed	41	9.0	3/0	0

NEW MEXICO LOBOS (5-3, 3-1)

Location: Albuquerque, N.M.
 Founded: 1889
 Enrollment: 27,353
 Conf./Div.: Mountain West/FBS
 Ranking (AP/Coaches): --/--
 All-Time Record: 476-580-31
 Bowl Appearances: 12 (3-8-1)
 Head Coach: Bob Davie
 Career Record: 58-60 (10th season)
 at New Mexico: 23-35 (5th season)
 2015 Record: 7-6

2016 SCHEDULE (MT)

9/1 SOUTH DAKOTA W, 48-21
 9/10 at New Mexico State L, 32-31
 9/17 at Rutgers W, 37-28
 10/1 SAN JOSE STATE W, 48-41
 10/7 BOISE STATE L, 49-21
 10/15 vs. Air Force W, 45-40
 10/22 ULM W, 59-17
 10/29 at Hawai'i W, 28-21
 11/5 NEVADA 8:15 p.m.
 11/12 at Utah State TBA
 11/19 at Colorado State TBA
 11/26 WYOMING TBA

STATISTICAL LEADERS

Passing

Name	C-ATT-INT	YDS	TD
A. Apodaca	36-63-2	398	3
L. Jordan	28-54-3	403	4

Rushing

NAME	ATT	YDS	AVG./G	TD
T. Owens	100	821	102.6	5
T. Gipson	65	696	116.0	8
R. McQuarley	76	358	44.8	11

Receiving

NAME	NO.	YDS	AVG./G	TD
D. Gamblin	15	132	16.5	1
M. Quarells	10	146	18.2	1
P. Reed	8	164	20.5	1
Q. Drennan	8	157	19.6	2

Defensive

NAME	TKLS	TFL	FF/FR	INT
D. Cox	46	4.5	1/0	1
N. D'Avanzo	44	5.5	0/1	0
D. Henry	38	2.0	2/0	0
R. Santos	34	1.0	0/0	0
K. Carson	33	4.5	0/0	0

LAST TIME THEY MET

Nevada appeared well on its way to a decisive victory over New Mexico with an 11-point lead as a fourth quarter started. Then, with 14:32 left in the game, the Lobos returned a fumble 77 yards to pull within a score.

The Wolf Pack scored the final two touchdowns of the game, posted a 517-273 advantage in total yards and raced away to a 35-17 victory over the Lobos on for its first Mountain West win of the season. Nevada rushed for a season-high 351 yards with one-hundred yard efforts from former RB Don Jackson and junior James Butler, while senior QB Tyler Stewart accounted for four touchdowns in a dominant display from the Pack.

Sophomore DB Elijah Moody clinched Nevada's victory with his first career interception, picking off a pass at midfield with 1:03 left in the contest.



2016 NEVADA WOLF PACK FOOTBALL — GAME NOTES



	Date	Opponent	Result	TV	Series	Att.	Length	Note
	9/2	CAL POLY	W,30-27(OT)	Mountain West Network	NV, 7-3	19,138	3:20	Butler's TD in OT lifted Pack to W
	9/10	at #18 Notre Dame	L, 39-10	NBC	ND, 2-0	80,795	3:25	Kincaide scored first career TD in loss
	9/17	BUFFALO	W, 38-14	Campus Insiders/MWN	NV, 3-0	20,457	3:16	Butler rushed for career-best three TDs
	9/24	at Purdue	L, 24-14	ESPNNews	PUR, 1-0	41,607	3:03	Late TD pushed Purdue past Pack
	10/1	at Hawai'i	L, 38-17	Oceanic PPV (Hawai'i only)	NV, 12-9	23,503	3:19	21-point 3rd quarter gave Hawai'i the edge
	10/8	FRESNO STATE	W, 27-22	ESPN3	FS, 27-20-1	22,411	3:18	Demps' hauled in 3 TD catches
	10/15	at San José State	L, 14-10	CBS Sports Network	NV, 19-9-2	15,161	3:17	SJSU's late TD sealed the win
	10/22	WYOMING	L, 42-34	ESPN2	WYO, 4-3	18,877	3:35	Gangi throws for 300 in lossdc
	11/5	at New Mexico	7:21 p.m.	ESPNU	NV, 3-2-1	n/a	n/a	Will be just the seventh meeting
	11/12	SAN DIEGO STATE	7:30 p.m.	CBS Sports Network	SDSU, 5-3	n/a	n/a	Aztecs picked to win the West
	11/19	UTAH STATE	TBA	ESPN Networks	NV, 17-6	n/a	n/a	Senior day
	11/26	at UNLV	TBA	ESPN Networks	NV, 24-17	n/a	n/a	Won last 9 of 11 in series

LAST TIME OUT

With the bye in week nine, you have to go back to Oct. 22 for the Wolf Pack's last time out. Nevada played a back and forth affair with Wyoming but a late rally fell short as the Cowboys defeated the Pack 42-34.

Sophomore QB Ty Gangi replaced an injured Tyler Stewart in the first quarter and threw for 300 yards on 27 completions. He found the hands of nine different receivers, including junior Wyatt Demps who hauled in eight catches for 97 yards and senior Hasaan Henderson who made seven receptions for 89 yards.

A high-scoring third quarter - in which each team put two touchdowns on the board - led to a tight fourth quarter before the Cowboy rushing attack nearly put the game out of reach for Wyoming. Brian Hill got Wyoming deep in Nevada territory and Josh Allen put the game out of reach with the Cowboys' fifth rushing TD of the night. A late touchdown run by James Butler pulled Nevada within one score, and the Wolf Pack recovered an onside kick with less than a minute to go. But a Cowboy interception ended the rally.

SERIES HISTORY

It's been a short lived and tight series between the Wolf Pack and Lobos. The two teams have played one another just six times with Nevada having the edge, 3-2-1. The first meeting occurred in 1941, a 26-7 loss for the Pack. Nevada is currently on a three-game win streak against the Lobos that dates back to the 2011 season. Last year in Reno, the Pack pulled away late to take the 35-17 victory.

BOY OH BOY

Senior punter Alex Boy launched a career-long punt during the Cal Poly game, a 71-yard punt in the third quarter that started the next Cal Poly drive from the 20. For the year he has punted 35 times and is averaging 45.4 yards per punt, which ranks 11th in the nation and is first in the Mountain West.

- For his career, Boy now has 6,934 career punting yards, passing David Heppe (6,649) for third all-time. He trails Bret Dales for second by 1,033 yards. The all-time mark in career punting yards is 10,652 set by Derek Jones (2000-03).

- Boy's 2,732 punting yards last season is the third-most in a single season in Nevada program history. The all-time best single season mark for punting yards is 3,331, captured by Tom Kolesar in 1974.

CAREER PUNTING AVG. LEADERS AT NEVADA (ALL-TIME)

Rk	Player	Years Active	Avg.
1	Chase Tenpenny	2012-13	44.0
2	Armando Avina	1993-94	43.8
3	Alex Boy	2014-present	43.6
4	Tom Kolesar	1973-74	43.1
5	Brad Langley	2008-10	42.6

CAREER STARTS

Individual

Player	Starts	Consecutive
Dameon Baber (DB)	18	18
Alex Bertrando (LB)	13	7
James Butler (RB)	9	9
Austin Carrow (TE)	8	--
Andrew Celis (WR)	2	--
Patrick Choudja (DE)	6	--
Austin Corbett (OL)	33	32
Wyatt Demps (WR)	12	5
Daren Echeveria (OL)	2	--
Jarred Gipson (TE)	40	21
Nathan Goltry (OL)	21	21
Hasaan Henderson (WR)	25	1
Jacob Henry (OL)	21	21
L.J. Jackson (LB)	2	--
Nakita Lealao	3	3
Kendall Johnson (DB)	22	13
Jaxson Kincaide (RB)	1	--
Sean Krepisz (OL)	6	2
Jeremy Macauley (OL)	31	14
Kalei Meyer (DT)	2	--
Elijah Mitchell (DB)	23	7
Ahki Muhammad (WR)	4	--
E.J. Muhammad (DB)	1	--
Austin Paulhus	2	2
Malik Reed (DE)	9	8
Jerico Richardson (WR)	32	5
Asauni Rufus (DB)	20	11
Korey Rush (DT)	8	1
Jaden Sawyer (LB)	8	1
Brandon Scott	1	1
Hausia Sekona	2	2
Gabe Sewell (LB)	8	8
Jordan Silva	3	3
Tyler Stewart (QB)	22	21



2016 NEVADA WOLF PACK FOOTBALL — GAME NOTES



NEVADA WHEN ...

	2016 Season	Under Polian
At home.....	3-1.....	14-8
On road.....	0-4.....	7-16
In overtime.....	1-0.....	2-1
Coming off a loss.....	2-2.....	11-9
Coming off a win.....	0-3.....	6-13
Coming off a bye.....	0-0.....	2-1
On grass field.....	0-1.....	0-6
On artificial surface.....	3-4.....	21-19
Playing a Top 25-ranked team.....	0-1.....	0-6
Playing during day.....	1-2.....	8-13
Playing at night.....	2-3.....	12-12
When on TV.....	0-5.....	7-16
-Pac-12 Networks.....	0-0.....	0-2
-CBS Sports.....	0-1.....	3-6
-ESPN networks.....	0-2.....	5-8
-ROOT Sports.....	0-0.....	0-1
-Other.....	0-2.....	3-3
When on MW Network.....	2-0.....	10-2
When on ESPN3.....	1-0.....	2-2
Scoring first.....	2-1.....	13-7
Opponent scores first.....	1-4.....	8-18
Leading after first.....	3-1.....	13-5
Trailing after first.....	0-2.....	7-15
Tied after first.....	0-2.....	3-4
Leading at halftime.....	3-1.....	14-6
Trailing at halftime.....	0-4.....	7-19
Tied at halftime.....	0-0.....	0-0
Leading after third.....	3-0.....	15-3
Trailing after third.....	0-5.....	6-21
Tied after third.....	0-0.....	0-1
Leading in rushing yards.....	1-0.....	16-3
Opponent leads in rushing.....	2-5.....	5-22
Producing a 100-yard rusher.....	3-1.....	18-8
Producing two 100-yard rushers.....	0-0.....	5-1
Allowing a 100-yard rusher.....	2-5.....	5-21
Leading in passing yards.....	2-2.....	7-12
Opponents leads in passing.....	1-3.....	14-13
Producing a 300-yard passer.....	0-1.....	2-4
Allowing a 300-yard passer.....	0-1.....	5-6
Leading in total yards.....	1-0.....	9-5
Opponent leads in total yards.....	2-5.....	9-20
Forcing more turnovers.....	2-2.....	15-7
Opponent forces more turnovers.....	0-2.....	1-8
Tied in turnovers forced.....	0-1.....	5-9
Winning time of possession.....	1-1.....	13-14
Committing more penalties.....	1-2.....	9-9
Committing fewer penalties.....	2-3.....	10-10
Committing the same # of penalties.....	0-0.....	3-5
Game decided by 1-3 points.....	1-0.....	4-0
Game decided by 4-7 points.....	1-1.....	3-11
Game decided by more than 7 pts.....	1-4.....	14-14
Scoring 0-19 points.....	0-4.....	0-10
Scoring 20-29 points.....	1-0.....	7-11
Scoring 30-39 points.....	2-1.....	11-2
Scoring 40-plus points.....	0-0.....	3-2
Allowing 0-19 points.....	1-1.....	12-2
Allowing 20-29 points.....	2-1.....	6-5
Allowing 30-plus points.....	0-2.....	2-8
Allowing 40-plus points.....	0-1.....	1-10
Scoring a TD via defense/ST.....	0-0.....	5-2
Allowing a TD via defense/ST.....	0-0.....	1-5
Uniforms (Jersey/Pants)		
• Blue/White.....	0-0.....	10-6
• White/White.....	0-2.....	2-5
• White/Silver.....	0-2.....	3-9
• Silver/Silver.....	0-0.....	1-3
• Silver/White.....	0-0.....	2-0
• Blue/Silver.....	3-1.....	3-2

TAKE THE REIGNS

With the news of a season-ending shoulder injury to starting QB Tyler Stewart, which he suffered in the first quarter against Wyoming, sophomore Ty Gangi has been named the Wolf Pack's starter heading into New Mexico. Gangi saw a lot of minutes after filling in for Stewart and nearly rallied the Pack to victory. In his first piece of extended action, Gangi threw for 300 yards on 27 completions, threw his first career touchdown pass and ran for another. He was the first Nevada quarterback to throw for 300 yards since Cody Fajardo threw for 306 on Oct. 4, 2014 against Boise State.

'PETTIT' THROUGH THE UPRIGHTS

Redshirt freshman kicker Spencer Pettit connected on a career-long 45-yard field goal that put Nevada on the board in the second quarter against Wyoming. The 45-yard field goal was also a season-long for Nevada. He finished 2-of-3 on field goal attempts, hitting from 45 and 44, but missed from 37. He is 3-of-4 to begin his Wolf Pack tenure.

BALL SECURITY

A hallmark in the Polian era has been ball security and the same has been true so far in 2016. Entering this week, Nevada is 30th in the nation in turnover margin at +0.50 per game. That mark puts the Pack third in the conference. The Pack is one of just two teams nationally that has lost one fumble and it ranks second nationally in turnovers lost with just five. Last year, Nevada was 15th in the nation in turnover margin (21-12, +0.69). In 2014, Nevada was 11th in that category (27-16, +0.85) and also led the conference. In Polian's first season in 2013, Nevada was 23rd nationally in turnover margin (18-11, +0.58).

GET IT TO JERICO

It has been quite sometime since senior WR Jerico Richardson did not catch a pass in a game. To be exact it was Oct. 18, 2014 at BYU when Richardson did not register a reception. That is a string of 27 consecutive games with at least one reception, which is tied for 24th-longest in the nation. Excluding his freshman season there have only been two games where Richardson did not record a reception (Oct. 18, 2014 at BYU and Sept. 5, 2014 vs. Washington State). Richardson is currently third on the team with 21 receptions and 219 receiving yards.

BUTLER KEEPS CLIMBING

During Nevada's 27-22 win over Fresno State, junior RB James Butler entered the top 10 in career rushing yards at Nevada. He passed both John Vicari and Anthony Corley and is currently ninth all-time with 2,872 yards. Butler finished the game with 175 rushing yards on a career-high 37 carries. With a good performance this weekend at New Mexico he could jump into eighth, needing 142 yards to tie Luke Lippincott and 128 to reach 3,000 for his career.

CAREER RUSHING LEADERS AT NEVADA (ALL-TIME)

Rk	Player	Years Active	Yards
1.....	Frank Hawkins.....	1977-80.....	5,333
2.....	Vai Taua.....	2007-10.....	4,588
3.....	Charvez Foger.....	1985-88.....	4,484
4.....	Chris Lemon.....	1996-99.....	4,246
5.....	Colin Kaepernick.....	2007-10.....	4,112
6.....	Chance Kretschmer.....	2001-04.....	3,782
7.....	Cody Fajardo.....	2011-14.....	3,482
8.....	Luke Lippincott.....	2005-09.....	3,014
9.....	James Butler.....	2014-present.....	2,872
10.....	Anthony Corley.....	1980-83.....	2,677
11.....	John Vicari.....	1977-80.....	2,539
12.....	B.J. Mitchell.....	2002-05.....	2,395
13.....	Don Jackson.....	2013-15.....	2,371
14.....	Stefphon Jefferson.....	2010-12.....	2,338
15.....	Otto Kelley.....	1981-83.....	2,284

MORE ABOUT BUTLER?

It's no secret that junior RB James Butler is becoming one of the top rushers in the league, he has the statistics to prove it. Here is a breakdown of how Butler shapes up around not only the conference, but the nation as well:

Statistic..... Value..... National Rank..... Conference Rank

All-purpose.....	145.1.....	20.....	5
Rush yards per carry.....	5.20.....	80.....	12
Rushing TDs.....	7.....	50.....	8
Rushing yards.....	895.....	17.....	4
Rush yards per game.....	111.9.....	18.....	5

THE SILVA LINING

For sophomore DE Jordan Silva, joining the starting defensive lineup has been a blessing in disguise. Silva has started the last three contests and has totaled 14 tackles, three of which were for a loss and a pass break up. His six tackles at San Jose State and 2.0 TFL were both career-high marks. He recorded his second sack of the season during the last game against Wyoming.



WOLF PACK'S BOWL STREAK AMONG THE NATION'S ELITE



- Nevada, Boise State, BYU and Navy are the only teams from outside the power five conferences to have advanced to 10 bowl games in the past 11 seasons.
- Overall, Nevada is one of 16 teams in FBS to have advanced to 10 bowl games in the past 11 years (list below).
 - Mountain West: Nevada, Boise State
 - Independent: BYU
 - American Athletic Conference: Navy
 - ACC: Virginia Tech, Clemson, Florida State
 - Big Ten: Ohio State, Wisconsin
 - SEC: Florida, Georgia, LSU, Alabama
 - Big 12: TCU, West Virginia, Oklahoma, Oklahoma State
 - Pac-12: Oregon

HENDERSON APPROACHING 2,000 CAREER YARDS RECEIVING

Senior WR Hasaan Henderson is closing in on eclipsing 2,000 receiving yards for his career. He had his best game of the season against Wyoming, catching seven passes for 89 yards, all season high numbers. With those 89 yards he moved to within five yards of tying Treamelle Taylor for 17th all-time in receiving yards. He now needs just 160 receiving yards to reach 2,000 for his Wolf Pack career.

CAREER RECEIVING YARDS LEADERS AT NEVADA (ALL-TIME)

Rk	Player	Years Active	Yards
16	Damond Wilkins	1995-96	1,873
17	Treamelle Taylor	1989-90	1,845
18	Hasaan Henderson	2013-present	1,840
19	Tim Fleming	2000-03	1,749
20	Michael Stephens	1992-93	1,699

THE RUFUS ON FIRE

Sophomore FS Asauni Rufus may not have the flashy interception stats to his credit thus far, but he has been quietly wreaking havoc on opposing offenses. Rufus got in on a season-high 11 tackles against Wyoming to lead the team. Rufus was the cause of two fumbles by the Purdue offense in week four. He now ranks in the top 35 in the nation in solo tackles, averaging 5.3 per game, which is fourth in the conference. More impressive are his three forced fumbles this season, 15th-most in the country. His two recovered fumbles has him ninth in the nation. He enters week 10 as the team's second-best tackler with 61 total.

OPPOSING OFFENSES, MEET MALIK REED

Sophomore DE Malik Reed is on a tear since the start of conference play and is not making it easy for opposing offenses. Reed forced a fumble for a second straight game against Fresno State and has recorded a sack in four straight games now. He ranks in the top 15 in the nation with teammate Asauni Rufus in forced fumbles. In the past three games, Reed has recorded 30 total tackles, 23 of which were unassisted, 7.0 tackles for loss, 5.0 sacks and forced three fumbles.

FUMBLE!

The Nevada defense is quickly becoming one of the most potent in terms of causing fumbles and recovering them. The Wolf Pack has caused 13 fumbles through eight games, which is the most by a Mountain West team this season. With those 13 causes, the Pack has recovered seven of them which is tied for the most in the league.

DEMPS CONTINUES TO SHINE

Junior Wyatt Demps continues to shine in his starring role at wide receiver. Demps set career-highs in a slew of categories against Fresno State including receptions (9), receiving yards (124) and receiving touchdowns (3). His performance against Wyoming nearly matched those as he hauled in eight catches for 97 yards. He leads the team with 37 catches for 432 yards. He has become a reliable target for Wolf Pack quarterbacks with six touchdown catches, which is 28th in the nation and second in the conference.

LINEBACKING CORE

The linebacking core for Nevada went through many changes in the offseason with the departure of Jordan Dobrich, Matthew Lyons and Bryan Lane Jr. It seems like the new crop of starters at linebacker haven't missed a beat however. Senior LB Alex Bertrando currently leads the team and ranks in the top 25 in the nation with 9.6 total tackles per game. He established a new career-high with 14 total tackles against Fresno State. Additionally Bertrando's 5.1 solo tackles per game is 50th-best in the nation and ranks fifth in the Mountain West.

MILESTONE GAMES

100-YARD RUSHERS (Att.-Yards)

James Butler (14)

15-103	vs. San Diego State	Nov. 1, 2014
11-116	at UNLV	Nov. 29, 2014
17-107	at Texas A&M	Sept. 19, 2015
16-177	at Buffalo	Sept. 26, 2015
21-145	vs. New Mexico	Oct. 10, 2015
28-134	vs. Hawai'i	Oct. 24, 2015
18-122	at Fresno State	Nov. 5, 2015
16-119	vs. San Jose State	Nov. 14, 2015
17-139	at Utah State	Nov. 21, 2015
24-189	vs. Colorado State	Dec. 29, 2015
21-123	vs. Cal Poly	Sept. 2, 2016
28-174	vs. Buffalo	Sept. 17, 2016
21-168	at Hawai'i	Oct. 1, 2016
37-175	vs. Fresno State	Oct. 8, 2016

100-YARD RECIEVERS (Rec.-Yards)

Hasaan Henderson (4)

10-110	at Colorado State	Nov. 9, 2013
7-141	vs. Boise State	Oct. 4, 2014
8-112	at Wyoming	Oct. 17, 2015
5-136	at Fresno State	Nov. 5, 2015

Jerico Richardson (3)

13-177	vs. Southern Utah	Aug. 30, 2014
10-122	vs. Colorado State	Oct. 11, 2014
9-121	vs. New Mexico	Oct. 10, 2015

Wyatt Demps (1)

9-124	vs. Fresno State	Oct. 8, 2016
-------	------------------	--------------

300-YARD PASSERS (Att.-Comp.-Yards)

Ty Gangi (1)

300	vs. Wyoming	Oct. 22, 2016
-----	-------------	---------------

OVERTIME

Nevada is 6-6 all-time in its FBS history when it comes to overtime games. The school's history in overtime games includes being part of the first-ever overtime game in FBS (I-A) history – the 1995 Las Vegas Bowl.

Nevada's Overtime History (FBS)

Sept. 2, 2016	vs. Cal Poly	W, 30-27
Nov. 14, 2015	vs. San Jose State	W, 37-34
Nov. 15, 2014	at Air Force	L, 45-38
Oct. 4, 2013	vs. San Diego State	L, 51-44
Oct. 20, 2012	vs. San Diego State	L, 39-38
Oct. 6, 2012	vs. Wyoming	W, 35-28
Nov. 26, 2010	vs. Boise State	W, 34-31
Oct. 14, 2007	at Boise State	L, 69-67 (4OT)
Dec. 24, 2005	vs. UCF*	W, 49-48
Oct. 23, 2004	vs. Tulsa	W, 54-48
Oct. 20, 2001	at Rice	L, 33-30
Dec. 14, 1995	vs. Toledo^	L, 40-37

* -- Hawai'i Bowl; ^ -- Las Vegas Bowl



NEVADA PLAYERS OF THE WEEK

The Nevada coaching staff names players of the week after each Wolf Pack victory. Listed below will be Nevada's 2016 players of the week following regular season victories.

Nevada 30, Cal Poly 27 (OT)

- Off. POTW: Tyler Stewart
- Def. POYW: Alex Bertrando, Dameon Baber
- ST POTW: Lucas Weber
- Basalite Big Blocker: Jeremy Macauley
- Off. Scout POTW: Tucker Melcher
- Def. Scout POTW: Kameron Toomer

Nevada 38, Buffalo 14

- Off. POTW: James Butler
- Def. POYW: Jaden Sawyer
- ST POTW: Alex Bertrando
- Basalite Big Blocker: The Union (offensive line)
- Off. Scout POTW: Jake Herron
- Def. Scout POTW: Kameron Toomer

Nevada 27, Fresno State 22

- Off. POTW: James Butler, Wyatt Demps
- Def. POYW: Malik Reed
- Basalite Big Blocker: Jeremy Macauley
- Off. Scout POTW: Isaiah Hamilton
- Def. Scout POTW: Jacob Drahos

Nevada, New Mexico

Nevada, San Diego State

Nevada, Utah State

Nevada, UNLV

EXPLOSIVE PLAYS

Explosive plays are defined as rushes of at least 15 yards and pass completions of at least 20 yards.

Date	Game	Result	Explosive Plays
9/2	Cal Poly	W, 30-27	7
9/10	Notre Dame	L, 39-10	4
9/17	Buffalo	W, 38-14	6
9/24	Purdue	L, 24-14	1
10/1	Hawai'i	L, 38-17	6
10/8	Fresno State	W, 27-22	4
10/15	San Jose State	L, 14-10	4
10/22	Wyoming	L, 42-34	6

MITCHELL TAKING KICKOFFS

Senior CB Elijah Mitchell did not play in week one but has been the one to field kickoffs ever since. Mitchell totaled 85 kickoff return yards against Wyoming on three returns, which gave him 1,305 career kickoff return yards for his career. He posted his second-longest return of the year in the third quarter, a 41-yard return. He needs 34 kickoff return yards on Saturday to tie Paul Williams for third.

CAREER KICKOFF RETURN YARDS LEADERS AT NEVADA (ALL-TIME)

Rk	Player	Years Active	Yards
1	Mike Ball	2009-11	1,695
2	Kendall Brock	2011-14	1,503
3	Paul Williams	1975-77	1,339
4	Elijah Mitchell	2013-present	1,305
5	Dwayne Sanders	2006-09	1,174
6	Ronnie Hardiman	2000-03	1,148
7	Alex Van Dyke	1994-95	1,034

OH BABER!

When you rank second in the nation in anything, that's pretty good. Nevada's starting sophomore SS Dameon Baber is near the top of the list in fumbles recovered, scooping up three. He shot to the top following the Purdue weekend after recovering two fumbles during that game. He has also forced two fumbles this year, stripping his second against Fresno State. Baber is the team's fourth-best tackler, averaging 5.5 tackles per game.

PACK'S TOP FIVE MARKS IN THE MOUNTAIN WEST

Nevada ranks in the top five in the Mountain West in the following statistical categories; 3rd down conversion percentage (1st, 49.5), 4th down conversion percentage (3rd, 62.5), completion percentage (3rd, 60.4), fewest penalties (5th, 43), fumbles lost (1st, 1), fumbles recovered (1st, 7), net punting (5th, 38.5), passes had intercepted (2nd, 4), passing yards allowed (2nd, 175.9), scoring defense (5th, 27.5), turnover margin (3rd, +0.50), turnovers lost (1st, 5).

ZUZO AMONG NEVADA'S BEST

Senior PK Brent Zuzo's career at Nevada has been one of the best. He is ranked in the top five in a couple of all-time categories.

• Zuzo's 49 made field goals rank fifth in Pack history. Zuzo is one made FGs away from matching Damon Fine (2001-04) for fourth in program history.

• Zuzo passed Damon Shea for fourth in career kick scoring at Nevada in week six against Fresno State. His three extra points gave him 277 points in his career. He needs 23 points to tie Tony Zendejas for third.

CAREER FIELD GOAL LEADERS AT NEVADA (ALL-TIME)

Rk	Player	Years Active	FGs
1	Marty Zendejas	1984-87	72 of 90
2	Tony Zendejas	1981-83	70 of 86
3	Brett Jaekle	2005-08	50 of 64
4	Damon Fine	2001-04	50 of 75
5	Brent Zuzo	2013-present	49 of 62

CAREER KICK SCORING LEADERS AT NEVADA (ALL-TIME)

Rk	Player	Years Active	Pts.
1	Marty Zendejas	1984-87	367
2	Brett Jaekle	2005-08	361
3	Tony Zendejas	1981-83	300
4	Brent Zuzo	2013-present	277
5	Damon Shea	1995-97	274

YOUTHFUL DEFENSE

At the heart of the Wolf Pack defense is a fairly young lineup. Between the front seven lie two seniors and the other four consist of one junior, three sophomores and one redshirt freshman. The defensive backfield starters include one senior, one junior and two sophomores. Aside from Alex Bertrando, the team's leading tackler and a senior, the following three leading tacklers on the team are Gabe Sewell, a redshirt freshman, Dameon Baber and Asauni Rufus, both sophomores.

EXPLOSIVE PLAYS

Nevada's offense posted six explosive plays (20+ yard passes, 15+ yard rushes) during the loss to Wyoming in week eight. The team registered three pass plays of 20 or more yards and three run plays of more than 15 yards. Both the long run play and long pass play of the game involved sophomore QB Ty Gangi. Gangi scampered 17 yards up the middle in the second quarter for Nevada's first touchdown of the game. Later, he found senior TE Jarred Gipson in the endzone for a 27-yard strike.



DEPTH CHART NOTES (Full Depth: Pg. 11)

- The most prominent change on the Nevada depth chart for week nine is sophomore Ty Gangi as the No. 1 quarterback. Gangi replaces senior Tyler Stewart who will miss the rest of the season with a shoulder injury. Gangi subbed in for Stewart in the last game against Wyoming and threw for 300 yards with 27 completions, a passing touchdown and a rushing touchdown.
- Four of the five members of The Union have started in all eight games this season (RT Austin Corbett, C Nathan Goltry, LG Jeremy Macauley and LT Jacob Henry).
- Junior LB Austin Paulhus, who got his second career start against Wyoming, recorded a career-best 10 total tackles in that game.

SPREAD THE WEALTH

When you have a receiving corps as deep as Nevada's, why not get everyone involved. That's what Nevada quarterbacks have done through seven games this season. In the opener against Cal Poly senior QB Tyler Stewart found the hands of nine different receivers, which was the most receivers to catch a pass in a game in the Brian Polian era and the most since Sept. 8, 2012 versus South Florida. Against Wyoming sophomore QB Ty Gangi threw to nine different receivers as well. All together 11 players have caught at least one pass this season.

Game	# of receivers
Cal Poly	9
Notre Dame	6
Buffalo	8
Purdue	6
Hawai'i	8
Fresno State	5
San Jose State	6
Wyoming	9

COACHING STAFF

Brian Polian remains at the helm of the program, but there are several new faces to the Wolf Pack football coaching staff. Tim Cramsey joins as the offensive coordinator and quarterbacks coach from Montana State. Marc Nudelberg is on staff as the special teams coordinator and running backs coach from Florida. Jonathan Himebauch will be the team's offensive line coach this season coming from two seasons in the Canadian Football League. The team also has four new graduate assistants, Jeff Nady, Alec Drudi, Jody Owens and John Landwehr.

STRENGTH OF SCHEDULE

The Wolf Pack's 2016 schedule consists of five teams that advanced to bowl games last season; Notre Dame, Fiesta Bowl; San Jose State, AutoNation Cure Bowl; New Mexico, Gildan New Mexico Bowl; San Diego State, Hawai'i Bowl; Utah State, Idaho Potato Bowl.

CAREER ACTIVE LEADERS

Offense

Rushing yards	
James Butler	2,872
Jaxson Kincaide	216
Rushing attempts	
James Butler	519
Jaxson Kincaide	46
Rushing touchdowns	
James Butler	22
Jaxson Kincaide	2
Passing attempts	
Ty Gangi	53
Hunter Fralick	3
Passing completions	
Ty Gangi	31
Passing yards	
Ty Gangi	404
Passing touchdowns	
Ty Gangi	1
Andrew Celis	1
Receiving yards	
Hasaan Henderson	1,840
Jerico Richardson	1,646
Wyatt Demps	721
Jarred Gipson	703
Receptions	
Jerico Richardson	148
Hasaan Henderson	145
Jarred Gipson	70
Wyatt Demps	68
Receiving touchdowns	
Hasaan Henderson	10
Jarred Gipson	10
Jerico Richardson	9
Wyatt Demps	6
Total offense	
James Butler	2,872
All-purpose yards	
James Butler	3,195
Jerico Richardson	1,861
Hasaan Henderson	1,849
Elijah Mitchell	1,300
Total points scored	
Brent Zuzo	277
James Butler	144
Jerico Richardson	66
Hasaan Henderson	62
Jarred Gipson	60
Wyatt Demps	36
Total touchdowns accounted for	
James Butler	24
Jerico Richardson	11
Hasaan Henderson	10
Jarred Gipson	10
Wyatt Demps	6

In memory of Marc Ma (1995-2016)



Tragically this summer, the Wolf Pack football family lost one of its own when Marc Ma lost his life in an accident at Lake Tahoe. Ma, 20, was a sophomore defensive end for the Wolf Pack. A native of Honolulu, Ma graduated from Iolani High School with all-state honorable mention honors prior to joining Nevada. Ma redshirted last season. The jersey number 59 will not be worn by any member of the team for three more seasons.



CAREER ACTIVE LEADERS

Defense/Special Teams

Kick returns

Elijah Mitchell.....	53
Jerico Richardson.....	10
Andrew Celis.....	2
Ahki Muhammad.....	2

Kick return yards

Elijah Mitchell.....	1,305
Jerico Richardson.....	210
Andrew Celis.....	36
Ahki Muhammad.....	16

Punt returns

Andrew Celis.....	20
-------------------	----

Punt return yards

Andrew Celis.....	188
-------------------	-----

Interceptions

Dameon Baber.....	6
Kendall Johnson.....	2
Jaden Sawyer.....	2
Elijah Moody.....	1
Asauni Rufus.....	1
Elijah Mitchell.....	1

Total Tackles

Asauni Rufus.....	166
Alex Bertrando.....	157
Dameon Baber.....	109
Kendall Johnson.....	97
Elijah Mitchell.....	93
Malik Reed.....	59
Patrick Choudja.....	53
Gabe Sewell.....	49

Tackles for loss

Malik Reed.....	12.5
Alex Bertrando.....	8.5
Patrick Choudja.....	6.0
Jaden Sawyer.....	4.0

Sacks

Malik Reed.....	5.0
Korey Rush.....	2.0
Patrick Choudja.....	2.0
Jarid Joseph.....	2.0
Jordan Silva.....	2.0

Fumbles forced

Asauni Rufus.....	4
Malik Reed.....	3
Dameon Baber.....	2
Alex Bertrando.....	2
Randy Uzoma.....	2
Patrick Choudja.....	2
Jaden Sawyer.....	1
Elijah Moody.....	1
Kendall Johnson.....	1
Jarid Joseph.....	1

Fumbles recovered

Dameon Baber.....	3
Alex Bertrando.....	3
Asauni Rufus.....	2
Elijah Moody.....	1
Jordan Silva.....	1
Randy Uzoma.....	1
Travis Wilson.....	1

Pass breakups

Elijah Mitchell.....	11
Kendall Johnson.....	8
Jaden Sawyer.....	4
Dameon Baber.....	2

2016 Nevada Football Coaching Staff (game day locations)

Brian Polian, head coach, 4th season (field)
Lester Erb, WRs, 4th season (field)
Scott Boone, DC/LBs, 3rd season (press box)
Mike Bradeson, Recruiting Cord./Safeties, 13th season (field)
Tim Cramsey, OC/QBs, 1st season (press box)
Marc Nudelberg, STC/RBs, 1st season (field)
Bill Teerlinck, DL, 4th season (field)
Jonathan Himebauch, OL, 1st season (field)
Cheston Blackshear, TEs, 4th season (press box)
Ricky Thomas, DBs, 4th season (field)
Jeff Nady, Graduate Assistant - offense (press box)
Alec Drudi, Graduate Assistant - offense (field)
John Landwehr, Graduate Assistant - defense (press box)
Jody Owens, Graduate Assistant - defense (field)

TEAM CAPTAINS

The Wolf Pack named senior LB Alex Bertrando, junior RB James Butler, junior OL Austin Corbett and sophomore DE Malik Reed its team captains for the 2016 season in a vote by players. Bertrando is a three-time academic all-Mountain West honoree and earned a starting job at linebacker. Butler was named to multiple preseason honor lists and was a 1,000 yard rusher last season. Corbett anchored the offensive line as a sophomore and was named to the Outland Trophy watch list. Reed played in all 13 games last season and will start at defensive end.

TWO-DEEPS CLASS BREAKDOWN

The Wolf Pack's depth chart on offense and defense consists of: 11 seniors, 11 juniors, 17 sophomore, six redshirt freshman and one true freshman.

WINNING SEASONS

Nevada has posted winning seasons in six out of its past seven campaigns.

PROGRAM HISTORY

Nevada is in its 110th season of collegiate football, seeking win No. 539 in the program's strong history. The Wolf Pack sports an all-time record of 538-472-33 (.553). Since joining the FBS in 1992, Nevada is 162-138 overall and 104-72 in conference play.

NEVADA TABBED FOR SECOND PLACE FINISH IN WEST DIVISION

The conference coaches voted Nevada to finish second in the MW West Division in the pre-season All-MW poll. The Wolf Pack earned 129 points, finishing ahead of San José State, Fresno State, UNLV and Hawai'i. Reigning conference champions San Diego State earned all 29 first place votes and 174 points overall to lead the West Division. Boise State earned 27 first place votes and was predicted to finish first in the Mountain Division. Air Force garnered two first place votes was picked second.

West Division

1..... San Diego State (29).....	174
2..... Nevada.....	129
3..... San José State.....	122
4..... Fresno State.....	76
5..... UNLV.....	73
6..... Hawai'i.....	35

Mountain Division

1..... Boise State (27).....	172
2..... Air Force (2).....	126
3..... Utah State.....	111
4..... Colorado State.....	95
5..... New Mexico.....	74
6..... Wyoming.....	31

WOLF PACK RADIO COVERS THE SILVER STATE

The Wolf Pack Radio Network has added additional affiliates throughout the state and expanded its football pre-game show to 90 minutes this season. The show will break down the day's game, featuring interviews with Polian, Wolf Pack players and analysis of the Wolf Pack's opponents. Nevada play-by-play voice Ryan Radtke will host the pre-game show and will be joined by analyst Kevin Grimes.

Wolf Pack radio can be heard on the following stations:

- Reno - KUUB, 94.5 FM
- Reno - KPLY, 630 AM
- Carson City - KUUB, 94.3 FM
- Elko - KZBI, 94.5 FM
- Ely - KELY, 1230 AM
- Las Vegas - KBAD, 920 AM
- Winnemucca - KWNA, 1400 AM
- Yerington - KSVL, 92.3 FM
- NevadaWolfPack.com



2016 NEVADA WOLF PACK FOOTBALL — DEPTH CHART



Offense

Pos. ... #	Name	Ht.	Wt.	Class	Hometown (Last School)
T 73	Austin Corbett	6-4	300	Jr.	Sparks, Nev. (Reed HS)
65	Clifford Porter	6-5	295	RS-Fr.	Reno, Nev. (Hug HS)
G 64	Sean Krepesz	6-5	320	So.	Riverside, Calif. (Riverside C.C.)
-or- 63	Daren Echeveria	6-4	290	So.	Antelope Valley, Calif. (Antelope Valley HS)
C 62	Nathan Goltry	6-2	300	Sr.	Rancho Cucamonga, Calif. (Chaffey College)
74	Ilya Lopez	6-3	285	Jr.	Moraga, Calif. (CC of San Francisco)
G 72	Jeremy Macauley	6-1	300	Sr.	Sparks, Nev. (Reed HS)
53	Tyler Rosentreter	6-5	310	Jr.	Rohnert Park, Calif. (Santa Rosa JC)
T 79	Jacob Henry	6-4	295	Sr.	Lemoore, Calif. (Lemoore Union HS)
65	Clifford Porter	6-5	295	RS-Fr.	Reno, Nev. (Hug HS)
TE 47	Jarred Gipson	6-1	240	Sr.	Houston, Texas (Cypress Creek HS)
45	Austin Carrow	6-3	245	Sr.	Novato, Calif. (Novato HS)
X 19	Wyatt Demps	6-4	200	Jr.	Elk Grove, Calif. (Pleasant Grove HS)
12	Hasaan Henderson	6-5	220	Sr.	Las Vegas, Nev. (Las Vegas HS)
-or- 2	Dominic Christian	6-1	200	RS-Fr.	Chicago, Ill. (Hales Franciscan HS)
F 83	Andrew Celis	5-11	190	So.	San Quentin, Calif. (Marin Catholic HS)
3	Ahki Muhammad	5-9	185	So.	East Palo Alto, Calif. (James Logan HS)
Z 84	Jerico Richardson	5-11	190	Sr.	North Hills, Calif. (Bishop Alemany HS)
80	Jason Elenberger	5-11	185	So.	Sacramento, Calif. (Air Force)
RB 20	James Butler	5-9	210	Jr.	Bloomington, Ill. (Saint Francis HS)
24	Jaxson Kincaide	5-9	180	Fr.	Fort Lauderdale, Fla. (Saint Thomas Aquinas)
33	Blake Wright	5-10	200	So.	Fresno, Calif. (Edison HS)
QB 6	Ty Gangi	6-2	205	So.	Glendale, Calif. (Ventura College)
11	Hunter Fralick	6-2	205	So.	Sparks, Nev. (Spanish Springs HS)
14	Dante Mayes	6-2	190	Jr.	Pittsburg, Calif. (Freedom HS)

Defense

Pos. ... #	Name	Ht.	Wt.	Class	Hometown (Last School)
DE 90	Malik Reed	6-1	245	So.	Dothan, Ala. (Dothan HS)
17	Jarid Joseph	6-2	245	So.	Lakewood, Calif. (Lakewood HS)
NT 55	Nakita Lealao	6-2	310	Jr.	Hayward, Calif. (Laney College)
91	Kalei Meyer	6-1	285	So.	Waipahu, Hawaii (Kamehameha HS)
DT 96	Hausia Sekona	6-1	275	RS-Fr.	Salt Lake City, Utah (East HS)
99	Korey Rush	6-1	280	So.	Salt Lake City, Utah (East HS)
DE 93	Jordan Silva	6-4	250	So.	Murrieta, Calif. (Murrieta Valley HS)
95	Patrick Choudja	6-3	250	Jr.	Oakley, Calif. (Freedom HS)
LB 8	Jaden Sawyer	6-0	195	Jr.	San Jose, Calif. (Bellarmine Prep)
10	L.J. Jackson	6-0	210	Sr.	Reno, Nev. (Hug HS)
LB 7	Gabe Sewell	6-0	230	RS-Fr.	St. George, Utah (Desert Hills HS)
50	Austin Paulhus	6-1	230	Jr.	Granite Bay, Calif. (American River HS)
LB 56	Alex Bertrando	6-2	230	Sr.	Loomis, Calif. (Del Oro HS)
34	Travis Wilson	6-1	220	Jr.	Cedar Hill, Texas (Cedar Hill HS)
CB 26	Kendall Johnson	6-0	185	Jr.	Lafayette, La. (Saint Thomas More HS)
4	E.J. Muhammad	5-11	175	RS-Fr.	DeSoto, Texas (DeSoto HS)
FS 2	Asauni Rufus	6-0	200	So.	Bakersfield, Calif. (Bakersfield HS)
8	Jaden Sawyer	6-0	195	Jr.	San Jose, Calif. (Bellarmine Prep)
SS 5	Dameon Baber	5-11	180	So.	Palmdale, Calif. (Palmdale HS)
22	Jimbo Davis	5-10	180	Jr.	North Bend, Wash. (Mount Si HS)
CB 28	Elijah Mitchell	5-8	180	Sr.	Corona, Calif. (Roosevelt HS)
18	Elijah Moody	5-11	175	So.	Long Beach, Calif. (Long Beach Poly HS)

Specialists

Pos. ... #	Name	Ht.	Wt.	Class	Hometown (Last School)
PK 40	Brent Zuzo	5-10	180	Sr.	Canton, Mich. (Plymouth HS)
48	Spencer Pettit	5-9	170	RS-Fr.	Snohomish, Wash. (Glacier Peak HS)
P 46	Alex Boy	6-3	200	Sr.	Long Beach, Calif. (Long Beach City College)
40	Brent Zuzo	5-10	180	Sr.	Canton, Mich. (Plymouth HS)
KR 28	Elijah Mitchell	5-8	180	Sr.	Corona, Calif. (Roosevelt HS)
80	Jason Elenberger	5-11	185	So.	Sacramento, Calif. (Air Force)
PR 83	Andrew Celis	5-11	190	So.	San Quentin, Calif. (Marin Catholic HS)
LS/SS 42	Wes Farnsworth	6-1	200	Fr.	Reno, Nev. (Bishop Manogue HS)
66	Thomas Newton	6-1	250	Jr.	Las Vegas, Nev. (Arbor View HS)



2016 NEVADA WOLF PACK FOOTBALL — NUMERICAL ROSTER



No	Name	Pos	Ht	Wt	Yr	Exp	Hometown (Last School)
2	Asauni Rufus	DB	6-0	200	So	1V	Bakersfield, Calif. (Bakersfield HS)
2	Dominic Christian	WR	6-1	200	RS-Fr	RS	Chicago, Ill. (Hales Franciscan HS)
3	Ahki Muhammad	WR	5-9	185	So	1V	East Palo Alto, Calif. (James Logan HS)
4	E.J. Muhammad	DB	5-11	175	RS-Fr	RS	DeSoto, Texas (DeSoto HS)
5	Trevion Armstrong	WR	6-3	210	Fr	HS	Richmond, Va. (Trinity Episcopal)
5	Dameon Baber	DB	5-11	180	So	1V	Palmdale, Calif. (Palmdale HS)
6	Ty Gangi	QB	6-2	205	So	TR	Glendale, Calif. (Ventura College)
7	Joe Pyle	QB	6-3	200	RS-Fr	RS	Fallon, Nev. (Churchill Country HS)
7	Gabriel Sewell	LB	6-0	230	RS-Fr	RS	St. George, Utah (Desert Hills HS)
8	Jaden Sawyer	DB/LB	6-0	195	Jr	2V	San Jose, Calif. (Bellarmine Prep)
9	Marcus Lucas	DB	5-11	180	Fr	HS	Mobile, Ala. (McGill-Toolen Catholic HS)
10	L.J. Jackson	LB	6-0	210	Sr	2V	Reno, Nev. (Hug HS)
11	Hunter Fralick	QB	6-2	205	So	SQ	Sparks, Nev. (Spanish Springs HS)
12	Hasaan Henderson	WR	6-5	220	Sr	3V	Las Vegas, Nev. (Las Vegas HS)
12	Daq Irby	DB	6-1	190	Fr	HS	San Diego, Calif. (Morse HS)
13	Cristian Solano	QB	6-1	185	RS-Fr	RS	San Fernando, Calif. (San Fernando HS)
14	Danté Mayes	QB	6-2	190	Jr	SQ	Pittsburg, Calif. (Freedom HS)
15	Tyler Stewart	QB	6-4	220	Sr	1V	Simi Valley, Calif. (Sierra Canyon HS)
16	Kevin Howell	DB	5-10	180	Fr	HS	Thousand Oaks, Calif. (Thousand Oaks HS)
16	Brandon Thompson	WR	6-2	195	So	SQ	Sacramento, Calif. (Christian Brothers HS)
17	Jarid Joseph	DE	6-2	245	So	1V	Lakewood, Calif. (Lakewood HS)
17	Brendan O'Leary-Orange	WR	6-4	205	RS-Fr	RS	Toronto, Canada (St. Joseph HS)
18	Elijah Moody	DB	5-11	175	So	1V	Long Beach, Calif. (Long Beach Poly HS)
18	Reese Neville	WR	5-11	185	Fr	HS	Yerington, Nev. (Yerington HS)
19	Wyatt Delps	WR	6-4	200	Jr	2V	Elk Grove, Calif. (Pleasant Grove HS)
19	Daylon Johnson	DB	6-1	170	Fr	HS	Conroe, Texas (Oak Ridge HS)
20	James Butler	RB	5-9	210	Jr	2V	Bloomington, Ill. (Saint Francis HS)
22	Jimbo Davis	DB	5-10	180	Jr	SQ	North Bend, Wash. (Mount Si HS)
22	Akeel Lynch	RB	5-11	220	Sr	GR	Toronto, Ontario, Canada (Penn State)
23	Kelton Moore	RB	5-11	210	RS-Fr	RS	Arlington, Texas (Juan Sequin HS)
24	Jaxon Kincaide	RB	5-9	180	Fr	HS	Fort Lauderdale, Fla. (St. Thomas Aquinas HS)
24	Lucas Weber	LB	6-0	225	So	1V	Reno, Nev. (McQueen HS)
25	Daniel Brown	DB	5-10	170	Fr	HS	Carson, Calif. (Narbonne HS)
26	Kendall Johnson	DB	6-0	185	Jr	2V	Lafayette, La. (Saint Thomas More HS)
26	Evan Rios	PK	5-10	180	Fr	HS	Madera, Calif. (Madera HS)
28	Elijah Mitchell	DB	5-8	180	Sr	3V	Corona, Calif. (Roosevelt HS)
29	Isaiah Hamilton	RB	5-11	190	Fr	HS	Sacramento, Calif. (Inderkum HS)
29	Cameron Turner	DB	5-10	180	RS-Fr	RS	Munford, Ala. (Munford HS)
30	Maliek Broady	LB	5-11	190	RS-Fr	RS	Las Vegas, Nev. (Sierra Vista HS)
30	Lawson Hall	LB	6-0	215	Fr	HS	Harbor City, Calif. (Narbonne HS)
31	Randy Uzoma	LB	6-1	205	Sr	3V	Canoga Park, Calif. (Canoga Park HS)
32	Devoreaux Stewart	DB	5-11	195	Sr	SQ	Westlake Village, Calif. (Oaks Christian HS)
33	Morris Bowman	DB	6-0	180	Fr	HS	Sherman Oaks, Calif. (Notre Dame HS)
33	Blake Wright	RB	5-10	200	So	1V	Fresno, Calif. (Edison HS)
34	Travis Wilson	LB	6-1	220	Jr	2V	Cedar Hill, Texas (Cedar Hill HS)
35	Riley Brand	DB	6-1	210	RS-Fr	RS	Anaheim, Calif. (Orange Lutheran HS)
36	Tyler Crandall	DB	5-11	190	RS-Fr	RS	Folsom, Calif. (Folsom HS)
37	David Kruskamp	DB	6-0	180	So	SQ	Milpitas, Calif. (Milpitas HS)
38	Jake Lacaden	LB	5-11	220	So	SQ	Kapolei, Hawaii (Saint Louis School)
39	Ricky Thomas Jr.	DE	6-1	235	RS-Fr	RS	Reno, Nev. (McQueen HS)
40	Devin Porter	LB	6-2	180	RS-Fr	RS	Reno, Nev. (Hug HS)
40	Brent Zuzo	PK	5-10	180	Sr	3V	Canton, Mich. (Plymouth HS)
42	Wes Farnsworth	LS	6-2	230	So	1V	Reno, Nev. (Bishop Manogue HS)
43	Colin Flannery	TE	6-5	220	RS-Fr	RS	Richmond, Texas (George Ranch HS)
44	Kori Collons	DE	6-5	225	RS-Fr	RS	Sacramento, Calif. (Jesuit HS)
45	Austin Carrow	TE	6-3	245	Sr	2V	Novato, Calif. (Novato HS)
46	Alex Boy	P	6-3	200	Sr	2V	Long Beach, Calif. (Long Beach City College)
47	Jarred Gipson	TE	6-1	240	Sr	3V	Houston, Texas (Cypress Creek HS)
48	Spencer Pettit	PK	5-9	170	RS-Fr	RS	Snohomish, Wash. (Glacier Peak HS)
49	Trae Wells	TE	6-2	225	So	SQ	Sparks, Nev. (Reed HS)
50	Austin Paulhus	LB	6-1	230	Jr	RS	Granite Bay, Calif. (American River CC)
51	Colton Concellos	LB	6-3	225	Jr	SQ	Lompoc, Calif. (Lompoc HS)
52	D.J. Powe	LB	6-2	210	Fr	HS	El Cerrito, Calif. (El Cerrito HS)
53	Tyler Rosentreter	OL	6-5	310	Jr	TR	Rohnert Park, Calif. (Santa Rosa JC)
54	Alex Tancreto	OL	6-1	240	Fr	HS	Windsor, Calif. (Windsor HS)
55	Nakita Lealao	DL	6-2	312	Jr	TR	Hayward, Calif. (Laney College)
56	Alex Bertrando	LB	6-2	230	Sr	3V	Loomis, Calif. (Del Oro HS)
57	John Durney	LB	6-0	240	Sr	SQ	Yreka, Calif. (College of the Siskiyous)



2016 NEVADA WOLF PACK FOOTBALL — NUMERICAL ROSTER & PRONUNCIATION GUIDE



No.....	Name	Pos.....	Ht.....	Wt.....	Yr	Exp.....	Hometown (Last School)
58.....	Nolan Dambacher	DE.....	6-3.....	250	Sr.....	1V.....	Sonora, Calif. (Sonora HS)
60.....	Reece Backman	OL.....	6-4.....	265	So.....	TR.....	Livermore, Calif. (Laney College)
61.....	Jacob Drahos	DE.....	6-2.....	220	Fr.....	HS.....	Carson City, Nev. (Carson HS)
62.....	Nathan Goltry.....	OL.....	6-1.....	300	Sr.....	1V.....	Rancho Cucamonga, Calif. (Chaffey College)
63.....	Daren Echeveria	OL.....	6-4.....	290	So.....	SQ.....	Antelope Valley, Calif. (Antelope Valley HS)
64.....	Sean Krepesz.....	OL.....	6-5.....	320	So.....	TR.....	Riverside, Calif. (Riverside C.C.)
65.....	Clifford Porter.....	OL.....	6-5.....	295	RS-Fr.....	RS.....	Reno, Nev. (Hug HS)
66.....	Thomas Newton.....	OL.....	6-1.....	265	Jr.....	SQ.....	Las Vegas, Nev. (Arbor View HS)
67.....	Jake Herron	OL.....	6-2.....	280	RS-Fr.....	RS.....	Napa, Calif. (Napa HS)
69.....	Sam Hammond.....	OL.....	6-5.....	220	Fr.....	HS.....	Yerington, Nev. (Yerington HS)
70.....	Nathan Edwards.....	OL.....	6-4.....	240	Fr.....	HS.....	Reno, Nev. (Galena HS)
71.....	Jake Nelson	OL.....	6-5.....	275	So.....	TR.....	San Juan Capistrano, Calif. (Saddleback College)
72.....	Jeremy Macauley.....	OL.....	6-1.....	300	Sr.....	2V.....	Sparks, Nev. (Reed HS)
73.....	Austin Corbett.....	OL.....	6-4.....	300	Jr.....	2V.....	Sparks, Nev. (Reed HS)
74.....	Ilya Lopez.....	OL.....	6-3.....	285	Jr.....	SQ.....	Moraga, Calif. (CC of San Francisco)
75.....	Carl Burton-Hill.....	OL.....	6-5.....	295	Fr.....	HS.....	Dixon, Calif. (Dixon HS)
76.....	Nate Brown	OL.....	6-5.....	285	Fr.....	HS.....	Tracy, Calif. (Tracy HS)
78.....	Jarius McDade.....	DT.....	6-2.....	320	Jr.....	TR.....	Seattle, Wash. (CC of San Francisco)
79.....	Jacob Henry.....	OL.....	6-4.....	295	Sr.....	2V.....	Lemoore, Calif. (Lemoore Union HS)
80.....	Jason Elenberger.....	WR.....	5-11.....	185	So.....	SQ.....	Sacramento, Calif. (Air Force)
80.....	David Harvey.....	WR.....	6-1.....	195	Fr.....	HS.....	Pasadena, Calif. (New Caney HS)
81.....	Victor Gonzalez.....	WR.....	6-0.....	185	RS-Fr.....	RS.....	Riverside, Calif. (Norte Vista HS)
82.....	Tucker Melcher.....	WR.....	6-1.....	200	Jr.....	SQ.....	Reno, Nev. (Galena HS)
83.....	Andrew Celis.....	WR.....	5-11.....	190	So.....	1V.....	San Quentin, Calif. (Marin Catholic HS)
84.....	Jerico Richardson.....	WR.....	5-11.....	190	Sr.....	3V.....	North Hills, Calif. (Bishop Alemany HS)
85.....	Miles Beach.....	TE.....	6-4.....	240	Fr.....	HS.....	Los Gatos, Calif. (Los Gatos HS)
86.....	Brandon Scott.....	TE.....	6-3.....	240	So.....	1V.....	Yucaipa, Calif. (Yucaipa HS)
87.....	Brayden Sanchez.....	WR.....	5-11.....	200	Sr.....	1V.....	Hanford, Calif. (Fresno City College)
88.....	Evan Faunce.....	TE.....	6-4.....	240	Jr.....	1V.....	Indianapolis, Ind. (Glendale CC)
89.....	Nick Colson	TE.....	6-4.....	220	Fr.....	HS.....	Gilbert, Ariz. (Higley HS)
90.....	Malik Reed.....	DE.....	6-1.....	245	So.....	1V.....	Dothan, Ala. (Dothan HS)
91.....	Kalei Meyer.....	DT.....	6-1.....	285	So.....	1V.....	Waipahu, Hawaii (Kamehameha HS)
92.....	Nick Gregg.....	DL.....	6-0.....	310	Fr.....	HS.....	Sparks, Nev. (Reed HS)
93.....	Jordan Silva.....	DE.....	6-4.....	250	So.....	SQ.....	Murrieta, Calif. (Murrieta Valley HS)
95.....	Patrick Choudja.....	DE.....	6-3.....	250	Jr.....	2V.....	Oakley, Calif. (Freedom HS)
96.....	Hausia Sekona.....	DT.....	6-1.....	275	RS-Fr.....	RS.....	Salt Lake City, Utah (East HS)
97.....	Salesa Faraimo.....	DT.....	6-2.....	290	Sr.....	3V.....	Sacramento, Calif. (Grant HS)
98.....	Kameron Toomer.....	DE.....	6-3.....	235	Fr.....	HS.....	Las Vegas, Nev. (Palo Verde HS)
99.....	Korey Rush.....	DT.....	6-1.....	280	So.....	1V.....	Salt Lake City, Utah (East HS)

Pronunciation Guide

DAMEON BABER DAY-mee-uhn BAY-ber
 Alex **BERTRANDO** Burr-TRAHN-doe
 Mike **BRADESON** BRAD-uh-sun
MALIEK BROADY Muh-LEEK BRO-dee
 Andrew **CELIS** SELL-iss
 Patrick **CHOUDJA** CHOW-duh
 Kori **COLLONS** KAH-luhnz
 Colton **CONCELLOS** kun-SELL-ose
 Nolan **DAMBACHER** DAHM-bahk-er
 Daren **ECHEVERIA** ETCH-uh-ver-ee-ah
 Jason **ELENBERGER** ELL-in-burger
SALESA FARAIMO Suh-LESS-uh Fuh-RAY-moh
 Evan **FAUNCE** Fonts
 Hunter **FRALICK** FRAY-lick
 David **KRUSKAMP** CRUISE-camp
 Jake **LACADEN** LACK-uh-den
 Nakita **LEALAO** Lay-uh-low (rhymes with wow)
ILYA Lopez ILL-yuh
AHKI Muhammad ah-KEY
 Austin **PAULHUS** PAUL-iss

Spencer **PETTIT** PET-it
MALIK Reed Mah-LEEK
ASAUNI RUFUS Uh-SAHN-ee ROOF-us
JADEN Sawyer JAY-den
HAUSIA SEKONA HOUSE-ia Suh-CONE-uh
 Randy **UZOMA** you-ZOE-ma
 Lucas **WEBER** WEBB-ur
 Brent **ZUZO** ZOO-zoe

NEVADA Nev-AD-a
MACKAY Stadium MACK-key



2016 NEVADA WOLF PACK FOOTBALL — GAME NOTES



THE LAST TIME IT HAPPENED...

Team	NEVADA	Opponent
Scored more than 60 points	69 vs. Hawaii, 9-22-12	Florida State (62) 9-14-13
Scored 50-59 points	51 vs. San Diego State, 10-4-13	Boise State (51), 10-4-14
Scored 40-49 points	42 vs. BYU, 10-18-14	Wyoming (42), 10-22-16
Rushed for 200-299 yards	226 vs. Fresno State, 10-8-16	Fresno State (255), 10-8-16
Rushed for 300-399 yards	352 vs. Buffalo, 9-17-16	Hawai'i (344), 10-1-16
Rushed for 400 or more yards	408 vs. UNLV, 11-29-14	Wyoming (401), 10-22-16
Passed for 300-399 yards	347 vs. Wyoming, 10-22-16	Purdue (300), 9-24-16
Passed for 400-499 yards	438 vs. Wyoming, 10-6-12	BYU (408), 10-18-14
Passed for 500 or more yards	565 at San Jose State, 11-10-01	Missouri (519), 9-13-08
Had 500-599 yards of total offense	521 vs. Buffalo, 9-17-16	Wyoming (540), 10-22-16
Had 600-699 yards of total offense	659 vs. Arizona, 12-15-12	BYU (601), 10-18-14
Had 700+ yards of total offense	844 vs. Idaho, 11-6-10 (school record)	San Jose State (849), 11-10-01
Recorded a safety	vs. Miami, 12-31-06	Notre Dame, 9-10-16
Recorded a shutout	37-0 vs. UNLV, 10-8-11	Notre Dame, 35-0, 9-5-09
Nevada beat a ranked team	34-31 (OT) vs. No. 3 Boise State, 11-26-10	n/a
Nevada played a ranked team	at No. 18 Notre Dame, 9-10-16	n/a
Nevada had a sellout	vs. UNLV, 10-26-13	n/a

Individual

	NEVADA	Opponent
Returned a kickoff for a TD	Elijah Mitchell (96) vs. Colorado State, 12-29-15	Hunter Sharp (96), Utah State, 11-21-15
Returned a punt for a TD	Rishard Matthews (86) vs. Fresno State, 10-22-11	Tim Becton-Martin (0), So. Miss, 12-24-11
Returned an interception for a TD	Jordan Dobrich (25) at Utah State, 11-21-15	Ryan McAleenan (52), UNLV, 10-3-15
Returned a fumble for a TD	Matthew Lyons (30) at Fresno State, 11-5-15	Kyler Fackrell (0), Utah State, 11-21-15
Blocked an extra point attempt	Rykeem Yates vs. Boise State, 10-4-14	Nikko Motta, Fresno State, 11-2-13
Blocked a field goal	Ahki Muhammad vs. SJSU, 11-14-15	Daniel Sorenson, BYU, 11-30-13
Blocked a punt	Bubba Boudreaux vs. New Mexico, 10-15-11	Jakob Boys, Colorado State, 10-11-14
Rushed for three or more TDs	James Butler (3) vs. Buffalo, 9-17-16	Brian Hill (3), Wyoming, 10-22-16
Two players rushed for 100 yards	Don Jackson (140), James Butler (122) at Fresno State, 11-5-15	Dano Graves (140) and Joe Protheroe (119), Cal Poly, 9-2-16
Rushed for 100-199 yards	James Butler (175) vs. Fresno State, 10-8-16	M. Roberson (139), San Jose State, 10-15-16
Rushed for 200 or more yards	Stefphon Jefferson (247) vs. NSU, 9-15-12	Brian Hill (289), Wyoming, 10-22-16
Completed 20-29 passes	Ty Gangi (27) vs. Wyoming, 10-22-16	David Blough (21), Purdue, 9-24-16
Completed 30-39 passes	Cody Fajardo (31) vs. S. Utah, 8-30-14	Ben Scott (32), UC Davis, 9-3-15
Completed 40 or more passes	Mike Maxwell (41) vs. UNLV, 10-28-95	*
Passed for three TDs	Tyler Stewart (3) vs. SJSU, 11-14-15	Kyle Allen (4), Texas A&M, 9-19-15
Passed for four TDs	Tyler Lantrip vs. Idaho, 12-3-11	Kyle Allen (4), Texas A&M, 9-19-15
Passed for five or more TDs	Colin Kaepernick (5) vs. Idaho, 11-6-10	Darren Thomas (6), Oregon 9-10-11
Passed for 300-399 yards	Ty Gangi (300) vs. Wyoming, 10-22-16	David Blough (300), Purdue, 9-24-16
Passed for 400 or more yards	Colin Kaepernick (404) vs. La. Tech, 12-1-07	Christian Stewart (408), BYU, 10-18-14
Scored three TDs	Wyatt Demps (3) vs. Fresno State, 10-8-16	Brian Hill (3), Wyoming, 10-22-16
Scored four or more TDs	Stefphon Jefferson (7 [^]) vs. Hawaii, 9-22-12	Kapri Bibbs, Colorado State (4), 11-9-13
Made a two-point conversion	H. Henderson (pass) vs. BYU, 10-18-14	Marcus McGill (rush), Buffalo, 9-26-15
Caught 10 or more passes	Jerico Richardson (10) vs. CSU, 10-11-14	Matt Weiser (10), Buffalo, 9-26-15
Had 100-199 yards receiving	Wyatt Demps (124) vs. Fresno State, 10-8-16	Rashar Higgins (129), Colorado State, 12-29-15
Had 200-299 yards receiving	Rishard Matthews (205) vs. Utah State, 11-26-11	Josh Harper (253), Fresno State, 11-2-13
Had 300 or more yards receiving	Nate Burleson (326) at San Jose State, 11-10-01	*
Had three or more receiving TDs	Wyatt Demps (3) vs. Fresno State, 10-8-16	Jeremy Maclin (3), Missouri, 9-13-08
Kicked three FGs	Brent Zuzo vs. Colorado State, 12-29-15	Wyatt Bryan, Colorado State, 12-29-15
Kicked four FGs	Brett Jaekle vs. Texas Tech, 9-6-08	Grant Ressel (4), Missouri, 9-25-09
Kicked five or more FGs	Damon Fine (5) vs. Rice, 10-21-01	*
Kicked a FG of 50 yards or longer	Brett Jaekle (50) vs. UNLV 9-29-07	Ryan Sanchez (50), Hawai'i, 10-24-15
Kicked a 70-79-yard punt	Alex Boy (71) vs. Cal Poly, 9-2-16	Waylon Prather (72), San Jose State, 10-21-06
Intercepted two passes	Dameon Baber (3) at Fresno State, 11-5-15	Marty Tadman (2), Boise State, 10-29-05
Intercepted three or more passes	Dameon Baber (3) at Fresno State, 11-5-15	Will Derting (3), Washington State, 8-31-02
Recorded 100 or more return yards	Elijah Mitchell (182) vs. Colorado State, 12-29-15	R. Johnson (109), San Jose State, 10-15-16

* – Has not happened since Nevada joined the NCAA Football Bowl Subdivision (I-A) in 1992.

^ – Tied for most in NCAA history against major-college opponent.



2016 NEVADA WOLF PACK FOOTBALL — GAME RECAPS



Game 1

Nevada 30, Cal Poly 27 (OT)

Sept. 2, 2016; at Mackay Stadium (Reno, Nev.)

Attendance: 19,138



Score by quarters	1	2	3	4	OT	Score	Record
Cal Poly	7	3	0	14	3	27	0-1
Nevada	21	3	0	0	6	30	1-0

Scoring summary

Team	Qtr	Time	Scoring	Conversion	Drive	TOP	A	H
NEV	1st	12:10	BUTLER, James 50 yd run	ZUZO, Brent kick	6-75	2:50	0	7
NEV	1st	09:13	DEMPS, Wyatt 6 yd pass from STEWART, T.	ZUZO, Brent kick	4-27	1:43	0	14
CP	1st	02:52	Joe Protheroe 28 yd run	Casey Sublette kick	4-50	1:40	7	14
NEV	1st	00:49	RICHARDSON, J. 9 yd pass from STEWART, T.	ZUZO, Brent kick	6-75	2:03	7	21
CP	2nd	08:28	Casey Sublette 27 yd field goal		17-70	7:15	10	21
NEV	2nd	00:03	ZUZO, Brent 25 yd field goal		5-45	0:35	10	24
CP	4th	14:38	Dano Graves 10 yd run	Casey Sublette kick	8-68	2:59	17	24
CP	4th	01:20	Dano Graves 1 yd run	Casey Sublette kick	18-79	9:06	24	24
CP	OT	15:00	Casey Sublette 37 yd field goal		4-6	0:00	27	24
NEV	OT	15:00	BUTLER, James 5 yd run		4-25	0:00	27	30

Team Statistics

	Cal Poly	Nevada
FIRST DOWNS	23	18
RUSHES-YARDS (NET)	71-383	34-174
PASSING YARDS (NET)	62	189
Passes Att-Comp-Int	5-12-0	17-24-0
TOTAL OFFENSE PLAYS-YDS	83-445	58-363
Fumble Returns-Yards	0-0	0-0
Punt Returns-Yards	0-0	0-0
Kickoff Returns-Yards	3-63	1-16
Interception Returns-Yards	0-0	0-0
Punts (Number-Avg.)	3-43.7	5-45.8
Fumbles-Lost	5-1	0-0
Penalties-Yards	9-75	4-40
Possession Time	36:09	23:51
Third-Down Conversions	10 of 20	7 of 14
Fourth-Down Conversions	3 of 4	1 of 1
Red-Zone Scores-Chances	4 of 4	4 of 4

Individual Statistics

Nevada

RUSHING: BUTLER, J. 21-123; STEWART, T. 8-31; LYNCH, A. 4-21; CELIS, A. 1-minus 1
PASSING: STEWART, T. 17-23-0-189
RECEIVING: RICHARDSON, J. 4-43; DEMPS, W. 3-17; CELIS, A. 2-47; KINCAIDE, J. 2-16; BUTLER, J. 2-minus 1; GONZALEZ, V. 1-46; GIPSON, J. 1-12; SCOTT, B. 1-6; HENDERSON, H. 1-3
INTERCEPTIONS: None
FUMBLES: None

Cal Poly

RUSHING: D. Graves 26-140; J. Protheroe 27-119; K. Garcia 11-75; J. Mohamed 3-36; D. Peluso 2-12; K. Lewis 1-2
PASSING: Dano Graves 5-12-0-62
RECEIVING: C. McMurtrey 2-25; K. Fox 1-16; J. Protheroe 1-11; D. Peluso 1-10
INTERCEPTIONS: None
FUMBLES: Dano Graves 3-1; DJ Peluso 1-0; Joe Protheroe 1-0

RENO, Nev. – James Butler raced untouched from five yards out in overtime, lifting Nevada to a 30-27 win over a feisty Cal Poly in the season opener Friday night.

Butler, who finished with 123 yards on 21 carries, opened the game with a burst up the middle for 50 yards, staking Nevada to a 7-0 lead less than three minutes in. The Wolf Pack led 21-7 after a quarter and 24-10 by halftime.

Cal Poly's Dano Graves rushed for two TDs in the fourth quarter, including a plunge from the 1 that forced OT with 1:20 remaining.

Nevada opened the newly renovated Mackay Stadium – which debuted in front of nearly 20,000 fans – with a pair of quick-strike touchdowns. On the Pack's game-opening drive, Nevada lined up for third-and-1 at midfield. Butler ripped off a 50-yarder, breaking free to the left side all the way to pay dirt.

Cal Poly fumbled on the ensuing drive as Dameon Baber pounced on a botched pitch. Four plays later, Stewart found Wyatt Demps in the corner of the end zone and Demps made a stunning one-handed catch for the score.

Cal Poly answered two drives later to cut it to 14-7 but Nevada tacked on one other score before the first quarter was up as Stewart

hit Jerico Richardson from nine yards out to make it 21-7. The teams traded field goals in the second quarter and went into the break with Nevada leading 24-10.

The Mustangs used the possession to crawl back into the game, scoring a pair of fourth-quarter touchdowns – the last one with 1:20 left – to tie the game at 24.

In the extra frame, Nevada's defense stepped up, notching a pair of one-yard losses to force Cal Poly into third-and-long. The Mustangs settled for a 37-field goal. Stewart hit Richardson for a 12-yard gain to open Nevada's possession. Three plays later, Butler punched it in for the game-winner.

How It Happened: Nevada built a 21-7 lead early, only to see Cal Poly claw back into it and force overtime. James Butler scored on Nevada's fourth play of overtime for the game-winner.

Play of the Game: Wyatt Demps made a remarkable one-handed catch for his first career touchdown in the first quarter.

Player of the Game: James Butler. The junior running back gained 123 yards on 21 carries, ripping a 50-yard touchdown run in the first quarter and then winning it with a five-yard score in overtime.



2016 NEVADA WOLF PACK FOOTBALL — GAME RECAPS




Game 2

No. 18/21 Notre Dame 39, Nevada 10

Sept. 10, 2016; at Notre Dame Stadium (South Bend, Ind.)

Attendance: 80,795



Score by quarters	1	2	3	4	Score	Record
Nevada	0	0	3	7	10	1-1
Notre Dame	0	25	14	0	39	1-1

Scoring summary

Team	Qtr	Time	Scoring	Conversion	Drive	TOP	A	H
ND	2nd	12:57	YOON 21 yd field goal		11-75	5:21	0	3
ND	2nd	10:35	SANDERS 7 yd pass from KIZER	YOON kick failed	3-25	0:55	0	9
ND	2nd	10:30	TEAM safety				0	11
ND	2nd	08:23	STEPHERSON 4 yd pass from KIZER	YOON kick	3-4	1:05	0	18
ND	2nd	00:35	FOLSTON 2 yd run	YOON kick	13-88	4:28	0	25
ND	3rd	08:30	KIZER 2 yd run	YOON kick	9-85	4:36	0	32
NEV	3rd	03:54	ZUZO, Brent 27 yd field goal		11-66	4:36	3	32
ND	3rd	00:38	WILLIAMS, D. 1 yd run	YOON kick	7-57	3:07	3	39
NEV	4th	03:19	KINCAIDE, J. 6 yd run	ZUZO, Brent kick	5-86	2:14	10	39

Team Statistics

	Nevada	Notre Dame
FIRST DOWNS	16	21
RUSHES-YARDS (NET)	30-99	46-239
PASSING YARDS (NET)	201	205
Passes Att-Comp-Int	12-26-1	19-27-1
TOTAL OFFENSE PLAYS-YDS	56-300	73-444
Fumble Returns-Yards	0-0	0-0
Punt Returns-Yards	2-7	2-39
Kickoff Returns-Yards	3-41	2-44
Interception Returns-Yards	1-0	1-5
Punts (Number-Avg.)	7-44.4	5-44.8
Fumbles-Lost	0-0	1-0
Penalties-Yards	11-88	9-94
Possession Time	26:28	33:32
Third-Down Conversions	3 of 12	7 of 15
Fourth-Down Conversions	0 of 1	2 of 2
Red-Zone Scores-Chances	2 of 3	6 of 6

Individual Statistics

Nevada

RUSHING: BUTLER, J. 17-50; KINCAIDE, J. 2-23; GANGI, T. 3-15; LYNCH, A. 1-7; STEWART, T. 2-5; RUFUS, A. 2-3; MUHAMMAD, A. 2-minus 2
PASSING: STEWART, T. 10-23-1-113; GANGI, T. 2-3-0-88
RECEIVING: BUTLER, J. 4-48; HENDERSON, H. 3-24; DEMPS, W. 2-50; CELIS, A. 1-68; RICHARDSON, J. 1-8; GIPSON, J. 1-3
INTERCEPTIONS: JOHNSON, K. 1-0
FUMBLES: None

Notre Dame

RUSHING: ADAMS, J. 10-106; WILLIAMS, D. 8-59; KIZER 10-35; FOLSTON 10-27; CLAYPOOL 1-9; ZAIRE 5-5; ANDERSON, J. 1-4
PASSING: KIZER 15-18-1-156; ZAIRE 4-9-0-49
RECEIVING: ST. BROWN 6-85; SANDERS 5-46; STEPHERSON 3-35; FINKE 2-19; HOLMES 1-15; CLAYPOOL 1-6; ADAMS, Josh 1-minus 1
INTERCEPTIONS: JONES, J. 1-5
FUMBLES: FOLSTON 1-0

SOUTH BEND, Ind. (AP) – DeShone Kizer threw two touchdown passes and ran for another score, Josh Adams rushed for 106 yards and Notre Dame's defense rebounded from their loss a week ago to help the 18th-ranked Fighting Irish beat Nevada 39-10 on Saturday.

After being held scoreless in the first quarter by Nevada (1-1), the Irish (1-1) took control with a 25-point second quarter. Kizer was 15 of 18 for 156 yards with one interception and Equanimeous St. Brown led Irish receivers with six catches for 85 yards with Torii Hunter Jr. out with a concussion sustained against Texas.

Stewart, who almost was sacked for a safety in the end zone, also later threw a pass intercepted by defensive lineman Jarron Jones at the 8 that he returned 4 yards to set up a touchdown catch by Kevin Stepherson. C.J. Sanders also had a TD catch set up by his own 24-yard punt return. Tarean Folston and Dexter Williams added rushing touchdowns.

The Wolf Pack avoided the shutout when Wyatt Demps caught a 44-yard pass from Stewart in the third quarter to set up a 27-yard field goal by Brent Zuzo. Jaxson Kincaide added a 6-yard TD run against Notre Dame's reserves late in the fourth quarter. Stewart was 10 of 23 passing for 113 yards and James Butler, who rushed for 1,342 yards last season, was held to 50 yards on 17 carries.

Malik Zaire, who lost the quarterback competition with Kizer, entered the game late in the third quarter and completed 4 of 9 passes for 49 yards

How It Happened: Notre Dame used 25 second quarter points to put the game out of reach. The Fighting Irish scored three touchdowns in the quarter and got some help from Nevada's special teams to post a big quarter.

Play of the Game: True freshman Jaxson Kincaide scored the lone Wolf Pack touchdown of the game in the fourth quarter. On 2nd and five, Kincaide took the handoff from backup quarterback Ty Gangi and ran six yards up the sideline into the endzone for his first collegiate touchdown.

Player of the Game: Alex Boy. Nevada's senior punter was a bright spot for the Wolf Pack, punting seven times for 311 yards. He averaged 44.4 yards per punt and backed up the Irish inside the 20 on four of his seven punts. He even booted a game-best 68-yarder, which tied his second-longest career punt.



Game 3

Nevada 38, Buffalo 14

Sept. 17, 2016; at Mackay Stadium (Reno, Nev.)

Attendance: 20,457



Score by quarters	1	2	3	4	Score	Record
Buffalo	0	0	7	7	14	0-2
Nevada	7	17	7	7	38	2-1

Scoring summary

Team	Qtr	Time	Scoring	Conversion	Drive	TOP	A	H
NEV	1st	09:19	STEWART, T. 9 yd run	ZUZO, Brent kick	8-72	3:15	0	7
NEV	2nd	14:52	ZUZO, Brent 23 yd field goal		5-51	1:13	0	10
NEV	2nd	06:50	BUTLER, James 2 yd run	ZUZO, Brent kick	15-87	6:45	0	17
NEV	2nd	01:13	BUTLER, James 4 yd run	ZUZO, Brent kick	11-75	4:05	0	24
NEV	3rd	09:01	BUTLER, James 1 yd run	ZUZO, Brent kick	13-75	5:59	0	31
UB	3rd	03:01	JOHNSON, J. 57 yd pass from JACKSON, T.	MITCHESON, Adam kick	7-80	2:29	7	31
NEV	4th	11:51	DEMPS, Wyatt 2 yd pass from STEWART, T.	ZUZO, Brent kick	15-75	6:10	7	38
UB	4th	08:50	JOHNSON, J. 12 yd run	MITCHESON, Adam kick	7-75	3:01	14	38

Team Statistics

	Buffalo	Nevada
FIRST DOWNS	17	32
RUSHES-YARDS (NET)	35-231	64-352
PASSING YARDS (NET)	130	169
Passes Att-Comp-Int	7-23-0	17-25-0
TOTAL OFFENSE PLAYS-YDS	58-361	89-521
Fumble Returns-Yards	0-0	0-0
Punt Returns-Yards	2-9	1-11
Kickoff Returns-Yards	3-61	1-17
Interception Returns-Yards	0-0	0-0
Punts (Number-Avg.)	6-42.7	3-49.3
Fumbles-Lost	0-0	0-0
Penalties-Yards	4-24	5-35
Possession Time	20:31	39:29
Third-Down Conversions	6 of 14	10 of 14
Fourth-Down Conversions	0 of 1	0 of 0
Red-Zone Scores-Chances	1 of 1	6 of 6

Individual Statistics

Nevada

RUSHING: BUTLER, J. 28-174; KINCAIDE, J. 18-99; STEWART, T. 6-31; WRIGHT, B. 4-17; GANGI, T. 3-13; MOORE, K. 2-10; MUHAMMAD, A. 1-7; RUFUS, A. 1-3

PASSING: STEWART, T. 16-21-0-160; GANGI, T. 1-4-0-9

RECEIVING: DEMPS, W. 4-21; RICHARDSON, J. 3-46; CELIS, A. 3-29; HENDERSON, H. 2-20; MUHAMMAD, A. 2-18; GIPSON, J. 1-20; SCOTT, B. 1-10; BUTLER, J. 1-5

INTERCEPTIONS: None

FUMBLES: None

Buffalo

RUSHING: JOHNSON, Jordan 17-87; JACKSON, Tyree 8-87; HAWKINS, Johnat 9-53; ROHACH, Grant 1-4

PASSING: JACKSON, Tyree 7-22-0-130; ROHACH, Grant 0-1-0-0

RECEIVING: HAWKINS, J. 3-13; MABRY, T. 2-29; JOHNSON, J.-57; SCHRECK, M. 1-31

INTERCEPTIONS: None

FUMBLES: None

RENO, Nev. - Nevada's junior RB James Butler put on a show Saturday night and lit up the scoreboard as Nevada rolled Buffalo 38-14. Butler finished with 28 carries for 174 yards and a career-high three touchdowns. Butler moved into 14th place on Nevada's career rushing list, passing Otto Kelly (2,284 yards, 1981-83). His 174 rushing yards were the third most of his stellar career thus far.

The 24-point margin was the second-largest in the Brian Polian era and the most since his first win, a 38-7 victory over UC Davis in 2013.

Nevada scored in every quarter, building a 24-0 lead at halftime and opening the second half with a score to go up 31-0. The Bulls got on the board with a touchdown with 3:01 left in the third.

Tyler Stewart orchestrated the strong output offensively. He completed 16-of-21 for 160 yards and a touchdown - a 2-yard pass to Wyatt Demps in the fourth quarter. He also ran for 31 yards and another score. Freshman Jaxson Kincaide rushed for 99 yards on 18 carries.

The Pack used sophomore quarterback Ty Gangi in packages and also had sophomore safety Asauni Rufus take a snap in the triple option. The Pack defense never broke in the first quarter. Buffalo notched 115 yards in the first 15 minutes but came away with zero points as the Pack forced a punt, a missed field goal and stopped

the Bulls short on fourth-and-1 on Buffalo's first three possessions.

Nevada's second score of the game - a 23-yard field goal by Brent Zuzo - was set up with an electrifying 48-yard run by freshman Kincaide. That made it 10-0 and the Pack wasn't finished. Butler made it 24-0 with a pair of second-quarter touchdown runs, two and four yards, respectively and Nevada went into halftime with its largest lead at an intermission since a 28-0 lead in 2011.

How It Happened: Nevada built up a 24-0 lead at halftime and did not allow its opponent to score until the 3:01 mark of the third quarter. The Pack collected 521 yards of total offense and 352 yards on the ground.

Play of the Game: Senior QB Tyler Stewart opened the scoring of the game with a nine-yard rush into the endzone on Nevada's first possession of the game. Even though that only gave the Pack a 7-0 lead, it provided Nevada with momentum that it carried out through the entire game.

Player of the Game: James Butler. The junior RB rushed for a career-best three touchdowns and posted 174 yards on the ground, third-most of his career. He passed Otto Kelly for 14th on Nevada's all-time leading rushers list.



Game 4

Purdue 24, Nevada 14

Sept. 24, 2016; at Ross-Ade Stadium (West Lafayette, Ind.)

Attendance: 41,607



Score by quarters	1	2	3	4	Score	Record
Nevada	7	7	0	0	14	2-2
Purdue	0	10	7	7	24	2-1

Scoring summary

Team	Qtr	Time	Scoring	Conversion	Drive	TOP	A	H
NEV	1st	05:00	HENDERSON, H. 15 yd pass from STEWART, T.	ZUZO, Brent kick	10-61	4:47	7	0
PUR	2nd	13:10	Dellinger, J.D. 36 yd field goal		15-58	6:50	7	3
NEV	2nd	05:56	BUTLER, James 6 yd pass from STEWART, T.	ZUZO, Brent kick	3-20	1:19	14	3
PUR	2nd	01:20	Marshall, Bilal 48 yd pass from Blough, D.	Dellinger, J.D. kick	7-80	1:42	14	10
PUR	3rd	08:03	Jones, Markell 5 yd run	Dellinger, J.D. kick	12-49	4:17	14	17
PUR	4th	01:17	Hopkins, Brycen 51 yd pass from Blough, D.	Dellinger, J.D. kick	6-80	2:59	14	24

Team Statistics

	Nevada	Purdue
FIRST DOWNS	18	25
RUSHES-YARDS (NET)	33-68	44-166
PASSING YARDS (NET)	185	300
Passes Att-Comp-Int	23-33-0	21-31-1
TOTAL OFFENSE PLAYS-YDS	66-253	75-466
Fumble Returns-Yards	1-19	0-0
Punt Returns-Yards	0-0	3-51
Kickoff Returns-Yards	4-53	2-65
Interception Returns-Yards	1-35	0-0
Punts (Number-Avg.)	5-45.8	0-0.0
Fumbles-Lost	0-0	3-3
Penalties-Yards	1-10	4-50
Possession Time	28:09	31:51
Third-Down Conversions	9 of 15	11 of 15
Fourth-Down Conversions	0 of 0	2 of 3
Red-Zone Scores-Chances	2 of 4	2 of 4

Individual Statistics

Nevada

RUSHING: BUTLER, James 14-38; STEWART, Tyler 15-10; MUHAMMAD, Ahki 1-9; KINCAIDE, J. 2-7; GANGI, Ty 1-4
PASSING: STEWART, Tyler 22-29-0-178; GANGI, Ty 1-2-0-7
RECEIVING: BUTLER, J. 6-44; DEMPS, W. 5-41; HENDERSON, H. 4-35; RICHARDSON, J. 4-35; CELIS, Andrew 3-21; GIPSON, Jarred 1-9
INTERCEPTIONS: SAWYER, Jaden 1-35
FUMBLES: None

Purdue

RUSHING: Jones, M. 22-124; Fuller, T. 4-11; Worship, R. 4-10; Yancey, D. 1-9; Blough, D. 7-6; Lankford-Johnso 5-5; Posey, C. 1-1
PASSING: Blough, David 21-30-1-300; Marshall, Bilal 0-1-0-0
RECEIVING: Yancey, D. 7-78; Marshall, B. 5-82; Young 3-22; Posey, C. 2-16; Hopkins, B. 1-51; Herdman, C. 1-20; Lankford-Johnso 1-16; Jones, M. 1-15
INTERCEPTIONS: None
FUMBLES: Jones, Markell 2-2; Lankford-Johnso 1-1

WEST LAFAYETTE, Ind. (AP) - Tyler Stewart threw touchdown passes of 15 yards to Hasaan Henderson and 6 yards to James Butler as Nevada lost to Purdue 24-14 Saturday.

Purdue, which turned the ball over four times, was trailing Nevada 14-10 at the half.

The Wolf Pack had an opportunity to pull even at 17 with 4:16 remaining in the fourth, but Brent Zuzo hooked a 27-yard field-goal attempt wide left.

Purdue's David Blough threw for 300 yards and two touchdowns, Markell Jones had a go-ahead score on the ground.

How It Happened: The Wolf Pack scored all of its 14 points off of turnovers and all 14 in the first half. Nevada led 14-10 at the half. After a touchdown put Purdue ahead, Pack senior PK Brent Zuzo missed a 27-yard field goal that would have tied the game at 17 with just over four minutes remaining. On Purdue's next possession the Boilermakers marched down the field and scored a touchdown to put the game out of reach for the Wolf Pack.

Play of the Game: An interception by junior LB Jaden Sawyer halted Purdue in its tracks on the first drive of the game. The Boilermakers began the drive at their own 47 yard line and marched 49 yards to the Nevada four yard line. Needing a big stop, Sawyer stepped in front of the Purdue receiver and picked off the pass and returned it for 35 yards.

Player of the Game: Asauni Rufus. The sophomore free safety forced two fumbles during the game which led to recoveries by the Pack defense. His two forced fumbles helped Nevada force Purdue into turning the ball over four times. Rufus also was second on the team with nine tackles, eight solo.



Game 5

Hawai'i 38, Nevada 17

Oct. 1, 2016; at Aloha Stadium (Honolulu, Hawai'i)

Attendance: 23,503



Score by quarters	1	2	3	4	Score	Record
Nevada	0	3	0	14	17	2-3
Hawai'i	3	14	21	0	38	2-3

Scoring summary

Team	Qtr	Time	Scoring	Conversion	Drive	TOP	A	H
UH	1st	05:23	SANCHEZ, R. 27 yd field goal		10-81	6:06	0	3
UH	2nd	08:43	LAKALAKA, S. 4 yd run	SANCHEZ, R. kick	10-88	4:05	0	10
NEV	2nd	02:28	ZUZO, Brent 31 yd field goal		14-61	6:15	3	10
UH	2nd	00:48	'UNGA, M. 16 yd pass from BROWN, Dru	SANCHEZ, R. kick	6-79	1:35	3	17
UH	3rd	13:48	URSUA, John 5 yd run	SANCHEZ, R. kick	4-75	1:12	3	24
UH	3rd	06:10	'UNGA, M. 8 yd pass from BROWN, Dru	SANCHEZ, R. kick	6-95	2:48	3	31
UH	3rd	01:02	CHUNG, Kaiwi 1 yd run	SANCHEZ, R. kick	6-58	3:07	3	38
NEV	4th	10:09	DEMPS, Wyatt 9 yd pass from STEWART, T.	ZUZO, Brent kick	8-65	3:21	10	38
NEV	4th	05:02	KINCAIDE, J. 2 yd run	ZUZO, Brent kick	4-69	1:11	17	38

Team Statistics

	Nevada	Hawai'i
FIRST DOWNS	23	24
RUSHES-YARDS (NET)	42-194	40-344
PASSING YARDS (NET)	203	222
Passes Att-Comp-Int	19-33-0	15-18-0
TOTAL OFFENSE PLAYS-YDS	75-397	58-566
Fumble Returns-Yards	0-0	0-0
Punt Returns-Yards	2-11	0-0
Kickoff Returns-Yards	3-84	1-13
Interception Returns-Yards	0-0	0-0
Punts (Number-Avg.)	4-48.5	3-48.0
Fumbles-Lost	0-0	2-1
Penalties-Yards	9-95	10-90
Possession Time	31:36	28:24
Third-Down Conversions	8 of 17	2 of 7
Fourth-Down Conversions	0 of 2	0 of 0
Red-Zone Scores-Chances	3 of 4	6 of 6

Individual Statistics

Nevada

RUSHING: BUTLER, James 21-168; KINCAIDE, J. 7-9; GANGI, Ty 1-8; STEWART, Tyler 10-8; LYNCH, Akeel 3-1

PASSING: STEWART, Tyler 19-33-0-203

RECEIVING: DEMPS, W. 4-53; RICHARDSON, J. 4-39; CELIS, A. 3-52; BUTLER, James 3-16; HENDERSON, H. 2-23; CARROW, Austin 1-11;

GIPSON, Jarred 1-6; KINCAIDE, J. 1-3

INTERCEPTIONS: None

FUMBLES: None

Hawai'i

RUSHING: SAINT JUSTE, D. 19-205; HARRIS, P. 7-85; BROWN, D. 7-31; LAKALAKA, S. 5-17; URSUA, John 1-5; CHUNG, Kaiwi 1-1

PASSING: BROWN, Dru 15-18-0-222

RECEIVING: KEMP, M. 6-88; BARKER, A. 3-48; CAMANSE-STEVENSON 2-40; 'UNGA, M. 2-24; TIMOTEO, K. 1-13; URSUA, John 1-9

INTERCEPTIONS: None

FUMBLES: TIMOTEO, K. 1-0; BROWN, Dru 1-1

HONOLULU, Hawai'i - James Butler ran for 168 yards but the Nevada football team came up short against Hawaii, 38-17 in the Mountain West opener for both teams at Aloha Stadium.

Butler recorded his 13th 100-yard rushing game of his career – and third of the season – as the Pack moved the ball well at times, but missed a couple of first-half scoring opportunities. Leading at half by 14, Hawaii broke the game open with 21 third-quarter points against a Nevada team making its third three-time zone trip in the past four weeks.

Quarterback Tyler Stewart was 19-of-33 through the air for Nevada. He hit Wyatt Demps for a nine-yard score in the fourth quarter. Jaxson Kincaide notched his second career touchdown – Nevada's second of the game – in the fourth quarter on a two-yard run.

Nevada had chances in the first half but came out with just three points as Hawaii took a 17-3 lead into the break. On its opening drive, the Pack marched down the field, in part to a 55-yard run by James Butler – to a goal-to-go situation. On fourth-and-goal from the five, Nevada was stopped short, turning it over on downs.

UH answered with a field goal and then the Rainbow Warriors scored a touchdown two drives later to go up 10-0. The Pack came back with a 14-play drive in the second quarter in which Brent Zuzo

capped with a 27-yarder to get Nevada on the board.

UH answered just before half with a quick scoring drive to push it to 17-3. Nevada tried to answer as Elijah Mitchell took the ensuing kickoff back 52 yards – his longest since taking one 96 yards for a touchdown in the NOVA Home Loans Arizona Bowl last year – to give Nevada position. But Zuzo's 48-yard attempt missed left just before halftime.

How It Happened: Hawai'i led at halftime 17-3 after Nevada missed a couple of chances to score in the first half. The Rainbow Warriors put the game out of reach with 21 unanswered points in the third quarter.

Play of the Game: A 55-yard run by junior RB James Butler on the Pack's opening drive. This run led Nevada to a goal-to-go situation where it was stopped on fourth down.

Player of the Game: James Butler. The junior RB totaled 168 yards on the ground on 21 carries. It marks the 13th game of his career where he has rushed for more than 100 yards. During the game he passed both Don Jackson and B.J. Mitchell in career rushing yards. He now sits 11th all-time.



2016 NEVADA WOLF PACK FOOTBALL — GAME RECAPS



Game 6

Nevada 27, Fresno State 22

Oct. 8, 2016; at Mackay Stadium (Reno, Nev.)

Attendance: 22,411



Score by quarters	1	2	3	4	Score	Record
Fresno State	6	0	7	9	22	1-5
Nevada	7	14	0	6	27	3-3

Scoring summary

Team	Qtr	Time	Scoring	Conversion	Drive	TOP	A	H
FS	1st	09:13	KROENING, Kody 44 yd field goal		9-59	3:11	3	0
NEV	1st	04:48	DEMPS, Wyatt 36 yd pass from CELIS, Andrew ZUZO, Brent kick		10-82	4:20	3	7
FS	1st	00:00	KROENING, Kody 25 yd field goal		11-57	4:48	6	7
NEV	2nd	04:22	STEWART, Tyler 4 yd run	ZUZO, Brent kick	10-44	3:33	6	14
NEV	2nd	00:12	DEMPS, Wyatt 3 yd pass from STEWART, Tyler. ZUZO, Brent kick		9-84	1:21	6	21
FS	3rd	01:26	RICE, Jared 1 yd pass from VIRGIL, Chason	KROENING, Kody kick	15-65	8:13	13	21
FS	4th	13:37	KROENING, Kody 35 yd field goal		5-25	2:13	16	21
NEV	4th	07:56	DEMPS, Wyatt 8 yd pass from STEWART, Tyler. ZUZO, Brent kick failed		14-75	5:41	16	27
FS	4th	05:08	JAMES, Dontel 5 yd run	VIRGIL, Chason pass failed	9-75	2:48	22	27

Team Statistics

	Fresno State	Nevada
FIRST DOWNS	25	23
RUSHES-YARDS (NET)	48-255	49-226
PASSING YARDS (NET)	197	163
Passes Att-Comp-Int	16-28-0	14-23-0
TOTAL OFFENSE PLAYS-YDS	76-452	72-389
Fumble Returns-Yards	0-0	0-0
Punt Returns-Yards	0-0	0-0
Kickoff Returns-Yards	0-0	2-34
Interception Returns-Yards	0-0	0-0
Punts (Number-Avg.)	2-36.5	3-38.0
Fumbles-Lost	3-2	1-1
Penalties-Yards	5-57	3-35
Possession Time	32:08	27:52
Third-Down Conversions	6 of 14	4 of 11
Fourth-Down Conversions	2 of 3	3 of 3
Red-Zone Scores-Chances	4 of 5	3 of 4

Individual Statistics

Nevada

RUSHING: BUTLER, James 37-175; KINCAIDE, J. 8-52; STEWART, Tyler 3-0

PASSING: STEWART, Tyler 13-20-0-127; CELIS, Andrew 1-2-0-36

RECEIVING: DEMPS, Wyatt 9-124; RICHARDSON, J. 2-13;

BUTLER, James 1-19; MUHAMMAD, Ahki 1-5; CELIS, Andrew 1-2

INTERCEPTIONS: None

FUMBLES: BUTLER, James 1-1

Fresno State

RUSHING: JAMES, Dontel 27-169; GREEN, Treyvon 6-29; KLINE, Zach 4-23; VIRGIL, Chason 7-16; JOHNSON, KeeSea 1-10; RICE, Justin 3-8

PASSING: VIRGIL, Chason 16-27-0-197; KLINE, Zach 0-1-0-0

RECEIVING: JOHNSON, KeeSea 5-71; JORDAN, Jamire 3-50;

GREEN, Treyvon 2-23; PECK, Aaron 2-17; HARDAWAY, Delvo 1-23;

RIDDERING, Kyle 1-12; RICE, Jared 1-1; JAMES, Dontel 1-0

INTERCEPTIONS: None

FUMBLES: KLINE, Zach 1-1; VIRGIL, Chason 1-0; JAMES, Dontel 1-1

RENO, Nev. - The Nevada football team saw standout performances from James Butler, and a career game from Wyatt Demps. But at the end the Wolf Pack defense stood up and took four shots from Fresno State inside the 5-yard line and never broke.

The goal-to-go stand sealed a 27-22 bounce-back win for the Wolf Pack over Fresno State. Butler ran for 175 yards on a career-high 37 carries while Demps caught nine passes for 124 yards and three touchdowns – all career-highs.

Coming out of halftime, Fresno State scored late in the third quarter and then added a field goal with 13:37 left in the fourth to cut it to 21-16. Nevada answered with a 14-play scoring drive that featured 13 straight run plays before Stewart hit Demps with a brilliant 8-yard fade in the corner of the endzone for the score.

Fresno State would answer, however, to make the score at 27-22. Nevada was then forced to punt on the ensuing drive and the Bulldogs took over with 2:55 left in the game at their own 40. With under a minute to go, the Bulldogs had first-and-goal from the Nevada 4.

The Pack dialed up the pressure, forcing two straight incompletions. On third down, Fresno State completed a pass in the flat and Asauni Rufus made the stop for no gain to force fourth down. On the final

play, the Pack flushed Fresno State quarterback Chaison Virgil from the pocket and the pass attempt was incomplete to seal the win.

How It Happened: Nevada took a 21-6 lead into halftime after scoring a touchdown just before the end of the second quarter. Fresno State outscored the Pack in the second half but the Nevada defense posted big stops when they needed to.

Play of the Game: On Nevada's second possession of the game, the Pack pulled some tricks out of its bag and pulled off a successful reverse play. Stewart reversed the ball back to Celis who heaved a 36-yard pass to a wide open Demps to give Nevada the lead.

Player of the Game: Wyatt Demps. The junior wide out set career highs in nearly every receiving category including receptions (9), receiving yards (124) and receiving touchdowns (3).



2016 NEVADA WOLF PACK FOOTBALL — GAME RECAPS



Game 7

San Jose State 14, Nevada 10

Oct. 15, 2016; at CEFCU Stadium (San Jose, Calif.)

Attendance: 15,161



Score by quarters	1	2	3	4	Score	Record
Nevada	0	0	3	7	10	3-4
San Jose State	0	7	0	7	14	2-5

Scoring summary

Team	Qtr	Time	Scoring	Conversion	Drive	TOP	A	H
SJ	2nd	11:20	POTTER, Kenny 3 yd run	CRAWFORD, Bryce kick	7-23	3:27	0	7
NEV	3rd	00:31	PETTIT, Spencer 28 yd field goal		13-65	6:39	3	7
NEV	4th	06:52	BUTLER, James 46 yd pass from STEWART, T.	PETTIT, Spencer kick	6-77	2:07	10	7
SJ	4th	00:50	POTTER, Kenny 3 yd run	CRAWFORD, Bryce kick	12-84	5:55	10	14

Team Statistics

	Nevada	SJSU
FIRST DOWNS	13	20
RUSHES-YARDS (NET)	34-113	54-137
PASSING YARDS (NET)	144	142
Passes Att-Comp-Int	9-22-2	11-17-0
TOTAL OFFENSE PLAYS-YDS	56-257	71-279
Fumble Returns-Yards	0-0	0-0
Punt Returns-Yards	0-0	0-0
Kickoff Returns-Yards	1-22	3-109
Interception Returns-Yards	0-0	2-16
Punts (Number-Avg.)	5-41.2	5-35.2
Fumbles-Lost	0-0	1-0
Penalties-Yards	3-35	4-43
Possession Time	23:32	36:28
Third-Down Conversions	2 of 10	6 of 15
Fourth-Down Conversions	1 of 1	1 of 4
Red-Zone Scores-Chances	1 of 1	2 of 3

Individual Statistics

Nevada

RUSHING: BUTLER, James 20-94; MUHAMMAD, Ahki 1-8; KINCAIDE, J. 4-6; STEWART, Tyler 6-6; GANGI, Ty 1-4; RUFUS, Asauni
PASSING: STEWART, Tyler 9-20-2-144; GANGI, Ty 0-1-0-0
RECEIVING: BUTLER, J. 3-92; DEMPS, W. 2-29; RICHARDSON, J. 1-14; GIPSON, Jarred 1-10; KINCAIDE, J. 1-3; CELIS, Andrew 1-minus 4
INTERCEPTIONS: None
FUMBLES: None

San Jose State

RUSHING: ROBERSON, Malik 35-139; CRAWLEY, Tim 4-12; POTTER, Kenny 13-4; COOPER, Deontae 1-0
PASSING: POTTER, Kenny 11-17-0-142
RECEIVING: HARTLEY, Tre 5-76; HOLMES, Justin 3-32; CRAWLEY, Tim 2-20; ROBERSON, Malik 1-14
INTERCEPTIONS: BIERRIA, Trevon 1-12; CHACHERE, Andre 1-4
FUMBLES: POTTER, Kenny 1-0

SAN JOSE, Calif. - Despite 186 all-purpose yards from James Butler, the Nevada football team fell on the road to San Jose State, 14-10.

A slugfest for three quarters - San Jose State led 7-3 going into the fourth quarter - turned into a back-and-forth affair down the stretch. Nevada took a 10-7 lead when Butler scored on a brilliant play, a 46-yard screen pass from Tyler Stewart with 6:52 left.

But the Spartans took it down 85 yards on 12 plays and 5:55 to scored on a three-year quarterback keeper with just 50 seconds left. The Wolf Pack got the ball out near midfield with a few seconds left but Stewart's Hail Mary fell incomplete.

With rain falling on and off through the night at CEFCU Stadium, the Pack and Spartans both turned to their ground games. Butler racked up 94 yards on 20 carries and he also had 92 yards receiving on just three catches. He accounted for 186 of Nevada's 257 yards of total offense in the game.

The Spartans got on the board after a rare Pack turnover. The Spartans took the short field and went down and scored, with quarterback Kenny Potter taking it in from three yards out.

The Pack struggled to get much going offensively in the first half, save for Butler. The junior had 11 touches for 82 yards in the first 30

minutes, while the Pack overall tallied 86 yards on 24 plays. Defensively, the Pack bottled up the Spartans as Jarid Joseph recorded a pair of first-half sacks and Patrick Choudja got another one as the Pack nearly equaled its season total (four) in the first half alone.

It matched the season sack total in the second half when Malik Reed got another sack - his third of the season and third in as many games - and appeared to force a fumble. But the Spartans were able to get the snap off before a challenge could be made.

Nevada got on the board in the third quarter when Spencer Pettit made his collegiate debut with a 28-yard field goal.

How It Happened: San Jose State took a 7-0 lead into halftime and a 7-3 lead into the final quarter. The Spartans scored late in the fourth to put the game away, 14-10.

Play of the Game: A 46-yard screen pass from Stewart to Butler in the fourth quarter, Nevada's only TD of the game.

Player of the Game: James Butler. The junior RB totaled 186 all-purpose yards, 94 on the ground and 92 through the air. He had receptions of 30 and 46 yards, and hauled in the lone Pack touchdown reception of the game.



Game 8

Wyoming 42, Nevada 34

Oct. 22, 2016; at Mackay Stadium (Reno, Nev.)

Attendance: 18,877



Score by quarters	1	2	3	4	Score	Record
Wyoming	7	14	14	7	42	5-2
Nevada	0	13	14	7	34	3-5

Scoring summary

Team	Qtr	Time	Scoring	Conversion	Drive	TOP	A	H
WY	1st	06:58	HILL, Brian 56 yd run	ROTHE, Cooper kick	3-65	1:01	7	0
NEV	2nd	14:05	PETTIT, Spencer 45 yd field goal		12-44	5:28	7	3
WY	2nd	10:01	HILL, Brian 2 yd run	ROTHE, Cooper kick	8-92	3:59	14	3
NEV	2nd	06:47	GANGI, Ty 17 yd run	PETTIT, Spencer kick	10-75	3:14	14	10
WY	2nd	01:23	ALLEN, Josh 1 yd run	ROTHE, Cooper kick	13-75	5:24	21	10
NEV	2nd	00:25	PETTIT, Spencer 44 yd field goal		10-52	0:53	21	13
WY	3rd	08:44	ALLEN, Josh 4 yd pass from CONWAY, Austin	ROTHE, Cooper kick	13-75	6:16	28	13
NEV	3rd	06:27	BUTLER, James 9 yd run	PETTIT, Spencer kick	6-54	2:08	28	20
WY	3rd	04:15	HILL, Brian 20 yd run	ROTHE, Cooper kick	7-57	2:05	35	20
NEV	3rd	01:03	GIPSON, Jarred 27 yd pass from GANGI, Ty	PETTIT, Spencer kick	7-75	3:06	35	27
WY	4th	02:52	ALLEN, Josh 7 yd run	ROTHE, Cooper kick	9-80	4:42	42	27
NEV	4th	00:40	BUTLER, James 0 yd fumble recovery	PETTIT, Spencer kick	12-75	2:12	42	34

Team Statistics

	Wyoming	Nevada
FIRST DOWNS	27	32
RUSHES-YARDS (NET)	56-401	32-132
PASSING YARDS (NET)	139	347
Passes Att-Comp-Int	9-14-0	31-49-1
TOTAL OFFENSE PLAYS-YDS	70-540	81-479
Fumble Returns-Yards	0-0	0-0
Punt Returns-Yards	1-21	2-7
Kickoff Returns-Yards	2-44	3-85
Interception Returns-Yards	1-0	0-0
Punts (Number-Avg.)	3-38.3	3-52.3
Fumbles-Lost	0-0	3-0
Penalties-Yards	6-67	7-75
Possession Time	31:41	28:19
Third-Down Conversions	9 of 13	12 of 18
Fourth-Down Conversions	1 of 1	0 of 0
Red-Zone Scores-Chances	5 of 5	3 of 4

Individual Statistics

Nevada

RUSHING: BUTLER, J. 14-73; GANGI, T. 10-35; KINCAIDE, J. 5-20; STEWART, Tyler 3-4

PASSING: GANGI, T. 27-43-1-300; STEWART, T. 4-5-0-47

RECEIVING: DEMPS, W. 8-97; HENDERSON, H. 7-89; BUTLER, J. 6-43; GIPSON, J. 3-47; RICHARDSON, J. 2-21; CELIS, A. 2-2; SCOTT, B. 1-20; MUHAMMAD, A. 1-18; KINCAIDE, J. 1-10

INTERCEPTIONS: None

FUMBLES: GANGI, T. 2-0; BUTLER, J. 1-0

Wyoming

RUSHING: HILL, B. 29-289; ALLEN, J. 14-52; WICK, S. 9-45; CONWAY, A. 3-17

PASSING: ALLEN, J. 8-12-0-135; CONWAY, A. 1-1-0-4

RECEIVING: GENTRY, T. 4-109; HILL, B. 1-13; CONWAY, A. 1-9; MAULHARDT, J. 1-6; ALLEN, Josh 1-4; WICK, Shaun 1-minus 2

INTERCEPTIONS: WILSON, Logan 1-0

FUMBLES: None

RENO, Nev. - Sophomore Ty Gangi took over for an injured Tyler Stewart and rallied the Wolf Pack, but Nevada's comeback attempt ultimately fell short against Wyoming.

A late touchdown run by James Butler pulled Nevada within one score, and the Wolf Pack recovered an onside kick with less than a minute to go. But a Cowboy interception ended the rally and Nevada fell, 42-34.

A high-scoring third quarter - in which each team put two touchdowns on the board - led to a right fourth quarter before the Cowboy rushing attack nearly put the game out of reach. Brian Hill got Wyoming deep in Nevada territory and Josh Allen put the game out of reach with the Cowboys' fifth rushing TD of the night.

Nevada had an earlier chance to tie the game in the fourth quarter. Trailing by eight at 35-27, the Pack forced a defensive stop and got the ball back with plenty of time left on the clock. Nevada drove down inside the Wyoming 15-yard line but the drive stalled, in part due to a 15-yard penalty that pushed the team back. Spencer Pettit came on salvage points on the drive with his third field goal of the night, but his 37-yarder missed left.

Gangi had a strong night, completing 27-of-43 for 300 yards and a touchdown. Nine different Pack players caught a pass, including

Wyatt Demps, who had eight for 97 yards, and Hasaan Henderson (seven for 89 yards). James Butler ran for 73 yards on 14 carries and also had 43 yards receiving on six catches.

After Nevada got on the board early in the second quarter with a career-long 45-yard field goal by Spencer Pettit, the teams traded touchdowns. Wyoming's came on a 2-yard rush by Hill. Nevada's was a 17-yard rush by Gangi, the first of his collegiate career.

How It Happened: Wyoming put the first set of points on the scoreboard and went up 14-3 before it became a back and forth affair. The Cowboys rushed for over 400 yards and scored when they needed to stay ahead of the Wolf Pack.

Play of the Game: Nevada's lone touchdown pass of the game came near the end of the third quarter from Ty Gangi to Jarred Gipson. Needing to score to stay in the game, Gangi produced the first TD pass of his career to Gipson, a 27-yard strike that put Nevada within eight points.

Player of the Game: Ty Gangi. The sophomore quarterback took most of the snaps after replacing an injured Tyler Stewart and threw for 300 yards. He completed 27 passes to nine different receivers and also threw and ran for a pair of scores.



TYLER STEWART
 SENIOR
 QUARTERBACK
 6-4, 220
 Simi Valley, Calif.
 (Sierra Canyon HS)
#15



- 2016:**
- Out for the rest of the season with a shoulder injury, effectively ending his career at Nevada
 - Finished his season 28th in the nation and first in the conference in completion percentage (63.2)
 - Ends his career with 3,551 passing yards, 27 passing touchdowns, 438 rushing yards and six rushing touchdowns while playing in 29 games
 - Surpassed 1,000 passing yards for the season with 144 at San Jose State on Oct. 15
 - Eclipsed 3,000 career passing yards at Purdue on Sept. 24

CAREER STATISTICS

PASSING

Year	G	COMP-ATT-INT	YDS	TD	LONG
2013	7	21-37-2	251	3	68
2014	1	0-0-0	0	0	0
2015	13	186-326-7	2,139	15	73
2016	8	110-174-3	1,161	9	46
Total	29	317-537-12	3,551	27	73

RUSHING

Year	G	CAR	YDS	TD	AVG./R	LONG
2013	7	6	24	0	4.0	42
2014	1	1	-4	0	-4.0	0
2015	13	97	323	4	3.3	33
2016	8	53	95	2	1.8	17
Total	29	157	438	6	2.8	42

CAREER BESTS

Completions: 25, at Wyoming (10/17/15)
 Passing Yds: 287, at Wyoming (10/17/15)
 Passing TDs: 3, twice,
 last vs. San Jose State (11/14/15)
 Rushing Yds: 61, vs. UNLV (10/3/15)
 Rushing TDs: 2, vs. New Mexico (10/10/15)

TY GANGI
 SOPHOMORE
 QUARTERBACK
 6-2, 205
 Glendale, Calif.
 (Ventura College)
#6



- 2016:**
- Named the starting QB following the loss of Tyler Stewart to injury
 - Threw for 300 yards, a touchdown and rushed for a touchdown vs. Wyoming when he replaced Tyler Stewart on Oct. 22
 - Set career highs in almost every category in his first major game against Wyoming on Oct. 22
 - His 300 passing yards were the most since Cody Fajardo threw for 306 against Boise State on Oct. 4, 2016
 - Made his debut vs. Notre Dame on Sept. 10, throwing for 88 yards and rushing for 15

CAREER STATISTICS

PASSING

Year	G	COMP-ATT-INT	YDS	TD	LONG
2016	6	31-53-1	404	1	68
Total	6	31-53-1	404	1	68

RUSHING

Year	G	CAR	YDS	TD	AVG./R	LONG
2016	6	19	79	1	4.2	17
Total	6	19	79	1	4.2	17

CAREER BESTS
 Completions: 27, vs. Wyoming (10/22/16)
 Passing Yds: 300, vs. Wyoming (10/22/16)
 Passing TDs: 1, vs. Wyoming (10/22/16)
 Rushing Yds: 35, vs. Wyoming (10/22/16)
 Rushing TDs: 1, vs. Wyoming (10/22/16)
 Long Rush: 17, vs. Wyoming (10/22/16)

HUNTER FRALICK
 SOPHOMORE
 QUARTERBACK
 6-2, 205
 Sparks, Nev.
 (Spanish Springs HS)
#11



- 2016:**
- Moves to the back up role at QB
 - Made his collegiate debut last season and will push for more playing time as sophomore in 2016

CAREER STATISTICS

PASSING

Year	G	COMP-ATT-INT	YDS	TD	LONG
2015	3	0-3-0	0	0	0
2016	0	0-0-0	0	0	0
Total	3	0-3-0	0	0	0

RUSHING

Year	G	CAR	YDS	TD	AVG./R	LONG
2015	3	1	4	1	4.0	4
2016	0	0	0	0	0	0
Total	3	1	4	1	4.0	4

CAREER BESTS

Rushing Yds: 4, at San Diego State (11/28/15)
 Rushing TDs: 1, at San Diego State (11/28/15)
 Long Rush: 4, at San Diego State (11/28/15)



JAMES BUTLER

JUNIOR
RUNNING BACK
 5-9, 210
 Bloomington, Ill.
 (Saint Francis HS)

#20



2016:

- Rushed for 73 yards and two touchdowns against Wyoming on Oct. 22
- Caught three passes for 92 yards at San Jose State on Oct. 15, a new career high
- Ranks 20th in the nation and fifth in the conference in all-purpose yards with 145.1 a game
- Is ranked 18th in the nation in rushing yards per game (111.9) and 17th in total yards (895)
- Now ninth in career rushing yards (2,875)
- Logged his 14th career game with 100+ rushing yards against Fresno State
- Recorded his first ever receiving touchdown at Purdue on Sept. 24, bringing in a six yard pass from Tyler Stewart in the second quarter

CAREER STATISTICS

RUSHING

Year	G	CAR	YDS	TD	AVG/R	LONG
2014	13	140	635	5	4.5	59
2015	13	207	1,342	10	6.5	91
2016	8	172	895	7	5.2	55
Total	34	519	2,875	22	5.5	91

RECEIVING

Year	G	REC	YDS	TD	AVG/C	LONG
2014	13	5	13	0	2.6	7
2015	13	7	44	0	6.3	17
2016	8	26	266	2	10.2	20
Total	34	38	323	2	8.5	20

CAREER BESTS

- Carries: 37, vs. Fresno State (10/8/16)
- Rushing Yds: 189, vs. Colorado State (12/29/15)
- Rushing TDs: 3, vs. Buffalo (9/17/16)
- Longest Rush: 91, at Buffalo (9/26/15)
- Receptions: 6, at Purdue (9/24/16)
- Receiving Yds: 92, at San Jose State (10/15/16)
- Receiving TDs: 1, twice,
last at San Jose State (10/15/16)

JAXSON KINCAIDE

FRESHMAN
RUNNING BACK
 5-9, 180
 Fort Lauderdale, Fla.
 (Saint Thomas Aquinas)

#24



2016:

- Scored from two yards out against Hawaii on Oct. 1 for his second rushing TD of the season
- Carried the ball 18 times for 99 yards against Buffalo on Sept. 17, both career highs
- Got his first career start vs. Buffalo
- Scored his first collegiate touchdown on a six-yard rush at Notre Dame, Nevada's only touchdown of the game
- Carried the ball for the first time at Notre Dame, a 17-yard run
- Caught two passes in his first collegiate game

CAREER STATISTICS

RUSHING

Year	G	CAR	YDS	TD	AVG/R	LONG
2016	8	46	216	2	4.7	48
Total	8	46	216	2	4.7	48

RECEIVING

Year	G	REC	YDS	TD	AVG/C	LONG
2016	8	5	32	0	6.4	20
Total	8	5	32	0	6.4	20

CAREER BESTS

- Carries: 18, vs. Buffalo (9/17/16)
- Rushing Yds: 99, vs. Buffalo (9/17/16)
- Rushing TDs: 1, two times
last at Hawaii (10/1/16)
- Longest Rush: 48, vs. Buffalo (9/17/16)
- Receptions: 2, vs. Cal Poly (9/2/16)
- Receiving Yds: 16, vs. Cal Poly (9/2/16)
- Long Reception: 20, vs. Cal Poly (9/2/16)

BLAKE WRIGHT

SOPHOMORE
RUNNING BACK
 5-10, 200
 Fresno, Calif.
 (Edison HS)

#33



2016:

- Adds more depth to a running back core that lost Akeel Lynch to retirement
- Has a career 29 yards heading into the week against New Mexico

CAREER STATISTICS

RUSHING

Year	G	CAR	YDS	TD	AVG/R	LONG
2015	9	4	8	0	2.0	5
2016	7	4	17	0	4.2	6
Total	16	9	29	0	3.6	5

CAREER BESTS

- Carries: 4, vs. Buffalo (9/17/16)
- Rushing Yds: 17, vs. Buffalo (9/17/16)
- Longest Rush: 6, vs. Buffalo (9/17/16)



JERICO RICHARDSON
 SENIOR
 WIDE RECEIVER
 5-11, 190
 North Hills, Calif.
 (Bishop Alemany HS)
#84



2016:

- Has caught a pass in 27 consecutive games dating back to 2014
- Caught four passes for 39 yards at Hawaii on Oct. 1
- Excluding his freshman season he only has two games where he did not record a reception
- Led the team with 46 receiving yards in week three
- Caught a TD vs. Cal Poly that helped Nevada score 21 first quarter points
- Named to the preseason watch list for the Biletnikoff Award

CAREER STATISTICS

Year	G	REC	YDS	TD	AVG./C	LONG
2013	8	3	22	0	7.3	10
2014	13	56	655	3	11.7	30
2015	13	68	750	5	11.0	72
2016	8	21	219	1	10.4	19
Total	42	148	1,646	9	11.1	72

CAREER BESTS

Receptions: 13, vs. Southern Utah (9/30/14)
 Receiving Yds: 177, vs. Southern Utah (9/30/14)
 Receiving TDs: 1, nine times,
 last vs. Cal Poly (9/2/16)
 Long Reception: 72, at San Diego State (11/28/15)

WYATT DEMPS
 JUNIOR
 WIDE RECEIVER
 6-4, 200
 Elk Grove, Calif.
 (Pleasant Grove HS)
#19



2016:

- Hauled in eight passes for 97 yards, leading the receiving core for Nevada against Wyoming on Oct. 22
- Ranks second in the Mountain West and 28th in the nation in receiving TDs with six
- Had a career day against Fresno State on Oct. 8, setting highs in catches, receiving yards, touchdowns and long reception
- Became the first Nevada receiver to hit 100 yards in a game in 2016, recording 124 against Fresno State on Oct. 8
- Is the first receiver since 2011 to catch three touchdown passes in a single game (Fresno State)

CAREER STATISTICS

Year	G	REC	YDS	TD	AVG./C	LONG
2014	5	4	57	0	14.2	22
2015	13	27	232	0	8.6	25
2016	8	37	432	6	11.7	45
Total	26	68	721	6	10.6	45

CAREER BESTS

Receptions: 9, vs. Fresno State (10/8/16)
 Receiving Yds: 124, vs. Fresno State (10/8/16)
 Receiving TDs: 3, vs. Fresno State (10/8/16)
 Long Reception: 45, vs. Fresno State (10/8/16)

ANDREW CELIS
 SOPHOMORE
 WIDE RECEIVER
 5-11, 190
 San Quentin, Calif.
 (Marin Catholic HS)
#83



2016:

- Completed a touchdown pass to Wyatt Demps in a trick play against Fresno State Oct. 8
- Hauled in three passes for 52 yards at Hawaii on Oct. 1
- Set a single-game high in receptions with three against Buffalo on Sept. 17
- Recorded a career-long reception against Notre Dame on Sept. 10 of 68 yards
- Logged his first career catch against Cal Poly in the Sept. 2 season opener, a 21-yard completion

CAREER STATISTICS

PUNT RETURNS

Year	G	No.	YDS	TD	LONG	AVG./R
2015	12	11	152	0	40	13.8
2016	8	7	36	0	11	5.1
Total	20	16	188	0	40	10.4

KICK RETURNS

Year	G	No.	YDS	TD	LONG	AVG./R
2015	12	2	36	0	19	18.0
2016	8	0	0	0	0	0
Total	20	2	36	0	19	18.0

RECEIVING

Year	G	REC	YDS	TD	AVG./C	LONG
2016	8	16	217	0	13.6	68
Total	8	16	217	0	13.6	68

CAREER BESTS

Punt returns: 2, four times times,
 last at Notre Dame (9/10/16)
 Punt return yds: 40, vs. UC Davis (9/3/15)
 Long punt return: 40, vs. UC Davis (9/3/15)
 Kick returns: 2, at Fresno State (11/5/15)
 Kick return yds: 36, at Fresno State (11/5/15)
 Long kick return: 19, at Fresno State (11/5/15)
 Receptions: 3, twice
 last at Hawaii (10/1/16)
 Receiving Yds: 68, at Notre Dame (9/10/16)
 Long Reception: 68, at Notre Dame (9/10/16)

HASAAN HENDERSON

SENIOR
WIDE RECEIVER
6-5, 220
Las Vegas, Nev.
(Las Vegas HS)

#12



2016:

- Caught seven passes for 89 yards against Wyoming on Oct. 22, both season highs
- Needs six receiving yards to pass Treamelle Taylor for 17th in career receiving yards at Nevada
- With 160 receiving yards he will eclipse 2,000 for his Wolf Pack career
- Registered his first TD catch of the season at Purdue and established a season-high of four catches
- Preseason all-conference from Athlon Sports

CAREER STATISTICS

Year	G	REC	YDS	TD	AVG./C	LONG
2013	12	29	326	1	11.2	32
2014	10	45	579	4	12.9	34
2015	13	52	741	4	14.2	73
2016	6	19	194	1	10.2	20
Total	41	145	1,840	10	12.7	73

CAREER BESTS

Receptions: 10, at Colorado State (11/9/13)
Receiving Yds: 141, vs. Boise State (10/4/14)
Receiving TDs: 1, 10 times,
last at Purdue (9/24/16)
Long Reception: 73, at Fresno State (11/5/15)

AHKI MUHAMMAD

SOPHOMORE
WIDE RECEIVER
5-9, 185
Hayward, Calif.
(James Logan HS)

#3



2016:

- Hauled in a career-long 18-yard catch vs. Wyoming
- Pulled in his first career reception vs. Buffalo on Sept. 17, finished the game with two catches
- Moved from cornerback to wide receiver in the spring of 2016

CAREER STATISTICS

Year	G	REC	YDS	TD	AVG./C	LONG
2016	8	4	41	0	10.2	18
Total	8	4	41	0	10.2	18

CAREER BESTS

Receptions: 2, vs. Buffalo (9/17/16)
Receiving Yds: 18, twice
last vs. Wyoming (10/22/16)
Long Reception: 18, vs. Wyoming (10/22/16)

DOMINIC CHRISTIAN

RS FRESHMAN
WIDE RECEIVER
6-1, 200
Chicago, Ill.
(Hales Franciscan HS)

#2



2016:

- An athletic receiver who could see playing time as a redshirt freshman
- Listed as the third X receiver behind Wyatt Demps and Hasaan Henderson

JASON ELENBERGER

SOPHOMORE
WIDE RECEIVER
5-11, 185
Sacramento, Calif.
(Air Force)

#80



2016:

- Cracked into the depth chart in week five, just prior to conference play
- One of the Pack's kickoff returners along with senior Elijah Mitchell

AUSTIN GARROW

SENIOR
TIGHT END
6-3, 245
Novato, Calif.
(Novato HS)

#45



2016:

- Caught his first career pass for 11 yards at Hawaii on Oct. 2
- Has joined Jarred Gipson in a two tight end set to start three games this season (Cal Poly, Buffalo, Fresno State)
- An excellent blocker who paved the way for two 1,000-yard rushers last season

JARRED GIPSON

SENIOR
TIGHT END
6-1, 240
Houston, Texas
(Cypress Creek HS)

#47



2016:

- Hauled in three passes for 47 yards and his first touchdown of 2016 vs. Wyoming on Oct. 22
- Snagged a season-long 27 yard pass against Wyoming on Oct. 22
- Named to the John Mackey Award preseason watch list and the Earl Campbell Tyler Rose Award watch list

CAREER STATISTICS

Year	G	REC	YDS	TD	AVG./C	LONG
2013	11	9	58	0	6.4	14
2014	13	33	291	4	8.8	28
2015	13	19	247	5	13.0	33
2016	8	9	107	1	11.9	27
Total	45	70	703	10	10.0	33

CAREER BESTS

Receptions: 8, at Arizona (9/13/14)
Receiving Yds: 74, vs. Boise State (10/4/14)
Receiving TDs: 2, twice,
last vs. Boise State (10/4/14)
Long Reception: 33, at Texas A&M (9/18/15)



“The Union”, a nickname bestowed upon by Hall of Fame head coach Chris Ault in the early 1980s, is a title that represents the blue collar work ethic of the Nevada offensive line. “The Union” owns the job of making the prolific Wolf Pack offense run and carries with it decades of tradition and success.

NATHAN GOLTRY
 SENIOR
 OFFENSIVE LINE
 6-1, 300
 Rancho Cucamonga, Calif.
 (Chaffey College)

#62



- 2016:**
- Gave Ty Gangi enough time in the pocket to throw for 300 yards while not allowing him to be sacked vs. Wyoming on Oct. 22
 - Has started in 21 straight games
 - Led the way for Nevada’s 352 rushing yards against Buffalo on Sept. 17, the most in the Polian era
 - Rimington Trophy preseason watch list
 - Named the team’s starting center

DAREN ECHEVERIA
 SOPHOMORE
 OFFENSIVE LINE
 6-4, 290
 Antelope, Calif.
 (Antelope HS)

#63



- 2016:**
- Gave Ty Gangi enough time in the pocket to throw for 300 yards while not allowing him to be sacked vs. Wyoming on Oct. 22
 - Led the way for Nevada’s 352 rushing yards against Buffalo on Sept. 17, the most in the Polian era
 - Has played in six games of the 2016 season, rotating into The Union regularly
 - Played in five games in 2015 to start his college career

SEAN KREPSZ
 SOPHOMORE
 OFFENSIVE LINE
 6-5, 320
 Riverside, Calif.
 (Riverside C.C.)

#64



- 2016:**
- Gave Ty Gangi enough time in the pocket to throw for 300 yards while not allowing him to be sacked vs. Wyoming on Oct. 22
 - Led the way for Nevada’s 352 rushing yards against Buffalo on Sept. 17, the most in the Polian era
 - Started in his first Division I game vs. Cal Poly
 - Enrolled in the spring semester from Riverside City College and went through spring drills with the team

JEREMY MACAULEY
 SENIOR
 OFFENSIVE LINE
 6-1, 300
 Sparks, Nev.
 (Reed HS)

#72



- 2016:**
- Gave Ty Gangi enough time in the pocket to throw for 300 yards while not allowing him to be sacked vs. Wyoming on Oct. 22
 - Has been on the offensive line for James Butler’s entire 2,000-yard rushing career
 - Has played in 33 games with 14 starts in his Wolf Pack career
 - Led the way for Nevada’s 352 rushing yards against Buffalo on Sept. 17, the most in the Polian era
 - Wuerffel Trophy watch list

AUSTIN CORBETT
 JUNIOR
 OFFENSIVE LINE
 6-4, 300
 Sparks, Nev.
 (Reed HS)

#73



- 2016:**
- Gave Ty Gangi enough time in the pocket to throw for 300 yards while not allowing him to be sacked vs. Wyoming on Oct. 22
 - Has been on the offensive line for James Butler’s entire 2,000 rushing yard career
 - Has started 33 of his last 34 games over the last three seasons
 - Led the way for Nevada’s 352 rushing yards against Buffalo on Sept. 17, the most in the Polian era
 - Voted a team captain
 - Named to the preseason watch list for the 2016 Outland Trophy and Lindy’s Sports and Athlon Sports’ Preseason All-Mountain West second team


JACOB HENRY
 SENIOR
 OFFENSIVE LINE
 6-4, 295
 Lemoore, Calif.
 (Lemoore Union HS)

#79



- 2016:**
- Gave Ty Gangi enough time in the pocket to throw for 300 yards while not allowing him to be sacked vs. Wyoming on Oct. 22
 - Has started in 21 straight games
 - Led the way for Nevada’s 352 rushing yards against Buffalo on Sept. 17, the most in the Polian era
 - Returns for his senior season as a veteran member of The Union after starting in all 13 games at right tackle as a junior

MALIK REED
SOPHOMORE
DEFENSIVE END
 6-1, 245
 Dothan, Ala.
 (Dothan HS)
#90



2016:

- Had his first career multi-sack game vs. Wyoming
- Recorded six tackles including a three yard sack at San Jose State on Oct. 15
- Ranked sixth in the Mountain West with four sacks
- Has a sack in four straight games
- Set a career high with nine tackles (a career high three for loss) against Fresno State on Oct. 8
- Forced a fumble for a second straight game against Fresno State on Oct. 8
- Recorded seven tackles, his first career sack and two forced fumbles (also career firsts) at Hawaii on Oct. 2

CAREER STATISTICS

Year	G	UT	AT	TT	TFL	PD	QBS
2015	13	12	6	18	3.5	1	1
2016	8	31	10	41	9.0	0	5
Total	21	43	16	59	12.5	1	6

CAREER BESTS

Tackles: 9, vs. Fresno State (10/8/16)
 TFL: 3.0, vs. Fresno State (10/8/16)
 Sacks: 2.0, vs. Wyoming (10/22/16)
 Pass Breakups: 1, vs. San Jose State (11/14/15)
 Fumbles forced: 2, at Hawaii (10/1/16)

NAKITA LEALAO
JUNIOR
DEFENSIVE TACKLE
 6-2, 312
 Herriman, Utah
 (Laney College)
#55



2016:

- Logged his first tackle for loss at Hawaii on Oct. 2 for two yards
- Recorded two tackles against Buffalo on Sept. 17 for a new career high
- Saw time in his first Division I game vs. Cal Poly, making one tackle

CAREER STATISTICS

Year	G	UT	AT	TT	TFL	PD	QBS
2016	8	4	5	9	1.0	0	0
Total	8	4	5	9	1.0	0	0

CAREER BESTS

Tackles: 2, twice,
 last at San Jose State (10/15/16)
 TFL: 1, at Hawaii (10/1/16)

KOREY RUSH
SOPHOMORE
DEFENSIVE TACKLE
 6-1, 280
 Salt Lake City, Utah
 (East HS)
#99



2016:

- Set a career high in tackles with five against Fresno State on Oct. 8
- Recorded the Pack's first sack of 2016 at Purdue

CAREER STATISTICS

Year	G	UT	AT	TT	TFL	PD	QBS
2015	12	7	6	13	2.0	1	1
2016	8	6	6	12	1.0	0	1
Total	20	13	12	25	3.0	1	2

CAREER BESTS

Tackles: 5, vs. Fresno State (10/8/16)
 TFL: 1.0, vs. San Jose State (11/14/15)
 Sacks: 1.0, twice,
 last at Purdue (9/24/16)
 Pass Breakups: 1, at Fresno State (11/5/15)

PATRICK CHOUDJA
JUNIOR
DEFENSIVE END
 6-3, 250
 Oakley, Calif.
 (Freedom HS)
#95



2016:

- Set a new career high in tackles for loss with two including one sack at San Jose State on Oct. 15, logging six total tackles
- Tied his career-high with eight tackles at Purdue on Sept. 24, the third highest on the team
- Forced a fumble at Notre Dame, the second of his career

CAREER STATISTICS

Year	G	UT	AT	TT	TFL	PD	QBS
2014	13	8	0	8	2.0	0	1
2015	13	4	6	10	0.0	1	0
2016	8	24	11	35	4.0	0	1
Total	34	36	17	53	6.0	1	2

CAREER BESTS

Tackles: 8, twice,
 last at Purdue (9/24/16)
 TFL: 2.0, at San Jose State (10/15/16)
 Sacks: 1.0, twice,
 last at San Jose State (10/15/16)
 Fumbles forced: 1, twice
 last at Notre Dame (9/10/16)
 Pass Breakups: 1, vs. New Mexico (9/10/15)

HAUSIA SEKONA
RS FRESHMAN
DEFENSIVE LINE
 6-1, 275
 Salt Lake City, Utah
 (East HS)
#96



2016:

- Recorded three tackles at San Jose State on Oct. 15
- Made six tackles, including a tackle for loss in his collegiate debut vs. Cal Poly

CAREER STATISTICS

Year	G	UT	AT	TT	TFL	PD	QBS
2016	6	9	6	15	1.0	0	0
Total	6	9	6	15	1.0	0	0

CAREER BESTS

Tackles: 6, vs. Cal Poly (9/2/16)
 TFL: 1, vs. Cal Poly (9/2/16)



KALEI MEYER
 SOPHOMORE
 DEFENSIVE TACKLE
 6-1, 285
 Waipahu, Hawaii
 (Kamehameha HS)

#91



2016:

- Recorded a tackle for loss in his three tackle performance at San Jose State on Oct. 15, setting a new career high in TFL
- Earned his first career start at Purdue on Sept. 24
- Set a career-high in tackles with four at Purdue on Sept. 24

CAREER STATISTICS

Year	G	UT	AT	TT	TFL	PD	QBS
2015	12	1	2	3	0.5	0	0
2016	8	7	7	14	1.0	0	0
Total	20	8	9	17	1.5	0	0

CAREER BESTS

Tackles: 4, at Purdue (9/24/16)
 TFL: 1.0, at San Jose State (10/15/16_)

JORDAN SILVA
 SOPHOMORE
 DEFENSIVE END
 6-4, 250
 Murrieta, Calif.
 (Murrieta Valley HS)

#93



2016:

- Tallied four tackles and a sack vs. Wyoming
- Set a career high in tackles with six at San Jose State on Oct. 15
- Recorded two tackles for loss at San Jose State, a career high
- Recovered a fumble at Purdue on Sept. 24, the first of his career

CAREER STATISTICS

Year	G	UT	AT	TT	TFL	PD	QBS
2016	8	13	12	25	4.0	0	2
Total	8	13	12	25	4.0	0	2

CAREER BESTS

Tackles: 6, at San Jose State (10/15/16)
 TFL: 2.0, at San Jose State (10/15/16)
 Fumbles recovered: 1, at Purdue (9/24/16)
 Sacks: 1, twice
 last vs. Wyoming (10/22/16)

JARID JOSEPH
 SOPHOMORE
 DEFENSIVE END
 6-2, 245
 Lakewood, Calif.
 (Lakewood HS)

#17



2016:

- Recorded three tackles, two sacks and forced a fumble at San Jose State on Oct. 15, all career highs
- Logged two tackles against Buffalo on Sept. 17 for his first multi-tackle game of the season

CAREER STATISTICS

Year	G	UT	AT	TT	TFL	PD	QBS
2015	10	2	1	3	0.0	0	0
2016	8	6	4	10	2.0	0	2
Total	18	8	5	13	2.5	0	2

CAREER BESTS

Tackles: 3, three times,
 last vs. Wyoming (10/22/16)
 TFL: 2.0, at San Jose State (10/15/16)
 Sacks: 2.0, at San Jose State (10/15/16)
 Fumbles forced: 1, at San Jose State (10/15/16)

ALEX BERTRANDO
 SENIOR
 LINEBACKER
 6-2, 230
 Loomis, Calif.
 (Del Oro HS)

#56



2016:

- Ranks 44th in the nation and fifth in the conference in solo tackles with 5.1 per game
- Ranks 24th in the nation and third in the conference in total tackles with 9.6 a game
- Recorded 10 tackles for the third game this season at San Jose State on Oct. 15
- Logged 14 tackles for a career high against Fresno State on Oct. 8
- Recorded 11 tackles and recovered a fumble to lead the defense at Purdue
- Was second on the team with eight tackles against Notre Dame on Sept. 10
- Voted a team captain
- Is a three-time member of the academic all-MW team

CAREER STATISTICS

Year	G	UT	AT	TT	TFL	PD	QBS
2013	12	25	23	48	4.5	1	0
2014	13	5	7	12	0.0	0	0
2015	9	18	12	30	1.0	1	0
2016	7	36	31	67	3.0	0	0
Total	41	84	73	157	8.5	2	0

CAREER BESTS

Tackles: 14, vs. Fresno State (10/8/16)
 TFL: 1.0, six times,
 last at Purdue (9/24/16)
 Fumbles forced: 1, twice,
 last at Purdue (9/24/16)
 Fumbles recovered: 1, twice,
 last vs. Fresno State (10/8/16)
 Pass Breakups: 1, twice,
 last at Texas A&M (9/18/15)
 Touchdowns: 1, vs. Hawai'i (9/21/13)

GABE SEWELL
*RS FRESHMAN
 LINEBACKER
 6-0, 230
 St. George, Utah
 (Desert Hills HS)*
#7



- 2016:**
- Logged five tackles against Wyoming on Oct. 22
 - Set a career-high in tackles with 10 at San Jose State on Oct. 15, including a tackle for loss
 - Recorded five tackles against Fresno State on Oct. 8
 - Put up five tackles at Purdue on Sept. 24
 - Recorded two tackles for loss at Notre Dame

CAREER STATISTICS

Year	G	UT	AT	TT	TFL	PD	QBS
2016	8	34	15	49	3.0	0	0
Total	8	34	15	49	3.0	0	0

CAREER BESTS
 Tackles: 10, at San Jose State (10/15/16)
 TFL: 2.0, at Notre Dame (9/10/16)

TRAVIS WILSON
*JUNIOR
 LINEBACKER
 6-1, 220
 Cedar Hill, Texas
 (Cedar Hill HS)*
#34




- 2016:**
- Recorded six tackles against Buffalo on Sept. 17, including getting in on a tackle for loss
 - Set a career-high in tackles at seven vs. Cal Poly, tied for third-best on the team
 - Has played in 25 games in his career

CAREER STATISTICS

Year	G	UT	AT	TT	TFL	PD	QBS
2013	10	2	1	3	0.0	0	0
2015	8	4	0	4	0.0	0	0
2016	7	12	8	20	0.5	1	0
Total	25	18	9	27	0.5	1	0

CAREER BESTS
 Tackles: 7, vs. Cal Poly (9/2/16)
 Fumbles recovered: 1, vs. San Jose State (11/16/13)
 TFL: 0.5, vs. Buffalo (9/17/16)

L.J. JACKSON
*SENIOR
 LINEBACKER
 6-0, 210
 Reno, Nev.
 (Hug HS)*
#10



- 2016:**
- Came off the bench in four games this year
 - Has played in 27 career games with 27 tackles

CAREER STATISTICS

Year	G	UT	AT	TT	TFL	PD	QBS
2014	10	4	3	7	0.0	0	0
2015	12	16	4	20	1.0	0	0
2016	6	0	0	0	0.0	0	0
Total	28	20	7	27	1.0	0	0

CAREER BESTS
 Tackles: 5, vs. New Mexico (10/10/15)
 TFL: 1.0, at San Diego State (11/28/15)

JAKE LACADEN
*SOPHOMORE
 LINEBACKER
 5-11, 220
 Kapolei, Hawaii
 (Saint Louis School)*
#38



- 2016:**
- Has seen action in 18 games of his career
 - Moved up in the depth chart to replace Lucas Weber after Weber's season-ending injury

CAREER STATISTICS

Year	G	UT	AT	TT	TFL	PD	QBS
2015	11	0	1	1	0.0	0	0
2016	8	2	0	2	0.0	0	0
Total	19	2	1	3	0.0	0	0

CAREER BESTS
 Tackles: 1, three times
 Last vs. Wyoming (10/22/16)

AUSTIN PAULHUS
*JUNIOR
 LINEBACKER
 6-1, 230
 Granite Bay, Calif.
 (American River Colleg)*
#50



- 2016:**
- Recorded a career-high 10 tackles against Wyoming on Oct. 22
 - Saw his first career start at San Jose State on Oct. 15, recording three tackles
 - Set a career-high with five tackles against Notre Dame on Sept. 10
 - Logged four tackles in his first appearance on the field for the Wolf Pack

CAREER STATISTICS

Year	G	UT	AT	TT	TFL	PD	QBS
2016	7	13	14	27	0.0	0	0
Total	7	13	14	27	0.0	0	0

CAREER BESTS
 Tackles: 10, vs. Wyoming (10/22/16)



**DAMEON
BABER**

SOPHOMORE
DEFENSIVE BACK
5-11, 180
Palmdale, Calif.
(Palmdale HS)

#5



2016:

- Recorded seven tackles for the third time this season at San Jose State on Oct. 15
- Logged seven tackles against Fresno State on Oct. 8 and stripped the second ball of his career
- Ranks second in the nation in fumbles recovered with three
- Recovered two fumbles against Purdue on Sept. 24
- Recorded seven tackles at Notre Dame on Sept. 10
- Recorded a tackle for loss, forced and recovered a fumble for the first time in his career during the season opener vs. Cal Poly
- Earned preseason All-Mountain West honors from the conference, Sporting News, Lindy's Sports, Athlon Sports and Phil Steele

CAREER STATISTICS

Year	G	UT	AT	TT	TFL	PD	INT
2015	10	45	20	65	0.5	8	6
2016	8	31	13	44	1.0	0	0
Total	18	76	33	109	1.5	8	6

CAREER BESTS

Tackles: 10, twice,
last vs. San Jose State (11/14/15)
TFL: 1, vs. Cal Poly (9/2/16)
Ints: 3, at Fresno State (11/5/15)
Pass Breakups: 2, vs. Colorado State (12/29/15)
Forced Fumbles: 1, twice,
last vs. Fresno State (10/8/16)
Fumble Recovered: 2, at Purdue (9/24/16)

**ASAUNI
RUFUS**

SOPHOMORE
DEFENSIVE BACK
6-0, 200
Bakersfield, Calif.
(Bakersfield HS)

#2



2016:

- Talled 11 tackles, including a TFL, against Wyoming on Oct. 22, a season high
- Ranks 16th in the nation in forced fumbles with three and is in the top 30 in the country in solo tackles, averaging 5.4 per game
- Recovered his first career fumble at Hawaii on Oct. 2
- Forced a career-high two fumbles and recorded nine tackles, including eight solo at Purdue on Sept. 24
- Started off the season forcing a fumble against Cal Poly in the season opener

CAREER STATISTICS

Year	G	UT	AT	TT	TFL	PD	INT
2015	13	58	47	105	0.0	3	1
2016	8	42	19	61	1.0	1	0
Total	21	100	66	166	1.0	4	1

CAREER BESTS

Tackles: 13, at Utah State (11/21/15)
Ints: 1, vs. Hawai'i (10/24/15)
Long Int Return: 29, vs. Hawai'i (10/24/15)
Fumbles forced: 2, at Purdue (9/24/16)
Fumbles recovered: 1, twice,
last vs. Fresno State (10/8/16)
Pass Breakups: 1, four times,
last vs. Buffalo (9/17/16)

**KENDALL
JOHNSON**

JUNIOR
DEFENSIVE BACK
6-0, 185
Lafayette, La.
(St. Thomas More HS)

#26



2016:

- Logged five tackles, including assisting on a tackle for loss, against Wyoming on Oct. 22
- Recorded four tackles, including a TFL, at Purdue on Sept. 24
- Picked off a pass at Notre Dame, the second of his career
- Forced a fumble and logged three tackles in the season opener vs. Cal Poly

CAREER STATISTICS

Year	G	UT	AT	TT	TFL	PD	INT
2014	12	15	8	23	0.0	4	1
2015	13	28	20	48	0.0	2	0
2016	8	21	5	26	3.5	3	1
Total	33	64	33	97	3.5	10	1

CAREER BESTS

Tackles: 6, three times,
last at Wyoming (10/17/15)
TFL: 1.0, three times,
last at San Jose State (10/15/16)
Ints: 1, vs. Washington State (9/5/14)
Long Int Return: 45, vs. Washington State (9/5/14)
Pass Breakups: 2, at UNLV (11/29/14)
Forced Fumbles: 1, vs. Cal Poly (9/2/16)

**E.J.
MUHAMMAD**

RS FRESHMAN
DEFENSIVE BACK
5-11, 175
DeSoto, Texas
(DeSoto HS)

#4



2016:

- Tied his career high in tackles with two at Purdue
- Made one tackle in his debut and had one pass breakup
- Named a co-winner of Nevada's most improved award after spring camp

CAREER STATISTICS

Year	G	UT	AT	TT	TFL	PD	INT
2016	8	6	3	9	0.0	1	0
Total	8	6	3	9	0.0	1	0

CAREER BESTS

Tackles: 2, three times,
last at Hawaii (10/1/16)
Pass Breakups: 1, vs. Cal Poly (9/2/16)



BRENT ZUZO

SENIOR
PLACEKICKER
5-10, 180
Canton, Mich.
(Plymouth HS)

#40



2016:

- Moved to fourth in Nevada history in career points with 277
- Drained a 31-yard field goal at Hawaii for a season-long field goal completion
- Hit from 23-yards out vs. Buffalo, made all five extra point attempts, kicked off seven times and posted four touchbacks
- One of the top kickers in program history, ranking fourth in career kicker scoring and made field goals
- Has started and played in 44 games in the past three seasons, making 130 extra points and has accumulated 277 career points

CAREER STATISTICS

Year	G	MADE	ATT	LONG	PCT.
2013	12	14	17	44	82.4
2014	13	14	18	45	77.8
2015	13	17	19	47	89.5
2016	6	4	8	31	50.0
Total	44	49	62	47	79.0

CAREER BESTS

Points: 12, three times,
last at Fresno State (11/5/15)
PATs Made: 7, at UNLV (11/29/14)
FGM: 3, five times,
last vs. Colorado State (12/29/15)
Long: 47, at Fresno State (11/5/15)

SPENCER PETTIT

RS FRESHMAN
PLACEKICKER
5-9, 170
Snohomish, Wash.
(Glacier Peak HS)

#48



2016:

- Went 2-for-3 against Wyoming on Oct. 22, including a career-long 45 yard attempt.
- Made his college debut at San Jose State on Oct. 15

CAREER STATISTICS

Year	G	MADE	ATT	LONG	PCT.
2016	2	3	4	45	75.0
Total	2	3	4	45	75.0

ALEX BOY

SENIOR
PUNTER
6-3, 200
Long Beach, Calif.
(Long Beach College)

#46



2016:

- With 66 punting yards he will eclipse 7,000 for his career
- All three punts against Wyoming on Oct. 22 were more than 50 yards with a long of 53
- Punted for 206 yards at San Jose State on Oct. 15, passing David Heppe for third in career punting yards at Nevada
- Ranks 11th in the nation and is first in the conference in punting, averaging 45.4 yards per punt
- Set a career-long punt of 71 yards in the season opener vs. Cal Poly
- Named to the Ray Guy preseason watch list
- Currently ranks third in program history behind Chase Tenpenny and Armando Avina with a 43.6 career punt average

CAREER STATISTICS

Year	G	No.	YDS	LONG	AVG.
2014	13	59	2,614	62	44.3
2015	13	65	2,732	68	42.0
2016	8	35	1,588	71	45.4
Total	34	159	6,934	71	43.6

CAREER BESTS

Punts: 8, twice,
last at Texas A&M (9/18/15)
Long: 71, vs. Cal Poly (9/2/16)
50+: 3, vs. Arizona (9/12/15)
Inside 20: 5, at Texas A&M (9/18/15)
Yards: 376, at Texas A&M (9/18/15)

WES FARNSWORTH

SOPHOMORE
LONG SNAPPER
6-2, 230
Reno, Nev.
(Bishop Manogue HS)

#42



2016:

- Named preseason fourth team All-American by Phil Steele
- Starting long snapper for the Wolf Pack
- Snaps to two all-conference selections in kicker Brent Zuzo and punter Alex Boy



SCHEDULE & RESULTS

RECORD	OVERALL	HOME	AWAY	NEUTRAL
ALL GAMES	3-5	3-1	0-4	0-0
CONFERENCE	1-3	1-1	0-2	0-0
NON-CONFERENCE	2-2	2-0	0-2	0-0

DATE	OPPONENT	W/L	SCORE	ATTEND
Sep 2, 2016	CAL POLY	W (OT)	30-27	19138
Sep 10, 2016	at Notre Dame	L	39-10	80795
Sep 17, 2016	BUFFALO	W	38-14	20457
Sep 24, 2016	at Purdue	L	24-14	41607
Oct 1, 2016	at Hawai'i*	L	38-17	23503
Oct 8, 2016	FRESNO STATE*	W	27-22	22411
Oct 15, 2016	at San Jose State*	L	14-10	15161
Oct 22, 2016	WYOMING*	L	42-34	18877

* indicates conference game

TEAM STATISTICS

	NEV	OPP		
SCORING.....	180	220	KICK RETURN AVERAGE	19.6 24.9
Points Per Game.....	22.5	27.5	PUNT RETURN AVERAGE	5.1 15.0
Points Off Turnovers.....	35	17	INT RETURN AVERAGE	17.5 5.2
FIRST DOWNS.....	175	182	FUMBLES-LOST	4-1 15-7
Rushing.....	87	112	PENALTIES-Yards.....	43-413 51-500
Passing.....	73	63	Average Per Game	51.6 62.5
Penalty	15	7	PUNTS-Yards.....	35-1588 27-1119
RUSHING YARDAGE.....	1358	2156	Average Per Punt	45.4 41.4
Yards gained rushing.....	1552	2340	Net punt average	38.5 38.6
Yards lost rushing.....	194	184	KICKOFFS-Yards.....	37-2320 43-2670
Rushing Attempts.....	318	394	Average Per Kick	62.7 62.1
Average Per Rush.....	4.3	5.5	Net kick average.....	38.4 40.0
Average Per Game	169.8	269.5	TIME OF POSSESSION/Game	28:39 31:21
TDs Rushing	12	19	3RD-DOWN Conversions.....	55/111 57/113
PASSING YARDAGE	1601	1397	3rd-Down Pct.....	50% 50%
Comp-Att-Int.....	142-235-4	103-170-2	4TH-DOWN Conversions	5/8 11/18
Average Per Pass.....	6.8	8.2	4th-Down Pct.....	62% 61%
Average Per Catch.....	11.3	13.6	SACKS BY-Yards	11-69 16-121
Average Per Game	200.1	174.6	MISC YARDS	0 0
TDs Passing	11	9	TOUCHDOWNS SCORED.....	23 28
TOTAL OFFENSE	2959	3553	FIELD GOALS-ATTEMPTS.....	7-12 8-10
Total Plays.....	553	564	ON-SIDE KICKS	1-1 0-0
Average Per Play	5.4	6.3	RED-ZONE SCORES	(24-30) 80% (30-34) 88%
Average Per Game	369.9	444.1	RED-ZONE TOUCHDOWNS.....	(19-30) 63% (23-34) 68%
KICK RETURNS: #-Yards.....	18-352	16-399	PAT-ATTEMPTS	(21-22) 95% (26-27) 96%
PUNT RETURNS: #-Yards	7-36	8-120	ATTENDANCE.....	80883 161066
INT RETURNS: #-Yards	2-35	4-21	Games/Avg Per Game	4/20221 4/40266



INDIVIDUAL STATISTICS

RUSHING	GP	Att	Gain	Loss	Net	Avg	TD	Long	Avg/G
BUTLER, James	8	172	925	30	895	5.2	7	55	111.9
KINCAIDE, J.	8	46	222	6	216	4.7	2	48	27.0
STEWART, Tyler	8	53	224	129	95	1.8	2	17	11.9
GANGI, Ty	6	19	89	10	79	4.2	1	17	13.2
LYNCH, Akeel	4	8	29	0	29	3.6	0	8	7.2
MUHAMMAD, Ahki	8	5	29	7	22	4.4	0	9	2.8
WRIGHT, Blake	7	4	17	0	17	4.2	0	6	2.4
MOORE, Kelton	8	2	11	1	10	5.0	0	11	1.2
RUFUS, Asauni	8	4	6	2	4	1.0	0	3	0.5
CELIS, Andrew	8	1	0	1	-1	-1.0	0	0	-0.1
TEAM	8	4	0	8	-8	-2.0	0	0	-1.0
Total.....	8	318	1552	194	1358	4.3	12	55	169.8
Opponents.....	8	394	2340	184	2156	5.5	19	59	269.5

PASSING	G	Effic	Cmp-Att-Int	Pct	Yds	TD	Lng	Avg/G
STEWART, Tyler	8	132.89	110-174-3	63.2	1161	9	46	145.1
GANGI, Ty	6	124.97	31-53-1	58.5	404	1	68	67.3
TEAM	8	0.00	0-6-0	0.0	0	0	0	0.0
CELIS, Andrew	8	366.20	1-2-0	50.0	36	1	36	4.5
Total.....	8	129.70	142-235-4	60.4	1601	11	68	200.1
Opponents.....	8	144.73	103-170-2	60.6	1397	9	57	174.6

RECEIVING	G	No.	Yds	Avg	TD	Long	Avg/G
DEMPS, Wyatt	8	37	432	11.7	6	45	54.0
BUTLER, James	8	26	266	10.2	2	46	33.2
RICHARDSON, J.	8	21	219	10.4	1	19	27.4
HENDERSON, H.	6	19	194	10.2	1	20	32.3
CELIS, Andrew	8	16	217	13.6	0	68	27.1
GIPSON, Jarred	8	9	107	11.9	1	27	13.4
KINCAIDE, J.	8	5	32	6.4	0	20	4.0
MUHAMMAD, Ahki	8	4	41	10.2	0	18	5.1
SCOTT, Brandon	8	3	36	12.0	0	20	4.5
GONZALEZ, V.	4	1	46	46.0	0	46	11.5
CARROW, Austin	8	1	11	11.0	0	11	1.4
Total.....	8	142	1601	11.3	11	68	200.1
Opponents.....	8	103	1397	13.6	9	57	174.6

PUNT RETURNS	No.	Yds	Avg	TD	Long
CELIS, Andrew	7	36	5.1	0	11
Total.....	7	36	5.1	0	11
Opponents.....	8	120	15.0	0	42



INDIVIDUAL STATISTICS

INTERCEPTIONS	No.	Yds	Avg	TD	Long
SAWYER, Jaden	1	35	35.0	0	35
JOHNSON, K.	1	0	0.0	0	0
Total.....	2	35	17.5	0	35
Opponents.....	4	21	5.2	0	12

KICK RETURNS	No.	Yds	Avg	TD	Long
MITCHELL, E.	13	301	23.2	0	52
MUHAMMAD, Ahki	2	16	8.0	0	16
RUFUS, Asauni	1	16	16.0	0	16
SCOTT, Brandon	1	0	0.0	0	0
LYNCH, Akeel	1	19	19.0	0	19
Total.....	18	352	19.6	0	52
Opponents.....	16	399	24.9	0	70

FUMBLE RETURNS	No.	Yds	Avg	TD	Long
BABER, Dameon	1	19	19.0	0	19
Total.....	1	19	19.0	0	19
Opponents.....	0	0	0.0	0	0

SCORING STATISTICS

	TD	FGs	Kick	Rush	Rcv	Pass	DXP	Saf	Points
BUTLER, James	9	0-0	0-0	0-0	0	0-0	0	0	54
DEMPS, Wyatt	6	0-0	0-0	0-0	0	0-0	0	0	36
ZUZO, Brent	0	4-8	16-17	0-0	0	0-0	0	0	28
PETTIT, Spencer	0	3-4	5-5	0-0	0	0-0	0	0	14
STEWART, Tyler	2	0-0	0-0	0-0	0	0-0	0	0	12
KINCAIDE, J.	2	0-0	0-0	0-0	0	0-0	0	0	12
GIPSON, Jarred	1	0-0	0-0	0-0	0	0-0	0	0	6
HENDERSON, H.	1	0-0	0-0	0-0	0	0-0	0	0	6
RICHARDSON, J.	1	0-0	0-0	0-0	0	0-0	0	0	6
GANGI, Ty	1	0-0	0-0	0-0	0	0-0	0	0	6
Total.....	23	7-12	21-22	0-0	0	0-0	0	0	180
Opponents.....	28	8-10	26-27	0-0	0	0-1	0	1	220



2016 NEVADA WOLF PACK FOOTBALL — STATISTICS



TOTAL OFFENSE

	G	Plays	Rush	Pass	Total	Avg/G
STEWART, Tyler	8	227	95	1161	1256	157.0
BUTLER, James	8	172	895	0	895	111.9
GANGI, Ty	6	72	79	404	483	80.5
KINCAIDE, J.	8	46	216	0	216	27.0
CELIS, Andrew	8	3	-1	36	35	4.4
LYNCH, Akeel	4	8	29	0	29	7.2
MUHAMMAD, Ahki	8	5	22	0	22	2.8
WRIGHT, Blake	7	4	17	0	17	2.4
MOORE, Kelton	8	2	10	0	10	1.2
RUFUS, Asauni	8	4	4	0	4	0.5
TEAM	8	10	-8	0	-8	-1.0
Total.....	8	553	1358	1601	2959	369.9
Opponents.....	8	564	2156	1397	3553	444.1

SPECIAL TEAMS STATISTICS

FIELD GOALS

	FGM-FGA	Pct	01-19	20-29	30-39	40-49	50-99	Lg	Blk
ZUZO, Brent	4-8	50.0	0-0	3-5	1-2	0-1	0-0	31	0
PETTIT, Spencer	3-4	75.0	0-0	1-1	0-1	2-2	0-0	45	0

FG SEQUENCE

Nevada

OPPONENTS

Cal Poly	(25),38	(27),(37)
at Notre Dame	(27)	(21)
Buffalo	(23)	43
at Purdue	27	(36)
at Hawai'i	(31),48	(27)
Fresno State	24	(44),(25),(35)
at San Jose State	(28)	-
Wyoming	(45),(44),37	47

Numbers in (parentheses) indicate field goal was made.

PUNTING

	No.	Yds	Avg	Long	TB	FC	I20	50+	Blkd
BOY, Alex	35	1588	45.4	71	6	11	12	11	0
Total.....	35	1588	45.4	71	6	11	12	11	0
Opponents.....	27	1119	41.4	56	2	11	11	6	0

KICKOFFS

	No.	Yds	Avg	TB	OB	Retn	Net	YdLn
ZUZO, Brent	37	2320	62.7	20	1			
Total.....	37	2320	62.7	20	1	399	38.4	26
Opponents.....	43	2670	62.1	24	1	352	40.0	25

**ALL-PURPOSE STATISTICS**

	G	Rush	Rec	PR	KOR	IR	Tot	Avg/G
BUTLER, James	8	895	266	0	0	0	1161	145.1
DEMPS, Wyatt	8	0	432	0	0	0	432	54.0
MITCHELL, E.	7	0	0	0	301	0	301	43.0
CELIS, Andrew	8	-1	217	36	0	0	252	31.5
KINCAIDE, J.	8	216	32	0	0	0	248	31.0
RICHARDSON, J.	8	0	219	0	0	0	219	27.4
HENDERSON, H.	6	0	194	0	0	0	194	32.3
GIPSON, Jarred	8	0	107	0	0	0	107	13.4
STEWART, Tyler	8	95	0	0	0	0	95	11.9
MUHAMMAD, Ahki	8	22	41	0	16	0	79	9.9
GANGI, Ty	6	79	0	0	0	0	79	13.2
LYNCH, Akeel	4	29	0	0	19	0	48	12.0
GONZALEZ, V.	4	0	46	0	0	0	46	11.5
SCOTT, Brandon	8	0	36	0	0	0	36	4.5
SAWYER, Jaden	8	0	0	0	0	35	35	4.4
RUFUS, Asauni	8	4	0	0	16	0	20	2.5
WRIGHT, Blake	7	17	0	0	0	0	17	2.4
CARROW, Austin	8	0	11	0	0	0	11	1.4
MOORE, Kelton	8	10	0	0	0	0	10	1.2
TEAM	8	-8	0	0	0	0	-8	-1.0
Total.....	8	1358	1601	36	352	35	3382	422.8
Opponents.....	8	2156	1397	120	399	21	4093	511.6



2016 NEVADA WOLF PACK FOOTBALL — STATISTICS



DEFENSIVE LEADERS

|-----TACKLES-----| |---SACKS---| |-----PASS DEF-----| |---FUMBLES---| |---MISC---|

	GP	SOLO	AST	TOTAL	TFL/YDS	NO-YDS	INT-YDS	BRUP	QBH	RCV-YDS	FF	B-KICK	SAF
56	BERTRANDO, Alex	7-7	36	31	67	3.0-5	.	.	.	1-0	1	.	.
2	RUFUS, Asauni	8-8	42	19	61	1.0-2	.	.	1	2-0	3	.	.
7	SEWELL, Gabe	8-8	34	15	49	3.0-3
5	BABER, Dameon	8-8	31	13	44	1.0-1	.	.	1	3-19	2	.	.
90	REED, Malik	8-8	31	10	41	9.0-35	5.0-28	.	.	.	3	.	.
95	CHOUDEJA, P.	8-5	24	11	35	4.0-18	1.0-7	.	.	.	1	.	.
8	SAWYER, Jaden	8-7	24	10	34	4.0-16	.	1-35	4
50	PAULHUS, Austin	7-2	13	14	27
26	JOHNSON, K.	8-8	21	5	26	3.5-24	.	1-0	3	.	1	.	.
93	SILVA, Jordan	8-3	13	12	25	4.0-22	2.0-16	.	1	1-0	.	.	.
28	MITCHELL, E.	7-7	19	5	24	.	.	.	4
34	WILSON, Travis	7-0	12	8	20	0.5-2	.	.	1
96	SEKONA, Hausia	6-2	9	6	15	1.0-2	.	.	1
91	MEYER, Kalei	8-2	7	7	14	1.0-2
99	RUSH, Korey	8-6	6	6	12	1.0-4	1.0-4
17	JOSEPH, Jarid	7-0	6	4	10	2.0-14	2.0-14	.	.	.	1	.	.
55	LEALAO, Nakita	8-3	4	5	9	1.0-2
4	MUHAMMAD, EJ	8-1	6	3	9	.	.	.	1
97	FARAIMO, Salesa	3-3	2	6	8
18	MOODY, Elijah	7-0	7	.	7	1	.	.
78	MCDADE, Jarius	4-0	5	2	7
35	BRAND, Riley	4-0	5	1	6
31	UZOMA, Randy	6-0	5	.	5
2D	WEBER, Lucas	1-0	2	1	3
TM	TEAM	8-0	3	.	3
57	DURNEY, John	4-0	2	.	2
29	TURNER, Cameron	6-0	1	1	2	.	.	.	1
42	FARNSWORTH, Wes	8-0	2	.	2
38	LACADEN, Jacob	8-0	2	.	2
40	ZUZO, Brent	8-0	1	1	2
25	BROWN, Daniel	4-0	1	1	2
3	MUHAMMAD, Ahki	8-0	1	.	1
45	CARROW, Austin	8-3	1	.	1
83	CELIS, Andrew	8-2	1	.	1
24	KINCAIDE, J.	8-1	1	.	1
23	MOORE, Kelton	8-0	.	1	1
49	WELLS, Trae	3-0	1	.	1
38	BROADY, Maliek	4-0	1	.	1
	Total.....	8-0	382	198	580	39-152	11-69	2-35	16	2	7-19	13	.
	Opponents.....	8-0	355	180	535	46.0-201	16-121	4-21	19	11	1-0	1	1



2016 NEVADA WOLF PACK FOOTBALL — STATISTICS



Date	Opponent	RUSHING				RECEIVING				PASSING				KICK RET			PUNT RET			TOTAL off		
		No.	Yds	TD	Lg	No.	Yds	TD	Lg	Cmp-Att-Int	Yds	TD	Lg	No	Yds	TD	Lg	No	Yds		TD	Lg
Sep 2	CAL POLY	34	174	2	50	17	189	2	46	17-24-0	189	2	46	1	16	0	16	0	0	0	0	363
Sep 10	at Notre Dame	30	99	1	17	12	201	0	68	12-26-1	201	0	68	3	41	0	25	2	7	0	4	300
Sep 17	BUFFALO	64	352	4	48	17	169	1	20	17-25-0	169	1	20	1	17	0	17	1	11	0	11	521
Sep 24	at Purdue	33	68	0	15	23	185	2	18	23-33-0	185	2	18	4	53	0	19	0	0	0	0	253
Oct 1	at Hawai'i	42	194	1	55	19	203	1	31	19-33-0	203	1	31	3	84	0	52	2	11	0	8	397
Oct 8	FRESNO STATE	49	226	1	17	14	163	3	45	14-23-0	163	3	45	2	34	0	18	0	0	0	0	389
Oct 15	at San Jose State	34	113	0	18	9	144	1	46	9-22-2	144	1	46	1	22	0	22	0	0	0	0	257
Oct 22	WYOMING	32	132	3	17	31	347	1	27	31-49-1	347	1	27	3	85	0	41	2	7	0	4	479
	Totals	318	1358	12	55	142	1601	11	68	142-235-4	1601	11	68	18	352	0	52	7	36	0	11	2959
	Opponent	394	2156	19	59	103	1397	9	57	103-170-2	1397	9	57	16	399	0	70	8	120	0	42	3553

Games played: 8
Avg per rush: 4.3

Avg per catch: 11.3
Pass efficiency: 129.7

Kick ret avg: 19.6
Punt ret avg: 5.1

All purpose avg/game: 422.8
Total offense avg/gm: 369.9

Date	Opponent	TACKLES				SACKS		FUMBLE		PASS DEFENSE			PAT/XPA			SCORING	
		Solo	Ast	Total	TFL-Yds	No-Yds	FF	FR-Yds	Int-Yds	QBH	Brk	Kick	Att-Mad	Run	Rcv	Saf	Pts
Sep 2	CAL POLY	57	34	91	5.0-11	0.0-0	4	1-0	0-0	0	2	0	3-3	0	0	0	30
Sep 10	at Notre Dame	56	12	68	6.0-17	0.0-0	1	0-0	1-0	1	1	0	1-1	0	0	0	10
Sep 17	BUFFALO	31	26	57	2.0-9	0.0-0	0	0-0	0-0	0	5	0	5-5	0	0	0	38
Sep 24	at Purdue	55	16	71	4.0-9	1.0-4	3	3-19	1-35	0	1	0	2-2	0	0	0	14
Oct 1	at Hawai'i	47	6	53	3.0-15	2.0-13	2	1-0	0-0	0	1	0	2-2	0	0	0	17
Oct 8	FRESNO STATE	43	36	79	3.0-7	1.0-4	2	2-0	0-0	0	4	0	4-3	0	0	0	27
Oct 15	at San Jose State	49	36	85	11.0-56	4.0-24	1	0-0	0-0	1	1	0	1-1	0	0	0	10
Oct 22	WYOMING	44	32	76	5.0-28	3.0-24	0	0-0	0-0	0	1	0	4-4	0	0	0	34
	Totals	382	198	580	39.0-152	11.0-69	13	7-19	2-35	2	16	0	22-21	0	0	0	180
	Opponent	355	180	535	46.0-201	16.0-121	1	1-0	4-21	11	19	0	27-26	0	0	1	220

Date	Opponent	PUNTING							FIELD GOALS			KICKOFFS						
		No	Yds	Avg	Long	Blkd	TB	FC	50+	I20	Att-Made	Lg	Blkd	No	Yds	Avg	TB	OB
Sep 2	CAL POLY	5	229	45.8	71	0	2	2	1	0	2-1	25	0	5	319	63.8	2	0
Sep 10	at Notre Dame	7	311	44.4	68	0	0	2	2	4	1-1	27	0	4	224	56.0	2	0
Sep 17	BUFFALO	3	148	49.3	50	0	0	0	1	1	1-1	23	0	7	455	65.0	4	0
Sep 24	at Purdue	5	229	45.8	59	0	1	1	1	1	1-0	0	0	3	174	58.0	1	0
Oct 1	at Hawai'i	4	194	48.5	54	0	0	1	2	2	2-1	31	0	4	252	63.0	3	0
Oct 8	FRESNO STATE	3	114	38.0	43	0	0	1	0	1	1-0	0	0	5	314	62.8	4	1
Oct 15	at San Jose State	5	206	41.2	55	0	1	4	1	3	1-1	28	0	3	192	64.0	0	0
Oct 22	WYOMING	3	157	52.3	53	0	2	0	3	0	3-2	45	0	6	390	65.0	4	0
	Totals	35	1588	45.4	71	0	6	11	11	12	12-7	45	0	37	2320	62.7	20	1
	Opponent	27	1119	41.4	56	0	2	11	6	11	10-8	44	0	43	2670	62.1	24	1



2016 NEVADA WOLF PACK FOOTBALL — STATISTICS



Date	Opponent	RUSHING				RECEIVING				PASSING				KICK RET				PUNT RET				TOTAL off
		No.	Yds	TD	Lg	No.	Yds	TD	Lg	Cmp-Att-Int	Yds	TD	Lg	No	Yds	TD	Lg	No	Yds	TD	Lg	
Sep 2	CAL POLY	71	383	3	30	5	62	0	16	5-12-0	62	0	16	3	63	0	29	0	0	0	0	445
Sep 10	at Notre Dame	46	239	3	43	19	205	2	49	19-27-1	205	2	49	2	44	0	37	2	39	0	24	444
Sep 17	BUFFALO	35	231	1	28	7	130	1	57	7-23-0	130	1	57	3	61	0	23	2	9	0	8	361
Sep 24	at Purdue	44	166	1	20	21	300	2	51	21-31-1	300	2	51	2	65	0	45	3	51	0	42	466
Oct 1	at Hawai'i	40	344	3	59	15	222	2	38	15-18-0	222	2	38	1	13	0	13	0	0	0	0	566
Oct 8	FRESNO STATE	48	255	1	34	16	197	1	33	16-28-0	197	1	33	0	0	0	0	0	0	0	0	452
Oct 15	at San Jose State	54	137	2	19	11	142	0	29	11-17-0	142	0	29	3	109	0	70	0	0	0	0	279
Oct 22	WYOMING	56	401	5	56	9	139	1	54	9-14-0	139	1	54	2	44	0	28	1	21	0	21	540
Opponent totals		394	2156	19	59	103	1397	9	57	103-170-2	1397	9	57	16	399	0	70	8	120	0	42	3553
Nevada		318	1358	12	55	142	1601	11	68	142-235-4	1601	11	68	18	352	0	52	7	36	0	11	2959

Games played: 8
Avg per rush: 5.5

Avg per catch: 13.6
Pass efficiency: 144.7

Kick ret avg: 24.9
Punt ret avg: 15.0

All purpose avg/game: 511.6
Total offense avg/game: 444.1

Date	Opponent	TACKLES				SACKS		FUMBLE		PASS DEFENSE			BLK		PAT-XPA			SCORING	
		Solo	Ast	Total	TFL-Yds	No-Yds	FF	FR-Yds	Int-Yds	QBH	Brk	Kick	Att-Mad	Run	Rcv	Saf	Pts		
Sep 2	CAL POLY	40	14	54	8.0-22	2.0-9	0	0-0	0-0	0	0	0	3-3	0	0	0	27		
Sep 10	at Notre Dame	35	14	49	4.0-15	0.0-0	0	0-0	1-5	6	3	0	5-4	0	0	1	39		
Sep 17	BUFFALO	57	40	97	2.0-2	0.0-0	0	0-0	0-0	0	2	0	2-2	0	0	0	14		
Sep 24	at Purdue	52	8	60	11.0-51	5.0-38	0	0-0	0-0	0	3	0	3-3	0	0	0	24		
Oct 1	at Hawai'i	48	22	70	7.0-45	4.0-35	0	0-0	0-0	3	3	0	5-5	0	0	0	38		
Oct 8	FRESNO STATE	42	34	76	2.0-17	1.0-15	1	1-0	0-0	0	2	0	1-1	0	0	0	22		
Oct 15	at San Jose State	30	26	56	8.0-28	2.0-12	0	0-0	2-16	2	4	0	2-2	0	0	0	14		
Oct 22	WYOMING	51	22	73	4.0-21	2.0-12	0	0-0	1-0	0	2	0	6-6	0	0	0	42		
Opponent totals		355	180	535	46.0-201	16.0-121	1	1-0	4-21	11	19	0	27-26	0	0	1	220		
Nevada		382	198	580	39.0-152	11.0-69	13	7-19	2-35	2	16	0	22-21	0	0	0	180		

Date	Opponent	PUNTING							FIELD GOALS				KICKOFFS					
		No	Yds	Avg	Long	Blkd	TB	FC	50+	I20	Att-Made	Lg	BlkdNo	Yds	Avg	TB	OB	
Sep 2	CAL POLY	3	131	43.7	56	0	1	0	1	0	2-2	37	0	5	320	64.0	4	0
Sep 10	at Notre Dame	5	224	44.8	53	0	0	1	2	2	1-1	21	0	7	455	65.0	4	0
Sep 17	BUFFALO	6	256	42.7	54	0	1	3	1	2	1-0	0	0	3	190	63.3	2	0
Sep 24	at Purdue	0	0	0.0	0	0	0	0	0	0	1-1	36	0	5	287	57.4	1	0
Oct 1	at Hawai'i	3	144	48.0	53	0	0	1	2	1	1-1	27	0	7	428	61.1	4	0
Oct 8	FRESNO STATE	2	73	36.5	43	0	0	2	0	2	3-3	44	0	6	384	64.0	4	0
Oct 15	at San Jose State	5	176	35.2	44	0	0	3	0	3	0-0	0	0	3	193	64.3	2	0
Oct 22	WYOMING	3	115	38.3	44	0	0	1	0	1	1-0	0	0	7	413	59.0	3	1
Opponent totals		27	1119	41.4	56	0	2	11	6	11	10-8	44	0	43	2670	62.1	24	1
Nevada		35	1588	45.4	71	0	6	11	11	12	12-7	45	0	37	2320	62.7	20	1



INDIVIDUAL GAME HIGHS

Rushes	37	BUTLER, James vs Fresno State (Oct 08, 2016)
Yards Rushing	175	BUTLER, James vs Fresno State (Oct 08, 2016)
TD Rushes	3	BUTLER, James vs Buffalo (Sep 17, 2016)
Long Rush	55	BUTLER, James at Hawai'i (Oct 01, 2016)
Pass attempts	43	GANGI, Ty vs Wyoming (Oct 22, 2016)
Pass completions	27	GANGI, Ty vs Wyoming (Oct 22, 2016)
Yards Passing	300	GANGI, Ty vs Wyoming (Oct 22, 2016)
TD Passes	2	STEWART, Tyler vs Cal Poly (Sep 02, 2016)
		STEWART, Tyler at Purdue (Sep 24, 2016)
		STEWART, Tyler vs Fresno State (Oct 08, 2016)
Long Pass	68	GANGI, Ty at Notre Dame (Sep 10, 2016)
Receptions	9	DEMPS, Wyatt vs Fresno State (Oct 08, 2016)
Yards Receiving	124	DEMPS, Wyatt vs Fresno State (Oct 08, 2016)
TD Receptions	3	DEMPS, Wyatt vs Fresno State (Oct 08, 2016)
Long Reception	68	CELIS, Andrew at Notre Dame (Sep 10, 2016)
Field Goals	2	PETTIT, Spencer vs Wyoming (Oct 22, 2016)
Long Field Goal	45	PETTIT, Spencer vs Wyoming (Oct 22, 2016)
Punts	7	BOY, Alex at Notre Dame (Sep 10, 2016)
Punting Avg	52.3	BOY, Alex vs Wyoming (Oct 22, 2016)
Long Punt	71	BOY, Alex vs Cal Poly (Sep 02, 2016)
Punts inside 20	4	BOY, Alex at Notre Dame (Sep 10, 2016)
Long Punt Return	11	CELIS, Andrew vs Buffalo (Sep 17, 2016)
Long Kickoff Return	52	MITCHELL, E. at Hawai'i (Oct 01, 2016)
Tackles	14	BERTRANDO, Alex vs Fresno State (Oct 08, 2016)
Sacks	2.0	JOSEPH, Jarid at San Jose State (Oct 15, 2016)
		REED, Malik vs Wyoming (Oct 22, 2016)
Tackles For Loss	3.0	REED, Malik vs Fresno State (Oct 08, 2016)
Interceptions	1	JOHNSON, K. at Notre Dame (Sep 10, 2016)
		SAWYER, Jaden at Purdue (Sep 24, 2016)
Tackles For Loss	3.0	REED, Malik vs Fresno State (Oct 08, 2016)
Interceptions	1	JOHNSON, K. at Notre Dame (Sep 10, 2016)
		SAWYER, Jaden at Purdue (Sep 24, 2016)
Interceptions	1	JOHNSON, K. at Notre Dame (Sep 10, 2016)
		SAWYER, Jaden at Purdue (Sep 24, 2016)
Tackles For Loss	2.0	SEWELL, Gabe at Notre Dame (Sep 10, 2016)
		SAWYER, Jaden at Notre Dame (Sep 10, 2016)
Interceptions	1	JOHNSON, K. at Notre Dame (Sep 10, 2016)
		SAWYER, Jaden at Purdue (Sep 24, 2016)



TEAM GAME HIGHS

Rushes	64	vs Buffalo (Sep 17, 2016)
Yards Rushing	352	vs Buffalo (Sep 17, 2016)
Yards Per Rush	5.5	vs Buffalo (Sep 17, 2016)
TD Rushes	4	vs Buffalo (Sep 17, 2016)
Pass attempts	49	vs Wyoming (Oct 22, 2016)
Pass completions	31	vs Wyoming (Oct 22, 2016)
Yards Passing	347	vs Wyoming (Oct 22, 2016)
Yards Per Pass	7.9	vs Cal Poly (Sep 02, 2016)
TD Passes	3	vs Fresno State (Oct 08, 2016)
Total Plays	89	vs Buffalo (Sep 17, 2016)
Total Offense	521	vs Buffalo (Sep 17, 2016)
Yards Per Play	6.3	vs Cal Poly (Sep 02, 2016)
Points	38	vs Buffalo (Sep 17, 2016)
Sacks By	4	at San Jose State (Oct 15, 2016)
First Downs	32	vs Buffalo (Sep 17, 2016)
		vs Wyoming (Oct 22, 2016)
Penalties	11	at Notre Dame (Sep 10, 2016)
Penalty Yards	95	at Hawai'i (Oct 01, 2016)
Turnovers	2	at San Jose State (Oct 15, 2016)
Interceptions By	1	at Notre Dame (Sep 10, 2016)
		at Purdue (Sep 24, 2016)
Punts	7	at Notre Dame (Sep 10, 2016)
Punting Avg	52.3	vs Wyoming (Oct 22, 2016)
Long Punt	71	vs Cal Poly (Sep 02, 2016)
Punts inside 20	4	at Notre Dame (Sep 10, 2016)
Long Punt Return	11	vs Buffalo (Sep 17, 2016)
Long Punt Return	11	vs Buffalo (Sep 17, 2016)