



# CENTRAL ARKANSAS BEARS BASKETBALL

SID Contact: Steve East • Phone: (501) 450-5743 • Cell: (501) 339-8215  
seast@uca.edu



**GAME  
10**

**UCA BEARS (4-5, 0-0 SLC)  
@ NEW MEXICO LOBOS (4-4, 0-0 MWC)**

**Sunday, Dec.16 • 3:00 p.m. (CT)  
Dreamstyle Arena (The Pit) • Albuquerque, N.M.**

## • PROJECTED UCA STARTERS •

### #4 KHALEEM BENNETT

FR • G • 6-4, 200 • Hamilton, Ontario • Sunrise Christian Prep  
**GP/GS** 9/9 • **PPG** 8.1 • **RPG** 3.1 • **APG** 1.1 • **SPG** 1.1

### #15 HAYDEN KOVAL

SO • C • 7-0, 220 • Prosper, Texas • Link Year Prep  
**GP/GS** 9/9 • **PPG** 10.7 • **RPG** 5.8 • **APG** 1.3 • **BPG** 0.9

### #22 TANNER SCHMIT

SR • F • 6-8, 220 • Buffalo, N.Y. • Nichols School  
**GP/GS** 8/1 • **PPG** 5.6 • **RPG** 2.8 • **APG** 0.2 • **SPG** 0.2

### #25 THATCH UNRUH

SR • G • 6-5, 190 • Branson, Mo. • Quakerdale Prep  
**GP/GS** 9/9 • **PPG** 9.2 • **RPG** 4.4 • **APG** 1.8 • **SPG** 0.9

### #55 DEANDRE JONES

SO • G • 5-11, 160 • Boise, Idaho. • Link Year Prep  
**GP/GS** 9/9 • **PPG** 14.6 • **RPG** 3.3 • **APG** 4.6 • **SPG** 1.1

## BEAR TRACKS...

✓ **THE SERIES:** The Lobos lead the overall series 1-0. New Mexico beat UCA 76-55 back on Dec. 17, 2014. UCA shot just 35.7 percent from the field and was just 6 of 25 (24%) from three-point range. The Bears had five players in double figures but none with more than 12 points (Jordan Howard).

New Mexico got 22 points from Deshawn Delaney and shot 46.6 percent overall. The Lobos also shot 31 free throws (made 16) to UCA's 12 (made 9) as the Bears were called for 22 fouls to 11 for the Lobos. Two UCA players fouled out (Joel Fiegler, Jake Zuilhof) and Mike Martin finished with four fouls.

New Mexico won the rebound battle 46-29, including 17 on the offensive end.

✓ **LAST TIME OUT:** Sophomore point guard DeAndre Jones nailed a 26-foot running three-pointer at the buzzer last Saturday to give the Bears a thrilling 85-82 win over the Little Rock Trojans at the Jack Stephens Center in Little Rock.

Jones scored a career-high 26 points and took an inbounds pass from senior Thatch Unruh with 2.2 seconds left and connected from in front of the UCA bench for the game winner. Sophomore center Hayden Koval added 19 points and 6 rebounds, while sophomore guard Matthew Mondesir added 12 points. Jones also had a team-high 7 assists for the Bears, who completed the season sweep of their rival located just 30 miles away.

UCA was 12 of 32 (37.5%) from three-point range, with Jones going 6 for 10 and Koval 3 for 6. The Bears turned 16 offensive rebounds into 23 second-chance points and 19 turnovers into 29 points.

✓ **VS. THE MOUNTAIN WEST:** UCA is 0-2 against the Mountain West Conference. The Bears lost at UNLV 124-75 on Dec. 28, 2011 and lost at New Mexico 76-55 on Dec. 17, 2014.

✓ **ROAD-TRIPPING:** The Bears are in the middle of a five-game road trip, with upcoming matchups remaining at Indiana (Dec. 19) and Oklahoma State (Dec.

## UCA BEARS 2018-19 SCHEDULE

Nov. 6	@ Missouri	L, 55-68
Nov. 8	vs. Hendrix College	W, 99-73
Nov. 12	vs. Univ. of the Ozarks	W, 93-52
Nov. 15	@ Pittsburgh	L, 71-97
Nov. 18	@ Troy University	L, 77-82
Nov. 24	@ Saint Louis	L, 61-73
Nov. 28	vs. Little Rock	W, 78-65
Dec. 5	@ Louisville	L, 41-86
Dec. 8	@ Little Rock	W, 85-82
Dec. 16	@ New Mexico	3:00 (CT)
Dec. 19	@ Indiana	6:00 (CT)
Dec. 21	@ Oklahoma State	12:00
Dec. 30	vs. Lyon College	4:00
Jan. 2	@ Texas A&M-Corpus Christi*	7:00
Jan. 5	@ Southeastern Louisiana*	4:00
Jan. 9	vs. Sam Houston State*	7:00
Jan. 12	vs. Lamar*	4:00
Jan. 16	@ Incarnate Word*	7:00
Jan. 19	vs. Nicholls*	4:00
Jan. 23	vs. New Orleans*	7:00
Jan. 26	@ Abilene Christian*	3:30
Jan. 30	@ Stephen F. Austin*	6:30
Feb. 2	vs. Northwestern State*	4:00
Feb. 9	vs. Southeastern Louisiana*	4:00
Feb. 13	vs. Houston Baptist*	7:00
Feb. 20	@ McNeese State*	6:30
Feb. 23	@ Nicholls*	6:30
Feb. 27	vs. Stephen F. Austin*	7:00
Mar. 2	vs. Abilene Christian*	4:00
Mar. 6	@ Sam Houston State*	6:30
Mar. 9	@ Northwestern State*	3:00
<b>Southland Conference Tournament - Katy, Texas</b>		
Mar. 13-17	TBA	TBA

## GAME INFORMATION

**TIME:** .....Tipoff 3:00 p.m. (CT)  
**RADIO:** .....KUCA 91.3 FM w/Justin Aciri  
**INTERNET:** .....ucasports.com/KUCA  
**TELEVISION:** .....AT&T Sportsnet  
**SOCIAL MEDIA:** Twitter: @ucasports / @UCAScoreboard  
Facebook: University of Central Arkansas Athletics  
**SERIES:** .....2nd meeting between the teams  
**COACHES:** UCA - **Russ Pennell** is 37-94 in his fifth season at UCA. His overall record is 131-152 (11th year).  
UNM - **Paul Weir** is 23-19 in his 2nd year at New Mexico. His overall record is 51-25 in his third season.

21). UCA has played at home at the Farris Center just three times this season.

✓ **THREE-POINT LAND:** The 12 three-pointers UCA made against Little Rock was the fifth time (in nine games) this season the Bears have made double figure threes. That was a season high, surpassing the 11 at Troy on Nov. 18. UCA also made 10 against Missouri, Pittsburgh and Little Rock in the first meeting.

UCA had its worst perimeter shooting night of the season against Louisville, going just 5 for 23 (20.8%). However, UCA is still shooting 36.9 percent from beyond the arc (2nd in the Southland Conference) for the season, led by SO DeAndre Jones (47.6%) and FR Eddy Kayouloud (46.9%).

✓ **HIGHER AND HIGHER:** UCA sophomore point guard DeAndre Jones scored a career high in three straight games prior to the Louisville game, and in four of the past five. He had a career-best 19 points against Troy, topped that with 21 against Saint Louis, then scored 23 in the win over Little Rock. He was held to just 2 points in the loss at Louisville, tying his season low at Pitt.

He came back and set another career high last Saturday with 26 points against Little Rock.

# 2018-19 UCA BEARS BASKETBALL • PAGE 2

✓ **“GOVERNOR’S I-40 SHOWDOWN:** UCA and Little Rock are in the inaugural season of the “Governor’s I-40 Showdown”, a competition that pits the two schools located 30 miles apart in a head-to-head contest in every sport in which both teams compete, except for women’s basketball, which will be included next season when schedules permit. A point system awards victories in each of 11 sports, with a total of 17 contests. UCA’s win over Little Rock last week already wrapped up the initial trophy with 22.5 points of a possible 43. Little Rock, from the Sun Belt Conference, stands at 3.5 points on the year, with the spring semester still remaining (track and field, baseball).

✓ **SPREADING THE POINTS:** UCA has had five different leading scorers in its first eight games this season, with sophomore DeAndre Jones doing it three times, freshman Eddy Kayouloud and senior Thatch Unruh twice each. Counter that with last season when senior guard Jordan Howard was UCA’s top scorer in 27 of its 35 games. Redshirt freshman SK Shittu added his name to the list against Louisville with 8 points and 8 rebounds.

Kayouloud had 30 points against Troy to top the list, while sophomore DeAndre Jones had 23 vs. Little Rock and 22 vs. Saint Louis. Freshman Khaleem Bennett scored 21 against Hendrix, while Unruh had 18 vs. Ozarks and 15 vs. Pittsburgh. Kayouloud also had a 19-point game in his debut at Missouri.

✓ **YOUTHFUL BEARS:** The Bears are in the middle of a youth movement this season after four seniors graduated last year. So far, the Bears have started underclassmen 35 times through nine games this season, with sophomore guard DeAndre Jones, sophomore center Hayden Koval and freshman guard Khaleem Bennett starting all nine games. In all, UCA has 10 underclassmen on its current roster. Two of those (FR Jaxson Baker, FR Porter Anderson) are redshirting this season, as is junior Darraja Parnell (off-season surgery).

UCA is currently getting 58.5 of its 73.3 points per game from underclassmen so far this season.

✓ **SK RETURNS:** Freshman SK Shittu lost his freshman season last year, and nearly lost his life, after collapsing in the practice gym during a pre-season pickup game. Shittu’s heart had stopped and he had to be resuscitated by an automated external defibrillator (AED) and then had a defibrillator implanted in his chest the next day. He was not cleared for full practice until the 2017-18 season was over so used the year as a medical redshirting season.

Shittu (6-9, 215) is good to go this season and will team with sophomore 7-footer Hayden Koval to give the Bears their best inside presence in the Division I era.

✓ **NEW FACES:** While the Bears return 11 players from last year’s team, they have also added four key newcomers this season and one who redshirted a year ago. The newcomers are 6-4 guard Khaleem Bennett, 6-7 forward Porter Anderson, 6-7 Eddy Kayouloud and 6-7 guard/forward Jaxson Baker. The redshirt freshman is SK Shittu, who sat out with a medical issue last season.

Baker and Anderson are expected to redshirt in 2018-19, while Bennett is expected to start or be a key cog off the bench and Kayouloud will see considerable action as well. Shittu is also expected to be in the starting lineup.

Junior Darraja Parnell will redshirt this season after a surgical procedure during the offseason.

✓ **KEY LOSSES:** The Bears lost the leading scorer in UCA history and the state of Arkansas in senior guard Jordan Howard. Also gone are seniors Mathieu Kamba, Ethan Lee and Tyler Simmons, along with junior Otas Iyekekpolo, who transferred.

The combination of Howard/Kamba/Lee combined to score 43.3 of UCA’s 80.5 points per game and hit 142 of UCA’s 286 three-pointers and 343 of UCA’s 573 free throws. That trio combined to score 1,495 points last season.

✓ **THE SCHEDULE:** The Bears will take on five Power 5 schools this season, beginning with the season opener at Missouri (SEC) on Nov. 6. UCA will also travel to Louisville (ACC), Pittsburgh (ACC), Indiana (Big Ten) and Oklahoma State (Big 12) in the non-conference portion of its schedule. Those five teams combined to win 87 games last season. UCA will also face New Mexico, Saint Louis, Troy and in-state rival Little Rock (twice) in non-conference play, along with three non-Division I teams for the first time in the Russ Pennell coaching era (Hendrix College, Lyon College, University of the Ozarks).

UCA made four trips to the West Coast last season, playing UCLA, Oregon, California, San Francisco and Seattle, along with a season opener at Baylor. The Bears took UCLA to overtime before losing 106-101 last year at Pauley Pavilion, with senior Jordan Howard scoring 35 points. He also had 35 points at Oregon.

✓ **TRIPLE THREATS:** The Bears had two two triple-doubles last season, and both were by freshmen. Prior to last season, the only triple-double in school history was by NBA legend Scottie Pippen in 1987.

True freshman 7-0 center Hayden Koval added his name to the list against Houston Baptist on Feb. 7 on the road with 17 points, 10 rebounds and a school-record 11 blocked shots. He joined true freshman point guard DeAndre Jones, who recorded just the second triple-double in UCA history against Lamar on Jan. 6, finishing with 13 points, 11 rebounds and 11 assists.

There were 24 triple-doubles in Division I men’s basketball last season, but only four by freshmen. Koval’s was the only one with points/rebounds/blocks as his three categories.

✓ **BLOCK PARTY:** Freshman center Hayden Koval broke the school single-game record for blocked shots with 11 against Houston Baptist on Feb. 7. He had tied the old mark of 7 twice earlier in the season.

Koval, a 7-footer from Prosper, Texas, also broke the school single-season record, finishing his freshman season with 105 blocks, breaking the old mark of 99 held by Durrell Nevels (2006-07). Nevels also holds (for now) the career record of 148.

Koval led the SLC in blocks (3.09), a better average than nearly half (6) of the teams in the Southland Conference. He was 5th in the nation in block shots per game and 6th in total blocks.

✓ **POSTSEASON PLAY:** The Bears made their second consecutive trip to the Southland Conference Tournament and their first to a national postseason tournament a year ago. UCA also won a record 18 games in the Division I era and posted UCA’s first winning season since 2005-06 when they went 18-10.

UCA was chosen for the CBI Tournament and traveled to and beat Seattle University 92-90 in overtime in the first round. UCA then hosted Jacksonville State and lost 80-59 at the Farris Center. In the win over Seattle, senior guard Jordan Howard scored 30 points and led four players in double figures, with 7-foot freshman Hayden Koval adding 17 points, 6 rebounds and 6 blocked shots and freshman Matthew Mondesir adding 13 points, 8 rebounds and 6 assists.

It was UCA’s first appearance in a postseason in the NCAA Division I era, which began in 2006-07.

Against Jacksonville, the Bears started 1 of 10 from the field and dug themselves a big hole before losing 80-59 at home. They cut the deficit to just seven points with 2:55 left but could get no closer.

UCA, which led the Southland in threes made per game at 8.3, was just 5 of 22 from beyond the arc (22.7%). Howard topped the Bears

# 2018-19 UCA BEARS BASKETBALL • PAGE 3

with 15 points in the last game of his record-setting career. Senior Mathieu Kamba added 10 points.

✓ **2018 SLC TOURNAMENT:** The Bears played in their second consecutive SLC Tournament two weeks ago, and their third overall since becoming eligible for the tourney in 2010-11. They won their first tournament game, beating Lamar 67-57, getting 26 points from senior guard Jordan Howard, with three others in double figures. The Bears held Lamar to just 7 points over the final 11:41 of the game to sweep the season series from the Cardinals. UCA also beat Lamar in 100-92 in double overtime in Beaumont, Texas, during the regular season.

UCA held All-SLC forward Colton Weisbrod to just 5 points after he scored a career-high 38 in the first meeting with the Bears. Lamar shot just 4 of 26 (15.4%) from three-point range. It was Lamar's lowest point total since Jan. 25, 2016.

The Bears then lost 86-64 to third-seed and eventual tournament champion Stephen F. Austin in the quarterfinals. The Lumberjacks held Howard to just 10 points and outrebounded the Bears 45-24, including 20 offensive boards in which led to 22 second-chance points. SFA also scored 22 points off turnovers. UCA finished 1-2 against SFA for the season.

✓ **ALL-SLC TEAM:** Jordan Howard was the SLC Player of the Year, while senior Mathieu Kamba was an honorable mention and freshman Hayden Koval made the SLC All-Defensive team last season.

Howard, the leading scorer in the SLC, was just the third player to be named the SLC Freshman of the Year and later add Player of the Year honors. He was a three-time All-SLC selection, the only one on last year's all-conference team. He was also the SLC MBB Student-Athlete of the Year for the second straight season.

Kamba was UCA's second-leading scorer and No. 1 rebounder and finished his UCA career with more than 1,000 points and 700 rebounds.

Koval, a 7-foot center, led the league in blocked shots by a wide margin and ranked sixth in the nation. He had a rare triple-double against Houston Baptist last season with points, rebounds and blocked shots.

✓ **VS. THE POWER FIVE:** UCA's 96-69 victory over Cal last Dec. 6 in Berkeley was the first for the Bears over a Power 5 program since moving to NCAA Division I in 2006-07. UCA almost had another one earlier in the season, ironically against another Pac-12 team, when it lost 106-101 in overtime at No. 20 UCLA on Nov. 15 at Pauley Pavilion.

The closest losses previously to Power 5 teams were an 87-84 loss to Rutgers (Big Ten) in 2015, a 79-72 loss at Mississippi State (SEC) in 2012 and a 76-73 loss at Oklahoma (Big 12) in 2010, and now a 13-point loss at Missouri this season.

✓ **STARTING FROM SCRATCH:** When Coach Russ Pennell arrived at UCA in 2014, the Bears were facing two seasons of APR penalties for low academic success. Pennell completely rebuilt the roster, retaining only sophomore Ethan Lee from the previous season and bringing in 11 new players for the 2014-15 year.

The Bears sported a 3.1 combined grade-point average in their first semester under Pennell, and have settled in at a 3.2 every semester since.

Two of UCA's three seniors last season (Ethan Lee, Jordan Howard) graduated before using up their eligibility, as did two underclassmen (Otas Iyekepolo, Thatch Unruh).

✓ **ASSIST MAN:** Coach Russ Pennell is in the UCA record books from his days as a point guard for the Bears. Pennell, who only played two seasons at UCA (1982-84), is still the career assist leader with 341 assists. His career average of 5.9 per game is also best in school history. Pennell's 220 assists during the 1983-84 season is second-best, while his 7.6 average that same season remains No. 1. Pennell, who played his final season at UCA alongside NBA great Scottie Pippen (freshman year), averaged 7.4 points per game, shot 52.6 overall and 77.2 percent from the free-throw line.

✓ **PERIMETER RECORD:** The Bears set a school record last season by making 286 three-pointers, easily breaking the old mark of 230 set the previous season. They hit double-digit three-pointers 13 times last season, including a school-record 18 at No. 20 UCLA. UCA shot 50% or better from three-point range five times last season, 55.9 at UCLA, 51.0 at San Francisco, 50.0 at both Cal and Oregon and 59.3 against SFA. UCA's opponents made double-figure three-pointers six times last season (Baylor 12, UCLA 10, Tulsa 12, San Francisco 11, Oregon 12, SFA 11).

✓ **SCORING KING:** Howard broke the 26-year-old career scoring record at UCA with his 28 points against Abilene Christian on Jan. 20. He finished his career with 2,524 career points, 352 ahead of UCA Hall of Famer Clifton Bush (1988-92) and broke the record in 19 fewer games (110 to 129) than the former NAIA All-American. He had had eight 30+ scoring games last season (14 for his career), and two 40+ games.

Howard became the career Division I leading scorer in the state of Arkansas against SHSU on Feb. 28, surpassing All-American Todd Day, who scored 2,395 points at the University of Arkansas (1989-92). Howard's 880 points last season is a UCA single-season record.

✓ **THREE-POINT KING:** Jordan Howard made three three-pointers on Jan. 6 at Lamar to make him the Southland Conference career leader with 332, surpassing McNeese State's Demond Mallett's 331 (1997-01). He finished his career with 386, which also makes him the career leader in Arkansas Division I history, surpassing Arkansas' Pat Bradley (366).

Howard also owns the UCA record by 180 over No. 2 Marcus Pillow (2006-09). Howard failed to make a three just four times in his 124 career games at UCA.

Howard also owns the top three single-season marks at UCA as well, hitting 95 as a sophomore, 101 last season as a junior and a school-record 113 as a senior. His 77 three-pointers his freshman season ranks seventh best.

Howard was a 41.3-percent three-point shooter for his career.

✓ **BRAINS & BASKETBALL:** Junior guard Jordan Howard was named a second-team Academic All-American to go with his third-team selection as a junior. The record-setting guard from Chandler, Ariz., graduated from UCA last December with a 3.71 grade-point average, majoring in digital filmmaking with a minor in marketing. Howard was an Academic All-Region selection in 2017 before earning UCA's first Academic All-American award in men's basketball since moving to NCAA Division I in 2006-07.

## ✓ NOTABLES:

- UCA set a school record for most victories in the NCAA D-I era last season at 18 and recorded the first winning record since the 2005-06 season, the last at the Division II level. The Bears went 14-16 in 2007-08. The most wins over D-I teams prior to last season's 16 wins was 11 in 2012-13 when UCA was 13-17, with wins over non-DI teams Hendrix and Central Baptist.



## HEAD COACH RUSS PENNELL



Russ Pennell returned to the University of Central Arkansas in March 2014 as head men's basketball coach, 30 years after playing for the Bears.

Pennell brought not only 25+ years of coaching experience with him to Conway, but also a passion for the game of basketball and a commitment to the teaching and molding of young men. Pennell looks to bring stability and success to a program that has struggled since moving to NCAA Division I in 2006-07.

Pennell, who led the Arkansas Intercollegiate Conference in assists as a senior at

UCA in 1983-84 with an 8.2 average, coached the Phoenix Mercury in the WNBA in 2013. He was the head men's basketball coach at Grand Canyon University from 2009 to 2013, leading the Antelopes to back-to-back NCAA Tournaments and an overall record of 72-44. The Antelopes were 42-16 from 2011-2013.

Pennell was the interim head coach at Arizona in 2008-09, replacing Hall of Famer Lute Olson. He led the Wildcats to 21 victories and a berth in the NCAA Sweet 16. That season, Arizona had victories over No. 4 Gonzaga, No. 6 UCLA, No. 23 Washington, No. 25 Utah and perennial powerhouse Kansas.

Prior to his stint at Arizona, Pennell founded the Arizona Premier Basketball Academy, a skill-developing academy for boys and girls ages 8-18. From 1998 to 2004, Pennell was an assistant coach at Arizona State under Rob Evans, helping the Sun Devils to four postseason appearances.

Pennell was also an assistant coach on Evan's staff at Ole Miss from 1992-98, helping the Rebels win consecutive SEC West titles and reach a national ranking as high as No. 10. Prior to Ole Miss, Pennell was an assistant to legendary coach Eddie Sutton at Oklahoma State from 1990-92. The Cowboys reached back-to-back Sweet 16s and reached No. 2 in the national polls.

Pennell transferred to UCA after two seasons at the University of Arkansas. Pennell holds the career assist record at UCA with 341 and is second in season assists with 220 in 1983-84. His career assist average is 5.9 per game and also a school record. Pennell was a 77.2 percent free-throw shooter and a 52.6 percent field-goal shooter during his UCA career.

Pennell is married to the former Julie Smith and they have two daughters, Morgan and Emily.



## BEAR HISTORY...

**RAGS TO RICHES** - UCA's most famous athletic alumnus is **SCOTTIE PIPPEN** of Chicago Bulls fame. Pippen may have one of the greatest rags-to-riches stories in the history of sports.

The youngest of 11 children, Pippen was only an average high school player (6-1, 145) at tiny Class B Hamburg (Ark. ) High School in the southeast corner of Arkansas. He was allowed to walk on as a manager at UCA as a favor to his high school coach Donald Wayne, who had played for UCA head coach Don Dyer.

He earned a scholarship as a player early in his freshman year when the team lost several team members. He quickly grew to 6-7 by his sophomore year and earned first-team NAIA All-America honors as a junior and senior, averaging 24 points and 11 rebounds as a senior.

After two stunning pre-draft camps, he was taken as the No. 5 lottery pick in the 1987 NBA Draft by the Seattle SuperSonics, who turned around and traded his rights to the Chicago Bulls.

The rest is history as Pippen, teaming with the immortal Michael Jordan, won three consecutive NBA championships from 1991-93, and three more from 1996-98. He was an NBA All-Star 11 times and was named one of the NBA's 50 Greatest Players of all time in 1997.

He was a member of the original Dream Team which dominated the 1992 Summer Olympic Games and was also a member of the 1996 Olympic gold medal squad. His UCA jersey was retired in 2010. He was also recently inducted into the Naismith Basketball Hall of Fame and the Chicago Bulls Hall of Fame.

**THE MOVE TO D-I** - The University of Central Arkansas made the four-year transition from NCAA Division II to NCAA Division I, beginning in 2006-07.

The NCAA requires programs making the move up to Division I to go through a four-year waiting period where no athletic teams are eligible for postseason play. UCA men's basketball became eligible for postseason competition on the conference and national levels beginning with the 2010-11 season.

The Bears were eligible to win the Southland Conference regular season divisional title during the transition period but could not advance to the SLC postseason tournament because of the automatic qualifier stipulation that the tournament enjoys.

**AFFILIATION** - UCA, a former member of the Gulf South Conference at the D-II level, became an official member of the Southland Conference on July 1, 2006. UCA was the only conference university from a state other than Texas or Louisiana until Oral Roberts joined the conference in 2012-13. ORU has since returned to the Summit League. The other 12 schools in the SLC are spread throughout those two states, leaving UCA on the extreme northern end of the league geographically.

UCA's closest conference trips are five hours to either Stephen F. Austin in Nacogdoches, Texas, or to Northwestern State in Natchitoches, La.

**IN THE PAST** - The UCA Bears have a rich postseason history dating back to their NAIA days.

The Bears played in back-to-back NAIA national championship games in 1990-91 and 1991-92 against the same Oklahoma City University team. OCU, featuring former Kentucky player Eric Manuel, got the best of the Bears both times.

The first year was a 74-71 win for OCU; the second was an 82-73 overtime win. Both games were played at Kansas City's Kemper Arena.

UCA made one national tournament appearance during its NCAA D-II years. The Bears made the 2005 NCAA South Regional and advanced to the second round before losing to Lynn University.

### PRESEASON COACHES POLL:

1.....	Stephen F. Austin (23)	.....287
2.....	SE Louisiana (2)	.....243
3.....	New Orleans	.....204
4.....	Abilene Christian (1)	.....196
5.....	Lamar	.....186
6.....	Sam Houston State	.....184
7.....	McNeese State	.....172
<b>8.....</b>	<b>CENTRAL ARKANSAS</b>	<b>.....136</b>
9.....	Texas A&M-Corpus Christi	.....115
10.....	Houston Baptist	.....101
	Nicholls	.....101
12.....	Northwestern State	.....73
13.....	Incarinate Word	.....30



# 2018-19 UCA BEARS BASKETBALL • PAGE 5

## LAST TIME A UCA PLAYER...

**Scored 40 points:** 43, Jordan Howard vs. SFA (1/24/18)

**Scored 30 points:** 30, Eddy Kayouloud, @ Troy (11/18/18)

**Scored 25 points:** 26, DeAndre Jones @ Little Rock (12/8/18)

**Grabbed 15 rebounds:** 15, Mathieu Kamba @ Arizona State (12/22/16)

**Grabbed 20 rebounds:** 20, Durrell Nevels vs. Alabama A&M (11/7/07)

**Record a double-double:** Hayden Koval 15 pts, 13 reb. vs. Univ. of the Ozarks (11/12/18)

**Record a triple-double:** 17 points, 10 rebounds, 11 blocks, Hayden Koval @ HBU (2/7/18)  
13 points, 11 rebounds, 11 assists, DeAndre Jones @ Lamar (1/6/18)  
30 points, 10 rebounds, 10 assists, Scottie Pippen vs. Hendrix (1/29/87) (only two in school history)

**Dished out 10 assists:** 11, DeAndre Jones @ Lamar (1/6/18)

**Made 10 field goals:** 11 (of 23), Jordan Howard @ Seattle (3/14/18)

**Attempted 20 FG:** 23, Jordan Howard @ Seattle (3/14/18)

**Made 9 three-pointers:** 9, Marcus Pillow @ UT Arlington (2/21/09)

**Made 8 three-pointers:** 8 (of 9), Jordan Howard @ Oregon (12/20/17)

**Made 7 three-pointers:** 7 (of 9), Thatch Unruh vs. SFA (1/24/18)

**Made 6 three-pointers:** 6 (of 10), DeAndre Jones @ Little Rock (12/8/18)

**Attempted 10 three-pointers:** 10, DeAndre Jones @ Little Rock (12/8/18)

**Made 10 free throws:** 10 (of 10), Jordan Howard vs. SHSU (2/28/18)

**Attempted 15 free throws:** 19 (made 19), Jordan Howard vs. Nicholls (2/17/18)

**Had 5 steals:** 6, DeAndre Jones, vs. Sam Houston (2/28/18)

**Had 5 blocks:** 11, Hayden Koval @ HBU (2/7/18)

**Had 8 assists:** 8, DeAndre Jones vs. SFA (1/24/18)

**Played every minute of a game:** 40, Jordan Howard vs. Nicholls (2/17/17)

**Two players score 20 points:** Jordan Howard (43), Thatch Unruh (28) vs. SFA (1/24/18)

**Three players score 20 points:** Jordan Howard (24), Derreck Brooks (23), Mathieu Kamba (20) @ McNeese State (2/22/16)

**Two (multiple) players grab 10 rebounds:** Hayden Koval (12), Mathieu Kamba (12), DeAndre Jones (10) vs. McNeese (2/14/18)

**Five players score in double figures:** Thatch Unruh (18), Hayden Koval (15), Eddy Kayouloud (14), Khaleem Bennett (11),

SK Shittu (10), vs. U. of Ozarks (11/10/18)

**Six players score in double figures:** Justin Foreman (22), Jordan Howard (19), Mathieu Kamba (16), Jake Zuilhof (15), Derreck Brooks (12) and Jeff Lowery (12) vs. NW State (2/15/16)

**Seven players score in double figures:** Michael Monroe (18), Jarman Sample (13), Matt Williamson (13), Nedzad Biberovic (12), DeWayne Hart (12), Lamar Grimes (10), Lee Reliford (10) vs. Harris-Stowe State (12/13/04)

**Two players record double-doubles:** Mathieu Kamba (15 pts/15 reb), Derreck Brooks (12 pts/10 reb) @ UIW (2/12/16)

**Three players record double-doubles:** Justin Foreman (22/11), Mathieu Kamba (16/10), Jake Zuilhof 15/10) vs. NW State (2/15/16)

**Player records four consecutive double-doubles:** Lee Reliford, (20-11) vs. Ozarks (Ark.), (12-14) vs. Drury, (19-12) at Sam Houston State, (19-14) vs. Oklahoma Wesleyan, Nov-Dec. 2003

## LAST TIME UCA...

**Scored 100 points:** Feb. 7, 2018 - UCA 100, HBU 80 (Houston, Texas)

**Scored less than 50 points:** Dec. 5, 2018, @ Louisville 86, UCA 41

**Allowed 100 points:** Nov. 15, 2017 - UCLA 106, UCA 101 (OT)

**Held opponent to less than 50 points:** Nov. 23, 2010, vs. Champion Baptist; UCA won 100-29

**Held opponent to less than 30 points:** Nov. 23, 2010, vs. Champion Baptist; UCA won 100-29

**Won an overtime game:** Mar. 14, 2018, UCA 92, Seattle 90 (OT)

**Lost an overtime game:** Dec. 17, 2017, Morehead St. 98, UCA 94 (1OT)

**Played a double-overtime game:** Jan. 6, 2018, UCA 100, Lamar 91

**Played a triple-overtime game:** Jan. 24, 2013; UCA 103, McNeese State 98 (3OT)

**Shot over 60%:** 62.7%, Nov. 12, 2018 vs. Univ. of the Ozarks

**Opp. shot over 60%:** 63.8%, Dec. 8, 2018, Little Rock

**Shot less than 30%:** 25%, @ Louisville, Dec. 5, 2018

**Shot over 50% from three-point:** 57.9% (11 of 19) @ SLU 2/3/18

**Shot less than 15% three-point range:** 12.5% (3-24), 12/22/16 @ Arizona State

**Shot less than 40% free throws:** 34.8% (15-32), Feb. 25, 2017, vs. SFA

**Held opponent to under 30% shooting:** Nov. 12, 2018, vs. Univ. of the Ozarks, 21 of 71, 29.6%

**Held opponent to under 25% shooting:** Nov. 23, 2010, Champion Baptist, 12 of 53, 22.6%

**Grabbed 50 rebounds:** Nov. 12, 2018 - 51, vs. Hendrix College

**Made 10 3-pointers:** Nov. 28, 2018 - 10 (of 20) vs. Little Rock

**Allowed 10 3-pointers:** Mar. 19, 2018, vs. Jacksonville State (10 of 23)

**Did not hit a 3-pointer:** Feb. 1, 2012, vs. Northwestern State (0 for 10)

**Had 20 assists:** Nov. 12, 2018 - 22 vs Univ. of the Ozarks

**Had 20 steals:** December 30, 2013- 20 vs. Ecclesia

**Had 10 blocks:** Feb. 7, 2018 - 13 @ Houston Baptist

**Had 25 turnovers:** Jan. 26, 2015 - 25 @ New Orleans

**Forced 25 turnovers:** Dec. 17, 2017 - 28 @ Morehead State

## 2017-18 UCA BEARS ROSTER

No.	Name	Pos.	Yr.	Ht.	Wt.	Hometown (Previous School)
0	SK Shittu	RsF	F	6-9	215	Rogers, Ark. (Providence Aca.)
3	Aaron Weidenaar	JR	F	6-7	205	Bozeman, Mont. (Bozeman)
4	Khaleem Bennett	FR	G	6-4	200	Hamilton, Ontario (Sunrise Christian Prep)
11	Porter Anderson (RS)	FR	F/C	6-7	230	Lamar, Ark. (Link Year Prep)
12	Darraj Parnell (RS)	JR	G	6-4	195	Andover, Kan. (Central)
14	Eddy Kayouloud	FR	G/F	6-7	220	Paris, France (Oak Hill Academy)
15	Hayden Koval	SO	C	7-0	220	Prosper, Texas (Link Year Prep)
20	Matthew Mondesir	SO	G	6-5	210	Los Angeles, Calif. (Link Year Prep)
22	Tanner Schmit	SR	F/C	6-8	220	Buffalo, NY (Nichols School)
24	Jared Chatham	SO	F	6-8	185	Los Angeles, Calif. (G. Washington Prep)
25	Thatch Unruh	SR	G	6-5	190	Branson, Mo. (Quakerdale Prep)
33	Jordan Grant	JR	G	6-1	185	Harrison, Ark. (Harrison)
34	Jaxson Baker (RS)	FR	G/F	6-7	200	Phoenix, Ariz. (Brophy Prep)
35	Brandon Vanover	SO	C	7-0	250	Little Rock, Ark. (Baptist Prep)
55	Deandre Jones	SO	G	5-11	160	Boise, Idaho (Link Year Prep)

## UCA QUICK FACTS

**Location/Founded:** Conway, Ark./1907

**Enrollment:** 11,750

**Colors:** Purple and Gray

**Affiliation/Conference:** NCAA I / Southland

**City:** Conway, Ark. (pop. 65,000)

**Arena:** Farris Center (cap. 5,000)

**President:** Dr. Houston Davis

**Athletic Director:** Dr. Brad Teague

**SID:** Steve East (cell: 501-339-8215)

**Asst. SIDs:** Josh Goff, Charlie Skinner

# 2018-19 UCA BEARS BASKETBALL • PAGE 6

## UCA SEASON / CAREER HIGHS

### SEASON HIGH

### CAREER HIGH

#### #0 SK SHITTU

10, vs. Ozarks (11/12/18).....Points.....same  
 8, @ Louisville (12/15/18).....Rebounds.....same  
 1, vs. Hendrix (11/8/18).....Assists.....same  
 1, two times.....Steals.....same  
 1, two times.....Blocks.....same

#### #3 AARON WEIDENAAR

6, two times.....Points.....11, @ NW State (3/4/17)  
 1, three times.....Rebounds.....5, vs. Chattanooga (11/19/16)  
 .....Assists.....2, vs. Incarnate Word (1/10/18)  
 1, vs. Ozarks (11/12/18).....Steals.....1, six times  
 1, two times.....Blocks.....1, four times

#### #4 KHALEEM BENNETT

21, vs. Hendrix (11/8/18).....Points.....same  
 8, @ Louisville (12/5/18).....Rebounds.....same  
 2, four times.....Assists.....same  
 3, vs. Ozarks (11/12/18).....Steals.....same  
 2, vs. Ozarks (11/12/18).....Blocks.....same

#### #11 PORTER ANDERSON (redshirting)

.....Points.....  
 .....Rebounds.....  
 .....Assists.....  
 .....Steals.....  
 .....Blocks.....

#### #12 DARRAJA PARNELL (redshirting)

.....Points.....14, @ SC State (11/21/17)  
 .....Rebounds.....6, three times  
 .....Assists.....5, @ NW State (3/4/17)  
 .....Steals.....3, two times  
 .....Blocks.....1, five times

#### #14 EDDY KAYOULOUD

30, @ Troy (11/18/18).....Points.....same  
 6, @ Missouri (11/6/18).....Rebounds.....same  
 3, vs. Little Rock (11/28/18).....Assists.....same  
 1, four times.....Steals.....same  
 2, @ Saint Louis (11/24/18).....Blocks.....same

#### #15 HAYDEN KOVAL

19, @ Little Rock (12/8/18).....Points.....22, vs. Alcorn St. (11/19/17)  
 13, vs. Ozarks (11/12/18).....Rebounds.....same  
 4, vs. Hendrix (11/8/18).....Assists.....same  
 2, two times.....Steals.....2, four times  
 3, two times.....Blocks.....11, @ HBU (2/7/18)

#### #20 MATTHEW MONDESIR

12, @ Little Rock (12/8/18).....Points.....13, vs. NW State (3/3/18)  
 9, vs. Little Rock (11/28/18).....Rebounds.....8, @ Seattle (3/14/18)  
 8, vs. Ozarks (11/12/18).....Assists.....same  
 1, two times.....Steals.....2, three times  
 1, two times.....Blocks.....1, four times

### SEASON HIGH

### CAREER HIGH

#### #22 TANNER SCHMIT

11, vs. Hendrix (11/8/18).....Points.....22, vs. Little Rock (11/29/16)  
 5, @ Little Rock (12/8/18).....Rebounds.....10, @ ACU (1/5/17)  
 1, two times.....Assists.....2, three times  
 1, two times.....Steals.....2, three times  
 1, vs. Ozarks (11/12/18).....Blocks.....2, four times

#### #24 JARED CHATHAM

11, @ Pittsburgh (11/15/18).....Points.....same  
 6, two times.....Rebounds.....6, four times  
 2, vs. Ozarks (11/12/18).....Assists.....same  
 1, three times.....Steals.....1, three times  
 1, two times.....Blocks.....1, three times

#### #25 THATCH UNRUH

18, vs. Ozarks (11/12/18).....Points.....28, vs. S.F. Austin (1/24/18)  
 11, vs. Hendrix (11/8/18).....Rebounds.....11, two times  
 4, @ Troy (11/18/18).....Assists.....6, three times  
 4, @ Missouri (11/6/18).....Steals.....4, two times  
 2, vs. Ozarks (11/12/18).....Blocks.....same

#### #33 JORDAN GRANT

.....Points.....  
 3, @ Pittsburgh (11/15/18).....Rebounds.....same  
 1, vs. Ozarks (11/12/18).....Assists.....1, four times  
 1, vs. Ozarks (11/12/18).....Steals.....1, two times  
 .....Blocks.....1, @ Morehead St. (12/19/16)

#### #34 JAXSON BAKER (redshirting)

.....Points.....  
 .....Rebounds.....  
 .....Assists.....  
 .....Steals.....  
 .....Blocks.....

#### #35 BRANDON VANOVER

3, vs. Ozarks (11/12/18).....Points.....same  
 .....Rebounds.....  
 .....Assists.....  
 .....Steals.....  
 .....Blocks.....

#### #55 DEANDRE JONES

26, @ Little Rock (12/8/18).....Points.....same  
 7, vs. Little Rock (11/28/18).....Rebounds.....11, @ Lamar (1/6/18)  
 7, three times.....Assists.....11, @ Lamar (1/6/18)  
 3, @ Saint Louis (11/24/18).....Steals.....6, vs. SHSU (2/28/18)  
 .....Blocks.....2, vs. SE Louisiana (12/31/17)

## PRONUNCIATION GUIDE:

**Khaleem Bennett** - kah-LEEM  
**Jared Chatham** - CHAT-em  
**Eddy Kayouloud** - KIGH-uh-lude  
**Hayden Koval** - CO-val (like Valerie)  
**Matthew Mondesir** - MON-deh-seer  
**Darraja Parnell** - duh-RAH-juh par-NELL

**SK Shittu** - SHI-two  
**Aaron Weidenaar** - WIDE-n-arr  
**Thatch Unruh** - UN-roo  
**Coach Russ Pennell** - PIN-ul  
**Coach Matt Scherbenske** - sure-BEN-skee

# 2018-19 UCA BEARS BASKETBALL • PAGE 7

## ATTENDANCE SUMMARY

	Games	Totals	Average
Home	3	4,057	1,352
Away	6	36,563	6,093
Neutral	0	0	0
Total	9	40,620	4,513
High: 14,920 (@ Louisville)			
Low: 451 (vs. Hendrix)			

## UCA'S RECORD WHEN...

Leading at halftime	4-0
Trailing at halftime	0-5
Tied at halftime	0-0
Leading with 5:00 remaining	4-0
Trailing with 5:00 remaining	0-5
In overtime	0-0
UCA outrebounds opponent	3-0
Opponent outrebounds UCA	1-5
Teams are tied in rebounding	0-0
UCA commits more turnovers	1-3
Opponent commits more turnovers	2-1
UCA shoots 50% or better	2-0
Opponent shoots 50% or better	1-2
UCA shoots less than 50%	2-5
Opponent shoots less than 50%	3-3
UCA shoots better than opponent	3-0
Opponent shoots better than UCA	1-5
UCA has more free throw attempts	2-0
Opponent has more free throw attempts	2-5
UCA bench outscores opponent bench	2-2
Opponent bench outscores UCA bench	2-3
UCA more points in paint	2-0
Opponent more points in the paint	1-5
UCA more second chance points	2-1
Opponent more second chance points	1-4
UCA scores less than 60	0-2
UCA scores 60-69	0-1
UCA scores 70-79	1-2
UCA scores 80-89	1-0
UCA scores 90-99	2-0
UCA scores 100+	0-0
Opponent scores less than 60	1-0
Opponent scores 60-69	1-1
Opponent scores 70-79	1-1
Opponent scores 80-89	1-2
Opponent scores 90-99	0-1
Opponent scores 100+	0-0
In November	3-4
In December	1-1
In January	0-0
In February	0-0
In March	0-0
vs. ranked opponents	0-0

## MISCELLANEOUS STATS

### MOST FIRST HALF POINTS

UCA 47 (vs. Ozarks 11/12/18)  
OPP 52 (Louisville (12/5/18))

### FEWEST FIRST HALF POINTS

UCA 20 (@ Missouri 11/6/18)  
OPP 19 (Ozarks 11/12/18)

### MOST SECOND HALF POINTS

UCA 53 (vs. Hendrix 11/8/18)  
OPP 49 (Pittsburgh 11/15/18)

### FEWEST SECOND HALF POINTS

UCA 18 (@ Louisville 12/5/18)  
OPP 33 (Ozarks 11/12/18/LR 11/28/18)

### LARGEST HALFTIME LEAD

UCA - 28 (vs. Ozarks 11/12/18)  
OPP - 29 (Louisville 12/5/18)

### LARGEST HALFTIME LEAD OVERCOME

UCA - none  
OPP - none

### MOST OVERTIME POINTS

UCA -  
OPP -

## STARTING LINEUPS

Record	G	G	G	F	C
2-2	Jones	Unruh	Bennett	Shittu	Koval
1-2	Jones	Unruh	Bennett	Kayouloud	Koval
0-1	Jones	Unruh	Bennett	Mondesir	Koval
1-0	Jones	Unruh	Bennett	Schmit	Koval

## MARGIN OF VICTORY/DEFEAT

	1	2	3	4	5	6	7	8	9	10	11-15	16-19	20-24	25+
Wins			1								1			2
Losses					1						2			2

## DOUBLE FIGURE GAMES

	Player	Scoring		Rebounding		Double-Doubles	
		Season	Career	Season	Career	Season	Career
0	SK Shittu	1	1	0	0	0	0
3	Aaron Weidenaar	1	2	0	0	0	0
4	Khaleem Bennett	4	4	0	0	0	0
11	Porter Anderson	0	0	0	0	0	0
12	Darraja Parnell	0	8	0	0	0	0
14	Eddy Kayouloud	3	3	0	0	0	0
15	Hayden Koval	6	18	1	3	1	3 (1 triple)
20	Matthew Mondesir	1	6	0	0	0	0
22	Tanner Schmit	1	8	0	2	0	1
24	Jared Chatham	1	1	0	0	0	0
25	Thatch Unruh	4	32	1	2	1	2
33	Jordan Grant	0	0	0	0	0	0
34	Jaxon Baker	0	0	0	0	0	0
35	Brandon Vanover	0	0	0	0	0	0
55	DeAndre Jones	6	14	2	2	1	1 (1 triple)





# 2018-19 UCA BEARS BASKETBALL • PAGE 8

## CENTRAL ARKANSAS BEARS Central Arkansas Season Box Score (as of Dec 11, 2018) All games

RECORD:	OVERALL	HOME	AWAY	NEUTRAL
ALL GAMES	4-5	3-0	1-5	0-0
CONFERENCE	0-0	0-0	0-0	0-0
NON-CONFERENCE	4-5	3-0	1-5	0-0

##	Player	gp-gs	min	avg	Total		3-Point		F-Throw		Rebounds				pf	dq	a	to	blk	stl	pts	avg		
					fg-fga	fg%	3fg-fga	3fg%	ft-fga	ft%	off	def	tot	avg										
55	Jones, DeAndre	9-9	288	32.0	41-80	.513	20-42	.476	29-33	.879	5	25	30	3.3	22	0	42	27	1	10	131	14.6		
14	Kayouloud, Eddy	7-3	187	26.7	37-69	.536	15-32	.469	6-9	.667	4	22	26	3.7	15	1	10	11	2	4	95	13.6		
15	Koval, Hayden	9-9	227	25.2	34-74	.459	10-28	.357	18-24	.750	13	39	52	5.8	30	1	12	16	8	5	96	10.7		
25	Unruh, Thatch	9-9	257	28.6	27-65	.415	13-41	.317	16-19	.842	7	33	40	4.4	16	0	16	16	0	8	83	9.2		
04	Bennett, Khaleem	9-9	202	22.4	29-56	.518	2-5	.400	13-21	.619	12	16	28	3.1	25	1	10	23	4	10	73	8.1		
20	Mondesir, Matthew	9-1	227	25.2	21-51	.412	3-10	.300	7-14	.500	10	31	41	4.6	21	1	23	17	2	2	52	5.8		
22	Schmit, Tanner	8-1	112	14.0	17-48	.354	6-20	.300	5-8	.625	9	13	22	2.8	14	0	2	2	1	2	45	5.6		
00	Shittu, SK	9-4	120	13.3	15-49	.306	0-3	.000	9-10	.900	6	27	33	3.7	20	0	1	18	2	2	39	4.3		
24	Chatham, Jared	8-0	94	11.8	10-27	.370	2-7	.286	5-8	.625	10	17	27	3.4	13	0	5	7	4	3	27	3.4		
03	Weidenaar, Aaron	6-0	49	8.2	4-19	.211	4-16	.250	0-0	.000	0	4	4	0.7	5	0	0	2	2	1	12	2.0		
35	Vanover, Brandon	3-0	8	2.7	1-2	.500	0-0	.000	2-4	.500	0	0	0	0.0	0	0	0	1	0	0	4	1.3		
33	Grant, Jordan	5-0	29	5.8	1-2	.500	1-2	.500	0-0	.000	0	2	2	0.4	0	0	1	1	0	1	3	0.6		
Team											10	14	24											
Total.....		9	1800		237-542	.437	76-206	.369	110-150	.733	86	243	329	36.6	181	4	122	142	26	48	660	73.3		
Opponents.....		9	1801		240-536	.448	66-202	.327	132-210	.629	95	240	335	37.2	156	-	130	129	22	56	678	75.3		

Score by Periods	1st	2nd	Totals
Central Arkansas	314	346	660
Opponents	327	351	678

### 2018-19 SOUTHLAND STANDINGS

School.....	All .....	SLC .....
Abilene Christian.....	9-1 .....	0-0 .....
Stephen F. Austin.....	5-3 .....	0-0 .....
Nicholls .....	5-4 .....	0-0 .....
New Orleans .....	4-4 .....	0-0 .....
SE Louisiana.....	4-4 .....	0-0 .....
Incarinate Word.....	5-6 .....	0-0 .....
<b>Central Arkansas .....</b>	<b>4-5 .....</b>	<b>0-0 .....</b>
Texas A&M-CC.....	4-5 .....	0-0 .....
Lamar .....	4-6 .....	0-0 .....
Houston Baptist.....	3-5 .....	0-0 .....
McNeese State.....	3-6 .....	0-0 .....
Sam Houston State.....	3-7 .....	0-0 .....
Northwestern State.....	2-7 .....	0-0 .....

### UPCOMING SCHEDULE / RESULTS

#### THURSDAY, DECEMBER 13

McNeese State 77, North Carolina Central 61  
Tulsa 70, New Orleans 60  
CSU Bakersfield 86, Lamar 65

#### FRIDAY, DECEMBER 14

Houston Baptist 107, Arlington Baptist 70

#### SATURDAY, DECEMBER 15

Nicholls @ Boston University.....12:00  
Stephen F. Austin @ Louisiana-Monroe .....2:00  
McNeese State @ UMKC.....6:00  
Abilene Christian @ Texas Tech.....6:00  
Southern @ Northwestern State.....8:00

#### SUNDAY, DECEMBER 16

UCA @ New Mexico.....3:00 (CT)

#### MONDAY, DECEMBER 17

Incarinate Word @ Illinois-Chicago.....7:00  
Houston Baptist @ Samford.....6:30  
California Baptist @ Southeastern Louisiana.....7:30

#### TUESDAY, DECEMBER 18

Alabama State @ Sam Houston State.....6:30  
ULL @ McNeese State.....6:30  
Louisiana College @ Northwestern State .....6:30  
Williams Baptist @ New Orleans.....7:00  
Nicholls @ UL-Monroe.....7:00  
Huston Tillotson @ Texas A&M-Corpus Christi.....7:30  
Stephen F. Austin @ Baylor.....7:30



# 2018-19 UCA BEARS BASKETBALL • PAGE 9

## CENTRAL ARKANSAS BEARS Central Arkansas Combined Team Statistics (as of Dec 11, 2018) All games

RECORD:	OVERALL	HOME	AWAY	NEUTRAL
ALL GAMES	4-5	3-0	1-5	0-0
CONFERENCE	0-0	0-0	0-0	0-0
NON-CONFERENCE	4-5	3-0	1-5	0-0

##	Player	gp-gs	min	avg	Total		3-Point		F-Throw		Rebounds					pts	avg							
					fg-fga	fg%	3fg-fga	3fg%	ft-fa	ft%	off	def	tot	avg	pf			dq	a	to	blk	stl		
55	Jones, DeAndre	9-9	288	32.0	41-80	.513	20-42	.476	29-33	.879	5	25	30	3.3	22	0	42	27	1	10	131	14.6		
14	Kayouloud, Eddy	7-3	187	26.7	37-69	.536	15-32	.469	6-9	.667	4	22	26	3.7	15	1	10	11	2	4	95	13.6		
15	Koval, Hayden	9-9	227	25.2	34-74	.459	10-28	.357	18-24	.750	13	39	52	5.8	30	1	12	16	8	5	96	10.7		
25	Unruh, Thatch	9-9	257	28.6	27-65	.415	13-41	.317	16-19	.842	7	33	40	4.4	16	0	16	16	0	8	83	9.2		
04	Bennett, Khaleem	9-9	202	22.4	29-56	.518	2-5	.400	13-21	.619	12	16	28	3.1	25	1	10	23	4	10	73	8.1		
20	Mondesir, Matthew	9-1	227	25.2	21-51	.412	3-10	.300	7-14	.500	10	31	41	4.6	21	1	23	17	2	2	52	5.8		
22	Schmit, Tanner	8-1	112	14.0	17-48	.354	6-20	.300	5-8	.625	9	13	22	2.8	14	0	2	2	1	2	45	5.6		
00	Shittu, SK	9-4	120	13.3	15-49	.306	0-3	.000	9-10	.900	6	27	33	3.7	20	0	1	18	2	2	39	4.3		
24	Chatham, Jared	8-0	94	11.8	10-27	.370	2-7	.286	5-8	.625	10	17	27	3.4	13	0	5	7	4	3	27	3.4		
03	Weidenaar, Aaron	6-0	49	8.2	4-19	.211	4-16	.250	0-0	.000	0	4	4	0.7	5	0	0	2	2	1	12	2.0		
35	Vanover, Brandon	3-0	8	2.7	1-2	.500	0-0	.000	2-4	.500	0	0	0	0.0	0	0	0	1	0	0	4	1.3		
33	Grant, Jordan	5-0	29	5.8	1-2	.500	1-2	.500	0-0	.000	0	2	2	0.4	0	0	1	1	0	1	3	0.6		
Team											10	14	24											
Total.....		9	1800		237-542	.437	76-206	.369	110-150	.733	86	243	329	36.6	181	4	122	142	26	48	660	73.3		
Opponents.....		9	1801		240-536	.448	66-202	.327	132-210	.629	95	240	335	37.2	156	-	130	129	22	56	678	75.3		

TEAM STATISTICS	UCA	OPP	Date	Opponent	Score	Att.
SCORING	660	678	11/06/18	at Mizzou	L 55-68	9436
Points per game	73.3	75.3	11/08/18	HENDRIX	w 99-73	887
Scoring margin	-2.0	-	11/12/18	UNIVERSITY OF THE OZ	w 93-52	415
FIELD GOALS-ATT	237-542	240-536	11/15/18	at Pitt	L 71-97	2578
Field goal pct	.437	.448	11/18/18	at Troy	L 77-82	1312
3 POINT FG-ATT	76-206	66-202	11/24/18	at Saint Louis	L 61-73	6512
3-point FG pct	.369	.327	11/28/18	LITTLE ROCK	w 78-65	2755
3-pt FG made per game	8.4	7.3	12/05/18	at Louisville	L 41-86	14920
FREE THROWS-ATT	110-150	132-210	12/08/18	at Little Rock	w 85-82	1805
Free throw pct	.733	.629				
F-Throws made per game	12.2	14.7				

\* - Conference game

REBOUNDS	329	335
Rebounds per game	36.6	37.2
Rebounding margin	-0.7	-
ASSISTS	122	130
Assists per game	13.6	14.4
TURNOVERS	142	129
Turnovers per game	15.8	14.3
Turnover margin	-1.4	-
Assist/turnover ratio	0.9	1.0
STEALS	48	56
Steals per game	5.3	6.2
BLOCKS	26	22
Blocks per game	2.9	2.4
ATTENDANCE	4057	36563
Home games-Avg/Game	3-1352	6-6094
Neutral site-Avg/Game	-	0-0

Score by Periods	1st	2nd	Totals
Central Arkansas	314	346	660
Opponents	327	351	678



# 2018-19 UCA BEARS BASKETBALL • PAGE 10

## CENTRAL ARKANSAS BEARS Central Arkansas Extended Season Box Score (as of Dec 11, 2018) All games

RECORD:	OVERALL	HOME	AWAY	NEUTRAL
ALL GAMES	4-5	3-0	1-5	0-0
CONFERENCE	0-0	0-0	0-0	0-0
NON-CONFERENCE	4-5	3-0	1-5	0-0

#	Player	gp-gs	min	Total		3-Point		F-Throw		Rebounds			avg	pf	dq	a	a/g	to	to/g	a/to	blk	blk/g	stl	stl/g	pts	avg	
				fg-fga	fg%	3fg-fga	3fg%	ft-fita	ft%	off	def	tot															
55	Jones, DeAndre	9-9	288	32.0	41-80	.513	20-42	.476	29-33	.879	5	25	30	3.3	22	0	42	4.67	27	3.00	1.56	1	0.11	10	1.11	131	14.6
14	Kayouloud, Eddy	7-3	187	26.7	37-69	.536	15-32	.469	6-9	.667	4	22	26	3.7	15	1	10	1.43	11	1.57	0.91	2	0.29	4	0.57	95	13.6
15	Koval, Hayden	9-9	227	25.2	34-74	.459	10-28	.357	18-24	.750	13	39	52	5.8	30	1	12	1.33	16	1.78	0.75	8	0.89	5	0.56	96	10.7
25	Unruh, Thatch	9-9	257	28.6	27-65	.415	13-41	.317	16-19	.842	7	33	40	4.4	16	0	16	1.78	16	1.78	1.00	0	0.00	8	0.89	83	9.2
04	Bennett, Khaleem	9-9	202	22.4	29-56	.518	2-5	.400	13-21	.619	12	16	28	3.1	25	1	10	1.11	23	2.56	0.43	4	0.44	10	1.11	73	8.1
20	Mondesir, Matthew	9-1	227	25.2	21-51	.412	3-10	.300	7-14	.500	10	31	41	4.6	21	1	23	2.56	17	1.89	1.35	2	0.22	2	0.22	52	5.8
22	Schmit, Tanner	8-1	112	14.0	17-48	.354	6-20	.300	5-8	.625	9	13	22	2.8	14	0	2	0.25	2	0.25	1.00	1	0.13	2	0.25	45	5.6
00	Shittu, SK	9-4	120	13.3	15-49	.306	0-3	.000	9-10	.900	6	27	33	3.7	20	0	1	0.11	18	2.00	0.06	2	0.22	2	0.22	39	4.3
24	Chatham, Jared	8-0	94	11.8	10-27	.370	2-7	.286	5-8	.625	10	17	27	3.4	13	0	5	0.63	7	0.88	0.71	4	0.50	3	0.38	27	3.4
03	Weidenaar, Aaron	6-0	49	8.2	4-19	.211	4-16	.250	0-0	.000	0	4	4	0.7	5	0	0	0.00	2	0.33	0.00	2	0.33	1	0.17	12	2.0
35	Vanover, Brandon	3-0	8	2.7	1-2	.500	0-0	.000	2-4	.500	0	0	0	0.0	0	0	0	0.00	1	0.33	0.00	0	0.00	0	0.00	4	1.3
33	Grant, Jordan	5-0	29	5.8	1-2	.500	1-2	.500	0-0	.000	0	2	2	0.4	0	0	1	0.20	1	0.20	1.00	0	0.00	1	0.20	3	0.6
Total.....		9	1800		237-542	.437	76-206	.369	110-150	.733	86	243	329	36.6	181	4	122	13.56	142	15.78	0.86	26	2.89	48	5.33	660	73.3
Opponents.....		9	1801		240-536	.448	66-202	.327	132-210	.629	95	240	335	37.2	156	-	130	14.44	129	14.33	1.01	22	2.44	56	6.22	678	75.3

Score by Periods	1st	2nd	Totals
Central Arkansas	314	346	660
Opponents	327	351	678

## RECORD BOOK WATCH

### CAREER THREE-POINTERS

- Jordan Howard.....386 (2014- )
- Marcus Pillow.....206 (2006-09)
- Rodney Dean.....173 (1997-99)
- Clifton Bush.....164 (1988-92)
- George Sitkowski.....158 (1988-91)
- Shannon Lee.....152 (1996-99, 00-01)
- Dion Cole.....141 (1992-96)
- 8. Thatch Unruh.....130 (2014- )**
- Robert Crawford.....118 (2009-10, 11-13)

### CAREER BLOCKED SHOTS

- 148 - Durrell Nevels (2006-08)
- 113 - Hayden Koval (2017- )**
- 100 - Joe Sitkowski (1988-92)
- 86 - Jake Zuilhof (2014-16)
- 86 - Mathieu Kamba (2-14-18)
- 80 - Scottie Pippen (1983-87)

### SEASON BLOCKED SHOTS

- 105 - Hayden Koval (2017-18)**
- 99 - Durrell Nevels (2006-07)
- 51 - Tadre Sheppard (2009-10)
- 49 - Joe Sitkowski (1990-91)
- 49 - Durrell Nevels (2007-08)
- 49 - Jake Zuilhof (2014-15)

### SEASON ASSISTS

- 225 - Henry Whitmore (1991-92)
- 220 - Russ Pennell (1983-84)**
- 183 - Jeff Welch (1991-91)
- 159 - DeAndre Jones (2017-18)**
- 154 - Phil Davis (1982-83)
- 143 - Lamar Grimes (2004-05)
- 134 - Mel Blackwood (1974-75)
- 125 - Joey Cortez (2005-06)
- 121 - Russ Pennell (1982-83)**
- 120 - Mike Martin (2014-15)

### SEASON STEALS

- 78 - Scottie Pippen (1986-87)
- 76 - Ronnie Martin (1987-88)
- 74 - Henry Whitmore (1991-92)
- 67 - Rodney Dean (1997-98)
- 66 - Scottie Pippen (1985-86)
- 62 - Clifton Bush (1990-91)
- 61 - Rodney Dean (1998-99)
- 59 - DeAndre Jones (2017-18)**
- 59 - Clifton Bush (1991-92)

### SEASON ASSISTS (team)

- 745 - 1990-91
- 693 - 1992-92
- 565 - 2017-18**

### SEASON THREES (team)

- 286 (35 games) - 2017-18**
- 230 (32 games) - 2016-17
- 208 (34 games) - 1990-91
- 200 (28 games) - 2012-13
- 200 (26 games) - 1998-99
- 196 (29 games) - 2014-15

### SEASON FREE THROWS (team)

- 607 (29 games) - 1966-67
- 573 (35 games) - 2017-18**
- 572 (27 games) - 1971-72

### SEASON REBOUNDS (team)

- 1,385 - 1973-74
- 1,297 - 1977-78
- 1,275 - 1990-91
- 1,269 - 2017-18**

### SEASON BLOCKS (team)

- 180 - 2017-18
- 166 - 2006-07
- 146 - 2007-08

# 2018-19 UCA BEARS BASKETBALL • PAGE 11

## CENTRAL ARKANSAS BEARS Central Arkansas Season/Career Statistics (as of Dec 11, 2018) All games

### SEASON STATISTICS

### CAREER STATISTICS

SUMMARY	gp-gs	min/g	fg%	3fg%	ft%	r/g	a/g	stl	blk	pts/g	gp-gs	min/g	fg%	3fg%	ft%	r/g	a/g	stl	blk	pts/g
Jones, DeAndre	9-9	32.0	.513	.476	.879	3.3	4.7	10	1	14.6	44-28	28.8	.458	.412	.855	3.7	4.6	69	7	7.8
Kayouloud, Eddy	7-3	26.7	.536	.469	.667	3.7	1.4	4	2	13.6	7-3	26.7	.536	.469	.667	3.7	1.4	4	2	13.6
Koval, Hayden	9-9	25.2	.459	.357	.750	5.8	1.3	5	8	10.7	43-39	25.2	.455	.336	.657	5.4	1.0	18	113	9.1
Unruh, Thatch	9-9	28.6	.415	.317	.842	4.4	1.8	8	0	9.2	102-60	20.7	.388	.320	.796	2.8	1.6	64	11	7.1
Bennett, Khaleem	9-9	22.4	.518	.400	.619	3.1	1.1	10	4	8.1	9-9	22.4	.518	.400	.619	3.1	1.1	10	4	8.1
Mondesir, Matthew	9-1	25.2	.412	.300	.500	4.6	2.6	2	2	5.8	44-9	16.5	.407	.343	.550	2.4	1.3	17	4	4.2
Schmit, Tanner	8-1	14.0	.354	.300	.625	2.8	0.3	2	1	5.6	101-31	13.2	.415	.240	.634	2.3	0.3	20	33	4.0
Shittu, SK	9-4	13.3	.306	.000	.900	3.7	0.1	2	2	4.3	9-4	13.3	.306	.000	.900	3.7	0.1	2	2	4.3
Chatham, Jared	8-0	11.8	.370	.286	.625	3.4	0.6	3	4	3.4	27-0	6.9	.443	.286	.640	1.8	0.3	5	5	2.7
Weidenaar, Aaron	6-0	8.2	.211	.250	.000	0.7	0.0	1	2	2.0	60-3	8.4	.301	.265	.500	1.0	0.3	6	5	2.1
Vanover, Brandon	3-0	2.7	.500	.000	.500	0.0	0.0	0	0	1.3	6-0	1.8	.500	.000	.500	0.0	0.0	0	0	0.7
Grant, Jordan	5-0	5.8	.500	.500	.000	0.4	0.2	1	0	0.6	23-0	2.8	.250	.250	.000	0.2	0.2	3	0	0.1

SCORING	fg-fga	fg%	3fg-fga	3fg%	ft-fa	ft%	pts	pts/g	fg-fga	fg%	3fg-fga	3fg%	ft-fa	ft%	pts	pts/g
Jones, DeAndre	41-80	.513	20-42	.476	29-33	.879	131	14.6	108-236	.458	56-136	.412	71-83	.855	343	7.8
Kayouloud, Eddy	37-69	.536	15-32	.469	6-9	.667	95	13.6	37-69	.536	15-32	.469	6-9	.667	95	13.6
Koval, Hayden	34-74	.459	10-28	.357	18-24	.750	96	10.7	142-312	.455	44-131	.336	65-99	.657	393	9.1
Unruh, Thatch	27-65	.415	13-41	.317	16-19	.842	83	9.2	235-606	.388	130-406	.320	121-152	.796	721	7.1
Bennett, Khaleem	29-56	.518	2-5	.400	13-21	.619	73	8.1	29-56	.518	2-5	.400	13-21	.619	73	8.1
Mondesir, Matthew	21-51	.412	3-10	.300	7-14	.500	52	5.8	70-172	.407	12-35	.343	33-60	.550	185	4.2
Schmit, Tanner	17-48	.354	6-20	.300	5-8	.625	45	5.6	177-427	.415	6-25	.240	45-71	.634	405	4.0
Shittu, SK	15-49	.306	0-3	.000	9-10	.900	39	4.3	15-49	.306	0-3	.000	9-10	.900	39	4.3
Chatham, Jared	10-27	.370	2-7	.286	5-8	.625	27	3.4	27-61	.443	4-14	.286	16-25	.640	74	2.7
Weidenaar, Aaron	4-19	.211	4-16	.250	0-0	.000	12	2.0	43-143	.301	31-117	.265	6-12	.500	123	2.1
Vanover, Brandon	1-2	.500	0-0	.000	2-4	.500	4	1.3	1-2	.500	0-0	.000	2-4	.500	4	0.7
Grant, Jordan	1-2	.500	1-2	.500	0-0	.000	3	0.6	1-4	.250	1-4	.250	0-0	.000	3	0.1

TOTALS	o-reb	d-reb	t-reb	pf	fo	ast	to	a/to	o-reb	d-reb	t-reb	pf	fo	ast	to	a/to
Jones, DeAndre	5	25	30	22	0	42	27	1.6	23	139	162	111	2	201	106	1.9
Kayouloud, Eddy	4	22	26	15	1	10	11	0.9	4	22	26	15	1	10	11	0.9
Koval, Hayden	13	39	52	30	1	12	16	0.8	60	173	233	135	6	41	69	0.6
Unruh, Thatch	7	33	40	16	0	16	16	1.0	56	228	284	205	3	163	151	1.1
Bennett, Khaleem	12	16	28	25	1	10	23	0.4	12	16	28	25	1	10	23	0.4
Mondesir, Matthew	10	31	41	21	1	23	17	1.4	34	72	106	60	1	59	38	1.6
Schmit, Tanner	9	13	22	14	0	2	2	1.0	73	155	228	218	4	30	52	0.6
Shittu, SK	6	27	33	20	0	1	18	0.1	6	27	33	20	0	1	18	0.1
Chatham, Jared	10	17	27	13	0	5	7	0.7	18	31	49	24	0	8	12	0.7
Weidenaar, Aaron	0	4	4	5	0	0	2	0.0	16	44	60	76	2	18	22	0.8
Vanover, Brandon	0	0	0	0	0	0	1	0.0	0	0	0	0	0	0	1	0.0
Grant, Jordan	0	2	2	0	0	1	1	1.0	0	4	4	2	0	5	2	2.5



# 2018-19 UCA BEARS BASKETBALL • PAGE 12

## Individual Career History

### Bennett, Khaleem

Season	gp-gs	min/avg	Total		3-Point		F-Throws		Rebounds				Scoring							
			fg-fga	pct	fg-fga	pct	ft-fta	pct	off	def	tot	avg	pf	fo	ast	to	blk	stl	pts	avg
2018-19	9-9	202/22.4	29-56	.518	2-5	.400	13-21	.619	12	16	28	3.1	25	1	10	23	4	10	73	8.1
TOTAL	9-9	202/22.4	29-56	.518	2-5	.400	13-21	.619	12	16	28	3.1	25	1	10	23	4	10	73	8.1

### Chatham, Jared

Season	gp-gs	min/avg	Total		3-Point		F-Throws		Rebounds				Scoring							
			fg-fga	pct	fg-fga	pct	ft-fta	pct	off	def	tot	avg	pf	fo	ast	to	blk	stl	pts	avg
2017-18	19-0	92/4.8	17-34	.500	2-7	.286	11-17	.647	8	14	22	1.2	11	0	3	5	1	2	47	2.5
2018-19	8-0	94/11.8	10-27	.370	2-7	.286	5-8	.625	10	17	27	3.4	13	0	5	7	4	3	27	3.4
TOTAL	27-0	186/6.9	27-61	.443	4-14	.286	16-25	.640	18	31	49	1.8	24	0	8	12	5	5	74	2.7

### Grant, Jordan

Season	gp-gs	min/avg	Total		3-Point		F-Throws		Rebounds				Scoring							
			fg-fga	pct	fg-fga	pct	ft-fta	pct	off	def	tot	avg	pf	fo	ast	to	blk	stl	pts	avg
2016-17	9-0	15/1.7	0-1	.000	0-1	.000	0-0	.000	0	0	0	0.0	1	0	1	0	0	1	0	0.0
2017-18	9-0	21/2.3	0-1	.000	0-1	.000	0-0	.000	0	2	2	0.2	1	0	3	1	0	1	0	0.0
2018-19	5-0	29/5.8	1-2	.500	1-2	.500	0-0	.000	0	2	2	0.4	0	0	1	1	0	1	3	0.6
TOTAL	23-0	65/2.8	1-4	.250	1-4	.250	0-0	.000	0	4	4	0.2	2	0	5	2	0	3	3	0.1

### Jones, DeAndre

Season	gp-gs	min/avg	Total		3-Point		F-Throws		Rebounds				Scoring							
			fg-fga	pct	fg-fga	pct	ft-fta	pct	off	def	tot	avg	pf	fo	ast	to	blk	stl	pts	avg
2017-18	35-19	981/28.0	67-156	.429	36-94	.383	42-50	.840	18	114	132	3.8	89	2	159	79	6	59	212	6.1
2018-19	9-9	288/32.0	41-80	.513	20-42	.476	29-33	.879	5	25	30	3.3	22	0	42	27	1	10	131	14.6
TOTAL	44-28	1269/28.8	108-236	.458	56-136	.412	71-83	.855	23	139	162	3.7	111	2	201	106	7	69	343	7.8

### Kayouloud, Eddy

Season	gp-gs	min/avg	Total		3-Point		F-Throws		Rebounds				Scoring							
			fg-fga	pct	fg-fga	pct	ft-fta	pct	off	def	tot	avg	pf	fo	ast	to	blk	stl	pts	avg
2018-19	7-3	187/26.7	37-69	.536	15-32	.469	6-9	.667	4	22	26	3.7	15	1	10	11	2	4	95	13.6
TOTAL	7-3	187/26.7	37-69	.536	15-32	.469	6-9	.667	4	22	26	3.7	15	1	10	11	2	4	95	13.6

### Koval, Hayden

Season	gp-gs	min/avg	Total		3-Point		F-Throws		Rebounds				Scoring							
			fg-fga	pct	fg-fga	pct	ft-fta	pct	off	def	tot	avg	pf	fo	ast	to	blk	stl	pts	avg
2017-18	34-30	857/25.2	108-238	.454	34-103	.330	47-75	.627	47	134	181	5.3	105	5	29	53	105	13	297	8.7
2018-19	9-9	227/25.2	34-74	.459	10-28	.357	18-24	.750	13	39	52	5.8	30	1	12	16	8	5	96	10.7
TOTAL	43-39	1084/25.2	142-312	.455	44-131	.336	65-99	.657	60	173	233	5.4	135	6	41	69	113	18	393	9.1

### Mondesir, Matthew

Season	gp-gs	min/avg	Total		3-Point		F-Throws		Rebounds				Scoring							
			fg-fga	pct	fg-fga	pct	ft-fta	pct	off	def	tot	avg	pf	fo	ast	to	blk	stl	pts	avg
2017-18	35-8	501/14.3	49-121	.405	9-25	.360	26-46	.565	24	41	65	1.9	39	0	36	21	2	15	133	3.8
2018-19	9-1	227/25.2	21-51	.412	3-10	.300	7-14	.500	10	31	41	4.6	21	1	23	17	2	2	52	5.8
TOTAL	44-9	728/16.5	70-172	.407	12-35	.343	33-60	.550	34	72	106	2.4	60	1	59	38	4	17	185	4.2

### Schmit, Tanner

Season	gp-gs	min/avg	Total		3-Point		F-Throws		Rebounds				Scoring							
			fg-fga	pct	fg-fga	pct	ft-fta	pct	off	def	tot	avg	pf	fo	ast	to	blk	stl	pts	avg
2015-16	26-0	196/7.5	25-58	.431	0-0	.000	9-14	.643	4	22	26	1.0	39	0	3	15	6	4	59	2.3
2016-17	32-25	595/18.6	66-158	.418	0-2	.000	14-23	.609	34	79	113	3.5	81	2	15	22	16	10	146	4.6
2017-18	35-5	433/12.4	69-163	.423	0-3	.000	17-26	.654	26	41	67	1.9	84	2	10	13	10	4	155	4.4
2018-19	8-1	112/14.0	17-48	.354	6-20	.300	5-8	.625	9	13	22	2.8	14	0	2	2	1	2	45	5.6
TOTAL	101-31	1336/13.2	177-427	.415	6-25	.240	45-71	.634	73	155	228	2.3	218	4	30	52	33	20	405	4.0



# 2018-19 UCA BEARS BASKETBALL • PAGE 13

## Individual Career History

### Shittu, SK

Season	gp-gs	min/avg	Total		3-Point		F-Throws		Rebounds				Scoring							
			fg-fga	pct	fg-fga	pct	ft-fga	pct	off	def	tot	avg	pf	fo	ast	to	blk	stl	pts	avg
2018-19	9-4	120/13.3	15-49	.306	0-3	.000	9-10	.900	6	27	33	3.7	20	0	1	18	2	2	39	4.3
TOTAL	9-4	120/13.3	15-49	.306	0-3	.000	9-10	.900	6	27	33	3.7	20	0	1	18	2	2	39	4.3

### Unruh, Thatch

Season	gp-gs	min/avg	Total		3-Point		F-Throws		Rebounds				Scoring							
			fg-fga	pct	fg-fga	pct	ft-fga	pct	off	def	tot	avg	pf	fo	ast	to	blk	stl	pts	avg
2014-15	29-19	596/20.6	61-177	.345	42-129	.326	20-25	.800	18	49	67	2.3	72	2	39	46	5	17	184	6.3
2016-17	29-6	433/14.9	46-121	.380	28-88	.318	28-35	.800	12	44	56	1.9	40	0	23	28	3	9	148	5.1
2017-18	35-26	821/23.5	101-243	.416	47-148	.318	57-73	.781	19	102	121	3.5	77	1	85	61	3	30	306	8.7
2018-19	9-9	257/28.6	27-65	.415	13-41	.317	16-19	.842	7	33	40	4.4	16	0	16	16	0	8	83	9.2
TOTAL	102-60	2107/20.7	235-606	.388	130-406	.320	121-152	.796	56	228	284	2.8	205	3	163	151	11	64	721	7.1

### Vanover, Brandon

Season	gp-gs	min/avg	Total		3-Point		F-Throws		Rebounds				Scoring							
			fg-fga	pct	fg-fga	pct	ft-fga	pct	off	def	tot	avg	pf	fo	ast	to	blk	stl	pts	avg
2017-18	3-0	3/1.0	0-0	.000	0-0	.000	0-0	.000	0	0	0	0.0	0	0	0	0	0	0	0	0.0
2018-19	3-0	8/2.7	1-2	.500	0-0	.000	2-4	.500	0	0	0	0.0	0	0	0	1	0	0	4	1.3
TOTAL	6-0	11/1.8	1-2	.500	0-0	.000	2-4	.500	0	0	0	0.0	0	0	0	1	0	0	4	0.7

### Weidenaar, Aaron

Season	gp-gs	min/avg	Total		3-Point		F-Throws		Rebounds				Scoring							
			fg-fga	pct	fg-fga	pct	ft-fga	pct	off	def	tot	avg	pf	fo	ast	to	blk	stl	pts	avg
2016-17	28-2	287/10.3	24-82	.293	18-70	.257	5-10	.500	10	27	37	1.3	39	1	11	10	1	4	71	2.5
2017-18	26-1	168/6.5	15-42	.357	9-31	.290	1-2	.500	6	13	19	0.7	32	1	7	10	2	1	40	1.5
2018-19	6-0	49/8.2	4-19	.211	4-16	.250	0-0	.000	0	4	4	0.7	5	0	0	2	2	1	12	2.0
TOTAL	60-3	504/8.4	43-143	.301	31-117	.265	6-12	.500	16	44	60	1.0	76	2	18	22	5	6	123	2.1

## STATISTICAL COMPARISON

UCA (SLC rank) ....	CATEGORY .....	NM
73.3 (5th) .....	Points .....	80.0
75.3 (11th) .....	Opponent Points .....	85.1
-2.0 (7th) .....	Scoring Margin .....	-5.1
43.7 (6th) .....	Field Goal % .....	43.6
44.8 (7th) .....	Opponent Field Goal % .....	47.9
36.9 (2nd) .....	Three-Point % .....	38.9
32.7 (7th) .....	Opponent Three-Point % .....	37.7
8.4 (2nd) .....	Threes Made per game .....	10.1
7.3 .....	Opp. threes per game .....	8.3
73.3 (3rd) .....	Free Throw % .....	68.4
36.6 (5th) .....	Rebounds .....	33.4
37.2 (9th) .....	Opponent Rebounds .....	39.6
-0.7 (8th) .....	Rebound Margin .....	-6.2

13.5 (5th) .....	Assists per game .....	12.6
-1.4 (10th) .....	Turnover margin .....	+0.1
2.9 (8th) .....	Blocked Shots per game .....	3.1

### INDIVIDUAL STAT LEADERS

UCA (SLC rank) .....	CATEGORY .....	NM
DeAndre Jones 14.6 (6th) .....	Points .....	Anthony Mathis 15.1
Hayden Koval 5.8 (11th) .....	Rebounds .....	Vance Jackson 7.3
DeAndre Jones 4.7 (3rd) .....	Assists .....	Drue Drinnon 2.4
Eddy Kayouloud 53.6 (5th) .....	FG % .....	Corey Manigault 49.0
DeAndre Jones 47.6 (3rd) .....	3-PT FG % .....	Anthony Mathis 50.8
DeAndre Jones 87.9 (3rd) .....	FT % .....	Anthony Mathis 88.9
Hayden Koval 0.9 (12th) .....	Blocked Shots .....	Vladimir Pinchuk 0.7
Bennett/Jones 1.1 (T-21st) .....	Steals .....	Anthony Mathis 1.4

# 2018-19 UCA BEARS BASKETBALL • PAGE 14

## Central Arkansas - INDIVIDUAL GAME HIGHS

Points	30	Kayouloud, Eddy at Troy (11/18/18)
	26	Jones, Deandre at Little Rock (12/08/18)
	23	Jones, Deandre vs Little Rock (11/28/18)
	22	Deandre Jones at Saint Louis (11/24/18)
	21	Bennett, Khaileem vs Hendrix (11/08/18)
Field Goals Made	12	Kayouloud, Eddy at Troy (11/18/18)
	9	Jones, Deandre at Little Rock (12/08/18)
Field Goal Att.	16	Kayouloud, Eddy at Troy (11/18/18)
	15	Jones, Deandre at Troy (11/18/18)
FG Pct (min 5 made)	.750	Kayouloud, Eddy at Troy (11/18/18)
	.727	Bennett, Khaileem vs Hendrix (11/08/18)
3-Point FG Made	6	Jones, Deandre at Little Rock (12/08/18)
	5	Kayouloud, Eddy at Troy (11/18/18)
3-Point FG Att.	10	Jones, Deandre at Little Rock (12/08/18)
	9	Jones, Deandre at Troy (11/18/18)
3-Pt FG Pct (min 2 made)	1,000	Koval, Hayden at Pitt (11/15/18)
	1,000	Jones, Deandre at Mizzou (11/06/18)
	1,000	Chatham, Jared at Pitt (11/15/18)
Free Throws Made	7	Jones, Deandre vs Hendrix (11/08/18)
	6	Deandre Jones at Saint Louis (11/24/18)
Free Throw Att.	8	Jones, Deandre vs Hendrix (11/08/18)
	7	Bennett, Khaileem vs Hendrix (11/08/18)
FT Pct (min 3 made)	1,000	Deandre Jones at Saint Louis (11/24/18)
	1,000	Koval, Hayden vs University of the Oz (11/12/18)
	1,000	Urruh, Thatch vs Hendrix (11/08/18)
	1,000	Jones, Deandre at Troy (11/18/18)
	1,000	Shittu, SK vs Hendrix (11/08/18)
Rebounds	13	Koval, Hayden vs University of the Oz (11/12/18)
	11	Urruh, Thatch vs Hendrix (11/08/18)
Assists	8	Mondesir, Matthew vs University of the Oz (11/12/18)
	7	Jones, Deandre at Little Rock (12/08/18)
	1,000	Jones, Deandre vs Little Rock (11/28/18)
	7	Jones, Deandre at Troy (11/18/18)
Steals	4	Urruh, Thatch at Mizzou (11/06/18)
	3	Deandre Jones at Saint Louis (11/24/18)
Blocked Shots	3	Bennett, Khaileem vs University of the Oz (11/12/18)
	3	Koval, Hayden at Pitt (11/15/18)
Turnovers	7	Jones, Deandre at Pitt (11/15/18)
	5	Bennett, Khaileem at Louisville (12/05/18)
Fouls	5	Koval, Hayden at Louisville (12/05/18)
	5	Eddy Kayouloud at Saint Louis (11/24/18)
	5	Mondesir, Matthew vs Hendrix (11/08/18)
Minutes	39	Jones, Deandre at Little Rock (12/08/18)
	38	Deandre Jones at Saint Louis (11/24/18)
	37	Jones, Deandre vs Little Rock (11/28/18)
	37	Jones, Deandre at Troy (11/18/18)
	34	Urruh, Thatch vs Little Rock (11/28/18)
	34	Kayouloud, Eddy at Troy (11/18/18)

## OPPONENT INDIVIDUAL GAME HIGHS

Points	27	Tucker, Raylon at Little Rock (12/08/18)
	21	Jordan Nwora at Louisville (12/05/18)
	21	Varnado, Jordan at Troy (11/18/18)
	20	Banksion, Kris at Little Rock (12/08/18)
	20	Tucker, Raylon vs Little Rock (11/28/18)
	20	Johnson, Jaxon at Troy (11/18/18)
	20	Wilson-Frame, Jared at Pitt (11/15/18)
Field Goals Made	10	Tucker, Raylon at Little Rock (12/08/18)
	8	Banksion, Kris at Little Rock (12/08/18)
	8	VJ King at Louisville (12/05/18)
	8	Tucker, Raylon vs Little Rock (11/28/18)
	8	Johnson, Jaxon at Troy (11/18/18)
	8	Wilson-Frame, Jared at Pitt (11/15/18)
	8	TILMON, Jeremiah at Mizzou (11/06/18)
Field Goal Att.	23	Tucker, Raylon vs Little Rock (11/28/18)
	16	Tucker, Raylon at Little Rock (12/08/18)
	16	Pippins, Ryan vs Little Rock (11/28/18)
FG Pct (min 5 made)	.833	Carte/Aie Gordon at Saint Louis (11/24/18)
	.800	Banksion, Kris at Little Rock (12/08/18)
	.800	VJ King at Louisville (12/05/18)
3-Point FG Made	5	SMITH, Mark at Mizzou (11/06/18)
	4	Jordan Nwora at Louisville (12/05/18)
	4	Tucker, Raylon vs Little Rock (11/28/18)
	4	Wilson-Frame, Jared at Pitt (11/15/18)
3-Point FG Att.	11	Tucker, Raylon vs Little Rock (11/28/18)
	8	Wilson-Frame, Jared at Pitt (11/15/18)
	8	SMITH, Mark at Mizzou (11/06/18)
3-Pt FG Pct (min 2 made)	1,000	Jordan Nwora at Louisville (12/05/18)
	.667	Jordan Goodwin at Saint Louis (11/24/18)
	.667	Trace Crawford vs Hendrix (11/08/18)
	.667	PICKETT, Jaxon at Mizzou (11/06/18)
Free Throws Made	8	Jaxon Bess at Saint Louis (11/24/18)
	6	Wyatt Jr., Horace at Little Rock (12/08/18)
	6	Jordan Goodwin at Saint Louis (11/24/18)
	6	Varnado, Jordan at Troy (11/18/18)
	6	Toney Au'Diese at Pitt (11/15/18)
Free Throw Att.	10	Jaxon Bess at Saint Louis (11/24/18)
	8	Hasahn French at Saint Louis (11/24/18)
FT Pct (min 3 made)	1,000	Wyatt Jr., Horace at Little Rock (12/08/18)
	1,000	Varnado, Jordan at Troy (11/18/18)
	1,000	Tramaine Isabell Jr. at Saint Louis (11/24/18)
	1,000	Johnson, Xavier at Pitt (11/15/18)
Rebounds	12	Johnson, Kamani vs Little Rock (11/28/18)
	11	Hicks, Alex at Troy (11/18/18)
Assists	9	Lottie, Jaizac at Little Rock (12/08/18)
	6	Jordan Goodwin at Saint Louis (11/24/18)
Steals	3	Tucker, Raylon at Little Rock (12/08/18)
	3	Tucker, Raylon vs Little Rock (11/28/18)
Blocked Shots	4	Brown, Terrell at Pitt (11/15/18)
	3	Carte/Aie Gordon at Saint Louis (11/24/18)
Turnovers	6	Bryson Johnson vs University of the Oz (11/12/18)
	5	Lottie, Jaizac at Little Rock (12/08/18)
	5	Maric, Nikola at Little Rock (12/08/18)

# 2018-19 UCA BEARS BASKETBALL • PAGE 15

## Central Arkansas - TEAM GAME HIGHS

POINTS	99	HENDRIX (11/08/18)
	93	UNIVERSITY OF THE OZ (11/12/18)
	85	at Little Rock (12/08/18)
	78	LITTLE ROCK (11/28/18)
	77	at Troy (11/18/18)
FIELD GOALS MADE	37	UNIVERSITY OF THE OZ (11/12/18)
	32	HENDRIX (11/08/18)
FIELD GOAL ATTEMPTS	66	HENDRIX (11/08/18)
	65	at Little Rock (12/08/18)
FIELD GOAL PERCENTAGE	.627 (37-59)	UNIVERSITY OF THE OZ (11/12/18)
	.509 (27-53)	LITTLE ROCK (11/28/18)
3 PT FIELD GOALS MADE	12	at Little Rock (12/08/18)
	11	at Troy (11/18/18)
3 PT FG ATTEMPTS	32	at Little Rock (12/08/18)
	30	at Troy (11/18/18)
3 PT FG PERCENTAGE	.500 (10-20)	LITTLE ROCK (11/28/18)
	.476 (10-21)	at Pitt (11/15/18)
FREE THROWS MADE	31	HENDRIX (11/08/18)
	14	LITTLE ROCK (11/28/18)
FREE THROW ATTEMPTS	40	HENDRIX (11/08/18)
	19	LITTLE ROCK (11/28/18)
FREE THROW PERCENTAGE	.846 (11-13)	at Little Rock (12/08/18)
	.775 (31-40)	HENDRIX (11/08/18)
REBOUNDS	51	HENDRIX (11/08/18)
	48	UNIVERSITY OF THE OZ (11/12/18)
ASSISTS	22	UNIVERSITY OF THE OZ (11/12/18)
	17	LITTLE ROCK (11/28/18)
STEALS	9	UNIVERSITY OF THE OZ (11/12/18)
	7	HENDRIX (11/08/18)
BLOCKED SHOTS	8	UNIVERSITY OF THE OZ (11/12/18)
	6	at Pitt (11/15/18)
TURNOVERS	23	at Pitt (11/15/18)
	20	UNIVERSITY OF THE OZ (11/12/18)
FOULS	27	at Pitt (11/15/18)
	27	HENDRIX (11/08/18)

## Opponent - GAME HIGHS

POINTS	97	at Pitt (11/15/18)
	86	at Louisville (12/05/18)
	82	at Little Rock (12/08/18)
	82	at Troy (11/18/18)
	73	at Saint Louis (11/24/18)
	73	HENDRIX (11/08/18)
FIELD GOALS MADE	32	at Pitt (11/15/18)
	31	at Louisville (12/05/18)
FIELD GOAL ATTEMPTS	71	UNIVERSITY OF THE OZ (11/12/18)
	66	LITTLE ROCK (11/28/18)
FIELD GOAL PERCENTAGE	.638 (30-47)	at Little Rock (12/08/18)
	.518 (29-56)	at Troy (11/18/18)
3 PT FIELD GOALS MADE	9	at Louisville (12/05/18)
	8	at Troy (11/18/18)
	8	UNIVERSITY OF THE OZ (11/12/18)
	8	HENDRIX (11/08/18)
	8	at Mizzou (11/06/18)
3 PT FG ATTEMPTS	31	UNIVERSITY OF THE OZ (11/12/18)
	28	at Louisville (12/05/18)
3 PT FG PERCENTAGE	.438 (7-16)	at Saint Louis (11/24/18)
	.421 (8-19)	at Troy (11/18/18)
FREE THROWS MADE	26	at Pitt (11/15/18)
	23	HENDRIX (11/08/18)
FREE THROW ATTEMPTS	36	HENDRIX (11/08/18)
	35	at Pitt (11/15/18)
FREE THROW PERCENTAGE	.857 (18-21)	at Little Rock (12/08/18)
	.743 (26-35)	at Pitt (11/15/18)
REBOUNDS	48	at Louisville (12/05/18)
	47	at Saint Louis (11/24/18)
ASSISTS	20	at Louisville (12/05/18)
	17	at Little Rock (12/08/18)
STEALS	10	UNIVERSITY OF THE OZ (11/12/18)
	9	LITTLE ROCK (11/28/18)
BLOCKED SHOTS	5	at Saint Louis (11/24/18)
	5	at Troy (11/18/18)
	5	at Pitt (11/15/18)
TURNOVERS	19	at Little Rock (12/08/18)
	18	at Saint Louis (11/24/18)
FOULS	29	HENDRIX (11/08/18)
	20	LITTLE ROCK (11/28/18)

## Central Arkansas - GAME LOWS

POINTS	41	at Louisville (12/05/18)
	55	at Mizzou (11/06/18)
	61	at Saint Louis (11/24/18)
	71	at Pitt (11/15/18)
	77	at Troy (11/18/18)
FIELD GOALS MADE	16	at Louisville (12/05/18)
	20	at Mizzou (11/06/18)
	20	at Saint Louis (11/24/18)
FIELD GOAL ATTEMPTS	53	LITTLE ROCK (11/28/18)
	56	at Pitt (11/15/18)
	56	at Saint Louis (11/24/18)
FIELD GOAL PERCENTAGE	.250 (16-64)	at Louisville (12/05/18)
	.328 (20-61)	at Mizzou (11/06/18)
3 PT FIELD GOALS MADE	4	HENDRIX (11/08/18)
	5	at Louisville (12/05/18)
3 PT FG ATTEMPTS	13	UNIVERSITY OF THE OZ (11/12/18)
	14	HENDRIX (11/08/18)
3 PT FG PERCENTAGE	.208 (5-24)	at Louisville (12/05/18)
	.286 (4-14)	HENDRIX (11/08/18)
FREE THROWS MADE	4	at Louisville (12/05/18)
	5	at Mizzou (11/06/18)
FREE THROW ATTEMPTS	7	at Louisville (12/05/18)
	8	at Mizzou (11/06/18)
FREE THROW PERCENTAGE	.571 (4-7)	at Louisville (12/05/18)
	.625 (5-8)	at Mizzou (11/06/18)
REBOUNDS	24	at Saint Louis (11/24/18)
	31	at Little Rock (12/08/18)
ASSISTS	6	at Louisville (12/05/18)
	10	at Mizzou (11/06/18)
	10	at Saint Louis (11/24/18)
STEALS	2	at Louisville (12/05/18)
	4	at Troy (11/18/18)
BLOCKED SHOTS	0	at Troy (11/18/18)
	1	at Louisville (12/05/18)
	1	at Little Rock (12/08/18)
TURNOVERS	12	at Troy (11/18/18)
	13	at Mizzou (11/06/18)
	13	at Saint Louis (11/24/18)
FOULS	12	UNIVERSITY OF THE OZ (11/12/18)
	16	at Mizzou (11/06/18)

## Opponent - GAME LOWS

POINTS	52	UNIVERSITY OF THE OZ (11/12/18)
	65	LITTLE ROCK (11/28/18)
	68	at Mizzou (11/06/18)
	73	HENDRIX (11/08/18)
	73	at Saint Louis (11/24/18)
FIELD GOALS MADE	21	HENDRIX (11/08/18)
	21	UNIVERSITY OF THE OZ (11/12/18)
FIELD GOAL ATTEMPTS	47	at Little Rock (12/08/18)
	52	at Saint Louis (11/24/18)
FIELD GOAL PERCENTAGE	.296 (21-71)	UNIVERSITY OF THE OZ (11/12/18)
	.382 (21-55)	HENDRIX (11/08/18)
3 PT FIELD GOALS MADE	4	at Little Rock (12/08/18)
	7	at Pitt (11/15/18)
	7	at Saint Louis (11/24/18)
	7	LITTLE ROCK (11/28/18)
3 PT FG ATTEMPTS	11	at Little Rock (12/08/18)
	16	at Saint Louis (11/24/18)
3 PT FG PERCENTAGE	.258 (8-31)	UNIVERSITY OF THE OZ (11/12/18)
	.280 (7-25)	LITTLE ROCK (11/28/18)
FREE THROWS MADE	2	UNIVERSITY OF THE OZ (11/12/18)
	4	LITTLE ROCK (11/28/18)
FREE THROW ATTEMPTS	6	UNIVERSITY OF THE OZ (11/12/18)
	13	at Mizzou (11/06/18)
FREE THROW PERCENTAGE	.190 (4-21)	LITTLE ROCK (11/28/18)
	.333 (2-6)	UNIVERSITY OF THE OZ (11/12/18)
REBOUNDS	25	at Little Rock (12/08/18)
	28	HENDRIX (11/08/18)
	28	UNIVERSITY OF THE OZ (11/12/18)
ASSISTS	12	UNIVERSITY OF THE OZ (11/12/18)
	12	at Troy (11/18/18)
STEALS	3	HENDRIX (11/08/18)
	3	at Troy (11/18/18)
BLOCKED SHOTS	0	HENDRIX (11/08/18)
	0	UNIVERSITY OF THE OZ (11/12/18)
TURNOVERS	10	at Pitt (11/15/18)
	10	at Louisville (12/05/18)
FOULS	13	at Troy (11/18/18)
	15	at Mizzou (11/06/18)
	15	UNIVERSITY OF THE OZ (11/12/18)
	15	at Pitt (11/15/18)
	15	at Louisville (12/05/18)
	15	at Little Rock (12/08/18)

# 2018-19 UCA BEARS BASKETBALL • PAGE 16

## LAST GAME: UCA 85, Little Rock 82

Official Basketball Box Score -- Game Totals -- Final Statistics  
 Central Arkansas vs Little Rock  
 12/08/18 5:30 p.m. at Little Rock, Ark. (Jack Stephens Center)

### Central Arkansas 85 • 4-5

##	Player	*	Total		3-Ptr	Rebounds			PF	TP	A	TO	Blk	Stl	Min
			FG-FGA	FG-FGA	FT-FTA	Off	Def	Tot							
04	Bennett, Khaleem	*	2-3	1-1	0-0	0	2	2	2	5	0	2	0	0	23
15	Koval, Hayden	*	7-12	3-6	2-2	3	3	6	4	19	1	1	1	2	27
22	Schmit, Tanner	*	3-10	1-5	2-2	4	1	5	3	9	1	1	0	1	27
25	Unruh, Thatch	*	2-9	1-7	0-0	2	3	5	1	5	3	2	0	1	27
55	Jones, DeAndre	*	9-14	6-10	2-3	0	0	0	2	26	7	4	0	1	39
00	Shittu, SK		0-1	0-0	0-0	0	1	1	1	0	0	1	0	0	11
20	Mondesir, Matthew		5-11	0-3	2-2	1	3	4	3	12	3	2	0	0	30
24	Chatham, Jared		3-5	0-0	3-4	6	0	6	3	9	0	1	0	0	16
Team						0	2	2			1				
Totals			31-65	12-32	11-13	16	15	31	19	85	15	15	1	5	200

FG % 1st Half: 17-35 48.6% 2nd half: 14-30 46.7% Game: 31-65 47.7% Deadball Rebounds 0  
 3FG % 1st Half: 5-15 33.3% 2nd half: 7-17 41.2% Game: 12-32 37.5%  
 FT % 1st Half: 5-6 83.3% 2nd half: 6-7 85.7% Game: 11-13 84.6%

### Little Rock 82 • 4-6

##	Player	*	Total		3-Ptr	Rebounds			PF	TP	A	TO	Blk	Stl	Min
			FG-FGA	FG-FGA	FT-FTA	Off	Def	Tot							
03	Tucker, Rayjon	*	10-16	3-6	4-5	0	4	4	0	27	4	4	0	3	38
11	Lottie, Jaizec	*	0-4	0-3	3-4	0	6	6	2	3	9	5	0	1	36
25	Wyatt Jr., Horace	*	5-7	0-1	6-6	0	1	1	3	16	2	2	0	2	37
32	Bankston, Kris	*	8-10	0-0	4-5	0	1	1	3	20	0	1	1	1	33
55	Maric, Nikola	*	5-7	0-0	1-1	2	4	6	3	11	1	5	0	1	33
01	Nowell, Markquis		1-1	1-1	0-0	0	0	0	1	3	0	0	0	0	10
20	Johnson, Kamani		1-2	0-0	0-0	2	2	4	3	2	1	2	0	0	13
Team						1	2	3							
Totals			30-47	4-11	18-21	5	20	25	15	82	17	19	1	8	200

FG % 1st Half: 14-25 56.0% 2nd half: 16-22 72.7% Game: 30-47 63.8% Deadball Rebounds 0  
 3FG % 1st Half: 1-3 33.3% 2nd half: 3-8 37.5% Game: 4-11 36.4%  
 FT % 1st Half: 6-7 85.7% 2nd half: 12-14 85.7% Game: 18-21 85.7%

Officials: Tim Fitzgerald, Chris Chumley, Chris Ford  
 Technical fouls: Central Arkansas-None. Little Rock-None.  
 Attendance: 1805  
 Flagrant Foul, Matthew Mondesir, #20 UCA 14:31 2nd Half

Score by periods	1st	2nd	Total
Central Arkansas	44	41	85
Little Rock	35	47	82

Points	In	Off	2nd	Fast	Bench
UCA	Paint	T/O	Chance	Break	
LR	32	29	23	4	21
	46	18	10	10	5

Last FG - UCA 2nd-00:00, LR 2nd-01:55.  
 Largest lead - UCA by 10 2nd-17:30, LR by 11 1st-16:24.  
 UCA led for 17:37. LR led for 16:33. Game was tied for 05:50.

Score tied - 12 times.  
 Lead changed - 11 times.



# 2017-18 UCA BEARS BASKETBALL • PAGE 17

## LAST MEETING: *New Mexico 76, UCA 55*

Official Basketball Box Score -- Game Totals -- Final Statistics  
**CENTRAL ARKANSAS vs New Mexico**  
 12/17/14 8:00 p.m. at WisePies Arena/The Pit

### CENTRAL ARKANSAS 55 • 0-9

##	Player	f	c	g	Total			3-Ptr			Rebounds			PF	TP	A	TO	Blk	Stl	Min
					FG-FGA	FG-FGA	FT-FTA	FG-FGA	FG-FGA	FT-FTA	Off	Def	Tot							
21	Fiegler, Joel	f			0-0	0-0	0-0	0-0	0-0	0-0	0	2	2	5	0	1	1	3	1	10
52	Zuilhof, Jake	c			5-9	0-0	0-1	2	1	3	5	10		1	1	2	0			27
01	Howard, Jordan	g			3-14	2-9	4-4	1	1	2	0	12		2	3	0	2			37
10	Kamba, Mathieu	g			0-3	0-1	0-0	1	4	5	1	0		1	1	0	0			21
30	Martin, Mike	g			4-9	2-5	0-0	0	2	2	4	10		3	2	0	2			33
00	Milligan, Boo				5-11	1-5	0-1	2	1	3	3	11		2	2	0	0			25
02	Lee, Ethan				0-0	0-0	0-0	0	1	1	0	0		0	1	0	0			5
04	Christensson, Albert				3-7	1-2	3-4	2	2	4	2	10		0	1	1	0			26
13	Iyekekpolor, Otas				0-0	0-0	2-2	0	0	0	0	2		0	0	0	0			8
25	Unruh, Thatch				0-3	0-3	0-0	0	2	2	2	0		0	0	0	0			8
	Team							1	4	5										
	Totals				20-56	6-25	9-12	9	20	29	22	55		10	12	6	5			200

FG % 1st Half:	10-27	37.0%	2nd half:	10-29	34.5%	Game:	20-56	35.7%	Deadball Rebounds
3FG % 1st Half:	5-14	35.7%	2nd half:	1-11	9.1%	Game:	6-25	24.0%	0,1
FT % 1st Half:	5-6	83.3%	2nd half:	4-6	66.7%	Game:	9-12	75.0%	

### New Mexico 76 • 7-3

##	Player	f	c	g	Total			3-Ptr			Rebounds			PF	TP	A	TO	Blk	Stl	Min
					FG-FGA	FG-FGA	FT-FTA	FG-FGA	FG-FGA	FT-FTA	Off	Def	Tot							
33	DELANEY, Deshawn	f			9-14	1-2	3-6	4	9	13	0	22		3	3	2	3			32
11	AGET, Obj	c			2-2	0-0	2-6	1	2	3	1	6		0	0	2	0			14
03	GREENWOOD, Hugh	g			5-13	4-6	0-0	3	2	5	0	14		3	1	2	3			32
12	WILLIAMS, Devon	g			1-4	0-1	4-6	1	2	3	0	6		1	2	0	1			18
21	ADAMS, Xavier	g			0-4	0-2	0-2	3	3	6	2	0		1	2	0	0			26
00	N'GANGA, J.J.				3-6	0-0	1-1	1	4	5	3	7		1	1	0	0			19
02	GOODMAN, Jordan				4-8	1-3	4-6	2	1	3	1	13		2	0	0	1			19
23	FURSTINGER, Joe				2-4	0-0	1-2	1	1	2	4	5		1	0	1	0			17
25	JACOBS, Tim				1-3	0-1	1-2	0	4	4	0	3		9	0	0	0			23
	Team							1	1	2										
	Totals				27-58	6-15	16-31	17	29	46	11	76		21	9	7	8			200

FG % 1st Half:	12-28	42.9%	2nd half:	15-30	50.0%	Game:	27-58	46.6%	Deadball Rebounds
3FG % 1st Half:	3-8	37.5%	2nd half:	3-7	42.9%	Game:	6-15	40.0%	8,1
FT % 1st Half:	8-14	57.1%	2nd half:	8-17	47.1%	Game:	16-31	51.6%	

Officials: Ruben Ramos, Rodrick Dixon , Brent Dugas  
 Technical fouls: CENTRAL ARKANSAS-None. New Mexico-None.  
 Attendance: 13117

Score by periods	1st	2nd	Total
CENTRAL ARKANSAS	30	25	55
New Mexico	35	41	76

Points	In Paint	Off T/O	2nd Chance	Fast Break	Bench
UCA	20	4	10	5	23
NM	38	18	13	17	28

Last FG - UCA 2nd-02:07, NM 2nd-01:04.  
 Largest lead - UCA by 9 1st-13:37, NM by 21 2nd-01:04.  
 UCA led for 10:35. NM led for 29:04. Game was tied for 00:21.

Score tied - 0 times.  
 Lead changed - 1 time.

# 2018-19 UCA BEARS BASKETBALL • PAGE 18

## 2018-19 BOXSCORES

### Official Basketball Box Score -- Game Totals -- Final Statistics Central Arkansas vs Mizou 11/06/18 7 p.m. at Mizou Arena

#### Central Arkansas 55 - 0-1

#	Player	Total			3-Ptr			Rebounds			PF	TP	A	TO	Blk	Stl	Min
		FG-FGA	FG-FGA	FT-FTA	Off	Def	Tot	Off	Def	Tot							
00	Shittu, SK	1-7	0-1	0-0	1	3	4	1	2	0	1	2	0	1	0	14	
04	Bennett, Khaileem	1-4	0-1	1-2	2	0	2	5	3	2	1	0	1	0	22		
15	Koval, Hayden	1-7	0-2	1-2	0	3	3	2	3	1	1	0	0	0	30		
25	Unruh, Thatch	1-6	1-3	1-2	1	1	2	3	4	2	1	0	4	24			
55	Jones, DeAndre	5-9	3-3	1-1	0	5	5	3	14	1	4	0	1	25			
03	Weidenaar, Aaron	0-4	0-3	0-0	0	1	1	1	0	0	0	0	1	10			
14	Kayouloud, Eddy	7-13	4-8	1-1	1	5	6	0	19	0	0	0	0	26			
20	Mondesir, Matthew	2-3	0-1	0-0	0	6	6	0	4	4	2	0	0	24			
22	Schmit, Tanner	2-6	2-4	0-0	1	3	4	1	6	0	0	0	0	14			
24	Chatham, Jared	0-2	0-1	0-0	0	1	1	0	0	0	2	1	0	9			
33	Grant, Jordan	0-0	0-0	0-0	0	0	0	0	0	0	0	0	0	2			
Team		20-61		10-27	5-8	7	31	38	16	55	10	13	3	6	200		
Totals		20-61		10-27	5-8	7	31	38	16	55	10	13	3	6	200		
FG % 1st Half: 8-30		26.7%		2nd half: 12-31		38.7%		Game: 20-61		32.8%		Deadball		Rebounds			
3FG % 1st Half: 4-11		36.4%		2nd half: 6-16		37.5%		Game: 10-27		37.0%		4.1					
FT % 1st Half: 0-0		0.0%		2nd half: 5-8		62.5%		Game: 5-8		62.5%							

#### Mizzou 68 - 1-0

#	Player	Total			3-Ptr			Rebounds			PF	TP	A	TO	Blk	Stl	Min
		FG-FGA	FG-FGA	FT-FTA	Off	Def	Tot	Off	Def	Tot							
04	PICKETT, Javon	2-5	2-3	1-2	1	3	4	1	7	1	2	0	1	25			
13	SMITH, Mark	6-9	5-8	2-2	0	10	10	2	19	1	1	0	1	26			
05	GEIST, Jordan	2-10	0-6	1-2	0	5	5	3	5	3	2	0	1	30			
23	TILMON, Jeremiah	8-14	0-0	0-1	4	1	5	4	16	2	2	2	2	26			
24	PURYEAR, Kevin	1-7	0-0	0-1	2	8	10	1	2	2	1	0	0	27			
00	WATSON, Torrence	2-6	1-4	0-2	0	2	2	0	5	0	0	0	0	24			
01	PINSON, Xavier	1-5	0-1	0-0	1	0	1	1	2	4	2	0	1	15			
05	SMITH, Mitchell	2-5	0-1	2-2	1	3	4	3	6	0	0	0	0	22			
14	NIKKO, Reed	3-3	0-0	0-1	0	0	0	0	6	0	0	0	0	5			
Team		27-64		8-26	6-13	11	34	45	15	68	13	11	2	6	200		
Totals		27-64		8-26	6-13	11	34	45	15	68	13	11	2	6	200		
FG % 1st Half: 12-37		32.4%		2nd half: 15-27		55.6%		Game: 27-64		42.2%		Deadball		Rebounds			
3FG % 1st Half: 5-17		29.4%		2nd half: 3-9		33.3%		Game: 8-26		30.8%		1					
FT % 1st Half: 1-3		33.3%		2nd half: 5-10		50.0%		Game: 6-13		46.2%							

Officials: Anthony Jordan, Gerald Williams, Rusty Phillips  
Technical fouls: Central Arkansas-None, Mizou-None.  
Attendance: 9436

Score by periods	1st	2nd	Total
Central Arkansas	20	35	55
Mizzou	30	38	68

Score tied - 1 time.  
Lead changed - 3 times.  
Last FG - UCA 2nd-00:01, MIZ 2nd-00:42.  
Largest lead - UCA by 2 1st-19:38, MIZ by 17 2nd-16:50.  
UCA led for 01:22, MIZ led for 37:39. Game was tied for 00:48.

### Official Basketball Box Score -- Game Totals -- Final Statistics Hendrix vs Central Arkansas 11/08/18 7:00 PM at Conway, Ark. (Farris Center)

#### Hendrix 73 - 0-0

#	Player	Total			3-Ptr			Rebounds			PF	TP	A	TO	Blk	Stl	Min
		FG-FGA	FG-FGA	FT-FTA	Off	Def	Tot	Off	Def	Tot							
34	Seth Stanley	4-7	3-5	5-7	0	1	1	1	16	0	1	0	0	0	22		
44	Zachary Prins	0-0	0-0	0-0	0	0	0	0	0	0	0	0	0	0	17		
11	Kam Brasfield	2-5	0-1	1-2	1	2	3	2	5	3	4	0	0	0	17		
23	Jacob Link	1-3	0-1	1-2	1	2	3	3	3	1	1	0	1	12			
25	Trace Crawford	2-3	2-3	0-0	0	0	0	3	6	2	1	0	1	21			
10	Trey Rouse	1-6	0-3	0-0	0	1	1	2	2	2	3	0	0	13			
12	Damirko Johnson	0-1	0-1	0-0	0	0	0	0	0	1	1	0	0	3			
14	Michael Calamese	0-2	0-1	0-0	0	1	1	1	0	2	2	0	0	11			
20	Rod Cummings II	0-2	0-1	5-6	0	1	1	1	5	1	0	0	0	9			
22	Stephen Abell	0-1	0-1	0-0	0	0	0	0	0	0	0	0	0	2			
24	Sean Coman	2-7	1-5	2-2	0	0	0	1	7	1	0	1	1	14			
30	Peyton Maxwell	1-1	1-1	0-0	0	0	0	0	3	0	0	0	0	2			
32	Adam Phillip	1-2	1-2	0-0	0	0	0	0	1	3	0	1	0	8			
33	Jack Eaton	1-2	0-0	1-3	0	2	2	3	3	1	1	0	0	10			
40	Jake Riding	1-1	0-1	1-2	1	1	2	4	13	2	0	0	0	18			
42	Carl Fitch	1-1	0-0	3-6	2	2	4	5	5	0	1	0	0	4			
52	Alex Conrad	4-9	0-0	4-6	4	3	7	2	12	0	0	0	0	24			
Team		21-55		8-27	23-36	10	28	29	73	13	17	0	3	200			
Totals		21-55		8-27	23-36	10	28	29	73	13	17	0	3	200			
FG % 1st Half: 10-26		38.5%		2nd half: 11-29		37.9%		Game: 21-55		38.2%		Deadball		Rebounds			
3FG % 1st Half: 4-12		33.3%		2nd half: 4-15		26.7%		Game: 8-27		29.6%		6					
FT % 1st Half: 10-16		62.5%		2nd half: 13-20		65.0%		Game: 23-36		63.9%							

#### Central Arkansas 99 - 1-1

#	Player	Total			3-Ptr			Rebounds			PF	TP	A	TO	Blk	Stl	Min
		FG-FGA	FG-FGA	FT-FTA	Off	Def	Tot	Off	Def	Tot							
00	Shittu, SK	2-8	0-1	4-4	2	5	7	2	8	1	2	0	1	15			
15	Koval, Hayden	3-5	1-2	5-6	2	2	4	4	12	4	2	0	2	23			
04	Bennett, Khaileem	8-11	0-0	5-7	5	1	6	3	21	1	3	0	2	23			
25	Unruh, Thatch	4-5	0-0	5-5	2	4	6	4	13	2	0	0	0	24			
55	Jones, DeAndre	4-7	2-4	7-8	0	2	2	3	17	1	1	0	1	30			
03	Weidenaar, Aaron	0-2	0-1	0-0	0	1	1	2	0	1	0	1	0	4			
14	Kayouloud, Eddy	2-6	1-3	1-2	0	2	2	1	6	0	2	0	0	24			
20	Mondesir, Matthew	3-9	0-0	2-3	3	4	7	5	9	3	2	0	0	23			
22	Schmit, Tanner	3-9	0-1	1-3	3	1	4	1	11	0	0	0	0	13			
24	Chatham, Jared	1-5	0-1	0-0	1	4	5	2	2	1	0	2	0	14			
33	Grant, Jordan	0-0	0-0	0-0	0	0	0	0	1	0	0	0	0	5			
35	Vanover, Brandon	0-0	0-0	1-2	0	1	1	0	0	0	0	0	0	2			
Team		32-66		4-14	31-40	20	31	51	27	99	13	14	2	7	200		
Totals		32-66		4-14	31-40	20	31	51	27	99	13	14	2	7	200		
FG % 1st Half: 16-34		47.1%		2nd half: 16-32		50.0%		Game: 32-66		48.5%		Deadball		Rebounds			
3FG % 1st Half: 2-7		28.6%		2nd half: 2-7		28.6%		Game: 4-14		28.6%		5					
FT % 1st Half: 12-15		80.0%		2nd half: 19-25		76.0%		Game: 31-40		77.5%							

Officials: Jeff Malham, Blake Thomas, Jake Young  
Technical fouls: Hendrix-None, Central Arkansas-None.  
Attendance: 887

Score by periods	1st	2nd	Total
Hendrix	34	39	73
Central Arkansas	46	53	99

Score tied - 2 times.  
Lead changed - 2 times.  
Last FG - HENDRIX 2nd-01:34, UCA 2nd-00:39.  
Largest lead - HENDRIX by 3 1st-18:11, UCA by 27 2nd-01:34.  
HENDRIX led for 00:48, UCA led for 37:46. Game was tied for 01:26.

### Official Basketball Box Score -- Game Totals -- Final Statistics University of the Oz vs Central Arkansas 11/12/18 7:00 PM at Conway, Ark. (Farris Center)

#### University of the Oz 52 - 0-1

#	Player	Total			3-Ptr			Rebounds			PF	TP	A	TO	Blk	Stl	Min
		FG-FGA	FG-FGA	FT-FTA	Off	Def	Tot	Off	Def	Tot							
11	Ethan Bowman	2-4	1-3	0-0	0	1	1	2	5	2	0	0	2	16			
15	Skyler Barnes	2-4	2-4	0-0	0	1	1	0	6	0	0	0	0	15			
32	Tim Turpin	4-5	1-1	0-0	1	0	1	2	9	1	2	0	2	20			
35	Cory Wilhelm	0-2	0-0	0-1	1	1	2	1	0	1	0	0	1	19			
01	Bryson Johnson	3-13	0-5	0-0	0	1	1	6	2	6	0	0	2	18			
02	Jacobe Davis	0-3	0-0	0-0	0	3	3	0	0	0	1	0	0	11			
03	Cordy Winston	1-7	1-2	0-0	0	1	1	0	3	1	3	0	0	14			
04	Javian Williams	0-3	0-3	0-0	0	0	0	1	0	1	1	0	0	12			
05	Zach Bobo	3-9	1-4	1-2	0	3	3	0	8	1	1	0	1	16			
19	Clay Conley	3-7															

# 2018-19 UCA BEARS BASKETBALL • PAGE 19

## 2018-19 BOXSCORES

Official Basketball Box Score -- Game Totals -- Final Statistics  
**Central Arkansas vs Troy**  
 11/18/18 2:00 p.m. at Troy, Ala. (Trojan Arena)

Central Arkansas 77 - 2-3

#	Player	Total			3-Ptr			Rebounds			PF	TP	A	TO	Blk	Stl	Min
		FG-FGA	FG-FGA	FT-FTA	FG-FGA	FG-FGA	FT-FTA	Off	Def	Tot							
15	Koval, Hayden	c	6-11	2-5	1-2	2	1	3	3	15	1	2	0	0	0	26	
04	Bennett, Khaleem	g	3-6	0-1	0-1	0	2	2	3	6	1	3	0	0	0	21	
14	Kayoulood, Eddy	g	12-16	5-7	1-2	0	3	3	3	30	1	1	0	0	1	34	
25	Unruh, Thatch	g	0-5	0-5	2-2	0	3	3	0	2	4	1	0	1	32		
55	Jones, DeAndre	g	6-15	3-9	4-4	2	3	5	3	19	7	1	0	2	37		
00	Shittu, SK	g	0-1	0-0	0-0	0	0	0	1	0	0	2	0	0	5		
03	Weidenaar, Aaron	g	0-0	0-0	0-0	0	1	1	0	0	0	0	0	0	6		
20	Mondesir, Matthew	g	1-5	1-1	2-4	2	4	6	3	5	1	2	0	0	25		
22	Schmit, Tanner	g	0-2	0-1	0-0	0	1	1	2	0	0	0	0	0	8		
24	Chatham, Jared	g	0-1	0-1	0-0	0	0	0	1	0	1	0	0	0	6		
	Team					4	4	8									
Totals			28-62	11-30	10-15	10	22	32	19	77	16	12	0	4	200		
FG % 1st Half:		11-31	35.5%	2nd half:	17-31	54.8%	Game:		28-62	45.2%					Deadball Rebounds		
3FG % 1st Half:		5-16	31.3%	2nd half:	6-14	42.9%	Game:		11-30	36.7%					2		
FT % 1st Half:		7-9	77.8%	2nd half:	3-6	50.0%	Game:		10-15	66.7%							

Troy 82 - 2-3

#	Player	Total			3-Ptr			Rebounds			PF	TP	A	TO	Blk	Stl	Min
		FG-FGA	FG-FGA	FT-FTA	FG-FGA	FG-FGA	FT-FTA	Off	Def	Tot							
23	Varnado, Jordon	f	7-11	1-1	6-6	0	8	8	2	21	2	5	2	0	37		
30	Hicks, Alex	f	2-5	0-1	3-4	3	8	11	0	7	3	0	2	1	33		
01	Johnson, Javan	g	8-13	3-6	1-1	1	1	2	2	20	0	2	0	0	30		
03	Adams, Darian	g	2-8	1-5	2-2	1	3	4	2	7	3	1	0	0	32		
11	Miller, BJ	g	4-7	0-0	3-5	2	1	3	2	11	2	2	0	1	34		
02	Simon, KJ	g	1-3	0-0	0-4	0	0	0	3	2	2	0	0	1	8		
10	Williams, Zay	g	1-1	0-0	0-0	0	1	1	0	2	0	0	1	0	7		
15	Sahinkaya, Ahtakan	g	0-0	0-0	0-0	0	0	0	1	0	0	0	0	0	3		
22	Rodgers, Spencer	g	4-8	3-6	1-2	0	2	2	1	12	0	2	0	0	16		
	Team					1	3	4									
Totals			29-56	8-19	16-24	8	27	35	13	82	12	12	5	3	200		
FG % 1st Half:		16-29	55.2%	2nd half:	13-27	48.1%	Game:		29-56	51.8%					Deadball Rebounds		
3FG % 1st Half:		4-10	40.0%	2nd half:	4-9	44.4%	Game:		8-19	42.1%					5		
FT % 1st Half:		7-9	77.8%	2nd half:	9-15	60.0%	Game:		16-24	66.7%							

Officials: Coy Gammon, Christopher Balunek, Grant Todey  
 Technical fouls: Central Arkansas-None. Troy-None.  
 Attendance: 1312

Score by periods	1st	2nd	Total
Central Arkansas	34	43	77
Troy	43	39	82

Last FG - UCA 2nd-00:03, TROY 2nd-01:23.  
 Largest lead - UCA by 9 2nd-09:32, TROY by 12 1st-11:57.  
 UCA led for 13:52, TROY led for 24:52. Game was tied for 01:16.

Points	In	Off	2nd	Fast	Bench
UCA	Paint	T/O	Chance	Break	
TROY	22	12	6	9	5
	32	9	8	7	16

Score tied - 3 times.  
 Lead changed - 6 times.

Official Basketball Box Score -- Game Totals -- Final Statistics  
**Central Arkansas vs Saint Louis**  
 11/24/18 3:00 pm at

Central Arkansas 61 - 2-4

#	Player	Total			3-Ptr			Rebounds			PF	TP	A	TO	Blk	Stl	Min
		FG-FGA	FG-FGA	FT-FTA	FG-FGA	FG-FGA	FT-FTA	Off	Def	Tot							
14	Eddy Kayoulood	f	3-8	0-3	2-2	2	3	5	5	8	2	2	2	1	30		
15	Hayden Koval	c	1-7	0-2	0-0	0	5	5	4	2	1	1	0	1	26		
04	Khaleem Bennett	g	0-4	0-0	3-5	0	0	0	3	3	2	1	0	0	20		
25	Thatch Unruh	g	2-8	2-7	1-2	0	7	7	1	7	1	1	0	0	33		
55	Deandre Jones	g	7-11	2-4	6-6	1	1	2	3	22	4	4	0	3	38		
00	SK Shittu	g	1-3	0-0	1-2	0	2	2	1	3	0	2	1	0	14		
03	Aaron Weidenaar	g	2-7	2-6	0-0	0	0	0	6	0	1	0	0	0	13		
20	Matthew Mondesir	g	3-7	1-2	0-1	1	1	2	3	7	0	1	0	0	25		
22	Tanner Schmit	g	1-1	1-1	0-0	0	0	0	0	3	0	0	0	0	1		
	Team					1	0	1									
Totals			20-56	8-25	13-18	5	19	24	20	61	10	10	3	5	200		
FG % 1st Half:		11-28	39.3%	2nd half:	9-28	32.1%	Game:		20-56	35.7%					Deadball Rebounds		
3FG % 1st Half:		6-10	60.0%	2nd half:	2-15	13.3%	Game:		8-25	32.0%					3		
FT % 1st Half:		2-5	40.0%	2nd half:	11-13	84.6%	Game:		13-18	72.2%							

Saint Louis 73 - 5-1

#	Player	Total			3-Ptr			Rebounds			PF	TP	A	TO	Blk	Stl	Min
		FG-FGA	FG-FGA	FT-FTA	FG-FGA	FG-FGA	FT-FTA	Off	Def	Tot							
05	Carte'Are Gordon	f	5-6	0-0	0-2	0	9	9	3	10	4	1	3	2	28		
11	Hasahn French	f	3-9	0-0	3-8	4	4	8	4	9	1	4	1	1	27		
00	Jordan Goodwin	g	5-11	2-3	6-7	2	4	6	2	18	6	4	0	2	33		
02	Tramaine Isabell Jr.	g	4-9	2-4	3-3	1	4	5	3	13	4	4	0	0	26		
03	Javon Bess	g	4-11	3-7	8-10	1	5	6	2	19	0	1	1	0	37		
01	D.J. Foreman	g	1-3	0-0	2-2	2	3	5	2	4	1	2	0	0	22		
15	Demarius Jacobs	g	0-0	0-0	0-0	0	0	0	0	0	0	0	0	0	9		
20	Fred Thatch Jr.	g	0-2	0-1	0-0	3	2	5	0	0	2	0	0	0	18		
23	KC Hankton	g	0-1	0-1	0-0	0	0	0	0	0	0	0	0	0	0		
	Team					1	2	3									
Totals			22-52	7-16	22-32	14	33	47	19	73	16	18	5	5	200		
FG % 1st Half:		12-27	44.4%	2nd half:	10-25	40.0%	Game:		22-52	42.3%					Deadball Rebounds		
3FG % 1st Half:		4-9	44.4%	2nd half:	3-7	42.9%	Game:		7-16	43.8%					7		
FT % 1st Half:		6-9	66.7%	2nd half:	16-23	69.6%	Game:		22-32	68.8%							

Officials: Anthony Burris, Bret Smith, Anthony Jordan  
 Technical fouls: Central Arkansas-None. Saint Louis-None.  
 Attendance: 6512

2018-19 Men's Basketball. Round: 0. Central Ark. vs Saint Louis. Played at .

Score by periods	1st	2nd	Total
Central Arkansas	30	31	61
Saint Louis	34	39	73

Last FG - UCA 2nd-00:52, SLU 2nd-03:25.  
 Largest lead - UCA by 2 1st-19:17, SLU by 14 2nd-00:11.  
 UCA led for 00:20, SLU led for 38:57. Game was tied for 00:43.

Score tied - 0 times.  
 Lead changed - 1 time.

Points	In	Off	2nd	Fast	Bench
UCA	Paint	T/O	Chance	Break	
SLU	20	8	4	9	19
	30	13	8	12	4

Official Basketball Box Score -- Game Totals -- Final Statistics  
**Little Rock vs Central Arkansas**  
 11/28/18 7:00 PM at Conway, Ark. (Farris Center)

Little Rock 65 - 3-4

#	Player	Total			3-Ptr			Rebounds			PF	TP	A	TO	Blk	Stl	Min
		FG-FGA	FG-FGA	FT-FTA	FG-FGA	FG-FGA	FT-FTA	Off	Def	Tot							
22	Maric, Nikola	f	0-2	0-0	1-2	1	0	1	4	1	0	2	0	1	7		
25	Wyatt Jr., Horace	f	0-0	0-0	1-2	0	0	0	0	1	0	0	0	0	10		
32	Bankston, Kris	f	4-4	0-0	0-0	2	4	6	5	8	0	2	0	1	14		
03	Tucker, Rayjon	g	8-23	4-11	0-4	1	5	6	1	20	3	5	0	3	39		
11	Lottie, Jaizec	g	3-9	0-2	1-4	2	6	8	2	7	5	3	0	1	37		
00	Pippins, Ryan	g	6-16	2-7	0-2	0	2	2	2	14	3	0	0	2	33		
10	Koljanin, Dani	g	2-7	1-5	1-2	2	2	4	1	6	1	1	1	0	31		
20	Johnson, Kamani	g	4-5	0-0	0-5	6	6	12	5	8	2	3	1	1	29		
	Team					1	1	2									
Totals			27-66	7-25	4-21	15	26	41	20	65	14	17	2	9	200		
FG % 1st Half:		12-30	40.0%	2nd half:	15-36	41.7%	Game:		27-66	40.9%					Deadball Rebounds		
3FG % 1st Half:		4-10	40.0%	2nd half:	2-11	18.2%	Game:		7-25	28.0%					8		
FT % 1st Half:		3-8	37.5%	2nd half:	1-13	7.7%	Game:		4-21	19.0%							

Central Arkansas 78 - 3-4

# 2018-19 UCA BEARS BASKETBALL • PAGE 20

## 2017-18 FINAL STATS

### CENTRAL ARKANSAS BEARS CENTRAL ARKANSAS Combined Team Statistics (as of Nov 01, 2018) All games

Overall record: 18-17 Conf: 10-8 Home: 9-5 Away: 8-11 Neutral: 1-1

#	Player	gp-gs	min	Total		3-Point		F-Throw		Rebounds					pf	dq	a	to	blk	stl	pts	avg
				fg-fga	fg%	3fg-fga	3fg%	ft-fa	ft%	off	def	tot	avg									
01	Howard, Jordan	35-35	1259	36.0	280-613	.457	113-287	.394	207-233	.888	10	115	125	3.6	41	0	93	80	0	36	880	25.1
10	Kamba, Mathieu	35-34	1059	30.3	171-330	.518	29-81	.358	113-172	.657	70	144	214	6.1	81	2	80	80	35	39	484	13.8
25	Unruh, Thatch	35-26	821	23.5	101-243	.416	47-148	.318	57-73	.781	19	102	121	3.5	77	1	85	61	3	30	306	8.7
15	Koval, Hayden	34-30	857	25.2	108-238	.454	34-103	.330	47-75	.627	47	134	181	5.3	105	5	29	53	105	13	297	8.7
55	Jones, DeAndre	35-19	981	28.0	67-156	.429	36-94	.383	42-50	.840	18	114	132	3.8	89	2	159	79	6	59	212	6.1
22	Schmit, Tanner	35-5	433	12.4	69-163	.423	0-3	.000	17-26	.654	26	41	67	1.9	84	2	10	13	10	4	155	4.4
02	Lee, Ethan	30-17	472	15.7	54-102	.529	0-0	.000	23-43	.535	45	62	107	3.6	59	0	27	27	9	15	131	4.4
20	Mondesir, Matthew	35-8	501	14.3	49-121	.405	9-25	.360	26-46	.565	24	41	65	1.9	39	0	36	21	2	15	133	3.8
12	Parnell, Darraja	32-0	303	9.5	37-88	.420	7-18	.389	22-33	.667	18	44	62	1.9	44	0	31	33	1	15	103	3.2
24	Chatham, Jared	19-0	92	4.8	17-34	.500	2-7	.286	11-17	.647	8	14	22	1.2	11	0	3	5	1	2	47	2.5
23	Weidenaar, Aaron	26-1	168	6.5	15-42	.357	9-31	.290	1-2	.500	6	13	19	0.7	32	1	7	10	2	1	40	1.5
13	Iyekepolor, Otas	23-0	137	6.0	12-25	.480	0-0	.000	7-10	.700	15	13	28	1.2	26	1	2	11	6	3	31	1.3
35	Vanover, Brandon	3-0	3	1.0	0-0	.000	0-0	.000	0-0	.000	0	0	0	0.0	0	0	0	0	0	0	0	0.0
33	Grant, Jordan	9-0	21	2.3	0-1	.000	0-1	.000	0-0	.000	0	2	2	0.2	1	0	3	1	0	1	0	0.0
03	Simmons, Tyler	9-0	17	1.9	0-6	.000	0-6	.000	0-0	.000	0	1	1	0.1	1	0	0	0	0	0	0	0.0
Team											53	70	123				7					
Total.....		35	7124		980-2162	.453	286-804	.356	573-780	.735	359	910	1269	36.3	690	14	565	481	180	233	2819	80.5
Opponents.....		35	7126		975-2183	.447	252-700	.360	564-834	.676	448	943	1391	39.7	688	-	500	510	107	250	2766	79.0

TEAM STATISTICS	UCA	OPP	Date	Opponent	Score	Att.
SCORING	2819	2766	11/10/17	at Baylor	L 66-107	7791
Points per game	80.5	79.0	11/12/17	UNIVERSITY OF THE OZ	w 99-51	685
Scoring margin	+1.5	-	11/15/17	at UCLA	Lot 101-106	6782
FIELD GOALS-ATT	980-2162	975-2183	11/19/17	ALCORN STATE	w 102-76	542
Field goal pct	.453	.447	11/21/17	at SC State Bulldogs	w 73-64	254
3 POINT FG-ATT	286-804	252-700	11/25/17	at Tulsa	L 72-92	3259
3-point FG pct	.356	.360	11/27/17	MOREHEAD STATE	w 82-78	715
3-pt FG made per game	8.2	7.2	11/29/17	at Little Rock	L 65-71	3189
FREE THROWS-ATT	573-780	564-834	12/04/17	at San Francisco	L 76-78	1087
Free throw pct	.735	.676	12/6/17	at California	w 96-69	7813
F-Throws made per game	16.4	16.1	N 12/09/17	LITTLE ROCK	w 69-54	2412
REBOUNDS	1269	1391	12/17/17	at Morehead State	Lot 94-98	2208
Rebounds per game	36.3	39.7	12-20-17	at Oregon	L 82-96	6908
Rebounding margin	-3.5	-	* 12/28/17	TEXAS A&M-CORPUS CHR	w 81-69	548
ASSISTS	565	500	* 12/31/17	SOUTHEASTERN LOUISIA	L 69-73	731
Assists per game	16.1	14.3	* 1/3/18	at Sam Houston State	L 76-82	599
TURNOVERS	481	510	* 1/6/18	at Lamar University	Wo2 100-91	1478
Turnovers per game	13.7	14.6	* 1/10/18	INCARNATE WORD	w 92-76	1156
Turnover margin	+0.8	-	* 01/13/18	at Nicholls	L 79-86	315
Assist/turnover ratio	1.2	1.0	* 01/17/18	at New Orleans	w 81-57	471
STEALS	233	250	* 01/20/18	ABILENE CHRISTIAN	L 63-80	1317
Steals per game	6.7	7.1	* 01/24/18	STEPHEN F. AUSTIN	w 100-92	2225
BLOCKS	180	107	* 01/27/18	at Northwestern State	w 95-78	1920
Blocks per game	5.1	3.1	* 02/03/18	at Southeastern Louisia	L 84-89	769
ATTENDANCE	19833	53285	* 02/07/18	at HBU	w 100-80	532
Home games-Avg/Game	14-1417	19-2657	* 02/14/18	MCNEESE	L 72-76	873
Neutral site-Avg/Game	-	2-1404	* 02/17/18	NICHOLLS	L 83-87	2912
			* 02/21/18	at Stephen F. Austin	L 62-97	3012
			* 02/24/18	at Abilene Christian	w 74-72	1450
			* 02/28/18	SAM HOUSTON STATE	w 88-70	1312
			* 03/03/18	NORTHWESTERN STATE	w 61-58	1835
			03/07/18	vs Lamar University	w 67-57	970
			3/8/18	vs Stephen F. Austin	L 64-86	1839
			% 03/14/18	at Seattle University	Wot 92-90	639
			03/19/18	JACKSONVILLE ST.	L 59-80	2570

\* - Conference game



# RADIO / TV PLAYER CHART




**0 - SK Shittu**  
RS Freshman • 6-9, 215 • Forward  
Rogers, Ark. • Providence Academy




**3 - Aaron Weidenaar**  
Junior • 6-7, 205 • Forward  
Bozeman, MT • Bozeman HS



**4 - Khaleem Bennett**  
Freshman • 6-4, 200 • Guard  
Hamilton, Ontario • Sunrise Christian Prep



**11 - Porter Anderson**  
Freshman • 6-7, 230 • F/C  
Lamar, Ark. • Link Year Prep



**12 - Darraja Parnell**  
Junior • 6-4, 195 • Guard  
Andover, Kan. • Central HS



**14 - Eddy Kayouloud**  
Freshman • 6-7, 220 • G/F  
Paris, France • Oak Hill Academy



**15 - Hayden Koval**  
Sophomore • 7-0, 220 • Center  
Prosper, Texas • Link Year Prep



**20 - Matthew Mondesir**  
Sophomore • 6-5, 210 • Guard  
Los Angeles, Ca. • Link Year Prep



**22 - Tanner Schmit**  
Senior • 6-8, 220 • Center  
Buffalo, NY • Nicholls School



**24 - Jared Chatham**  
Sophomore • 6-8, 185 • Forward  
Los Angeles, CA • G. Washington Prep



**25- Thatch Unruh**  
Senior • 6-5, 190 • Guard  
Branson, Mo. • Quakerdale Prep



**33- Jordan Grant**  
Junior • 6-1, 185 • Guard  
Harrison, Ark. • Harrison HS



**34- Jaxson Baker**  
Freshman • 6-7, 200 • G/F  
Phoenix, Ariz • Brophy Prep



**35- Brandon Vanover**  
Sophomore • 7-0, 250 • Center  
Little Rock, Ark. • Ark. Baptist HS



**55- Deandre Jones**  
Sophomore • 5-11, 160 • Guard  
Boise, Idaho • Link Year Prep



**Russ Pennell**  
Head Coach  
5th season




**Anthony Boone**  
Associate Head Coach  
5th Season



**Matt Scherbenske**  
Assistant Coach  
5th Season



**Tyler Miller**  
Assistant Coach  
5th Season



**Brock Widders**  
Graduate Assistant Coach  
2nd Season