

# 2017-18 Navy Women's Basketball

Patriot League Regular Season Champions — 1998 (co), 2011 (co), 2013 (co), 2014  
 NCAA Tournament — 2011, 2012, 2013

Patriot League Tournament Champions — 2011, 2012, 2013  
 WNIT — 2014, 2017

## Game #10

### Navy (9-0, 0-0 PL) at New Mexico (10-0, 0-0 MWC)

Sunday, Dec. 10, 2017 • 3 p.m. (EST) • DreamStyle Arena • Albuquerque, N.M.

Navy Radio — None

Online Video Stream — NavySports.com

Live Statistics — NavySports.com

## Team Information

	Navy Midshipmen	New Mexico Lobos
Last Game	Navy 76, Richmond 56 (Dec. 6)	New Mexico 90, Texas Tech 56 (Dec. 6)
Next Game	at LIU Brooklyn (Dec. 20)	at Oklahoma (Dec. 16)
2017-18 Overall W-L	9-0 (H: 7-0 ... A: 2-0 ... N: 0-0)	10-0 (H: 8-0 ... A: 2-0 ... N: 0-0)
2017-18 Conference W-L	0-0 (H: 0-0 ... A: 0-0 ... N: 0-0)	0-0 (H: 0-0 ... A: 0-0 ... N: 0-0)

## Head Coaches

	Navy Midshipmen	New Mexico Lobos
Name	Stefanie Pemper	Mike Bradbury
Alma Mater	Idaho State '92	Chattanooga '93
W-L at School (Yr.)	181-114 / .614 (10)	25-15 / .571 (2)
Career W-L (Yr.)	416-162 / .719 (20)	203-132 / .606 (11)
vs. Opponent	0-0	0-0

## Series Information

Overall	First Meeting
at Navy	0-0
at New Mexico	0-0
at Neutral Site	0-0
Last Game	N/A

## The Game

Navy will close its pre-semester exam slate with a Sunday afternoon game at New Mexico. The game will tip at 3 p.m. Eastern time, 1 p.m. Mountain time in Albuquerque. NavySports.com will have links to live statistics and a free live video stream of the game.

## Navy Update

Navy went on the road for the first time since its opening game of the season Wednesday night and came away with a 76-56 victory at Richmond. The victory improved the team's record to 9-0 this year.

## New Mexico Update

The Lobos also are undefeated this season as they go into the weekend with a 10-0 record. New Mexico posted a 15-15 record last season and placed fifth in the Mountain West Conference with a 10-8 record. The Lobos were predicted to place fourth in the Mountain West this season.

## 2017-18 Navy Midshipmen

#	Name	Pos.	Yr.	Ht.	Pronunciations	PPG	RPG	APG	MPG
0	Morgan Taylor	So.	G	5-7		11.7	5.0	1.1	19.9
☆ 1	Taylor Dunham	Sr.	G	5-4		13.3	2.8	3.8	24.7
3	Cayla Hannibal	Fr.	G	5-4		3.3	1.0	0.5	9.3
4	Victoria Coleman	Fr.	C	6-3		—	—	—	—
10	Laurel Jaunich	So.	F	6-0	JOHN • ick	3.0	2.1	0.4	14.4
☆ 11	Kaila Clark	So.	F	5-11	KAY • luh	8.4	8.9	1.6	23.2
12	Sierra Swanda	Fr.	G	5-10		—	—	—	—
☆ 13	Hannah Fenske	Sr.	G	5-8	FEN • ski	12.9	4.1	3.2	23.7
☆ 15	Bianca Roach	Jr.	G	5-7		5.2	3.0	2.3	22.6
20	Maggie Phillips	Sr.	F	6-0		3.0	0.0	0.0	7.0
21	Jasmine Bishop	Fr.	G	5-9		3.3	1.9	0.4	14.3
23	Molly Sanders	Jr.	G	5-7		4.4	2.4	2.4	17.0
30	Montana Braxton	So.	F	5-10		0.7	0.3	0.0	4.3
☆ 33	Sophie Gatzounas	Fr.	G	5-9	gat • ZOO • nuss	7.4	6.3	1.2	23.0
34	Grace Sheehan	Fr.	C	6-2		—	—	—	—
55	Mary Kate Ulasewicz	G	Fr.	5-5	you • LASS • ah • witz	2.8	1.6	1.0	10.9

☆ = Starter in last game

## 2017-18 Schedule & Results

### November

Fri. 10	at Marist	W, 77-70
Sun. 12	Rider (PLN)	W, 63-44
Fri. 17	Norfolk State (PLN, @)	W, 70-51
Wed. 22	Air Force (PLN)	W, 71-64
Sat. 25 #	North Dakota St. (PLN, @)	W, 67-54
Sun. 26 #	St. Bonaventure (PLN, @)	W, 86-48
Thur. 30	Monmouth (PLN, @)	W, 73-49

### December

Sun. 3	Emory & Henry (PLN)	W, 88-57
Wed. 6	at Richmond	W, 76-56
Sun. 10	at New Mexico	3 p.m.
Wed. 20	at Long Island	7 p.m.
Fri. 29	Loyola (PLN)	7 p.m.

### January

Mon. 2	• at Lehigh (PLN)	6 p.m.
Fri. 5	• at American (PLN)	7 p.m.
Mon. 8	Colgate (PLN)	7 p.m.
Thur. 11	• at Holy Cross (PLN)	7 p.m.
Sun. 14	Army (CBS Sports Network, @)	Noon
Wed. 17	Lafayette (PLN)	7 p.m.
Sat. 20	• at Boston U. (PLN)	2 p.m.
Wed. 24	• at Bucknell (PLN)	6 p.m.
Sat. 27	Lehigh (PLN)	7 p.m.

### February

Sun. 3	• at Colgate (PLN)	2 p.m.
Wed. 7	• Holy Cross (PLN)	7 p.m.
Sat. 10	• at Army (CBS Sports Network, @)	11 a.m.
Wed. 14	• at Lafayette (PLN)	7 p.m.
Sat. 17	Boston U. (PLN, @)	5:30 p.m.
Wed. 21	• Bucknell (PLN)	7 p.m.
Sat. 24	• at Loyola (PLN)	3 p.m.
Wed. 28	American (PLN, @)	7 p.m.

### March

Sat. 3	^ PLT - 1st Rd. (PLN)	TBA
Mon. 5	^ PLT - QF (PLN)	TBA
Thur. 8	^ PLT - SF (PLN)	TBA
Sun. 11	^ PLT - F	TBA

### Schedule Key

#### Home games listed in bold

All times Eastern Standard

# – Navy Classic (Annapolis, Md.)

• – Patriot League Regular Season

^ – Patriot League Tournament

@ – Game aired on WNAV-AM 1430

PLN – Video through the Patriot League Network

### Table of Contents

1	Game Information, Schedule, Roster
2	Navy Quick Facts, Roster Breakdown
3	Game Notes
6	Head coach Stefanie Pemper
7	Patriot League Information
8	Misc. Statistics
13	Player Pages
19	2017-18 Statistics
23	Media Roster

## 2017-18 Navy Women's Basketball Roster

No.	Name	Cl.	Pos.	Ht.	Hometown (High School)	Pronunciations
0	Morgan Taylor	So.	G	5-7	Evans, Ga. (Greenbrier)	
1	Taylor Dunham	Sr.	G	5-4	Fort Belvoir, Va. (Mount Vernon)	
3	Cayla Hannibal	Fr.	G	5-4	Virginia Beach, Va. (Salem)	
4	Victoria Coleman	Fr.	C	6-3	Chesapeake, Va. (Great Bridge)	
10	Laurel Jaunich	So.	F	6-0	Charlotte, Vt. (Champlain Valley Union)	JOHN • ick
11	Kaila Clark	So.	F	5-11	Hughesville, Md. (Archbishop Spalding)	KAY • luh
12	Sierra Swanda	Fr.	G	5-10	Jacksonville, Fla. (Potter's House Christian Academy)	
13	Hannah Fenske	Sr.	G	5-8	Albuquerque, N.M. (Volcano Vista)	FEN • ski
15	Bianca Roach	Jr.	G	5-7	Virginia Beach, Va. (Cape Henry Collegiate)	
20	Maggie Phillips	Sr.	F	6-0	Leesburg, Va. (Loudoun County)	
21	Jasmine Bishop	Fr.	G	5-9	Twinsburg, Ohio (Twinsburg)	
23	Molly Sanders	Jr.	G	5-7	Ames, Iowa (Ames)	
30	Montana Braxton	So.	F	5-10	Cape Elizabeth, Maine (Cape Elizabeth)	
33	Sophie Gatzounas	Fr.	G	5-9	South Hadley, Mass. (South Hadley)	gat • ZOO • nuss
34	Grace Sheehan	Fr.	C	6-2	Fairfield, N.J. (Mount Saint Dominic Academy)	
55	Mary Kate Ulasewicz	So.	G	5-5	Doylestown, Pa. (Mount St. Joseph)	you • LASS • ah • witz

### Staff

Head Coach — Stefanie Pemper (Idaho State '92), 10th Season	
Associate Head Coach — Rebecca Tillett (William & Mary '99), Fourth Season	
Assistant Coach — Jimmy Colloton (Wittenberg '11), Fourth Season	
Assistant Coach — Ryenn Micaletti (Seton Hill '11), Second Season	RYAN mick • ah • LET • tee
Assistant Coach — Katie Rokus (USC Aiken '03), Second Season	ROW • kuss
Faculty Representative — Clementine Fujimura	
Officer Representative — Cmdr. Beth Regoli, USN	
Team Captain — Taylor Dunham	

### Quick Facts

General	
School	U.S. Naval Academy (Navy)
Location	Annapolis, Md.
Founded	October 10, 1845
Enrollment	4,400
Nickname	Midshipmen, Mids
Colors	Navy Blue (PMS 281) and Gold (PMS 4525)
Superintendent	Vice Adm. Ted Carter, Jr., USN
Director of Athletics	Chet Gladchuk
NCAA Faculty Representative	Christine Copper
Ticket Office Phone	1-800-US4-NAVY (874-6289)
Program Season	42nd
Varsity Season	41st
Division I Season	27th
Conference (Year)	Patriot League (27th)

### Arena

Name	Alumni Hall
Location	On Campus
Capacity	5,710
Year Opened	1991-92
Alumni Hall Press Row	410-263-3929

### Program History

First Season	1976-77 (junior varsity level)
First Varsity Season	1977-78
41-Year Program Record	630-501 (.557)
40-Year Varsity Record	620-500 (.553)
Division II Era	1977-78 through 1990-91 (14 yrs.)
Record	210-135 (.609)
Division I Era	1991-92 to present (26 yrs.)
Record	410-365 (.528)
First Patriot League Season	1991-92
26-Year Patriot League Record	194-174 (.527)
Patriot League Tournament Record	24-23 (.511)
Patriot League Regular Season Titles	Four
	1998 (co), 2011 (co), 2013 (co), 2014
Patriot League Tournament Titles	Three
	2011, 2012, 2013
NCAA Tournament Appearances	Three (0-3)
	2011, 2012, 2013
WNIT Appearances	Two (1-2)
	2014, 2017 (2nd round)

### Team Information

2016-17 Overall Record	24-10
Home / Away / Neutral	13-2 / 10-7 / 1-1
2016-17 P.L. Record	14-4 (2nd Place)
Home / Away / Neutral	7-2 / 7-2 / 0-0
2017 P.L. Tournament Round (W-L)	Finals (2-1)
2016-17 Starters Returning / Lost	3 / 2
2016-17 Letterwinners Returning / Lost	6 / 3
2016-17 Players Returning / Lost	8 / 4
New Players	8

### Sports Information

Justin Kischefsky
Asst. A.D./Sports Information
410-293-8772 (O) • kischefs@usna.edu
566 Brownson Rd., Annapolis, Md. 21402
www.NavySports.com • @NavyAthletics • #NavyWBB

### The U.S. Naval Academy

As the undergraduate college of the Naval service, the Naval Academy prepares young men and women to become professional officers in the U.S. Navy and Marine Corps. Naval Academy students are midshipmen on active duty in the U.S. Navy. They attend the academy for four years, graduating with bachelor of science degrees and reserve commissions as ensigns in the Navy or second lieutenants in the Marine Corps. Naval Academy graduates serve at least five years as Navy or Marine Corps officers.

Founded in 1845 by Secretary of the Navy George Bancroft, the Academy started as the Naval School on 10 acres of old Fort Severn in Annapolis with an original class of 55. In 1850 the Naval School became the United States Naval Academy. A new curriculum went into effect requiring midshipmen to study at the Academy for four years and to train aboard ships each summer. Congress authorized the Naval Academy to begin awarding bachelor of science degrees in 1933. Today, the Academy offers 25 major fields of study, a wide variety of elective courses and advanced study and research opportunities.

### USNA Mission Statement

"To develop midshipmen morally, mentally and physically and to imbue them with the highest ideals of duty, honor and loyalty in order to graduate leaders who are dedicated to a career of naval service and have potential for future deployment in mind and character to assume the highest responsibilities of command, citizenship and government."

### Class of 2021 Facts (Current Freshmen)

Applicants	16,299 (12,032 men, 4,267 women)
Enrollment	1,214 (887 men, 327 women)
H.S. Participation, Student Body Leader	66%
H.S. Participation, National Honor Society	67%
H.S. Participation, Varsity Athlete	92%
H.S. Participation, Varsity Team Captain/Co-Captain	74%
H.S. Participation, Community Service	90%

### Midshipman

The word midshipman first appeared in English in the 17th century in the form of the word midshipman to designate those men who were stationed "amidships," i.e. in the waist or middle portion of the vessel, while on duty. By 1687, however, the second 's' had been dropped to give the current form of the word. Midshipmen were originally boys, sometimes as young as seven or eight, who were apprenticed to sea captains to learn the sailor's trade.

In the early days of the American Navy, midshipmen trained aboard ship until they were eventually commissioned as ensigns. With the founding of the Naval Academy in 1845, it became possible, as it still is, for a midshipman to enter the Navy directly from civilian life.

The name of students at the Naval Academy changed several times between 1870 and 1902, when Congress restored the original title of Midshipman, and it has remained unchanged since.

## Service Assignments

Members of the Class of 2018 learned their service assignments on Thursday, Nov. 16. On the women's basketball team, Taylor Dunham received Navy surface warfare and Hannah Fenske received Navy nuclear submarines.

Dunham and Fenske will be commissioned as Ensigns in the Navy upon graduating from the USNA this May.

## Navy 76, Richmond 56

Navy jumped out to a 13-3 lead at the end of the first quarter and never looked back in posting a 76-56 victory over Richmond Wednesday night in Richmond, Va.

The Mids held the Spiders to 1-15 shooting in the first quarter while connecting on 31 percent of their own attempts from the floor.

Navy was led in scoring by Taylor Dunham and Hannah Fenske who each scored 17 points and combined for nine assists.

## Fenske Homecoming

Navy is making the trip to New Mexico for senior guard and Albuquerque-native Hannah Fenske. She graduated from Volcano Vista High School where she earned four letters in both basketball and soccer. Fenske won a pair of state titles in basketball at the school, earned all-state honors once and three all-district accolades. She also won a state crown in soccer.

## Pemper Sets Navy Record

Navy's victory over Monmouth on Nov. 30 gave her 179 career wins, which broke the record for the most wins by a Navy women's basketball head coach.

### Most Wins by Navy Coach — Women's Basketball

1.	181	Stefanie Pemper, 2009-pres.
2.	178	Dave Smalley, 1978-89
3.	141	Joe Sanchez, 1995-03
4.	57	Tom Marryott, 2004-08
5.	32	Jerry Hutchison, 1990-91
6.	31	Debra Schlegal, 1992-94

She also ranks second for the most games as a Navy women's basketball head coach, and stands fifth for the most games as a Navy basketball head coach.

### Most Games Coached at Navy — Women's Basketball

1.	297	Dave Smalley, 1978-89
2.	295	Stefanie Pemper, 2009-pres.
3.	253	Joe Sanchez, 1995-2003

### Most Games Coached at Navy — Overall Basketball

1.	521	Dave Smalley (M: 1967-76; W: 1978-89)
2.	417	Ben Carnevale (M: 1947-66)
3.	345	Don DeVoe (M: 1992-04)
4.	300	John Wilson (M: 1927-46)
5.	295	Stefanie Pemper (W: 2009-pres.)

## The Navy-New Mexico Series

Sunday's game will be the first between the Mids and the Lobos.

The game also will be the first for the Mids in the stats of New Mexico. It will be the 38th state Navy will have played a game in.

## Navy vs. Mountain West

Navy has posted a 15-9 record against teams from the Mountain West Conference.

Mountain West	Last Game	W-L
Air Force	2017-18	11-3
Boise State	—	—
Colorado State	2015-16	0-2
Fresno State	2002-03	1-0
Nevada	2016-17	2-0
UNLV	1999-00	0-1
<b>New Mexico</b>	<b>—</b>	<b>—</b>
San Diego State	2007-08	0-2
San Jose State	1998-99	1-0
Utah State	—	—
Wyoming	2003-04	0-1
		<b>15-9</b>

## Good Start

Navy is off to a one of the program's best starts to a season in nearly 25 years.

W-L	Last Time
4-0	2009-10
5-0	1997-98
6-0	1996-97 (part of an 8-0 start to the year)
7-0	1996-97 (part of an 8-0 start to the year)
8-0	1996-97 (part of an 8-0 start to the year)
9-0	1995-96 (part of an 11-0 start to the year)

## Winning Streaks

Navy is in the midst of several lengthy winning streaks.

### All Games — Consecutive Wins — Overall

1.	11	J31, 91 to F3, 91
2.	11	N25, 95 to D30, 95
3.	10	D29, 13 to J29, 14
4.	9	J2, 17 to F2, 17
	<b>9</b>	<b>N10, 17 to current</b>

### All Games — Consecutive Wins — Single Season

1.	11	J31, 91 to F3, 91
	11	N25, 95 to D30, 95
3.	10	D29, 13 to J29, 14
4.	9	J2, 17 to F2, 17
	<b>9</b>	<b>N10, 17 to current</b>

### Home Games — Consecutive Wins — Overall

1.	16	D18, 94 to D30, 95
2.	14	F15, 97 to F11, 98
3.	11	N27, 84 to F9, 85
4.	10	F24, 16 to F2, 17
5.	<b>9</b>	<b>2x, Last: M1, 17 to current</b>

### Home Games — Consecutive Wins — Single Season

1.	13	N14, 97 to F11, 98
2.	11	N27, 84 to F9, 85
3.	10	D18, 95 to F19, 95
4.	9	N18, 16 to F2, 17
5.	8	D19, 98 to J27, 99
6.	<b>7</b>	<b>N12, 17 to current</b>

## Mid-Major Poll

Navy was ranked 15th in the most recently announced (Dec. 5) CollegeInsider.com Mid-Major Poll. The Mids debuted in the rankings Nov. 21 with a placement of 23rd, then moved to 16th in the No. 28 poll.

Rn.	Team	W-L	LW	Conference
1.	Green Bay (31)	6-1	1	Horizon
2.	South Dakota State	6-2	2	Summit
3.	Belmont	7-2	3	Ohio Valley
4.	FGCU	6-1	4	Atlantic Sun
5.	Northern Colorado	6-1	5	Big Sky
6.	Elon	6-2	6	Colonial
7.	Buffalo	5-1	7	Mid-American
8.	UC Davis	7-0	8	Big West
9.	Central Michigan	6-1	9	Mid-American
10.	Chattanooga	6-3	14	Southern
11.	Princeton	4-2	10	Ivy League
12.	Saint Mary's	5-2	12	West Coast
13.	Drake	3-4	13	Missouri Val.
14.	Mercer	6-2	15	Southern
15.	<b>Navy</b>	<b>7-0</b>	<b>16</b>	<b>Patriot</b>
16.	Quinnipiac	3-3	18	Metro Atlantic
17.	New Hampshire	6-2	17	America East
18.	Gonzaga	3-4	21	West Coast
19.	UT Arlington	5-2	11	Sun Belt
20.	Ball State	6-0	25	Mid-American
21.	IUPUI	6-1	23	Summit
22.	Toledo	5-1	24	Mid-American
23.	Wright State	6-2	NR	Horizon
24.	South Dakota	4-4	22	Summit
25.	Western Illinois	7-2	NR	Summit

## Three-Point Shooting

Navy has continued its reliance on the three-point shot this season.

Opp	Navy 3FGM	Navy 3FG Pct.
at Marist	10	.385
Rider	6	.231
Norfolk State	8	.296
Air Force	9	.500
NDSU	9	.281
St. Bonaventure	13	.394
Monmouth	7	.538
Emory & Henry	12	.324
at Richmond	8	.320
<b>Totals</b>	<b>82</b>	<b>.346</b>
<b>Average</b>	<b>9.1</b>	

For a comparison, Navy's opponents have made 47 triples, are averaging 5.2 treys made a game and are shooting 28.8 percent from beyond the arc.

## Second Quarter

The second quarter has been a very productive one for Navy this season. The Mids have outscored their foes in the all but one of the second stanzas this year.

Opp	Navy 2Q Pts.	Opp. 2Q Pts.
at Marist	13	11
Rider	22	7
Norfolk State	18	5
Air Force	16	12
NDSU	12	19
St. Bonaventure	23	12
Monmouth	26	6
Emory & Henry	21	14
at Richmond	18	15
<b>Totals</b>	<b>169</b>	<b>102</b>
<b>Averages</b>	<b>18.8</b>	<b>11.3</b>

## Fewer Turnovers

Navy has won the turnover contest in all but one of its nine games this season (tied at Richmond).

The Mids are forcing 5.7 more turnovers a game than they are committing, and Navy is turning that into 7.8 more points a game after those turnovers than its foes are scoring after turnovers by the Mids.

Opp	Navy To. / Opp Pts.	Opp. To. / Navy Pts.
at Marist	11 / 12	14 / 12
Rider	17 / 13	18 / 13
Norfolk State	11 / 4	20 / 19
Air Force	21 / 19	27 / 18
NDSU	11 / 13	12 / 22
St. Bonaventure	17 / 11	22 / 24
Monmouth	16 / 7	22 / 23
Emory & Henry	13 / 8	33 / 29
at Richmond	16 / 16	16 / 13
<b>Totals</b>	<b>133 / 103</b>	<b>184 / 173</b>
<b>Averages</b>	<b>14.8 / 11.4</b>	<b>20.4 / 19.2</b>

## More Attempts

Navy's ability to win the turnover battle has allowed the Mids to hold a sizable advantage over their foes in the number of shots attempted.

Opp	Navy FGA	Opp. FGA
at Marist	65	62
Rider	63	61
Norfolk State	71	57
Air Force	54	49
NDSU	72	61
St. Bonaventure	63	55
Monmouth	67	57
Emory & Henry	77	51
at Richmond	60	71
<b>Totals</b>	<b>592</b>	<b>524</b>
<b>Averages</b>	<b>65.8</b>	<b>58.2</b>

## Big Fourth Quarter

Navy had to rally for its victory at Marist on Nov. 10. The Mids trailed by as many as 14 points late in the third quarter (3:56) and entered the final frame down by 10 points. Navy erupted for 31 points in the fourth stanza to come away with the 77-70 win.

The 31 points scored by Navy was not only the most it had scored in the fourth quarter since quarters were introduced at the start of the 2015-16 season, it also was the most Navy had scored in any quarter. The Mids previously tallied a fourth-quarter best 27 points (Lafayette, Jan. 14, 2017) and a high in any frame of 29 points (Goucher, third quarter, Dec. 7, 2016).

## Double-Doubles

Navy players posted a double-double in four games last year, and no current Mid entered this season having tallied a double-double in their career. That changed on Navy's opening weekend of play as both Kaila Clark and Sophie Gatzounas notched double-doubles.

Clark produced 11 points and 11 caroms in the Nov. 10 win at Marist and Gatzounas recorded 20 points and 11 boards Nov. 12 against Rider.

## 5 with 10

Five Mids scored in double figures in Navy's season opener at Marist. Hannah Fenske led the way with a career-high 22 points, Taylor Dunham and Morgan Taylor each scored 13 points, Kaila Clark posted 11 points — and 11 rebounds — and Molly Sanders tallied 10 points.

## 10 with 10

Navy had 10 players take to the court during its Nov. 22 game against Air Force. All 10 players amassed at least 10 minutes of court time, with no player totaling more than 29 minutes.

## Clark at Marist

Kaila Clark recorded the first double-double of her career in Navy's season opener at Marist. The sophomore scored 11 points on 5-10 shooting from the field and snared 10 defensive caroms in the game.

## Clark's Blocks

Clark recorded one of Navy's top freshman class blocked shot totals a year ago.

## Most Blocks by a Freshman at Navy

1.	72	Cassie Consedine, 2008
2.	59	<b>Kaila Clark, 2017</b>
3.	33	Marina Munester, 2015

Clark tied the Navy single-game record for the most blocked shots when she tallied seven in Navy's Nov. 25 victory over North Dakota State.

## Most Single-Game Blocked Shots at Navy

1.	7	Cassie Consedine, Air Force, D29, 07
	7	<b>Kaila Clark, Goucher, D7, 16</b>
	7	<b>Kaila Clark, North Dakota State, N25, 17</b>
4.	6	Angela Smith, American, F19, 83
	6	Yolanda Ray, Bucknell, F17, 94
	6	Cassie Consedine, St. Francis (Pa.), N28, 08
	6	Cassie Consedine at Bucknell, F6, 10

Additionally, Clark is already in eighth place in Navy history for the most blocked shots in a career.

## Most Career Blocked Shots at Navy

1.	218	Cassie Consedine, 2008-11 (121 games)
4	92	Kate Hobbs, 2004-07 (115)
5.	89	Carly Meyer, 2004-07 (95)
6.	84	Adrienne Roseti, 2001-04 (110)
7.	79	Laurie Coffey, 1996-99 (105)
	79	<b>Kaila Clark, 2017-pres. (42)</b>

## Clark vs. Air Force

Clark set a new career high and led the Mids in scoring for the first time in her career with her 15-point effort Nov. 22 against Air Force. Her previous career high was 11 points.

Clark also shared the Navy lead with seven rebounds and led the Mids with two blocked shots.

## Clark vs. North Dakota State

In addition to tying the school record she already shared for the most blocks by a Mid in a single game Nov. 25 against North Dakota State, Clark also set a career high by snaring 17 boards against the Bison. She also scored eight points in the contest.

## Dunham's Points

Taylor Dunham is quickly approaching the 1,000-point mark in her career. She has scored a team-high 120 points this season to raise her career total to 957 in 97 career games.

A total of 20 Navy players currently stand with 1,000 points in their respective careers.

## Dunham's Assists

In addition to her scoring, Dunham also dished out at least three assists in 23 games last season, which was a personal season high (19 combined as a freshman and sophomore). This included seven games a year ago in which she has handed out at least five helpers.

This year, she set a new career high with seven assists in Navy's Nov. 17 game against Norfolk State and has posted at least three assists in eight games.

## Dunham's Assist Totals/Game

Season (Gms.)	0	1	2	3	4	5	6	7	Tot
2014-15 (27)	6	8	5	6	1	1	1	0	51
2015-16 (27)	4	9	5	4	3	2	0	0	53
2016-17 (34)	1	2	8	6	10	6	1	0	112
2017-18 (9)	1	0	0	4	0	3	0	1	34
<b>Career (97)</b>	<b>12</b>	<b>19</b>	<b>18</b>	<b>20</b>	<b>14</b>	<b>12</b>	<b>2</b>	<b>1</b>	<b>250</b>

## Dunham's 10 & 5

Dunham scored 13 points and dished out five rebounds in Navy's season-opening win at Marist. It marked the eighth time in her career — and the first against a non-Patriot League team — in which she recorded 10 or more points as well as five or more assists in a game.

Dunham also totaled 17 points and five assists Dec. 6 at Richmond

## Dunham at Navy Classic

Dunham out together a pair of strong efforts during the Navy Classic. She first produced 16 points, five rebounds and three assists in Navy's 67-54 win over North Dakota State, then tallied 12 points, three assists and two rebounds in an 86-48 win over St. Bonaventure.

Dunham made four three-point field goals in each of the two games. Those efforts raised her career total in the Navy Classic to 24 to break the previous standard of 17 held by Courtney Davidson '04.

## 900 Points and 250 Assists

Dunham has become the sixth player in Navy history to amass both 900 points and 250 assists in a career.

## 900-Point, 200-Assist Players (chronological order)

Player	Points	Assists
Colleen Cassidy, 1979-82	1817	416
Maile Shimoda, 2001-04	1027	468
Angela Myers, 2008-11	1206	511
Kara Pollinger, 2011-14	1076	364
Alix Membreno, 2011-14	1205	341
<b>Taylor Dunham, 2014-pres.</b>	<b>957</b>	<b>250</b>

## Fenske at Marist

Hannah Fenske opened the 2017-18 season by scoring a career-high 22 points in Navy's 77-70 victory at Marist on Nov. 10. The guard, who is two years removed from a torn ACL, started the game by draining a triple on each of Navy's first three possessions of the season. She would then score eight points in the final quarter of play.

Fenske was 5-7 from three-point range and 7-11 from the floor in all during her 29 minutes of playing time, which also included eight rebounds, three assists and a team-best three rebounds.

## Fenske vs. Emory & Henry

Fenske connected on four three-point field goals in scoring a Navy-best 18 points against Emory & Henry on Dec. 3. She was 4-7 from three-point land and 7-11 from the floor in all against the Wasps.

## Gatzounas vs. Rider

Sophie Gatzounas recorded a double-double during Navy's Nov. 12 game against Rider. The freshman made 9-13 attempts from the floor, including a 2-3 effort from three-point land, in scoring 20 points. She also snared 11 rebounds — five on the offensive end — in her 24 minutes of court time.

## Roach vs. Air Force

Bianca Roach had a productive night Nov. 22 against Air Force. She scored eight points, grabbed a career-high seven rebounds to share the team lead, dished out two assists, recorded both one block and one steal and led the Mids with 29 minutes played.

## Roach vs. Emory & Henry

Roach tied her season high for points with eight Dec. 3 against Emory & Henry. She also added a career-best six assists in the game while swiping three steals.

## Sanders Assists

Molly Sanders dished out 35 assists in her 34 games during the 2016-17 season. She has already recorded 22 assists in nine games this season. This includes a career-high eight helpers Nov. 26 against St. Bonaventure.

## Taylor vs. Marist / Rider

Morgan Taylor accrued 44 points and 17 rebounds in her 13 games played during the 2016-17 season. She would tally 18 points and 10 rebounds during Navy's 2017-18 season opening weekend. This included 13 points and five boards at Marist followed by five points and five rebounds against Rider.

## Taylor at Navy Classic

Taylor was tabbed as the MVP of the Navy Classic as she played an instrumental role in helping lead the Mids to the tourney title.

Taylor opened the weekend by posting 17 points and seven rebounds against North Dakota State. She then scored a career-high 24 points and snared six more rebounds against St. Bonaventure. Taylor connected on 9-11 shots from the field, including all three of her three-point attempts, against the Bonnies, and was 15-23 overall and 5-8 from three-point land in the two games.

## Ulasewicz vs. Air Force

Mary Kate Ulasewicz played just 13 minutes in Navy's Nov. 22 game against Air Force, but was 3-4 from the field — including a 1-1 effort from three-point land — to tie her career high of seven points.

## Good Navy Defense

Holding foes to less than 59 points in a game has led to a great deal of success for the Mids in recent years.

All Games	2017-18	Pemper Era
Opp. Score up to 59 Pts.	7-0	141-51
Opp. Score 60+ Pts.	2-0	40-63

P.L. Games	2016-17	Pemper Era
Opp. Score up to 59 Pts.	9-1	77-30
Opp. Score 60+ Pts.	5-3	16-19

## Scoring 60 Points

Scoring 60 points in a game has proven to be very successful for the Mids since the arrival of head coach Stefanie Pemper.

All Games	2017-18	Pemper Era
Navy Scores up to 59 Pts.	0-0	51-91
Navy Scores 60+ Pts.	9-0	130-23

P.L. Games	2016-17	Pemper Era
Navy Scores up to 59 Pts.	3-2	27-44
Navy Scores 60+ Pts.	11-2	66-5

## Three-Point FGM

Navy has not only been one of, if not the league leader in three-point field goals made in each of Pemper's nine seasons, it also has annually ranked among the NCAA leaders.

### Navy's NCAA Rankings in 3FGM/Game

Year	3FGM	3FGM/G	PL Rnk.	NCAA Rnk.
2008-09	191	6.2	1st	60th
2009-10	238	7.7	1st	15th
2010-11	240	7.5	1st	14th
2011-12	209	6.5	1st	36th
2012-13	243	7.4	1st	22nd
2013-14	288	9.0	1st	8th
2014-15	227	7.3	1st	39th
2015-16	191	6.4	T-3rd	89th
<b>2016-17</b>	<b>279</b>	<b>8.2</b>	<b>1st</b>	<b>20th</b>

Navy has posted a strong record when making at least six three-point field goals in a game under Pemper.

### Navy Under Stefanie Pemper — All Games

	2017-18	Overall
W-L in Gms. with 0-5 3FGM	0-0	33-42
W-L in Gms. with 6+ 3FGM	9-0	148-72

### Navy Under Stefanie Pemper – P.L. Games

	2016-17	Overall
W-L in Gms. with 0-5 3FGM	3-0	16-24
W-L in Gms. with 6+ 3FGM	11-4	78-25

Navy opened its season by draining 10 triples in its Nov. 10 game at Marist. It was the 58th game during the Stefanie Pemper era in which the Mids had made double-digit treys in a game. That number became 59 when Navy made 13 treys Nov. 26 against St. Bonaventure, and then 60 with a dozen more Dec. 3 against Emory & Henry.

### Games with 10+ 3FGM

1987-88 to 2007-08	18 in 579 games (pre-Pemper)
2008-09 to present	60 in 295 games (Pemper era)

## Navy's Fifth Post-Season Tournament

Navy made its fifth appearance in a post-season tournament in school history last season, with all five of those trips coming in a seven-year span. Navy's win at George Washington in the 2017 WNIT was the first by the Mids in a national post-season tournament.

### Navy in National Post-Season Tournaments

2011	NCAA	DePaul 56, Navy 43 (at Penn State)
2012	NCAA	Maryland 59, Navy 44 (at Maryland)
2013	NCAA	Kentucky 61, Navy 41 (at St. John's)
2014	WNIT	Old Dominion 68, Navy 60 (at ODU)
2017	WNIT	Navy 61, Geo. Wash. 51/OT (at GW)
2017	WNIT	Virginia Tech 75, Navy 64 (at VT)

## 20-Win Seasons

Last year marked the sixth time in Navy history in which a team has won 20 or more games in a season. It also was the fourth time in Stefanie Pemper's nine years in which the Mids won at least 20 games.

### Navy's 20-Win Seasons (Chronological Order)

22-6	1997 (HC: Joe Sanchez)
23-6	1998 (HC: Joe Sanchez)
20-12	2011 (HC: Stefanie Pemper)
21-12	2013 (HC: Stefanie Pemper)
24-8	2014 (HC: Stefanie Pemper)
<b>24-10</b>	<b>2017 (HC: Stefanie Pemper)</b>

## Stefanie Pemper's Year-by-Year Coaching Summary

Season	School	Position	Over. Record	Conf. Record	Place	Post Season Teams
1992-93	Alaska-Anchorage	Grad. Asst. Coach	11-15	4-6	4th	—
1993-94	Idaho State	Assistant Coach	7-19	4-10	6th	—
1994-95	Idaho State	Assistant Coach	4-24	3-11	7th	—
1995-96	Harvard	Assistant Coach	20-7	13-1	1st	NCAA – First Round
1996-97	Harvard	Assistant Coach	20-7	14-0	1st	NCAA – First Round
1997-98	Harvard	Assistant Coach	23-5	12-2	1st	NCAA – Second Round
1998-99	Bowdoin	Head Coach	19-6	none	n/a	NCAA – Second Round
1999-00	Bowdoin	Head Coach	12-11	none	n/a	—
2000-01	Bowdoin	Head Coach	21-8	7-2	T-2nd*	NCAA – Sweet 16
2001-02	Bowdoin	Head Coach	26-2	8-1	1st*	NCAA – Elite Eight
2002-03	Bowdoin	Head Coach	26-3	9-0	1st*	NCAA – Elite Eight
2003-04	Bowdoin	Head Coach	30-1	9-0	1st*	NCAA – Finalist
2004-05	Bowdoin	Head Coach	26-3	9-0	1st*	NCAA – Elite Eight
2005-06	Bowdoin	Head Coach	27-3	8-1	T-1st*	NCAA – Elite Eight
2006-07	Bowdoin	Head Coach	29-2	9-0	1st*	NCAA – Elite Eight
2007-08	Bowdoin	Head Coach	19-9	6-3	T-3rd	NCAA – Second Round
2008-09	Navy	Head Coach	16-15	8-6	T-3rd	—
2009-10	Navy	Head Coach	17-14	8-6	3rd	—
2010-11	Navy	Head Coach	20-12	10-4	T-1st*	NCAA – First Round
2011-12	Navy	Head Coach	18-14	8-6	T-3rd*	NCAA – First Round
2012-13	Navy	Head Coach	21-12	11-3	T-1st*	NCAA – First Round
2013-14	Navy	Head Coach	24-8	15-3	1st	WNIT – First Round
2014-15	Navy	Head Coach	17-14	10-8	T-4th	—
2015-16	Navy	Head Coach	15-15	9-9	6th	—
2016-17	Navy	Head Coach	24-10	14-4	2nd	WNIT – Second Round
2017-18	Navy	Head Coach	9-0	—	—	—

\* — Conference Tournament Champions

## Stefanie Pemper's Records

- ★ 10-Year Record as Head Coach at Bowdoin — 235-48 (83.0%)
- ★ 10-Year Record as Head Coach at Navy — 181-114 (61.3%)
- ★ 20-Year Overall Record as Head Coach — 416-162 (71.9%)
- ★ 65-7 (90.3%) conference record and 20-9 (68.9%) NCAA Tournament record at Bowdoin.

## Stefanie Pemper's Accolades

- ★ 2004 NCAA Division III National Coach of the Year
- ★ 2003, 2004 NCAA Division III District I Coach of the Year
- ★ 2002, 2004, 2006 NESCAC Coach of the Year
- ★ 2011, 2014 Patriot League Coach of the Year

## Stefanie Pemper's Career Highlights

- ★ Harvard won three Ivy League titles and compiled an overall record of 63-19 and an Ivy League record of 39-3 in her schools years at the school. Her final season in Cambridge saw the No. 16 Crimson defeat No. 1 Stanford in the opening round of the NCAA Tournament.
- ★ Pemper's Bowdoin teams advanced to the NCAA Tournament in nine of her 10 seasons, including 2004 when it played in the national title game.
- ★ Navy before Pemper's arrival: 18 winning seasons in 31 years, including just six in 17 seasons on the Division I level and one in the prior nine years ... After: Eight winning seasons;
- ★ Navy before Pemper's arrival: Four winning seasons in Patriot League regular season games in 17 seasons, including none in the prior nine seasons ... After: Eight winning seasons;
- ★ Navy before Pemper's arrival: A Patriot League regular season record of 98-118 (45.4%) in 17 seasons — including a 46-76 (37.7%) record in the prior nine seasons ... After: A record of 93-49 (65.5%);
- ★ Navy before Pemper's arrival: Shared the Patriot League regular season title once (1998) and placed no lower than in a tie for third place five times ... After: Won the regular season crown outright once (2014) and shared it twice (2011, 2013) while finishing no lower than in a tie for third place eight times;
- ★ Navy before Pemper's arrival: A Patriot League Tournament record of 9-17 (34.6%), including a 1-9 record (10%) in the prior nine years ... After: A record of 15-6 (71.4%) in the event;
- ★ Navy before Pemper's arrival: Two appearances in the championship game of the Patriot League Tournament (1998, 1999) — none in the prior nine years — without winning the title ... After: Three tournament titles (2011, 2012, 2013) and four title game appearances (2017);
- ★ Navy before Pemper's arrival: No post-season appearances ... After: Three trips to the NCAA Tournament (2011, 2012, 2013) and two to the WNIT (2014, 2017), and the first national post-season tournament victory in school history (2017 at George Washington in the WNIT).

## Bio Info

- ★ Hometown – Huntington Beach, Calif.
- ★ Undergraduate College – Idaho State '92 (B.A. in communications)
- ★ Graduate School – Idaho State '97 (M Ed. in physical education / athletic administration)

## Stefanie Pemper in the Navy Record Book

### Wins – All Games

1.	181	Stefanie Pemper, 2009-pres.
2.	178	Dave Smalley, 1978-89
3.	141	Joe Sanchez, 1995-03
4.	57	Tom Marrayott, 2004-08
5.	32	Jerry Hutchison, 1990-91
6.	31	Debra Schlegal, 1992-94

### Win. Pct. – All Games

1.	.667	Jerry Hutchison, 32-16
2.	.614	Stefanie Pemper, 181-114
3.	.599	Dave Smalley, 178-119
4.	.517	Joe Sanchez, 141-112
5.	.390	Tom Marrayott, 57-89
6.	.383	Debra Schlegal, 31-50

### Wins – Patriot League Games

1.	93	Stefanie Pemper, 2009-pres.
2.	59	Joe Sanchez, 1995-03
3.	28	Tom Marrayott, 2004-08
4.	14	Debra Schlegal, 1992-94

### Win. Pct. – Patriot League Games

1.	.655	Stefanie Pemper, 93-49
2.	.518	Joe Sanchez, 59-55
3.	.400	Tom Marrayott, 28-42
4.	.333	Debra Schlegal, 14-28

### Wins – Patriot League Tournament Games

1.	15	Stefanie Pemper, 2009-pres.
2.	7	Joe Sanchez, 1995-03
3.	1	Debra Schlegal, 1992-94
	1	Tom Marrayott, 2004-08

### Win. Pct. – Patriot League Tournament Games

1.	.714	Stefanie Pemper, 15-6
2.	.458	Joe Sanchez, 7-9
3.	.250	Debra Schlegal, 1-3
4.	.167	Tom Marrayott, 1-5

## Stefanie Pemper in the Patriot League Record Book

### Wins – All Games (PL Era Only)

1.	490	Bill Gibbons, Holy Cross (1991-pres.)
2.	353	Sue Troyan, Lehigh (1996-pres.)
3.	226	Dave Magarity, Army (2007-pres.)
4.	209	Kathy Fedorjaka, Bucknell (1998-12)
5.	181	Stefanie Pemper, Navy (2009-pres.)
6.	141	Joe Sanchez, Navy (1995-03)
7.	126	Pat Fisher, Lafayette (1991-01)
8.	107	Aaron Roussell, Bucknell (2013-pres.)
9.	101	Matt Corkery, American (2009-13)
10.	90	Sherri Abbey-Nowatzki, Army (1999-05)

### Win. Pct. – All Games (PL Era Only)

1.	.678	Kevin Morris, Fordham, 40-19, (1994-95)
2.	.656	Matt Corkery, American, 101-53 (2009-13)
3.	.655	Dave Magarity, Army, 226-119 (2007-pres.)
4.	.645	Maggie Dixon, Army, 20-11 (2006)
	.645	Aaron Roussell, Bucknell, 107-59 (2013-pres.)
6.	.638	Chris Wielgus, Fordham, 37-21 (1992-93)
7.	.614	Stefanie Pemper, Navy, 181-114 (2009-pres.)
8.	.590	Bill Gibbons, Holy Cross, 490-342 (1991-pres.)
9.	.557	Joe Sanchez, Navy, 141-112 (1995-03)
10.	.548	Megan Gebbia, American, 74-61 (2014-pres.)

### Wins – Patriot League Games

1.	263	Bill Gibbons, Holy Cross (1991-pres.)
2.	169	Sue Troyan, Lehigh (1996-pres.)
3.	116	Dave Magarity, Army (2007-pres.)
4.	108	Kathy Fedorjaka, Bucknell (1998-12)
5.	93	Stefanie Pemper, Navy (2009-pres.)
6.	63	Pat Fisher, Lafayette (1991-01)
7.	59	Joe Sanchez, Navy (1995-03)
	59	Aaron Roussell, Bucknell (2013-pres.)
9.	54	Matt Corkery, American (2009-13)
10.	46	Megan Gebbia, American (2014-pres.)

### Win. Pct. – Patriot League Games

1.	.786	Kevin Morris, Fordham, 22-6 (1994-95)
	.786	Maggie Dixon, Army, 11-3 (2006)
3.	.771	Matt Corkery, American, 54-16 (2009-13)
4.	.750	Lou Kern, Fordham, 9-3 (1991)
	.750	Chris Wielgus, Fordham, 21-7 (1992-93)
6.	.692	Bill Gibbons, Holy Cross, 263-117 (1991-pres.)
7.	.686	Aaron Roussell, Bucknell, 59-27 (2013-pres.)
8.	.682	Dave Magarity, Army, 116-54 (2007-pres.)
9.	.655	Stefanie Pemper, Navy, 93-49 (2009-pres.)
10.	.639	Megan Gebbia, American, 46-26 (2014-pres.)

### Wins – Patriot League Tournament Games

1.	44	Bill Gibbons, Holy Cross (1991-pres.)
2.	22	Sue Troyan, Lehigh (1996-pres.)
3.	15	Stefanie Pemper, Navy (2009-pres.)
4.	12	Kathy Fedorjaka, Bucknell (1998-12)
5.	9	Pat Fisher, Lafayette (1991-01)
	9	Dave Magarity, Army (2007-pres.)
7.	7	Joe Sanchez, Navy (1995-03)
8.	6	Megan Gebbia, American (2014-pres.)
9.	5	Five Coaches

### Win. Pct. – Patriot League Tournament Games

1.	1.000	Maggie Dixon, Army, 3-0 (2006)
2.	.833	Chris Wielgus, Fordham, 5-1 (1992-93)
	.833	Kevin Morris, Fordham, 5-1 (1994-95)
4.	.733	Bill Gibbons, Holy Cross, 44-16 (1991-pres.)
5.	.714	Stefanie Pemper, Navy, 15-6 (2009-pres.)
6.	.667	Megan Gebbia, American, 6-3 (2014-pres.)
	.667	Beth Combs, Colgate, 4-2 (2003-04)
8.	.571	Kristin Hughes, Colgate, 4-3 (2005-07)
9.	.556	Aaron Roussell, Bucknell, 5-4 (2013-pres.)
10.	.537	Sue Troyan, Lehigh, 22-19 (1996-pres.)

## 2016-17 Patriot League Standings (through games of Dec. 8)

Pl.	Team	Patriot League				Overall					
		All W-L	Pct.	Home	Road	Neu.	All W-L	Pct.	Home	Road	Neu.
	<b>Navy</b>	<b>0-0</b>	<b>.000</b>	<b>0-0</b>	<b>0-0</b>	<b>0-0</b>	<b>9-0</b>	<b>1.000</b>	<b>7-0</b>	<b>2-0</b>	<b>0-0</b>
	Army West Point	0-0	.000	0-0	0-0	0-0	6-3	.667	4-1	2-2	0-0
	Boston U.	0-0	.000	0-0	0-0	0-0	5-2	.714	2-0	3-2	0-0
	Bucknell	0-0	.000	0-0	0-0	0-0	6-3	.667	3-2	3-1	0-0
	American	0-0	.000	0-0	0-0	0-0	5-3	.625	2-0	3-2	0-1
	Lehigh	0-0	.000	0-0	0-0	0-0	6-4	.600	4-1	2-2	0-1
	Colgate	0-0	.000	0-0	0-0	0-0	4-5	.444	1-1	3-4	0-0
	Holy Cross	0-0	.000	0-0	0-0	0-0	3-5	.375	1-2	2-3	0-0
	Lafayette	0-0	.000	0-0	0-0	0-0	3-5	.375	2-2	1-3	0-0
	Loyola	0-0	.000	0-0	0-0	0-0	2-6	.250	1-2	1-4	0-0



## 2017-18 Patriot League Pre-Season Poll

1. Army West Point, 140 (7 first-place votes)
1. Bucknell, 140 (7)
3. American, 134 (5)
4. Navy, 119 (1)
5. Boston University, 91
6. Holy Cross, 81
7. Lehigh, 64
8. Colgate, 55
9. Loyola Maryland, 54
10. Lafayette, 22

## Patriot League Schedule

- Saturday, Dec. 9**  
 Denver at American  
 Vermont at Holy Cross  
 Lafayette at Robert Morris  
 Towson at Loyola  
 Marist at Boston U.
- Sunday, Dec. 10**  
 Brown at Colgate  
 Lehigh at LIU Brooklyn  
 Army West Point at Marquette

## Monday Dec. 11

Loyola at Maryland

## 2017-18 Season Records

Record	Overall	Home	Road	Neutral
<b>Overall</b>	<b>9-0</b>	<b>7-0</b>	<b>2-0</b>	<b>0-0</b>
Non-League Regular Season	9-0	7-0	2-0	0-0
Patriot League Regular Season	0-0	0-0	0-0	0-0
Patriot League Tournament	0-0	0-0	0-0	0-0

## 2017-17 Game-by-Game Results

Date	Opponent	Result	All	PL	High Points	High Rebounds	High Assists	High Blocks	High Steals
N10	at Marist	W – 77-70	1-0	—	Fenske 22	Clark 11	Dunham 5	Fenske 1	Fenske 3
N12	Rider	W – 63-44	<b>2-0</b>	—	<b>Gatzounas 20</b>	<b>Clark / Gatzounas 11</b>	<b>Sanders 4</b>	<b>Clark 2</b>	<b>Sanders / Taylor 2</b>
N17	Norfolk State	W – 70-51	<b>3-0</b>	—	<b>Fenske 15</b>	<b>Clark 10</b>	<b>Dunham 7</b>	<b>Clark 2</b>	<b>Dunham 3</b>
N22	Air Force	W – 71-64	<b>4-0</b>	—	<b>Clark 15</b>	<b>Clark 7</b>	<b>Fenske 4</b>	<b>Clark 2</b>	<b>Dunham / Fenske 3</b>
N25 #	North Dakota St.	W – 67-54	<b>5-0</b>	—	<b>Taylor 17</b>	<b>Clark 17</b>	<b>Three Players 3</b>	<b>Clark 7</b>	<b>Fenske / Gatzounas 2</b>
N26 #	St. Bonaventure	W – 86-48	<b>6-0</b>	—	<b>Taylor 24</b>	<b>Clark 8</b>	<b>Sanders 8</b>	<b>Clark / Jaunich 1</b>	<b>Sanders 3</b>
N30	Monmouth	W – 73-49	<b>7-0</b>	—	<b>Dunham 15</b>	<b>Taylor 7</b>	<b>Fenske 6</b>	<b>Clark 4</b>	<b>Fenske 3</b>
D3	Emory & Henry	W – 88-57	<b>8-0</b>	—	<b>Fenske 18</b>	<b>Gatzounas 8</b>	<b>Roach 6</b>	<b>Three Players 1</b>	<b>Bishop 5</b>
D6	at Richmond	W – 76-56	<b>9-0</b>	—	<b>Dunham / Fenske 17</b>	<b>Gatzounas 10</b>	<b>Dunham 5</b>	<b>Three Players 1</b>	<b>Clark 3</b>

# — Navy Classic (Annapolis, Md.) ... \* — Patriot League Regular Season ... \$ — Patriot League Tournament ... Home games listed in bold

## Navy's 2017-18 W-L Record When ...

	Non-P.L.	P.L.	All	S.P. Era
Lead at End Q1	7-0	0-0	<b>7-0</b>	33-14
Tied at End Q1	0-0	0-0	<b>0-0</b>	1-1
Trail at End Q1	2-0	0-0	<b>2-0</b>	14-9
Lead at halftime	8-0	0-0	<b>8-0</b>	145-37
Tied at halftime	1-0	0-0	<b>1-0</b>	5-3
Trail at halftime	0-0	0-0	<b>0-0</b>	31-73
Lead at End Q3	8-0	0-0	<b>8-0</b>	37-7
Tied at End Q3	0-0	0-0	<b>0-0</b>	1-1
Trail at End Q3	1-0	0-0	<b>1-0</b>	10-16
Lead with 5:00 left	8-0	0-0	<b>8-0</b>	159-10
Tied with 5:00 left	0-0	0-0	<b>0-0</b>	5-4
Trail with 5:00 left	1-0	0-0	<b>1-0</b>	17-99
Higher FG pct.	8-0	0-0	<b>8-0</b>	153-19
Same FG pct.	0-0	0-0	<b>0-0</b>	0-2
Lower FG pct.	1-0	0-0	<b>1-0</b>	28-92
Higher 3-pt. FG pct.	6-0	0-0	<b>6-0</b>	139-40
Same 3-pt. FG pct.	0-0	0-0	<b>0-0</b>	3-3
Lower 3-pt. FG pct.	3-0	0-0	<b>3-0</b>	39-70

	Non-P.L.	P.L.	All	S.P. Era
Higher FT pct.	5-0	0-0	<b>5-0</b>	85-36
Same FT pct.	0-0	0-0	<b>0-0</b>	4-8
Lower FT pct.	4-0	0-0	<b>4-0</b>	92-69
More rebounds	5-0	0-0	<b>5-0</b>	110-38
Same rebounds	0-0	0-0	<b>0-0</b>	7-4
Fewer rebounds	4-0	0-0	<b>4-0</b>	65-71
More fouls	2-0	0-0	<b>2-0</b>	48-74
Same fouls	0-0	0-0	<b>0-0</b>	8-6
Fewer fouls	7-0	0-0	<b>7-0</b>	125-33
More assists	7-0	0-0	<b>7-0</b>	137-34
Same assists	0-0	0-0	<b>0-0</b>	13-14
Fewer assists	2-0	0-0	<b>2-0</b>	32-63
More turnovers by	0-0	0-0	<b>0-0</b>	67-63
Same turnovers	1-0	0-0	<b>1-0</b>	14-7
Fewer turnovers by	8-0	0-0	<b>8-0</b>	100-43

	Non-P.L.	P.L.	All	S.P. Era
More blocked shots	4-0	0-0	<b>4-0</b>	76-25
Same blocked shots	3-0	0-0	<b>3-0</b>	27-18
Fewer blocked shots	2-0	0-0	<b>2-0</b>	78-70
More steals	8-0	0-0	<b>8-0</b>	105-42
Same steals	0-0	0-0	<b>0-0</b>	17-6
Fewer steals	1-0	0-0	<b>1-0</b>	59-65
More bench points	6-0	0-0	<b>6-0</b>	101-47
Same bench points	0-0	0-0	<b>0-0</b>	9-4
Fewer bench points	3-0	0-0	<b>3-0</b>	71-62
Score 49 or less pts.	0-0	0-0	<b>0-0</b>	8-43
Score 50-59 pts.	0-0	0-0	<b>0-0</b>	43-48
Score 60-69 pts.	2-0	0-0	<b>2-0</b>	74-19
Score 70-79 pts.	5-0	0-0	<b>5-0</b>	47-3
Score 80 or more pts.	2-0	0-0	<b>2-0</b>	9-0
Allow 49 or less pts.	2-0	0-0	<b>2-0</b>	71-12
Allow 50-59 pts.	5-0	0-0	<b>5-0</b>	70-39
Allow 60-69 pts.	1-0	0-0	<b>1-0</b>	35-43
Allow 70-79 pts.	1-0	0-0	<b>1-0</b>	4-15
Allow 80 or more pts.	0-0	0-0	<b>0-0</b>	1-4



## 2016-17 Game-by-Game Statistics

Date	Opponent	1-2	(1H)	3-4	(2H)	OT	Tot.	FG-A	FG%	3FG-A	3FG%	FT-A	FT%	OR	DR	TR	PF-DQ	A	T	B	S
N10	Navy	18-31	(31)	15-31	(46)	-	77	30-65	.462	10-26	.385	7-10	.700	11	25	36	20-0	14	11	1	9
	at Marist	20-11	(31)	25-14	(39)	-	70	26-62	.419	7-24	.292	11-24	.458	18	24	42	14-0	15	14	6	8
N12	at Navy	19-22	(41)	11-11	(22)	-	63	23-63	.365	6-26	.231	11-16	.688	15	35	50	14-0	12	17	3	7
	Rider	13-7	(20)	10-14	(24)	-	44	17-61	.279	3-14	.214	7-11	.636	11	26	37	20-0	7	18	3	8
N17	at Navy	18-18	(36)	21-13	(34)	-	70	26-71	.366	8-27	.296	10-17	.588	17	27	44	16-0	20	11	3	10
	Norfolk State	19-5	(24)	15-12	(27)	-	51	20-57	.351	3-18	.167	8-17	.471	14	33	47	19-0	8	20	11	4
N22	at Navy	22-16	(38)	16-17	(33)	-	71	24-54	.444	9-18	.500	14-18	.778	5	26	31	18-0	18	21	3	15
	Air Force	10-12	(22)	20-22	(42)	-	64	22-49	.449	6-9	.667	14-22	.636	6	27	33	22-0	15	27	3	6
N22 #	at Navy	25-12	(37)	19-11	(30)	-	67	24-72	.333	9-32	.281	10-14	.714	21	34	55	12-0	15	11	8	7
	NDSU	10-19	(29)	14-11	(25)	-	54	20-61	.328	6-17	.353	8-9	.889	8	27	35	15-0	16	12	5	6
N22	at Navy	19-23	(42)	24-20	(44)	-	86	31-63	.492	13-33	.394	11-15	.733	10	33	43	15-0	21	17	2	13
	St. Bonaventure	7-12	(19)	11-18	(29)	-	48	14-55	.255	6-22	.273	14-16	.875	10	23	33	16-0	9	22	1	8
N30	at Navy	15-26	(41)	19-13	(32)	-	73	31-67	.463	7-13	.538	4-10	.400	13	30	43	12-0	16	16	4	9
	Monmouth	7-7	(14)	11-24	(35)	-	49	18-57	.316	5-19	.263	8-9	.889	9	27	36	16-0	13	22	4	8
D3	at Navy	24-21	(45)	28-15	(43)	-	88	35-77	.455	12-37	.324	6-9	.667	18	17	35	7-0	25	13	3	21
	Emory & Henry	12-14	(26)	21-10	(31)	-	57	23-51	.451	6-16	.375	5-7	.714	11	26	37	9-0	19	33	2	7
D6	Navy	13-18	(31)	24-21	(45)	-	76	26-60	.433	8-25	.320	16-23	.696	13	35	48	19-0	19	16	3	10
	at Richmond	3-15	(18)	18-20	(38)	-	56	20-71	.282	5-24	.208	11-16	.688	19	25	44	21-0	9	16	2	7

**Games Led Navy / Tied for Navy Lead in ...**

Points	2014-15	2015-16	2016-17	2017-18	Career
Clark	—	—	0	1	1
Dunham	11	9	3	2	25
Fenske	1	—	3	4	8
Gatzounas	—	—	—	1	1
Jaunich	—	—	1	0	1
Sanders	—	0	3	0	3
Taylor	—	—	1	2	3

Rebounds	2014-15	2015-16	2016-17	2017-18	Career
Clark	—	—	9	6	15
Dunham	0	1	1	0	2
Fenske	2	—	3	0	5
Gatzounas	—	—	—	3	3
Jaunich	—	—	3	0	3
Taylor	—	—	0	1	1

Assists	2014-15	2015-16	2016-17	2017-18	Career
Clark	—	—	0	1	1
Dunham	8	6	15	4	33
Fenske	17	—	13	2	32
Gatzounas	—	—	—	1	1
Roach	—	3	0	1	4
Sanders	—	4	1	2	7
Ulasewicz	—	—	1	0	1

Blocks	2014-15	2015-16	2016-17	2017-18	Career
Clark	—	—	24	8	32
Dunham	0	0	1	1	2
Fenske	2	—	0	2	4
Jaunich	—	—	7	2	9
Roach	—	1	5	0	6
Taylor	—	—	0	1	1

Steals	2014-15	2015-16	2016-17	2017-18	Career
Bishop	—	—	—	1	1
Clark	—	—	0	1	1
Dunham	2	3	6	2	13
Fenske	5	—	7	4	16
Gatzounas	—	—	—	—	1
Roach	—	3	4	0	7
Sanders	—	0	3	2	5
Taylor	—	—	1	1	2

**Games with ...**

10 or More Points	2014-15	2015-16	2016-17	2017-18	Career
Bishop	—	—	—	1	1
Clark	—	—	4	2	6
Dunham	15	10	19	8	52
Fenske	3	—	12	6	21
Gatzounas	—	—	—	1	1
Jaunich	—	—	5	1	6
Roach	—	2	0	0	2
Sanders	—	2	6	1	9
Taylor	—	—	1	6	7

20 or More Points	2014-15	2015-16	2016-17	2017-18	Career
Dunham	0	4	3	0	7
Fenske	0	—	0	1	1
Gatzounas	—	—	—	1	1
Sanders	—	0	1	0	1
Taylor	—	—	0	1	1

10 or More Rebounds	2014-15	2015-16	2016-17	2017-18	Career
Clark	—	—	3	4	7
Gatzounas	—	—	—	2	2

Double-Doubles (Points-Rebounds)	2014-15	2015-16	2016-17	2017-18	Career
Clark	—	—	0	1	1
Gatzounas	—	—	—	1	1

3 or More 3-Point Field Goals Made	2014-15	2015-16	2016-17	2017-18	Career
Dunham	2	7	12	4	25
Fenske	0	—	8	5	13
Potts	—	1	0	0	1
Sanders	—	1	5	1	7
Taylor	—	—	0	1	1

5 or More Assists	2014-15	2015-16	2016-17	2017-18	Career
Dunham	2	2	7	4	15
Fenske	4	—	7	1	12
Roach	—	1	0	1	2
Sanders	—	0	0	1	1
Ulasewicz	—	—	1	0	1

3 or More Blocks	2014-15	2015-16	2016-17	2017-18	Career
Clark	—	—	8	2	10

3 or More Steals	2014-15	2015-16	2016-17	2017-18	Career
Bishop	—	—	—	1	1
Clark	—	—	6	1	7
Dunham	2	3	3	2	10
Fenske	2	—	4	3	9
Gatzounas	—	—	—	1	1
Roach	—	4	3	1	8
Sanders	—	0	2	1	3
Taylor	—	—	1	1	2

**Game #1**  
Navy 77, Marist 70  
Nov. 10; Poughkeepsie, N.Y.

Navy	FG	3FG	FT	R	F	TP	A	T	B	S	M
Clark	5-10	0-2	1-2	11	4	11	0	1	0	1	28
Dunham	6-13	1-5	0-0	1	4	13	5	1	0	1	32
Fenske	7-11	5-7	3-4	8	4	22	3	3	1	3	29
Roach	2-10	0-2	0-0	2	2	4	4	1	0	1	25
Gatzounas	1-2	0-1	0-0	1	1	2	0	1	0	0	17
Taylor	5-8	1-3	2-2	5	3	13	2	1	0	2	26
Jaunich	0-1	0-0	0-0	0	1	0	0	1	0	0	15
Bishop	1-2	0-0	0-0	2	1	2	0	0	0	0	7
Sanders	3-8	3-6	1-2	2	0	10	0	2	0	0	20
Ulasewicz	0-0	0-0	0-0	0	0	0	0	0	0	1	1
Totals	30-65	10-26	7-10	36	20	77	14	11	1	9	200

Marist	FG	3FG	FT	R	F	TP	A	T	B	S	M
Gilmer	6-15	2-5	0-0	8	0	14	2	4	2	0	31
Fitzpatrick	1-9	0-3	3-8	10	3	5	2	0	0	0	31
Duffell	5-9	0-1	3-8	8	3	13	1	1	1	2	24
Clement	2-6	1-5	0-0	3	2	5	2	0	0	2	26
Hand, R.	6-12	1-3	3-4	7	2	16	2	5	0	0	35
Best	2-2	2-2	0-0	2	1	6	1	0	1	1	14
Henningsdottir	0-2	0-2	0-0	1	0	0	1	2	1	1	10
Baab	0-0	0-0	0-0	0	1	0	2	1	0	0	3
Hand, H.	4-6	1-3	0-0	1	1	9	1	0	0	1	17
Redden	0-0	0-0	0-0	0	0	0	0	0	1	0	3
Smith	0-1	0-0	2-4	1	1	2	1	1	0	1	6
Totals	26-62	7-24	11-24	42	14	70	15	14	6	8	200

	1	2	(H)	3	(3)	4	Tot
Navy (1-0)	18	13	(31)	15	(46)	31	77
Marist (0-1)	20	11	(31)	25	(56)	14	70

**Game #3**  
Navy 70, Norfolk State 51  
Nov. 17; Annapolis, Md.

NSU	FG	3FG	FT	R	F	TP	A	T	B	S	M
Long	4-13	1-6	3-8	7	2	12	2	4	1	0	32
Roberts	3-9	0-0	2-3	12	0	8	2	3	2	2	30
Crocker	3-5	0-0	0-0	9	1	6	0	3	3	0	24
West	0-2	0-1	0-0	0	1	0	0	2	0	1	18
Russell	4-6	1-2	0-0	3	3	9	0	2	0	0	18
Hannah	0-5	0-2	0-2	2	3	0	1	1	1	0	16
Dawkins	2-7	0-4	0-0	2	2	4	0	0	3	0	19
Franklin	2-5	0-0	3-4	4	4	7	3	4	0	0	22
Sparkman	1-3	1-3	0-0	1	2	3	0	1	1	1	16
Deas	1-2	0-0	0-0	2	1	2	0	0	0	0	5
Totals	20-57	3-18	8-17	47	19	51	8	20	11	4	200

Navy	FG	3FG	FT	R	F	TP	A	T	B	S	M
Clark	3-8	1-1	1-1	10	2	8	3	0	2	2	23
Dunham	2-9	1-6	3-5	1	0	8	7	1	0	3	22
Fenske	5-10	5-8	0-0	3	0	15	3	0	0	0	25
Roach	2-7	0-2	0-0	3	4	4	1	0	0	2	25
Gatzounas	4-13	0-3	0-0	5	3	8	2	3	0	1	23
Taylor	4-8	0-2	3-4	5	2	11	0	3	0	1	25
Jaunich	2-5	0-0	0-0	1	3	4	1	1	1	0	13
Bishop	2-4	0-0	1-3	2	1	5	0	1	0	1	17
Sanders	2-6	1-5	2-4	4	1	7	2	0	0	0	20
Ulasewicz	0-1	0-0	0-0	2	0	0	1	1	0	0	7
Totals	26-71	8-27	10-17	44	16	70	20	11	3	10	200

	1	2	(H)	3	(3)	4	Tot
Norfolk State (1-1)	19	5	(24)	15	(39)	12	51
Navy (3-0)	18	18	(36)	21	(57)	13	70

**Game #5**  
Navy 67, North Dakota State 54  
Nov. 25; Annapolis, Md.

NDSU	FG	3FG	FT	R	F	TP	A	T	B	S	M
Kvivang	2-8	0-0	0-0	6	2	4	1	1	3	0	16
Nudell	2-6	0-1	0-0	4	1	4	5	2	0	2	24
Thunstedt	3-6	2-2	3-3	3	1	11	3	2	0	0	22
Jacobson, S.	2-7	2-3	0-0	1	4	6	1	3	0	1	27
Fernandez	1-6	1-5	0-0	7	1	3	3	2	1	2	25
Ogden	2-3	1-1	0-0	1	1	5	1	0	0	1	13
Gaislerova	1-4	0-3	0-0	0	1	2	0	1	0	0	14
Childers	1-5	0-2	4-4	1	0	6	0	0	0	0	14
Spencer	1-5	0-0	0-0	1	3	2	1	0	0	0	21
Jacobson, R.	5-11	0-0	1-2	6	1	11	1	1	1	0	24
Totals	20-61	6-17	8-9	35	15	54	16	12	5	6	200

Navy	FG	3FG	FT	R	F	TP	A	T	B	S	M
Clark	3-9	0-0	2-2	17	4	8	3	1	7	1	28
Dunham	4-14	4-12	4-6	5	0	16	3	1	0	0	24
Fenske	5-11	2-5	0-0	6	2	12	2	4	0	2	27
Roach	2-5	0-0	0-0	5	0	4	0	3	0	0	21
Gatzounas	2-7	0-2	1-2	6	3	5	3	2	1	2	27
Taylor	6-12	2-5	3-4	7	1	17	2	0	0	1	26
Jaunich	1-2	1-1	0-0	1	0	3	0	0	0	0	9
Bishop	0-3	0-1	0-0	2	1	0	1	0	0	0	8
Sanders	0-5	0-5	0-0	4	0	0	0	0	0	0	18
Braxton	1-2	0-0	0-0	0	1	2	0	0	0	0	3
Ulasewicz	0-2	0-1	0-0	0	0	0	1	0	0	1	9
Totals	24-72	9-32	10-14	55	12	67	15	11	8	7	200

	1	2	(H)	3	(3)	4	Tot
N. Dakota State (4-1)	10	19	(29)	14	(43)	11	54
Navy (5-0)	25	12	(37)	19	(56)	11	67

**Game #2**  
Navy 63, Rider 44  
Nov. 12; Annapolis, Md.

Rider	FG	3FG	FT	R	F	TP	A	T	B	S	M
Favre	3-10	0-0	1-2	10	3	7	0	5	0	1	28
Johnson, A.	1-3	0-0	1-3	6	3	3	0	4	1	1	22
Hoskova	7-10	1-1	4-4	3	1	19	3	4	1	3	35
Johnson, S.	0-4	0-0	0-0	3	2	0	0	0	0	1	16
Posset	1-7	0-3	0-0	2	3	2	2	1	0	0	24
Morris	3-12	2-3	1-2	2	2	9	0	0	0	2	20
Moses	0-0	0-0	0-0	2	3	0	0	2	0	0	12
Jones	0-2	0-1	0-0	0	1	0	0	0	0	0	7
Stover	2-8	0-4	0-0	0	2	4	2	1	0	0	29
Goodman	0-5	0-2	0-0	5	0	0	0	1	1	0	7
Totals	17-61	3-14	7-11	37	20	44	7	18	3	8	200

Navy	FG	3FG	FT	R	F	TP	A	T	B	S	M
Clark	2-6	0-2	1-2	11	1	5	0	1	2	0	21
Dunham	3-10	1-6	6-8	0	1	13	0	3	0	0	24
Fenske	4-10	1-4	1-2	8	0	10	2	1	0	0	25
Roach	1-4	0-1	3-4	2	2	5	1	5	0	1	23
Gatzounas	9-13	2-3	0-0	11	2	20	0	0	0	0	24
Taylor	2-4	1-2	0-0	5	3	5	2	2	0	2	12
Hannibal	0-2	0-2	0-0	1	0	0	0	3	0	0	5
Jaunich	0-3	0-0	0-0	3	0	0	0	0	0	1	24
Bishop	1-3	0-0	0-0	3	3	2	0	0	0	0	13
Sanders	1-6	1-5	0-0	2	1	3	4	1	1	2	18
Ulasewicz	0-2	0-1	0-0	1	1	0	3	1	0	1	11
Totals	23-63	6-26	11-16	50	14	63	12	17	3	7	200

	1	2	(H)	3	(3)	4	Tot
Rider (0-2)	13	7	(20)	10	(30)	14	44
Navy (2-0)	19	22	(41)	11	(52)	11	63

**Game #4**  
Navy 71, Air Force 64  
Nov. 22; Annapolis, Md.

Air Force	FG	3FG	FT	R	F	TP	A	T	B	S	M
Bennett	1-5	0-0	1-2	8	4	3	3	4	1	1	35
Porter	3-10	0-0	4-8	4	4	10	4	5	1	4	35
Conroe	6-10	3-3	4-5	8	4	19	0	2	0	0	34
Chapman	5-9	0-0	3-5	3	1	13	2	2	1	0	33
Immel	5-12	3-5	0-0	6	0	13	3	6	0	0	32
Springfield	0-0	0-0	0-0	0	2	0	1	4	0	0	9
Beale	0-0	0-0	0-0	0	0	0	0	0	0	0	0+
Iugbu	1-1	0-0	0-0	0	1	2	1	2	0	1	8
Piece	0-1	0-1	0-0	0	3	0	0	1	0	0	6
Rains	0-0	0-0	0-0	0	2	0	0	0	0	0	2
Hughes	1-1	0-0	2-2	0	1	4	1	1	0	0	6
Totals	22-49	6-9	14-22	33	22	64	15	27	3	6	200

Navy	FG	3FG	FT	R	F	TP	A	T	B	S	M
Clark	4-8	1-1	6-6	7	4	15	1	2	2	2	28
Dunham	5-7	2-3	2-4	3	4	14	3	3	0	3	23
Fenske	2-8	0-3	0-0	1	0	4	4	0	0	3	21
Roach	2-9	0-2	4-6	7	1	8	2	5	1	1	29
Gatzounas	2-4	2-3	0-0	4	1	6	0	2	0	1	19
Taylor	2-5	1-1	0-0	2	2	5	1	0	0	2	14
Jaunich	1-2	0-0	0-0	0	1	2	1	2	0	1	10
Bishop	1-2	0-0	0-0	2	3	2	1	2	0	0	19
Sanders	2-5	2-4	2-2	1	1	8	4	4	0	1	24

**Game #7**  
**Navy 73, Monmouth 49**  
**Nov. 30; Annapolis, Md.**

Monmouth	FG	3FG	FT	R	F	TP	A	T	B	S	M
Middleton	3-9	0-0	1-2	7	4	7	0	2	0	0	16
Nason	0-0	0-0	0-0	2	4	0	0	1	2	1	14
Shaw	0-7	0-5	3-3	0	0	3	0	3	0	1	26
Jamot	1-6	1-4	0-0	2	2	3	1	3	0	1	22
Spooner-Knight	1-9	0-1	0-0	1	1	2	0	4	0	0	29
Zelaya	3-6	2-5	0-0	2	0	8	2	1	0	0	22
Quintana	0-1	0-0	2-2	1	2	2	1	1	0	0	9
Graham	0-1	0-0	2-2	2	0	2	3	2	0	2	18
Carbone	2-5	1-2	0-0	3	0	5	2	1	0	0	12
Arfengo	0-1	0-1	0-0	1	0	0	0	0	0	0	3
Barker	3-5	1-1	0-0	2	2	7	3	0	0	2	22
Balman	5-7	0-0	0-0	5	1	10	1	3	2	1	19
<b>Totals</b>	<b>18-57</b>	<b>5-19</b>	<b>8-9</b>	<b>36</b>	<b>16</b>	<b>49</b>	<b>13</b>	<b>22</b>	<b>4</b>	<b>8</b>	<b>200</b>

Navy	FG	3FG	FT	R	F	TP	A	T	B	S	M
Clark	4-9	1-1	0-2	5	0	9	0	1	4	1	18
Dunham	6-10	3-3	0-0	6	2	15	3	2	0	2	21
Fenske	4-9	1-3	0-0	2	2	9	6	2	0	3	18
Roach	3-6	0-0	1-1	1	0	7	1	1	0	1	23
Gatzounas	1-4	0-1	0-0	6	2	2	3	2	0	0	22
Taylor	5-11	1-1	2-2	7	1	13	0	2	0	0	22
Hannibal	2-4	1-1	0-3	0	0	5	0	0	0	0	11
Jaunich	1-2	0-0	0-0	3	0	2	0	0	0	0	19
Bishop	2-3	0-0	0-0	2	1	4	1	0	0	0	16
Sanders	2-5	0-2	1-2	4	0	5	2	4	0	1	16
Braxton	0-0	0-0	0-0	0	2	0	0	0	0	1	5
Ulasewicz	1-4	0-0	0-0	4	2	2	0	2	0	0	9
<b>Totals</b>	<b>31-67</b>	<b>7-13</b>	<b>4-10</b>	<b>43</b>	<b>12</b>	<b>73</b>	<b>16</b>	<b>16</b>	<b>4</b>	<b>9</b>	<b>200</b>

	1	2	(H)	3	(3)	4	Tot
Monmouth (2-5)	7	7	(14)	11	(25)	24	49
Navy (7-0)	15	26	(41)	19	(60)	13	73

**Game #9**  
**Navy 76, Richmond 56**  
**Dec. 3; Annapolis, Md.**

Navy	FG	3FG	FT	R	F	TP	A	T	B	S	M
Clark	1-7	0-2	2-2	7	2	4	4	1	1	3	24
Dunham	6-14	3-10	2-3	6	3	17	5	4	1	2	33
Fenske	7-11	3-7	0-0	4	1	17	4	3	0	0	30
Roach	1-2	1-1	4-6	4	4	7	4	1	0	2	23
Gatzounas	2-5	0-1	5-8	10	4	9	0	1	0	0	29
Taylor	2-7	0-1	1-2	4	2	5	1	3	0	2	18
Jaunich	5-8	0-0	0-0	8	1	01	1	2	1	0	19
Bishop	0-3	0-1	0-0	1	1	0	0	0	0	0	9
Sanders	0-1	0-1	0-0	0	0	0	0	0	0	0	4
Ulasewicz	2-2	1-1	2-2	1	1	7	0	0	0	1	11
<b>Totals</b>	<b>26-60</b>	<b>8-25</b>	<b>16-23</b>	<b>48</b>	<b>19</b>	<b>76</b>	<b>19</b>	<b>16</b>	<b>3</b>	<b>10</b>	<b>200</b>

Richmond	FG	3FG	FT	R	F	TP	A	T	B	S	M
Hudalla	1-4	0-2	0-0	6	1	2	1	0	0	1	21
Duggan	0-1	0-0	1-2	2	2	1	1	1	0	0	18
Hatcher	2-7	0-2	0-0	0	3	4	0	3	0	0	11
Parson, M.	6-12	2-3	5-6	11	2	19	1	4	0	3	29
Parson, A.	4-20	1-8	1-2	4	2	10	2	1	0	1	35
Hinds-Clarke	0-1	0-0	1-2	3	4	1	0	1	0	0	11
Wiseman	0-1	0-0	0-0	2	2	0	0	1	2	1	9
Wike	4-7	0-0	0-0	6	1	8	0	0	0	0	13
Truestale	0-0	0-0	2-2	3	0	2	0	1	0	0	4
Cury	1-8	0-3	1-2	3	1	3	2	3	0	1	26
Fee	2-10	2-6	0-0	0	3	6	2	1	0	0	23
<b>Totals</b>	<b>20-71</b>	<b>5-24</b>	<b>11-16</b>	<b>44</b>	<b>21</b>	<b>56</b>	<b>9</b>	<b>16</b>	<b>2</b>	<b>7</b>	<b>200</b>

	1	2	(H)	3	(3)	4	Tot
Navy (9-0)	13	18	(31)	24	(55)	21	76
Richmond (5-6)	3	15	(18)	18	(36)	20	56

**Game #8**  
**Navy 88, Emory & Henry 57**  
**Dec. 3; Annapolis, Md.**

E&H	FG	3FG	FT	R	F	TP	A	T	B	S	M
Williams	1-4	1-2	0-0	3	2	3	6	5	0	2	23
Blevins	6-13	2-3	4-5	6	1	18	1	1	1	0	29
McKinney	5-9	1-3	0-0	8	2	11	5	3	1	2	27
Logan	0-3	0-1	0-0	1	1	0	1	5	0	1	15
Johnston	1-4	1-3	0-0	2	1	3	1	2	0	2	30
Harris	1-2	0-0	0-0	0	0	2	2	4	0	0	11
Cooper	0-0	0-0	1-2	1	0	1	2	3	0	0	18
Penn	1-5	0-1	0-0	5	0	2	0	5	0	0	8
Stafford	4-6	1-2	0-0	4	1	9	0	1	0	0	17
Vance	1-1	0-0	0-0	1	0	2	0	0	0	0	5
Salyer	0-1	0-1	0-0	0	0	0	0	1	0	0	5
Blackburn	3-3	0-0	0-0	2	1	6	1	1	0	0	12
<b>Totals</b>	<b>23-51</b>	<b>6-16</b>	<b>5-7</b>	<b>37</b>	<b>9</b>	<b>57</b>	<b>19</b>	<b>33</b>	<b>2</b>	<b>7</b>	<b>200</b>

Navy	FG	3FG	FT	R	F	TP	A	T	B	S	M
Clark	3-5	0-1	1-2	4	1	7	2	0	1	2	18
Dunham	4-9	2-7	2-2	1	1	12	5	3	0	1	22
Fenske	7-11	4-7	0-0	1	1	18	3	2	1	2	21
Roach	3-6	1-1	1-1	1	0	8	6	1	0	3	22
Gatzounas	3-4	0-1	0-0	8	1	6	1	1	0	3	20
Taylor	6-10	0-0	0-0	4	0	12	1	2	1	4	14
Hannibal	1-8	1-6	0-0	1	0	3	1	0	0	0	11
Jaunich	1-1	0-0	0-0	2	0	2	2	1	0	0	13
Phillips	1-1	0-0	1-2	0	2	3	0	0	0	1	7
Bishop	4-10	2-3	1-2	1	0	11	0	2	0	5	20
Sanders	0-7	0-7	0-0	1	0	0	2	0	0	0	13
Ulasewicz	2-5	2-4	0-0	2	1	6	3	0	0	0	19
<b>Totals</b>	<b>35-77</b>	<b>12-37</b>	<b>6-9</b>	<b>35</b>	<b>7</b>	<b>88</b>	<b>25</b>	<b>13</b>	<b>3</b>	<b>21</b>	<b>200</b>

	1	2	(H)	3	(3)	4	Tot
Emory & Henry (5-1)	12	14	(26)	21	(47)	10	57
Navy (8-0)	24	21	(45)	28	(73)	15	88

## Season and Career Highs

### #0 • Morgan Taylor

**Points**  
 S 24 11/26/17 St. Bonaventure  
 C 24 11/26/17 St. Bonaventure

#### Field Goals Made

S 9 11/26/17 St. Bonaventure  
 C 9 11/26/17 St. Bonaventure

#### 3-Point Field Goals Made

S 3 11/26/17 St. Bonaventure  
 C 3 11/26/17 St. Bonaventure

#### Free Throws Made

S 3 3x  
 C 5 12/7/16 Goucher

#### Rebounds

S 7 2x  
 C 7 2x

#### Assists

S 2 3x  
 C 2 4x

#### Blocks

S 1 12/3/17 Emory & Henry  
 C 1 12/3/17 Emory & Henry

#### Steals

S 4 12/3/17 Emory & Henry  
 C 4 2x

#### Minutes

S 26 2x  
 C 26 2x

### #3 • Cayla Hannibal

**Points**  
 S 5 2x

#### Field Goals Made

S 2 2x

#### 3-Point Field Goals Made

S 1 3x

#### Free Throws Made

S 0

#### Rebounds

S 2 11/26/17 St. Bonaventure

#### Assists

S 1 2x

#### Blocks

S 0

#### Steals

S 0

#### Minutes

S 11 12/3/17 Emory & Henry

### #10 • Laurel Jaunich

**Points**  
 S 10 12/6/17 at Richmond  
 C 15 2/15/17 Lehigh

#### Field Goals Made

S 5 12/6/17 at Richmond  
 C 7 2x

#### 3-Point Field Goals Made

S 1 11/25/17 North Dakota State  
 C 1 4x

#### Free Throws Made

S 0  
 C 1 3x

#### Rebounds

S 8 12/6/17 at Richmond  
 C 8 3x

#### Assists

S 1 4x  
 C 3 2x

#### Blocks

S 1 3x  
 C 2 2x

#### Steals

S 1 2x  
 C 2 3x

#### Minutes

S 24 11/12/17 Rider  
 C 30 11/29/16 at Air Force

### #12 • Sierra Swanda

**Points**  
 S 0

#### Field Goals Made

S 0

#### 3-Point Field Goals Made

S 0

#### Free Throws Made

S 0

#### Rebounds

S 0

#### Assists

S 0

#### Blocks

S 0

#### Steals

S 0

#### Minutes

S 0

### #1 • Taylor Dunham

**Points**  
 S 17 12/6/17 at Richmond  
 C 28 11/28/15 Colorado St. (2OT)

#### Field Goals Made

S 6 3x  
 C 10 2x

#### 3-Point Field Goals Made

S 4 2x  
 C 6 2x

#### Free Throws Made

S 6 11/12/17 Rider  
 C 7 11/29/14 Grand Canyon

#### Rebounds

S 6 2x  
 C 9 3/17/17 at Geo. Wash. (OT)

#### Assists

S 7 11/17/17 Norfolk State  
 C 7 11/17/17 Norfolk State

#### Blocks

S 1 12/6/17 at Richmond  
 C 1 4x

#### Steals

S 3 2x  
 C 4 1/17/15 at Colgate

#### Minutes

S 28 11/10/17 at Marist  
 C 46 11/28/15 Colorado State (2OT)

### #4 • Victoria Coleman

**Points**  
 S 0

#### Field Goals Made

S 0

#### 3-Point Field Goals Made

S 0

#### Free Throws Made

S 0

#### Rebounds

S 0

#### Assists

S 0

#### Blocks

S 0

#### Steals

S 0

#### Minutes

S 0

### #11 • Kaila Clark

**Points**  
 S 15 11/22/17 Air Force  
 C 15 11/22/17 Air Force

#### Field Goals Made

S 5 11/10/17 at Marist  
 C 5 4x

#### 3-Point Field Goals Made

S 1 3x  
 C 2 2x

#### Free Throws Made

S 6 11/22/17 Air Force  
 C 6 11/22/17 Air Force

#### Rebounds

S 17 11/25/17 North Dakota State  
 C 17 11/25/17 North Dakota State

#### Assists

S 4 12/6/17 at Richmond  
 C 4 12/6/17 at Richmond

#### Blocks

S 7 11/25/17 North Dakota State  
 C 7 2x

#### Steals

S 3 12/6/17 at Richmond  
 C 5 2x

#### Minutes

S 28 3x  
 C 38 3/17/17 at Geo. Wash (OT)

### #13 • Hannah Fenske

**Points**  
 S 22 11/10/17 at Marist  
 C 22 11/10/17 at Marist

#### Field Goals Made

S 7 3x  
 C 7 3x

#### 3-Point Field Goals Made

S 5 2x  
 C 5 2x

#### Free Throws Made

S 3 11/10/17 at Marist  
 C 4 2/2/17 Boston U.

#### Rebounds

S 8 2x  
 C 8 4x

#### Assists

S 6 11/30/17 Monmouth  
 C 7 1/11/17 Loyola

#### Blocks

S 1 2x  
 C 1 8x

#### Steals

S 3 3x  
 C 5 2/8/17 at Loyola

#### Minutes

S 30 12/6/17 at Richmond  
 C 38 1/14/15 Bucknell (OT)

## Season and Career Highs

### #15 • Bianca Roach

**Points**  
S 8 2x  
C 12 11/24/15 Elon (2OT)

**Field Goals Made**  
S 3 2x  
C 4 12/21/15 Air Force

**3-Point Field Goals Made**  
S 1 12/3/17 Emory & Henry  
C 1 9x

**Free Throws Made**  
S 4 2x  
C 6 11/24/15 Elon (2OT)

**Rebounds**  
S 7 11/22/17 Air Force  
C 7 11/22/17 Air Force

**Assists**  
S 6 12/3/17 Emory & Henry  
C 7 12/2/15 LIU Brooklyn (OT)

**Blocks**  
S 1 11/22/17 Air Force  
C 2 2x

**Steals**  
S 3 12/3/17 Emory & Henry  
C 3 9x

**Minutes**  
S 29 11/22/17 Air Force  
C 40 12/2/15 LIU Brooklyn (OT)

### #21 • Jasmine Bishop

**Points**  
S 11 12/3/17 Emory & Henry

**Field Goals Made**  
S 4 12/3/17 Emory & Henry

**3-Point Field Goals Made**  
S 2 12/3/17 Emory & Henry

**Free Throws Made**  
S 1 2x

**Rebounds**  
S 3 11/12/17 Rider

**Assists**  
S 1 4x

**Blocks**  
S 0

**Steals**  
S 5 12/3/17 Emory & Henry

**Minutes**  
S 20 2x

### #30 • Montana Braxton

**Points**  
S 2 11/25/17 North Dakota State

**Field Goals Made**  
S 1 11/25/17 North Dakota State

**3-Point Field Goals Made**  
S 0

**Free Throws Made**  
S 0

**Rebounds**  
S 1 11/26/17 St. Bonaventure

**Assists**  
S 0

**Blocks**  
S 0

**Steals**  
S 1 11/30/17 Monmouth

**Minutes**  
S 5 2x

### #34 • Grace Sheehan

**Points**  
S 0

**Field Goals Made**  
S 0

**3-Point Field Goals Made**  
S 0

**Free Throws Made**  
S 0

**Rebounds**  
S 0

**Assists**  
S 0

**Blocks**  
S 0

**Steals**  
S 0

**Minutes**  
S 0

### #20 • Maggie Phillips

**Points**  
S 3 12/3/17 Emory & Henry

**Field Goals Made**  
S 1 12/3/17 Emory & Henry

**3-Point Field Goals Made**  
S 0

**Free Throws Made**  
S 1 12/3/17 Emory & Henry

**Rebounds**  
S 0

**Assists**  
S 0

**Blocks**  
S 0

**Steals**  
S 1 12/3/17 Emory & Henry

**Minutes**  
S 7 12/3/17 Emory & Henry

### #23 • Molly Sanders

**Points**  
S 10 11/10/17 at Marist  
C 20 12/3/16 Cleveland State

**Field Goals Made**  
S 3 11/10/17 at Marist  
C 7 12/3/16 Cleveland State

**3-Point Field Goals Made**  
S 3 11/10/17 at Marist  
C 6 12/3/16 Cleveland State

**Free Throws Made**  
S 2 2x  
C 4 1/28/17 at Holy Cross

**Rebounds**  
S 4 4x  
C 6 1/28/17 at Holy Cross

**Assists**  
S 8 11/26/17 St. Bonaventure  
C 8 11/26/17 St. Bonaventure

**Blocks**  
S 1 11/12/17 Rider  
C 1 11/10/17 at Marist

**Steals**  
S 3 11/26/17 St. Bonaventure  
C 3 3x

**Minutes**  
S 24 11/22/17 Air Force  
C 25 1/28/17 at Holy Cross

### #33 • Sophie Gatzounas

**Points**  
S 20 11/12/17 Rider

**Field Goals Made**  
S 9 11/12/17 Rider

**3-Point Field Goals Made**  
S 2 11/12/17 Rider

**Free Throws Made**  
S 5 2x

**Rebounds**  
S 11 11/12/17 Rider

**Assists**  
S 3 2x

**Blocks**  
S 0

**Steals**  
S 3 12/3/17 Emory & Henry

**Minutes**  
S 29 12/6/17 at Richmond

### #55 • Mary Kate Ulasewicz

**Points**  
S 7 2x  
C 7 3x

**Field Goals Made**  
S 3 11/22/17 Air Force  
C 3 2x

**3-Point Field Goals Made**  
S 2 12/3/17 Emory & Henry  
C 2 12/3/17 Emory & Henry

**Free Throws Made**  
S 2 12/6/17 at Richmond  
C 2 2x

**Rebounds**  
S 4 2x  
C 4 2x

**Assists**  
S 3 2x  
C 6 12/7/16 Goucher

**Blocks**  
S 0  
C 0

**Steals**  
S 1 5x  
C 2 2x

**Minutes**  
S 19 12/3/17 Emory & Henry  
C 21 12/7/16 Goucher

**#0 • Morgan Taylor 2017-18 Game-by-Game Statistics**

	GS	MP	FG-A	Pct	3P-A	Pct	FT-A	Pct	O-D-T	PF	A	T	B	S	TP
at Marist	0	26	5-8	.625	1-3	.333	2-2	100.	2-3-5	3	2	1	0	2	13
Rider	0	12	2-4	.500	1-2	.500	0-0	.000	0-5-5	3	2	2	0	2	12
Norfolk State	0	25	4-8	.500	0-2	.000	3-4	.750	0-5-5	2	0	3	0	1	11
Air Force	0	14	2-5	.400	1-1	100.	0-0	.000	0-2-2	2	1	0	0	2	5
N. Dakota St.	0	26	6-12	.500	2-5	.400	3-4	.750	1-6-7	1	2	0	0	1	17
St. Bonaventure	0	22	9-11	.818	3-3	100.	3-4	.750	2-4-6	4	1	1	0	2	24
Monmouth	0	22	5-11	.455	1-1	100.	2-2	100.	3-4-7	1	0	2	0	0	13
Emory & Henry	0	14	6-10	.600	0-0	.000	0-0	.000	1-3-4	0	1	2	1	4	12
at Richmond	0	18	2-7	.286	0-1	.000	1-2	.500	2-2-4	2	1	3	0	2	5

**#3 • Cayla Hannibal 2017-18 Game-by-Game Statistics**

	GS	MP	FG-A	Pct	3P-A	Pct	FT-A	Pct	O-D-T	PF	A	T	B	S	TP
at Marist															
Rider	0	5	0-2	.000	0-2	.000	0-0	.000	0-1-1	0	0	3	0	0	0
Norfolk State															
Air Force															
N. Dakota St.															
St. Bonaventure	0	10	2-3	.667	1-2	.500	0-0	.000	0-2-2	0	1	2	0	0	5
Monmouth	0	11	2-4	.500	1-2	.500	0-3	.000	0-0-0	0	0	0	0	0	5
Emory & Henry	0	11	1-8	.125	1-6	.167	0-0	.000	1-0-1	0	1	0	0	0	3
at Richmond															

**#1 • Taylor Dunham 2017-18 Game-by-Game Statistics**

	GS	MP	FG-A	Pct	3P-A	Pct	FT-A	Pct	O-D-T	PF	A	T	B	S	TP
at Marist	1	32	6-13	.462	1-5	.200	0-0	.000	0-1-1	4	5	1	0	1	13
Rider	1	24	3-10	.300	1-6	.167	6-8	.750	0-0-0	1	0	3	0	0	13
Norfolk State	1	22	2-9	.222	1-6	.167	3-5	.600	1-0-1	0	7	1	0	3	8
Air Force	1	23	5-7	.714	2-3	.667	2-4	.500	0-3-3	4	3	3	0	3	14
N. Dakota St.	1	24	4-14	.286	4-12	.333	4-6	.667	1-4-5	0	3	1	0	0	16
St. Bonaventure	1	21	4-9	.444	4-8	.500	0-0	.000	0-2-2	0	3	2	0	1	12
Monmouth	1	21	6-10	.600	3-3	100.	0-0	.000	3-3-6	2	3	2	0	2	15
Emory & Henry	1	22	4-9	.444	2-7	.286	2-2	100.	0-1-1	1	5	3	0	1	12
at Richmond	1	33	6-14	.429	3-10	.300	2-3	.667	0-6-6	3	5	4	1	2	17

**#4 • Victoria Coleman 2017-18 Game-by-Game Statistics**

	GS	MP	FG-A	Pct	3P-A	Pct	FT-A	Pct	O-D-T	PF	A	T	B	S	TP
at Marist															
Rider															
Norfolk State															
Air Force															
N. Dakota St.															
St. Bonaventure															
Monmouth															
Emory & Henry															
at Richmond															

### #10 • Laurel Jaunich 2017-18 Game-by-Game Statistics

	GS	MP	FG-A	Pct	3P-A	Pct	FT-A	Pct	O-D-T	PF	A	T	B	S	TP
at Marist	0	26	5-8	.625	1-3	.333	2-2	100.	2-3-5	3	2	1	0	2	13
Rider	0	12	2-4	.500	1-2	.500	0-0	.000	0-5-5	3	2	2	0	2	12
Norfolk State	0	13	2-5	.400	0-0	.000	0-0	.000	1-0-1	3	1	1	1	0	4
Air Force	0	10	1-2	.500	0-0	.000	0-0	.000	0-0-0	1	1	2	0	1	2
N. Dakota St.	0	9	1-2	.500	1-1	100.	0-0	.000	0-1-1	0	0	0	0	0	3
St. Bonaventure	0	8	2-2	100.	0-0	.000	0-0	.000	0-1-1	0	0	0	1	0	4
Monmouth	0	19	1-2	.500	0-0	.000	0-0	.000	0-3-3	0	0	0	0	0	2
Emory & Henry	0	13	1-1	100.	0-0	.000	0-0	.000	2-0-2	0	1	2	0	0	2
at Richmond	0	19	5-8	.625	0-0	.000	0-0	.000	2-6-8	1	1	2	1	0	10

### #12 • Sierra Swanda 2017-18 Game-by-Game Statistics

	GS	MP	FG-A	Pct	3P-A	Pct	FT-A	Pct	O-D-T	PF	A	T	B	S	TP
at Marist															DND-injured
Rider															DND-injured
Norfolk State															DND-injured
Air Force															DND-injured
N. Dakota St.															DND-injured
St. Bonaventure															DND-injured
Monmouth															DND-injured
Emory & Henry															DND-injured
at Richmond															DND-injured

### #11 • Kayla Clark 2017-18 Game-by-Game Statistics

	GS	MP	FG-A	Pct	3P-A	Pct	FT-A	Pct	O-D-T	PF	A	T	B	S	TP
at Marist	1	28	5-10	.500	0-2	.000	1-2	.500	1-10-11	4	0	1	0	1	11
Rider	1	21	2-6	.333	0-2	.000	1-2	.500	3-8-11	1	0	1	2	0	5
Norfolk State	1	23	3-8	.375	1-1	100.	1-1	100.	3-7-10	2	3	0	2	2	8
Air Force	1	28	4-8	.500	1-1	100.	6-6	100.	1-6-7	4	1	2	2	2	15
N. Dakota St.	1	28	3-9	.333	0-0	.000	2-2	100.	7-10-17	4	3	1	7	1	8
St. Bonaventure	1	21	4-5	.800	0-0	.000	1-1	100.	0-8-8	1	1	2	1	2	9
Monmouth	1	18	4-9	.444	1-1	100.	0-2	.000	1-4-5	0	0	1	4	1	9
Emory & Henry	1	18	3-5	.600	0-1	.000	1-2	.500	2-2-4	1	2	0	1	2	7
at Richmond	1	24	1-7	.143	0-2	.000	2-2	100	2-5-7	2	4	1	1	3	4

### #13 • Hannah Fenske 2017-18 Game-by-Game Statistics

	GS	MP	FG-A	Pct	3P-A	Pct	FT-A	Pct	O-D-T	PF	A	T	B	S	TP
at Marist	1	29	7-11	.636	5-7	.714	3-4	.750	0-8-8	4	3	3	1	3	22
Rider	1	25	4-10	.400	1-4	.250	1-2	.500	1-7-8	0	2	1	0	0	10
Norfolk State	1	25	5-10	.500	5-8	.625	0-0	.000	0-3-3	0	3	0	0	0	15
Air Force	1	21	2-8	.250	0-3	.000	0-0	.000	1-0-1	0	4	0	0	3	4
N. Dakota St.	1	27	5-11	.455	2-5	.400	0-0	.000	4-2-6	2	2	4	0	2	12
St. Bonaventure	1	17	3-6	.500	3-6	.500	0-0	.000	1-3-4	2	2	1	0	1	9
Monmouth	1	18	4-9	.444	1-3	.333	0-0	.000	0-2-2	2	6	2	0	3	9
Emory & Henry	1	21	7-11	.636	4-7	.571	0-0	.000	0-1-1	1	3	2	1	2	18
at Richmond	1	30	7-11	.636	3-7	.429	0-0	.000	1-3-4	1	4	3	0	0	17



**#15 • Bianca Roach 2017-18 Game-by-Game Statistics**

	GS	MP	FG-A	Pct	3P-A	Pct	FT-A	Pct	O-D-T	PF	A	T	B	S	TP
at Marist	1	25	2-10	.200	0-2	.000	0-0	.000	2-0-2	2	4	1	0	1	4
Rider	1	23	1-4	.250	0-1	.000	3-4	.750	2-0-2	2	1	5	0	1	5
Norfolk State	1	25	2-7	.286	0-2	.000	0-0	.000	2-1-3	4	1	0	0	2	4
Air Force	1	29	2-9	.222	0-2	.000	4-6	.667	2-5-7	1	2	5	1	1	8
N. Dakota St.	1	21	2-5	.400	0-0	.000	0-0	.000	2-3-5	0	0	3	0	0	4
St. Bonaventure	1	12	0-3	.000	0-0	.000	0-0	.000	1-1-2	1	2	1	0	1	0
Monmouth	1	23	3-6	.500	0-0	.000	1-1	100.	0-1-1	0	1	1	0	1	7
Emory & Henry	1	22	3-6	.500	1-1	100.	1-1	100.	1-0-1	0	6	1	0	3	8
at Richmond	1	23	1-2	.500	1-1	100.	4-6	.667	1-3-4	4	4	1	0	2	7

**#21 • Jasmine Bishop 2017-18 Game-by-Game Statistics**

	GS	MP	FG-A	Pct	3P-A	Pct	FT-A	Pct	O-D-T	PF	A	T	B	S	TP
at Marist	0	7	1-2	.500	0-0	.000	0-0	.000	2-0-2	1	0	0	0	0	2
Rider	0	13	1-3	.333	0-0	.000	0-0	.000	2-1-3	3	0	0	0	0	2
Norfolk State	0	17	2-4	.500	0-0	.000	1-3	.333	1-1-2	1	0	1	0	1	5
Air Force	0	19	1-2	.500	0-0	.000	0-0	.000	1-1-2	3	1	2	0	0	2
N. Dakota St.	0	8	0-3	.000	0-1	.000	0-0	.000	0-2-2	1	1	0	0	0	0
St. Bonaventure	0	20	2-5	.400	0-3	.000	0-0	.000	1-1-2	1	1	3	0	0	4
Monmouth	0	16	2-3	.667	0-0	.000	0-0	.000	1-1-2	1	1	0	0	0	4
Emory & Henry	0	20	4-10	.400	2-3	.667	1-2	.500	1-0-1	0	0	2	0	5	11
at Richmond	0	9	0-3	.000	0-1	.000	0-0	.000	1-0-1	1	0	1	0	0	0

**#20 • Maggie Phillips 2017-18 Game-by-Game Statistics**

	GS	MP	FG-A	Pct	3P-A	Pct	FT-A	Pct	O-D-T	PF	A	T	B	S	TP
at Marist															
Rider															
Norfolk State															
Air Force															
N. Dakota St.															
St. Bonaventure															
Monmouth															
Emory & Henry	0	7	1-1	100.	0-0	.000	1-2	.500	0-0-0	2	0	0	0	1	3
at Richmond															

**#23 • Molly Sanders 2017-18 Game-by-Game Statistics**

	GS	MP	FG-A	Pct	3P-A	Pct	FT-A	Pct	O-D-T	PF	A	T	B	S	TP
at Marist	0	20	3-8	.375	3-6	.500	1-2	.500	0-2-2	0	0	2	0	0	10
Rider	0	18	1-6	.167	1-5	.200	0-0	.000	0-2-2	1	4	1	1	2	3
Norfolk State	0	20	2-6	.333	1-5	.200	2-4	.500	0-4-4	1	2	0	0	0	7
Air Force	0	24	2-5	.400	2-4	.500	2-2	100.	0-1-1	1	4	4	0	1	8
N. Dakota St.	0	18	0-5	.000	0-5	.000	0-0	.000	0-4-4	0	0	0	0	0	0
St. Bonaventure	0	20	2-8	.250	2-8	.250	1-2	.500	0-4-4	1	8	3	0	3	7
Monmouth	0	16	2-5	.400	0-2	.000	1-2	.500	0-4-4	0	2	4	0	1	5
Emory & Henry	0	13	0-7	.000	0-7	.000	0-0	.000	0-1-1	0	2	0	0	0	0
at Richmond	0	4	0-1	.000	0-1	.000	0-0	.000	0-0-0	0	0	0	0	0	0

### #30 • Montana Braxton 2017-18 Game-by-Game Statistics

	GS	MP	FG-A	Pct	3P-A	Pct	FT-A	Pct	O-D-T	PF	A	T	B	S	TP
at Marist															
Rider															
Norfolk State															
Air Force															
N. Dakota St.	0	3	1-2	.500	0-0	.000	0-0	.000	0-0-0	1	0	0	0	0	2
St. Bonaventure	0	5	0-0	.000	0-0	.000	0-0	.000	0-1-1	0	0	1	0	0	0
Monmouth	0	5	0-0	.000	0-0	.000	0-0	.000	0-0-0	2	0	0	0	1	0
Emory & Henry															
at Richmond															

### #34 • Grace Sheehan 2017-18 Game-by-Game Statistics

	GS	MP	FG-A	Pct	3P-A	Pct	FT-A	Pct	O-D-T	PF	A	T	B	S	TP
at Marist															
Rider															
Norfolk State															
Air Force															
N. Dakota St.															
St. Bonaventure															
Monmouth															
Emory & Henry															
at Richmond															

### #33 • Sophie Gatzounas 2017-18 Game-by-Game Statistics

	GS	MP	FG-A	Pct	3P-A	Pct	FT-A	Pct	O-D-T	PF	A	T	B	S	TP
at Marist	1	17	1-2	.500	0-1	.000	0-0	.000	0-1-1	1	0	1	0	0	2
Rider	1	24	9-13	.692	2-3	.667	0-0	.000	5-6-11	2	0	0	0	0	20
Norfolk State	1	23	4-13	.308	0-3	.000	0-0	.000	2-3-5	3	2	3	0	1	8
Air Force	1	19	2-4	.500	2-3	.667	0-0	.000	0-4-4	1-0	0	2	0	1	6
N. Dakota St.	1	27	2-7	.286	0-2	.000	1-2	.500	4-2-6	3	3	2	1	2	5
St. Bonaventure	1	26	2-9	.222	0-2	.000	5-6	.833	4-2-6	3	2	1	0	2	9
Monmouth	1	22	1-4	.250	0-1	.000	0-0	.000	1-5-6	2	3	2	0	0	2
Emory & Henry	1	20	3-4	.750	0-1	.000	0-0	.000	3-5-8	1	1	1	0	3	6
at Richmond	1	29	2-5	.400	0-1	.000	5-8	.625	2-8-10	4	0	1	0	0	9

### #55 • Mary Kate Ulasewicz 2017-18 Game-by-Game Statistics

	GS	MP	FG-A	Pct	3P-A	Pct	FT-A	Pct	O-D-T	PF	A	T	B	S	TP
at Marist	0	1	0-0	.000	0-0	.000	0-0	.000	0-0-0	0	0	0	0	1	0
Rider	0	11	0-2	.000	0-1	.000	0-0	.000	0-1-1	1	3	1	0	1	0
Norfolk State	0	7	0-1	.000	0-0	.000	0-0	.000	0-2-2	0	1	1	0	0	0
Air Force	0	13	3-4	.750	1-1	100.	0-0	.000	0-0-0	1	1	1	0	1	7
N. Dakota St.	0	9	0-2	.000	0-1	.000	0-0	.000	0-0-0	0	1	0	0	1	0
St. Bonaventure	0	18	1-2	.500	0-1	.000	1-2	.500	1-3-4	2	0	0	0	1	3
Monmouth	0	9	1-4	.250	0-0	.000	0-0	.000	1-3-4	2	0	2	0	0	2
Emory & Henry	0	19	2-5	.400	2-4	.500	0-0	.000	1-1-2	1	3	0	0	0	6
at Richmond	0	11	2-2	100.	1-1	100.	2-2	100.	0-1-1	1	0	0	0	1	7

## Individual Career History

### Bishop, Jasmine

Season	gp-gs	min/avg	Total		3-Point		F-Throws		Rebounds				Scoring							
			fg-fga	pct	fg-fga	pct	ft-fta	pct	off	def	tot	avg	pf	fo	ast	to	blk	stl	pts	avg
2017-18	9-0	129/14.3	13-35	.371	2-8	.250	2-5	.400	10	7	17	1.9	12	0	4	9	0	6	30	3.3
TOTAL	9-0	129/14.3	13-35	.371	2-8	.250	2-5	.400	10	7	17	1.9	12	0	4	9	0	6	30	3.3

### Braxton, Montana

Season	gp-gs	min/avg	Total		3-Point		F-Throws		Rebounds				Scoring							
			fg-fga	pct	fg-fga	pct	ft-fta	pct	off	def	tot	avg	pf	fo	ast	to	blk	stl	pts	avg
2017-18	3-0	13/4.3	1-2	.500	0-0	.000	0-0	.000	0	1	1	0.3	3	0	0	1	0	1	2	0.7
TOTAL	3-0	13/4.3	1-2	.500	0-0	.000	0-0	.000	0	1	1	0.3	3	0	0	1	0	1	2	0.7

### Clark, Kaila

Season	gp-gs	min/avg	Total		3-Point		F-Throws		Rebounds				Scoring							
			fg-fga	pct	fg-fga	pct	ft-fta	pct	off	def	tot	avg	pf	fo	ast	to	blk	stl	pts	avg
2016-17	34-23	718/21.1	74-187	.396	5-12	.417	23-40	.575	64	108	172	5.1	99	7	20	35	59	58	176	5.2
2017-18	9-9	209/23.2	29-67	.433	3-10	.300	15-20	.750	20	60	80	8.9	19	0	14	9	20	14	76	8.4
TOTAL	43-32	927/21.6	103-254	.406	8-22	.364	38-60	.633	84	168	252	5.9	118	7	34	44	79	72	252	5.9

### Coleman, Victoria

### Dunham, Taylor

Season	gp-gs	min/avg	Total		3-Point		F-Throws		Rebounds				Scoring							
			fg-fga	pct	fg-fga	pct	ft-fta	pct	off	def	tot	avg	pf	fo	ast	to	blk	stl	pts	avg
2014-15	27-11	532/19.7	76-225	.338	35-119	.294	50-70	.714	14	37	51	1.9	28	0	51	46	0	22	237	8.8
2015-16	27-20	629/23.3	95-271	.351	47-154	.305	19-32	.594	18	61	79	2.9	43	0	53	51	0	20	256	9.5
2016-17	34-34	855/25.1	125-323	.387	61-197	.310	33-61	.541	11	65	76	2.2	65	1	112	73	3	29	344	10.1
2017-18	9-9	222/24.7	40-95	.421	21-60	.350	19-28	.679	5	20	25	2.8	15	0	34	20	1	13	120	13.3
TOTAL	97-74	2238/23.1	336-914	.368	164-530	.309	121-191	.634	48	183	231	2.4	151	1	250	190	4	84	957	9.9

### Fenske, Hannah

Season	gp-gs	min/avg	Total		3-Point		F-Throws		Rebounds				Scoring							
			fg-fga	pct	fg-fga	pct	ft-fta	pct	off	def	tot	avg	pf	fo	ast	to	blk	stl	pts	avg
2014-15	31-27	707/22.8	56-157	.357	21-80	.263	12-18	.667	17	80	97	3.1	26	0	87	60	2	24	145	4.7
2016-17	34-33	841/24.7	92-224	.411	56-136	.412	20-38	.526	15	101	116	3.4	34	0	109	66	5	36	260	7.6
2017-18	9-9	213/23.7	44-87	.506	24-50	.480	4-6	.667	8	29	37	4.1	12	0	29	16	2	14	116	12.9
TOTAL	74-69	1761/23.8	192-468	.410	101-266	.380	36-62	.581	40	210	250	3.4	72	0	225	142	9	74	521	7.0

### Gatzounas, Sophie

Season	gp-gs	min/avg	Total		3-Point		F-Throws		Rebounds				Scoring							
			fg-fga	pct	fg-fga	pct	ft-fta	pct	off	def	tot	avg	pf	fo	ast	to	blk	stl	pts	avg
2017-18	9-9	207/23.0	26-61	.426	4-17	.235	11-16	.688	21	36	57	6.3	20	0	11	13	1	9	67	7.4
TOTAL	9-9	207/23.0	26-61	.426	4-17	.235	11-16	.688	21	36	57	6.3	20	0	11	13	1	9	67	7.4

### Hannibal, Cayla

Season	gp-gs	min/avg	Total		3-Point		F-Throws		Rebounds				Scoring							
			fg-fga	pct	fg-fga	pct	ft-fta	pct	off	def	tot	avg	pf	fo	ast	to	blk	stl	pts	avg
2017-18	4-0	37/9.3	5-17	.294	3-12	.250	0-3	.000	1	3	4	1.0	0	0	2	5	0	0	13	3.3
TOTAL	4-0	37/9.3	5-17	.294	3-12	.250	0-3	.000	1	3	4	1.0	0	0	2	5	0	0	13	3.3

## Individual Career History

### Jaunich, Laurel

Season	gp-gs	min/avg	Total		3-Point		F-Throws		Rebounds				Scoring							
			fg-fga	pct	fg-fga	pct	ft-fta	pct	off	def	tot	avg	pf	fo	ast	to	blk	stl	pts	avg
2016-17	34-11	621/18.3	79-157	.503	4-10	.400	3-10	.300	36	61	97	2.9	39	0	23	26	15	15	165	4.9
2017-18	9-0	130/14.4	13-26	.500	1-1	1.000	0-0	.000	6	13	19	2.1	6	0	4	8	3	2	27	3.0
TOTAL	43-11	751/17.5	92-183	.503	5-11	.455	3-10	.300	42	74	116	2.7	45	0	27	34	18	17	192	4.5

### Phillips, Maggie

Season	gp-gs	min/avg	Total		3-Point		F-Throws		Rebounds				Scoring							
			fg-fga	pct	fg-fga	pct	ft-fta	pct	off	def	tot	avg	pf	fo	ast	to	blk	stl	pts	avg
2017-18	1-0	7/7.0	1-1	1.000	0-0	.000	1-2	.500	0	0	0	0.0	2	0	0	0	0	1	3	3.0
TOTAL	1-0	7/7.0	1-1	1.000	0-0	.000	1-2	.500	0	0	0	0.0	2	0	0	0	0	1	3	3.0

### Roach, Bianca

Season	gp-gs	min/avg	Total		3-Point		F-Throws		Rebounds				Scoring							
			fg-fga	pct	fg-fga	pct	ft-fta	pct	off	def	tot	avg	pf	fo	ast	to	blk	stl	pts	avg
2015-16	27-2	458/17.0	30-101	.297	6-26	.231	27-38	.711	18	21	39	1.4	34	0	26	32	2	23	93	3.4
2016-17	34-0	584/17.2	33-118	.280	4-25	.160	29-42	.690	21	25	46	1.4	52	1	25	39	11	35	99	2.9
2017-18	9-9	203/22.6	16-52	.308	2-9	.222	13-18	.722	13	14	27	3.0	14	0	21	18	1	12	47	5.2
TOTAL	70-11	1245/17.8	79-271	.292	12-60	.200	69-98	.704	52	60	112	1.6	100	1	72	89	14	70	239	3.4

### Sanders, Molly

Season	gp-gs	min/avg	Total		3-Point		F-Throws		Rebounds				Scoring							
			fg-fga	pct	fg-fga	pct	ft-fta	pct	off	def	tot	avg	pf	fo	ast	to	blk	stl	pts	avg
2015-16	21-0	244/11.6	26-87	.299	17-63	.270	5-12	.417	0	29	29	1.4	14	0	28	19	0	11	74	3.5
2016-17	34-0	448/13.2	49-166	.295	35-120	.292	14-22	.636	7	61	68	2.0	17	0	35	40	0	23	147	4.3
2017-18	9-0	153/17.0	12-51	.235	9-43	.209	7-12	.583	0	22	22	2.4	4	0	22	14	1	7	40	4.4
TOTAL	64-0	845/13.2	87-304	.286	61-226	.270	26-46	.565	7	112	119	1.9	35	0	85	73	1	41	261	4.1

### Sheehan, Grace

### Swanda, Sierra

### Taylor, Morgan

Season	gp-gs	min/avg	Total		3-Point		F-Throws		Rebounds				Scoring							
			fg-fga	pct	fg-fga	pct	ft-fta	pct	off	def	tot	avg	pf	fo	ast	to	blk	stl	pts	avg
2016-17	13-0	80/6.2	17-32	.531	2-5	.400	8-14	.571	2	15	17	1.3	12	0	4	8	1	5	44	3.4
2017-18	9-0	179/19.9	41-76	.539	9-18	.500	14-18	.778	11	34	45	5.0	18	0	10	14	1	16	105	11.7
TOTAL	22-0	259/11.8	58-108	.537	11-23	.478	22-32	.688	13	49	62	2.8	30	0	14	22	2	21	149	6.8

### Ulasewicz, Mary Kate

Season	gp-gs	min/avg	Total		3-Point		F-Throws		Rebounds				Scoring							
			fg-fga	pct	fg-fga	pct	ft-fta	pct	off	def	tot	avg	pf	fo	ast	to	blk	stl	pts	avg
2016-17	7-0	61/8.7	9-19	.474	1-3	.333	2-2	1.000	3	7	10	1.4	3	0	7	7	0	5	21	3.0
2017-18	9-0	98/10.9	9-22	.409	4-9	.444	3-4	.750	3	11	14	1.6	8	0	9	5	0	6	25	2.8
TOTAL	16-0	159/9.9	18-41	.439	5-12	.417	5-6	.833	6	18	24	1.5	11	0	16	12	0	11	46	2.9

The Automated ScoreBook  
Navy Season/Career Statistics (as of Dec 06, 2017)  
All games

SEASON STATISTICS

CAREER STATISTICS

SUMMARY	gp-gs	min/g	fg%	3fg%	ft%	r/g	a/g	stl	blk	pts/g	gp-gs	min/g	fg%	3fg%	ft%	r/g	a/g	stl	blk	pts/g
Dunham, Taylor	9-9	24.7	.421	.350	.679	2.8	3.8	13	1	13.3	97-74	23.1	.368	.309	.634	2.4	2.6	84	4	9.9
Fenske, Hannah	9-9	23.7	.506	.480	.667	4.1	3.2	14	2	12.9	74-69	23.8	.410	.380	.581	3.4	3.0	74	9	7.0
Taylor, Morgan	9-0	19.9	.539	.500	.778	5.0	1.1	16	1	11.7	22-0	11.8	.537	.478	.688	2.8	0.6	21	2	6.8
Clark, Kaila	9-9	23.2	.433	.300	.750	8.9	1.6	14	20	8.4	43-32	21.6	.406	.364	.633	5.9	0.8	72	79	5.9
Gatzounas, Sophie	9-9	23.0	.426	.235	.688	6.3	1.2	9	1	7.4	9-9	23.0	.426	.235	.688	6.3	1.2	9	1	7.4
Roach, Bianca	9-9	22.6	.308	.222	.722	3.0	2.3	12	1	5.2	70-11	17.8	.292	.200	.704	1.6	1.0	70	14	3.4
Sanders, Molly	9-0	17.0	.235	.209	.583	2.4	2.4	7	1	4.4	64-0	13.2	.286	.270	.565	1.9	1.3	41	1	4.1
Bishop, Jasmine	9-0	14.3	.371	.250	.400	1.9	0.4	6	0	3.3	9-0	14.3	.371	.250	.400	1.9	0.4	6	0	3.3
Hannibal, Cayla	4-0	9.3	.294	.250	.000	1.0	0.5	0	0	3.3	4-0	9.3	.294	.250	.000	1.0	0.5	0	0	3.3
Jaunich, Laurel	9-0	14.4	.500	1.000	.000	2.1	0.4	2	3	3.0	43-11	17.5	.503	.455	.300	2.7	0.6	17	18	4.5
Phillips, Maggie	1-0	7.0	1.000	.000	.500	0.0	0.0	1	0	3.0	1-0	7.0	1.000	.000	.500	0.0	0.0	1	0	3.0
Ulasewicz, Mary Kate	9-0	10.9	.409	.444	.750	1.6	1.0	6	0	2.8	16-0	9.9	.439	.417	.833	1.5	1.0	11	0	2.9
Braxton, Montana	3-0	4.3	.500	.000	.000	0.3	0.0	1	0	0.7	3-0	4.3	.500	.000	.000	0.3	0.0	1	0	0.7

SCORING	fg-fga	fg%	3fg-fga	3fg%	ft-fta	ft%	pts	pts/g	fg-fga	fg%	3fg-fga	3fg%	ft-fta	ft%	pts	pts/g
Dunham, Taylor	40-95	.421	21-60	.350	19-28	.679	120	13.3	336-914	.368	164-530	.309	121-191	.634	957	9.9
Fenske, Hannah	44-87	.506	24-50	.480	4-6	.667	116	12.9	192-468	.410	101-266	.380	36-62	.581	521	7.0
Taylor, Morgan	41-76	.539	9-18	.500	14-18	.778	105	11.7	58-108	.537	11-23	.478	22-32	.688	149	6.8
Clark, Kaila	29-67	.433	3-10	.300	15-20	.750	76	8.4	103-254	.406	8-22	.364	38-60	.633	252	5.9
Gatzounas, Sophie	26-61	.426	4-17	.235	11-16	.688	67	7.4	26-61	.426	4-17	.235	11-16	.688	67	7.4
Roach, Bianca	16-52	.308	2-9	.222	13-18	.722	47	5.2	79-271	.292	12-60	.200	69-98	.704	239	3.4
Sanders, Molly	12-51	.235	9-43	.209	7-12	.583	40	4.4	87-304	.286	61-226	.270	26-46	.565	261	4.1
Bishop, Jasmine	13-35	.371	2-8	.250	2-5	.400	30	3.3	13-35	.371	2-8	.250	2-5	.400	30	3.3
Hannibal, Cayla	5-17	.294	3-12	.250	0-3	.000	13	3.3	5-17	.294	3-12	.250	0-3	.000	13	3.3
Jaunich, Laurel	13-26	.500	1-1	1.000	0-0	.000	27	3.0	92-183	.503	5-11	.455	3-10	.300	192	4.5
Phillips, Maggie	1-1	1.000	0-0	.000	1-2	.500	3	3.0	1-1	1.000	0-0	.000	1-2	.500	3	3.0
Ulasewicz, Mary Kate	9-22	.409	4-9	.444	3-4	.750	25	2.8	18-41	.439	5-12	.417	5-6	.833	46	2.9
Braxton, Montana	1-2	.500	0-0	.000	0-0	.000	2	0.7	1-2	.500	0-0	.000	0-0	.000	2	0.7

TOTALS	o-reb	d-reb	t-reb	pf	fo	ast	to	a/to	o-reb	d-reb	t-reb	pf	fo	ast	to	a/to
Dunham, Taylor	5	20	25	15	0	34	20	1.7	48	183	231	151	1	250	190	1.3
Fenske, Hannah	8	29	37	12	0	29	16	1.8	40	210	250	72	0	225	142	1.6
Taylor, Morgan	11	34	45	18	0	10	14	0.7	13	49	62	30	0	14	22	0.6
Clark, Kaila	20	60	80	19	0	14	9	1.6	84	168	252	118	7	34	44	0.8
Gatzounas, Sophie	21	36	57	20	0	11	13	0.8	21	36	57	20	0	11	13	0.8
Roach, Bianca	13	14	27	14	0	21	18	1.2	52	60	112	100	1	72	89	0.8
Sanders, Molly	0	22	22	4	0	22	14	1.6	7	112	119	35	0	85	73	1.2
Bishop, Jasmine	10	7	17	12	0	4	9	0.4	10	7	17	12	0	4	9	0.4
Hannibal, Cayla	1	3	4	0	0	2	5	0.4	1	3	4	0	0	2	5	0.4
Jaunich, Laurel	6	13	19	6	0	4	8	0.5	42	74	116	45	0	27	34	0.8
Phillips, Maggie	0	0	0	2	0	0	0	0.0	0	0	0	2	0	0	0	0.0
Ulasewicz, Mary Kate	3	11	14	8	0	9	5	1.8	6	18	24	11	0	16	12	1.3
Braxton, Montana	0	1	1	3	0	0	1	0.0	0	1	1	3	0	0	1	0.0

The Automated ScoreBook  
Navy Combined Team Statistics (as of Dec 06, 2017)  
All games

RECORD:	OVERALL	HOME	AWAY	NEUTRAL
ALL GAMES	9-0	7-0	2-0	0-0
CONFERENCE	0-0	0-0	0-0	0-0
NON-CONFERENCE	9-0	7-0	2-0	0-0


##	Player	gp-gs	min	avg	Total		3-Point		F-Throw		Rebounds				pf	dq	a	to	blk	stl	pts	avg	
					fg-fga	fg%	3fg-fga	3fg%	ft-fa	ft%	off	def	tot	avg									
01	Dunham, Taylor	9-9	222	24.7	40-95	.421	21-60	.350	19-28	.679	5	20	25	2.8	15	0	34	20	1	13	120	13.3	
13	Fenske, Hannah	9-9	213	23.7	44-87	.506	24-50	.480	4-6	.667	8	29	37	4.1	12	0	29	16	2	14	116	12.9	
00	Taylor, Morgan	9-0	179	19.9	41-76	.539	9-18	.500	14-18	.778	11	34	45	5.0	18	0	10	14	1	16	105	11.7	
11	Clark, Kaila	9-9	209	23.2	29-67	.433	3-10	.300	15-20	.750	20	60	80	8.9	19	0	14	9	20	14	76	8.4	
33	Gatzounas, Sophie	9-9	207	23.0	26-61	.426	4-17	.235	11-16	.688	21	36	57	6.3	20	0	11	13	1	9	67	7.4	
15	Roach, Bianca	9-9	203	22.6	16-52	.308	2-9	.222	13-18	.722	13	14	27	3.0	14	0	21	18	1	12	47	5.2	
23	Sanders, Molly	9-0	153	17.0	12-51	.235	9-43	.209	7-12	.583	0	22	22	2.4	4	0	22	14	1	7	40	4.4	
21	Bishop, Jasmine	9-0	129	14.3	13-35	.371	2-8	.250	2-5	.400	10	7	17	1.9	12	0	4	9	0	6	30	3.3	
03	Hannibal, Cayla	4-0	37	9.3	5-17	.294	3-12	.250	0-3	.000	1	3	4	1.0	0	0	2	5	0	0	13	3.3	
10	Jaunich, Laurel	9-0	130	14.4	13-26	.500	1-1	1.000	0-0	.000	6	13	19	2.1	6	0	4	8	3	2	27	3.0	
20	Phillips, Maggie	1-0	7	7.0	1-1	1.000	0-0	.000	1-2	.500	0	0	0	0.0	2	0	0	0	0	1	3	3.0	
55	Ulasewicz, Mary Kate	9-0	98	10.9	9-22	.409	4-9	.444	3-4	.750	3	11	14	1.6	8	0	9	5	0	6	25	2.8	
30	Braxton, Montana	3-0	13	4.3	1-2	.500	0-0	.000	0-0	.000	0	1	1	0.3	3	0	0	1	0	1	2	0.7	
Team											25	12	37										
Total.....		9	1800		250-592	.422	82-237	.346	89-132	.674	123	262	385	42.8	133	0	160	133	30	101	671	74.6	
Opponents.....		9	1800		180-524	.344	47-163	.288	86-131	.656	106	238	344	38.2	152	0	111	184	37	62	493	54.8	

TEAM STATISTICS	NAVY	OPP	Date	Opponent	Score	Att.
SCORING	671	493	11/10/17	at Marist	w 77-70	1608
Points per game	74.6	54.8	11/12/17	RIDER	w 63-44	503
Scoring margin	+19.8	-	11/17/17	NORFOLK STATE	w 70-51	192
FIELD GOALS-ATT	250-592	180-524	11/22/17	AIR FORCE	w 71-64	1242
Field goal pct	.422	.344	# 11/25/17	NORTH DAKOTA STATE	w 67-54	378
3 POINT FG-ATT	82-237	47-163	# 11/26/17	ST. BONAVENTURE	w 86-48	215
3-point FG pct	.346	.288	11/30/17	MONMOUTH	w 73-49	211
3-pt FG made per game	9.1	5.2	12/03/17	EMORY & HENRY	w 88-57	848
FREE THROWS-ATT	89-132	86-131	12/06/17	at Richmond	w 76-56	407
Free throw pct	.674	.656				
F-Throws made per game	9.9	9.6				
REBOUNDS	385	344				
Rebounds per game	42.8	38.2				
Rebounding margin	+4.6	-				
ASSISTS	160	111				
Assists per game	17.8	12.3				
TURNOVERS	133	184				
Turnovers per game	14.8	20.4				
Turnover margin	+5.7	-				
Assist/turnover ratio	1.2	0.6				
STEALS	101	62				
Steals per game	11.2	6.9				
BLOCKS	30	37				
Blocks per game	3.3	4.1				
ATTENDANCE	3589	2015				
Home games-Avg/Game	7-513	2-1008				
Neutral site-Avg/Game	-	0-0				


\* - Conference game

Score by Periods	1st	2nd	3rd	4th	Totals
Navy	173	169	177	152	671
Opponents	101	102	145	145	493


# Media Photo Roster




**0**  
**Morgan Taylor**  
 G • 5-7 • So.  
 Evans, Ga.




**1**  
**Taylor Dunham**  
 G • 5-4 • Sr.  
 Fort Belvoir, Va.



**3**  
**Cayla Hannibal**  
 G • 5-4 • Fr.  
 Virginia Beach, Va.



**4**  
**Victoria Coleman**  
 C • 6-3 • Fr.  
 Chesapeake, Va.




**10**  
**Laurel Jaunich**  
 F • 6-0 • So.  
 Charlotte, Vt.




**11**  
**Kaila Clark**  
 F • 5-11 • So.  
 Hughesville, Md.




**12**  
**Sierra Swanda**  
 G • 5-10 • Fr.  
 Jacksonville, Fla.




**13**  
**Hannah Fenske**  
 G • 5-8 • Sr.  
 Albuquerque, N.M.




**15**  
**Bianca Roach**  
 G • 5-7 • Jr.  
 Virginia Beach, Va.




**21**  
**Jasmine Bishop**  
 G • 5-9 • Fr.  
 Twinsburg, Ohio.



**23**  
**Molly Sanders**  
 G • 5-7 • Jr.  
 Ames, Iowa



**33**  
**Sophie Gatzounas**  
 G • 5-9 • Fr.  
 South Hadley, Mass.



**34**  
**Grace Sheehan**  
 C • 6-2 • Fr.  
 Fairfield, N.J.



**50**  
**Mary Kate Ulasewicz**  
 G • 5-5 • So.  
 Doylestown, Pa.



**Stefanie Pempfer**  
 Head Coach • 10th Season  
 Idaho State '92



**Rebecca Tillett**  
 Assoc. Head Coach • Fourth Season  
 William & Mary '99



**Jimmy Colloton**  
 Assistant Coach • Fourth Season  
 Wittenberg '11



**Ryenn Micaletti**  
 Assistant Coach • Second Season  
 Seton Hill '11



**Katie Rokus**  
 Assistant Coach • Second Season  
 USC Aiken '03