

2018 NM STATE FOOTBALL

Stan Fulton Center, 1815 Wells Street | Las Cruces, NM | 88003 | @NMStateFootball | FB.com/NMStateFootball | www.NMStateSports.com

Athletic Media Relations
 Contact: Chris Kennedy
 O: 575-646-3269 | C: 617-833-9484
 E: kennedy9@nmsu.edu

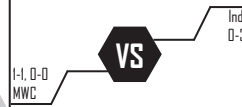
2018 SCHEDULE

Date	Opponent	TV	Time
August (0-2)			
25	Wyoming	ESPN	L, 29-7
30	at Minnesota	Big Ten Network	L, 48-10
September (0-1)			
8	at Utah State	Facebook LIVE	L, 60-13
15	New Mexico	AggieVision	6 PM
22	at UTEP	ESPN3	5:30 PM
October (0-0)			
6	Liberty	AggieVision	6 PM
13	at Louisiana		TBD
20	Georgia Southern	AggieVision	4 PM
27	at Texas State	ESPN3	TBD
November (0-0)			
3	Alcorn State	AggieVision	2 PM
17	at BYU		TBD
24	at Liberty		Noon

All Times Mountain
 All Times Subject to Change

GAME

4



An NM State Win Would...

- Be the sixth time NM State has won three-straight games vs. UNM.
- Give NM State its first win of the season vs. UNM for the third-straight season.
- Be the sixth time the Aggies tallied first home win of the year vs. UNM.

New Mexico Lobos

Head Coach..... Bob Davie
 Career Record (Yrs)..... 66-71 (12th)
 Record at New Mexico (Yrs)..... 31-45 (7th)

2018 STAT LEADERS

RUSHING | #25 Tyrone Owens
 33-125, 3.5 ypr, 2 TD, 57.5 ypg
PASSING | #16 Tevaka Tuioti
 18-29-1, 382 yds, 5 TD, 191.0 ypg
RECEIVING | #19 Elijah Lilly
 4-83, 2 TD, 20.8 ypc, 41.5 ypg
DEFENSE | #33 Alex Hart
 17 tackles, 6 solo

76.....	Scoring Offense.....	30
75.....	Scoring Defense.....	137
396.....	Rushing Offense.....	138
661.....	Rushing Defense.....	881
495.....	Passing Offense.....	548
473.....	Passing Defense.....	536
891.....	Total Offense.....	686
1,134.....	Total Defense.....	1,417

ALL-TIME RESULTS

- NM State trails all-time series 33-70-5
- NM State is 19-30-2 all-time at home vs. New Mexico
- NM State is 5-4 the last nine years.

NM State Aggies

Head Coach..... Doug Martin
 Career Record (Yrs)..... 46-99 (11th)
 Record at NM State (Yrs)..... 17-47 (6th)

2018 STAT LEADERS

RUSHING | #1 Jason Huntley
 26-72, 2.4 ypr, 0 TD, 21.0 ypg
PASSING | #3 Matt Romero
 63-118-4, 534 yds, 3 TD, 178.0 ypg
RECEIVING | #9 Drew Dan
 12-177, 1 TD, 14.8 ypc, 59.0 ypg
DEFENSE | #2 Terrill Hanks
 39 tackles (10 UA), 4 TFL, 1 FF, 1 FR

GAME DAY INFORMATION

Date.....	September 15, 2018
Kickoff Time.....	6 p.m. (MT)
Location.....	Las Cruces, N.M.
Venue.....	Aggie Memorial Stadium
Capacity.....	30,343
Surface.....	Field Turf
Television.....	Eleven Sports/FOX Sports Arizona
Play-by-Play.....	Adam Young
Analyst.....	Danny Knee
Sideline Reporter.....	N/A
Radio.....	Aggie Sports Network
Play-by-Play.....	Jack Nixon
Analyst.....	Cory Lucas
Flagship Station.....	99.5 FM KXPZ (TunelIn)
Affiliates.....	Alamogordo 103.7 FM KNMZ Albuquerque 1150 AM KNMM Carlsbad 1240 AM KAMQ El Paso 1380 AM KHEY Gallup 1230 AM, 94.9 FM KYVA Las Vegas 107.1 FM KMDS
Live Stats.....	nmstate.statbroadcast.com

STAY CONNECTED WITH US...

Twitter.....	@NMStateFootball
	@NMStateAggies
Coaching Staff.....	@dougmartinnmsu
	@osoukup
	@CoachCoryNMSU
	@CoachMChristian
	@CoachBell18
	@CoachMumford
	@CoachHolbrook
	@coachrichman
	@ChiliDavisNMSU
	@CoachRonPentz
	@CoachPasswaters
	@NMSCoachSherm
	@Jlemming18
Instagram.....	@NMStateFB
Facebook.....	/NMStateFootball

AGGIE FOOTBALL GAME NOTES

KICKOFF

The New Mexico State football team plays host to Battle of I-25 rival New Mexico on Saturday, Sept. 15, at 6 p.m. MT inside of Aggie Memorial Stadium.

WHERE TO WATCH

Aggie fans who cannot make it to the game can watch live on Eleven Sports, The CW in the Las Cruces/El Paso market and FOX Sports Arizona PLUS. Adam Young is on the play-by-play with Danny Knee serving as the analyst for the rivalry battle.

LISTEN UP!

Fans can also listen in to the game on the Aggie Sports Network with NM State Athletics/US Bank Hall of Famer Jack Nixon on the call and Cory Lucas as the analyst. The broadcast can be heard on the flagship station, 99.5 FM KXPZ or with the TunelIn app.

Affiliates:

Alamogordo - 103.7 FM KNMZ
 Albuquerque - 1150 AM KNMM
 Carlsbad - 1240 AM KAMQ
 El Paso - 1380 AM KHEY
 Gallup - 1230 AM, 94.9 FM KYVA
 Las Vegas - 107.1 FM KMDS

STAY CONNECTED

Get up to the minute information and news about the NM State football team all season on Twitter by following @NMStateFootball, on Instagram by following @NMStateFB and through Facebook.com/NMSUFootball.

GET YOUR SEASON TICKETS!

NM State football fans can purchase tickets by calling the Pan American ticket office at (575) 646-1420. Season ticket requests can also be placed by visiting the NM State athletics website or by clicking here. Season tickets can be purchased for \$60.

ON THE SIDELINE



Doug Martin
 Head Coach /
 DR. Coordinator



Oliver Soukup
 AHC / Linebackers /
 Co-Special Teams



Frank Spaziani
 Def. Coordinator




Cory Martin
 Wide Receivers



Andy Richman
 Offensive Line /
 Run Game Coordinator



John Mumford
 Defensive Line



Matt Christian
 Running Backs



Chili Davis
 Tight Ends



Josh Berman
 Offensive Graduate
 Assistant

INSIDE THE BOOTH



Brian Bell
 Secondary



Chase Holbrook
 Quarterbacks



Ronnie Pentz
 Defensive Ends /
 Co-Special Teams



Matt Passwaters
 Offensive Graduate
 Assistant



Jacob Lemming
 Defensive Graduate
 Assistant



Brock Sherman
 Defensive Graduate
 Assistant

NEW MEXICO GAME WEEK

9 SUNDAY	10 MONDAY	11 TUESDAY Press Conference 11:30 a.m. Hall of Legends Practice 3-5 p.m. Interviews Upon Request	12 WEDNESDAY Practice 3-5 p.m. No Player Interviews	13 THURSDAY Practice 3-5 p.m. No Interviews	14 FRIDAY No Interviews	15 SATURDAY Game Day NM State vs. New Mexico 6 p.m. (MT) Eleven Sports/FS Arizona
---------------------	----------------------	---	---	---	--	--

LOOKING AT THE LOBOS

New Mexico enters Aggie Memorial on Saturday with a 1-1 overall record. The Lobos won their season opener, 62-30, at home against Incarnate Word before falling in week two to No. 5 Wisconsin, 45-14.

At this point in the season UNM has totaled 891 yards of total offense. The Lobos have spread the ball out offensively racking up 495 passing yards with seven scores and 396 yards on the ground and four rushing touchdowns. Tryone Owens leads the attack out of the backfield with 33 carries for 115 yards and two scores. The UNM receiving corps has seven players with multiple receptions and five have found the end zone so far this season.

On defense, New Mexico has allowed 37.5 points per game while giving up 1,134 yards of total offense with 661 coming on the ground and 473 through the air. The Lobo defense looks to create turnovers forcing four fumbles, while recovering two, and adding a pair of interceptions in two games this season. The defense is led by linebacker Alex Hart who has a team-high 17 tackles and Marcus Hayes adds 12 tackles with one for loss, a forced fumble and a recovery.

CHECKING THE NUMBERS

Here's a look at the numbers against in-state rival New Mexico entering the matchup:

- A win over the Lobos would be the sixth time in school history that NM State has won three-straight games over UNM (1911-13, 1922-24, 1935-37, 1965-69, 2009-11).
- A victory for NM State would mark the third-straight season that the Aggies record their first win of the year against UNM. The other four times in program history that has happened were 1987, 1988, 2002 and 2010.
- NM State is 19-30-2 all-time against UNM at home.
- The team has recorded its first home win of the season against UNM five times (1987, 1998, 2002, 2010 and 2016).

LAST TIME OUT

The New Mexico State football team took on 2017

NOVA Home Loans Arizona Bowl opponent Utah State at Maverik Stadium on Saturday night. A highly anticipated bowl rematch featured the opposition putting a lot of points on the board, most notably from the kicker position, on the way to NM State dropping the road contest, 60-13.

NM State was able to grab the lead on its second drive as quarterback Matt Romero orchestrated a great 10-play drive that spanned 75 yards and took 3:13 off the clock. The drive ended with Romero finding Johnathan Boone in the back corner of the end zone on an 18-yard touchdown pass to give the visitors a 7-6 advantage. A kick return touchdown on the next play for Utah State put the Aggies back down as the deficit grew before the clock hit zero.

NOTABLES: LAST GAME

- Roy Lopez's sack in the first quarter was the first of the season for NM State.
- The interception by Shamad Lomax in the second quarter was the first of the season for the team.
- Dylan Brown knocked down a career long 49-yard field goal in the second quarter.
- Linebacker Terrill Hanks set a new career-high in tackles with 19.
- Senior linebacker Billy Nipp added 13 tackles to set a new personal career-high.
- Quarterback Josh Adkins made the first appearance in his NM State career.

UP NEXT

Following the matchup with UNM, the New Mexico State football team continues its rivalry week traveling to take on Battle of I-10 rival UTEP on Saturday, Sept. 22, at 5:30 p.m. MT at Sun Bowl Stadium in El Paso, Texas.

ALL-TIME vs. NEW MEXICO

DOUG MARTIN ERA

Date	Location	Score	W/L
10/5/13	at New Mexico	66-17	L
9/20/14	New Mexico	38-35	L
10/3/15	at New Mexico	38-29	L
9/10/16	New Mexico	32-31	W
9/9/17	at New Mexico	30-28	W

Overall: NM State Trails 33-70-5

NEW MEXICO SID CONTACT

FB Primary ContactFrank Mercogliano
 Email.....fmercog@unm.edu
 Office:.....
 Cell:.....505-410-4844
FB Secondary Contact
 Email:.....
 Office:.....
 Cell:.....

INTERVIEWS

Media Interviews with all NM State players and coaches must be arranged through the NM State Media Relations Department. Contact Assistant Director of Media Relations, Chris Kenny or Assistant AD - Media Relations, John Vu, to arrange interviews.

NEW MEXICO STATE SID CONTACT

FB Primary ContactChris Kennedy
 Email.....kennedy9@nmsu.edu
 Office:.....575-646-3269
 Cell:.....617-833-9484
FB Secondary ContactJohn Vu
 Email:.....jvu@nmsu.edu
 Office:.....575-646-4120
 Cell:.....714-728-9163

UNCHARTED

New Mexico State fans looking to get an inside look into the Aggies preparation for the 2018 season following a historic 2017 can check out just what it takes in the four-part web series 'Uncharted' that can be found here on YouTube. The series chronicles the start of the season for NM State all the way back to training camp with a lead in to the season opener and beyond.

STARTING FROM SCRATCH

New Mexico State is the only school in the Football Bowl Subdivision to enter the 2018 campaign without its leading passer, rusher, receiver and tackler from the previous season.

TCU was the only exception with two players sharing the leading receiver title – one returns while the other graduated. The Horned Frogs also returned their leading rusher, but lost their leader in rush attempts from 2017. Seven teams – Appalachian State, Georgia State, Hawaii, Houston, UCLA, USC and UTSA - have lost three of the four statistical leaders.

Senior Nick Jeanty, junior college transfer Matt Romero and redshirt freshman Josh Adkins currently vie for the starting quarterback role. In the backfield, the Aggies retain the elusive Jason Huntley, who had 1,317 all-purpose yards and five touchdowns last season, and see the return of a key 2016 asset in Royce Caldwell. The receiving core lost Jaleel Scott to the NFL but returns its remaining starters in Jonathan Boone, Anthony Muse, OJ Clark and Anthony Muse who combined for 138 receptions and 10 touchdowns in 2017. The defense returns nine of its 11 starters and looks to build on an already impressive record-breaking 2017, led by linebacker Terrill Hanks.

WATCH OUT!

The national spotlight is starting to get set on the NM State football squad following a successful 2017 season. A pair of Aggies, Jason Huntley and Jamin Smith, were named to national preseason watch lists heading into 2018.

Huntley was named to the 2018 Earl Campbell Tyler Rose Award Watch List, as announced by SPORTyler and the Tyler Area Chamber of Commerce, and to the Paul Hornung Award Watch List.

The Earl Campbell Tyler Rose Award recognizes the nation's college offensive player of the year who was either born in Texas, graduated from a Texas high school and/or played at a Texas-based junior college. The player must also exhibit characteristics that define Earl Campbell, including integrity, performance, teamwork, sportsmanship, community and tenacity.

The Paul Hornung Award, now in its ninth season, is given annually to the most versatile player in major college football by the Louisville Sports Commission, and football legend and Louisville native Paul Hornung.

A threat both in the backfield and on special teams, Huntley finished the 2017 season with 1,316 all-purpose yards and five touchdowns. This saw the Arlington, Texas native rush for 420 yards on 70 carries and add 39 receptions for 363 yards out of the backfield. Huntley also returned two kickoffs for touchdowns over the final four games of the season. His 100-yard kickoff return touchdown in the NOVA Home Loans Arizona Bowl tied for the longest in program history.

Smith was recognized for his stout play on the gridiron and valuable contributions to the community as he was named to the Wuerffel

Trophy Watch List.

The Wuerffel Trophy, known as "College Football's Premier Award for Community Service," is presented annually at the All Sports Association's Awards Banquet in Fort Walton Beach. Named after 1996 Heisman Trophy winning quarterback Danny Wuerffel from the University of Florida, the Wuerffel Trophy is awarded to the FBS player that best combines exemplary community service with athletic and academic achievement.

MOVEMENT ON THE STAFF FRONT

The NM State football staff added a few new faces on the sidelines and in the booth for the 2018 season. The team welcomed on Ronnie Pentz as the defensive ends coach and co-special teams coordinator, former Aggie quarterback Chase Holbrook has moved from working with the tight ends to now serving as the team's quarterbacks coach, Chili Davis was promoted to a full-time coach in charge of tight ends and two new graduate assistants have made their way to the City of Crosses.

Ronnie Pentz (Defensive Ends/Co-Special Teams)

Pentz joins NM State after spending the last five seasons at San Diego as the special teams and tight ends coach. During his tenure with the Toreros, the special teams unit has been ranked consistently in the top-25. Prior to USD, he spent four seasons on the staff at Southern Utah University, with the last three as special team's co-coordinator, and two seasons as tight ends coach.

Chase Holbrook (Quarterbacks)

Chase Holbrook, who played for NM State from 2005-08, enters his second season as a coach at his alma mater in 2018. After spending the 2017

GAME-BY-GAME NOTABLES

Opponent	Captains	Coin Toss	Kickoff / Receive	NM State 1st Poss.	Game Time (MT)	Game Length	Jersey	Result
Wyoming	Muse, Caldwell, Hanks, Lomax	NM State	Kickoff	Punt	8:05 p.m.	3:30	Crimson	L, 29-7
at Minnesota	Muse, Caldwell, Hanks, Lomax	Minnesota	Receive	Punt	5:01 p.m.	3:37	Black	L, 48-10
at Utah State	O'Donnell, Caldwell, Hanks, Lomax	Utah State	Receive	Punt	6:01 p.m.	3:35	White	L, 60-13
New Mexico								
at UTEP								
Liberty								
at Louisiana								
Georgia Southern								
at Texas State								
Alcorn State								
at BYU								
at Liberty								

season as the tight ends coach, Holbrook will coach the quarterbacks in 2018. Holbrook returned to his alma mater in 2017 after spending the 2016 season working under Mike Leach at Washington State as a quality controls coach.

Chili Davis (Tight Ends)

Chili Davis begins his first season as a full-time assistant with the program in 2018. Davis will coach the tight ends this season. Davis was elevated to a full-time assistant coaching position after serving as the offensive graduate assistant working primarily with the wide receivers alongside assistant coach Cory Martin.

Jacob Lemming (Defensive Graduate Assistant)

Jacob Lemming joins the New Mexico State football staff as a defensive graduate assistant for the 2018 season. Lemming comes to the City of Crosses after a pair of coaching stints that followed an FBS football career. He recently served as the tight ends coach at Benedictine University before joining the Aggies. Before joining the coaching ranks, Lemming was a defensive back at Bowling Green State University.

Brock Sherman (Defensive Graduate Assistant)

Brock Sherman enters his first season as an offensive graduate assistant on the New Mexico State football staff. As a coach, he served on a Division II National Championship winning staff, while winning two as a player. As a graduate assistant during the 2017 season, Sherman helped coach the defensive line and linebackers for the Bearcats. During his time, the Bearcat defense was named the Division II top-ranked total defense in 2016 and 2017. As a player, Sherman was named a team captain for the 2015 Division II National Championship winning Northwest Missouri State squad.

LOOKING INTO THE FUTURE

Here's a look at the future schedules for the New Mexico State football team with all announced games until 2026.

2019

Week	Date	Team	Location
1	Aug. 31	at Washington State	Pullman, Wash.
2	Sept. 7	at Alabama	Tuscaloosa, Ala.
3	Sept. 14	San Diego State	Las Cruces, N.M.
4	Sept. 21	at New Mexico	Albuquerque, N.M.
5	Sept. 28	Fresno State	Las Cruces, N.M.
6	Oct. 5	Liberty	Las Cruces, N.M.
7	Oct. 12	at Central Michigan	Mt. Pleasant, Mich.
9	Oct. 26	at Georgia Southern	Statesboro, Ga.
11	Nov. 9	at Ole Miss	Oxford, Miss.
12	Nov. 16	Incarnate Word	Las Cruces, N.M.
13	Nov. 23	UTEP	Las Cruces, N.M.
14	Nov. 30	at Liberty	Lynchburg, Va.


2020

Week	Date	Team	Location
0	Aug. 29	at UCLA	Pasadena, Calif.
3	Sept. 19	New Mexico	Las Cruces, N.M.
4	Sept. 26	at UTEP	El Paso, Texas
5	Oct. 3	Texas State	Las Cruces, N.M.
6	Oct. 10	at Hawaii	Honolulu, Hawaii
7	Oct. 17	at Fresno State	Fresno, Calif.
8	Oct. 24	Louisiana	Las Cruces, N.M.
10	Nov. 7	at UMass	Amherst, Mass
12	Nov. 21	at Florida	Gainesville, Fla.

Home Crowds

Below is a breakdown of the largest crowds to visit Aggie Memorial Stadium for an NM State football game.

Rk.	Att.	Oponent	Date	Rk.	Att.	Oponent	Date
1.	32,993	UTEP	Sept. 26, 1998	6.	30,343	New Mexico	Sept. 27, 2009
2.	32,904	UTEP	Sept. 13, 1986	7.	30,343	UTEP	Sept. 15, 2007
3.	31,839	UTEP	Sept. 18, 1993	8.	30,343	UTEP	Sept. 3, 2005
4.	31,214	New Mexico	Sept. 24, 2004	9.	30,341	UTEP	Sept. 14, 1991
5.	30,605	UTEP	Oct. 5, 2002	10.	30,193	UTEP	Sept. 15, 1978



QUICK FACTS

GENERAL INFORMATION

Location.....	Las Cruces, N.M.
Founded.....	1888
Nickname.....	Aggies
Enrollment.....	14,432
School Colors.....	Crimson & White
Stadium.....	Aggie Memorial
Capacity.....	28,853
Playing Surface.....	Field Turf
Stadium Record.....	75-134
First Game.....	Sept. 16, 1978
Largest Crowd.....	32,993
Division.....	Football Bowl Subdivision (FBS)
Conference.....	Independent (Football Only)
Chancellor.....	Dr. Dan E. Arvizu
President.....	John Floros
Senior Woman Administrator.....	Dr. Renay Scott
Faculty Athletic Representative.....	Dr. Kevin Melendrez

COACHES

Doug Martin.....	Head Coach/Offensive Coordinator
Oliver Soukup.....	Asst. HC/Linebackers/Co-Special Teams
Frank Spaziani.....	Defensive Coordinator
Andy Richman.....	Offensive Line/Run Game Coordinator
Brian Bell.....	Secondary
John Mumford.....	Defensive Line
Matt Christian.....	Running Backs
Cory Martin.....	Wide Receivers
Chase Holbrook.....	Quarterbacks
Ronnie Pentz.....	Defensive Ends/Co-Special Teams
Chili Davis.....	Tight Ends
Josh Bermann.....	Offensive Graduate Assistant
Matt Passwaters.....	Offensive Graduate Assistant
Jacob Lemming.....	Defensive Graduate Assistant
Brock Sherman.....	Defensive Graduate Assistant

TEAM INFORMATION

2017 Record.....	7-6
Final Rankings.....	N/A
Postseason.....	NOVA Home Loans Arizona Bowl NM State 26 - Utah State 20
Bowl Appearances.....	4
Bowl Record.....	3-0-1
Starters Returning/Lost.....	17/5
Starting Offense Returning/Lost.....	8/3
Starting Defense Returning/Lost.....	9/2
Specialists Returning/Lost.....	4/2
Letterwinners Returning/Lost.....	45/14
Offensive Letterwinners Returning/Lost.....	17/8
Defensive Letterwinners Returning/Lost.....	24/4
Specialists Letterwinners Returning/Lost.....	4/2

PHONE NUMBER

Football Office.....	575-646-2521
Athletic Media Relations.....	575-646-4126
Ticket Office.....	575-646-1420
Equipment.....	575-646-6140
Athletic Training.....	575-646-1526
Sports Performance.....	575-646-5137
Marketing.....	575-646-5348
Football Video.....	575-646-7713
Aggie Athletic Club.....	575-646-5151
Press Box Phone.....	575-646-2700

collegepressbox.com
SINCE 2005 EVERYTHING BUT THE PRE-GAME MEAL

collegepressbox.com is the official media website for Division I football. Access and download weekly game notes, quotes, statistics, media guides, headshots, logos and more for each conference and its member schools. Login information will be distributed to accredited media or you can apply for a password at collegepressbox.com/password.



2021			
Week	Date	Team	Location
1	Sept. 4	at San Diego State	San Diego, Calif.
2	Sept. 11	at New Mexico	Albuquerque, N.M.
3	Sept. 18	UTEP	Las Cruces, N.M.
4	Sept. 25	Hawaii	Las Cruces, N.M.
5	Oct. 2	at San José State	San Jose, Calif.
10	Nov. 6	Utah State	Las Cruces, N.M.
13	Nov. 27	UMass	Las Cruces, N.M.

2022			
Week	Date	Team	Location
1	Sept. 1	at Minnesota	Minneapolis, Minn.
2	Sept. 10	at UTEP	El Paso, Texas
6	Oct. 8	at UMass	Amherst, Mass
12	Nov. 19	San José State	Las Cruces, N.M.

2023			
Week	Date	Team	Location
1	Sept. 2	at San Diego State	San Diego, Calif.
2	Sept. 9	UTEP	Las Cruces, N.M.
5	Sept. 30	UMass	Las Cruces, N.M.

2024			
Week	Date	Team	Location
3	Sept. 21	at Wyoming	Laramie, Wyo.

2026			
Week	Date	Team	Location
1	Sept. 5	Central Michigan	Las Cruces, N.M.

BY THE NUMBERS

Current Streak.....	Lost 3
Home Streak.....	Lost 1
Away / Neutral Streak.....	Lost 2
Last Win.....	vs. Utah State, 12/29/17 (26-20)
Last Away/Neutral Win.....	vs. Utah State, 12/29/17 (26-20)
Last Loss.....	at Utah State, 9/8/18 (L. 60-13)
Last Away/Neutral Loss...at Utah State, 9/8/18 (L. 60-13)	
Consecutive Games without Turnover.....	0
Home.....	0-1
Away.....	0-2
Neutral.....	0-0
Natural Grass.....	0-0
Artificial Turf.....	0-3
Morning Games.....	0-0
Afternoon Games.....	0-0
Night Games.....	0-3
Televised Games.....	0-2
Streamed Games.....	0-1
vs. Ranked Opponents.....	0-0
vs. Teams Receiving Votes.....	0-0
August.....	0-2
September.....	0-1
October.....	0-0
November.....	0-0
December.....	0-0
Leading at Halftime.....	0-0
Trailing at Halftime.....	0-3
Tied at Halftime.....	0-0
Scoring First.....	0-0
Opponent Scoring First.....	0-3
Score <20 Points.....	0-3
Score 20-29 Points.....	0-0
Score 30-39 Points.....	0-0
Score 40+ Points.....	0-0
More Rushing Yards Than Opponents.....	0-0
Fewer Rushing Yards Than Opponents.....	0-3
Rush For <100 Yards.....	0-2
Rush For 100+ Yards.....	0-1
Opponent Rushes For <100 Yards.....	0-0
Opponent Rushes For 100+ Yards.....	0-3
More Passing Yards Than Opponent.....	0-2
Fewer Passing Yards Than Opponent.....	0-1
Pass For <250 Yards.....	0-3
Pass For 250+ Yards.....	0-0
Opponent Passes For <250 Yards.....	0-3
Opponent Passes For 250+ Yards.....	0-0
More Total Yards Than Opponent.....	0-0
Fewer Total Yards Than Opponent.....	0-3
Gain <350 Total Yards.....	0-3
Gain 350+ Yards.....	0-0
Opponent Gains <350 Yards.....	0-0
Opponent Gains 350+ Yards.....	0-3
No Turnovers.....	0-1
Committed <3 Turnovers.....	0-1
Committed 3+ Turnovers.....	0-1
Forced No Turnovers.....	0-1
Forced <3 Turnovers.....	0-2
Forced 3+ Turnovers.....	0-0
Lead Time of Possession.....	0-0
Trail Time of Possession.....	0-3

KNOW YOUR AGGIES



Name: Johnathan Boone
Number: 13
Position: Wide Receiver
Height: 6-3
Weight: 190
Hometown: Orlando, Fla.
Year: R-Senior
Major: Sociology

What is your favorite movie?

I like Rush Hour and Friday.

What is your favorite show?

Power.

What is your favorite food?

Chicken chipotle pasta from Cheesecake Factory.

Who is your favorite video game?

Odell Beckham Jr.

What was your favorite vacation destination?

I liked going to New York.

What is your favorite memory of your football career?

Catching my first college touchdown against Kentucky (Sept. 17) in my first year.

Who is your celebrity crush?

Kylie Jenner.

How would someone describe you as a player?

Hard worker, tries to lead by example

How would someone describe you as a person?

Cool, very cool.

Who would you most want to play with in a game?

Aaron Rodgers

Biggest role model?

My dad.

Who is the biggest prankster/jokester on the team?

I'd say D.J. (Clark).

Which layer on the team is most like you?

Tre (Tevis Abraham).

What is the most important thing you own?

I would have to say my skills and my talents.

What is your pre-game/pump-up music?

I like something with a nice bass to it, for the bowl game I was listening to Offset.

What animal best represents you and why?

Probably a cat because I stay to myself, so if you want my attention you need to come to me to get it.

Which teammate has shown the most improvement?

I'd definitely say Sol (Rascon).

If you could time travel, where would you go?

I would go backwards to maybe start high school over again.

If you had to be roommates with one coach, who would you choose?

I would have to say coach Cory (Martin).

Name: Billy Nipp

Number: 43

Position: Linebacker


Height: 5-11

Weight: 223

Hometown: Nashville, Tenn.

Year: R-Senior

Major: Masters - Business Administration



What is your favorite movie?

Remember the Titans.

What is your favorite TV show?

Remember the Titans.

What is your favorite food?

Pasta, either chicken or shrimp alfredo.

What is your favorite video game?

NCAA Football '08.

What is your favorite memory of your football career?

My first collegiate tackle when we played Kentucky (Sept. 17), my whole family was there.

If you were stranded on an island what three items would you want to have with you?

Something that can convert salt water into fresh water, some kind of seeded food supply that I could plant to grow food and then a tent for some shelter.

How would someone describe you as a player?

Flying around, smaller but always around the ball.

How would someone describe you as a person?

Dependable, trustworthy and honest.

Which actor would play you in a movie about your life?

Mark Wahlberg.

What is your ideal birthday gift?

Spend time with the people that I love.

Biggest role model?

My dad..

Which teammate has shown the most improvement?

I'd say Quake (Leon McQuaker).

What is your pre-game/pump-up music?

I like a mix of everything, but AC/DC is my favorite band so probably start with that.

What is the most embarrassing thing that ever happened to you?

My freshman year of high school, I scored a touchdown and threw up in the end zone like six times.

What animal best represents you and why?

Either a lion or gorilla because I like to think of myself as a leader and I don't always have to be the vocal one, but I lead by example.

If you had to be roommates with one coach who would you choose?

Coach (Matt) Passwaters, he's hilarious and you never know what you're going to get from that guy.

NM STATE FOOTBALL DEPTH CHART

OFFENSE					DEFENSE					SPECIAL TEAMS							
X	9	Drew Dan	6-3	190	Jr.	3Tech	51	Roy Lopez	6-2	313	Jr.	K	18	Dylan Brown	6-1	174	Jr.
	11	Shea Holebrook Jr.	6-5	208	Jr.		89	Jackson Solbeck	6-4	283	Sr.		24	Parker Davidson	5-11	175	Sr.
LT	76	Sage Doxtater	6-7	327	Jr.	NT	94	DeShawnte Lloyd	6-1	333	RSr.	P	16	Payton Theisler	5-9	145	Jr.
	51	Kris'Sean Edwards	6-4	295	Jr.		99	Myles Vigne	6-1	315	RSo.		40	Tim O'Donnell	5-10	241	Sr.
LG	78	Brian Trujillo	6-4	315	RJr.	RE	10	Cedric Wilcots II	6-4	245	RJr.	H	24	Sy Slater	6-1	202	RJr.
	54	Isaiah Mursalat	6-4	321	Fr.		46	Donovan King	6-2	224	Fr.						
C	74	Jamin Smith	6-3	306	RSr.	\$	28	Shane Jackson	6-0	232	RJr.	PR	2	DJ Clark	5-7	165	RJr.
	69	Billy Sharmoug	6-2	330	Sr.		31	Mike Edwards	6-3	230	Fr.		7	Royce Caldwell	5-8	170	Sr.
RG	55	Sebastian Anderson	6-6	305	RJr.	Will	20	Jonathan Hood	6-0	215	Sr.	KR	1	Jason Huntley	5-9	188	Jr.
	50	Austin Young	6-5	320	Fr.		41	Leon McQuaker	6-1	220	Sr.		7	Royce Caldwell	5-8	170	Sr.
RT	77	Isaac McClain	6-2	320	Sr.	Mike	43	Billy Nipp	5-11	223	RSr.						
	52	Jalen Guerrero	6-6	285	So.		3	Derek Ibekwe	6-0	234	RSr.						
Y	87	Bryce Roberts	6-4	268	So.	Sam	2	Terrill Hanks	6-3	235	Sr.						
	88	Xander Yarberough	6-6	252	So.		9	Lautaa Nomura	6-1	200	Jr.						
Z	13	Johnathan Boone	6-3	190	RSr.	BCB	1	Ray Buford Jr.	6-2	202	RJr.						
	21	Anthony Muse	6-0	165	RJr.	-OR-	5	Komatay Koffie	6-1	190	Jr.						
H	10	Izaiah Lottie	6-0	198	RJr.	FS	23	Ron LaForce	6-1	180	Sr.						
	2	DJ Clark	5-7	165	RJr.		12	Tymon Locklin	6-2	210	Sr.						
QB	3	Matt Romero	6-2	204	Jr.	SS	22	Shamad Lomax	6-0	204	Jr.						
	12	Nick Jeanty	6-2	203	RSr.		19	Austin Perkins	5-9	185	RJr.						
T	1	Jason Huntley	5-9	188	Jr.	FCB	4	DeMarcus Owens	5-10	191	Sr.						
	7	Royce Caldwell	5-8	170	Sr.		29	Jared Phipps	5-9	165	Jr.						

PRONUNCIATION GUIDE

Ray Buford Jr.	Byou-furd	Arnold Saidov	Say-dov
Terrill Hanks	Tuh-rell	Adonis Gordon-Day	Uh-don-nus
Derek Ibekwe	E-beck-way	Eric Pulliam	Pull-lee-um
Komatay Koffie	Koe-moe-tay Koe-fee	Billy Sharmoug	Shar-moog
Andre Bodison	Bode-ih-sun	Max Wilhite	Will-hite
Javahn Fergusonson	Juh-von Fer-guh-son	Jamin Smith	Jay-min
Jassavia Reese	Juh-say-vee-uh	Evan Tafoya-Vallo	Vye-oh
Izaiah Lottie	Eye-zay-uh Lot-tee	Sage Doxtater	Sayj Dox-tatter
Malik Demby	Muh-leeek Dem-bee	Brian Trujillo	True-hee-yo
Nick Jeanty	Jen-tee	Ivan Avina	Uh-veen-nuh
Tymon Locklin	Tie-mun	Brock Marlatt	Mar-lott
Payton Theisler	Thyz-ler	Miguel Provencio	Pro-ven-see-oh
Naveon Mitchell	Nay-vee-on	Xander Yarberough	Zan-der Yar-ber-row
Shamad Lomax	Shuh-mahd Low-max	Jackson Solbeck	Sole-bek
Xzavier Guyton	X-zay-vee-er	Humberto Renteria	Dom-bare-toe
Lui Fa'amasino	Louie Fah-ah-muh-see-no	Jacob Arellano	Are-ray-yah-no
Kris'Sean Edwards	Krish-on	DeShawnte Lloyd	Deh-shon-tay
Isaiah Mursalat	Eye-zay-uh Mer-suh-lot	Myles Vigne	Veen



ROSTER: NUMERICAL

NO.	Name	POS.	HT.	WT.	YR.	HOMETOWN / PREVIOUS SCHOOL	NO.	Name	POS.	HT.	WT.	YR.	HOMETOWN / PREVIOUS SCHOOL
1	Ray Buford Jr.	DB	6-2	202	R-Jr.	Detroit, Mich. / Independence CC	30	Xzavier Guyton	DB	6-0	183	Fr.	Arlington, Texas / Arlington HS
1	Jason Huntley	RB	5-9	188	Jr.	Arlington, Texas / Martin HS	31	Mike Edwards	DL	6-3	230	Fr.	Muskogee, Okla. / Muskogee HS
2	OJ Clark	WR	5-7	165	R-Jr.	Wichita Falls, Texas / Wichita Falls HS	34	Austin Reeves	LS	6-0	212	R-Fr.	Huntersville, N.C. / Virginia Tech
2	Terrill Hanks	LB	6-3	235	Sr.	Miami, Fla. / Immaculata LaSalle HS	35	Grant Miles	TE	6-5	227	Fr.	Scottsdale, Ariz. / Horizon HS
3	Derek Ibekwe	DL	6-0	234	R-Sr.	Houston, Texas / Lamar Consolidated HS	36	Alex Escobar	RB	5-9	190	Fr.	Peoria, Ariz. / Centennial HS
3	Matt Romero	QB	6-2	204	Jr.	Oceanside, Calif. / Palomar College	37	Isaac Garcia	K	5-6	135	R-Fr.	El Paso, Texas / Franklin HS
4	Caleb Mills	WR	6-5	204	So.	Gastonia, N.C. / Dodge City CC	40	Tim O'Donnell	LS	5-10	241	Sr.	Queensland, Australia / NDSCS
4	DeMarcus Owens	DB	5-10	191	Sr.	McKinney, Texas / Yukon HS	41	Leon McQuaker	LB	6-1	220	Sr.	Augusta, Ga. / Eastern Arizona College
5	Komotay Koffie	DB	6-1	190	Jr.	Providence, R.I. / NDSDS	42	Jacob Wilson	LB	5-10	225	So.	Santa Teresa, N.M. / Santa Teresa HS
5	Cameron Matthews	QB	6-4	220	R-Fr.	Crowley, Texas / Trinity Valley School	43	Billy Nipp	LB	5-11	223	R-Sr.	Nashville, Tenn. / Father Ryan HS
6	Andre Bodison	WR	6-4	210	Jr.	Palm Coast, Fla. / New Mexico Military Institute	44	Matthew Young	DL	6-2	245	R-Fr.	Las Cruces, N.M. / Onate HS
6	Derek Watson	DL	6-4	214	R-Jr.	Denton, Texas / Guyer HS	45	Deven McGee	K	6-2	215	Jr.	Albuquerque, N.M. / La Cueva HS
7	Royce Caldwell	RB	5-8	170	Sr.	Columbus, Texas / Columbus HS	46	Donovan King	DL	6-2	224	Fr.	Pearland, Texas / Shadow Creek HS
7	Javahn Ferguson	LB	6-1	224	R-Jr.	Baton Rouge, La. / Southern Lab HS	47	Devin Richardson	LB	6-3	225	Fr.	Klein, Texas / Klein HS
8	Tevis Abraham	WR	6-2	200	R-Fr.	Baton Rouge, La. / Southern Lab HS	49	Lui Fa'amasino	LB	6-0	227	Sr.	Anchorage, Alaska / LA Harbor College
8	Jassavia Reese	DL	6-4	255	Sr.	Tyler, Texas / John Tyler HS	50	Austin Young	DL	6-5	320	Fr.	Goodyear, Ariz. / Desert Edge HS
9	Drew Dan	WR	6-3	190	Jr.	Muskogee, Okla. / Checotah HS	51	Kris'Sean Edwards	DL	6-4	295	Jr.	Tulsa, Okla. / NE Oklahoma AGM College
9	Lautao Nomura	LB	6-1	200	Jr.	Corona, Calif. / Santa Ana College	51	Roy Lopez	DL	6-2	313	Jr.	Tempe, Ariz. / Mesquite HS
10	Izaiah Lottie	WR	6-0	198	R-Jr.	Denver, Colo. / Cherokee Trail HS	52	Jalen Guerrero	DL	6-6	285	So.	Las Cruces, N.M. / Mayfield HS
10	Cedric Wilcots II	DL	6-4	245	R-Jr.	Dallas, Texas / Wilmer-Hutchins HS	54	Isaiah Mursalat	DL	6-4	321	Fr.	Scottsdale, Ariz. / Horizon HS
11	Malik Demby	LB	6-2	227	R-Sr.	Chino, Calif. / Chino HS	55	Sebastian Anderson	DL	6-6	305	R-Jr.	Goodyear, Ariz. / Desert Edge HS
11	Shea Holebrook Jr.	WR	6-5	208	Jr.	Ossining, N.Y. / Monroe College	56	Arnold Saidov	DL	6-3	225	Fr.	Keller, Texas / Fossil Ridge HS
12	Nick Jeanty	QB	6-2	203	R-Sr.	Miramar, Fla. / Miramar HS	59	Dorian Vega	DL	6-2	225	Fr.	El Paso, Texas / Americas HS
12	Tymon Locklin	DB	6-2	210	Sr.	Fresno, Calif. / Clovis North HS	63	Adonis Gordon-Day	DL	5-10	315	R-Fr.	Marietta, Ga. / MidAmerica Nazarene University
13	Johnathan Boone	WR	6-3	190	R-Sr.	Orlando, Fla. / Ellsworth (IA) CC	65	Tony Bello	DL	6-4	290	R-Jr.	Denver, Colo. / Bear Creek HS
13	Austin Shaw	DB	6-0	175	Jr.	Frisco, Texas / Frisco HS	67	Eric Pulliam	DL	6-5	321	Jr.	Whittier, Calif. / Fullerton JC
14	Josh Adkins	QB	6-2	218	R-Fr.	Spring Branch, Texas / Smithson Valley HS	69	Billy Sharmoug	DL	6-2	330	Sr.	Manteca, Calif. / Santa Barbara CC
15	Jeremy Hodge	QB	6-2	216	R-Fr.	Plano, Texas / Parish Episcopal HS	70	David Ash	DL	6-4	305	R-Fr.	El Paso, Texas / Eastwood HS
16	Gaven Swinson	WR	6-4	216	Fr.	Las Cruces, N.M. / Mayfield HS	71	Max Wilhite	DL	6-4	316	Fr.	Goodyear, Ariz. / Desert Edge HS
16	Payton Theisler	P	5-9	145	Jr.	Phoenix, Ariz. / Desert Vista HS	72	Justin Segura	DL	6-3	252	Fr.	Scottsdale, Ariz. / Horizon HS
17	Sol Rascon	WR	6-3	185	So.	Farmington, N.M. / Farmington HS	74	Jamin Smith	DL	6-3	306	R-Sr.	Castle Rock, Colo. / Douglas County HS
18	Dylan Brown	K	6-1	174	Jr.	Chandler, Ariz. / Phoenix College	75	Evan Tafoya-Vallo	DL	6-3	293	Fr.	Rio Rancho, N.M. / Rio Rancho HS
18	Marcus Buckley	DL	6-2	295	R-Fr.	Weatherford, Texas / Weatherford HS	76	Sage Duxtater	DL	6-7	327	Jr.	Welland, Ontario, Canada / Canada Prep Academy
19	Austin Perkins	DB	5-9	185	R-Jr.	Tucson, Ariz. / Tucson HS	77	Isaac McClain	DL	6-2	320	Sr.	Manteca, Calif. / Santa Barbara CC
19	Luke Wilson	QB	6-2	185	Fr.	Louisa, Va. / Fork Union Military Academy	78	Brian Trujillo	DL	6-4	315	R-Jr.	Albuquerque, N.M. / Volcano Vista HS
20	Jonathan Hood	LB	6-0	215	Sr.	Tyler, Texas / North Crowley HS	80	Trevor Brohard	LB	6-3	232	R-Fr.	Los Lunas, N.M. / Los Lunas HS
20	Naveon Mitchell	RB	5-10	160	Fr.	Richmond, Texas / Travis HS	81	Ivan Avina	WR	5-9	183	Fr.	El Paso, Texas / Eastlake HS
21	Rodney McGraw II	DB	6-2	186	Fr.	Missouri City, Texas / Elkins HS	82	Brock Marlatt	TE	6-2	215	So.	Kearney, Neb. / Kearney HS
21	Anthony Muse	WR	6-0	165	R-Jr.	Pacoima, Calif. / Slymar HS	84	Brandon Gonzalez	TE	6-2	230	Jr.	Fabens, Texas / Fabens HS
22	Eli Anderson	RB	5-11	210	So.	La Habra, Calif. / La Habra HS	85	Miguel Provencio	TE	6-3	245	R-So.	Chihuahua, Mexico / Valley City State University
22	Shamad Lomax	DB	6-0	204	Jr.	Due West, South Carolina / Copperas Cove HS	86	Sky Hinojosa	WR	6-0	177	Fr.	Phoenix, Ariz. / Mountain Pointe HS
23	Ron LaForce	DB	6-1	180	Sr.	Bayou La Batre, Ala. / College of the Sequoias	87	Bryce Roberts	TE	6-4	268	So.	Yukon, Okla. / Mustang HS
24	Parker Davidson	K	5-11	175	Sr.	Plano, Texas / Plano West Senior HS	88	Xander Yarberough	TE	6-6	252	So.	San Antonio, Texas / Roosevelt HS
24	Sy Slater	RB	6-1	202	R-Jr.	Houston, Texas / Katy HS	89	Jackson Solbeck	DL	6-4	283	Sr.	Houston, Texas / Cypress Ranch HS
25	Christian Gibson	RB	6-1	210	Sr.	Dallas, Texas / Prime Prep Academy	92	Humberto Renteria	DL	6-0	335	R-Sr.	Clint, Texas / Clint HS
25	Mica Ward	DB	6-3	180	Fr.	El Paso, Texas / Chapin HS	93	Jacob Arellano	DL	6-2	325	Jr.	El Paso, Texas / Socorro HS
26	Josh Foley	RB	5-10	201	R-Fr.	Rio Rancho, N.M. / Rio Rancho HS	94	DeShawnte Lloyd	DL	6-1	333	R-Sr.	Baltimore, Md. / College of the Sequoias
28	Shane Jackson	LB	6-0	232	R-Jr.	Houston, Texas / Manvel HS	95	John Graves III	DL	6-1	319	Fr.	Lancaster, Texas / Lancaster HS
29	Jared Phipps	DB	5-9	165	Jr.	Arlington, Texas / Martin HS	97	Kai Golden	DL	6-3	295	Fr.	Tucson, Ariz. / Mountain View HS
							99	Myles Vigne	DL	6-1	315	R-So.	New Orleans, La. / Warren Easton Sr. HS

ALPHABETICAL ROSTER

#	PLAYER	POS.	#	PLAYER	POS.	#	PLAYER	POS.	#	PLAYER	POS.	#	PLAYER	POS.
8	Tevis Abraham	WR	24	Parker Davidson	K	30	Xzavier Guyton	DB	10	Izaiah Lottie	WR	29	Jared Phipps	DB
14	Josh Adkins	QB	11	Malik Demby	DB	2	Terrill Hanks	LB	82	Brock Marlatt	TE	85	Evan Tafoya-Vallo	DL
22	Eli Anderson	RB	76	Sage Duxtater	DL	86	Sky Hinojosa	WR	5	Cameron Matthews	QB	67	Eric Pulliam	DL
55	Sebastian Anderson	DL	51	Kris'Sean Edwards	DL	15	Jeremy Hodge	QB	77	Isaac McClain	DL	17	Sol Rascon	WR
93	Jacob Arellano	DL	31	Mike Edwards	DL	11	Shea Holebrook Jr.	WR	45	Deven McGee	K	8	Jassavia Reese	DL
70	David Ash	DL	36	Alex Escobar	RB	20	Jonathan Hood	LB	21	Rodney McGraw II	DB	34	Austin Reeves	LS
81	Ivan Avina	WR	49	Lui Fa'amasino	LB	1	Jason Huntley	RB	41	Leon McQuaker	LB	92	Humberto Renteria	DL
65	Tony Bello	DL	7	Javahn Ferguson	LB	3	Derek Ibekwe	DL	35	Grant Miles	TE	47	Devin Richardson	LB
6	Andre Bodison	WR	38	Gabriel Flynn	LB	28	Shane Jackson	LB	4	Caleb Mills	WR	87	Bryce Roberts	TE
13	Johnathan Boone	WR	26	Josh Foley	RB	12	Nick Jeanty	QB	20	Naveon Mitchell	RB	3	Matt Romero	QB
18	Trevor Brohard	LB	37	Isaac Garcia	K	46	Donovan King	DL	54	Isaiah Mursalat	DL	56	Arnold Saidov	DL
18	Dylan Brown	K	25	Christian Gibson	RB	5	Komotay Koffie	DB	21	Anthony Muse	WR	72	Justin Segura	DL
18	Marcus Buckley	DL	97	Kai Golden	DL	23	Ron LaForce	DB	43	Billy Nipp	LB	69	Billy Sharmoug	DL
1	Ray Buford Jr.	DB	84	Brandon Gonzalez	TE	94	DeShawnte Lloyd	DL	9	Lautao Nomura	LB	13	Austin Shaw	DB
7	Royce Caldwell	RB	63	Adonis Gordon-Day	DL	12	Tymon Locklin	DB	40	Tim O'Donnell	LS	24	Sy Slater	DB
2	OJ Clark	WR	95	John Graves III	DL	22	Shamad Lomax	DB	4	DeMarcus Owens	DB	74	Jamin Smith	DL
9	Drew Dan	WR	52	Jalen Guerrero	DL	51	Roy Lopez	DL	19	Austin Perkins	DB	89	Jackson Solbeck	DL

STARTING OFFENSE

	X	LT	LG	C	RG	RT	Y	Z	H	QB	T
Wyoming	Dan	Doxtater	Trujillo	Smith	McClain	Anderson	Yarberough	Boone	Clark	Romero	Huntley
at Minnesota	Dan	Doxtater	Trujillo	Smith	McClain	Anderson	Roberts	Boone	Clark	Romero	Huntley
at Utah State	Lottie	Doxtater	Trujillo	Smith	Anderson	McClain	Roberts	Boone	Clark	Romero	Huntley
New Mexico											
at UTEP											
Liberty											
at Louisiana											
Georgia Southern											
at Texas State											
Alcorn State											
at BYU											
at Liberty											

STARTING DEFENSE

	3 Tech	NT	RE	S	Will	Mike	Sam	BCB	FS	SS	FCB
Wyoming	Lopez	Lloyd	Reese	Demby	Hood	Ferguson	Hanks	Buford Jr.	LaForce	Lomax	Owens
at Minnesota	Lopez	Lloyd	King	Jackson	Hood	Fa'amasino	Hanks	Buford Jr.	LaForce	Lomax	Owens
at Utah State	Lopez	Lloyd	Wilcots II	Jackson	Hood	Nipp	Hanks	Buford Jr.	LaForce	Lomax	Owens
New Mexico											
at UTEP											
Liberty											
at Louisiana											
Georgia Southern											
at Texas State											
Alcorn State											
at BYU											
at Liberty											



SUPERLATIVES

THE LAST TIME AN AGGIE...

Rushing

Rushed 40 or more times.....Eric Higgins at UL-Monroe, 10/25/03 (43)
 Rushed 30-39 times.....Larry Rose III at Texas State, 11/7/15 (31)
 Rushed for 200 or more yards.....Larry Rose III at Texas State, 11/7/15 (207)
 Rushed for 150-199 yards.....Larry Rose III at South Alabama, 12/13/16 (170)
 Rushed for 100-149 yards.....Larry Rose III vs. Utah State, 12/29/17 (132)
 Rushed for four or more touchdowns.....Larry Rose III vs. Idaho, 10/31/15 (4)
 Rushed for three touchdowns.....Larry Rose III vs. New Mexico, 10/3/15 (260)

Passing

Passed for 500 or more yards.....Chase Holbrook vs. LA Tech, 12/2/06 (514)
 Passed for 400-499 yards.....Tyler Rogers vs. South Alabama, 12/2/17 (451)
 Passed for 300 -399 yards.....Tyler Rogers at Georgia Southern, 10/14/17 (382)
 Attempted 50 or more passes.....Matt Romero at Minnesota 8/30/18 (58)
 Attempted 45-49 passes.....Nick Jeanty vs. Idaho, 11/25/17 (49)
 Attempted 35-44 passes.....Tyler Rogers vs. Arkansas State, 10/28/17 (40)
 Completed 40 or more passes.....Tyler Rogers vs. South Alabama, 12/2/17 (40)
 Threw five or more touchdown passes.....Chase Holbrook at UTEP, 9/20/08 (5)
 Threw four touchdown passes.....Tyler Rogers at Georgia Southern, 10/14/17 (4)

Receiving

Caught 15 or more passes.....Paul Dombrowski vs. San Jose State, 11/19/05 (16)
 Caught 10-14 passes.....Jason Huntley at Georgia Southern, 10/14/17 (11)
 Had 200 or more yards receiving.....Tyrian Taylor vs. Georgia State, 9/12/2015 (206)
 Had 150-199 yards receiving.....Jaleel Scott at Arkansas, 9/30/17 (174)
 Had 100-149 yards receiving.....Jaleel Scott vs. South Alabama 12/2/17 (134)
 Caught three or more TD passes.....Gregory Hogan at Arkansas State, 11/29/14 (3)
 Caught two TD passes.....Izaiah Lottie vs. Troy, 9/16/17 (2)

Total Offense

Had 500 or more yards total offense.....Tyler Rogers at Texas State, 11/4/17 (507)
 Had 400-499 yards total offense.....Tyler Rogers vs. South Alabama, 12/2/17 (431)
 Had 300-399 yards total offense.....Tyler Rogers at Arkansas 9/30/17 (330)
 Had 100 or more yards each rushing and passing.....Matt Christian at UNM, 10/1/11 (296 pass, 101 rush)

Scoring

Accounted for four or more touchdowns.....Tyler Rogers at Texas State, 11/4/17 (3 pass, 1 rush)
 Scored four or more touchdowns.....Larry Rose III vs. Idaho, 10/31/15 (4 rush)
 Scored a defensive PAT.....Parrish Foster at Arkansas State, 9/11/93 (92 yard FG return)
 Returned an interception for TD.....Shamad Lomax vs. UTEP, 9/23/17 (19)
 Returned a fumble for TD.....DeMarcus Owens at UTEP, 9/3/16 (50)
 Returned a kickoff for TD.....Jason Huntley vs. Utah State, 12/29/17 (100)
 Returned a punt for TD.....Chris Williams vs. Alcorn State, 10/4/08 (83)

Defense

Intercepted three or more passes.....Shamad Lomax vs. UTEP, 9/23/17 (3)
 Intercepted two passes.....Jaden Wright at Appalachian State, 10/7/17 (2)
 Forced three or more fumbles.....Cedric Wilcots II at Texas State, 11/4/17 (3)
 Recovered three or more fumbles.....Fredd Young vs. LA Tech, 9/10/83 (3)
 Recorded five or more sacks.....Fredd Young vs. LA Tech, 9/10/83 (6)
 Recorded three or four sacks.....Cedric Wilcots II vs. Idaho, 11/25/17 (3.5)
 Recorded two sacks.....Dalton Herrington & Malik Demby at Arizona State, 8/31/17 (2)
 Recorded 20+ tackles.....Rodney Butler vs. New Mexico, 9/10/16 (24)
 Recorded 15-19 tackles.....Terrill Hanks at Utah State, 9/8/18 (19)
 Recorded 10-14 tackles.....Billy Nipp at Utah State, 9/8/18 (13)
 Blocked a punt.....B.J. Adolpho vs. Utah State, 10/10/09
 Blocked a PAT.....Dion Henrique at Florida, 9/5/15
 Tackles in a Half.....Rodney Butler vs. New Mexico, 9/10/16 (15)

Special Teams

Kicked five or more field goals.....Dat Ly at Kansas, 10/1/88 (5)
 Kicked four field goals.....Parker Davidson vs. New Mexico, 9/10/16 (4)
 Kicked two field goals of 50 or more yards.....Skip Vernon at Hawai'i, 11/11/78 (53, 50)
 Kicked one field goal of 50 or more yards.....Dario Aguiniga at Oregon State, 9/13/03 (53)
 Kicked a punt of 70 or more yards.....Anthony Torres at Texas State, 11/7/15 (70)
 Kicked a punt of 60-69 yards.....Payton Theisler at Minnesota, 8/30/18 (69)
 Totaled 175 or more kick return yards.....Akeelie Mustafa at Ohio, 9/8/12 (180)
 Totaled 150-174 kick return yards.....Taveon Rogers vs. Idaho, 10/15/11 (172)
 Totaled 100-149 kick return yards.....Jason Huntley at Louisiana, 11/18/17 (131)
 Totaled 100 or more punt return yards.....Fredd Young vs. Illinois State, 10/2/82 (106)
 Totaled 50-99 punt return yards.....Teldrick Morgan vs. UL-Lafayette, 11/4/14 (56)

THE LAST TIME NM STATE...

Rushing

Had 400 or more yards rushing.....at Louisville, 8/23/01 (407)
 Had 70 or more rushing attempts.....at ULM, 10/25/03 (71)
 Had 60-69 rushing attempts.....at ULM, 10/25/03 (71)
 Had four or more rushing TDs.....vs. Idaho, 10/31/15 (4)
 Two or more players with 100 yards rushing.....at South Alabama, 12/3/16
 (Rose II 170, Cramer 110)

Passing

Had 400 or more yards passing.....vs. South Alabama, 12/2/17 (451)
 Had 300-399 yards passing.....at Georgia Southern, 10/14/17 (399)
 Had 50 or more pass attempts.....at Minnesota, 8/30/18 (58)
 Had 40-49 pass attempts.....vs. Idaho, 11/25/17 (49)
 Had 35 or more pass completions.....vs. South Alabama, 12/2/17 (40)
 Had 25 or more pass completions.....at Minnesota, 8/30/18 (29)
 Had 20-24 pass completions.....at Utah State, 9/8/18 (20)
 Had five or more passing TDs.....vs. Texas State, 11/19/16 (5)
 Had four passing TDs.....Texas State, 11/4/17 (4)
 Threw four interceptions.....vs. Southeastern Louisiana, 8/30/07 (4)
 Threw five interceptions.....at Troy, 9/24/16 (5)
 Threw six-plus interceptions.....at Appalachian State, 10/7/2017 (6)

Receiving

Had two players with 100 yards receiving.....at UTEP, 9/15/12
 (Franklin 107, Bateman 110)
 Had 10 or more players with a reception.....vs. Utah State, 12/29/17 (15)
 Had two or more players with 10 or more receptions.....vs. LA Tech, 11/22/08 (2)
 Had six or more players with two or more receptions.....at Utah State, 9/8/18 (6)
 Had three or more players with five or more receptions.....vs. South Alabama, 12/2/17 (4)

Total Offense

Had 700 or more yards total offense.....at UNLV, 11/18/95 (721)
 Had 600 or more yards total offense.....at Texas State, 11/4/17 (622)
 Had 90 or more total offensive plays.....at Appalachian State, 10/7/17 (92)

Scoring

Scored 50 or more points.....vs. Texas State, 11/19/16 (50)
 Scored 40-49 points.....at Texas State, 11/4/17 (45)
 Allowed 50 or more points.....at Utah State, 9/8/18 (60)
 Was held scoreless.....at LA Tech, 11/26/11 (0-44)
 Was held scoreless at home.....vs. #3 Boise State, 10/2/10 (0-59)
 Was held scoreless on the road.....at LA Tech, 11/26/11 (0-44)
 Held an opponent scoreless.....at ULM, 9/29/01 (31-0)
 Held an opponent scoreless at home.....vs. UT Arlington, 10/25/75 (16-0)
 Held an opponent scoreless on the road.....at ULM, 9/29/01 (31-0)

Turnovers

Committed seven or more turnovers.....at Texas, 9/7/96 (7)
 Lost four or more fumbles.....at Texas 8/31/13 (4)
 Did not commit a turnover.....vs. Wyoming, 8/25/18
 Recorded six or more takeaways.....vs. Long Beach State, 11/7/98 (8)
 Recovered three or more fumbles.....vs. Idaho, 10/15/11 (3)
 Returned one interception for a TD.....vs. UTEP, 9/23/17 (19-yard return)
 Returned two or more interceptions for TDs.....vs. Florida International,
 10/30/04 (Byrd 48, Griebel 64)
 Returned a fumble for a TD.....at UTEP, 9/3/16 (50)

Defense

Held an opponent to 10 or fewer first downs.....vs. NM Highlands, 9/2/99 (9)
 Held an opponent to 50 or fewer yards passing.....vs. Georgia Southern, 10/4/14 (18)
 Held an opponent to 51-100 yards passing.....at Georgia Southern, 10/14/17 (73)
 Held an opponent to under 75 yards net rushing.....vs. South Alabama, 12/2/17 (22)
 Held an opponent to 200 or fewer yards total offense.....vs. Alcorn State, 10/4/08 (195)
 Intercepted three passes.....vs. Texas State, 11/19/16
 Intercepted four passes.....vs. Florida International, 10/30/04
 Intercepted five passes.....vs. UTEP, 9/23/17
 Intercepted six passes.....vs. Long Beach State, 10/7/88
 Recorded five or more sacks.....vs. Wichita State, 10/15/66
 Had three or four players with 10+ tackles.....at Utah State, 9/8/18 (3)
 Had five or more players with 10+ tackles.....vs. Wyoming, 8/25/18 (5)
 Recorded a safety.....at Arkansas State, 11/12/16
 Blocked a field goal attempt.....vs. Georgia Southern, 10/4/14
 Blocked a punt.....vs. Utah State, 10/10/09



DOUG MARTIN

SIXTH SEASON

Doug Martin is entering his sixth season at the helm of the NM State football program in 2018.

Martin was officially announced as the Aggies' 34th head football coach on Feb. 1, 2013, after the departure of former head coach DeWayne Walker to the NFL. Martin was no stranger to the NM State program as he was the Aggie offensive coordinator under Walker in 2011.

In 2017, Martin etched his name into Aggie lore when he guided the Aggies to their first bowl game in 57 years and then captured the 2017 NOVA Home Loans Arizona Bowl Championship in front of 25,000-plus Aggie fans at Arizona Stadium on Friday, Dec. 29, 2017.

The season was capped off with a storybook ending as Larry Rose III rushed in the winning touchdown in overtime for the 26-20 victory over Utah State – the last opponent NM State defeated in 1960 when it last appeared in a bowl game. Rose III was named the offensive MVP while Leon McQuaker took home defensive MVP honors.

Rose III's game-winning touchdown also saw him tie James "Preacher" Pilot for the most rushing touchdowns in program history with 37.

At season's end, the team finished the regular-season 7-6 and 4-4 against Sun Belt opponents. These victories included a sweep over NM State's rivals UTEP and New Mexico for the first time since 2002. The win in 2017 over UNM was the second win in as many years.

The Aggies' head coach helped guide the offense to average 453.8 total yards of offense per game, including a Sun Belt-best 352.6 passing yardage. Martin led quarterback Tyler Rodgers to a conference-leading 3,825 yards with 26 touchdown passes. Wide receiver Jaleel Scott also posted a standout season as the senior led the team with eight touchdowns and 1,042 total yards. For his efforts Scott received an invitation to the Senior Bowl, a first for an Aggie since 1978.

The strong season led Scott to being selected in the fourth round (132 overall) by the Baltimore Ravens in the 2018 NFL Draft. Scott, a First Team All-Conference selection in the Sun Belt, became the first Aggie chosen in the draft since the Jacksonville Jaguars took Jeremy Harris in the seventh round in 2013. The wideout was the highest Aggie taken in the draft since Davon House was selected in the fourth round, pick 131, by the Green Bay Packers in 2011.

NM State finished 2016 with a record of 3-9 for the second straight year, including a 32-31 rivalry win in the second

game of the season against New Mexico. In conference play, the Aggies collected a 37-31 home win against Louisiana and cruised by Texas State, 50-10, at home.

Martin coached seven players that earned All-Sun Belt postseason honors, which was the most by NM State since joining the SBC in 2013. Linebacker Rodney Butler was named first-team all-conference after leading the country in tackles with 165. Butler, who concluded his career fourth in school history in tackles with 378, was named a Phil Steele All-American at the end of the season. Butler became the third Aggie to lead the country in tackles for a single season.

Martin helped lead the Aggies to an average of 414.7 yards of total offense per game, including 244.92 through the air. Martin guided quarterback Tyler Rodgers to a strong campaign with 16 touchdown passes and 2,603 passing yards. Meanwhile, the Aggie backfield, led by Larry Rose III, averaged 169.8 yards per game on the ground. Rose III paced the ground attack with 935 yards on the season.

The Aggies concluded the 2015 season with a 3-9 record, which is the best record for the program since 2011. In conference play, NM State defeated Idaho 55-48, Texas State 31-21 and UL-Lafayette 37-34 to collect three victories in a row. This was also the first time the team won three in a row since 2004.

As the offensive coordinator, Martin guided sophomore Larry Rose III as he broke the NM State single-season rushing record in just 10 games. Overall, Rose III had 1,651 rushing yards to finish the year ranked No. 6 all-time in the conference. For his accomplishments, Rose III earned Associated Press All-American Third Team honors and was named the Sun Belt Conference's Offensive Player of the Year.

Overall, the Aggies won five conference Player of the Week awards. Rose III won back-to-back honors, while Andrew Allen and Parker Davidson both won after leading the team to victory against UL-Lafayette. Jaden Wright was named Defensive Player of the Week at the beginning of the season.

NM State went 2-10 for the second year in a row in 2014. During Martin's second year, the Aggies began the season 2-0 for the first time since 1999. After topping Cal Poly in a 28-10 victory, NM State defeated Georgia State, 34-31, in its first Sun Belt Conference game.

The Aggies also faced I-10 rival UTEP, Rio Grande rival New Mexico and No. 17 LSU in 2014. Under Martin's tutelage, Allen became the first freshman to rush for over 100 yards against LSU since 2011. Later in the season, Rose III rushed for 229 yards against UL-Monroe to become the first NM State player

The Martin File

Full Name: Doug Martin

Birthdate: Feb. 4, 1963

Wife: Vicki

Children: Molly, Cory and Bobby

Education

University of Kentucky, 1985
B.S. History

Coaching Experience

- New Mexico State, 2013-Pres. (Head Coach)
- Boston College, 2012 (Offensive Coordinator)
- New Mexico State, 2011 (Offensive Coordinator)
- Kent State, 2004-10 (Head Coach)
- East Carolina, 1996-02 (Offensive Coordinator)
- East Carolina, 1992-02 (Assistant Coach)
- East Tennessee State, 1989-91 (Offensive Coordinator)
- East Tennessee State, 1988 (Assistant Coach)
- University of Kentucky, 1986-87 (Graduate Assistant)

Bowl Experience

- 1984 - Hall of Fame Bowl (Kentucky)
- 1994 - St. Jude Liberty Bowl (ECU)
- 1995 - St. Jude Liberty Bowl (ECU)
- 1999 - Mobile Alabama Bowl (ECU)
- 2000 - GalleryFurniture.com (ECU)
- 2001 - GMAC Bowl (ECU)
- 2017 - Arizona Bowl (NM State)

to rush for over 200 yards since 2003 when Eric Higgins ran for 218 yards. This feat ranked Rose III as No. 7 all-time for single game performances.

With Martin guiding him, Rose III amassed 1,102 yards over the season to become the first 1,000 yard rusher since Kenny Turner in 2011. This was also the first time a freshman rushed for over 1,000 yards since Denvis Manns in 1995.

As a team, the Aggies averaged 420.9 yards of total offense per game after amassing 2,252 rushing yards and 2,899 receiving yards through 12 games. Defensively, NM State had two players amass triple-digit tackling on the season as Rodney Butler racked up 119 tackles and Derek Ibekwe accumulated 102 tackles. In addition, 21 student-athletes garnered double-digit tackles on the season. In all, the defense had 1,028 tackles, fivesacks, 11 interceptions and 10 fumble recoveries.

NM State went 2-10 in 2013 during Martin's first season as head coach after playing one of the toughest schedules in the school's history. The Aggies faced five teams that had participated in a bowl game the previous season while also playing two teams ranked in the top 15 in the nation.

NM State kicked off the 2013 season with a trip to Austin, Texas, to face the 15th-ranked Texas Longhorns and also made a trip to Los Angeles during the season to play No. 13 UCLA. The Aggies' home schedule included games versus Minnesota, which was the first school out of the Big Ten to play at Aggie Memorial Stadium, and Boston College, which was the first school out of the Atlantic Coast Conference to make a trip to Las Cruces.

The Aggies averaged 20.9 points per game and 382.2 yards per game in 2013, including 141.8 yards per game on the ground and 240.5 yards per game through the air. The team had a season-high 224 yards rushing against Abilene Christian on Oct. 26 and a season-high 380 yards passing and receiving versus Boston College on Nov. 9.

Martin's influence and system began to take shape during the final five games of the season as NM State went 2-3 in those games and had fourth-quarter chances for a win in two of the three losses.

Martin would start making an impact on the squad as soon as he accepted the head coaching position. Before the season began, the Aggies had four players placed on six different preseason watch lists, the most for any NM State football team in the school's history. NM State also had 12 players honored on the College Sports Madness Independent Preseason All-Conference team and 11 players on the Phil Steele College Football Preview All-Independent team.

During the season, senior safety Davis Cazares was nominated as a Bulsworth Trophy finalist, honoring the most outstanding collegiate football player who began his career as a walk-on. Linebacker Clint Barnard would be named to the Capital One Academic All-District VII first team. The Aggies would also pick up three FBS Independent Player of the Week nods in 2013 under Martin, Cazares and Barnard on the defensive side and punter Cayle Chapman-Brown on special teams.

At the conclusion of the 2013 season, NM State would place five players on the All-Independent Football team including Cazares, Trashaun Nixon, Austin Franklin, Andy Cunningham and Davonte Wallace.

In 2012, Martin left his offensive coordinator position at NM State to take the same position for Boston College out of the Atlantic Coast Conference. The Eagles ranked 47th in the nation in passing offense, as Martin guided wide receiver Alex Amidon and offensive tackle Emmett Cleary to All-ACC honors.

As the offensive coordinator for the Aggies in 2011, Martin helped NM State rank 47th in the country in total offense and 26th in passing offense. He helped guide the Aggies to a win over Minnesota, the program's first win against a team from the Big Ten.

With seven seasons under his belt as the head coach at Kent State University and eight as the offensive coordinator, Martin was instrumental in building a true football program at the university. A total of 20 Golden Flashes earned All-Mid-American Conference accolades from 2007-10, including Eugene Jarvis, who was atop the active Football Bowl Subdivision running backs list with 3,722 career yards on the ground, and Brian Lainhart, whose 17 career interceptions was also tops among active FBS players.

In 2010, Roosevelt Nix was named the MAC Defensive Player of the Year under Martin's watch. Also with Martin's help, four players were selected in the NFL draft including Jameson Konz (2010 - 7th round, Seattle Seahawks), Usama Young (2007 - 3rd round, New Orleans Saints), Jack Williams (2008 - 4th round, Denver Broncos) and Julian Edelman (2009 - 7th round, New England Patriots).

Martin is widely regarded as one of the nation's premier quarterback mentors. His list of protégés includes three-time All-Conference USA selection and current NFL passer David Garrard, record-setting CFL quarterback Marcus Crandell and other pros Richard Alston and Joshua Cribbs, who both played quarterback in college under Martin before switching positions in the NFL.

In Martin's first season, the Golden Flashes posted a 5-6 overall record, winning their final four games for the program's longest winning streak since 1976. The team also finished in fourth place in the MAC East Division with a 4-4 mark while producing three All-MAC players and two honorable mention All-Americans.

Martin was named the school's 19th head coach on March 1, 2004, replacing Dean Pees. Martin joined the Kent State staff in January 2003 as offensive coordinator. After just one year on the staff, Martin made an instant impact on the Golden Flashes' offense. In its first season under Martin's system, Kent State averaged 26.8 points per game, the second-highest in the previous 30 years for the program.

Martin arrived at Kent State following 11 seasons at East Carolina University, the last seven of which he was in charge of the team's offense. He was at ECU for all of Steve Logan's tenure there, serving as the tight ends coach and special team's coordinator for two seasons (1992-93), then another two years as wide receivers coach (1994-95) before being promoted to offensive coordinator in 1996.

Prior to joining the staff at East Carolina, Martin was a graduate assistant at the University of Kentucky, his alma mater, from 1986-87 and then spent the 1988-91 seasons at East Tennessee State University.

Martin was a four-year letterwinner at Kentucky from 1981-84. A native of Oak Ridge, Tenn., Martin earned a bachelor's degree in history from Kentucky in 1985.

Martin and his wife Vicki have a daughter, Molly, and two sons, Cory and Bobby. Cory is on staff as a wide receivers coach.

OVERALL INDIVIDUAL STATISTICS

Rushing	gp	att	gain	loss	net	avg	td	lg	avg/g
Huntley, Jason	3	26	72	9	63	2.4	0	12	21.0
Caldwell, Royce	3	11	62	1	61	5.5	0	13	20.3
Gibson, C.	3	11	59	2	57	5.2	0	17	19.0
Muse, Anthony	3	1	3	0	3	3.0	0	3	1.0
Adkins, Josh	1	1	1	0	1	1.0	0	1	1.0
Boone, J.	3	1	0	9	-9	-9.0	0	0	-3.0
Romero, Matt	3	30	77	115	-38	-1.3	0	20	-12.7
Total	3	81	274	136	138	1.7	0	20	46.0
Opponents	3	150	942	61	881	5.9	9	74	293.7

Passing	gp	effic	comp-att-int	pct	yds	td	lg	avg/g
Romero, Matt	3	93.01	63-118-4	53.4	534	3	33	178.0
Jeanty, Nick	2	33.37	2-7-0	28.6	4	0	3	2.0
Adkins, Josh	1	94.67	2-3-0	66.7	10	0	9	10.0
Total	3	89.79	67-128-4	52.3	548	3	33	182.7
Opponents	3	114.86	47-87-1	54.0	536	3	41	178.7

Receiving	gp	no.	yds	avg	td	lg	avg/g
Boone, J.	3	13	116	8.9	1	19	38.7
Dan, Drew	3	12	177	14.8	1	33	59.0
Huntley, Jason	3	12	59	4.9	0	19	19.7
Clark, OJ	3	11	39	3.5	0	12	13.0
Lottie, Izaiah	3	7	68	9.7	1	13	22.7
Muse, Anthony	3	6	49	8.2	0	19	16.3
Roberts, Bryce	3	3	24	8.0	0	11	8.0
Abraham, Tevis	3	1	6	6.0	0	6	2.0
Holebrook, S.	2	1	6	6.0	0	6	3.0
Caldwell, Royce	3	1	4	4.0	0	4	1.3
Total	3	67	548	8.2	3	33	182.7
Opponents	3	47	536	11.4	3	41	178.7

Punt Returns	no.	yds	avg	td	lg
Clark, OJ	5	43	8.6	0	17
Lomax, Shamad	1	7	7.0	0	7
Total	6	50	8.3	0	17
Opponents	12	196	16.3	1	76

Interceptions	no.	yds	avg	td	lg
Lomax, Shamad	1	6	6.0	0	6
Total	1	6	6.0	0	6
Opponents	4	75	18.8	1	75

Kick Returns	no.	yds	avg	td	lg
Huntley, Jason	6	105	17.5	0	31
Caldwell, Royce	1	1	1.0	0	1
Total	7	106	15.1	0	31
Opponents	4	157	39.2	1	100

Fumble Returns	no.	yds	avg	td	lg
Hanks, Terrill	1	0	0.0	0	0
Total	1	0	0.0	0	0
Opponents	0	0	0.0	0	0

OVERALL INDIVIDUAL STATISTICS

Scoring	td	fg	PAT				dxp	saf	pts
			kick	rush	rcv	pass			
Brown, Dylan	-	3-4	3-3	-	-	-	-	-	12
Dan, Drew	1	-	-	-	-	-	-	-	6
Lottie, Izaiah	1	-	-	-	-	-	-	-	6
Boone, J.	1	-	-	-	-	-	-	-	6
Total	3	3-4	3-3	-	-	-	-	-	30
Opponents	15	10-11	15-15	-	-	-	-	1	137

Total Offense	g	plays	rush	pass	total	avg/g
Romero, Matt	3	148	-38	534	496	165.3
Huntley, Jason	3	26	63	0	63	21.0
Caldwell, Royce	3	11	61	0	61	20.3
Gibson, C.	3	11	57	0	57	19.0
Adkins, Josh	1	4	1	10	11	11.0
Jeanty, Nick	2	7	0	4	4	2.0
Muse, Anthony	3	1	3	0	3	1.0
Boone, J.	3	1	-9	0	-9	-3.0
Total	3	209	138	548	686	228.7
Opponents	3	237	881	536	1417	472.3

Field Goals	fg	pct.	01-19	20-29	30-39	40-49	50-99	lg	blk
Brown, Dylan	3-4	75.0	0-0	0-0	1-2	2-2	0-0	49	0

FG Sequence	New Mexico State	Opponents
Wyoming	-	(36),(39)
Minnesota	(45)	(27),(24),40
Utah State	(49),(31),32	(44),(32),(51),(21),(51),(51)

Punting	no.	yds	avg	lg	tb	fc	i20	50+	blk
Theisler, P.	28	1234	44.1	69	5	4	5	8	1
TEAM	1	0	0.0	0	0	0	0	0	0
Total	29	1234	42.6	69	5	4	5	8	1
Opponents	15	614	40.9	51	1	4	4	2	0

Kickoffs	no.	yds	avg	tb	ob	retn	net	ydIn
Brown, Dylan	9	550	61.1	5	0			
Theisler, P.	1	60	60.0	0	0			
Total	10	610	61.0	5	0	39.2	32.8	32
Opponents	28	1776	63.4	20	1	15.1	41.8	23

Numbers in (parentheses) indicate field goal was made.

OVERALL INDIVIDUAL STATISTICS

All Purpose	g	rush	rcv	pr	kr	ir	total	avg/g
Huntley, Jason	3	63	59	0	105	0	227	75.7
Dan, Drew	3	0	177	0	0	0	177	59.0
Boone, J.	3	-9	116	0	0	0	107	35.7
Clark, OJ	3	0	39	43	0	0	82	27.3
Lottie, Izaiah	3	0	68	0	0	0	68	22.7
Caldwell, Royce	3	61	4	0	1	0	66	22.0
Gibson, C.	3	57	0	0	0	0	57	19.0
Muse, Anthony	3	3	49	0	0	0	52	17.3
Roberts, Bryce	3	0	24	0	0	0	24	8.0
Lomax, Shamad	3	0	0	7	0	6	13	4.3
Abraham, Tevis	3	0	6	0	0	0	6	2.0
Holebrook, S.	2	0	6	0	0	0	6	3.0
Adkins, Josh	1	1	0	0	0	0	1	1.0
Romero, Matt	3	-38	0	0	0	0	-38	-12.7
Total	3	138	548	50	106	6	848	282.7
Opponents	3	881	536	196	157	75	1845	615.0

OVERALL TEAM STATISTICS

Team Statistics	NMSU	OPP
SCORING	30	137
Points Per Game	10.0	45.7
Points Off Turnovers	10	20
FIRST DOWNS	46	67
Rushing	17	38
Passing	23	24
Penalty	6	5
RUSHING YARDAGE	138	881
Yards gained rushing	274	942
Yards lost rushing	136	61
Rushing Attempts	81	150
Average Per Rush	1.7	5.9
Average Per Game	46.0	293.7
TDs Rushing	0	9
PASSING YARDAGE	548	536
Comp-Att-Int	67-128-4	47-87-1
Average Per Pass	4.3	6.2
Average Per Catch	8.2	11.4
Average Per Game	182.7	178.7
TDs Passing	3	3
TOTAL OFFENSE	686	1417
Total Plays	209	237
Average Per Play	3.3	6.0
Average Per Game	228.7	472.3
KICK RETURNS: #-Yards	7-106	4-157
PUNT RETURNS: #-Yards	6-50	12-196
INT RETURNS: #-Yards	1-6	4-75
KICK RETURN AVERAGE	15.1	39.2
PUNT RETURN AVERAGE	8.3	16.3
INT RETURN AVERAGE	6.0	18.8
FUMBLES-LOST	2-2	4-2
PENALTIES-Yards	23-173	23-243
Average Per Game	57.7	81.0
PUNTS-Yards	29-1234	15-614
Average Per Punt	42.6	40.9
Net punt average	32.3	36.3
KICKOFFS-Yards	10-610	28-1776
Average Per Kick	61.0	63.4
Net kick average	32.8	41.8
TIME OF POSSESSION/Game	24:17	35:18
3RD-DOWN Conversions	12/49	19/48
3rd-Down Pct	24%	40%
4TH-DOWN Conversions	2/3	1/1
4th-Down Pct	67%	100%
SACKS BY-Yards	3-10	13-108
MISC YARDS	0	0
TOUCHDOWNS SCORED	3	15
FIELD GOALS-ATTEMPTS	3-4	10-11
ON-SIDE KICKS	0-0	0-0
RED-ZONE SCORES	(4-5) 80%	(11-12) 92%
RED-ZONE TOUCHDOWNS	(2-5) 40%	(6-12) 50%
PAT-ATTEMPTS	(3-3) 100%	(15-15) 100%
ATTENDANCE	20322	59514
Games/Avg Per Game	1/20322	2/29757
Neutral Site Games		0/0

Score by Quarters	1st	2nd	3rd	4th	OT	Total
New Mexico State	14	6	3	7	0	30
Opponents	32	51	24	30	0	137

OVERALL DEFENSIVE STATISTICS

#	Defensive Leaders	gp	Tackles				Sacks	Pass defense			Fumbles		blkd	
			ua	a	tot	tfl/yds		no-yds	int-yds	brup	qbh	rcv-yds	ff	kick
2A	Hanks, Terrill	3	10	29	39	4.0-8	.	.	1	2	1-0	1	.	.
23	LaForce, Ron	3	12	26	38	1
20	Hood, Jonathan	3	12	11	23	0.5-0
22	Lomax, Shamad	3	6	14	20	0.5-0	.	1-6	2
41	McQuaker, Leon	1	2	16	18	1.0-3
51	Lopez, Roy	3	5	12	17	4.0-14	1.0-7	.	1
94	Lloyd, D.	3	3	14	17	2.5-12	1.0-10	.	1	.	.	1	.	.
43	Nipp, Billy	3	2	14	16	1.0-2
7A	Ferguson, J.	1	1	14	15	1
4	Owens, DeMarcus	3	5	7	12	.	.	.	3
1A	Buford Jr., Ray	3	6	2	8	.	.	.	1
49	Fa'amasino, Lui	2	5	2	7
89	Solbeck, J.	3	2	4	6
1B	Wilcots II, C.	1	2	4	6	0.5-1	1.0-0	.	.	1
28	Jackson, Shane	3	2	3	5	.	.	.	1
46	King, Donovan	3	1	4	5
19	Perkins, Austin	3	1	4	5
1C	Demby, Malik	1	1	3	4	1.0-2
5	Koffie, Komotay	3	1	3	4
1D	Locklin, Tymon	2	1	2	3	1-0	.	.	.
8A	Reese, Jassavia	1	1	2	3	0.5-1	.	.	.	1
1G	Buckley II, M.	3	.	3	3
99	Vigne, Myles	3	.	2	2
3A	Ibekwe, Derek	3	.	2	2	0.5-1
10	Lottie, Izaiah	3	.	2	2
9A	Nomura, Lautoa	3	1	1	2
7	Caldwell, Royce	3	.	2	2
11	Holebrook, S.	2	1	1	2
29	Phipps, Jared	3	.	1	1
40	O'Donnell, Tim	3	.	1	1
1	Huntley, Jason	3	1	.	1
2C	McGraw II, R.	2	.	1	1
9	Dan, Drew	3	1	.	1
2	Clark, OJ	3	.	1	1
8	Abraham, Tevis	3	.	1	1
25	Gibson, C.	3	1	.	1
Total		3	86	208	294	16-44	3-10	1-6	10	6	2-0	2	.	.
Opponents		3	103	88	191	28-148	13-108	4-75	17	5	2-0	2	1	1

TEAM GAME-BY-GAME STATISTICS

Date	Opponent	Rushing				Receiving				Passing				Kick Returns				Punt Returns				tot off		
		no.	yds	td	lg	no.	yds	td	lg	cmp	att	int	yds	td	lg	no.	yds	td	lg	no.	yds		td	lg
Aug 25	WYOMING	16	-9	0	8	18	144	1	31	18	33	0	144	1	31	1	1	0	1	2	24	0	17	135
Aug 30	at Minnesota	20	38	0	20	29	233	1	24	29	58	1	233	1	24	4	68	0	31	3	13	0	13	271
Sep 08	at Utah State	45	109	0	17	20	171	1	33	20	37	3	171	1	33	2	37	0	25	1	13	0	13	280
Opponents		81	138	0	20	67	548	3	33	67	128	4	548	3	33	7	106	0	31	6	50	0	17	686
Opponents		150	881	9	74	47	536	3	41	47	87	1	536	3	41	4	157	1	100	12	196	1	76	1417

Games: 3 • Avg/rush: 1.7 • Avg/catch: 8.2 • Pass effic: 89.79 • KR avg: 15.1 • PR avg: 8.3 • All purpose avg/game: 282.7 • Total offense avg/gm: 228.7

Date	Opponent	Tackles				Sacks	Fumble		Pass Defense			blkd kick	PAT Attempts			off			
		ua	a	total	tfl-yds		no-yds	ff	fr-yds	int-yds	qbh		brup	kick	rush	rcv	saf	t/o	pts
Aug 25	WYOMING	22	100	122	5.0-10	0.0-0	0	0-0	0-0	4	1	0	1-1	0	0	0	0	0	7
Aug 30	at Minnesota	38	42	80	2.0-3	0.0-0	0	1-0	0-0	0	5	0	1-1	0	0	0	0	7	10
Sep 08	at Utah State	26	66	92	9.0-31	3.0-17	2	1-0	1-6	2	4	0	1-1	0	0	0	0	3	13
Opponents		86	208	294	16.0-44	3.0-17	2	2-0	1-6	6	10	0	3-3	0	0	0	0	10	30
Opponents		103	88	191	28.0-148	13.0-108	2	2-0	4-75	5	17	1	15-15	0	0	1	20	137	

Date	Opponent	Punting							Field Goals			Kickoffs						
		no.	yds	avg	long	blkd	tb	fc	50+	i20	md-att	long	blkd	no.	yds	avg	tb	ob
Aug 25	WYOMING	10	446	44.6	56	0	0	3	2	2	0-0	0	0	3	190	63.3	2	0
Aug 30	at Minnesota	11	461	41.9	69	1	4	0	5	1	1-1	45	0	3	165	55.0	1	0
Sep 08	at Utah State	8	327	40.9	51	0	1	1	1	2	2-3	49	0	4	255	63.8	2	0
Opponents		29	1234	42.6	69	1	5	4	8	5	3-4	49	0	10	610	61.0	5	0
Opponents		15	614	40.9	51	0	1	4	2	4	10-11	51	0	28	1776	63.4	20	1

OPPONENT GAME-BY-GAME STATISTICS

Date	Opponent	Rushing				Receiving				Passing				Kick Returns				Punt Returns				tot off
		no.	yds	td	lg	no.	yds	td	lg	cmp-att-int	yds	td	lg	no.	yds	td	lg	no.	yds	td	lg	
Aug 25	WYOMING	57	312	3	56	13	137	0	41	13-22-0	137	0	41	1	12	0	12	5	26	0	14	449
Aug 30	at Minnesota	47	295	3	74	17	227	2	33	17-34-0	227	2	33	1	15	0	15	3	123	1	76	522
Sep 08	at Utah State	46	274	3	68	17	172	1	36	17-31-1	172	1	36	2	130	1	100	4	47	0	35	446
New Mexico State		150	881	9	74	47	536	3	41	47-87-1	536	3	41	4	157	1	100	12	196	1	76	1417
New Mexico State		81	138	0	20	67	548	3	33	67-128-4	548	3	33	7	106	0	31	6	50	0	17	686

Games: 3 • Avg/rush: 5.9 • Avg/catch: 11.4 • Pass effic: 114.86 • KR avg: 39.2 • PR avg: 16.3 • All purpose avg/game: 615.0 • Total offense avg/gm: 472.3

Date	Opponent	Tackles				Sacks		Fumble		Pass Defense			bkd	PAT Attempts			off		
		ua	a	total	lfl-yds	no-yds	ff	fr-yds	int-yds	qbh	brup	kick	kick	rush	rcv	saf	t/o	pts	
Aug 25	WYOMING	24	16	40	8.0-54	4.0-46	0	0-0	0-0	1	6	0	3-3	0	0	1	0	29	
Aug 30	at Minnesota	45	18	63	8.0-33	4.0-26	0	0-0	1-0	0	9	1	6-6	0	0	0	7	48	
Sep 08	at Utah State	34	54	88	12.0-61	5.0-36	2	2-0	3-75	4	2	0	6-6	0	0	0	13	60	
New Mexico State		103	88	191	28.0-148	13.0-108	2	2-0	4-75	5	17	1	15-15	0	0	1	20	137	
New Mexico State		86	208	294	16.0-44	3.0-17	2	2-0	1-6	6	10	0	3-3	0	0	0	10	30	

Date	Opponent	Punting				Field Goals					Kickoffs							
		no.	yds	avg	long	blkd	tb	fc	50+	i20	md-att	long	blkd	no.	yds	avg	tb	ob
Aug 25	WYOMING	7	262	37.4	46	0	1	1	0	3	2-2	39	0	6	386	64.3	5	0
Aug 30	at Minnesota	5	207	41.4	51	0	0	1	1	0	2-3	27	0	9	571	63.4	5	0
Sep 08	at Utah State	3	145	48.3	50	0	0	2	1	1	6-6	51	0	13	819	63.0	10	1
New Mexico State		15	614	40.9	51	0	1	4	2	4	10-11	51	0	28	1776	63.4	20	1
New Mexico State		29	1234	42.6	69	1	5	4	8	5	3-4	49	0	10	610	61.0	5	0

TEAM RED ZONE RESULTS

New Mexico State Inside Opponent Red-Zone

Date	Opponent	Score	Times	Times	Total	Rush	Pass	FGs	Failed to score inside RZ							
			In RZ	Scored	Pts	TDs	TDs	TDs	Made	FGA	Down	Int	Fumb	Half	Game	
Aug 25, 2018	WYOMING	L 7-29	0	0	0	0	0	0	0	0	0	0	0	0	0	0
Aug 30, 2018	at Minnesota	L 10-48	1	1	7	1	0	1	0	0	0	0	0	0	0	0
Sep 08, 2018	at Utah State	L 13-60	4	3	13	1	0	1	2	1	0	0	0	0	0	0
Totals			5	4	20	2	0	2	2	1	0	0	0	0	0	0
			4 of 5 (80.0%)													

Opponents Inside New Mexico State Red-Zone

Date	Opponent	Score	Times	Times	Total	Rush	Pass	FGs	Failed to score inside RZ							
			In RZ	Scored	Pts	TDs	TDs	TDs	Made	FGA	Down	Int	Fumb	Half	Game	
Aug 25, 2018	WYOMING	L 7-29	1	1	3	0	0	0	1	0	0	0	0	0	0	0
Aug 30, 2018	at Minnesota	L 10-48	6	6	34	4	3	1	2	0	0	0	0	0	0	0
Sep 08, 2018	at Utah State	L 13-60	5	4	20	2	1	1	2	0	0	0	1	1	0	0
Totals			12	11	57	6	4	2	5	0	0	0	1	0	0	0
			11 of 12 (91.7%)													

GAME SUMMARIES

Box Score (Final)
The Automated ScoreBook
Wyoming vs New Mexico State (Aug 25, 2018 at Las Cruces, N.M.)

Score by Quarters	1	2	3	4	Total
Wyoming	9	6	7	7	29
New Mexico State	0	0	0	7	7

Qtr Time Scoring play

1st 09:30 WY - EVANS, Nico 24 yd run (ROTHE, Cooper kick), 9-60 1:41
09:19 WY - Team safety

2nd 14:49 WY - ROTHE, Cooper 36 yd field goal, 13-49 9:30
10:48 WY - ROTHE, Cooper 39 yd field goal, 5-44 1:58

3rd 07:13 WY - EVANS, Nico 56 yd run (ROTHE, Cooper kick), 1-56 0:12
4th 10:07 WY - BIGELOW, Jevon 23 yd run (ROTHE, Cooper kick), 12-71 7:00
01:16 NMSU - Dan, Drew 31 yd pass from Romero, Matt (Brown, Dylan kick), 10-93 2:52

	WY	NMSU
FIRST DOWNS	22	7
RUSHES-YARDS (NET)	57-312	16-9
PASSING YDS (NET)	137	144
Passes Att-Comp-Int	22-13-0	33-18-0
TOTAL OFFENSE PLAYS-YARDS	79-449	49-135
Fumble Returns-Yards	0-0	0-0
Punt Returns-Yards	5-26	2-24
Kickoff Returns-Yards	1-12	1-1
Interception Returns-Yards	0-0	0-0
Punts (Number-Avg)	7-37.4	10-44.6
Fumbles-Lost	0-0	0-0
Penalties-Yards	4-60	12-57
Possession Time	40:41	19:19
Third-Down Conversions	8 of 18	3 of 13
Fourth-Down Conversions	0 of 0	0 of 0
Red-Zone Scores-Chances	1-1	0-0
Sacks By: Number-Yards	4-46	0-0

RUSHING: Wyoming-EVANS, Nico 24-190; HUGHES, Chase 17-61; BIGELOW, Jevon 13-55; COX, Avante' 1-7; VANDER WAAL, T. 1-0; Team 1-minus 1. New Mexico State-Huntley, Jason 9-22; Romero, Matt 7-minus 31.

PASSING: Wyoming-VANDER WAAL, T. 13-21-0-137; SMITH, Nick 0-1-0-0. New Mexico State-Romero, Matt 16-27-0-140; Jeanty, Nick 2-6-0-4.

RECEIVING: Wyoming-MAYFIELD, Tyree 4-39; FORT, Austin 2-51; CONWAY, Austin 2-16; ISMAIL JR, R. 2-10; EVANS, Nico 1-10; OKWOLI, John 1-7; HARSHMAN, Josh 1-4. New Mexico State-Huntley, Jason 5-25; Clark, OJ 5-12; Boone, J. 3-21; Dan, Drew 2-60; Muse, Anthony 2-20; Holebrook, S. 1-6.

INTERCEPTIONS: Wyoming-None. New Mexico State-None.

FUMBLES: Wyoming-None. New Mexico State-None.

Wyoming (1-0) vs. New Mexico State (0-1)
Date: Aug 25, 2018 • Site: Las Cruces, N.M. • Stadium: Aggie Memorial
Attendance: 20322

Kickoff time: 8:05 • End of Game: 11:35 • Total elapsed time: 3:30
Officials: Referee: Brad Van Vark; Umpire: Michael Cooper; Linesman: George Gusman;
Line Judge: Frank LeBlanc; Back Judge: Brian Ernest; Field Judge: Jason Ledet;
Side Judge: Tuta Salaam; Center Judge: Brian Alon;
Temperature: 95 • Wind: 10 mph • Weather: Sunny, partly cloudy

Box Score (Final)
The Automated ScoreBook
New Mexico State vs Minnesota (Aug 30, 2018 at Minneapolis, Minn.)

Score by Quarters	1	2	3	4	Total
New Mexico State	7	3	0	0	10
Minnesota	7	28	3	10	48

Qtr Time Scoring play

1st 05:48 MINN - Johnson, Tyler 7 yd pass from Annexstad, Zack (Carpenter,Emmit kick), 6-50 2:22
02:17 NMSU - Lottie, Izaiah 13 yd pass from Romero, Matt (Brown, Dylan kick), 2-12 0:39

2nd 14:10 NMSU - Brown, Dylan 45 yd field goal, 7-47 2:05
11:35 MINN - Green, Seth 9 yd run (Carpenter,Emmit kick), 7-75 2:35
03:21 MINN - Green, Seth 3 yd run (Carpenter,Emmit kick), 8-79 3:52
02:45 MINN - Winfield, A 76 yd punt return (Carpenter,Emmit kick)

3rd 00:57 MINN - Johnson, Tyler 33 yd pass from Annexstad, Zack (Carpenter,Emmit kick), 5-84 0:00

4th 14:16 MINN - Carpenter,Emmit 24 yd field goal, 17-74 6:21
04:53 MINN - Williams, Bryce 1 yd run (Carpenter,Emmit kick), 3-78 0:50

	NMSU	MINN
FIRST DOWNS	19	23
RUSHES-YARDS (NET)	20-38	47-295
PASSING YDS (NET)	233	227
Passes Att-Comp-Int	58-29-1	34-17-0
TOTAL OFFENSE PLAYS-YARDS	78-271	81-522
Fumble Returns-Yards	1-0	0-0
Punt Returns-Yards	3-13	3-123
Kickoff Returns-Yards	4-68	1-15
Interception Returns-Yards	0-0	1-0
Punts (Number-Avg)	11-41.9	5-41.4
Fumbles-Lost	0-0	2-1
Penalties-Yards	5-50	9-92
Possession Time	25:26	33:20
Third-Down Conversions	2 of 17	5 of 14
Fourth-Down Conversions	1 of 2	1 of 1
Red-Zone Scores-Chances	1-1	6-6
Sacks By: Number-Yards	0-0	4-26

RUSHING: New Mexico State-Romero, Matt 14-24; Caldwell, Royce 2-8; Huntley, Jason 4-6. Minnesota-Smith, Rodney 24-153; Ibrahim, M 9-101; Williams, Bryce 9-31; Green, Seth 2-12; Annexstad, Zack 2-0; TEAM 1-minus 2.

PASSING: New Mexico State-Romero, Matt 29-58-1-233. Minnesota-Annexstad, Zack 16-33-0-220; Morgan, Tanner 1-1-0-0.

RECEIVING: New Mexico State-Boone, J. 8-67; Dan, Drew 6-61; Lottie, Izaiah 5-54; Clark, OJ 3-19; Muse, Anthony 3-17; Huntley, Jason 3-11; Caldwell, Royce 1-4. Minnesota-Johnson, Tyler 5-100; Bateman, Rashod 5-52; Autman-Bell, C 4-43; Smith, Rodney 1-21; Geary, Clay 1-7; Douglas, D 1-4.

INTERCEPTIONS: New Mexico State-None. Minnesota-Barber, Thomas 1-0.

FUMBLES: New Mexico State-None. Minnesota-Winfield, A 1-0; Annexstad, Zack 1-1.

New Mexico State (0-2) vs. Minnesota (1-0)
Date: Aug 30, 2018 • Site: Minneapolis, Minn. • Stadium: TCF Bank Stadium
Attendance: 41291

Kickoff time: 6:01 PM • End of Game: 9:38 • Total elapsed time: 3:37
Officials: Referee: Tom Stapleton; Umpire: Jeff Carr; Linesman: Mark Bennett;
Line Judge: Jeff Meslow; Back Judge: Mike Brown; Field Judge: Jeff Meslow;
Side Judge: George Plesac; Center Judge: Rich Edwards;
Temperature: 77 • Wind: SSE 15 • Weather: Fair

Box Score (Final)
The Automated ScoreBook
New Mexico State vs Utah State (Sep 08, 2018 at Logan, Utah)

Score by Quarters	1	2	3	4	Total
New Mexico State	7	3	3	0	13
Utah State	16	17	14	13	60

Qtr Time Scoring play

1st 08:59 USU - EBERLE, D. 44 yd field goal, 9-53 3:15
07:47 USU - EBERLE, D. 32 yd field goal, 4-5 1:06
04:34 NMSU - Boone, L. 18 yd pass from Romero, Matt (Brown, Dylan kick), 10-75 3:13
04:19 USU - SCARVER, SAVON 100 yd kickoff return (EBERLE, D. kick)
00:39 USU - EBERLE, D. 51 yd field goal, 7-22 2:21

2nd 08:13 NMSU - Brown, Dylan 49 yd field goal, 6-6 2:01
05:46 USU - ALLEN, ELTORO 1 yd run (EBERLE, D. kick), 10-65 2:16
02:10 USU - EBERLE, D. 21 yd field goal, 6-36 2:01
00:22 USU - GREENE, JALEN 14 yd pass from LOVE, JORDAN (EBERLE, D. kick), 4-46 0:45

3rd 07:58 USU - FORTENBERRY, D. 75 yd interception return (EBERLE, D. kick)
04:32 NMSU - Brown, Dylan 31 yd field goal, 9-61 3:26
02:36 USU - BRIGHT, GEROLD 51 yd run (EBERLE, D. kick), 6-75 1:56

4th 13:01 USU - THOMPSON, D. 68 yd run (EBERLE, D. kick), 4-80 1:44
11:11 USU - EBERLE, D. 51 yd field goal, 4-7 1:43
06:58 USU - EBERLE, D. 51 yd field goal, 8-25 3:02

	NMSU	USU
FIRST DOWNS	45	22
RUSHES-YARDS (NET)	45-109	46-260
PASSING YDS (NET)	171	172
Passes Att-Comp-Int	37-20-3	31-17-1
TOTAL OFFENSE PLAYS-YARDS	82-280	77-432
Fumble Returns-Yards	0-0	0-0
Punt Returns-Yards	1-13	4-47
Kickoff Returns-Yards	2-37	2-130
Interception Returns-Yards	1-6	3-75
Punts (Number-Avg)	8-40.9	3-48.3
Fumbles-Lost	2-2	2-1
Penalties-Yards	6-66	10-91
Possession Time	28:06	31:54
Third-Down Conversions	7 of 19	6 of 16
Fourth-Down Conversions	1 of 1	0 of 0
Red-Zone Scores-Chances	3-4	4-5
Sacks By: Number-Yards	3-24	5-36

RUSHING: New Mexico State-Gibson, C. 11-57; Caldwell, Royce 9-53; Huntley, Jason 13-35; Muse, Anthony 1-3; Adkins, Josh 1-1; Boone, J. 1-minus 9; Romero, Matt 9-minus 31. Utah State-BRIGHT, GEROLD 14-134; THOMPSON, D. 6-96; ALLEN, ELTORO 6-30; MILLER, TRE 3-18; WALKER JR., M. 3-6; PEASLEY, A. 2-5; Team 1-minus 2; VAUGHNS, AAREN 1-minus 3; HERVEY, JUSTEN 4-minus 3; COLOMBI, H. 1-minus 7; LOVE, JORDAN 5-minus 14.

PASSING: New Mexico State-Romero, Matt 18-33-3-161; Adkins, Josh 2-3-0-10; Jeanty, Nick 0-1-0-0. Utah State-LOVE, JORDAN 14-27-1-159; COLOMBI, H. 3-4-0-13.

RECEIVING: New Mexico State-Dan, Drew 4-56; Huntley, Jason 4-23; Roberts, Bryce 3-24; Clark, OJ 3-8; Boone, J. 2-28; Lottie, Izaiah 2-14; Muse, Anthony 1-12; Abraham, Tevis 1-6. Utah State-TARVER, R. 5-41; VAUGHNS, AAREN 2-37; THOMPSON, D. 2-26; NATHAN, JORDAN 2-17; THOMPSON, D. 2-15; GREENE, JALEN 1-14; SCARVER, SAVON 1-9; RAYMOND, DAX 1-9; HECKSTALL, D. 1-4.

INTERCEPTIONS: New Mexico State-Lomax, Shamad 1-6. Utah State-WADE, AARON 2-0; FORTENBERRY, D. 1-75.

FUMBLES: New Mexico State-Caldwell, Royce 1-1; Romero, Matt 1-1. Utah State-LOVE, JORDAN 1-0; PEASLEY, A. 1-1.

New Mexico State (0-3) vs. Utah State (1-1)
Date: Sep 08, 2018 • Site: Logan, Utah • Stadium: Maverik Stadium
Attendance: 18223

Kickoff time: 6 pm • End of Game: 9:35 pm • Total elapsed time: 3:35
Officials: Referee: M. Vandervelde; Umpire: Rico Orsot; Linesman: Bill Scott;

SINGLE-GAME RECORDS

Rushing

100-Yard Rushing Leaders

Yds	Player	Year
24	Dennis Manns	1995-98
20	Ron "Po" James	1968-71
18	Larry Rose III	2014-17
13	Jim Bohl	1964-66
12	James Pilot	1961-63
11	Bob Gaiters	1959-60
10	James Hebert	1981-84
7	Jim Germany	1972-74
7	Doug Dalton	1964-67
6	Chris Barnes	1999-00
6	Kim Locklin	1981-84
6	Kenny Turner	2010-11

Carries

Rk.	No.	Player	Opponent	Date	Yds.
1.	45	James Pilot	vs. Hardin-Simmons	11-25-61	319
2.	43	Eric Higgins	at UL-Monroe	10-25-03	218
3.	40	Ron "Po" James	vs. Wichita State	11-9-68	256
4.	38	Ron "Po" James	vs. Howard Payne	9-20-69	180
5.	35	Seth Smith	at Boise State	12-5-09	114
6.	35	Ron "Po" James	at UTEP	11-8-69	163
7.	35	Larry Rose III	vs. ULM	11-22-14	229
8.	34	Ron "Po" James	at W. Texas State	11-2-68	160
9.	33	Marvin Johnson	at Kansas	10-1-88	177
	33	Doug Dalton	at Wichita State	10-14-67	213

Top-10 Rushing Games

Yds.	Player	Opponent	Date	Carries
319	James Pilot	Hardin-Simmons	11-25-61	45
262	James Pilot	North Texas	10-27-62	22
260	Larry Rose III	at New Mexico	10-3-15	21
256	Ron "Po" James	Wichita St.	11-9-68	34
252	Jim Bohl	E. New Mexico	10-30-65	31
237	Pervis Atkins	New Mexico	11-28-59	19
233	Chris Barnes	Tulsa	10-14-00	21
229	Larry Rose III	ULM	11-22-14	35
228	Jim Germany	Drake	10-26-74	32
221	Dennis Manns	CS Northridge	9-13-97	31

Passing

Top-10 Passing Yards (250+)

Yds	Player	Opponent	Date	Additional
546	Cody Ledbetter	at UNLV	11-18-95	34 of 56, 4 TD
536	David Spriggs	at S. Illinois	9-30-78	31 of 59, 4 TD
529	Chase Holbrook	Boise State	10-15-06	50 of 66, 2 TD
514	Chase Holbrook	LA Tech	12-2-06	42 to 55, 3 TD
506	Chase Holbrook	at UTEP	9-30-06	48 of 73, 4 TD
486	Chase Holbrook	LA Tech	11-22-08	45 of 60, 4 TD
475	Chase Holbrook	New Mexico	9-9-06	38 of 58, 4 TD
474	Tyler Rogers	Texas State	11-4-17	29 of 46, 3 TD
473	Chase Holbrook	at New Mexico	9-8-07	47 of 63, 4 TD
451	Tyler Rogers	South Alabama	12-2-17	40 of 61, 2 TD

200-Yard Passing Game Leaders

No.	Player	Years
31	Chase Holbrook	2006-08
29	Tyler Rogers	2014-17
19	Cody Ledbetter	1991, 1993-95
13	Andrew Manley	2010-12
11	Joe Pisarcik	1971-73
11	Buck Pierce	2001-04
9	Charles Puleri	1991-92
9	Charley Johnson	1958-60
9	Matt Christian	2010-11
8	David Chisum	1990-91
8	Jim Miller	1984-87
8	Jamie McAlister	1979-82

300-Yard Passing Game Leaders

24	Chase Holbrook	2006-08
18	Tyler Rogers	2014-17
9	Cody Ledbetter	1991, 1993-95
6	Charles Puleri	1991-92
3	Jamie McAlister	1979-82
3	Buck Pierce	2001-04
3	Royal Gill	2005
3	Andrew Manley	2010-12
2	Andrew Allen	2014-15
2	Phil Vinson	1986-89
2	Jim Miller	1984-87
2	David Spriggs	1977-78
2	Sal Olivas	1965-67
2	Matt Christian	2010-11
2	Andrew McDonald	2012-13

Receiving

Pass Receptions

No	Player	Opponent	Date	Yds
16	Paul Dombrowski	at SJSU	11-19-05	133
15	Jeff Evans	at S. Illinois	9-30-78	310
13	Austin Franklin	at Louisiana	11-2-13	140
13	Chris Williams	vs. Boise State	10-15-06	191
13	Duane Gregory	at Idaho	11-9-96	146
12	Chris Williams	vs. SJSU	10-18-08	146
12	Chris Williams	vs. LA Tech	12-2-06	140
12	Ryan Shaw	at Idaho	11-14-98	180
12	A.J. Harris	vs. Utah State	11-17-07	68

Top-10 Receiving Yardage (100+)

310	Jeff Evans	at SIU	9-30-78	15 rec., 2 TD
240	Ryan Shaw	Boise State	11-7-98	9 rec., 3 TD
236	Austin Franklin	Sac. State	8-30-12	8 rec., 2 TD
221	Chris Williams	UTEP	9-15-07	9 rec., 2 TD
221	Chris Williams	Hawai'i	11-8-08	7 rec., 3 TD
206	Tyrian Taylor	Georgia State	9-12-15	10 rec., 2 TD
203	Taveon Rogers	Nevada	10-29-11	7 rec., 3 TD
202	Lucious Davis	UNLV	10-30-93	9 rec., 4 TD
202	Teldrick Morgan	UTEP	9-13-14	8 rec., 1 TD
200	Ronshay Jenkins	New Mexico	9-27-03	8 rec., 2 TD

100-Yard Receiving Leaders

No.	Player	Years
18	Chris Williams	2005-08
11	Lucious Davis	1993-95
10	Austin Franklin	2011-13
7	Ryan Shaw	1996-99
7	Hank Cook	1972-73
6	Duane Gregory	1994-97
5	Teldrick Morgan	2014-15
5	David Patterson	1995-98

All-Purpose

Yardage

Yds.	Player	Opponent	Date	Additional Stats
412	Taveon Rogers	Fresno State	11-12-11	246 kor./166 rec.
365	Ron "Po" James	Wichita State	11-9-68	256 rush/109 kor
348	Taveon Rogers	Nevada	10-29-11	145 kor./203 rec.
342	Jeff Evans	at SIU	9-30-78	318 rec./24 kor
341	James Pilot	North Texas	10-20-62	262 rush/79 kor
333	James Pilot	Hardin-Simmons	11-25-61	319 rush/14 kor
315	Jim Bohl	North Texas	11-20-65	232 r/72 rec./11 kor
294	Ron "Po" James	at UTEP	11-8-69	163 r/10 rec./121 kor
292	Larry Rose III	at Texas State	11-7-15	207 rush/85 rec.
283	Bryan Love	at New Mexico	9-7-88	98 rec./185 kor

Total Offense

Yds.	Player	Opp.	Date	Rush/Pass
559	C. Ledbetter	at UNLV	11-18-95	13/546
518	C. Holbrook	vs. LA Tech	12-2-06	4/514
517	C. Holbrook	vs. Boise State	10-15-06	-12/529
510	D. Spriggs	at So. Illinois	9-30-78	-26/536
507	T. Rogers	at Texas State	11-4-17	33/474
482	C. Holbrook	at UTEP	9-30-06	-24/506
470	T. Rogers	at Troy	9-24-16	25/445
467	M. Christian	vs Nevada	10-29-11	35/432
463	C. Holbrook	at New Mexico	9-8-07	-10/473
453	C. Holbrook	vs. New Mexico	9-9-06	-22/475

INDIVIDUAL CAREER-HIGHS

#1 JASON HUNTLEY

Rushing Attempts16, at Georgia Southern (Oct. 14, 2017)
 Rushing Yards99, at Georgia Southern (Oct. 14, 2017)
 Rushing TDs1, 2x, last at Arizona State (Aug. 31, 2017)
 Long Rush50, at Arizona State (Aug. 31, 2017)
 Receptions11, at Georgia Southern (Oct. 14, 2017)
 Receiving Yards111, at Appalachian State (Oct. 7, 2017)
 Long Reception61, at Appalachian State (Oct. 7, 2017)
 Receiving TDs1, at Appalachian State (Oct. 7, 2017)
 Kick Returns4, 2x, last at Minnesota (Aug. 30, 2018)
 Kick Return Yards131, at Louisiana (Nov. 18, 2017)
 Long Kick Return100, vs. Utah State (Dec. 29, 2017)
 Kick Return TDs1, 2x, last vs. Utah State (Dec. 29, 2017)
 All-Purpose Yards272, at Appalachian State (Oct. 7, 2017)
 Tackles1, 3x, last vs. Wyoming (Aug. 25, 2018)

#1 RAY BUFORD JR.

Tackles4, vs. Wyoming (Aug. 25, 2018)
 Pass Breakups1, at Utah State (Sept. 8, 2018)

#2 DJ CLARK

Receptions9, at Arkansas State (Nov. 12, 2016)
 Receiving Yards113, vs. Arkansas State (Oct. 28, 2017)
 Receiving TDs1, 2x, last at Texas State (Nov. 4, 2017)
 Long Reception55, vs. Arkansas State (Oct. 28, 2017)
 Rushes1, at Florida (Sept. 5, 2015)
 Rushing Yards14, at Georgia State (Sept. 12, 2015)
 Kick Returns1, 2x, last vs. UTEP (Sept. 19, 2015)
 Kick Return Yards22, at Florida (Sept. 5, 2015)
 Long Kick Return22, at Florida (Sept. 5, 2015)
 Punt Returns3, at Minnesota (Aug. 30, 2018)
 Punt Return Yards17, vs. Wyoming (Aug. 25, 2018)
 Long Punt Return17, vs. Wyoming (Aug. 25, 2018)
 All-Purpose Yards113, vs. Arkansas State (Oct. 28, 2017)
 Tackles1, 4x, last vs. Wyoming (Aug. 25, 2018)

#2 TERRILL HANKS

Tackles19, at Utah State (Sept. 8, 2018)
 Tackles for Loss3.5, at UTEP (Sept. 3, 2016)
 Sacks2.5, vs. Idaho (Nov. 25, 2017)
 Forced Fumbles1, 7x, last at Utah State (Sept. 8, 2018)
 Fumbles Recovered1, 4x, last at Minnesota (Aug. 30, 2018)
 Pass Breakups2, vs. UTEP (Sept. 23, 2017)
 Interceptions1, 7x, last vs. South Alabama (Dec. 2, 2017)

#3 MATT ROMERO

Passing Attempts58, at Minnesota (Aug. 30, 2018)
 Passing Completions29, at Minnesota (Aug. 30, 2018)
 Passing Yards233, at Minnesota (Aug. 30, 2018)
 Passing TDs1, 3x, last at Utah State (Sept. 8, 2018)
 Rushing Attempts14, at Minnesota (Aug. 30, 2018)
 Rushing Yards24, at Minnesota (Aug. 30, 2018)
 Long Rush20, at Minnesota (Aug. 30, 2018)

#3 DEREK IBEKWE

Rushing Attempts1, vs. ULM (Nov. 22, 2014)
 Rushing Yards1, vs. ULM (Nov. 22, 2014)
 Total Offense Attempts1, vs. ULM (Nov. 22, 2014)
 Total Offense Yards1, vs. ULM (Nov. 22, 2014)
 All-Purpose Yards1, vs. ULM (Nov. 22, 2014)
 Tackles14, 3x, last at Georgia Southern (Oct. 17, 2015)
 Tackles for Loss2.0, at New Mexico (Oct. 3, 2015)
 Forced Fumble1, vs. UTEP (Sept. 19, 2015)

#4 DEMARCUS DWENS

Tackles8, at Louisiana (Nov. 18, 2017)
 Sacks1.0, vs. Arkansas State (Nov. 28, 2015)
 Tackles for Loss1.0, 3x, last at Georgia Southern (Oct. 14, 2017)
 Fumble Recoveries1, at UTEP (Sept. 3, 2016)
 Fumble Recovery Yards50, at UTEP (Sept. 3, 2016)
 Return TDs1, at UTEP (Sept. 3, 2016)
 Pass Breakups2, at Utah State (Sept. 8, 2018)
 Interceptions1, 3x, last vs. South Alabama (Dec. 2, 2017)

#5 KOMOTAY KOFFIE

Tackles2, 4x, last at Utah State (Sept. 8, 2018)

#8 TEVIS ABRAHAM

Receptions1, at Utah State (Sept. 8, 2018)
 Receiving Yards6, at Utah State (Sept. 8, 2018)
 Long Reception6, at Utah State (Sept. 8, 2018)

#7 ROYCE CALDWELL

Rushing Attempts9, at Utah State (Sept. 8, 2018)
 Rushing Yards53, at Utah State (Sept. 8, 2018)
 Long Rush17, vs. New Mexico (Sept. 10, 2016)
 Receptions5, at Texas State (Nov. 7, 2015)
 Receiving Yards73, vs. Idaho (Oct. 31, 2015)
 Receiving TDs1, vs. Idaho (Oct. 31, 2015)
 Long Reception61, 2x, last vs. Idaho (Oct. 31, 2015)
 Kickoff Returns7, at Louisiana (Nov. 21, 2015)
 Kickoff Return Yards81, at Louisiana (Nov. 21, 2015)
 Long Kickoff Return21, at No. 13 Ole Miss (Oct. 10, 2015)
 All-Purpose Yards130, at Georgia Southern (Oct. 17, 2015)
 Tackles2, vs. Wyoming (Aug. 25, 2018)

#7 JAVAHN FERGURSON

Tackles17, vs. Idaho (Oct. 31, 2015)
 Sacks1.0, 3x, last vs. Arkansas State (Oct. 28, 2017)
 Tackles for Loss2.0, vs. Arkansas State (Oct. 28, 2017)
 Pass Breakups1, at New Mexico (Sept. 9, 2017)

#8 JASSAVIA REESE

Tackles6, 2x, last at Kentucky (Sept. 17, 2016)
 Tackles for Loss1.0, 4x, last vs. Idaho (Nov. 25, 2017)
 Sacks1.0, 2x, last vs. Idaho (Nov. 25, 2017)

#9 LAUTOA NOMURA

Tackles1, at Utah State (Sept. 8, 2018)

#9 DREW DAN

Receptions6, at Minnesota (Aug. 30, 2018)
 Receiving Yards61, at Minnesota (Aug. 30, 2018)
 Long Reception33, at Utah State (Sept. 8, 2018)
 Receiving TDs1, vs. Wyoming (Aug. 25, 2018)
 All-Purpose Yards61, at Minnesota (Aug. 30, 2018)
 Tackles2, 2x, last at Louisiana (Nov. 18, 2017)

#10 IZAIHA LOTTIE

Receptions7, vs. South Alabama (Dec. 2, 2017)
 Receiving Yards102, at New Mexico (Sept. 9, 2017)
 Long Reception81, at New Mexico (Sept. 9, 2017)
 Receiving TDs2, 2x, last vs. Troy (Sept. 16, 2017)
 Rushing Attempts1, vs. Utah State (Dec. 29, 2017)
 Rushing Yards9, vs. Utah State (Dec. 29, 2017)
 Long Rush9, vs. Utah State (Dec. 29, 2017)
 Fumble Recovery1, at Kentucky (Sept. 17, 2016)
 Kick Returns1, at Arkansas (Sept. 30, 2017)
 Kick Return Yards7, at Arkansas (Sept. 30, 2017)
 Long Kick Return7, at Arkansas (Sept. 30, 2017)
 All-Purpose Yards102, at New Mexico (Sept. 9, 2017)
 Tackles2, vs. Wyoming (Aug. 25, 2018)

#10 CEDRIC WILCOTS II

Tackles6, 2x, last at Utah State (Sept. 8, 2018)
 Sacks3.5, vs. Idaho (Nov. 25, 2017)
 Tackles for Loss3.5, vs. Idaho (Nov. 25, 2017)
 Forced Fumbles3, at Texas State (Nov. 4, 2017)
 Pass Breakups1, 2x, last at Appalachian State (Oct. 7, 2017)

#11 MALIK DEMBY

Tackles13, vs. Troy (Sept. 16, 2017)
 Tackles for Loss5.5, at Arizona State (Aug. 31, 2017)
 Sacks2.0, at Arizona State (Aug. 31, 2017)
 Forced Fumbles1, vs. Arkansas State (Oct. 28, 2017)
 Fumble Recovery1, 2x, last at Texas State (Nov. 4, 2017)
 Pass Breakups1, vs. Arkansas State (Oct. 28, 2017)

#11 SHEA HOLEBROOK JR.

Receptions1, vs. Wyoming (Aug. 25, 2018)
 Receiving Yards6, vs. Wyoming (Aug. 25, 2018)
 Long Reception6, vs. Wyoming (Aug. 25, 2018)
 Tackles2, vs. Wyoming (Aug. 25, 2018)

#12 NICK JEANTY

Passing Attempts49, vs. Idaho (Nov. 25, 2017)
 Passing Completions31, vs. Idaho (Nov. 25, 2017)
 Passing Yards297, at Texas State (Nov. 7, 2015)
 Passing TDs1, 2x, last at Texas State (Nov. 4, 2017)
 Rushing Attempts9, vs. Idaho (Nov. 25, 2017)
 Rushing Yards29, vs. Idaho (Nov. 25, 2017)
 Long Rush21, at No. 13 Ole Miss (Oct. 10, 2015)

#13 JOHNATHAN BOONE

Receptions8, at Minnesota (Aug. 30, 2018)
 Receiving Yards83, at Texas State (Nov. 4, 2017)
 Long Reception44, at Texas State (Nov. 4, 2017)
 Receiving TDs2, at Kentucky (Sept. 17, 2016)
 Passing Attempts1, vs. Texas State (Nov. 19, 2016)
 Passing Completions1, vs. Texas State (Nov. 19, 2016)
 Passing Yards9, vs. Texas State (Nov. 19, 2016)
 Passing TDs1, vs. Texas State (Nov. 19, 2016)
 Kick Returns2, 2x, last at Texas State (Nov. 4, 2017)
 Kick Return Yards35, 3x, last vs. South Alabama (Dec. 2, 2017)
 Long Kick Return35, vs. South Alabama (Dec. 2, 2017)
 All-Purpose Yards118, at Texas State (Nov. 4, 2017)
 Tackles1, at Appalachian State (Oct. 7, 2017)

#14 JOSH ADKINS

Passing Attempts3, at Utah State (Sept. 8, 2018)
 Passing Completions2, at Utah State (Sept. 8, 2018)
 Passing Yards10, at Utah State (Sept. 8, 2018)
 Long Pass9, at Utah State (Sept. 8, 2018)
 Rushing Attempts1, at Utah State (Sept. 8, 2018)
 Rushing Yards1, at Utah State (Sept. 8, 2018)
 Long Rush1, at Utah State (Sept. 8, 2018)

#16 PAYTON THEISLER

Punts12, vs. Arkansas State (Oct. 28, 2017)
 Punt Yards506, vs. Arkansas State (Oct. 28, 2017)
 Long Punt69, at Minnesota (Aug. 30, 2018)
 Punts Inside 203, 4x, last vs. Utah State (Dec. 29, 2017)

#18 DYLAN BROWN

Field Goals Attempted3, 3x, last at Utah State (Sept. 8, 2018)
 Field Goals Made3, vs. South Alabama (Dec. 2, 2017)
 Long Field Goal Made49, at Utah State (Sept. 8, 2018)
 Kickoffs7, vs. UTEP (Sept. 23, 2017)
 Kickoff Yards423, vs. UTEP (Sept. 23, 2017)
 Touchbacks4, at Arizona State (Aug. 31, 2017)

#18 MARCUS BUCKLEY II

Tackles2, at Utah State (Sept. 8, 2018)

INDIVIDUAL CAREER-HIGHS

#18 DEREK WATSON

Tackles.....1, 4x, last at Troy (Sept. 24, 2016)
 Tackles for loss.....0.5, at Kentucky (Sept. 17, 2016)
 Sacks.....0.5, at Kentucky (Sept. 17, 2016)

#19 AUSTIN PERKINS

Tackles.....9, at Texas State (Nov. 4, 2017)
 Tackles for Loss.....1.0, at Idaho (Oct. 15, 2016)
 Pass Breakups.....2, at New Mexico (Sept. 9, 2017)

#20 JONATHAN HOOD

Tackles.....14, at Minnesota (Aug. 30, 2018)
 Tackles for Loss.....1.5, at UTEP (Sept. 3, 2016)
 Pass Breakups.....1, at ULM (Dec. 5, 2015)

#21 ANTHONY MUSE

Receptions.....9, at Louisiana (Nov. 18, 2017)
 Receiving Yards.....106, at Georgia Southern (Oct. 14, 2017)
 Receiving TDs.....1, 3x, last vs. South Alabama (Dec. 2, 2017)
 Long Reception.....40, at Texas State (Nov. 4, 2017)
 Rushes.....1, at Utah State (Sept. 8, 2018)
 Rushing Yards.....3, at Utah State (Sept. 8, 2018)
 Long Rush.....3, at Utah State (Sept. 8, 2018)
 All-Purpose Yards.....106, at Georgia Southern (Oct. 14, 2017)

#21 RODNEY MCGRAW II

Tackles.....1, at Utah State (Sept. 8, 2018)

#22 SHAMAD LOMAX

Tackles.....11, 2x, last at Arkansas (Sept. 30, 2017)
 Tackles for Loss.....1.5, vs. Idaho (Nov. 25, 2017)
 Sacks.....1.0, vs. Idaho (Nov. 25, 2017)
 Interceptions.....3, vs. UTEP (Sept. 23, 2017)
 Long Interception Return.....19, vs. UTEP (Sept. 23, 2017)
 Forced Fumbles.....2, vs. Idaho (Nov. 25, 2017)
 Fumble Recovery.....1, 3x, last vs. South Alabama (Dec. 2, 2017)
 Pass Breakups.....2, 2x, last vs. Idaho (Nov. 25, 2017)
 Touchdowns.....1, vs. UTEP (Sept. 23, 2017)
 Punt Returns.....1, vs. Wyoming (Aug. 25, 2018)
 Punt Return Yards.....7, vs. Wyoming (Aug. 25, 2018)

#23 RON LAFORCE

Tackles.....16, at Arkansas (Sept. 30, 2017)
 Tackles for Loss.....1.0, vs. South Alabama (Dec. 2, 2017)
 Interceptions.....2, at New Mexico (Sept. 9, 2017)
 Pass Breakups.....2, vs. South Alabama (Dec. 2, 2017)

#24 SY SLATER

Tackles.....1, vs. Troy (Sept. 16, 2017)

#24 PARKER DAVIDSON

Field Goals Attempted.....4, vs. New Mexico (Sept. 10, 2016)
 Field Goals Made.....4, vs. New Mexico (Sept. 10, 2016)
 Kickoffs.....10, vs. Texas State (Nov. 19, 2016)
 Kickoff Yards.....657, vs. Texas State (Nov. 19, 2016)
 Long Field Goal Made.....45, vs. New Mexico (Sept. 10, 2016)
 Touchbacks.....6, vs. Idaho (Oct. 31, 2015)
 Tackles.....1, vs. South Alabama (Dec. 2, 2017)

#25 CHRISTIAN GIBSON

Rushes.....11, at Utah State (Sept. 8, 2018)
 Rushing Yards.....57, at Utah State (Sept. 8, 2018)
 Long Rush.....17, at Utah State (Sept. 8, 2018)
 All-Purpose Yards.....57, at Utah State (Sept. 8, 2018)
 Tackles.....1, at Minnesota (Aug. 30, 2018)

#28 SHANE JACKSON

Tackles.....5, 3x, last at Louisiana (Nov. 18, 2017)
 Tackles for Loss.....1.0, 2x, last vs. Utah State (Dec. 29, 2017)
 Forced Fumbles.....1, vs. Utah State (Dec. 29, 2017)
 Fumble Recoveries.....1, vs. Utah State (Dec. 29, 2017)
 Pass Breakups.....1, at Minnesota (Aug. 30, 2018)

#29 JARED PHIPPS

Tackles.....10, at Texas State (Nov. 4, 2017)
 Tackles For Loss.....1.0, at Texas State (Nov. 4, 2017)
 Fumble Recoveries.....1, at Kentucky (Sept. 17, 2016)
 Interceptions.....1, at Idaho (Oct. 15, 2016)
 Pass Breakups.....2, vs. Troy (Sept. 16, 2017)
 Tackles.....1, vs. UTEP (Sept. 23, 2017)

#40 TIM O'DONNELL

Tackles.....1, 2x, last vs. Wyoming (Aug. 25, 2018)

#41 LEON MCQUAKER

Tackles.....18, vs. Wyoming (Aug. 25, 2018)
 Tackles for Loss.....3.0, vs. South Alabama (Dec. 2, 2017)
 Sacks.....2.0, vs. South Alabama (Dec. 2, 2017)
 Interceptions.....1, vs. Idaho (Nov. 25, 2017)

#43 BILLY NIPP

Tackles.....13, at Utah State (Sept. 8, 2018)
 Tackles for Loss.....2.0, vs. Arkansas State (Oct. 28, 2017)
 Sacks.....1.0, vs. Arkansas State (Oct. 28, 2017)

#46 DONOVAN KING

Tackles.....3, at Minnesota (Aug. 30, 2018)

#49 LUI FA'AMASINO

Tackles.....16, vs. UTEP (Sept. 23, 2017)
 Tackles for Loss.....1.5, vs. UTEP (Sept. 23, 2017)
 Sacks.....0.5, vs. UTEP (Sept. 23, 2017)
 Forced Fumbles.....1, at Arkansas (Sept. 30, 2017)
 Fumble Recoveries.....1, 2x, last at Texas State (Nov. 4, 2017)
 Kick Returns.....1, at Louisiana (Nov. 18, 2017)
 Kick Return Yards.....6, at Louisiana (Nov. 18, 2017)
 Long Kick Return.....6, at Louisiana (Nov. 18, 2017)

#51 ROY LOPEZ

Tackles.....9, vs. Wyoming (Aug. 25, 2018)
 Tackles for Loss.....1.5, 2x, last at Utah State (Sept. 8, 2018)
 Sacks.....1.0, 3x, last at Utah State (Sept. 8, 2018)
 Fumble Recoveries.....1, vs. Arkansas State (Oct. 28, 2017)
 Pass Breakups.....1, 4x, last at Minnesota (Aug. 30, 2018)

#87 BRYCE ROBERTS

Receptions.....3, at Utah State (Sept. 8, 2018)
 Receiving Yards.....24, at Utah State (Sept. 8, 2018)
 Long Reception.....17, at Georgia Southern (Oct. 14, 2017)
 Receiving TDs.....1, 3x, last vs. Arkansas State (Oct. 28, 2017)

#89 JACKSON SOLBECK

Tackles.....4, vs. Wyoming (Aug. 25, 2018)

#88 XANDER YARBEROUGH

Receptions.....1, 2x, last vs. UTEP (Sept. 23, 2017)
 Receiving Yards.....18, vs. Troy (Sept. 16, 2017)
 Long Reception.....18, vs. Troy (Sept. 16, 2017)

#94 DESHAWNTE LLOYD

Tackles.....10, vs. Wyoming (Aug. 25, 2018)
 Sacks.....1.0, at Utah State (Sept. 8, 2018)
 Tackles for Loss.....2.0, at Utah State (Sept. 8, 2018)
 Forced Fumbles.....1, at Utah State (Sept. 8, 2018)
 Pass Breakups.....1, at Minnesota (Aug. 30, 2018)

#99 MYLES VIGNE

Tackles.....5, 2x, last at Louisiana (Nov. 18, 2017)
 Tackles for Loss.....1.0, at Louisiana (Nov. 18, 2017)
 Sacks.....0.5, vs. Idaho (Nov. 25, 2017)
 Fumble Recoveries.....1, at Texas State (Nov. 4, 2017)