




50 YEARS OF REBEL FOOTBALL



#USXOVLV 2017 Weekly Game Notes

MARK WALLINGTON • O: (702) 895-4472 • C: (702) 528-6291 • EMAIL: mark.wallington@unlv.edu • @UNLVFBSID
SARAH MICINSKI • O: (702) 895-3207 • C: (509) 499-4656 • EMAIL: sarah.jennings@unlv.edu • @sarahsaj25

2017 REBEL QUICK FACTS

ALL-TIME RECORD: 245-322-4 (50th year)
MW RECORD: 41-100 (19th year)
RECORD IN STADIUM: 152-132-3 (47th year)
HEAD COACH: Tony Sanchez (NMSU '98)
SANCHEZ UNLV REC: 11-23 (3rd year)
SANCHEZ OVERALL: 11-23 (3rd year)

FOLLOW UNLV FOOTBALL



GAME 11: ESPN 2

UNLV REBELS (4-6/3-3 Mountain West)



At New Mexico (3-7/1-5 Mountain West)

DATE: Friday, Nov. 17, 2017
KICKOFF: 6:35 pm PT
SITE: Dreamstyle Stadium (39,224/FieldTurf), Albuquerque
TV: ESPN2 (Adam Amin, Dusty Dvoracek & Molly McGrath)
RADIO: ESPN 1100 AM & 100.9 FM (Russ Langer & Caleb Herring)
ONLINE: Live Stats at www.unlvrebels.com

FRIDAY'S GAME PREVIEW...

UNLV (4-6/3-3) looks to stay alive for bowl-eligibility and also forge a winning record in Mountain West play when it travels to New Mexico (3-7/1-5) this weekend ... The game will be the Rebels' second straight Friday night outing televised by ESPN2 ... UNLV is coming off a 31-21 home loss to BYU while the Lobos fell at Texas A&M 55-14 ... The Rebels are 7-5-1 all-time on Fridays but this is their first such meeting with UNM ... UNLV is looking to win three straight conference games for the first time since taking four straight as members of the Big West in 1994 ... Rebel Lexington "Lightning" Thomas ranks 17th in the FBS with 114.6 rushing yards per game, has scored at least one TD on the ground in all but one game this fall and sits tied for third in school single-season history with 15. The junior Texan has posted the 10th 1,000-yard rushing season in UNLV history as he sits at 1,146 heading into Friday and has raced up to sixth on UNLV's all-time rushing list with 2,294 yards in just 18 starts as a Rebel ... #50Fact: UNLV's largest margin of victory over an FBS opponent came in 1980 when the Rebels won 72-7 at New Mexico when three different backs rushed for 100 yards en route to 10 touchdowns.

REBELS vs. LOBOS NOTES...

New Mexico's wild 31-28 2014 victory in the last meeting tied the all-time series at 11 ... UNLV has taken five of the last seven vs. UNM, including its most recent visit to Albuquerque ... Seven of the last 12 games played between the two programs have been decided by 7 points or less ... These schools played five straight seasons (1978-82) when UNLV first thought itself headed to the Western Athletic Conference ... Ironically, the teams never met while both actually were members of the WAC (1996-98) ... UNLV WR Devonte Boyd, who has a school-record 14 career 100-yard games, grabbed a career-high 11 receptions as a freshman against the Lobos in 2014 ... While this UNLV staff faces UNM for the first time because of divisional rotation, Friday marks the return to the Land of Enchantment for UNLV head coach Tony Sanchez, director of strength & conditioning Sean Manuel (who both played at New Mexico State in 1994-95), DL coach Tony Samuel (head coach of NMSU from 1997-2004) and OC Barney Cotton (OC for NMSU from 1997-2002).

Opponent	Result	TV	Series	Attend.	Note to Know
Sept. 2 HOWARD	L, 43-40	MWN	HU 1-0	15,446	UNLV's three lost fumbles are as many as all of 2016
Sept. 9 at Idaho	W, 44-16	ESPN3	Tied 4-4	10,156	Rebels win in state of Idaho for first time since 1977
Sept. 23 at #10/9 Ohio State	L, 54-21	Big Ten Network	OSU 1-0	106,187	Buckeyes throw 7 TDs in first meeting between schools
Sept. 30 SAN JOSE STATE*	W, 41-13	ESPNU	SJSU 15-6-1	15,009	Rebels down Spartans for first time since 1994
Oct. 7 #19/21 SAN DIEGO ST.*	L, 41-10	ESPN2	SDSU 18-9	19,770	3 of last 5 Rebel head coaches coached in this game
Oct. 14 at Air Force*	L, 34-30	AT&T SportsNet	AFA 15-6	26,679	UNLV scored first 27 points, AFA scored last 27 points
Oct. 21 UTAH STATE* (HC)	L, 52-28	AT&T SportsNet	USU 16-7	18,157	USU scores 31 straight points after knocking out UNLV QB
Oct. 28 at Fresno State*	W, 26-16	AT&T SportsNet	FS 13-7	27,922	Rebels earn first road win over Bulldogs since 1983
Nov. 4 HAWAII*	W, 31-23	Spectrum PPV	UH 15-12	16,278	UNLV has taken five straight at home vs. 'Bows
Nov. 10 BYU	L, 31-21	ESPN2	BYU 17-3	19,811	Cougars improve to 9-0 all-time vs. Rebs in Las Vegas
Nov. 17 at New Mexico*	6:30 pm PT	ESPN2	Tied 11-11		UNLV has won five of last seven meetings with Lobos
Nov. 25 at Nevada, Reno*	12 pm PT	AT&T SportsNet	UNR 25-17		Visiting team has won five straight in this series

2017 REBEL RUNDOWN

Record:	4-6
Home:	2-4
Away:	2-2
Day Games (Start before 5 pm):	2-3
Night Games (Start after 5 pm):	2-3
TV Games:	4-5
on ESPNU	1-0
on ESPN2	0-2
on Big Ten Network	0-1
on ESPN3	1-0
on AT&T SportsNet	1-2
on Spectrum PPV	1-0
When Scoring First:	3-2
When Opponent Scores First:	1-4
When Leading at Halftime:	3-1
When Trailing at Halftime:	0-4
When Tied at Halftime:	1-1
When Leading After 3rd Quarter:	4-2
When Trailing After 3rd Quarter:	0-4
In Overtime Games:	0-0
When Scoring <20 Points:	0-1
When Scoring 20-29 Points:	1-3
When Scoring 30+ Points:	3-2
When Allowing <20 Points:	3-0
When Allowing 20-29 Points:	1-0
When Allowing 30+ Points:	0-6
When Rushing <100 Yards:	0-0
When Rushing 100-199 Yards:	2-3
When Rushing 200+ Yards:	2-3
When Passing <200 Yards:	1-4
When Passing 200-299 Yards:	3-1
When Passing 300+ Yards:	0-1
When <300 Yards Total Offense:	0-2
When 300+ Yards Total Offense:	4-4
When Allowing <100 Yds Rush:	0-0
When Allowing 100-199 Yds Rush:	4-1
When Allowing 200+ Yds Rush:	0-5
When Allowing <200 Yds Pass:	1-3
When Allowing 200-299 Yds Pass:	2-1
When Allowing 300+ Yds Pass:	1-2
When Allowing 300+ Yds Tot Off:	3-6
When Having 100-Yard Rusher:	2-3
When Allowing 100-Yard Rusher:	1-5
When Making No Turnovers:	2-1
When Making 1-2 Turnovers:	2-3
When Making 3+ Turnovers:	0-2
When No Takeaways:	1-1
When 1-2 Takeaways:	2-3
When 3+ Takeaways:	1-2
When More Time of Poss:	4-2
When Playing on Artificial Turf:	4-6
When Playing on Natural Grass:	0-0
When Game Decided by TD or Less:	1-2
When Game Decided by FG or Less:	0-1

www.unlvrebels.com

THE LAST TIME THEY MET

(Nov. 11, 2014)
UNM 31, UNLV 28

LAS VEGAS - UNLV's Brian McIntyre's 55-yard field-goal attempt fell just under the crossbar as time expired Saturday night, and visiting New Mexico escaped with their first conference win of the season, a 31-28 victory. McIntyre, a walk-on from Las Vegas' Arbor View High School was making his first appearance for the Rebels. He was a soccer player until his senior year in high school. McIntyre's attempt was preceded by a first down completion from UNLV quarterback **Blake Decker** to **Devonte Boyd**. New Mexico coach **Bob Davie** called a timeout with one second remaining, despite the fact the clock was set to start with :01 showing, on the official's whistle. **Teriyon Gipson** put the Lobos (3-5, 1-3 Mountain West) ahead with 1:22 left in the game, as he scampered untouched up the middle from three yards out. UNLV (2-7, 1-4) was led by running back **Shaquille Murray-Lawrence's** 125 yards rushing and two touchdowns, while Decker completed 28 of 44 pass attempts for 271 yards. The Lobos were led on offense by **Jhurell Pressley**, who ran for 138 yards on 20 carries and three touchdowns. UNLV, looking like an entirely different team than the squad that opened the contest and trailed 17-7 at halftime, came out in the third quarter and marched down field to cut the gap to three, driving 77 yards in 10 plays, as Murray-Lawrence scored from 1 yard out with 11:46 left in the quarter. After holding the Lobos on their first possession of the second half, the Rebels went 95 yards in 13 plays, capped by Murray-Lawrence's second rushing score of the day, to give the Rebels their first lead of the day at the 5:49 mark in the third. UNLV outgained the Lobos, 485-306, but the Rebels committed three critical turnovers -- two interceptions and a fumble.

UNLV COLOR COMBO CONVO

WK	OPPONENT	HELMET	JERSEY	PANT
1	HOWARD	Silver	Black	White
2	at Idaho	Black	Red	Black
3	at Ohio State	Silver	White	White
4	SAN JOSE STATE	Red	Red	White
5	SAN DIEGO STATE	Black	Black	White
6	at Air Force	Red	White	Red
7	UTAH STATE	Silver	Red	Black
8	at Fresno State	Red	White	Black
9	HAWAII	Red	Red	White
10	BYU	Black	Red	Black
11	at New Mexico			
12	at Nevada, Reno			

#VEGASSTRONG

On October 7 UNLV wore special helmets vs. San Diego State featuring a red unity ribbon in honor of the 58 souls lost, those still recovering and the heroes who served others in the October 1 tragedy on the Las Vegas Strip. A smaller version of the ribbon now appears on the back of the Rebels' helmets for the remainder of the season.

SERIES BREAKDOWN

TIED 11-11

UNLV at UNM RECORD: 5-7
UNM at UNLV RECORD: 4-6
UNLV's LARGEST WIN: 65 (72-7 in 1980)
UNM's LARGEST WIN: 28 (2012 & 1982)

DATE	SITE	RESULT
9-23-78	Albuquerque	UNM 24-0
10-13-79	Las Vegas	UNLV 28-20
11-1-80	Albuquerque	UNLV 72-7
9-12-81	Las Vegas	UNLV 49-42
9-18-82	Albuquerque	UNM 49-21
9-21-91	Albuquerque	UNLV 23-22
10-30-99	Albuquerque	UNM 27-6
11-11-00	Las Vegas	UNLV 18-14
11-10-01	Albuquerque	UNM 27-17
10-12-02	Las Vegas	UNM 25-16
11-1-03	Albuquerque	UNLV 37-35
10-16-04	Las Vegas	UNM 24-20
9-5-05	Albuquerque	UNM 24-22
10-14-06	Las Vegas	UNM 39-36 OT
11-24-07	Albuquerque	UNM 27-6
11-8-08	Las Vegas	UNLV 27-20
10-24-09	Albuquerque	UNLV 34-17
9-25-10	Las Vegas	UNLV 45-10
11-12-11	Albuquerque	UNM 21-14
11-3-12	Las Vegas	UNLV 35-7
9-28-13	Albuquerque	UNLV 56-42
11-1-14	Las Vegas	UNM 31-28



2017 REBEL STAT BOX

TEAM				INDIVIDUAL (NCAA TOP 100)					
CATEGORY		MW	NAT	CATEGORY	MW	NAT			
RUSHING OFFENSE	239.5	3	18	RUSHING YARDS PER GAME					
PASSING OFFENSE	187.2	8	96	Lexington Thomas	114.6	3	17		
TOTAL OFFENSE	426.7	3	47	Armani Rogers	67.2	10	--		
SCORING OFFENSE	29.2	5	T60	PASSING YARDS PER GAME					
PASS EFFICIENCY	121.9	9	99	Armani Rogers	137.5	8	92		
RUSHING DEFENSE	227.1	10	120	PASS EFFICIENCY					
PASSING DEFENSE	233.8	8	78	Armani Rogers	122.6	8	81		
TOTAL DEFENSE	461.1	10	116	RECEIVING YARDS PER GAME					
SCORING DEFENSE	32.3	9	103	Devonte Boyd	55.1	6	--		
PASSING EFFY DEF.	136.3	8	90	Brandon Presley	46.1	10	--		
PUNT RETURNS	8.4	5	50	ALL-PURPOSE YARDS PER GAME					
KICKOFF RETURNS	16.7	12	125	Lexington Thomas	128.9	5	27		
NET PUNTING	29.8	12	128	TOTAL OFFENSE PER GAME					
TURNOVER MARGIN	+2	T6	T48	Armani Rogers	204.8	4	68		
FUMBLES RECOVERED	11	T3	T5	POINTS PER GAME					
FUMBLES LOST	5	T5	T46	Lexington Thomas	9.0	2	T21		
INTERCEPT. GAINED	5	T8	T98	TOUCHDOWNS					
INTERCEPT. THROWN	9	T7	T81	Lexington Thomas	15	T1	T3		
1ST DOWNS - OFFENSE	207	4	61	TACKLES PER GAME					
1ST DOWNS - DEFENSE	251	10	120	Dalton Baker	8.3	12	65		
3RD DOWN - OFFENSE	38.8%	7	76	FUMBLES FORCED					
3RD DOWN - DEFENSE	42.6%	8	94	Jocquez Kalili	3	T2	T7		
QB SACKS BY	10	11	T124	FUMBLES RECOVERED					
QB SACKS AGAINST	16	5	T44	Brian Keyes	4	1	1		
PENALTY YPG	46.9	5	55	Farrell Hester II	2	T8	T11		

REBELS HAVE STARTED TWO QB'S THIS SEASON

Former Nebraska signee **Johnny Stanton** (pictured below, left) made his third straight start -- and seventh of his UNLV career -- at quarterback last week vs. BYU. The senior, who started the first four games of 2016 (after transferring in from junior college) before suffering a season-ending injury, had not played this fall at all until Game Five when he found the field on special teams and blocked a punt vs. San Jose State. He then moved over to defense and played at linebacker vs. both Air Force (2 tackles) and Utah State (6 tackles). However, when UNLV's starting QB, **Armani Rogers** (below, right) was knocked out of action against the Aggies, Stanton would return to the offensive side of the ball and lead the team to consecutive victories at Fresno State and vs. Hawai'i before last week's loss to the Cougars. Rogers, who ranks 10th in the MW with 67.2 rushing yards per game and has thrown for 1,100 yards and five TDs, is now healthy again and also available for action after starting the first seven games. When Rogers took the first snap vs. Howard September 2, he became the 11th different quarterback in the last 14 years to start a UNLV season opener. Rogers was also the fourth freshman -- all redshirts -- to start a season lid-lifter for the program. He turned in a solid



debut, completing 11 of 19 attempts for 220 yards and one touchdown. He also had zero turnovers and was not sacked by the Bison. Rogers picked up his first collegiate victory the following week in a win at Idaho, completing 10 of 16 passes for 193 yards, including engineering the longest pass play in Rebel history when he hit Devonte Boyd in stride at midfield in what became a 94-yard touchdown.

2017 RED ZONE REDUX

	UNLV			
	Atts	Scores	TD	FG
HOWARD	7	6	3	3
at Idaho	4	4	2	2
at Ohio State	1	1	1	0
SAN JOSE STATE	5	4	4	0
SAN DIEGO STATE	3	2	1	1
at Air Force	4	4	2	2
UTAH STATE	3	3	3	0
at Fresno State	5	5	2	3
HAWAII	5	4	3	1
BYU	4	3	3	0
at New Mexico				
at Nevada, Reno				
SEASON TOTAL	41	36	24	12
PCT. SCORING IN RED ZONE:				88%
PCT. SCORING TD IN RED ZONE:				59%

OPPONENTS

	UNLV			
	Atts	Scores	TD	FG
HOWARD	5	4	4	0
at Idaho	4	3	2	1
at Ohio State	8	5	4	1
SAN JOSE STATE	5	3	1	2
SAN DIEGO STATE	7	6	4	2
at Air Force	6	5	5	0
UTAH STATE	5	5	4	1
at Fresno State	3	3	2	1
HAWAII	5	5	2	3
BYU	8	5	4	1
at New Mexico				
at Nevada, Reno				
SEASON TOTAL	56	44	32	12
PCT. SCORING IN RED ZONE:				79%
PCT. SCORING TD IN RED ZONE:				57%

POINTS OFF TURNOVERS

UNLV			OPP		
UNLV	No	PTS	OPP	No	PTS
HOW	1	7	HOW	3	15
at ID	1	7	at ID	1	0
at OSU	3	7	at OSU	2	14
SJSU	3	0	SJSU	0	0
SDSU	1	0	SDSU	0	0
at AFA	4	10	at AFA	2	7
USU	2	14	USU	3	10
at FS	1	7	at FS	0	0
UH	0	0	UH	1	3
BYU	0	0	BYU	2	7
at UNM			at UNM		
at UNR			at UNR		
TOTAL	16	52	TOTAL	14	56

**UNLV: 16 Poss., 8 Scores (50%)
1 FG, 7 TD**
**OPP: 14 Poss., 9 Scores (64%)
2 FG, 7 TD**

www.unlvrebels.com



HEAD COACH @UNLVSANCHEZ

Tony Sanchez, who built a national powerhouse at Las Vegas' Bishop Gorman High School, is now well on his way to creating another consistent winner in town as the 11th head coach in UNLV football history.

Named to the job on Dec. 11, 2014, Sanchez in 2015 became the first Rebel coach to win at least three times in his first season since Hall of Famer John Robinson in 1999. Sanchez also became only the third UNLV coach to win the fabled Fremont Cannon by defeating in-state rival Nevada, Reno in his debut campaign and the first to do it on the road. Under the new staff, the Rebels also became competitive on a near-weekly basis, either leading or trailing by just a touchdown during the fourth quarter in nine of their 12 games.

The improvement continued in 2016 when UNLV won four games. That marked the first time since 2002-03 that the Rebels won more games than the previous season for a second straight year.

Enjoying the encouraging early results, UNLV recently rewarded Sanchez with a contract extension that will take him through at least the 2021 season.

Sanchez, who turned 43 in January, became a rising star in coaching circles after spending the previous six seasons leading Bishop Gorman to an overall record of 85-5 and six consecutive state 4A championships to go with a top-25 national ranking each year. His 2014 top-ranked Gaels squad finished 15-0 and won the mythical national championship.

Sanchez was well decorated for his efforts in his final season with the Gaels, being named USA TODAY's All-USA Coach of the Year as well as the U.S. Army All-American Bowl National Coach of the Year and the Rawlings National High School Coach of the Year. His overall record as a head coach was 120-26 after having also spent five seasons leading California High School in San Ramon, California, before coming to Southern Nevada. He also was part of staffs at Onate High School in Las Cruces, NM, and Irvin High School in El Paso, TX.

The winning head coach at the 2014 All-American Bowl in San Antonio, Sanchez saw 41 of his players earn collegiate football scholarships during his time in Las Vegas, including 31 to FBS programs. Now he has attracted national attention as only the fifth man in the modern era of college football to go from the high school level directly to the position of head coach of an FBS team.

Sanchez's first major statement as the leader of the Rebels was to quickly attract a top-notch, experienced staff that was highlighted by Nebraska offensive coordinator Barney Cotton and Colorado defensive coordinator Kent Baer.

Dividends from the impressive list of assistants joining Sanchez began immediately as just over a month later, the group secured a recruiting class that was ranked in the upper half of the Mountain West Conference by multiple national outlets. One year later, the Rebels' class was one of the program's best ever as it included a school-record 10 three-star signees.

One of the youngest head coaches on the FBS level, Sanchez is a 1992 graduate of Granada High School in Livermore, CA. A decorated two-way player, he went on to become a standout receiver at Laney College in Oakland before transferring to New Mexico State. He would letter two seasons for the Aggies and finish his senior campaign with 42 receptions for 546 yards, including grabbing five passes for 80 yards at Sam Boyd Stadium when he played against UNLV on Nov. 18, 1995. His first taste of coaching came the next season when he served as an undergraduate assistant at his alma mater.

The son of a career policeman in the Oakland area, Sanchez was born Jan. 25, 1974, at Travis Air Force Base in California while his father was serving in the military. He earned a bachelor's degree in family and consumer science from NMSU in 1998 and then his master's in special education in 2003. He and his wife, Tessie, have two children: daughter, Alyssa, and son, Jason.



COACHING EXPERIENCE

- 2015-SA UNLV – Head Coach
- 2009-14 Bishop Gorman High School (Las Vegas) – Head Coach, OC
- 2004-08 California High School (San Ramon, CA) – Head Coach, OC
- 2003 Onate High School (Las Cruces, NM) – Defensive Coord., DBs
- 2001-02 Onate High School (Las Cruces, NM) – Defensive Backs
- 2000 Irvin High School (El Paso, TX) – Wide Receivers
- 1998 Onate High School (Las Cruces, NM) – Wide Receivers
- 1996 New Mexico State – Undergraduate Assistant – Offense

EDUCATION

- New Mexico State University, 2003
Master's degree in special education
- New Mexico State University, 1998
Bachelor's degree in family and consumer science
- Laney College (Oakland, CA) 1994
Associate Degree in General Studies

PLAYING EXPERIENCE

- 1994-95 New Mexico State – Lettered two years at WR
- 1992-93 Laney College (Oakland, CA) – Lettered two years at WR

PERSONAL DATA

- Name: Tony Sanchez
- Birthdate: Jan. 25, 1974
- Birthplace: Travis Air Force Base, Fairfield, CA
- Wife: Tessie
- Children: Daughter, Alyssa (16); Son, Jason (13)



LEX EDUCATION

Lexington "Lightning" Thomas didn't even start a game in 2015 but was so dynamic that he managed to tie the school freshman record for 100-yard rushing games in a season with three such outings. Thomas ranked ninth in the nation in 2015 with a per-carry average of 6.24 among all freshmen with at least 500 net rushing yards. In his sophomore season, Thomas added 642 more yards and led the squad with 11 total touchdowns (nine rushing). In the 2017 season opener, Thomas came off the bench again vs. Howard and went for 151 net yards and then finished with 190 the following week at Idaho. In Game Four vs. SJSU, Thomas went for 146 yards on just 18 attempts. Lex then sprinted for another 161 on 19

carries vs. Utah State in Game Seven to bring his current total to 11 in just 18 career starts. That already ties him for third with Dominique "Nique the Streak" Dorsey on the school's career list for 100-yard games. Lex has gone long as well. In fact, he has had at least one run of 55 yards in seven of his last 20 outings, including going untouched for an 85-yard TD run at Central Michigan in 2016 that is the fourth-longest run in program history.

UNLV 100-YARD RUSH GAMES

1.	17	Mike Thomas	1973-74
2.	16	Tim Cornett	2011-14
3.	11	Lexington Thomas	2015-SA
	11	Dominique Dorsey	2001-04
5.	10	Kirk Jones	1983-86
	10	Mack Gilchrist	1968-70

55+ YARDS OF LIGHTNING

YDS	OPPONENT	YEAR
85	at Central Michigan	2016
62	at Idaho	2017
60	at Idaho	2017
56	SAN JOSE STATE	2017
55	at Air Force	2017
55	at Ohio State	2017
55	IDAHO	2016

PRO-REBEL FORCES

After a total of seven former Rebels were in NFL training camps this summer, four remain in the league after final rosters were announced September 3. The veteran of that group is longtime center **Joe Hawley** (Tampa Bay Buccaneers), who is in his eighth pro campaign after being drafted by the Falcons in the fourth round back in 2010. Hawley, who has started 54 of his 89 career games in the NFL, is going down as one of the most successful professional players to ever come out of UNLV, joining the elite group of names such as **Randall Cunningham**, **Keenan McCardell**, **Mike Thomas** and **Charles Dimry**. Offensive tackle **Brett Boyko** (Los Angeles Chargers) made the Practice Squad for a third consecutive season, including the first one with the Philadelphia Eagles. Two players from UNLV's 2016 team signed as undrafted free agents and made the active rosters of their respective squads: defensive end **Jeremiah Valoaga** (2012-13 & 2015-16) with the Detroit Lions and defensive back **Torry McTyler** (2013-16) who caught on with the Miami Dolphins. Also, in the Arena League, 2007 Mountain West Defensive Player of the Year **Beau Bell** won the AFL's Defensive MVP Award the linebacker helped his Philadelphia Soul win a second straight Arena Bowl at the end of August.

PLAYER	AT UNLV	POS	CURRENT NFL TEAM
Brett Boyko	2011-14	OL	Los Angeles Chargers (Practice Squad)
Joe Hawley	2006-09	OL	Tampa Bay Buccaneers
Torry McTyler	2012-16	DB	Miami Dolphins
Jeremiah Valoaga	2012-16	DL	Detroit Lions



2017 FOOTBALL STAFF

FOOTBALL OFFICE: (702) 895-3400
STAFF EMAIL: first name.last name@unlv.edu
Head Coach:
 Tony Sanchez (3rd Year/NMSU '98)
Offensive Coordinator/Tight Ends
 Barney Cotton (3rd Year/Nebraska '83)
Defensive Coordinator/Linebackers:
 Kent Baer (3rd Year/Utah State '73)
Special Teams Coordinator/Safeties:
 Andy LaRussa (3rd Year/Southern Utah '02)
Recruiting Coordinator/Wide Receivers:
 Cedric Cormier (8th Year/Colorado '02)
Offensive Line:
 John Garrison (3rd Year/Nebraska '03)
Running Backs:
 Travis Burkett (1st Year/Saint Mary's '02)
Quarterbacks:
 Ron O'Dell (3rd Year/Chico State '01)
Defensive Line:
 Tony Samuel (2nd Year/Nebraska '81)
Cornerbacks:
 David Lockwood (1st Year/West Virginia '89)
Graduate Assistant Coach:
 David Orloff (3rd Year/San Jose State '15)
Graduate Assistant Coach:
 Cody Green (3rd Year/Tulsa '14)
Graduate Assistant Coach:
 Ronnie Regula (1st Year/Miami '15)
Director of Strength & Conditioning:
 Sean Manuel (1st Year/Columbia College '07)
Asst. Director of Strength & Conditioning:
 David Kitchen (1st Year/Susquehanna '14)
Director of Football Operations:
 Dennis Slutak (3rd Year/Florida State)
Director of Player Personnel:
 Eric Sheridan (1st Year/Saint Francis '12)
Asst. Recruiting Coordinator:
 Drew Jennison (3rd Year/Arizona '14)
Asst. AD/Athletic Training:
 Kyle Wilson (34th Year/West Virginia '82)
Director of Equipment:
 Rocky Rutledge (19th Year/TCU '98)
Coordinator of Video Services:
 Joe Maggio (2nd Year/Stony Brook '12)
Executive Assistant to the Head Coach:
 Sara Doty (2nd Year/UNLV '11)
Sr. Asst. AD/FB Media Relations Director:
 Mark Wallington (25th Year/Florida '93)
Assistant FB Media Relations Director:
 Sarah Jennings Micinski (1st Year/Washington '10)

BOY OH BOYD!

UNLV CAREER REC. YARDS

1.	3,495	Ryan Wolfe	2006-09
2.	3,181	Devonte Boyd	2014-SA
3.	2,785	Devante Davis	2011-14

UNLV CAREER RECEPTIONS

1.	283	Ryan Wolfe	2006-09
2.	202	Casey Flair	2005-08
3.	194	Devonte Boyd	2014-SA

UNLV CAREER TD REC.

1.	26	Phillip Payne	2006-11
2.	24	Henry Bailey	1991-94
3.	22	Devante Davis	2011-14
4.	21	Sam Greene	1979-80
5.	20	Nate Hawkins	1968-71
6.	18	Devonte Boyd	2014-SA
18		George Thomas	1984-87

FBS ACTIVE LEADERS

CAREER RECEIVING YARDS

RK	PLAYER, SCHOOL	YARDS
1.	James Washington, OK St	4,076
2.	Richie James, MTSU	3,261
3.	Devonte Boyd, UNLV	3,181

CAREER RECEPTIONS

RK	PLAYER, SCHOOL	REC
1.	Richie James, MTSU	244
2.	Cam Phillips, Virginia Tech	225
3.	Allen Lazard, Iowa State	223
4.	Ervin Phillips, Syracuse	213
5.	Calvin Ridley, Alabama	210
6.	Christian Kirk, Texas A&M	209
7.	Anthony Miller, Memphis	209
8.	Steve Ishmael, Syracuse	206
9.	James Washington, OK St	204
10.	Desean Hamilton, Penn St	200
11.	Devonte Boyd, UNLV	194
	Shay Fields, Colorado	194

CAREER RECEIVING YPG

RK	PLAYER, SCHOOL	YPG
1.	Michael Gallup, CSU	107.1
2.	Richie James, MTSU	105.2
3.	Anthony Miller, Memphis	89.2
4.	Penny Hart, GA State	88.4
5.	Cedrick Wilson, Boise St	88.3
6.	Courtland Sutton, SMU	83.6
7.	James Washington, OK St	83.2
8.	Devonte Boyd, UNLV	70.7

www.unlvrebels.com

SENIOR WIDE RECEIVER BOYD MEETS WORLD

DEVONTE BOYD'S HONORS

- + 2014 FWAA Freshman All-America
- + 2014 Mountain West Conference Freshman of the Year
- + 2015, '16 Biletnikoff Award Watch List Member
- + 2014, '15 Second Team All-Mountain West (Official Team)
- + 2015, '16, '17 Preseason First Team All-Mountain West (Official Media Team)
- + 2015, '16 Preseason First Team All-Mountain West Lindy's
- + 2015, '16, '17 Preseason First Team All-Mountain West Phil Steele's
- + 2015, '16, '17 Preseason First Team All-Mountain West Athlon
- + 2016 Named "Most Dangerous Deep Threat" in Mountain West by Lindy's
- + 2016 Named "Fastest Receiver" in Mountain West by Sporting News
- + 2015 Named "Best Hands" in Mountain West by Lindy's



BOYD'S UNLV RECEIVING STATS

YEAR	GP-GS	REC	YDS	AVG	TD	LG
2017	10-10	30	551	18.3	3	94
2016	10-10	45	746	16.6	4	56
2015	12-12	54	904	16.7	7	75
2014	13-11	65	980	15.1	4	56
TOTAL	45-43	194	3,181	16.4	18	94

BOYD'S CAREER 100-YARD GAMES (14)

OPPONENT	DATE	REC	YDS	TD	LG
At San Jose State	10/29/16	6	136	0	64
Jackson State	9/1/16	4	135	3	56
At Colorado State	11/14/15	8	131	0	34
At Utah State	10/25/14	6	128	1	43
Wyoming	11/12/16	10	127	0	21
At Wyoming	11/28/15	6	122	1	38
Hawai'i	11/7/15	6	120	1	75
Boise State	10/31/15	6	116	0	30
New Mexico	11/1/14	11	108	0	21
At Northern Illinois	9/5/15	5	107	1	64
San Jose State	9/30/17	5	105	0	53
Howard	9/2/17	4	105	1	46
At Idaho	9/9/17	2	103	1	94
At Arizona	8/29/14	6	102	0	52

An impressive and already highly decorated veteran receiver who is challenging to become his school's all-time yardage leader as a senior this fall ... Earned a spot on the UNLV Dean's Honors List in Spring 2017 ... A 2017 preseason All-MW First Team selection by Phil Steele's and Athlon... Ranked the No. 7 NFL prospect in the Mountain West by Lindy's ... Currently ranks third among all active players in college football with 3,181 receiving yards and eighth with 70.7 receiving yards per game as a collegian ... Chosen to serve as his team's offensive representative at the annual MW Media Days in July for the second consecutive year ... Has caught at least one pass in all but two of 45 games in his career ... Boyd is challenging to become the first UNLV player to lead the team in receptions all four seasons ... Already owns the school record for career 100-yard receiving games with 14 ... Now also owns the longest offensive play in UNLV history after taking an **Armani Rogers** pass for a 94-yard touchdown Sept. 9 at Idaho ... Needs 315 yards to pass **Ryan Wolfe's** UNLV career record of 3,495 ... Became just the third Rebel named to the Football Writers Association of America Freshman All-America when he joined Baylor's **K.D. Cannon** as the two ball-catchers on the elite national squad ... Just the fifth UNLV player to be named his conference's Freshman of the Year ... A local signee from Henderson's Basic High School, Boyd is a New Orleans native who moved to Southern Nevada a decade ago to live with relatives after his family was hit hard by Hurricane Katrina.

UNLV 100-YARD REC. GAMES

1.	14	Devonte Boyd	2014-SA
2.	12	Ryan Wolfe	2006-09
3.	11	Devante Davis	2011-14

LINCOLN TO LAS VEGAS

UNLV's staff continues to have a definite Cornhusker flavor to it. Offensive coordinator/tight ends coach Barney Cotton played for legendary coach Tom Osborne in Lincoln and spent eight years in two stints on the Nebraska staff, even leading the team as interim head coach in its Holiday Bowl appearance against USC in 2014. Offensive line coach/run game coordinator John Garrison also played for the Huskers, including serving as center in the BCS Championship game for the 2001 squad, and spent the previous four years with Cotton on the NU staff. Second-year defensive line coach Tony Samuel played four seasons for the Huskers and later coached them for 11 (1986-96). Finally, third-year graduate assistant Cody Green played quarterback for Big Red in 2009-10 before finishing his playing career at Tulsa.



GUTIERREZ HONORED

UNLV freshman place-kicker Daniel Gutierrez was named Mountain West Special Teams Player of the Week Oct. 30. It marked the first weekly league award for a Rebel this season, the first special teams nod for UNLV since 2015 and the first for a Rebel kicker since Nicolai Bornand won two in 2014. Gutierrez a walk-on from Granada Hills Charter School in Los Angeles, tied for fifth in school single-game history with 14 total points scored in UNLV's 26-16 upset victory at first-place Fresno State. The freshman tied a school record by making four field goals in one game, hit both of his extra-point attempts and also kicked off seven times against the Bulldogs. His three first-half field goals (38, 27 and 23 yards) helped UNLV go into halftime tied at 9 while his



final kick, a 25-yarder with five minutes remaining, gave the Rebels their biggest lead of the evening.

OH CAPTAINS, MY CAPTAINS

Four permanent team captains were announced during preseason camp and of note, two were juniors and three were local products. Senior wide receiver Devonte Boyd (Henderson/Basic HS) and junior center Zack Singer (Las Vegas/Bishop Gorman HS), who has since suffered a season-ending injury, represent the offense while senior defensive tackle Mike Hughes Jr. (Las Vegas/Palo Verde HS) and junior linebacker Bailey Laolagi (Folsom, CA/Folsom HS) rep the D. "Really proud of the guys for doing a good job in picking (team captains)," said head coach Tony Sanchez. "Mike Hughes – a local Vegas guy who has been a leader here for a long time; Devonte Boyd, another guy local guy who has had a helluva career and deserves to be a captain; Bailey Laolagi out of Folsom has done a good job on becoming a leader in this program; and then another local, Zack Singer, who has done a tremendous job and earned lot of guys' respect. They were the clear-cut winners when we had the team vote."



Boyd



Hughes



Laolagi



Singer

WEEKLY WINNERS

The Rebels have had 61 all-time winners of the weekly awards since joining the MW in 1999. The complete list:

OFFENSIVE PLAYER OF THE WEEK

Kurt Palandech, QB	Nov. 14, 2016
Devante Davis, WR	Sept. 30, 2013
Caleb Herring, QB	Sept. 16, 2013
Tim Cornett, RB (Co-)	Nov. 15, 2010
Omar Clayton, QB	Sept. 21, 2009
Omar Clayton, QB (Co-)	Sept. 22, 2008
Frank Summers, RB (Co-)	Sept. 24, 2007
Rocky Hinds, QB (Co-)	Nov. 27, 2006
Larry Croom, RB (Co-)	Dec. 2, 2002
Jason Thomas, QB	Nov. 4, 2002
Joe Haro, RB	Oct. 29, 2001
Nate Turner, WR	Nov. 27, 2000
Jason Thomas, QB	Oct. 2, 2000
Jeremi Rudolph, RB	Oct. 11, 1999

DEFENSIVE PLAYER OF THE WEEK

Torry McTyer, CB	Nov. 14, 2016
Tau Lotulelei, LB	Oct. 17, 2016
Ryan McAleenan, LB	Oct. 5, 2015
Tani Maka, LB	Sept. 24, 2012
James Dunlap, DE (Co-)	Oct. 31, 2011
Jason Beauchamp, LB	Oct. 26, 2009
Jason Beauchamp, LB	Sept. 29, 2008
Beau Bell, LB (Co-)	Oct. 29, 2007
Beau Bell, LB (Co-)	Oct. 15, 2007
Beau Bell, LB	Sept. 24, 2007
Beau Bell, LB	Oct. 10, 2005
Jamaal Brimmer, SS	Oct. 11, 2004
Joe Miklos, FS	Oct. 4, 2004
Joe Miklos, FS (Co-)	Nov. 3, 2003
R. Dodd-Masters, CB	Sept. 22, 2003
Jamaal Brimmer, SS	Sept. 13, 2003
John Andrews, LB	Sept. 1, 2003
Jamaal Brimmer, SS	Oct. 21, 2002
Tyrone Tucker, LB	Oct. 7, 2002
Kevin Thomas, CB	Nov. 19, 2001
Amar Brisco, CB	Nov. 27, 2000
Kevin Thomas, CB	Oct. 2, 2000
Kevin Thomas, CB	Sept. 13, 1999

SPECIAL TEAMS PLAYER OF THE WEEK

Daniel Gutierrez, PK	Oct. 30, 2017
Logan Yunker, P	Oct. 5, 2015
Nicolai Bornand, PK	Oct. 13, 2014
Nicolai Bornand, PK	Sept. 8, 2014
Nolan Kohorst, PK	Oct. 14, 2013
Logan Yunker, P	Sept. 30, 2013
Logan Yunker, P	Sept. 23, 2013
Deante' Purvis, KR	Oct. 31, 2011
Marcus Sullivan, KR (Co-)	Nov. 29, 2010
Kyle Watson, PK	Nov. 17, 2008
Deante' Purvis, KR	Nov. 10, 2008
Malo Taumua, DL (Co-)	Sept. 15, 2008
Sergio Aguayo, PK	Oct. 10, 2005
Sergio Aguayo, PK	Sept. 12, 2005
Dillon Pieffer, PK	Nov. 3, 2003
Dillon Pieffer, PK	Sept. 22, 2003
Gary Cook, P	Sept. 13, 2003
Greg Estandia, TE	Sept. 1, 2003
Dillon Pieffer, PK	Dec. 2, 2002
Troy Mason, PR	Oct. 15, 2001
Gary Cook, P	Oct. 7, 2001
Troy Mason, KR	Nov. 13, 2000
Ray Cheetany, P/PK	Oct. 9, 2000
Duane James, KR	Oct. 11, 1999

www.unlvrebels.com

COACH LOCATIONS

Where the UNLV coaches are located during games:

PRESS BOX COACHES BOOTH

Barney Cotton OC/Tight Ends
 Kent Baer DC/Linebackers
 Ron O'Dell Quarterbacks
 2 GAs

SIDELINES

Tony Sanchez Head Coach
 Travis Burkett Running Backs
 Andy LaRussa STC/Safeties
 David Lockwood Cornerbacks
 Cedric Cormier Wide Receivers
 Tony Samuel Defensive Line
 John Garrison Offensive Line
 2 GAs

REBEL STARTS CHART

PLAYER	2017	CAREER	CONSEC.
Evan Austrie	0	2	--
Dalton Baker	10	10	10
Devonte Boyd	10	43	10
Jaron Caldwell	8	20	--
Xzaviar Campbell	0	1	--
Michael Chevalier	0	12	--
Nick Dehdashtian	1	1	1
Riley Erickson	5	5	--
Jason Fao	10	15	10
Mark Finau	5	16	--
Jericho Flowers	8	10	7
Julio Garcia II	2	2	2
Daniel Gutierrez	3	3	--
Farrell Hester II	5	5	2
Tim Hough	3	17	--
Tim Holt	5	8	--
Mike Hughes	10	34	34
Robert Jackson	5	6	3
Nathan Jacobson	10	24	24
Jocquez Kallil	4	4	--
Trevor Kanteman	11	11	1
Brian Keyes	5	5	--
Kendal Keys	7	25	6
Bailey Laolagi	7	7	--
Roger Mann	5	5	5
Gabe McCoy	10	10	10
Jameer Outsey	9	9	--
Kurt Palandech	0	6	--
Evan Pantels	7	19	2
Justin Polu	10	20	20
Brandon Presley	9	10	5
Armani Rogers	7	7	--
J'Ondray Sanders	7	17	7
Kyle Saxelid	10	38	38
Chauncey Scissum	10	10	10
Zack Singer	3	3	--
Johnny Stanton	3	7	3
Mekhi Stevenson	0	8	--
Lexington Thomas	9	18	9
Javin White	3	3	3
Charles Williams	1	5	--
Salanoa-Alo Willy	0	12	12
Darren Woods	2	7	--

www.unlvrebels.com

LEX ON TEX LIST (AGAIN)

For the second straight year, UNLV junior running back **Lexington Thomas** was one of 45 players named to the official watch list for the fifth annual Earl Campbell Tyler Rose Award. The award honors the nation's top college football offensive player who was either born in Texas, graduated from a Texas high school or plays at a college located in the Lone Star State. The honoree must also exhibit the enduring characteristics that define the award's namesake -- former NFL running back great **Earl Campbell** (nicknamed the Tyler Rose) -- including integrity, performance, teamwork, sportsmanship, drive, community and tenacity. A 2015 graduate of Benjamin Davis High School in Aldine, Texas, Thomas' 11 career 100-yard rushing games already rank him third in school history. He has twice earned an Earl Campbell Award Honorable Mention this fall -- Sept. 12 after his 190-yard, three TD performance at Idaho and Oct. 3 following a 146-yard, two-TD effort vs. San Jose State.



SLAYING INDOORS

UNLV TOP ROAD VICTORY MARGINS

RK	PTS	OPPONENT	DATE	SCORE
1.	65	at New Mexico	11/1/80	72-7
2.	41	at Colorado State	9/27/80	56-15
3.	38	at UNR	11/22/75	45-7
4.	28	at Idaho	9/9/17	44-16
5.	27	at Colorado State	10/21/78	33-6

its first on the road over a non-conference opponent since 2008 but also the Rebels' biggest winning margin since 1980 and the fourth largest in program history.



UNLV's 44-16 victory inside the Kibbie Dome at Idaho in Week 2 not only marked

TRIPLE (OT) PLAY

UNLV snapped a two-game losing streak in overtime games last fall with its historic 69-66 victory over Wyoming. It marked the first time that the Rebels won a game that went longer than one overtime period and set a school record for points in extra time with 17. In 2008, the Rebels won back-to-back OT games at No. 13 Arizona State and then at home vs. Big 12 team Iowa State. They became only the sixth team to ever win in overtime in consecutive games: Northwestern did it in 2004 and '07, Boston College (2006), TCU (2005), USF (2003) and San Diego State (1998).

UNLV OVERTIME HISTORY (5-10)

GAME	DATE	SCORE	OTs	PTS
UNLV at San Diego State	Oct. 18, 1997	L, 20-17	1	0
UNLV vs. San Jose State	Nov. 22, 1997	L, 55-48	1	0
UNLV vs. Wyoming	Oct. 17, 1998	L, 28-25	1	0
UNLV at Ole Miss	Oct. 28, 2000	L, 43-40	1	3
UNLV vs. Wyoming	Nov. 2, 2002	W, 49-48	1	7
UNLV vs. BYU	Oct. 25, 2003	L, 27-20	1	0
UNLV vs. Wyoming	Nov. 6, 2004	L, 53-45	3	14
UNLV vs. New Mexico	Oct. 14, 2006	L, 39-36	1	0
UNLV at Arizona State	Sept. 13, 2008	W, 23-20	1	3
UNLV vs. Iowa State	Sept. 20, 2008	W, 34-31	1	6
UNLV vs. Minnesota	Aug. 30, 2012	L, 30-27	3	14
UNLV vs. Fresno State	Oct. 19, 2014	W, 30-27	1	3
UNLV vs. San Jose State	Oct. 10, 2015	L, 33-27	1	0
UNLV vs. Idaho	Sept. 24, 2016	L, 33-30	1	3
UNLV vs. Wyoming	Nov. 12, 2016	W, 69-66	3	17

QB1(HUNDRED)

While there have only been 12 games in history that saw a UNLV quarterback rush for at least 100 net yards, including **Armani Rogers'** 148-yard effort at Air Force in Game Six, FOUR of those have happened since the start of the 2016 season. Last fall alone, **Kurt Palandech** (pictured as part of his 157 yards vs. Wyoming) nearly broke the school record of 165 yards set by **Hunkie Cooper** in 1991; **Johnny Stanton** did it against Idaho and just one week later, **Dalton Sneed** (who has since transferred) gave UNLV its first back-to-back 100-yard rushing games by quarterbacks in history when he went for 147 vs. Fresno State.

100-YD RUSHING GAMES BY A UNLV QB (12)

RK	YDS	AVG	TD	PLAYER	OPPONENT	YEAR
1.	165	9.2	1	Hunkie Cooper	Oregon State	1991
2.	157	9.8	1	Kurt Palandech	Wyoming	2016
3.	148	9.3	1	Armani Rogers	at Air Force	2017
4.	147	9.8	1	Dalton Sneed	Fresno State	2016
5.	135	7.1	0	Omar Clayton	Colorado State	2007
6.	131	7.3	0	Johnny Stanton	Idaho	2016
7.	129	9.1	1	Travis Dixon	at Utah State	2007
8.	126	12.6	2	Jason Thomas	at Hawai'i	2000
9.	107	5.1	1	Jason Thomas	at Iowa State	2000
10.	104	6.1	1	Shane Steichen	Idaho	2005
11.	103	8.6	0	Jason Thomas	at Arkansas	2001
12.	103	6.9	0	Derek Stott	Pacific	1991



JOHNNY ON THE SPOT(S)

Former Nebraska quarterback and first team JC All-American **Johnny Stanton**, who transferred to UNLV and started the first four games of the 2016 season before suffering an injury, did not play in the first three games during this, his senior year. Looking to get on the field one way or another, Stanton asked coaches if he could join the special teams units and reached the first string on punt return in time for Game Four. On Stanton's second play of the season vs. SJSU, he bolted past the Spartan line and easily blocked a punt that went 19 yards the other way and set up a short UNLV TD rush. Two weeks later, at Air Force, Stanton saw his first action on defense at Rebel backer, and got in on two tackles. He also played at LB vs. Utah State (6 TT) before moving back to quarterback.



SANCHEZ PART OF SELECT COACHING GROUP

UNLV's **Tony Sanchez** is just the fifth man in the modern era of college football to move directly from being a head coach at a high school to being head coach at a university that was part of what is now known as the FBS. Sanchez, of course, only had to move across the city after going 85-5 in six seasons while leading 2014 national champion Bishop Gorman High School in Las Vegas. **Jim Bradley**, who passed away in 2015, was the first to do it when he went across town to take over at NMSU.

COACH	HIGH SCHOOL (CITY)	SCHOOL	RECORD	YEARS
Jim Bradley	Mayfield HS (Las Cruces, NM)	New Mexico State	23-31-1	1973-77
Bob Commings	Massillon Washington HS (Massillon, OH)	Iowa	18-37	1974-78
Gerry Faust	Moeller HS (Cincinnati, OH)	Notre Dame	30-26-1	1981-85
Todd Dodge	Carroll Senior HS (Southlake, TX)	North Texas	6-37	2007-10
Tony Sanchez	Bishop Gorman HS (Las Vegas)	UNLV	11-23	2015-SA

POLU ON POLY LIST

UNLV sophomore offensive lineman **Justin Polu** was one of 48 players from around the nation named to the 2017 Watch List for the Polynesian College Football Player of the Year Award. The honor is presented annually to the most outstanding Polynesian college football player that epitomizes great ability and integrity. Named 2017 Third Team Preseason All-Mountain West by Athlon, Polu (6-foot-4, 325) was born in Honolulu but is a product of Las Vegas' Silverado High School. Starting all 12 games at right guard, he did not allow a quarterback sack as a freshman and helped lead the UNLV rushing attack to 241.5 yards per game, which ranked 15th in the nation and was the program's highest average since 1979. The winner of the 2017 Polynesian College Football Player of the Year Award will be announced Dec. 14, 2017. Five finalists will be unveiled on November 30. The presentation of the award will be held at the Celebration Dinner during the Polynesian Football Hall of Fame Enshrinement Weekend Jan. 21, 2018, in Honolulu.



HOLD THE DOOR

Just one year after ranking 106th in the nation in quarterback sacks allowed with 33, UNLV in 2016 broke the school record for fewest in a season. The Rebels led the Mountain West and tied for third in the nation with just 10 sacks allowed. After four games this fall, UNLV quarterbacks have been sacked 17 times in the last 16 games.

FEWEST OPPONENT SACKS IN A UNLV SEASON

RANK	SACKS	YEAR
1.	10	2016
2.	12	2001
3.	14	2008
	14	1992
5.	15	2009
6.	16	1995

www.unlvrebels.com

#USNOWLV

FOLLOW THE REBELS:

UNLVREBELS.COM

ON THE WEB

UNLV and CBSsports.com College Network again team up to present REBEL FOOTBALL GAME DAY CENTRAL, which can be found on the web at www.unlvrebels.com. Also, the weekly release "UNLV Football News" can be accessed in its entirety by Monday morning during game weeks. The complete document will be available in printable form through Adobe Acrobat Reader, which offers a free reader program directly accessible from the football section of the site.



ON TWITTER

@unlvathletics
@unlvfootball
@unlvsanchez



ON FACEBOOK

facebook.com/unlvathletics
facebook.com/unlvfootball



ON INSTAGRAM

@unlvathletics
@unlvfootball

www.unlvrebels.com

REB ZONE SPORTS SHOW IS BACK

KVVU FOX5 has been the home of the official UNLV television coach's show since 2013. The "Reb Zone Sports Show" airs Sunday nights at 11 p.m. exclusively on FOX5 following FOX5 News at 10p Weekend Edition and FOX5 SportsPlus. Each week, FOX5 Sports Director **Kevin Bolinger** and UNLV Head Football Coach **Tony Sanchez** break down post-game highlights, feature player profiles, preview the next opponent and give a weekly wrap of Mountain West Conference play. UNLV men's basketball head coach **Marvin Menzies** will join Bolinger in the Reb Zone during the Runnin' Rebels' season. "FOX5 is a big supporter of UNLV academics and athletics and we are excited about this partnership," said Vice President and KVVU FOX5 General Manager, **Todd Brown**. "We are all about community and there is nothing better than a community that supports their college students and student-athletes. We look forward to another exciting season for both Rebel football and Runnin' Rebel basketball."



SIMPLY REB, PLEASE!

Please remember, UNLV (acronym on all references, please) is home to the REBEL football team -- not the Runnin' Rebels! Only the men's basketball team at UNLV is nicknamed the Runnin' Rebels.

REBELS ON THE AIR

UNLV football's radio broadcasts, including the coach's show, can be heard again in Southern Nevada this fall on ESPN 1100 AM and on 100.9 FM. The Learfield UNLV Sports Properties Network includes an affiliate to the north, Reno radio station Fox Sports Radio 1450 AM, which is also owned by Lotus Broadcasting. **Russ Langer** is in his fifth season as the team's play-by-play voice after completing his 18th season calling the action for the Las Vegas 51s, which is the Triple-A affiliate of the New York Mets. Joining him in the booth for the first time is former UNLV quarterback **Caleb Herring**, who led the Rebels to their most recent bowl trip during the 2013 season.

((1100 AM))

ESPN
LAS VEGAS
((100.9 FM))

SANCHEZ WEEKLY RADIO SHOW


The "Tony Sanchez Radio Show" will be broadcast live this season every Wednesday from 6-7 p.m. PT. This marks the seventh straight year that the UNLV coach's radio show will originate from Born And Raised Tavern & Lounge in Summerlin. The show is broadcast live on ESPN 1100 AM and 100.9 FM. Fans are invited to come and join Coach Sanchez, UNLV football play-by-play radio announcer **Russ Langer** and former Rebel quarterback **Caleb Herring** in person each week during the season.



#USNOWLV


ONE-OF-A-KIND DESIGN

Sam Boyd Stadium underwent a \$1.2 million renovation on its field level in the summer of 2015 that included a new \$800,000 playing surface. Two rows of seats on both the West and East sides were eliminated to create a wider field and a new official stadium capacity for football of 35,500. The highlight of the project, however, was the installation of a new football field for the first time since 2003. The state-of-the-art, 100-percent Made in the USA, SPRINTURF synthetic surface features a shock pad for player safety. Given the advantages of a blank green canvas with no sewn-in markings, UNLV head coach **Tony Sanchez** looked to go bold with the program's new field design and the Vegas-themed look made national news when the rendering was released in August of last year. The world-famous "Welcome to Fabulous Las Vegas" sign makes an appearance in the black end zones along with "REBELS" in red. Yardage numbers are displayed in a unique retro Las Vegas font and lay atop red and gray diamonds made famous in the iconic old Stardust hotel sign. The 50-yard-line markers are gray sunbursts taken from the top of the aforementioned Las Vegas sign. Finally, a gray strip borders the entire field. The entire design, including the Mountain West Conference logos and midfield UNLV primary logo, is painted by stadium personnel in the final weeks leading up to kickoff.



"Las Vegas is so important to our University and our football program wants to be a big part of the Las Vegas community. We are fortunate to live in one of the world's great destinations and these innovative designs are one of the ways we proudly represent our city."

--Head coach Tony Sanchez



THE YOUNG-INS

UNLV saw six true freshmen play in the 2017 opener: WR Drew Tejchman, RB Tariq Hollandsworth, DB Greg Francis, PK Daniel Gutierrez, LB Farrell Hester II (pictured below) and DL Kolo Uasike. In addition, redshirt freshman QB Armani Rogers started behind center while fellow redshirts FB Daniel Godfrey, TE Giovanni Fauolo and WR Brandon Gahagan made their collegiate debuts to make it 10 total freshmen on the field vs. Howard. In the recent past, the Rebels played 14 in 2016 and 11 (2015), 5 (2014), 11 (2013), 7 (2012), 13 (2011) and 14 (2010) total freshmen in the first game of the year.



SCOREFEST

In 2016 UNLV defeated Wyoming 69-66 in triple-overtime to mark the fourth-highest scoring game in FBS history. The 135 total points are just two short of the NCAA record set by Pittsburgh and Syracuse (137 points in 2016). The previous highest-scoring game in Mountain West history was 117 by BYU (45) and Hawaii (72) on Dec. 8, 2001. The previous highest-scoring game in UNLV history was 105 when the Rebels downed Nebraska-Omaha 63-42 at Sam Boyd Stadium on Oct. 16, 1976.



www.unlvrebels.com

2017 MW STANDINGS

TEAM	CONF	ALL	STK
MOUNTAIN DIVISION			
Boise State	6-0	8-2	W6
Wyoming	5-1	7-3	W3
Colorado State	4-3	6-5	L3
Utah State	3-3	5-5	W1
Air Force	3-3	4-6	L2
New Mexico	1-5	3-7	L5
WEST DIVISION			
Fresno State	5-1	7-3	W2
San Diego State	4-2	8-2	W2
UNLV	3-3	4-6	L1
Nevada, Reno	2-4	2-8	W1
Hawai'i	1-6	3-7	L3
San Jose State	0-6	1-10	L9

MW THIS WEEK

FRIDAY

UNLV at New Mexico (ESPN2)

SATURDAY

Fresno State at Wyoming (AT&T SN)

Hawai'i at Utah State

San Jose St. at Colorado St. (CBSSN)

Nevada, Reno at San Diego St (CBS SN)

Air Force at Boise State (ESPN2)

MW LAST WEEK

BYU 31, UNLV 21

UNR 59, San Jose State 14

Fresno State 31, Hawai'i 21

Texas A&M 55, New Mexico 10

Wyoming 28, Air Force 14

Boise State 59, Colorado State 52 (OT)



www.unlvrebels.com

PALANDECH WEARING WIESNER JERSEY




Before UNLV's home-opening foot-game vs. Howard, senior quarterback **Kurt Palandech** was recognized as this year's recipient of the Tom Wiesner Award (pronounced "WEEZE-ner). For the 16th consecutive year, coaches and seniors on the football team selected the player who best exemplifies the courage, enthusi-

asm, dedication and toughness of the late Mr. **Tom Wiesner**.

Palandech, a former junior-college transfer from Laney College, will be the first quarterback to wear the Wiesner, which is designated with special stitching on the front of his jersey. A Wisconsin native and three-time letterman on the Badger football team, Mr. Wiesner sought his fortune out West and became one of the Las Vegas' leading businessmen, philanthropists, politicians and ambassadors. The founder of the successful restaurants that are part of Big Dog's Hospitality Group, Mr. Wiesner helped guide Rebel Athletics from their infancy and was inducted into the UNLV Athletics Hall of Fame as a Distinguished Contributor in 1994. Also a member of the Nevada Board of Regents, he died in 2002 at the age of 63 after a battle with Leukemia.

ALL-TIME WIESNER AWARDS

YEAR	PLAYER	POS
2002	Tony Terrell	OL
2003	Dominic Furio	OL
2004	Jamaal Brimmer	DB
2005	Joe Miklos	DB
2006	Erick Jackson	RB
2007	Chris Butler	TE
2008	Jacob Hales	DL
2009	Ryan Wolfe	WR
2010	Isaako Aaitui	DL
2011	Bryce Saldi	LB
2012	Aaron Reed	TE
2013	Max Johnson	FB
2014	Brian Roth	OL
2015	Sonny Sanitosa	DL
2016	David Greene Jr.	RB
2017	Kurt Palandech	QB



PIECE OF CAKE: DASH ON PIESMAN LIST

UNLV sophomore defensive lineman **Nick Dehdashtian** is one of 44 players from across the nation on the official preseason Watch List for the coveted Piesman Trophy Award. The SB Nation Piesman Award goes to an offensive or defensive lineman who makes the season's most impressive play as a runner, receiver or passer – as decided by a panel of voters. Dehdashtian (Mission Viejo High School/Rancho Santa Margarita, CA) is no stranger to the Piesman people as he was a weekly honoree last fall after he picked up a fumble and rumbled 28 yards for a touchdown in the Rebels' season-opening victory over Jackson State. This year, three finalists will be invited to an awards ceremony December 8 in New York City. Piesman voters include media members from outlets such as ESPN, Bleacher Report, USA Today, CBS, the AP, Sports Illustrated and The Ringer. Fans have a voice too, via an online ballot made available later in the season.

Brian O'Neill of Pittsburgh won the pie-shaped crystal trophy in 2016 while **Ash-ton Henderson** of South-eastern Louisiana took the inaugural Piesman.





COMING SOON: A STATE-OF-THE ART FOOTBALL HOME

UNLV Athletics announced the largest single gift in its history on Sept. 13, 2016, as the Fertitta Family has pledged \$10 million toward the construction of a state-of-the-art football training facility, which will be known as the Fertitta Football Complex. The 73,000-square-foot, two-level complex will be built on campus in the north end of the team's practice area and overlook the Ernie Becker Sr. Football Fields at Bill "Wildcat" Morris Rebel Park. The Fertitta Football Complex will become the day-to-day home of the program and include an academic center, locker rooms, offices, meeting rooms, strength & conditioning center, media room, training table and nutrition bar, athletic training center and player lounge.



The **Fertitta Family** had the following statement: "We believe in the future of Rebel Football under Tony Sanchez's leadership and are proud to join others in the community in helping make this vital building block for the program become a reality."

A lead gift of \$2 million, which was previously the largest ever earmarked for UNLV Football and came from a donor who wished to remain anonymous, was announced in May 2016. The project is expected to cost between \$24-26 million.

"As I've said since the day I was hired here, I am excited about the future of this program and its limitless potential," said head coach **Tony Sanchez**. "I want to thank the Fertittas for not just this amazing gift but also for everything they do in the community. I also want to thank everyone else who has stepped up with significant and important contributions as they help us turn Rebel Football into a national program."

The previous largest single gift to UNLV Athletics was \$7.2 million from the Mendenhall Family toward the construction of the men's basketball training facility in 2012.

"The Fertitta Family has been a longtime supporter of UNLV and we are grateful for the incredible generosity they have demonstrated over the years, including today," said UNLV President **Len Jessup**. "Having state-of-the-art facilities for athletics, particularly for football, contributes to the overall success of our programs and helps position the university for future realignment to a Power 5 Conference. Elevating UNLV Athletics is a critical part of our vision to become one of the best, top-tier public universities in the country."



PRACTICE PALACE

One of college football's largest and most impressive areas of its kind, Bill "Wildcat Morris Rebel Park has been transformed into an athletics showcase over the past decade. In 2010, a state-of-the-art UBU synthetic surface was installed at a cost of \$700,000, replacing an artificial surface originally installed in 2002 thanks to a \$1 million gift from the family of Ernie Becker Sr. The new surface and lighting system followed other donations secured since 1999, such as dozens of palm trees to line the fields and a desert garden built behind a Rebel Red archway welcoming fans, all of which have turned the park into one of the most aesthetically pleasing sports training facilities in the nation.



UNLV FUTURE NON-CONFERENCE OPPONENTS

2018

- S. 1 at USC
- S. 22 at Arkansas State

2019

- A. 31 SOUTHERN UTAH
- S. 7 ARKANSAS STATE
- S. 14 at Northwestern
- O. 12 at Vanderbilt

2020

- A. 29 CALIFORNIA
- S. 5 LA TECH
- S. 12 ARIZONA STATE
- S. 19 at Iowa State

2021

- S. 11 at Arizona State
- S. 18 IOWA STATE

www.unlvrebels.com

REBELATIONS...

With his team-leading 551 yards through the air this fall, **Devonte Boyd** has become just the third UNLV player to post four seasons of at least 500 yards receiving. He joins **Ryan Wolfe** (2006-09) and **Henry Bailey** (1991-94) with that distinction ... Not far behind Boyd on the receiving yards list in 2017 is sophomore **Brandon Presley** (pictured), whose career-high 461 yards and three scores include a robust 16.5-yard per reception average ... After



scoring just three total points in the second half of the previous three games (0 vs. SDSU, 3 at AFA and 0 vs. USU), UNLV has scored 54 points in its last three outings (outscored FS 17-7 and UH 24-17 after halftime and was outscored 17-14 vs. BYU) ... UNLV's defense has gone 25 straight quarters without grabbing an interception (**Jericho Flowers'** pick at the end of the third quarter vs. SJSU Sept 30 was the last one). The Rebels have five total interceptions this fall, which currently ties the school record for fewest in a season (set in 2016, 2009 and 2005) ... UNLV senior linebacker **Brian Keyes** recovered two fumbles in the first half against USU in Game Six to make it four on the season, which continues to give him the national lead in that category. That total already ties for fifth in school single-season history ... **Lexington Thomas** scored one rushing touchdown vs. BYU, giving him 15 on the year, which ranks second in the nation among running backs this season and tied for third with **Tim Cornett** (2013) in Rebels' single-season history. "Lightning" has scored at least two rushing TDs in five of the first 10 games of the season and now sits third in Rebel

2017 FBS RUSHING TDs BY RUNNING BACKS

RK	TDs	ATT	PLAYER	SCHOOL	YR
1.	19	187	Devin Singletary	FAU	SO
2.	15	178	Lexington Thomas	UNLV	JR
	15	229	Rashaad Penny	San Diego St	SR
	15	166	Kerryon Johnson	Auburn	JR
	15	181	Bryce Love	Stanford	JR
6.	14		3 Running Backs Tied		

history with 26 career TDs on the ground. His career-high 1,146 yards this fall are the most by a Rebel in a season since Cornett's 1,284 yards in 2013 as Thomas has posted the 10th 1,000-yard season in school history. Thomas also is second in the Mountain West with a per-carry average of 6.44, which ranks 16th in the country among all running backs ... Starting PK/P **Evan Pantels**, who broke the school record for kicking points in a game with 16 in

the season opener, left the Ohio State game with an injury and his availability has been limited ever since. Pantels has returned to punt the last two games but only has an overall average of 37.2 this fall. On field goals Pantels is a perfect 20-20 in his UNLV career from less than 40 yards, including 8-8 this season. He has also made all 66 of his extra-point attempts as a Rebel, which is the second-longest streak in Rebel history (school record is 74 by **Kyle Watson** in 2008-09) ... Freshman walk-on **Daniel Gutierrez** has filled in as placekicker and is the team's kickoff man (10-11 XP and 5-6 on FGA) while freshman **Riley Erickson** saw his redshirt lifted to handle the punting duties for four games mid-season ... Against SJSU Sept. 30, the 35 points scored in the first half tied for the most by UNLV vs. a Mountain West opponent. The Rebels also scored 35 before halftime vs. Wyoming in 2002 and at New Mexico in 2013 ... UNLV boasts a rushing average of 239.5, which ranks 18th in the country this week. The Rebels' 241.5 rushing yards per game last season ranked 15th in the nation and was the highest average for the Rebels since 1979 ... UNLV's leading rusher from a year ago -- **Charles Williams** (school freshman single-season record 763 yards in 2016) suffered a season-ending injury in Week One vs. Howard (93 yards on just 12 carries before he left the game) and will instead apply for a medical redshirt season ... **Jericho Flowers** has a new number and a (sorta) new position this fall. The sophomore wore No. 32 in 2016 as redshirt freshman but moved from defense to wide receiver to help a position decimated by injuries. He finished with 10 catches for 147 yards and one TD to go with 48 yards and another score rushing. Flowers is back on defense and now wearing No. 7 as he made his first career start as a cornerback in the opener and hauled in his first career interception vs. SJSU ... UNLV added an important piece to its defense this summer when safety **Chauncey Scissum** chose to transfer from Syracuse as a graduate student. Scissum started seven of the 30 games he played for the Orange and picked up his first career interception in the Rebels' Game Two win at Idaho and then grabbed another vs. SJSU in Game Four ... Hawai'i recently became only the third team that UNLV has defeated at least five consecutive times at home (seven straight over CS Fullerton from 1977-86 and six straight over Idaho State from 1969-2015).

LIT LIDS: REBELS WORE THROWBACKS

In celebration of the 50th Year of Rebel Football, UNLV wore a special helmet design inspired by arguably the best team in school history during its season-opening game vs. Howard University. The silver helmet featured a decal in the same font that the team wore from 1982-86 but without the middle striping because of the current squad's popular "Welcome to Fabulous Las Vegas" sticker located on the back. Head coach **Tony Sanchez** put his own spin on the throwback look by making both the "Rebels" script and facemask chrome colored instead of simple red. Wearing a similar look, the 1984



of Famer **Randall Cunningham** at quarterback and punter. That UNLV squad went undefeated in league play to win the Big West Conference (then known as the PCAA) and went on to defeat Toledo 30-13 in the 1984 California Bowl held in Fresno. This year's team is also wearing a commemorative sticker on the back of its helmets throughout the season featuring the official 50 Years of Rebel Football logo designed as a courtesy by **Mike Mason** of CatalystCreativ.

NON-SATURDAY SUCCESS

In its 50-year history, UNLV has played 17 Thursday games, 13 Friday contests, one Sunday matchup, one Wednesday outing and one Monday game on Labor Day 2005 at New Mexico. The Rebels boast a 7-5-1 record on Fridays and a solid overall non-Saturday record of 17-15-1.

UNLV ALL-TIME NON-SATURDAY GAMES

DAY	DATE	OPPONENT	TV	RESULT	SCORE
Thursday	Oct. 22, 1970	At Cal State Fullerton	None	Won	20-10
Thursday	Nov. 26, 1970	NEVADA, RENO	None	Won	42-30
Friday	Sept. 21, 1973	MARSHALL	None	Won	31-9
Friday	Nov. 9, 1979	TENNESSEE STATE	None	Won	36-28
Friday	Nov. 23, 1979	LAMAR	None	Tied	10-10
Thursday	Sept. 2, 1982	BYU	WTBS	Lost	27-0
Thursday	Oct. 27, 1983	SAN DIEGO STATE	WTBS	Won	28-10
Thursday	Oct. 31, 1985	NEW MEXICO STATE	ESPN	Won	17-12
Thursday	Nov. 6, 1986	FRESNO STATE	ESPN	Lost	36-7
Thursday	Sept. 2, 1999	At North Texas	KLAS	Won	26-3
Thursday	Dec. 21, 2000	ARKANSAS	ESPN	Won	31-14
Thursday	Aug. 30, 2001	At Arkansas	ESPN	Lost	14-10
Friday	Sept. 7, 2001	NORTHWESTERN	ESPN	Lost	37-28
Friday	Aug. 29, 2003	TOLEDO	ESPN	Won	28-18
Friday	Sept. 19, 2003	HAWAII	ESPN2	Won	33-22
Sunday	Sept. 5, 2004	At Tennessee	ESPN	Lost	42-17
Friday	Oct. 8, 2004	At BYU	ESPN2	Won	24-20
Monday	Sept. 5, 2005	At New Mexico	ESPN2	Lost	24-22
Friday	Nov. 24, 2006	AIR FORCE	The Mtn.	Won	42-39
Thursday	Aug. 30, 2007	At Utah State	LV ONE	Won	23-16
Thursday	Nov. 13, 2008	WYOMING	CBS C	Won	22-14
Thursday	Nov. 18, 2010	AIR FORCE	CBS C	Lost	35-20
Thursday	Sept. 1, 2011	At Wisconsin	ESPN	Lost	51-17
Thursday	Aug. 30, 2012	MINNESOTA	CBS SN	Lost	30-27 (3OT)
Thursday	Aug. 28, 2013	At Minnesota	BTN	Lost	51-23
Thursday	Nov. 21, 2013	At Air Force	ESPNU	Won	41-21
Wednesday	Jan. 1, 2014	vs. North Texas (HoD Bowl)	ESPNU	Lost	36-14
Friday	Aug. 29, 2014	At Arizona	ESPN	Lost	58-13
Friday	Oct. 10, 2014	FRESNO STATE	CBS SN	Won	30-27 (OT)
Friday	Oct. 16, 2015	At Fresno State	ESPN2	Lost	31-28
Thursday	Sept. 1, 2016	JACKSON STATE	MWN/CI	Won	63-13
Friday	Nov. 18, 2016	At Boise State	ESPN2	Lost	42-25
Friday	Nov. 10, 2017	BYU	ESPN2	Lost	31-21
Friday	Nov. 17, 2017	At New Mexico	ESPN2		

HELMET TO HELMET

In celebration of the 50th Year of Rebel Football, UNLV Athletics created a special collection of pocket-sized helmets as a unique gift for season-ticket holders. The six-helmet set, produced by Riddell, features three different helmet designs from head coach **Tony Sanchez's** first two seasons along with three "throwback" helmets from previous decades. The helmets were only available to UNLV football season-ticket buyers. The historical helmets feature a silver design from 1982-86 that was worn by College Football Hall of Famer **Randall Cunningham** and his teammates as they became 1984 conference and California Bowl champions. Also included in the set is a stylized silver helmet with a red facemask worn from 1987-89 that features a cursive "Las Vegas" splashed over the top of a large red N. The final throwback design comes from the 1973-74 seasons when All-American **Mike Thomas** led the nation in rushing and quarterback **Glenn Carano** was beginning his heralded career. The Rebels went a combined 20-4 in those two campaigns, including reaching the NCAA semifinals in 1974. The red helmet features a gray facemask, thick striping on top and the number 50 on one side to commemorate this year's celebration.



www.unlvrebels.com

PLAYER NOTES

Quarterbacks

#1 ARMANI ROGERS

QB | 6-5 | 225 | RS-FR | Los Angeles, CA | Hamilton

- Redshirted the 2016 season and has started seven of the eight games he's played in in 2017
- Became just the fourth freshman (all redshirts) to start at quarterback during a season-opening game in school history, joining Nick Sherry (2012), Travis Dixon (2007) and Jon Denton (1996)
- His 122.6 passing efficiency is eighth in the Mountain West and ranks 81st in the country
- Is eighth in the MW with 137.5 passing yards per game
- The dual-threat QB is averaging 67.2 rushing yards per game, which is 10th in the MW
- Is fourth in the MW and 68th in the nation in total offense (204.8 ypg)
- Did not play at Fresno State (10/28/17) due to injury and saw limited action against Hawaii (11/4/17); did not play against BYU
- Before getting knocked out in the second quarter against Utah State (10/21/17), had run for 75 yards on 10 carries with two touchdowns, giving him six rushing TDs on the year
- Ran for his fourth rushing TD of the season and a career-high 148 yards at Air Force (10/14/17), marking his first career 100-yard rushing performance and the 12th in history by a UNLV quarterback
- Threw for 177 yards and touchdown and added 54 yards on the ground vs. San Diego State 9/10/17
- Had a career-high two rushing touchdowns and two passing touchdowns in win vs. San Jose State (9/30/17)
- Picked up first career win at Idaho (9/9/17) after throwing for 193 yards and a TD and running for another 86 yards and his first career rushing TD
- Connected with wide receiver Devonte Boyd on a 94-yard TD pass in the win vs. Idaho (9/9/17), the longest pass and scoring play in UNLV football history.
- Ranked as the No. 11 dual-threat QB in the nation (ESPN)
- Ranked as the No. 55 player in the West Region by ESPN and No. 70 player in the country by Scout
- Rated as a four-star recruit out of high school by ESPN

CAREER

Year	GP-GS	COMP-ATT	YDS	PCT	TD	INT	LG
2017	8-7	74-141	1100	.525	5	5	94
TOTAL	8-7	74-141	1100	.525	5	4	94

RUSHING

Year	GP-GS	ATT	YDS	AVG	TD	LG
2017	8-7	98	538	5.5	6	45
TOTAL	8-7	98	538	5.5	6	45

GAME HIGHS

PASSING	Completions	Attempts	Touchdowns	Interceptions
	12, 2x, last at Air Force (Oct. 14, 2017)	28, 2x, last Air Force (Oct. 14, 2017)	2, vs. San Jose State (Sept. 30, 2017)	2, at Ohio State (Sept. 23, 2017)

RUSHING

Attempts	Yards	Touchdowns
17, vs. San Jose State (Sept. 30, 2017)	148, at Air Force (Oct. 14, 2017)	2, 2x, last vs. Utah State (Oct. 21, 2017)

#14 KURT PALANDECH

QB | 6-2 | 195 | SR-2L | Plainfield, IL | North

- Entered 2017 as the No. 2 QB and for the second year, serves as the holder for extra point and field goals
- Played QB vs. Utah State (10/21/17) after Armani Rogers was knocked out of the game, going 8-for-18 with 48 yards and two interceptions and ran 13 times for 53 yards
- His 728 career rushing yards ranks third in school history by a quarterback
- 2017 winner of the Wiesner Award, which is voted on by the senior class and coaches. The Wiesner, which is designated by special stitching on the front chest of the jersey, goes to the player who best exemplifies courage, enthusiasm, dedication and toughness of the late Mr. Wiesner
- Played in 11 games with three starts in 2016, and finished the year 49-of-97 with 647 yards, five TDs and two interceptions
- Also ranked third on the team with 359 rushing and five TDs.
- Made first start of 2016 against Wyoming (Nov. 12, 2016) and passed for a career-high 252 yards and rushed for a career-high 157 yards in the triple overtime win. Named Mountain West Offensive Player of the Week for that performance
- His 157 rushing yards vs. Wyoming (Nov. 12, 2016) ranks as the second most by a signal caller in program history

CAREER

Year	GP-GS	COMP-ATT	YDS	PCT	TD	INT	LG
2017	9-0	8-19	48	.421	0	2	9
2016	11-3	49-97	647	.505	5	2	64
2015	11-3	75-152	794	.493	9	5	49
TOTAL	29-6	132-268	1,489	.492	14	9	64

RUSHING

Year	GP-GS	ATT	YDS	AVG	TD	LG
2017	9-0	15	76	5.1	0	23
2016	11-3	48	359	7.5	5	76
2015	11-3	82	293	3.6	4	39
TOTAL	29-6	145	728	5.0	9	76

GAME HIGHS

PASSING	Completions	Attempts	Touchdowns	Interceptions
	20, vs. Wyoming (Nov. 12, 2016)	32, vs. Wyoming (Nov. 12, 2016)	3, vs. Wyoming (Nov. 12, 2016)	2, twice, last vs. San Diego State (Nov. 21, 2015)

RUSHING

Attempts	Yards	Touchdowns
18, vs. San Jose State (Oct. 10, 2015)	157, vs. Wyoming (Nov. 12, 2016)	2, at Boise State (Nov. 18, 2016)

#4 JOHNNY STANTON

QB/LB | 6-2 | 245 | SR-1L | Rancho Santa Margarita, CA | Saddleback

- Made first start of the season at QB against Fresno State (10/28/17) in place of the injured Rogers, going 17-for-29 with a 155 yards to go along with 38 yards on 11 carries and one TD in the upset win over the Bulldogs
- Made second straight start of 2017 against Hawaii (11/4/17), going 18-for-26 for a then career-high 244 yards and two passing touchdowns in addition to a rushing TD, his second of the year
- Made seventh career start at QB and third straight in 2017 against BYU (11/10/17), recording career-highs in yards (325) and completions (20) to go along with two touchdowns and two interceptions
- Made his 2017 season debut on special teams against San Jose State on Sept. 30, 2017 and blocked his first career punt, setting up a TD run by Lexington Thomas
- Saw his first action on defense at Air Force (10/14/17), coming in at linebacker and registering two tackles on assists
- Saw significant action against Utah State at linebacker, recording a career-high six tackles
- Started the first four games of 2016 before an injury sidelined him for the rest of the year
- Rushed for first career score at UCLA on Sept. 10, 2016

CAREER

Year	GP-GS	COMP-ATT	YDS	PCT	TD	INT	LG
2017	7-3	45-88	724	.625	4	2	52
2016	4-4	50-107	676	.467	6	6	56
TOTAL	11-7	105-195	1400	.538	10	8	56

RUSHING

Year	GP-GS	ATT	YDS	AVG	TD	LG
2017	7-3	37	96	2.6	2	17
2016	4-4	40	231	5.8	1	26
TOTAL	11-7	77	327	4.3	3	26

DEFENSIVE

Year	GP-GS	UT	AT	TT	TFL	SACK	FF	FR
2017	5-0	4	4	8	0.0-0	0-0	0	0
TOTAL	5-0	4	4	8	0.0-0	0-0	0	0

GAME HIGHS

PASSING	Completions	Yards	Attempts	Touchdowns	Interceptions
	20, vs. BYU (Nov. 10, 2017)	325, vs. BYU (Nov. 10, 2017)	41, at Central Michigan (Sept. 17, 2016)	3, vs. Jackson State (Sept. 1, 2016)	2, 4x, last vs. BYU (Nov. 10, 2017)

RUSHING

Attempts	Yards	Touchdowns
18, vs. Idaho (Sept. 24, 2016)	131, vs. Idaho (Sept. 24, 2016)	1, 3x, last vs. Hawaii (Nov. 4, 2017)

Running Backs

#3 LEXINGTON THOMAS

RB | 5-9 | 170 | JR-2L | Houston, TX | Benjamin Davis

- Has been the No. 1 back since Charles Williams was lost for the year in the season-opener
- Is third in the Mountain West with 114.6 rushing yards per game, which ranks 17th in the country
- Is fifth in the conference and 25th in the country with 128.9 all-purpose yards per game
- Is second in the MW and tied for 21st in the country with 9.0 points per game
- Leads team with 15 rushing TDs in 2017, surpassing his previous career-high of eight from a year ago, scoring in all but one game this year, including two rushing TDs in five of 10 games
- Against BYU (11/10/17), scored his 26th TD of his career and 15th of the season, running for 83 yards to give him 1,146 on the year, seventh-most in a single season. His 15th TD tied Tim Cornett (2013) for third-most in school history
- Collected his 14th TD of the year and 25th of his career in win vs. Hawaii (11/4/17)
- His 98 net yards against Hawaii on 24 carries gave him the 10th 1,000-yard rushing season in UNLV history and the first since Tim Cornett went for 1,284 in 2013.
- Scored his 13th TD of the season in win at Fresno State (10/28/17), giving him 24 in his career, tying him for fourth all-time
- Rushed for a total of 88 yards on 20 carries in win at Fresno St.
- Against Utah State (10/21/17), scored his 11th and 12th touchdowns of the season to go along with 161 yards (long of 41)
- At Air Force (10/14/17), rushed for a 55-yard TD, marking four

- games this season with at least a 55-yard rush
- The TD run at Air Force was the 21st of his career, moving him into fifth all-time in program history
- Rushed for his eighth and ninth touchdowns of the season and 19th and 20th of his career vs. SJSU (9/30/17), which tied him with quarterback Glenn Carano (1973-76) and running back Michael Morton (1978-81), who both ran for 20 in the Scarlet & Gray
- Scored both of the UNLV offensive TDs at Ohio State (9/23/17), including a 55-yard scamper
- Ran for 190 yards and three touchdowns, both career-highs, in the 44-16 win at Idaho (9/9/17)
- At Idaho (9/9/17), had touchdown runs of 60 and 62 yards
- Has 11 career 100-yard rushing games, which is tied with Dominique Dorsey for third in school history. The school record is 17 set by two-time All-American Mike Thomas in 1973-74
- Has been honored twice by the Earl Campbell Tyler Rose Award in 2017 after his performances at Idaho (9/8/17) and vs. San Jose State (9/30/17), receiving honorable mention nods
- Began the 2017 season rushing for 151 yards on 21 carries and two TDs vs Howard (9/2/17), marking the eighth career 100-yard rushing game. He also had 48 receiving yards on two catches
- Recorded a then career-high 642 yards as a sophomore last fall in addition to catching six passes for 83 yards and two scores
- Had a career-long touchdown run of 85 yards against Central Michigan on September 17, 2016, which was the longest rush by a Rebel since 2011 and the fourth longest ever

CAREER

Year	GP-GS	ATT	YDS	AVG	TD	LG
2017	10-9	178	1146	6.4	15	62
2016	11-9	124	643	5.2	8	85
2015	12-0	81	506	6.2	3	40
TOTAL	33-18	383	2,295	5.9	26	85

RECEIVING

Year	GP-GS	REC	YDS	AVG	TD	LG
2017	10-9	8	143	17.9	0	47
2016	11-9	6	83	13.8	2	37
2015	12-0	10	100	10.0	0	26
TOTAL	33-18	24	326	13.6	2	47

GAME HIGHS

Attempts	Yards	Long	Touchdowns
22, vs. San Jose State (Oct. 29, 2016)	190, at Idaho (Sept. 9, 2017)	85, at Central Michigan (Sept. 17, 2016)	3, at Idaho (Sept. 9, 2017)

THOMAS' CAREER 100-YARD GAMES

OPP	DATE	ATT	YDS	TD	LG
Utah State	10/21/17	19	161	2	41
San Jose State	9/30/17	18	146	2	56
Idaho	9/9/17	17	190	3	62
Howard	9/2/17	21	151	2	35
Hawaii	10/15/16	21	102	1	34
Idaho	9/24/16	19	160	2	55
Central Michigan	9/17/16	17	113	1	85
UCLA	9/10/16	19	112	1	37
Colorado State	11/14/15	11	118	1	32
Hawaii	11/7/15	17	120	1	32
Idaho State	9/26/15	7	106	1	40

#35 XZAVIER CAMPBELL

RB | 6-2 | 215 | JR-2L | Bellaire, TX | Bellaire

- With Charles Williams lost for the season, Campbell steps into the No. 2 running back spot and is part of a Rebel rushing attack that ranks 20th in the nation with 239.5 yards per game
- In win at Fresno State (10/28/17), carried ball seven times for 23 yards
- Ran for 65 yards on nine carries against Utah State (10/21/17)
- At Air Force (10/14/17), scored first touchdown of the season on a 1-yard run and totaled 27 yards on six carries in the game
- Ran for 73 yards on 10 carries in win vs. San Jose State (9/30/17)
- In the win at Idaho, ran for a season-high 81 yards on 17 carries, including a long of 22 where he hurdled his defender
- Made first career start against Boise State on Nov. 18, 2016, rushing for 60 yards on 13 carries
- Had a breakout game against Wyoming on Nov. 12, 2016 finishing with a career-high 19 carries for 83 yards and one touchdown to go with two receptions for 18 yards and another score

CAREER

Year	GP-GS	ATT	YDS	AVG	TD	LG
2017	10-0	61	298	4.9	1	24
2016	11-1	49	233	4.8	1	31
2015	12-0	88	469	5.3	5	53
TOTAL	33-1	198	1000	5.1	7	53

GAME HIGHS

Attempts	Yards	Long	Touchdowns
19, vs. Wyoming (Nov. 12, 2016)	139, vs. Idaho State (Sept. 26, 2015)	53, vs. Idaho State (Sept. 26, 2015)	2, vs. Idaho State (Sept. 26, 2015)

2017 UNLV FOOTBALL

Wide Receivers

#83 DEVONTE BOYD

WR | 6-1 | 185 | SR-3L | Henderson, NV | Basic

- Averaging 55.1 receiving yards per game, which is sixth in the Mountain West
- Against BYU (11/10/17), caught four passes for 58 yards and a touchdown, his first since the win at Idaho and the 18th of his career, tying him with George Thomas in sixth place all-time
- The 58 yards took him over 500 for the season, making him the third player in program history to post four seasons with 500 receiving yards or more
- Now has 194 career catches
- After being held without a catch against Utah State (10/21/17), caught a team-high five passes for 62 yards in win at Fresno State (10/28/17) with the five catches moving him from fifth to third all-time at the time with 189 receptions
- Had three catches for 22 yards at Air Force (10/14/17), at the time moving him into fifth all-time with 184 career receptions
- He needs 376 yards to catch all-time leader Ryan Wolfe (2006-09) at 3,495 yards
- Caught five balls for 105 yards in win vs. San Jose State (9/30/17), including a 53-yard strike from Armani Rogers, putting him over 100 yards for the 14th time in his career, extending his record as UNLV's all-time leader in 100-yard performances
- Originally broke the record in the win vs. Idaho after tying previous leader Ryan Wolfe (2006-09) at 12 with 105 yards in the season-opener vs. Howard (9/2/17)
- Caught a 94-yard touchdown pass from Armani Rogers at Idaho (9/9/17), which is longest pass and scoring play in UNLV history
- Has hit the century mark in 10 of his last 25 games dating back to 2015
- 2017 preseason All-MW First Team selection by Phil Steele and Athlon
- Entered season as No. 7 NFL prospect in the Mountain West
- Enters 2017 ranked third among all active players in college football with 2,630 receiving yards and fourth with 164 catches and 75.1 yards per game as a collegian
- The Biletnikoff Award candidate has caught as least one pass in all but one of 36 games in his career
- An arm injury in the triple overtime 69-66 win over Wyoming on Nov. 12, 2016 ended his junior campaign
- Despite injury, led the team with 45 receptions, 746 yards and four touchdowns
- Prior to the injury, was averaging 74.6 yards per game, which ranked sixth in the Mountain West and 51st in the country, while his 4.5 receptions per game ranked eighth in the MW and was tied for 95th in the nation
- Caught four passes for a career-high 135 yards and three touchdowns against JSU on Sept. 1, 2016 and did not play in the second half
- Finished sophomore season (2015) with 54 receptions for 904 yards and seven touchdowns
- Earned All-Mountain West Second Team honors for the second consecutive year in 2015
- One of four sophomores named to the 2015 official preseason watch list for the Biletnikoff Award
- Earned multiple honors following rookie campaign, including being named the Mountain West Freshman of the Year and became the third player in program history to earn a spot on the Football Writers Association of America Freshman All-America Team
- Finished freshman season with 980 receiving yards, which was the most in the country amongst all freshmen during the regular season
- Shattered the UNLV receiving record for most receptions and yards in a season by a freshman, finishing with 65 receptions for 980 yards (breaking Ryan Wolfe's record of 55 receptions for 911)
- Caught first career touchdown at San Diego State on Sept. 27, 2014, hauling in a 44-yard reception
- Became only the second freshman in school history (first was Ryan Wolfe) to have over 100 yards receiving in debut game

CAREER RECEIVING

Year	GP-GS	REC	YDS	AVG	TD	LG
2017	10-10	30	551	18.4	3	94
2016	10-10	45	746	16.6	4	64
2015	12-12	54	904	16.7	7	75
2014	13-11	65	980	15.1	4	56
TOTAL	45-43	194	3,181	16.4	18	94

GAME HIGHS

Receptions	11, vs. New Mexico (Nov. 1, 2014)
Yards	136, at San Jose State (Oct. 29, 2016)
Long	94, at Idaho (Sept. 9, 2017)
Touchdowns	3, vs. Jackson State (Sept. 1, 2016)

BOYD'S CAREER 100-YARD GAMES

OPP	DATE	REC	YDS	TD	LG
San Jose State	9/30/17	5	105	0	53
Idaho	9/9/17	2	103	2	94
Howard	9/2/17	4	105	1	46
Wyoming	11/12/16	10	127	0	21
San Jose State	10/29/16	6	136	0	64
Jackson State	9/1/16	4	135	3	56
Wyoming	11/28/15	6	122	1	38
Colorado State	11/14/15	8	131	0	34
Hawaii	11/7/15	6	120	1	75
Boise State	10/31/15	10	116	0	30
Northern Illinois	9/5/15	5	107	1	64
New Mexico	11/1/14	11	108	0	21
Utah State	10/25/14	6	128	1	43
Arizona	8/29/14	6	102	0	52

#80 BRANDON PRESLEY

WR | 6-0 | 180 | SO-1L | Temecula, CA | Great Oak

- Is tied for first on the team in receiving touchdowns (3) and second in receptions (28) and yards (461), all career highs
- His 46.1 receiving yards per game ranks 10th in the MW
- Has caught four or more passes in four straight games, including four for a team-high 88 yards against BYU (11/10/17), with one of the receptions going for his third touchdown of the season
- Had four receptions for a team and career-high 95 yards in win against Hawaii (11/4/17), including a career-long touchdown of 52 yards on a catch and run on a short slant route
- Tied career high with five receptions in win at Fresno State (9/28/17) for 54 yards, second-most in the game by a Rebel
- At Air Force (10/14/17), had a career-high five receptions and team-high 41 yards
- Caught three catches for 77 yards with a long of 54 against San Diego State on Oct. 7, 2017
- Caught first touchdown since 2015 against San Jose State (9/30/17) on a 44-yard catch and run
- Suffered a season ending injury in the 2016 season opener against Jackson State on Sept. 1, 2016, also his first career start
- Appeared in 11 games as a true freshman in 2015 and finished with three receptions for 28 yards

CAREER RECEIVING

Year	GP-GS	REC	YDS	AVG	TD	LG
2017	10-9	28	461	15.5	3	54
2016	1-1	1	14	14.0	0	14
2015	11-0	3	28	9.8	1	13
TOTAL	22-10	32	503	15.7	4	54

GAME HIGHS

Receptions	5, 2x, last at Fresno State (Oct. 28, 2017)
Yards	95, vs. Hawaii (Nov. 4, 2017)
Long	54, vs. San Diego State (Oct. 7, 2017)
Touchdowns	1, 4x, last vs. BYU (Nov. 10, 2017)

#10 DARREN WOODS JR.

WR | 6-0 | 220 | SO-1L | Missouri City, TX | Elkins

- Team's main kick returner with 16 returns for 275 yards (17.2 yards per return) in 2017
- Against BYU (11/10/17), led the team with a career-high seven catches for a career-high 86 yards, including a career-tied long of 35
- Had 39 yards on four catches in win vs. Hawaii (11/4/17)
- Caught four passes for 35 yards vs. Utah State (10/22/17)
- Played five games as a freshman in 2016 before suffering season-ending injury on Oct. 1 at San Jose State. Before the injury, was averaging 27.2 yards per kickoff return, which ranked third in the Mountain West and 24th in the country at the time

CAREER RECEIVING

Year	GP-GS	REC	YDS	AVG	TD	LG
2017	10-3	22	197	9.0	0	35
2016	5-5	13	189	14.5	1	35
TOTAL	15-8	35	386	11.0	1	35

GAME HIGHS

Receptions	7, vs. BYU (Nov. 10, 2017)
Yards	86, vs. BYU (Nov. 10, 2017)
Long	35, 2x, last vs. BYU (Nov. 10, 2017)
Touchdowns	1, at Central Michigan (Sept. 17, 2016)

#84 KENDAL KEYS

WR | 6-4 | 205 | JR-2L | San Diego, CA | Helix

- Is third on the team in receptions (23) and yards (226)
- Had one catch for 12 yards against BYU (11/10/17)
- Against Hawaii, caught four passes for 49 yards and one touchdown, the 10th of his career and second of 2017
- The 49 yards against the Rainbow Warriors also put him over 1,000 in his career
- Caught three balls for 29 yards in win at Fresno State (10/28/17)
- Had 30 yards on four catches vs. Utah State (10/21/17), tied with Woods Jr. for the team-high in receptions in the game
- Against SDSU (10/7/17), caught his first touchdown pass since 2015 and ninth career score, a 6-yard pass from Rogers in the second quarter for UNLV's lone TD of the game
- Caught three passes for 20 yards in the opening minutes at Ohio State (9/23/17) before leaving the game with an injury

- Had 49 yard receiving yards on a season-high five passes in the win at Idaho (9/9/17) after returning to full speed from an injury suffered early in camp
- Missed all of 2016 after suffering a knee injury during camp

CAREER RECEIVING

Year	GP-GS	REC	YDS	AVG	TD	LG
2017	10-6	23	226	9.8	2	21
2015	12-12	43	515	12.0	6	61
2014	13-6	24	310	12.9	2	41
TOTAL	35-24	90	1051	11.7	10	61

GAME HIGHS

Receptions	8, vs. San Diego State (Nov. 21, 2015)
Yards	87, at Colorado State (Nov. 14, 2015)
Long	49, vs. San Jose State (Oct. 10, 2015)
Touchdowns	3, at Colorado State (Nov. 14, 2015)

Tight End

#9 TREVOR KANTEMAN

TE | 6-4 | 240 | SR-1L | Simi Valley, CA | Illinois/LA Pierce College

- Caught first career touchdown against San Jose State (9/30/17) on a 1-yard pass from Armani Rogers
- Finished 2016 with five receptions for 65 yards, appearing in all 12 games with five starts
- Made first career start at Hawaii on Oct. 15, 2016
- Made first career reception against Idaho on Sept. 24, 2016

CAREER RECEIVING

Year	GP-GS	REC	YDS	AVG	TD	LG
2017	10-6	6	33	5.5	1	11
2016	12-5	5	65	13.0	0	26
TOTAL	22-11	11	98	8.9	1	26

GAME HIGHS

Receptions	1, 8x, last at Fresno State (Oct. 28, 2017)
Yards	15, vs. Idaho (Sept. 24, 2016)
Long	15, vs. Idaho (Sept. 24, 2016)
Touchdowns	1, vs. San Jose State (Sept. 30, 2017)

#43 TIM HOLT

TE | 6-2 | 230 | SR-2L | Yorba Linda, CA | Fullerton College

- Has played in nine of 10 games in 2017 with five starts
- His 10 receptions in 2017 surpasses his total of nine from a year ago with two games remaining
- Caught a career-high three passes for 32 yards, including a long of 22 in win against Hawaii (11/4/17)
- Finished 2016 with nine receptions for 140 yards, appearing in all 12 games with five starts
- Made first career start at UCLA on Sept. 10, 2016

CAREER RECEIVING

Year	GP-GS	REC	YDS	AVG	TD	LG
2017	9-5	10	91	9.1	0	26
2016	12-5	9	140	15.6	0	39
TOTAL	21-10	19	231	12.1	0	39

GAME HIGHS

Receptions	3, vs. Hawaii (Nov. 1, 2017)
Yards	53, at Hawaii (Oct. 15, 2016)
Long	39, at Hawaii (Oct. 15, 2016)
Touchdowns	N/A

Offensive Line

#76 KYLE SAXELID

OL | 6-7 | 290 | SR-3L | Elk Grove, CA | Cosumnes Oaks

- The three-year starter is the most experienced offensive lineman in 2017 with 39 career starts under his belt, including all 33 games the past two-plus seasons
- Is one of a record 104 official nominees for the 2017 Wuerffel Trophy, known as "College Football's Premier Award for Community Service" presented annually to the player who best combines exemplary community service with athletic and academic achievement
- Named preseason Fourth Team All-MW by Athlon for the second straight year
- Started every game in 2016 at left tackle, helping the UNLV rushing attack to 241.5 yards per game, which ranked 16th in the nation

CAREER GAMES PLAYED

Year	GP-GS
2017	10-10
2016	12-12
2015	12-12
2014	12-5
TOTAL	46-39

#78 JUSTIN POLU

OL | 6-4 | 315 | SO-1L | Henderson, NV | Silverado

- Has started all 22 games he's played in as a Rebel
- Named Third Team Preseason All-MW by Athlon
- Started all 12 games in 2016 at right guard without allowing a sack

CAREER GAMES PLAYED

Year	GP-GS
2017	10-10
2016	12-12
TOTAL	22-22

#64 NATHAN JACOBSON

OL | 6-5 | 290 | JR-2L | Snohomish, WA | Snohomish

- Has started 24 straight games at right tackle dating back to 2015
- Played in seven games as a true freshman and started the last two

CAREER GAMES PLAYED

Year	GP-GS
2017	10-10
2016	12-12
2015	7-2
TOTAL	29-24

#63 J'ONDRAY SANDERS

OL | 6-5 | 290 | SR-2L | Henderson, NV | Basic

- Made first start of the season against San Jose State (9/30/17), filling in for Zack Singer, who is out for the year with an ankle injury, and has started every game since
- Came off the bench to play in three games a junior a year ago
- As a sophomore in 2015, played in all 12 games, including starting 10 at the right tackle position

CAREER GAMES PLAYED

Year	GP-GS
2017	8-7
2016	3-0
2015	12-10
TOTAL	23-17

Defensive Line

#99 MIKE HUGHES JR.

DL | 6-2 | 315 | SR-3L | Las Vegas | Palo Verde

- Has 44 tackles, including a team-leading 6.0 tackles for loss in 2017, both career highs
- Against BYU (11/19/17), had five tackles, including 1.0 tackles for loss
- His 2.0 sacks are tied for the team lead and both came in the win against Hawaii (11/4/17), marking a career-high in a single game and doubling his career total, while his six total tackles against the Rainbow Warriors was tied for third-most in the game
- Against Utah State (10/22/17) had four assisted tackles, including a half a tackle for loss
- Had a season-high & career-high eight tackles at Air Force (10/14/17), including one tackle for loss
- One of four 2017 captains
- Named preseason First Team All-MW by Lindy's and Phil Steele and second team by Athlon heading into 2017
- Earned Honorable Mention All-Mountain West after 2016 season after starting all 12 games and tallying a then career-high 37 tackles, 3.5 tackles for loss and first two career sacks

CAREER

DEFENSIVE							
Year	GP-GS	UT	AT	TT	TFL	SACK	FF FR
2017	10-10	18	26	44	6.0-17	2.0-10	0 0
2016	12-12	17	20	37	3.5-18	2.0-16	0 0
2015	12-12	15	8	23	3.5-8	0-0	2 1
2014	7-0	3	15	18	2.0-4	0-0	0 0
TOTAL	41-34	53	69	122	15.0-47	4.0-26	2 1

GAME HIGHS

Tackles	8, at Air Force (Oct. 14, 2017)
Tackle for Loss	2.0, vs. Hawaii (Nov 4, 2017)
Sacks	2.0, vs. Hawaii (Nov 4, 2017)

#42 SALANOA-ALO WILY

DL | 6-0 | 295 | JR-2L | Laie, HI | Kahuku

- Recovered first career fumble in the end zone against San Jose State (9/3/17) and had three tackles
- Had one sack for a loss of 8 yards at Ohio State (9/23/17)
- Registered a career-high five tackles (all solo) vs. Howard (9/2/17) in the season-opener
- Registered first career sack against Idaho on Sept. 24, 2016

CAREER

DEFENSIVE										
Year	GP-GS	UT	AT	TT	SCK	TFL	PBU	FF	FR	
2017	10-0	8	11	19	1.0-8	1.0-8	0	0	0	1
2016	12-12	6	9	15	1.0-4	2.5-9	0	0	0	0
2015	12-0	3	3	6	0-0	0.5-0	1	0	0	0
TOTAL	34-12	17	23	40	2.0-12	4.0-17	1	0	0	1

GAME HIGHS

Tackles	5, vs. Howard (Sept. 2, 2017)
Tackle for Loss	1.0, 2x, last at Ohio State (Sept. 23, 2017)
Sacks	1.0, 2x, last at Ohio State (Sept. 23, 2017)
Fumble Rec.	1.0, vs. San Jose State (Sept. 30, 2017)

#20 JAMEER OUTSEY

DL | 6-3 | 240 | JR-TR | Somerset, NJ | Iowa/Mesa CC

- Final signee of the the class of 2017, committing in July and joining the team for camp in August
- Registered first career sack against Utah State (10/21/17) for a seven-yard loss with three tackles overall, including 1.5 total tackles for loss
- Registered sack in second straight game at Fresno State (10/28/17) forcing a Bulldog punt late in the game
- Season-high eight tackles in win against San Jose State (9/30/17), which was tied for second-most on the team for the game
- Had three tackles in first start as a Rebel against Howard (9/2/17)
- Signed with Iowa out of high school, but transferred after being switched to tight end
- Spent the 2016 season at Mesa Community College

CAREER

DEFENSIVE									
Year	GP-GS	UT	AT	TT	TFL	SACK	FF	FR	
2017	10-9	11	11	22	3.0-18	2.0-15	0	0	0
TOTAL	10-9	11	11	22	3.0-18	2.0-15	0	0	0

GAME HIGHS

Tackles	8, vs. San Jose State (Sept. 30, 2017)
Tackle for Loss	1.5, vs. Utah State (Oct. 21, 2017)
Sacks	1.0, 2x, last at Fresno State (Oct. 28, 2017)

CAREER (Iowa)

Year	GP-GS	REC	YDS	AVG	TD	LG
2015	8-0	1	10	10.0	0	10
Total	8-0	1	10	10.0	0	10

#95 JASON "POPS" FAO

DL | 6-0 | 310 | SR-2L | Long Beach, CA | Long Beach CC

- Has started every game this year and has 3.5 tackles for loss, more than doubling his career total prior to 2017
- Recorded career-high six tackles in win vs. Hawaii (11/4/17)
- Had five tackles against Utah State (10/21/17) to go along with first career forced fumble
- Entered 2017 as the No. 1 D-tackle, starting the season-opener against Howard and finishing with three tackles
- In win at Idaho (9/9/17), had two tackles, which included one sack for a loss of 10 yards and another tackle for a loss of two yards
- In 2016, posted 12 tackles, including two for loss and his first sack, in addition to a fumble recovery and two pass breaks ups
- In 2015, played in all 12 games with five starts, finishing with 22 tackles and a recovered fumble

CAREER

DEFENSIVE										
Year	GP-GS	UT	AT	TT	TFL	SACK	FF	FR		
2017	10-10	16	12	28	3.5-16	1.0-10	1	0	0	0
2016	10-0	7	5	12	2.0-9	1-3	0	1-0		
2015	12-5	14	8	22	1.0-2	0-0	0	1-0		
TOTAL	32-15	37	25	62	6.5-27	2-13	1	2-0		

GAME HIGHS

Tackles	6, vs. Hawaii (Nov. 4, 2017)
Tackle for Loss	1.0, 3x, last at Idaho (Sept. 9, 2017)
Sacks	1.0, 2x last at Idaho (Sept. 9, 2017)
Forced Fumble	1, vs. Utah State (Oct. 21, 2017)

#19 MARK FINAU

DL | 6-3 | 235 | SR-2L | Inglewood, CA | LA Valley College

- A veteran presence on the d-line, has started five of 10 games in 2017
- Recovered a fumble forced by Chauncey Scissum at Ohio State (9/23/17)
- Appeared in all 12 games in 2016 with two starts, finishing with a career-high 12 tackles and his first sack

CAREER

DEFENSIVE										
Year	GP-GS	UT	AT	TT	TFL	SACK	FF	FR		
2017	10-5	6	2	8	1.5-8	1.0-7	1-0	0	0	0
2016	12-2	8	4	12	2.0-9	0-0	0	0	0	0
2015	12-9	6	4	10	2.0-5	0-0	0	0	0	0
TOTAL	34-16	20	10	30	5.5-22	1.0-7	1-0	0	0	0

GAME HIGHS

Tackles	4, 2x, last vs. Howard (Sept. 2, 2017)
Tackle for Loss	1.0, 4x last at Ohio State (Sept. 23, 2017)
Sacks	1.0, 2x, last at Ohio State (Sept. 23, 2017)
Pass Breakups	2, vs. Idaho (Sept. 24, 2016)

Linebackers

#48 BAILEY LAOLAGI

LB | 6-1 | 220 | JR-2L | Folsom, CA | Folsom

- Has not played in last three games (Fresno State on Oct. 28, Hawaii on Nov. 4 & BYU Nov. 10) due to injury
- Made first-career start in 2017 season opener vs. Howard and had a breakout game, recording a team-leading 13 tackles
- Followed that with another 13-tackle performance in the win at Idaho (9/9/17)
- Tied for team-high with eight tackles at Ohio State (9/23/17)
- Had a career-high 2.0 tackles for loss, including first-career sack, against San Diego State (10/7/17)
- Added another double-digit tackle performance at Air Force (10/14/17) with 11, including 1.0 tackles for loss
- Despite missing the last three games his 63 tackles are third on the team and 43 more than he had over his first two seasons
- Third on the team with 4.0 tackles for loss
- One of four 2017 captains
- Recovered a fumble in the win over Wyoming on Nov. 12, 2016 on a kickoff return

CAREER

DEFENSIVE										
Year	GP-GS	UT	AT	TT	TFL	SACK	PBU	FR		
2017	7-7	35	28	63	4.0-11	1.0-5	0	0	0	0
2016	12-0	8	7	15	1.0-1	0-0	0	1-0		
2015	11-2	2	3	5	0.0-0	0-0	0	0	0	0
TOTAL	30-9	45	38	83	4.0-12	1.0-5	0	1-0		

GAME HIGHS

Tackles	13, 2x, last at Idaho (Sept. 9, 2017)
Tackle for Loss	2.0, vs. San Diego State (Oct. 7, 2017)
Fumbles Recovered	1, vs. Wyoming (Nov. 12, 2016)
Sacks	1.0, vs. San Diego State (Oct. 7, 2017)

#25 GABE MCCOY

LB | 6-2 | 215 | SO-1L | Pittsburg, CA | Pittsburg

- Second on the team with 65 tackles in 2017
- Made first career start in season-opener vs. Howard (9/1/17); collected seven tackles and his first career interception
- Recorded a career-high 10 tackles in the win at Idaho (9/9/17)
- Tied for the team-high with eight tackles at Ohio State (9/23/17), including one tackle for loss
- Had six tackles in win vs. Hawaii (11/4/17)
- Recorded nine tackles and a forced fumble against BYU (11/10/17)
- Finished 2016 with nine tackles, including first career sack at San Diego State on Oct. 8, 2016
- Originally signed as a defensive end and switched to linebacker before 2016 season

CAREER

DEFENSIVE											
Year	GP-GS	UT	AT	TT	TFL	SACK	PBU	INT	FF		
2017	10-9	45	20	65	3.0-3	0-0	0	1-1	2		
2016	12-0	7	2	9	1.0-5	1-5	1	0	0	0	0
TOTAL	22-9	52	22	74	4.0-9	1-5	1	1-1	2		

GAME HIGHS

Tackles	10, at Idaho (Sept. 9, 2017)
Tackle for Loss	1.0, 4x last vs. San Diego State (Oct. 7, 2017)
Sacks	1.0, vs. San Diego State (Oct. 8, 2016)
Interceptions	1, vs. Howard (Sept. 2, 2017)

2017 UNLV FOOTBALL

#5 BRIAN KEYES

LB | 6-1 | 250 | SR-1L | Phoenix, AZ | Arizona/Scottsdale CC

- Is tied for fourth on the team with 52 tackles in 2017
- Had a career-high 14 tackles vs. Utah State (10/21/17), the top single-game performance by a Rebel defender this year
- Followed that with a seven tackle performance in win at Fresno State (10/28/17), second most in the game by a Rebel
- Has four fumble recoveries this season, which leads both the Mountain West and the nation
- Had two fumble recoveries vs. Utah State (1-21/17) and one each against vs. San Diego St. (10/7/17) and at Air Force (10/14/17)
- Finished with 10 tackles in 2016 after appearing in all 12 games

CAREER

Year	GP-GS	UT	AT	TT	TFL	SACK	PBU	FR
2017	10-5	24	28	52	1.5-2	0-0	1	4-0
2016	12-0	6	4	10	0.0-0	0-0	0	0-0
TOTAL	22-5	30	32	62	1.5-2	0-0	1	4-0

GAME HIGHS

Tackles 14, vs. Utah State (Oct. 21, 2017)
Tackle for Loss 1.0, vs. Howard (Sept. 2, 2017)
Fumble Recovery 2, vs. Utah State (Oct. 21, 2017)

#53 FARRELL HESTER II

LB | 6-1 | 240 | FR-HS | Las Vegas, NV | Bishop Gorman

- The true freshman has earned his way onto the field, playing in all 10 games with five starts
- Is sixth on the team with 48 tackles
- Had a breakout game at Air Force (10/14/17) with a team-leading and career-high 12 tackles to go along with a forced fumble and two fumble recoveries, one of which he returned for 31 yards
- In start against BYU (11/10/17), recorded eight tackles
- His two fumble recoveries are tied for eighth in the MW and tied for 11th in the country
- The local product out of Bishop Gorman High School was rated a three-start prospect by ESPN, which also ranked him the No. 15 recruit in the state of Nevada

CAREER

Year	GP-GS	UT	AT	TT	TFL	SACK	FF	FR
2017	10-5	30	18	48	0.5-0	0-0	1	2-31
TOTAL	10-5	30	18	48	0.5-0	0-0	1	2-31

GAME HIGHS

Tackles 12, at Air Force (Oct. 14, 2017)
Tackle for Loss 0.5, vs. San Jose State (Sept. 30, 2017)
Fumble Rec. 2, at Air Force (Oct. 14, 2017)

Defensive Backs

#7 JERICHO FLOWERS

DB | 5-10 | 175 | SO-1L | Los Angeles, CA | Hamilton

- Tied for fourth on the team with 52 tackles, which includes 3.0 tackles for loss
- Had 10 tackles in win vs. Hawaii (11/4/17), second-most in the game by a Rebel, to go along with first career forced fumble and career-high three pass breakups
- Career-high 11 tackles in win vs. San Jose State (9/30/17), also made first career interception in the game in the end zone
- Recovered a fumble forced by Javin White at Ohio State (9/23/17)
- Recorded five tackles in win at Fresno State 910/28/17)
- Started at corner in the season opener vs. Howard (9/2/17), registering six tackles and a game-high two tackles for loss
- Has also served as the primary punt returner in 2017, averaging 6.7 yards per return
- Switched back to defensive back after playing receiver in 2016
- Returned nine kicks for 177 yards in 2016
- In emergency duty on offense, caught 10 passes for 147 yards and one touchdown a year ago
- Former high school teammate of QB Armani Rogers

CAREER

Year	GP-GS	UT	AT	TT	TFL	SACK	PBU	INT	FF
2017	10-8	37	15	52	3.0-10	0-0	3	1-0	1
TOTAL	10-8	37	15	52	3.0-10	0-0	3	1-0	1

RECEIVING

Year	GP-GS	REC	YDS	AVG	TD	LG
2016	9-2	10	147	14.7	1	35
TOTAL	9-2	10	147	14.7	1	35

GAME HIGHS

Tackles 11, vs. San Jose State (Sept. 30, 2017)
Tackle for Loss 2.0, vs. Howard (Sept. 2, 2017)
Interception 1, vs. San Jose State (Sept. 30, 2017)
Pass Breakups 3, vs. Hawaii (Nov. 4, 2017)

#13 TIM HOUGH

DB | 5-11 | 185 | JR-2L | Las Vegas, NV | Desert Pines

- Had a season-high five tackles in the season-opener vs. Howard (9/2/17)
- Recorded first career fumble recovery at Ohio State (9/23/17)
- Totaled 28 tackles, including one tackle-for-loss in 2016
- Entered 2017 as the most experienced returning corner, having started 14 games over the previous two seasons, playing in 24 games total
- Led the squad, ranked fifth in the MW and 35th in the nation with four interceptions (returned for 58 yards) as a freshman in 2015. The four interceptions tied the UNLV freshman record

CAREER

Year	GP-GS	UT	AT	TT	TFL	SACK	PBU	INT
2017	10-3	10	7	17	0.0-0	0-0	3	0
2016	12-5	21	7	28	1.0-5	0-0	1	0
2015	12-9	25	7	32	1.0-2	0-0	4	4-58
TOTAL	34-17	56	21	77	2.0-7	0-0	8	4-58

GAME HIGHS

Tackles 7, vs. Boise State (Oct. 31, 2015)
Tackle for Loss 1.0, twice, last at Central Michigan (Sept. 17, 2016)
Pass Break-Ups 2, vs. Boise State (Oct. 31, 2015)
Interceptions 2, vs. Idaho State (Sept. 26, 2015)

#26 JOCQUEZ KALILI

DB | 5-11 | 15 | JR-TR | Las Vegas, NV | Arizona/Mesa CC

- The walk-on defensive back had worked his way into the starting lineup, starting four games at cornerback before an injury has kept him out the last three games (at Fresno State on 10/28/17, vs. Hawaii on 11/4/17 & vs. BYU on 11/10/17)
- Has already racked up 23 tackles, including 2.0 tackles for loss, one fumble recovery and three forced fumbles
- The tackles for loss, the fumble recovery and two forced fumbles all came against Air Force (10/14/17)
- Added another forced fumble against Utah State (10/21/17)
- His three forced fumbles are second in the MW and tied for 9th in the country
- Is a former walk-on at Arizona and spent two years at Mesa Community College before coming to UNLV

CAREER

Year	GP-GS	UT	AT	TT	TFL	SACK	FF	FR
2017	7-4	16	7	23	2.0-9	0-0	3	1
TOTAL	7-4	16	7	23	2.0-9	0-0	3	1

GAME HIGHS

Tackles 6, 2x, last vs. San Diego State (Oct. 7, 2017)
Tackle for Loss 1, at Air Force (Oct. 14, 2017)
Forced Fumbles 2, at Air Force (Oct. 14, 2017)
Fumble Rec. 1, at Air Force (Oct. 14, 2017)

#21 CHAUNCEY SCISSUM

DB | 6-2 | 210 | SR-TR | Henrietta, NY | Syracuse

- Seventh on the team with 45 total tackles
- Recorded seven tackles against BYU (11/10/17)
- Had career-high eight tackles in win vs. San Jose State (9/30/17) and his second interception of 2017, which leads the team
- Had seven tackles at Ohio State (9/23/17), tied for second-most in the game, to go along with a forced fumble
- In win at Idaho (9/9/17), recorded first career interception in the third quarter and returned it inside the five yard line, setting up a Lexington Thomas touchdown
- Starting strong safety in season opener vs. Howard, recording two tackles in his UNLV debut
- Joined the Rebels as a graduate transfer this summer from Syracuse
- Played in 30 games with seven starts in three seasons at safety at the ACC school, recording 48 career tackles (30 solo) and one pass breakup

CAREER

Year	GP-GS	UT	AT	TT	TFL	SACK	PBU	INT	FF
2017	10-10	27	18	45	0.0-0	0-0	1	2-29	1
TOTAL	10-10	27	18	45	0.0-0	0-0	1	2-29	1

GAME HIGHS

Tackles 7, at Ohio State (Sept. 23, 2017)
Forced Fumble 1, at Ohio State (Sept. 23, 2017)
Interceptions 1, 2x, last vs. San Jose State (Sept. 30, 2017)

CAREER (Syracuse)

Year	GP	UT	AT	TT	TFL	SACK	PBU	INT
2016	12	6	0	1	0.0	0-0	0	0
2015	12	27	16	43	0.5	0-0	1	0
2014	6	2	0	2	0.0	0-0	0	0
TOTAL	30	30	18	48	0.5	0-0	1	0

#33 DALTON BAKER

DB | 5-11 | 185 | JR-2L | Las Vegas, NV | Bishop Gorman

- Leads the team with 83 tackles in 2017, including double-digit performances in five of the last six games, with two career-high performances (10 vs. BYU (11/10/17); 11 vs. Hawaii (11/4/17); 10 tackles in win at Fresno State (10/28/17); 10 against San Diego State (10/7/17); and 11 at Air Force (10/14/17))
- His 8.3 tackles per game is 12th in the MW and rank 63rd in the country
- For the third-straight week, led the team in tackles with 10 against BYU (11/4/17)
- Had first career tackle for loss at Air Force (10/14/17)
- Had seven tackles at Ohio State 99/23/17), which tied for second-most in the game
- Recorded six tackles in the opener vs. Howard (9/2/17), also his first career start
- Won the starting free safety spot during camp
- Finished 2016 with 25 tackles and three pass breakups
- Former walkon who was awarded a scholarship during the 2016 preseason camp

CAREER

Year	GP-GS	UT	AT	TT	TFL	SACK	PBU	INT
2017	10-10	58	25	83	1.0-20	0-0	0	0
2016	12-0	17	8	25	0.0-0	0-0	3	0
2015	11-0	5	0	5	0.0-0	0-0	0	0
TOTAL	33-10	80	33	113	1.0-20	0-0	3	0

GAME HIGHS

Tackles 11, 2x last vs. Hawaii (Nov. 4, 2017)
Pass Break-Ups 1, 3x, last vs. Colorado St. (Oct. 22, 2016)
Tackle for Loss 1.0, at Air Force (Oct. 14, 2017)

Specialists

#30 EVAN PANTELS

K/P | 5-10 | 190 | JR-1L | Suwanee, GA | Georgia Military

- Missed just his sixth field goal against BYU (11/10/17), a 48-yarder; Punted three times for 98 yards in the game
- After not playing against Utah State or Fresno State, returned for the win vs. Hawaii (11/4/17), punting five times for 180 yards, four extra points and a key made 32-yard field goal with under five minutes remaining in the game
- After sitting out against San Diego State (10/7/2017), returned to kicking duties at Air Force (10/14/17), making all three of his attempts (40, 27, 34) and all three of his extra points
- At Idaho (9/9/17), made three field goals en route to scoring 14 points overall just one week after setting the school record against Howard
- In the season opener against Howard (9/2/17), was 4-of-6 on field goals for the night - both career highs - and broke the school record for kicking points in a game with 16
- His four made field goals vs. Howard also tied the school's single-game record previously done six times
- Has never missed a field goal attempt under 40 yards and has made all 66 of his extra points as a Rebel
- Also recorded a career-long punt in the opener vs. Howard with a 69-yarder and is averaging 41.7 yards per punt in 2017
- Had a record-setting year in 2016, his first season at UNLV, when he made 55 of 56 of kicking attempts
- Led team in scoring with 81 points and broke school record for highest field-goal percentage in a season by nailing 13-of-14 attempts, which was fourth in the nation and bested Jim Cook's Rebel record of 88.2 set in 1987
- Posted the sixth perfect extra-point campaign in UNLV history while his 42 PATs were the most by an Rebel without missing in one season
- Also shined as a punter a year ago, ranking 49th in the nation with an average of 41.7 yards per attempt, including eight punts of 50-yards or more

CAREER

Year	GP	FGM	FGA	FG PCT.	LG	PTS
2017	7	11	16	.687	44	50
2016	12	13	14	.929	47	42
TOTAL	19	24	30	.800	47	92

Extra Points

Year	XP	XPM
2017	24	24
2016	42	42
TOTAL	66	66

PUNTING

Year	GP	NO.	AVG.	LONG	I20	TB	50+
2017	7	14	37.2	69	1	2	2
2016	12	64	41.7	66	12	2	8
TOTAL	18	78	40.9	69	13	4	10

GAME HIGHS

Longest FG Attempt 48, vs. Howard (Sept. 2, 2017)
Field Goals Attempted 6, vs. Howard, Sept. 2, 2017
Longest FG Made 47, vs. Nevada, Reno (Nov. 26, 2016)
Field Goals Made 4, vs. Howard (Sept. 2, 2017)
Longest Punt 69, Howard (Sept. 2, 2017)
Most Punts 9, at Central Michigan (Sept. 17, 2016)
Highest Average 44.5, vs. Fresno State (Oct. 1, 2016)

2017 SUPPLEMENTAL PLAYER BIOS

The following players have seen action this season but do not appear in the team's 2017 media guide.



RILEY ERICKSON #93
P/PK | 6-0 | 190 | FR-HS
Chandler, AZ
Desert Vista HS

UNLV: A kicker and punter who was expected to redshirt 2017 but instead took over the punting duties in Game Four vs. San Jose State ... Ranked a three-star recruit by ESPN.

com ... A top student who originally committed to Air Force and also had offers from schools such as Wyoming, Navy and Cornell ... Was honored for his academics by the National Football Foundation Chapter of the Sun Chapter. **HIGH SCHOOL:** A 2017 graduate of Desert Vista HS in the Phoenix area ... A three-year letterwinner for coach Dan Hinds ... Played at linebacker and long snapper in addition to kicking and punting for the Thunder ... Made 11 of 14 field goals as a senior, including a 50-yard kick. ... 41-yard punt average ... Of those 17 of 27 ended up inside the 20 (seven inside the 10) with a long of 64 ... Also was a catcher on the baseball team and forward on the soccer squad. **PERSONAL:** Riley Owen Erickson was born in Chandler ... The son of Troy and Mia Erickson ... Has one older sister, Alana Augilar.



JOCQUEZ KALILI #26
DB | 5-11 | 185 | JR-TR
Las Vegas, NV
Desert Oasis HS/Arizona/Mesa CC

UNLV: A walk-on defensive back who earned a spot on special teams for the Rebels this fall ... Name is pronounced "jah-KWEZ kuh-LILLY." **JUNIOR COLLEGE:** Spent two years at Mesa Community College in Arizona ... Thunderbirds finished 9-2 and were Valley of the Sun bowl champions in his sophomore season. **ARIZONA:** Walked on to the Pac-12 school as a RB in 2014 and redshirted season in Tucson. **HIGH SCHOOL:** A 2014 graduate of Desert Oasis HS in Las Vegas ... Played one season at RB, WR and DB for coach Scott Staudinger ... Graduated holding school record for most rushing yards in a season and game, most touchdowns in a season and game and most points scored in a season and game ... Named first team all-state by Nevada Preps after rushing for 1,633 yards and 23 touchdowns as a senior in 2013 ... Conference coaches named him Offensive MVP in the Southwest League ... Also ran track (100, 200, 4x100 and 4x200) for the Diamonbacks ... Played his freshman season in Texas. **PERSONAL:** Jocquez Kaloha Ikaika Kalili was born in New Orleans ... The son of Johnnie Green and Kuulei Kalili...Has five siblings.



BRANDON GAHAGAN #89
WR | 5-11 | 175 | FR-TR
Las Vegas, NV
Bishop Gorman HS/Oregon

UNLV: A transfer from the University of Oregon who walked on to the program and may see time on special teams this fall ... The Las Vegas product played for head coach Tony

Sanchez earlier in his career at when both were at Bishop Gorman High School ... Last name is pronounced "gah-HAY-gan." **OREGON:** Redshirted the 2016 season while with the Ducks of the Pac-12 Conference. **HIGH SCHOOL:** A 2016 graduate of Bishop Gorman HS ... A three-year letterwinner for the Gaels under coaches Tony and then Kenny Sanchez ... Lined up at WR, KR and PR for the three-time state champions and two-time national champions ... Finished with 32 receptions for 720 yards and seven touchdowns as a senior ... A four-year scholar-athlete honoree that earned honorable mention All-Sunset Division as a receiver ... Also twice lettered in track & field for BGHS. **PERSONAL:** Brandon Wade Gahagan was born in Dallas, TX ... The son of Billy and Kim Gahagan ... Has a younger sister, Courtney.



JAMEER OUTSEY #20
DL | 6-3 | 240 | JR-TR
Somerset, NJ
Franklin Township HS/Iowa/Mesa CC

UNLV: The final signee of the 2017 Rebel recruiting class in July ... The former Big Ten player made his first start vs. Howard at defensive end. **JUNIOR COLLEGE:** Spent the 2016 season at Mesa CC ... Thunderbirds finished 9-2 and were Valley of the Sun bowl champions in his sophomore season. **IOWA:** Signed the Hawkeyes out of high school ... Redshirted the 2014: Redshirted season. **2015:** Moved from linebacker to tight end and played in eight games, with one reception for eight yards ... Saw first action of career in 31-14 opening win over Illinois State ... One of two tight ends in starting lineup in 31-17 win at Iowa State ... Also played against Pitt, North Texas, Wisconsin, Illinois, Northwestern and in the Rose Bowl against Stanford. **HIGH SCHOOL:** A 2014 graduate of Franklin Township HS ... A three-year letterman for coach Lou Soloman ... Played DE, TE, WR and DT for the Warriors ... First team all-area as outside linebacker as a senior ... First team all-area as outside linebacker and tight end as a junior ... Third team all-conference as a sophomore ... Three-year starter as defensive end, linebacker and tight end ... Helped prep team reach first round of state playoffs as a sophomore and second round as a junior ... Recorded 51 tackles as a senior, with 13 tackles for loss, five sacks and an interception return for a touchdown ... Finished with 13 receptions for 193 yards and three touchdowns on offense ... Collected 44 tackles as a junior, with nine TFL and five sacks, to go with 223 yards on 15 receptions ... Served as a team captain as a senior ... Also competed for Warriors' basketball team. **PERSONAL:** Jameer Outsey was born in New Brunswick, NJ ... The son of Wendie Barnes and Elisha Outsey ... Has an older sister, Eboni Barnes.



DANIEL GUTIERREZ #32
PK/P | 5-10 | 200 | FR-HS
Los Angeles, CA
Granada Hills Charter School

UNLV: A walk-on kicker and punter who will also serve as the Rebels' kickoff man this fall. **HIGH SCHOOL:** A 2017

graduate of Granada Hills Charter HS ... A three-year letterwinner for the Highlanders under coach Walter Roby ... A two-time all-area and three-time all-city honoree ... Also played soccer. **PERSONAL:** Daniel Gutierrez was born in Van Nuys, CA ... The son of Carlos Gutierrez and Patricia Ramirez ... Has three brothers: Carlos, Anthony and Issac.

2017 UNLV FOOTBALL



GAME 1

Sam Boyd Stadium • Las Vegas
Sept. 2, 2017 • Att. 15,667



REBELS DROP SEASON OPENER

LAS VEGAS (UNLVRebels.com) - UNLV was stunned in its season opener at the hands of Howard University, 43-40, in a game at Sam Boyd Stadium that featured multiple twists and turns and four lead changes Saturday night to open the 50th season of Rebel Football.

UNLV won nearly all statistical categories but two costly

HOWARD	7	14	7	15	--	43
UNLV	6	13	14	7	--	40

FIRST QUARTER

HOW - Newton 52-yard run 13:26 (Lebofsky kick)
UNLV - Pantels 44-yard field goal 11:23
UNLV - Pantels 28-yard field goal 5:36

SECOND QUARTER

HOW - Anthony 1-yard pass from Newton 12:56 (Lebofsky kick)
UNLV - Pantels 26-yard field goal 9:14
HOW - Rollins 75-yard fumble recovery 5:56 (Lebofsky kick)
UNLV - Thomas 1-yard run 1:27 (Pantels kick)
UNLV - Pantels 30-yard field goal 0:00

THIRD QUARTER

UNLV - Boyd 25 yard pass from Rogers 12:20 (Pantels kick)
UNLV - Williams 1-yard run 6:45 (Pantels kick)

HOW - Philyaw 1-yard run 1:17 (Lebofsky kick)

FOURTH QUARTER

HOW - Philyaw 1-yard run 14:09 (Lebofsky kick)
UNLV - Thomas 3-yard run 10:12 (Pantels kick)
HOW - Newton 4-yard run 7:34 (Lebofsky kick)

	HOW	UNLV
First Downs	21	25
Rushes-Yards	61-309	46-344
Passing Yards	140	220
Passes C-A-I	15-26-1	11-21-0
Total Offense (Plays-Yds)	87-449	67-546
Fumble Returns-Yards	0-0	1-75
Punt Returns-Yards	0-0	2-18
Kickoff Returns-Yards	5-85	5-53
Interception-Yards	0-0	1-1
Punts (Number-Avg)	6-31.3	2-39.5
Fumbles-Lost	0-0	3-3
Penalties-Yards	10-96	13-90
Possession Time	32:30	27:30
Sacks-Yards	0-0	0-0

RUSHING: Howard-Newton 21-190; Philyaw 20-71; Wortham 14-31; Scott 1-9; Ezzard 1-2; Collins 1-2. UNLV-Thomas 21-151; Williams 12-93; Rogers 9-82; Campbell 4-18.

PASSING: Howard-Newton 15-26-1-140. UNLV-Rogers 11-19-0-220.

RECEIVING: Howard-Collins 5-39; Anthony 4-30; Philyaw 3-62; Lemonier 2-4; Wortham 1-5. UNLV-Boyd 4-105; Thomas 2-48; Presley 2-16; Tejchman 1-34.

INTERCEPTIONS: Howard-None. UNLV-McCoy 1-(-1)

FUMBLES: Howard-None UNLV-Williams 1-75; Tejchman 1-0; Hollandsworth 1-0.

SACKS: Howard-None. UNLV-None.

TACKLES: Howard-Lassiter 11; Freeland 9; Allison 6; Rollins 6; Johnson 6. 5. UNLV-Laolagi 13; Keyes 8; McCoy 7; Flowers 6; Baker 6.

turnovers and too many penalties (13 for 90 yards) allowed the upstart Bison to win the first meeting between the programs. **Caylin Newton**, the younger brother of NFL star Cameron Newton, rushed for 190 net yards and two touchdowns to lead the way for the visitors from the MEAC. The Rebels, who don't play at home again until Sept. 30 vs. San Jose State, must now regroup quickly with two road games sandwiched around their bye week laying ahead.

THE TURNING POINT: UNLV was driving for the potential go-ahead score in the second quarter when, on first down at the Howard 19, the Rebels fumbled the ball and Bison big man **Devin Rollins** picked it up and ran for a 75-yard touchdown the other way to give his team a 21-9 lead.

STAT OF THE GAME: Howard converted two UNLV fumbles into 15 total points.

REBEL OF THE GAME: Junior running back **Lexington Thomas** came off the bench to rush for 151 yards and two touchdowns in addition to adding another 48 yards on two receptions.

REBEL NOTES

- UNLV faced Howard University for the first time in football and the Bison rallied past the Rebels in a 43-40 stunner.
- UNLV redshirt **Armani Rogers** became the 11th different starting quarterback in the last 14 years.
- Rogers became just the fourth freshman (all redshirts) to start at quarterback during a season-opening game in school history, joining Nick Sherry (2012), Travis Dixon (2007) and Jon Denton (1996). Dixon was the only one of the foursome to win his debut.
- Rogers completed 11 of 19 attempts for 220 yards and one touchdown through the air while rushing for 82 net yards on just nine carries in his first collegiate action. He did not have a turnover and was not sacked.
- Senior **Devonte Boyd** finished with 105 yards on just four receptions, marking the 12th career 100-yard receiving game of his career and tying him with UNLV all-time leader Ryan Wolfe, who had 12 between 2006-09.
- Junior **Lexington Thomas** ran for 151 yards on 21 carries, marking the eighth career 100-yard rushing game of his career and tying him with two others for ninth place on the school's all-time list. Lex also added 48 receiving yards on two catches.
- Junior punter-placekicker **Evan Pantels** had an unusually up and down game. He made four field goals but also missed two attempts. He banged a career-long 69-yard punt but also had a 10-yard punt against a stunningly stiff wind.
- Junior linebacker **Bailey Laolagi** led all tacklers with 13 total.
- Senior quarterback **Kurt Palandech** was honored before kickoff as the 2017 winner of the Wiesner Award, which is voted on by the senior class and coaches. The Wiesner, which is designated by special stitching on the front chest of the jersey, goes to the player who best exemplifies the courage, enthusiasm, dedication and toughness of the late Mr. Wiesner.



GAME 2

Kibbie Dome • Moscow, Idaho
Sept. 9, 2017 • Att. 10,156



RECORDS FALL IN WIN OVER IDAHO

MOSCOW, Idaho (UNLVRebels.com) - The UNLV (1-1) football team won its first road game against a non-conference opponent in nine years while earning its first victory of the season in sprinting past Idaho (1-1) 44-16 Saturday inside the Kibbie Dome.

Junior tailback **Lexington Thomas**, who started in

UNLV	7	3	24	10	--	44
IDAHO	0	3	7	6	--	16

FIRST QUARTER

UNLV - Rogers 1-yard run 6:59 (Pantels kick)

SECOND QUARTER

UNLV - Pantels 40-yard field goal 9:32
UI - Coffey 40-yard fumble recovery 3:37

THIRD QUARTER

UNLV - Thomas 60-yard run 13:56 (Pantels kick)
UNLV - Thomas 1-yard run 12:17 (Pantels kick)
UNLV - Pantels 22-yard field goal 7:51
UI - Linehan 1-yard run 3:51 (Coffey kick)

UNLV - Thomas 62-yard run 1:36 (Pantels kick)

FOURTH QUARTER

UI - Mwehla 4-yard pass from Linehan 14:51 (Coffey kick)
UNLV - Boyd 94-yard pass from Rogers 13:53 (Pantels kick)
UNLV - Pantels 27-yard field goal 2:16

	UNLV	IDAHO
First Downs	22	18
Rushes-Yards	50-357	36-123
Passing Yards	193	261
Passes C-A-I	10-16-1	22-34-1
Total Offense (Plays-Yds)	66-550	70-384
Fumble Returns-Yards	0-0	0-0
Punt Returns-Yards	2-19	0-0
Kickoff Returns-Yards	3-48	5-82
Interception-Yards	1-23	1-10
Punts (Number-Avg)	1-46	3-49.0
Fumbles-Lost	2-0	0-0
Penalties-Yards	5-47	4-40
Possession Time	31:35	28:25
Sacks-Yards	1-10	1-6

RUSHING: UNLV-Thomas 17-190; Rogers 16-86; Campbell 17-81. IDAHO-Duckworth 18-80; Saunders 9-27; Linehan 7-10; Thigpen 2-6.

PASSING: UNLV-Rogers 10-16-1-193. IDAHO-Linehan 22-34-1-261.

RECEIVING: UNLV-Keys 5-49; Boyd 2-103; Presley 3-35; Kanteman 1-6. IDAHO-Sannon 11-109; Mwehla 3-20; Ungerer 2-23; Garner 2-14; Boston 2-6; Wysocki 1-53; Duckworth 1-36.

INTERCEPTIONS: UNLV-Scissum 1-23. IDAHO-Hall 1-10.

FUMBLES: UNLV-None IDAHO-None.

SACKS: UNLV-Fao 1-10. IDAHO- Lashley 1-6; Coleman 1-1.

TACKLES: UNLV-Laolagi 13; McCoy 10; Jackson 6; Scissum 4; Baker 4; Francis 4; Outsey 4; Keyes 4. IDAHO-Hall 13; Lashley 6; Coleman 6; Thomas 6; Hazewood 6.

place of injured **Charles Williams**, was electric while rushing for a career-high 190 yards and three touchdowns on just 17 carries. UNLV's defense bounced back in a big way from last week's loss, holding the Vandals to just three scores in their home building. Linebacker **Bailey Laolagi** led the unit with 13 total tackles while **Gabe McCoy** added 10 takedowns.

THE TURNING POINT: UNLV led 10-3 after a hard-fought first half but took the opening kickoff right down field for a critical touchdown thanks to a 60-yard spurt by Lexington Thomas. That keyed a 17-point outburst by the visitors in the first seven minutes after the break.

PLAY OF THE GAME: Freshman quarterback **Armani Rogers** hit senior receiver **Devonte Boyd** in stride and the duo came away with the longest offensive play in UNLV history in the fourth quarter. The 94-yard pass beat the school's passing record by a full seven yards and gave Boyd his second 100-yard game of the year and a school-record 13th during his career.

STAT OF THE GAME: Junior Lexington Thomas posted the ninth career 100-yard rushing game in just his 10th career start. Lex moved into a tie for sixth place on the UNLV all-time list of century mark games

REBEL OF THE GAME: Who else? Junior running back Lexington Thomas rolled for a career-high 190 yards that included second-half scoring runs of 60- and then 62-yards in the third quarter.

REBEL NOTES

- UNLV traveled to play Idaho for only the third time in history (1977, 2010).
- The Rebels won a game in the state of Idaho for the first time since downing the Vandals in 1977.
- UNLV avenged last year's 33-30 overtime loss at home to the Vandals and evened the all-time series between the schools at 4-4.
- **Lexington Thomas** now has four touchdowns runs 55 yards or longer in the last 12 games dating back to last year.
- Syracuse transfer **Chauncey Scissum** hauled in his first interception as a Rebel.
- The previous longest passing play in UNLV history was vs. NAU in 1977 when **Carlton Kelly** hit **Henry Vereen** for an 87-yarder. The previous longest offensive play from scrimmage was set just last year when quarterback **Dalton Sneed** ran for a 91-yard touchdown vs. Fresno State.
- Prior to Saturday, UNLV's most recent road win over a non-conference opponent was at No. 13 Arizona State in 2008.
- **Devonte Boyd's** big play not only pushed him over 100 yards for the day but also moved him into second place on UNLV's career receiving yards list with 2,838. He needs 657 yards to catch all-time leader **Ryan Wolfe** (2006-09).
- Junior kicker **Evan Pantels** made three field goals en route to scoring 14 points overall just one week after setting the school record with 16 against Howard.

2017 UNLV FOOTBALL



UNLV

#10/9 OHIO STATE

GAME 3

Ohio Stadium • Columbus, Ohio
Sept. 23, 2017 • Att. 106,187



REBELS DOWNED BY NO. 10/9 OHIO STATE

COLUMBUS, Ohio (UNLVRebels.com) - The UNLV (1-2) football team made its first trip to Ohio State (3-1) and was handed a 54-21 loss by the No. 10/9 Buckeyes Saturday.

Playing in unseasonably hot and humid weather at historic Ohio Stadium, the Rebels made only their third trip to the Buckeye State and first since playing at Toledo in 2002. The crowd of 106,187 was the

fourth-largest in UNLV history.

OSU, which had six touchdown passes caught by six different players in the first half alone, built a 30-0 lead just two minutes into the second quarter thanks in part to converting two fourth-and-goal situations into scores through the air. The Rebels, who won the turnover battle 3-2, scored on two rushing touchdowns and a pick six. UNLV outscored the Buckeyes 14-10 after intermission.

PLAY OF THE GAME: Sophomore defender **Javin White** jumped in front of an OSU pass attempt in the fourth quarter and returned it 65 yards for UNLV's first defensive touchdown of the season.

STAT OF THE GAME: After only allowing 11 sacks in the previous 14 games, UNLV allowed three in the first half alone (and four on the day) against the powerhouse Buckeye defensive front.

REBEL OF THE GAME: UNLV's offensive scoring came courtesy of junior RB **Lexington Thomas**, who twice found the end zone. He got his team on the board with a two-yard rushing score in the second quarter and then sprinted for a 55-yarder in the third. It marked the junior's sixth and seventh rushing touchdowns of the season and the 17th and 18th of his career, which put him into a tie for seventh in school history.

REBEL NOTES

- Rebel receiver **Kendal Keys** caught three passes for 20 yard in the opening minutes of the game but was then knocked out of action with an injury.
- UNLV senior **Devonte Boyd's** three receptions moved him past Phillip Payne (171 from 2008-11) into sixth place on the school's career list with 173. Earvin Johnson sits at No. 5 on the list with 183 grabs from 2001-04.
- UNLV's defense forced three OSU turnovers, including the first two fumble recoveries of the season. **Chauncey Scissum** knocked the ball loose and **Mark Finau** recovered in the shadow of the Rebel goal line and then Javin White forced a Buckeye runner to cough it up on the one-yard line and **Jericho Flowers** recovered.
- The Buckeyes were the fifth team to play UNLV when they were members of the Big Ten Conference at the time of the game.
- UNLV fell to 1-9 all-time vs. top-10 teams.



SAN JOSÉ ST.

UNLV

GAME 4

Sam Boyd Stadium • Las Vegas
Sept. 30, 2017 • Att. 15,009



13
41



FOOTBALL ROLLS IN MW OPENER

LAS VEGAS (UNLVRebels.com) - Playing at home for the first time in 28 days, the UNLV (2-2) football team evened its overall record by defeating San Jose State for the first time since 1994, 41-13, Saturday night at Sam Boyd Stadium.

The Rebels, who had lost seven straight games to the Spartans through three different conference memberships, opened league play with a win for the third straight year since **Tony Sanchez** took over the program.

Freshman quarterback **Armani Rogers** ran for two touchdowns and threw for two more to lead the offensive attack, which scored five first-half touchdowns. Junior **Lexington Thomas** posted his 10th career 100-yard rushing game with 146 yards and two scores while senior **Devonte Boyd** added to his school record with his 14th 100-yard receiving game, finishing with 105 yards on five grabs.

UNLV's defense forced three turnovers and cornerback **Jericho Flowers** led the squad with 11 total tackles to go with his first career interception.

PLAY OF THE GAME: In the second quarter, **Lexington Thomas** made a sensational juke move to spring himself free for a 56-yard touchdown sprint and give his team a 21-6 lead. For "Lightning" it marked the third consecutive game with at least one 55-yard rushing touchdown.

STAT OF THE GAME: Senior quarterback **Johnny Stanton** saw his first action of the season -- on special teams -- and on just his second play of his collegiate career as a member of a punt return team, the former Nebraska signal-caller blocked a SJSU punt and set his team up for a short touchdown drive.

REBEL OF THE GAME: Freshman quarterback **Armani Rogers** not only rushed for his team's first two touchdowns in the first quarter but he completed all seven pass attempts in the first half en route to an efficient night of 11-16 passing for 203 yards and two scores through the air. He also posted 71 net rushing yards.

REBEL NOTES

- The 35 points scored in the first half tied for the most by UNLV vs. a Mountain West opponent. The Rebels also scored 35 before halftime vs. Wyoming in 2002 and at New Mexico in 2013
- UNLV safety **Chauncey Scissum**, who transferred to UNLV as a graduate student this summer, had his team-leading second interception of the season to thwart the Spartans' opening drive of the third quarter
- The 28-point win tied for the second-biggest victory by UNLV over any conference opponent. The Rebels also won by 28 over New Mexico in 2010 and San Diego State in 2001. The program record is a 35-point victory over the Lobos in 2010
- UNLV's previous largest win over SJSU came in 1984 when it won by 15 (30-15)
- UNLV sophomore receiver **Brandon Presley** scored his first touchdown since 2015 when he took a short pass down the sidelines for a 44-yarder into the end zone. Presley received a medical redshirt in 2016 after suffering an injury in the season opener
- UNLV improved to 13-23 all-time in conference openers and 6-13 in the MW
- The Rebels notched a second win through four games for only the second time in the last eight years and first time since 2013
- **Lexington Thomas** rushed for his eighth and ninth touchdowns of the season and 19th and 20th of his career, which ties him with quarterback Glenn Carano (1973-76) and running back Michael Morton (1978-81), who both ran for 20 in the Scarlet & Gray.

SJSU	3	10	0	0	13
UNLV	14	21	6	0	41

FIRST QUARTER

- UNLV - Rogers 7-yard run 11:28 (Pantels kick)
- SJSU - Crawford 28-yard field goal 9:16
- UNLV - Rogers 7-yard run 3:50 (Pantels kick)

SECOND QUARTER

- SJSU - Crawford 28-yard field goal 9:16
- UNLV - Thomas 56-yard run 8:53 (Pantels kick)
- UNLV - Presley 44-yard catch from Rogers 3:36 (Gutierrez kick)
- SJSU - Blackwell 11-yard pass from Love 0:09 (Crawford kick)

THIRD QUARTER

- UNLV - Kanteman 1-yard pass 3:29

	SJSU	UNLV
First Downs	30	25
Rushes-Yards	33-147	52-345
Passing Yards	315	203
Passes C-A-I	30-49-2	11-16-0
Total Offense (Plays-Yds)	82-462	68-548
Fumble Returns-Yards	0-0	1-1
Punt Returns-Yards	1-2	1-19
Kickoff Returns-Yards	6-123	0-0
Interception-Yards	0-0	2-6
Punts (Number-Avg)	3-31.7	4-34.2
Fumbles-Lost	2-1	0-0
Penalties-Yards	7-60	6-55
Possession Time	27:57	32:03
Sacks-Yards	2-9	0-0

RUSHING: SJSU-Nevens 17-94; Zigler 3-20; Love 4-14; Roberson 5-11; Packer 3-8; Monroe 1-0. UNLV-Thomas 18-146; Campbell 10-73; Rogers 17-71; Owens 3-44; Presley 1-13.

PASSING: SJSU-Love 30-48-1-315. UNLV-Rogers 11-16-2-203.

RECEIVING: SJSU-Walker 8-104; Blackwell 8-60; Oliver 5-54; Hartley 3-50; Holmes 3-25; Roberson 3-22. UNLV-Boyd 5-105; Presley 2-52; Holt 1-26; Keys 1-12; Woods Jr. 1-7; Kanteman 1-1.

INTERCEPTIONS: SJSU-None. UNLV-Scissum 1-6; Flowers 1-0.

FUMBLES: SJSU-Wily 1-1. UNLV-None.

SACKS: SJSU-Ginda 1-6; Scott 1-3. UNLV-none.

TACKLES: SJSU-Ginda 14; Aguayo 8; Hawkins 8; McKnight 7; Scott 6. UNLV-Flowers 11; Scissum - 8; Outsey 8; Laolagi 7; McCoy 6; Francis 6; Hughes Jr. 6.

UNLV	0	7	7	0	21
OSU	16	28	10	0	54

FIRST QUARTER

- OSU - Campbell 69-yard pass from Barrett 11:49 (Nuernberger kick)
- OSU - Dixon 16-yard pass from Barrett 5:15 (Nuernberger kick)
- OSU - Team safety 1:02

SECOND QUARTER

- OSU - Victor 3-yard pass from Barrett 14:50 (Nuernberger kick)
- OSU - McLaurin 4-yard pass from Barrett 12:39 (Nuernberger kick)
- OSU - Hill 11-yard pass from Barrett 8:58 (Nuernberger kick)
- UNLV - Thomas 2-yard run 3:32 (Pantels kick)

- OSU - Saunders 28-yard pass from Haskins 8:58 (Nuernberger kick)

THIRD QUARTER

- UNLV - Thomas 55-yard run 8:46 (Eavey kick)
- OSU - Nuernberger 30-yard field goal 3:06
- OSU - Berry 38-yard pass from Haskins 2:55 (Nuernberger kick)

FOURTH QUARTER

- UNLV - White 65-yard interception return 13:00 (Pantels)

	UNLV	OSU
First Downs	17	34
Rushes-Yards	41-176	40-190
Passing Yards	88	474
Passes (C-A-I)	11-20-2	31-44-1
Total Offense (Plays-Yds)	61-264	84-664
Fumble Returns-Yds	0-0	0-0
Punt Returns-Yds	0-0	1-7
Kickoff Returns-Yds	7-104	4-124
Interceptions-Yds	1-65	2-35
Punts (Number-Avg)	5-41.8	2-28.6
Fumbles-Lost	0-0	1-1
Penalties-Yards	4-30	8-85
Possession Time	33:12	26:48
Sacks-Yards	3-18	4-30

RUSHING: UNLV-Thomas 12-84; Rogers 12-22; Owens 8-24; Palandech 2-23; Presley 2-16; Woods Jr. 1-6; Campbell 4-1. OSU-Dobbins 14-95; Williams 11-58; Haskins 6-20; Barrett 5-15; Leasure 1-5; Hill 1-1.

PASSING: UNLV-Rogers 1-19-2-88; Palandech 0-1-0-0; OSU-Barrett 12-17-0-209; Haskins 15-23-1-228.

RECEIVING: UNLV-Boyd 3-48; Keys 2-20; Holt 2-11; Woods Jr. 2-0; Kanteman 1-9. OSU-Saunders 6-102; Campbell 3-105; Berry 3-57; Hill 3-53; McLaurin 3-22; Dixon 2-36; Harris 2-27; Mack 2-23; Grimes 2-12; Victor 2-12; McCall 1-16; Williams 1-5; Baugh 1-4.

INTERCEPTIONS: UNLV-White 1-65. OSU-Webb 1-0; Arnette 1-35.

FUMBLES: UNLV-Flowers 1-0; Finau 1-0. OSU-none.

SACKS: UNLV-Mann 1.0-3; Wily 1.0-8; Finau 1.0-7. OSU-Harrison 0.5-4; Bosa 1.0-6.; Prior 1.0-7; Baker 1-9; Louis 0.5-4.

TACKLES: UNLV-McCoy 8; Laolagi 8. OSU-Smith 5; Harrison 5.

2017 UNLV FOOTBALL

#19/21 SAN DIEGO ST. 41
UNLV 10

GAME 5

Sam Boyd Stadium • Las Vegas
 Oct. 7, 2017 • Att. 19,770



REBELS FALL ON EMOTIONAL NIGHT

LAS VEGAS (UNLVRebels.com) - Bringing the community of Las Vegas together for a large public gathering for the first time since Sunday's tragedy on The Strip, the UNLV (2-3/1-1) football team lost its fourth straight meeting with 19th-ranked San Diego State (6-0/2-0), this time 41-10 on an emotional Saturday night at Sam Boyd Stadium.

SDSU running back and Heisman Trophy candidate Rashaad Penny finished with 170 yards and two

touchdowns on 27 carries to lead the Aztec attack on the ground while Mikah Holder grabbed nine passes for 144 yards through the air for the visitors.

UNLV climbed to within seven at 17-10 in the second quarter but SDSU scored the final 24 points to win going away.

TURNING POINT: UNLV trailed just 20-10 at halftime and received the opening kickoff. The Rebels threatened to get closer by driving down to the SDSU 31-yard line but then a penalty and quarterback sack pushed them far enough back that they had to punt the ball away. The Aztecs then quickly drove 80 yards for a touchdown that put them in control.

STAT OF THE GAME: UNLV came in ranked sixth nationally with 305.5 rushing yards per game but was limited to just 106 net yards on the ground by the Aztecs.

REBEL OF THE GAME: UNLV sophomore receiver **Brandon Presley** caught three passes for a career-high 77 yards, including a 54-yarder.

REBEL NOTES

- Pregame ceremonies included honoring victims of Sunday's tragedy and thanking those who helped others as part of Appreciation of Heroes Night
- A giant American flag, brought to town courtesy of the Las Vegas Bowl and Holiday Bowl, was unfurled using hundreds of volunteers made up of UNLV student-athletes and military personnel from Nellis Air Force Base
- Both teams walked onto the field pregame interspersed with Las Vegas community first responders and medical professionals. 58 white balloons were released in honor of the 58 souls lost Sunday
- San Diego State was the first ranked MW team to play UNLV at Sam Boyd Stadium since No. 5/5 Boise State in 2011
- The game was televised by ESPN2. UNLV appeared on either ESPN/ESPN2 at home for the first time since 2012 and played on ESPN/ESPN2 on a Saturday for the first time since 2000
- Junior receiver Kendal Keys scored his ninth career touchdown but his first since 2015 with a pretty six-yard hookup with Armani Rogers for UNLV's lone touchdown on the night. Keys missed the entire 2016 season with an injury

UNLV 30
AIR FORCE 34

GAME 6

Falcon Stadium • Colorado Springs, Colo.
 Oct. 14, 2017 • Att. 26,679



REBELS SEE FALCONS FLY BACK FOR WIN

COLORADO SPRINGS, Colo. (UNLVRebels.com) - Playing here for the first time since 2013, the UNLV football team (2-4/1-2) built a 27-0 lead but could not hold off Air Force in a stunning 34-30 loss Saturday afternoon at Falcon Stadium.

The Rebels dominated action on both sides of the ball for the first half and eventually led 30-7 with 12 minutes remaining in the third quarter before going silent offensively.

UNLV forced and recovered four fumbles on the day but could only convert those turnovers into 10 total points as AFA quarterback Arion Worthman scored all five of his team's touchdowns on the ground as part of his 166-yard rushing day.

Despite the second-half drought, the Rebels seemed on their way to clinching the win when quarterback **Armani Rogers** was running down field as part of his career-high 148 yards rushing but fumbled the ball, which was booted 20 yards into the end zone and recovered by the Falcons for a touchback. AFA then drove 80 yards on 10 plays and punched it in for the game-winner with just over two minutes remaining.

THE TURNING POINT: Even with Air Force mounting a methodical second-half comeback, UNLV looked to be on the verge of icing the victory until Grant Ross popped the ball loose from a streaking **Armani Rogers** to set up the Falcons' winning drive.

STAT OF THE GAME: Remarkably, UNLV scored the first 27 points of the game and Air Force scored the final 27 points of the game.

REBEL OF THE GAME: Walk-on defensive back **Jocquez Kalili**, who made his second career start at cornerback, had four total tackles, including two TFL, forced two fumbles that the Rebels recovered and recovered another one himself.

REBEL NOTES

- **Lexington Thomas** took a handoff on third-and-one and turned it into a 55-yard rushing touchdown on the opening series. It marked the fourth time in the last five games that Lightning had at least one 55-yard rush
- **Armani Rogers** turned in his 100-yard rushing game as a Rebel and the 12th in history by a UNLV quarterback. His 148 yards on 16 carries ranked third in school history. The school record is 165 yards by Hunkie Cooper vs. Oregon State in 1991
- The game was played on a sunny but windy afternoon, which was quite a change from the last time UNLV played at Air Force in 2013 when the late November night game was played in snow, wind, ice and officially 11 degrees with wind chills well below zero
- UNLV junior placekicker **Evan Pantels**, who sat out last week's game while recovering from an injury, made all three of his field goals and all three of his extra point attempts to post 12 total points
- **Devonte Boyd's** three receptions moved him past Earvin Johnson (183 from 2001-04) into fifth place on the UNLV career catches list with 184
- UNLV had gone 10 quarters without a turnover when **Armani Rogers** threw a first-quarter interception
- JC transfer defensive **lineman Roger Mann** made his first start as a Rebel
- Redshirt freshman tight end **Giovanni Fauolo** hauled in his first career reception, which went for 13 yards
- Former starting quarterback **Johnny Stanton**, who has earned time on special teams this season, saw his first action on defense when he came in as a Rebel backer in the second quarter. Stanton finished with two tackles on assists.

UNLV	17	10	3	0	--	30
AF	0	7	13	14	--	34

FIRST QUARTER

- UNLV - Thomas 55-yard run 13:02 (Pantels kick)
- UNLV - Campbell 1-yard run 1:28 (Pantels kick)
- UNLV - Pantels 40-yard field goal 0:16
- UNLV - Pantels 27-yard field goal 8:37
- UNLV - Rogers 3-yard run 3:28 (Pantels kick)
- AF - Worthman 14-yard run 0:42 (Strebel kick)

THIRD QUARTER

- UNLV - Pantels 34-yard field goal 12:00
- AF - Worthman 1-yard run 3:52 (Strebel kick)
- AF - Worthman 5-yard run 2:10 (Strebel kick)
- AF - Worthman 6-yard run 12:52 (Strebel kick)
- AF - Worthman 1-yard run 2:14 (Strebel kick)

FOURTH QUARTER

	UNLV	AF
First Downs	15	30
Rushes-Yards	39-266	78-401
Passing Yards	145	72
Passes (C-A-I)	12-27-1	4-8-0
Total Offense (Plays-Yds)	66-411	86-473
Kickoff Returns-Yds	3-66	6-357
Interceptions-Yds	1-0	0-0
Punts (Number-Avg)	4-20.0	1-42.0
Fumbles-Lost	2-1	6-4
Penalties-Yds	2-20	5-56
Possession Time	26:47	33:13
Sacks By: Number-Yds	0-0	1-7

RUSHING: UNLV-Rogers 16-148; Thomas 17-91; Campbell 6-27. AF-Worthman 30-166; Cleveland 11-86; McVey 10-56; Eriksen 7-44; Amy 7-40; Wilson 5-10; Stafford 1-9; Birdow 3-7; Washington 1-5.

PASSING: UNLV-Rogers 12-27-1-145. AF-Worthman 4-8-0-72.

RECEIVING: UNLV-Presley 5-41; Boyd 3-22; Thomas 1-47; Keys 1-19; Fauolo 1-13; Kante-man 1-3. AF-Rettig 2-38; Cleveland 2-34.

INTERCEPTIONS: UNLV-None. AF-Willis 1-0.

FUMBLES: UNLV-Hester 2-31; Kalili 1-0; Keyes 1-0. AF-Vereen 1-0.

SACKS: UNLV-None. AF-Gessler 1-0-7.

TACKLES: UNLV-Hester 12; Laolagi-11; Baker-11; McCoy-8. AF-Flor-8; Jones-6; Ross-6; Fejedelem-5; Gessler-5.

	SDSU	UNLV
First Downs	27	12
Rushes-Yards	46-302	31-106
Passing Yards	172	177
Passes C-A-I	14-24-0	12-28-0
Total Offense (Plays-Yds)	70-474	59-284
Fumble Returns-Yards	0-0	1-0
Punt Returns-Yards	5-54	1(-2)
Kickoff Returns-Yards	3(-2)	5-104
Interceptions-Yards	0-0	1-0
Punts (Number-Avg)	8-43.8	4-40.2
Fumbles-Lost	1-1	0-0
Penalties-Yards	0-0	4-19
Possession Time	34:16	25:44
Sacks-Yards	3-21	1-5

RUSHING: SDSU-Penny 27-170; Washington 10-95; Jasmin 5-29. UNLV-Thomas 14-54; Rogers 15-51; Campbell 1-1.

PASSING: SDSU-Chapman 14-24-0-172; UNLV-Rogers 12-27-0-177; Presley 0-1-0-0.

RECEIVING: SDSU-Holder 9-144; Penny 2-8; Warring 1-11; Trevillion 1-7; Wells 1-2. UNLV-Presley 3-77; Boyd 3-32; Tejchman 2-43; Woods Jr. 1-8; Thomas 1-6; Keys 1-6-1; Holt 1-5.

INTERCEPTIONS: SDSU-None. UNLV-none.

FUMBLES: SDSU-Penny 1-0. UNLV-None.

SACKS: SDSU-Cheatum 1.0; Henderson 1.0; Turner 1.0. UNLV-Laolagi 1.0.

TACKLES: SDSU-Lakalaka 6; Kelly 5; Thompson 4; Hall 4; Woods 4. UNLV-Baker 10; Laolagi 7; Keyes 7; Kalili 6; McCoy 5; Scissum 5.

2017 UNLV FOOTBALL



GAME 7

Sam Boyd Stadium • Las Vegas
Oct. 21, 2017 • Att. 18,157



UTAH STATE RALLIES PAST REBELS

LAS VEGAS (UNLVRebels.com) - UNLV (2-5/1-3) rushed for 300 yards in the first half alone but lost starting quarterback **Armani Rogers** to an injury in the second quarter and could not avoid losing its third straight game, 52-28 to Utah State (4-4/2-2) Saturday afternoon at Sam Boyd Stadium.

Utah St.	7	21	7	17	--	52
UNLV	14	14	0	0	--	28

FIRST QUARTER

- UNLV - Thomas 14-yard run 6:49 (Gutierrez kick)
- UNLV - Rogers 6-yard run 2:32 (Gutierrez kick)
- USU - Scarver 70-yard pass from Love 1:56 (Eberle kick)

SECOND QUARTER

- UNLV - Thomas 41-yard run 13:58 (Gutierrez kick)
- USU - Hunt 13-yard run 12:51 (Eberle kick)
- UNLV - Rogers 7-yard run 6:05 (Gutierrez kick)
- USU - Nathan 75-yard pass from Love 5:54 (Eberle kick)
- USU - Hunt 1-yard run 2:28 (Eberle kick)

THIRD QUARTER

- USU - Love 5-yard run 6:38 (Eberle kick)

FOURTH QUARTER

- USU - Hunt 30-yard run 14:15 (Eberle kick)
- USU - Eberle 24-yard field goal 10:53
- USU - Hervey 7-yard run 0:59 (Eberle kick)

	USU	UNLV
First Downs	25	25
Rushes-Yards	47-265	53-375
Passing Yards	323	85
Passes (C-A-I)	20-29-0	13-20-2
Total Offense (Plays-Yds)	76-588	83-460
Fumble Returns-Yds	2-0	1-0
Punt Returns-Yds	2-92	0-0
Kickoff Returns-Yds	3-108	3-46
Interceptions-Yds	2-3	0-0
Punts (Number-Avg)	3-41.0	7-35.6
Fumbles-Lost	2-2	1-1
Penalties-Yards	6-55	4-32
Possession Time	24:25	35:35
Sacks-Yards	2-12	1-7

RUSHING: USU-Hunt 16-101; Miller 11-48; Love 8-42; Allen 4-26; Hervey 3-19; Myers 2-13. UNLV-Thomas 19-161; Rogers 10-75; Campbell 9-65; Palandech 13-53; Techjman 1(-3).

PASSING: USU-Love 19-27-0-316; Myers 1-2-0-7. UNLV-Palandech 8-18-2-48; Rogers 5-12-0-37.

RECEIVING: USU-Raymond 5-41; Nathan 3-92; Van Leeuwen 3-24; Scarver 2-75; Hunt 2-39; Vaughns 2-19. UNLV-Woods Jr. 4-35; Keys 4-30; Thomas 2-7; Techjman 1-7; Presley 1-3; Holt 1-3.

INTERCEPTIONS: USU-Leavitt 1-0; Latu 1-3. UNLV-None.

FUMBLES: USU-Fortenberry 1-0. UNLV-Keys 2-0.

SACKS: USU-Tamaivena 1.0; Anderson 1.0. UNLV-Outsey 1.0.

TACKLES: USU-Tamaivena 10; Leavitt 8. UNLV-Keys 14; Baker 9.

Behind the impressive running of Rogers and tailback **Lexington Thomas**, the Rebels built early leads of 21-7 and then 28-14 but saw the Aggies tie it by halftime after Rogers was knocked out of action, ultimately scoring the final 38 points of the game. The standout freshman quarterback had 75 yards rushing on 10 carries, including two touchdowns, when he left the game for good. Senior **Kurt Palandech**, who has started six games behind center as a Rebel, came off the bench to rush for 53 yards of his own but passed for just 48 while throwing two interceptions and losing a fumble.

THE TURNING POINT: UNLV led 28-21 and was moving the ball up and down the field when Rogers was injured on a pass attempt with just over five minutes left in the second quarter. USU reeled off the next 31 points and 38 straight overall.

STAT OF THE GAME: UNLV rushed for a season-high 375 yards in the game but only 75 of those came after halftime.

REBEL OF THE GAME: **Lexington Thomas** finished with 161 yards and two touchdowns on 19 carries. He also caught two passes for seven yards.

REBEL NOTES

- Making just his 15th career start, junior Lexington Thomas posted his 11th career 100-yard rushing game, which tied him with Dominique Dorsey for third in school history. The school record is 17 set by two-time All-American Mike Thomas in 1973-74.
- Thomas scored two rushing touchdowns, giving him 12 on the year, which ranks fourth in Rebel single-season history. Lightning scored at least two rushing TDs in five of the first seven games of the season.

- UNLV senior receiver **Devonte Boyd** failed to record at least one reception for just the second time in his career.

- **Kurt Palandech's** 53 yards rushing in relief of **Armani Rogers** gave him 728 yards in his career, which ranks third in school history by a quarterback.

- UNLV senior linebacker **Brian Keyes**, who led all tacklers with 14, recovered two fumbles in the first half to give him four on the season.

- UNLV reserve quarterback **Johnny Stanton**, who has been seeing time on special teams and defense, finished with six total tackles.

- UNLV and Utah State faced each other for the first time since 2014 and the Aggies downed the Rebels for the fourth straight time.

- The Rebels lost their Homecoming game for the first time since 2013.



GAME 8

Bulldog Stadium • Fresno, Calif.
Oct. 28, 2017 • Att. 27,922



REBELS STUN FIRST-PLACE FRESNO STATE

FRESNO (UNLVRebels.com) - A banged up UNLV (3-5/2-3) shocked first-place Fresno State (5-3/4-1) 26-16 Saturday night to mark its first win over the Bulldogs on the road since 1983.

The Rebels, who snapped a three-game losing streak, were without three starters – two on defense – because

of injuries. That trio included starting quarterback **Armani Rogers**, who was knocked out of last week's game vs. Utah State. Senior **Johnny Stanton** – who played the last two weeks at linebacker and on special teams – made his first start at QB since Sept. 24, 2016, and engineered an efficient offensive effort. The UNLV defense also came up big, holding FS to just seven second-half points as the Rebels dominated the time of possession.

UNLV	3	6	7	10	--	26
FS	9	0	7	0	--	16

FIRST QUARTER

- FS - Mims 3-yard run 9:50 (Camacho kick)
- UNLV - Gutierrez 38-yard field goal 5:58
- FS - Camacho 34-yard field goal 2:58

SECOND QUARTER

- UNLV - Gutierrez 27-yard field goal 10:18
- UNLV - Gutierrez 23-yard field goal 0:06

THIRD QUARTER

- UNLV - Stanton 7-yard run 9:31 (Gutierrez kick)
- FS - Mims 5-yard run 3:38 (Camacho kick)

FOURTH QUARTER

- UNLV - Thomas 2-yard run 14:53 (Gutierrez kick)
- UNLV - Gutierrez 25-yard field goal 5:00

	UNLV	FS
First Downs	22	19
Rushes-Yards	44-173	34-140
Passing Yards	155	152
Passes C-A-I	17-29-0	16-27-0
Total Offense (Plays-Yds)	73-328	61-292
Fumble Returns-Yds	0-0	0-0
Punt Returns-Yds	0-0	1-4
Kickoff Returns-Yds	7-399	4-251
Interception-Yards	0-0	0-0
Punts (Number-Avg)	3-31.7	2-34.0
Fumbles-Lost	1-0	1-1
Penalties-Yards	5-35	5-40
Possession Time	34:24	25:36
Sacks-Yards	1-8	0-0

RUSHING: UNLV-Thomas 20-88; Stanton 11-38; Campbell 7-23; Woods 1-21; Techjman 1-8. FS-Mims 12-68; McMaryion 9-39; O'Neal 5-32; Hokit 5-19; Scott 2-18.

PASSING: UNLV-Stanton 17-29-0-155. FS-McMaryion 16-27-0-31.

RECEIVING: UNLV-Boyd 5-62; Presley 5-54; Keys 3-29; Woods Jr. 1-5; Holt 1-3; Kanteman 1-3. FS-Grim 4-68; Scott 4-28; Johnson 4-21; Hokit 2-6; Riddering 1-21; Mims 1-8.

INTERCEPTIONS: UNLV-None. FS-None.

FUMBLES: UNLV-Palmer 1-0. FS-None.

SACKS: UNLV-Outsey 1-8. FS-none.

TACKLES: UNLV-Backer 10; Keyes 7; Francis 6; Flowers 5; White 5; McCoy 4. FS-Helmuth 8; Bell 8; Allison 8; Kelly 6; Okeke 6; Hughes 5; Bryant 4.

REBEL NOTES

- **Johnny Stanton** made his fifth career start at quarterback for the Rebels. He did not look rusty, however, completing 8 of his first 10 pass attempts and running for his first touchdown since the second game of the 2016 season at UCLA.

- Stanton's rushing TD snapped a 13-quarter streak in the second half of games without a touchdown by the Rebels. UNLV had only one field goal in the previous three games after the break.

- **Lexington Thomas** scored a rushing touchdown giving him 13 on the year and tying him for fourth all-time at UNLV with 24.

- Just one week after getting shut out in the catch department, UNLV senior receiver **Devonte Boyd** led the team with five for 62 yards. He moved from fifth to third on the school's career receptions list with 189.

- UNLV junior DE **Jameer Outsey** posted a quarterback sack for the second consecutive game. It marked just the seventh of the season for the Rebels.

- This marked the eighth consecutive meeting between the teams that took place in the month of October.

- UNLV's most recent win at Bulldog Stadium came in the 1984 California Bowl when Randall Cunningham's Rebels downed Toledo.

2017 UNLV FOOTBALL



GAME 9

Sam Boyd Stadium • Las Vegas
Nov. 4, 2017 • Att. 16,278



REBELS OUTSHINE RAINBOW WARRIORS IN THRILLER

LAS VEGAS (UNLVRebels.com) - UNLV (4-5/3-3) passed for a season-high 281 yards, including a career-high 244 by senior **Johnny Stanton**, to hold off Hawai'i (3-6/1-5) and take home the Island Showdown Trophy presented by the California Hotel, 31-23, Saturday evening at Sam Boyd Stadium.

The Rebels won back-to-back Mountain West games for the first time since 2013 and downed Hawai'i at home for the fifth consecutive time by scoring three touchdowns in

a span of eight minutes in the third quarter. Hawai'i had the ball last and was throwing into the end zone as time expired to end the thriller.

Stanton completed 18 of 26 attempts, including two touchdowns, to go with 27 yards and another score on the ground. Brandon Presley led all receivers with a career-high 95 yards on four grabs, including a 52-yard touchdown. **Lexington Thomas**, who added a three-yard touchdown, finished with 98 yards to put him over 1,000 yards on the season. Defensively, **Dalton Baker** had 11 total tackles while **Jericho Flowers** added 10 takedowns to go with three pass breakups and a forced fumble.

THE TURNING POINT: Hawai'i had taken its first lead of the game, 13-7 in the third quarter, when Johnny Stanton found **Brandon Presley** over the middle on a third down situation. Presley broke a tackle to sprint for a 52-yard touchdown that started 21-0 run for the Rebels.

STAT OF THE GAME: Each team successfully recovered an onside kick in the third quarter. Hawai'i did it coming out of halftime while UNLV pulled it off just after scoring a touchdown that put the Rebs up 21-13.

REBEL OF THE GAME: **Johnny Stanton**, who two weeks ago was playing on defense as a linebacker, started his second straight game at quarterback and earned his second straight victory. In addition to setting a career-high in yards with 244 the former Nebraska signee and JC transfer completed a career-high 18 pass attempts.

REBEL NOTES

- The home team has now won eight of the last nine games in this series
- UNLV won its third straight over the Rainbow Warriors and ninth in the last 14 outings
- **Johnny Stanton** made his sixth career start at quarterback for the Rebels but regular starter Armani Rogers entered the game in the team's third offensive series. Rogers missed the previous six quarters after being knocked out against Utah State. Stanton then returned to start the third quarter behind center
- **Lexington Thomas**' 98 net yards on 24 carries gave him the 10th 1,000-yard rushing season in UNLV history and the first since Tim Cornett went for 1,284 in 2013. With three regular-season games remaining, Thomas' total of 1,063 already ranks eighth on the program's single-season list
- UNLV either led or was tied at halftime for the fourth consecutive week
- UNLV's 281 yards passing marked the most in a game for the Rebels since Blake Decker's 357-yard day vs. Boise State Oct. 31, 2015
- UNLV has only won at least five straight games at home vs. just two other opponents: seven straight over CS Fullerton from 1977-86 and six straight over



GAME 10

Sam Boyd Stadium • Las Vegas
Nov. 10, 2017 • Att. 19,811



BYU SPOILS SENIOR NIGHT FOR REBELS

LAS VEGAS (UNLVRebels.com) - BYU (3-8) improved to 9-0 all-time against UNLV (4-6/3-3) in Las Vegas with a 31-21 non-conference win to spoil the home team's Senior Night on an ESPN2 broadcast Friday at Sam Boyd Stadium.

The Rebels, who were looking to win three straight games for the first time since 2013, dominated offensively early but squandered two scoring situations as the Cougars took a 14-7 halftime lead. BYU scored on its first

possession of the third quarter to force UNLV into chase mode the rest of the evening.

UNLV, which closed its home schedule at 2-4, is now forced to win its final two games -- both on the road -- to become bowl eligible for the first time in four years.

Senior quarterback **Johnny Stanton** completed 20 of 33 attempts, including two touchdowns, as part of a career-high 325-yard night but threw two key interceptions, including one late that sealed it for the Cougars. **Darren Woods Jr.** led all receivers with a career-high seven catches and 86 yards. Stanton's pair of touchdowns went to senior **Devonte Boyd** from 16 yards and to sophomore **Brandon Presley** from 18 yards.

THE TURNING POINT: With the game scoreless in the second quarter, UNLV faced third-and-seven at the BYU 14-yard line **Johnny Stanton** was picked off in the end zone to thwart the drive. The Cougars then drove 80 yards for a 7-0 lead.

STAT OF THE GAME: BYU running back Squally Canada, who came in with 333 yards on the season, rushed for 213 on just 25 carries, marking the first time a player finished with more than 200 yards on the ground vs. the Rebels since Boise State's Jeremy McNichols went for 206 on Nov. 18, 2016.

REBEL OF THE GAME: Sophomore **Darren Woods Jr.** set career highs with both receptions and receiving yards.

REBEL NOTES

- BYU improved to 17-3 all-time against UNLV in what was its first visit to play the Rebels since 2009
- **Johnny Stanton's** 325 yards passing were the most for a Rebel since Blake Decker finished with 357 vs. Boise State on Halloween day 2015
- **Lexington Thomas**' 83 net yards on 16 carries gave him 1,146, which ranks seventh in UNLV single-season history
- **Thomas'** touchdown meant he has found the end zone in nine of 10 games this season. It was the junior's 15th rushing score of the season, which tied Tim Cornett (2013) for third-most in school history
- **Devonte Boyd's** 58 yards on four receptions made him the third UNLV player in history to post four seasons of at least 500 yards
- **Boyd's** touchdown reception tied him with George Thomas in sixth place all-time at UNLV with 18
- UNLV's 19 seniors were recognized on the field before kickoff career and 15.5 tackles-for-loss in 2016

UH	0	6	7	10	--	23
UNLV	7	0	21	3	--	31

FIRST QUARTER

UNLV - Stanton 4-yard run 11:01 (Pantels kick)

SECOND QUARTER

UH - Trifonovitch 31-yard field goal 6:16
UH - Trifonovitch 38-yard field goal 0:17

THIRD QUARTER

UH - Collie 20-yard pass from Brown 9:53 (Trifonovitch kick)
UNLV - Presley 52-yard pass from Stanton 8:22 (Pantels kick)
UNLV - Keys 10-yard pass from Stanton 1:40 (Pantels kick)

UNLV - Thomas 3-yard run 0:23 (Pantels kick)

FOURTH QUARTER

UH - St. Juste 2-yard run 11:43 (Trifonovitch kick)
UNLV - Pantels 32-yard field goal 4:53
UH - Trifonovitch 27-yard field goal 2:15

	UH	UNLV
FIRST DOWNS	23	23
Rushes-Yards	28-131	42-131
Passing Yards	269	281
Passes (C-A-I)	24-47-0	20-31-1
Total Offense (Plays-Yds)	75-400	73-412
Fumble Returns-Yds	0-0	0-0
Punt Returns-Yds	1-11	1-5
Kickoff Returns-Yds	2-39	3-51
Interceptions-Yds	1-40	0-0
Punts (Number-Avg)	6-40.5	5-36.0
Fumbles-Lost	1-0	0-0
Penalties-Yds	6-65	4-36
Possession Time	29:22	30:38
Sacks By: Number-Yds	2-13	2-10

RUSHING: UH- St. Juste 20-111; Brown 5-10; Tuiaosa 2-6; McDonald 1-4. UNLV- Thomas 24-98; Stanton 12-27; Woods Jr. 1-3; Rogers 3-3; Techjman 1-1.

PASSING: UH- Brown 24-47-1-269. UNLV- Stanton 18-26-2-244; Roers 2-5-0-37.

RECEIVING: UH- Collie 8-85; Ewaliko 4-60; St. Juste 4-16; Barker 3-33; Armstrong-Brown 3-18; Noa 2-57. UNLV- Presley 4-95; Keys 4-49; Woods Jr. 4-39; Holt 3-34; Faulo 2-18; Thomas 1-19; Boyd 1-16; Kanteman 1-11.

INTERCEPTIONS: UH- Matautia 1-40. UNLV- none.

FUMBLES: UH- None. UNLV- None.

SACKS: UH- Tavai 1.0; Matautia 1.0. UNLV- Hughes 2.0.

TACKLES: UH- Tavai 13; Matautia 11. UNLV- Baker 11; Flowers 10.

BYU	0	14	14	3	--	31
UNLV	0	7	7	7	--	21

SECOND QUARTER

BYU - El-Bakri 1-yard run 9:06 (Almond kick)

UNLV - Thomas 1-yard run 4:25 (Pantels kick)

BYU - Hifo 11-yard pass from Critchlow 0:27 (Almond kick)

THIRD QUARTER

BYU - Canada 2-yard run 13:04 (Almond kick)

UNLV - Presley 18-yard pass from Stanton 4:23 (Pantels kick)

BYU - Kafentzis 11-yard run 1:40 (Pantels kick)

FOURTH QUARTER

UNLV - Boyd 13-yard pass from Stanton 10:46 (Pantels kick)

BYU - Almond 28-yard field goal

	BYU	UNLV
First Downs	24	21
Rushes-Yards	42-265	34-122
Passing Yards	160	325
Passes (C-A-I)	14-22-0	20-33-2
Total Offense (Plays-Yds)	64-425	67-447
Kickoff Returns-Yds	3-81	3-48
Interceptions-Yds	2-26	0-0
Punts (Number-Avg)	3-46.3	3-32.7
Fumbles-Lost	1-0	1-0
Penalties-Yds	2-20	6-75
Possession Time	30:04	29:56
Sacks By: Number-Yds	1-9	1-4

RUSHING: BYU-Canada 25-213; Kafentzis 10-53; El-Bakri 2-4; Critchlow 2(-2). UNLV- Thomas 16-83; Stanton 14-31; Campbell 3-9; Team 1(-1).

PASSING: BYU- Critchlow 14-22-1-160. UNLV- Stanton 20-33-2-325.

RECEIVING: BYU-Hifo 6-58; Bushman 5-52; Simon 1-30; Shumway 1-16; El-Bakri 1-4. UNLV-Woods Jr. 7-86; Presley 4-88; Boyd 4-58; Techjman 1-50; Thomas 1-16; Keys 1-12; Holt 1-9; Faulo 1-6.

INTERCEPTIONS: BYU-Anderson 1-0; Warner 1-26. UNLV-None.

FUMBLES: BYU-None. UNLV- None

SACKS: BYU-Kaufusi 1.0. UNLV-Dehdashtian 1.0.

TACKLES: BYU- Hanneman 9; Pau'u 6. UNLV-Baker 10; McCoy 9.



REBEL DEPTH CHART

AT NEW MEXICO

REBEL OFFENSE

POS	NO	NAME (HGT, WGT, YR-EXP)
LT	76	Kyle Saxelid (6-7, 290, SR-3L)
	72	Matt Brayton (6-3, 310, FR-RS)
LG	74	Julio Garcia (6-3, 310, SO-1L)
	77	Michael Chevalier (6-3, 300, SR-1L)
C	63	J'Ondray Sanders (6-5, 290, SR-2L)
	64	Nathan Jacobson (6-5, 280, JR-2L)
RG	78	Justin Polu (6-4, 325, SO-1L)
	72	Matt Brayton (6-3, 310, FR-RS)
RT	64	Nathan Jacobson (6-5, 280, JR-2L)
	65	Donovan Outlaw (6-4, 290, FR-RS)
TE	9	Trevor Kanteman (6-4, 240, SR-1L)
	43	Tim Holt (6-2, 230, SR-1L)
	45	Giovanni Fauolo (6-2, 250, FR-RS)
WR (X)	83	Devonte Boyd (6-1, 185, SR-3L)
	81	Andre Collins Jr. (6-4, 205, FR-RS)
WR (A)	84	Kendal Keys (6-4, 205, JR-2L)
	10	Darren Woods Jr. (6-0, 220, SO-1L)
WR (Z)	80	Brandon Presley (6-0, 180, SO-1L)
	11	Drew Tejchman (5-11, 185, FR-HS)
QB	4	Johnny Stanton (6-2, 245, SR-1L) -or-
	1	Armani Rogers (6-5, 225, FR-RS)
	14	Kurt Palandech (6-2, 185, SR-2L)
RB	3	Lexington Thomas (5-9, 170, JR-2L)
	35	Xzaviar Campbell (5-11, 225, JR-2L)

REBEL DEFENSE

POS	NO	NAME (HGT, WGT, YR-EXP)
DE	20	Jameer Outsey (6-3, 240, JR-TR) -or-
	98	Nick Dehdashtian (6-1, 290, SO-1L)
DT	99	Mike Hughes Jr. (6-2, 315, SR-3L)
	42	Salanoa-Alo Wily (6-0, 295, JR-2L)
	98	Nick Dehdashtian (6-1, 290, SO-1L)
DT	95	Jason "Pops" Fao (6-0, 310, SR-2L)
	42	Salanoa-Alo Wily (6-0, 295, JR-2L)
	94	Kolo Uasike (6-0, 320, FR-HS)
REBEL	56	Roger Mann (6-3, 265, JR-TR)
	19	Mark Finau (6-3, 235, SR-2L)
SLB	16	Javin White (6-2, 195, SO-1L) -or-
	25	Gabe McCoy (6-2, 215, SO-1L)
MLB	53	Farrell Hester II (6-1, 240, FR-HS) -or-
	5	Brian Keyes (6-1, 250, SR-1L)
WLB	25	Gabe McCoy (6-2, 215, SO-1L) -or-
	48	Bailey Laolagi (6-1, 220, JR-2L)
CB	7	Jericho Flowers (5-10, 175, SO-1L)
	13	Tim Hough (5-11, 185, JR-2L)
SS	21	Chauncey Scissum (6-2, 210, SR-TR)
	23	Greg Francis (6-2, 195, FR-HS)
FS	33	Dalton Baker (5-11, 185, JR-2L)
	22	Demitrious Gibbs (6-4, 190, SO-TR)
CB	24	Robert Jackson (6-2, 205, SR-1L) -or-
	26	Jocquez Kalili (5-11, 185, JR-TR)
(NB)	13	Tim Hough (5-11, 185, JR-2L)

REBEL SPECIALISTS

PK	30	Evan Pantels (5-10, 190, JR-1L)	KR	10	Darren Woods Jr. (6-0, 220, SO-1L)
	32	Daniel Gutierrez (5-10, 200, FR-HS)		29	Evan Owens (6-1, 215, JR-TR)
KO	32	Daniel Gutierrez (5-10, 200, FR-HS)		13	Tim Hough (5-11, 185, JR-2L)
P	30	Evan Pantels (5-10, 190, JR-1L)	PR	7	Jericho Flowers (5-10, 175, SO-1L) -or-
	93	Riley Erickson (6-0, 190, FR-HS)		80	Brandon Presley (6-0, 180, SO-1L)
LS	57	Joe Lang (6-2, 225, JR-1L)			
	9	Trevor Kanteman (6-4, 240, SR-1L)			
HOLD	14	Kurt Palandech (6-2, 185, SR-2L)			

2017 UNLV FOOTBALL

UNLV TEAM STATISTICS

TEAM STATISTICS	UNLV	OPP
SCORING	292	323
Points Per Game	29.2	32.3
Points Off Turnovers	52	56
FIRST DOWNS	207	251
Rushing	114	132
Passing	80	105
Penalty	13	14
RUSHING YARDAGE	2395	2273
Yards gained rushing	2586	2472
Yards lost rushing	191	199
Rushing Attempts	432	445
Average Per Rush	5.5	5.1
Average Per Game	239.5	227.3
TDs Rushing	25	26
PASSING YARDAGE	1872	2338
Comp-Att-Int	137-251-9	190-310-5
Average Per Pass	7.5	7.5
Average Per Catch	13.7	12.3
Average Per Game	187.2	233.8
TDs Passing	9	14
TOTAL OFFENSE	4267	4611
Total Plays	683	755
Average Per Play	6.2	6.1
Average Per Game	426.7	461.1
KICK RETURNS: #-Yards	33-551	41-882
PUNT RETURNS: #-Yards	7-59	11-170
INT RETURNS: #-Yards	5-93	9-114
KICK RETURN AVERAGE	16.7	21.5
PUNT RETURN AVERAGE	8.4	15.5
INT RETURN AVERAGE	18.6	12.7
FUMBLES-LOST	10-5	16-11
PENALTIES-Yards	54-469	57-536
Average Per Game	46.9	53.6
PUNTS-Yards	41-1470	32-1255
Average Per Punt	35.9	39.2
Net punt average	29.8	32.4
KICKOFFS-Yards	59-3542	61-3645
Average Per Kick	60.0	59.8
Net kick average	37.9	40.5
TIME OF POSSESSION/Game	30:44	29:16
3RD-DOWN Conversions	54/139	58/136
3rd-Down Pct	39%	43%
4TH-DOWN Conversions	11/17	14/25
4th-Down Pct	65%	56%
SACKS BY-Yards	10-62	16-107
MISC YARDS	0	0
TOUCHDOWNS SCORED	35	41
FIELD GOALS-ATTEMPTS	16-22	12-16
ON-SIDE KICKS	2-2	1-2
RED-ZONE SCORES	(36-41) 88%	(44-56) 79%
RED-ZONE TOUCHDOWNS	(24-41) 59%	(32-56) 57%
PAT-ATTEMPTS	(34-35) 97%	(37-39) 95%
ATTENDANCE	104692	170944
Games/Avg Per Game	6/17449	4/42736
Neutral Site Games		0/0

PUNTING

PLAYER	No	Yds	Avg	Long	TB	FC	I20	50+	Blkd
ERICKSON,Riley	24	878	36.6	49	2	5	6	0	1
PANTELS, Evan	14	521	37.2	69	2	7	2	2	0
GUTIERREZ, Dani	2	91	45.5	52	0	0	0	1	0
TEAM	1	-20	-20.0	0	0	0	0	0	0
Total	41	1470	35.9	69	4	12	8	3	1
Opponents	32	1255	39.2	58	8	6	9	6	1

2017 RESULTS (4-6, 3-3 MW)

Date	Opponent	W/L	Score	Attend
SEPT. 2	HOWARD	L	40-43	15,667
Sept. 9	at Idaho	W	44-16	10,156
Sept. 23	at #10/9 Ohio State	L	21-54	106,187
SEPT. 30	SAN JOSE STATE*	W	41-13	15,009
OCT. 7	#19/21 SAN DIEGO ST.*	L	10-41	19,770
Oct. 14	at Air Force*	L	30-34	26,679
OCT. 21	UTAH STATE (HC)*	L	28-52	18,157
Oct. 28	at Fresno State*	W	26-16	27,922
NOV. 4	HAWAII*	W	31-23	16,278
NOV. 10	BYU	L	21-31	19,811
Nov. 17	at New Mexico*		6:30 pm PT	
Nov. 25	at Nevada, Reno*		12:00 pm PT	

*Mountain West game

Record	Overall	Home	Away	Neutral
All Games	4-6	2-4	2-2	0-0
Conference	3-3	2-2	1-1	0-0
Non-Conference	1-3	0-2	1-1	0-0

SCORE BY QUARTERS

	1st	2nd	3rd	4th	OT	Total
UNLV	71	88	89	44	0	292
Opponents	45	120	79	79	0	323

ATTENDANCE (AVG)

Total:	10/275,636	(10/27,564)
Home:	6/104,692	(6/17,449)
Away:	4/170,944	(4/42,763)
Neutral:	0/0	(0/0)

ALL-PURPOSE YARDAGE

PLAYER	G	Rush	Rec	PR	KOR	IR	Tot	Avg/G
THOMAS, Lexington	10	1146	143	0	0	0	1289	128.9
PRESLEY, Brandon	10	29	461	0	84	0	574	57.4
BOYD, Devonte	10	0	551	0	0	0	551	55.1
ROGERS, Armani	8	538	0	0	0	0	538	67.2
WOODS JR., Darren	10	30	197	0	275	0	502	50.2
CAMPBELL, Xzaviar	10	298	0	0	0	0	298	29.8
KEYS, Kendal	10	0	226	0	0	0	226	22.6
OWENS, Evan	8	68	0	0	127	0	195	24.4
TEJCHMAN, Drew	9	30	133	0	0	0	163	18.1
STANTON, Johnny	7	96	0	19	0	0	115	16.4
WILLIAMS, Charles	1	93	0	0	0	0	93	93.0
HOLT, Tim	9	0	91	0	0	0	91	10.1
FLOWERS, Jericho	10	0	0	40	43	0	83	8.3
PALANDECH, Kurt	10	76	0	0	0	0	76	7.6
WHITE, Javin	9	0	0	0	0	65	65	7.2
FAUOLO, Giovanni	10	0	37	0	0	0	37	3.7
KANTEMAN, Trevor	10	0	33	0	0	0	33	3.3
SCISSUM, Chauncey	10	0	0	0	0	29	29	2.9
SCHERFF, Cody	10	0	0	0	16	0	16	1.6
HOLLANDSWORTH, T.	10	0	0	0	6	0	6	0.6
McCOY, Gabe	10	0	0	0	0	-1	-1	-0.1
TEAM	8	-9	0	0	0	0	-9	-1.1
Total	10	2395	1872	59	551	93	4970	497.0
Opponents	10	2273	2338	170	882	114	5777	577.7

2017 UNLV FOOTBALL

RUSHING

PLAYER	G	Att	Gain	Loss	Net	Avg	TD	Lg	Avg/G
THOMAS, Lexington	10	178	1166	20	1146	6.4	15	62	114.6
ROGERS, Armani	8	98	646	108	538	5.5	6	45	67.2
CAMPBELL, Xzaviar	10	61	304	6	298	4.9	1	24	29.8
STANTON, Johnny	7	37	126	30	96	2.6	2	17	13.7
WILLIAMS, Charles	1	12	99	6	93	7.8	1	40	93.0
PALANDECH, Kurt	10	16	85	9	76	4.8	0	23	7.6
OWENS, Evan	8	11	71	3	68	6.2	0	36	8.5
WOODS JR., Darren	10	3	30	0	30	10.0	0	21	3.0
TEJCHMAN, Drew	9	4	30	0	30	7.5	0	11	3.3
PRESLEY, Brandon	10	4	29	0	29	7.2	0	13	2.9
TEAM	8	8	0	9	-9	-1.1	0	0	-1.1
Total	10	432	2586	191	2395	5.5	25	62	239.5
Opponents	10	445	2472	199	2273	5.1	26	54	227.3

PASSING

PLAYER	G	Effic	C-A-I	Pct	Yds	TD	Lg	Avg/G
ROGERS, Armani	8	122.62	74-141-5	52.5	1100	5	94	137.5
STANTON, Johnny	7	142.06	55-88-2	62.5	724	4	52	103.4
PALANDECH, Kurt	10	42.27	8-19-2	42.1	48	0	9	4.8
TEAM	8	0.00	0-2-0	0.0	0	0	0	0.0
PRESLEY, Brandon	10	0.00	0-1-0	0.0	0	0	0	0.0
Total	10	121.89	137-251-9	54.6	1872	9	94	187.2
Opponents	10	136.32	190-310-5	61.3	2338	14	75	233.8

RECEIVING

PLAYER	G	No	Yds	Avg	TD	Long	Avg/G
BOYD, Devonte	10	30	551	18.4	3	94	55.1
PRESLEY, Brandon	10	28	461	16.5	3	54	46.1
KEYS, Kendal	10	23	226	9.8	2	21	22.6
WOODS JR., Darren	10	22	197	9.0	0	35	19.7
HOLT, Tim	9	10	91	9.1	0	26	10.1
THOMAS, Lexington	10	8	143	17.9	0	47	14.3
TEJCHMAN, Drew	9	6	133	22.2	0	50	14.8
KANTEMAN, Trevor	10	6	33	5.5	1	11	3.3
FAUOLO, Giovanni	10	4	37	9.2	0	14	3.7
Total	10	137	1872	13.7	9	94	187.2
Opponents	10	190	2338	12.3	14	75	233.8

TOTAL OFFENSE

PLAYER	G	Plays	Rush	Pass	Total	Avg/G
ROGERS, Armani	8	239	538	1100	1638	204.8
THOMAS, Lexingt	10	178	1146	0	1146	114.6
STANTON, Johnny	7	125	96	724	820	117.1
CAMPBELL, Xzavi	10	61	298	0	298	29.8
PALANDECH, Kurt	10	35	76	48	124	12.4
WILLIAMS, Charl	1	12	93	0	93	93.0
OWENS, Evan	8	11	68	0	68	8.5
WOODS JR., Darr	10	3	30	0	30	3.0
TEJCHMAN, Drew	9	4	30	0	30	3.3
PRESLEY, Brando	10	5	29	0	29	2.9
TEAM	8	10	-9	0	-9	-1.1
Total	10	683	2395	1872	4267	426.7
Opponents	10	755	2273	2338	4611	461.1

KICK RETURNS

PLAYER	No	Yds	Avg	TD	Long
WOODS JR., Darren	16	275	17.2	0	34
OWENS, Evan	6	127	21.2	0	29
FLOWERS, Jericho	4	43	10.8	0	13
PRESLEY, Brandon	4	84	21.0	0	31
FAUOLO, Giovanni	1	0	0.0	0	0
HOLLANDSWORTH, T.	1	6	6.0	0	0
SCHERFF, Cody	1	16	16.0	0	16
Total	33	551	16.7	0	34
Opponents	41	882	21.5	0	82

FUMBLE RETURNS

PLAYER	No	Yds	Avg	TD	Long
HESTER II, Farrell	2	31	15.5	0	15
WILY, Salanoa-Alo	1	1	1.0	0	1
Total	3	32	10.7	0	15
Opponents	1	75	75.0	1	75

INTERCEPTIONS

PLAYER	No	Yds	Avg	TD	Long
SCISSUM, Chauncey	2	29	14.5	0	23
WHITE, Javin	1	65	65.0	1	65
McCOY, Gabe	1	-1	-1.0	0	0
FLOWERS, Jericho	1	0	0.0	0	0
Total	5	93	18.6	1	65
Opponents	9	114	12.7	0	40

PUNT RETURNS

PLAYER	No	Yds	Avg	TD	Long
FLOWERS, Jerich	6	40	6.7	0	16
STANTON, Johnny	1	19	19.0	0	0
Total	7	59	8.4	0	16
Opponents	11	170	15.5	0	70

SCORING

PLAYER	TD	FGs	PATs				DXP	Saf	Points
			Kick	Rush	Rcv	Pass			
THOMAS, Lexington	15	-	-	-	-	-	-	90	
PANTELS, Evan	-	11-16	24-24-	-	-	-	-	57	
ROGERS, Armani	6	-	-	-	-	-	-	36	
GUTIERREZ, Daniel	-	5-6	10-11-	-	-	-	-	25	
PRESLEY, Brandon	3	-	-	-	-	-	-	18	
BOYD, Devonte	3	-	-	-	-	-	-	18	
KEYS, Kendal	2	-	-	-	-	-	-	12	
STANTON, Johnny	2	-	-	-	-	-	-	12	
WHITE, Javin	2	-	-	-	-	-	-	6	
CAMPBELL, Xzaviar	1	-	-	-	-	-	-	6	
KANTEMAN, Trevor	1	-	-	-	-	-	-	6	
WILLIAMS, Charles	1	-	-	-	-	-	-	6	
Total	35	16-22	34-35-	-	-	-	-	292	
Opponents	41	12-16	37-39	1-1	-	0-1	-	323	

2017 UNLV FOOTBALL

DEFENSIVE STATISTICS

NO	PLAYER	G	Tackles				-Sacks-		-Pass Def-		-Fumbles-		Blkd	
			Solo	Ast	Total	TFL/Yds	No-Yds	Int-Yds	BrUp	Rcv-Yds	FF	Kick	Saf	
33	BAKER, Dalton	10-10	58	25	83	1.0-20	.	.	2	.	.	1	.	
25	McCOY, Gabe	10-9	45	20	65	3.0-3	.	1--1	.	.	2	.	.	
48	LAOLAGI, Bailey	7-7	35	28	63	4.0-12	1.0-5	.	1	
7	FLOWERS, Jericho	10-8	37	15	52	3.0-10	.	1-0	3	.	1-0	2	.	
5	KEYES, Brian	10-5	24	28	52	1.5-2	.	.	2	.	4-0	.	.	
53	HESTER II, Farrell	10-5	30	18	48	0.5-0	2-31	1	.	
21	SCISSUM, Chauncey	10-10	27	18	45	.	.	.	2-29	1	.	.	1	
99	HUGHES JR., Mike	10-10	18	26	44	6.0-17	2.0-10	
24	JACKSON, Robert	10-5	20	14	34	.	.	.	6	
16	WHITE, Javin	9-4	21	11	32	2.0-6	.	1-65	.	.	1	.	.	
95	FAO, Jason	10-10	16	12	28	3.5-16	1.0-10	1	.	
26	KALILI, Jocquez	7-4	16	7	23	2.0-9	1-0	3	.	
20	OUTSEY, Jameer	10-9	11	11	22	3.0-18	2.0-15	
23	FRANCIS, Greg	10-0	13	7	20	
56	MANN, Roger	10-5	9	10	19	4.5-8	1.0-3	.	2	
42	WILY, Salanoa-A	10-0	8	11	19	1.0-8	1.0-8	.	.	.	1-1	.	.	
17	AUSTRIE, Evan	6-0	12	6	18	0.5-2	.	.	2	
13	HOUGH, Tim	10-3	10	7	17	.	.	.	3	
98	DEHDASHTIAN, Nick	10-1	5	6	11	3.5-12	1.0-4	
86	PALMER, Darren	9-0	7	3	10	1-0	1	.	
4	STANTON, Johnny	7-3	5	4	9	1	
19	FINAU, Mark	10-5	6	2	8	1.5-8	1.0-7	.	1	.	1-0	.	.	
28	HOLLANDSWORTH, T.	10-0	3	2	5	
94	UASIKE, Kolo	6-0	1	3	4	0.5-1	
38	ROBERTS, Ty'Jason	9-0	2	2	4	
29	OWENS, Evan	8-0	3	.	3	
10	WOODS JR., Darren	10-3	3	.	3	
35	CAMPBELL, Xzaviar	10-0	.	2	2	
49	BORG, Aaron	9-0	2	.	2	
11	TEJCHMAN, Drew	9-0	1	1	2	
93	ERICKSON, Riley	5-0	1	.	1	
39	GODFREY, Daniel	6-0	.	1	1	
91	NEAL, Nate	6-0	1	.	1	
50	O'HALLORAN, Kyler	3-0	1	.	1	
57	LANG, Joe	7-0	1	.	1	
84	KEYS, Kendal	10-6	1	.	1	
1	ROGERS, Armani	8-7	1	.	1	
TM	TEAM	8-0	1	.	1	1.0-36	
3	THOMAS, Lexington	10-9	1	.	1	
Total		10	456	300	756	42-188	10-62	5-93	23	11-32	13	1	1	
Opponents		10	400	295	695	50-186	16-107	9-114	33	5-75	8	2	1	

STARTING LINEUPS

OFFENSE

OPPONENT	WR	WR/RB	LT	LG	C	RG	RT	TE/WR	QB	TE/WR/RB	RB	PK
Howard	Boyd	Presley	Saxelid	Caldwell	Singer	Polu	Jacobson	Kanteman	Rogers	Fauolo	Williams	Pantels
Idaho	Boyd	Presley	Saxelid	Caldwell	Singer	Polu	Jacobson	Kanteman	Rogers	Holt	Thomas	Pantels
Ohio State	Boyd	Presley	Saxelid	Caldwell	Singer	Polu	Jacobson	Keys	Rogers	Holt	Thomas	Pantels
San Jose State	Boyd	Presley	Saxelid	Caldwell	Sanders	Polu	Jacobson	Woods Jr.	Rogers	Holt	Thomas	Pantels
San Diego State	Boyd	Keys	Saxelid	Caldwell	Sanders	Polu	Jacobson	Kanteman	Rogers	Holt	Thomas	Gutierrez
Air Force	Boyd	Keys	Saxelid	Caldwell	Sanders	Polu	Jacobson	Kanteman	Rogers	Presley	Thomas/Gutierrez/Pantels	
Utah State	Boyd	Keys	Saxelid	Caldwell	Sanders	Polu	Jacobson	Holt	Rogers	Presley	Thomas	Gutierrez
Fresno State	Boyd	Keys	Saxelid	Caldwell	Sanders	Polu	Jacobson	Kanteman	Stanton	Presley	Thomas	Gutierrez
Hawaii	Boyd	Keys	Saxelid	Garcia	Sanders	Polu	Jacobson	Woods Jr.	Stanton	Presley	Thomas/Gutierrez/Pantel	
BYU	Boyd	Presley	Saxelid	Garcia	Sanders	Polu	Jacobson	Woods Jr.	Stanton	Kanteman	Thomas/Gutierrez/Pantel	

DEFENSE

OPPONENT	DE	DT	DT	DE/LB	LB	LB	LB/DB	CB	SS	FS	CB	P
Howard	Outsey	Fao	Hughes Jr.	Finau	McCoy	Keyes	Laolagi	Hough	Scissum	Baker	Flowers	Pantels
Idaho	Outsey	Fao	Hughes Jr.	Finau	McCoy	Keyes	Laolagi	Hough	Scissum	Baker	Jackson	Pantels
Ohio State	Outsey	Fao	Hughes Jr.	Finau	McCoy	Hester II	Laolagi	Hough	Scissum	Baker	Jackson	Pantels
San Jose State	Outsey	Fao	Hughes Jr.	Finau	McCoy	Hester II	Laolagi	Flowers	Scissum	Baker	Kalili	Erickson
San Diego State	Outsey	Fao	Hughes Jr.	Finau	McCoy	Keyes	Laolagi	Flowers	Scissum	Baker	Kalili	Erickson
Air Force	Outsey	Fao	Hughes Jr.	Mann	McCoy	Hester II	Laolagi	Flowers	Scissum	Baker	Kalili	Erickson
Utah State	Outsey	Fao	Hughes Jr.	Mann	McCoy	Keyes	Laolagi	Flowers	Scissum	Baker	Kalili	Erickson
Fresno State	Outsey	Fao	Hughes Jr.	Mann	McCoy	Keyes	White	Flowers	Scissum	Baker	Keyes	Erickson
Hawaii	Outsey	Fao	Hughes Jr.	Mann	McCoy	Hester II	White	Flowers	Scissum	Baker	Jackson	Pantels
BYU	Dehdashtian	Fao	Hughes Jr.	Mann	McCoy	Hester II	White	Flowers	Scissum	Baker	Jackson	Pantels

2017 GAME-BY-GAME TEAM STATISTICS

UNLV	RUSH	PASS	OFF.	1STDwn	POSS.	TOs	OPPONENT	RUSH	PASS	OFF.	1STDwn	Poss.	TOs
Howard	344	220	564	25	27:30	3	Howard	309	140	449	21	32:30	1
Idaho	357	193	440	22	31:35	1	Idaho	123	261	384	18	28:25	1
Ohio State	176	88	264	17	33:12	2	Ohio State	190	474	664	34	26:48	3
San Jose State	345	203	548	25	32:03	0	San Jose State	345	203	548	25	32:03	0
San Diego State	106	177	283	12	25:44	0	San Diego State	302	172	474	27	34:16	1
Air Force	266	145	411	15	26:47	2	Air Force	401	72	473	30	33:13	4
Utah State	375	85	460	25	35:35	3	Utah State	265	323	588	25	24:24	2
Fresno State	173	155	328	22	34:24	0	Fresno State	140	152	292	19	25:36	1
Hawaii	131	281	412	23	30:38	1	Hawaii	131	131	269	23	29:22	0
BYU	122	325	447	21	29:56	2	BYU	265	160	425	24	30:04	0

2017 TEAM SUPERLATIVES

UNLV

Points Scored	44, vs Idaho (Sep 09, 2017)
First Downs	25, 2x (vs Howard & San Jose State)
Rushing	21, vs Howard (Sep 02, 2017)
Passing	15, vs Hawaii (Nov. 4, 2017)
Penalty	5, at Ohio State (Sep 23, 2017)
Rushing Attempts	52, vs Utah State (Oct 21, 2017)
Rushing Yards	375, vs Utah State (Oct 21, 2017)
Passing Attempts	33, vs BYU (Nov. 10, 2017)
Passing Completions	20, 2x, last vs. BYU (Nov. 11, 2017)
Passing Yards	325, vs BYU (Nov. 10, 2017)
Passes Had Intercepted	2, 2x, last vs BYU (Nov. 10, 2017)
Total Offensive Plays	68, vs San Jose State (Sep 30, 2017)
Total Offensive Yards	564, vs Howard (Sep 02, 2017)
Fumbles	3, vs Howard (Sep 02, 2017)
Lost	3, vs Howard (Sep 02, 2017)
Penalties	13, vs Howard (Sep 02, 2017)
Yards	90, vs Howard (Sep 02, 2017)
Sacks	4, at Ohio State (Sep 23, 2017)
Yards	30, at Ohio State (Sep 23, 2017)

OPPONENTS

Points Scored	54, at Ohio State (Sep 23, 2017)
First Downs	34, at Ohio State (Sep 23, 2017)
Rushing	25, at Air Force (Oct 14, 2017)
Passing	17, at Ohio State (Sep 23, 2017)
Penalty	2, 2x, last vs Hawaii (Nov. 4, 2017)
Rushing Attempts	78, at Air Force (Oct 14, 2017)
Rushing Yards	401, at Air Force (Oct 14, 2017)
Passing Attempts	49, vs. San Jose State (Sep 30, 2017)
Passing Completions	31, at Ohio State (Sep 23, 2017)
Passing Yards	474, at Ohio State (Sep 23, 2017)
Passes Had Intercepted	2, vs. San Jose State (Sep 30, 2017)
Total Offensive Plays	87, vs Howard (Sep 02, 2017)
Total Offensive Yards	664, at Ohio State (Sep 23, 2017)
Fumbles	6, at Air Force (Oct 14, 2017)
Lost	4, at Air Force (Oct 14, 2017)
Penalties	10, vs Howard (Sep 02, 2017); vs. San Jose State Sept. 30, 2017
Yards	96, vs Howard (Sep 02, 2017)
Sacks	4, at Ohio State (Sep 23, 2017)
Yards	30, at Ohio State (Sep 23, 2017)

HIGH

Points Scored	44, vs Idaho (Sep 09, 2017)
First Downs	25, 2x (vs Howard & San Jose State)
Rushing	21, vs Howard (Sep 02, 2017)
Passing	15, vs Hawaii (Nov. 4, 2017)
Penalty	5, at Ohio State (Sep 23, 2017)
Rushing Attempts	52, vs Utah State (Oct 21, 2017)
Rushing Yards	375, vs Utah State (Oct 21, 2017)
Passing Attempts	33, vs BYU (Nov. 10, 2017)
Passing Completions	20, 2x, last vs. BYU (Nov. 11, 2017)
Passing Yards	325, vs BYU (Nov. 10, 2017)
Passes Had Intercepted	2, 2x, last vs BYU (Nov. 10, 2017)
Total Offensive Plays	68, vs San Jose State (Sep 30, 2017)
Total Offensive Yards	564, vs Howard (Sep 02, 2017)
Fumbles	3, vs Howard (Sep 02, 2017)
Lost	3, vs Howard (Sep 02, 2017)
Penalties	13, vs Howard (Sep 02, 2017)
Yards	90, vs Howard (Sep 02, 2017)
Sacks	4, at Ohio State (Sep 23, 2017)
Yards	30, at Ohio State (Sep 23, 2017)

HIGH

Points Scored	54, at Ohio State (Sep 23, 2017)
First Downs	34, at Ohio State (Sep 23, 2017)
Rushing	25, at Air Force (Oct 14, 2017)
Passing	17, at Ohio State (Sep 23, 2017)
Penalty	2, 2x, last vs Hawaii (Nov. 4, 2017)
Rushing Attempts	78, at Air Force (Oct 14, 2017)
Rushing Yards	401, at Air Force (Oct 14, 2017)
Passing Attempts	49, vs. San Jose State (Sep 30, 2017)
Passing Completions	31, at Ohio State (Sep 23, 2017)
Passing Yards	474, at Ohio State (Sep 23, 2017)
Passes Had Intercepted	2, vs. San Jose State (Sep 30, 2017)
Total Offensive Plays	87, vs Howard (Sep 02, 2017)
Total Offensive Yards	664, at Ohio State (Sep 23, 2017)
Fumbles	6, at Air Force (Oct 14, 2017)
Lost	4, at Air Force (Oct 14, 2017)
Penalties	10, vs Howard (Sep 02, 2017); vs. San Jose State Sept. 30, 2017
Yards	96, vs Howard (Sep 02, 2017)
Sacks	4, at Ohio State (Sep 23, 2017)
Yards	30, at Ohio State (Sep 23, 2017)

LOW

Points Scored	21, 2x, last vs. BYU (Nov. 10, 2017)
First Downs	12, vs San Diego State (Oct. 7, 2017)
Rushing	5, vs San Diego State (Oct. 7, 2017)
Passing	4, at Ohio State (Sep 23, 2017)
Penalty	0, 2x, last at Air Force (Oct. 14, 2017)
Rushing Attempts	31, vs San Diego State (Oct. 7, 2017)
Rushing Yards	106, vs San Diego State (Oct. 7, 2017)
Passing Attempts	16, vs Idaho (Sep 09, 2017)
Passing Completions	10, vs Idaho (Sep 09, 2017)
Passing Yards	85, vs Utah State (Oct 21, 2017)
Passes Had Intercepted	0, 3x, last vs Hawaii (Nov. 4, 2017)
Total Offensive Plays	59, vs San Diego State (Oct. 7, 2017)
Total Offensive Yards	264, at Ohio State (Sep 23, 2017)
Fumbles	0, 5x, 0, last vs BYU (Nov. 10, 2017)
Lost	0, 4x, 0, last vs BYU (Nov. 10, 2017)
Penalties	4, at Ohio State (Sep 23, 2017)
Yards	30, at Ohio State (Sep 23, 2017)
Sacks	0, vs Howard (Sep 02, 2017), San Jose State (Sep 30, 2017)
Yards	0, vs Howard (Sep 02, 2017), San Jose State (Sep 30, 2017)

LOW

Points Scored	16, 2x, last at Fresno State (Oct. 28, 2017)
First Downs	19, at Fresno State (Oct. 28, 2017)
Rushing	6, vs Idaho (Sep 09, 2017)
Passing	6, 2x, last at Air Force (Oct 14, 2017)
Penalty	0, at Fresno State (Oct. 28, 2017)
Rushing Attempts	34, at Fresno State (Oct. 28, 2017)
Rushing Yards	123, vs Idaho (Sep 09, 2017)
Passing Attempts	8, at Air Force (Oct 14, 2017)
Passing Completions	4, at Air Force (Oct 14, 2017)
Passing Yards	72, at Air Force (Oct 14, 2017)
Passes Had Intercepted	0, 4x, last at Fresno State (Oct. 28, 2017)
Total Offensive Plays	61, at Fresno State (Oct. 28, 2017)
Total Offensive Yards	292, at Fresno State (Oct. 28, 2017)
Fumbles	0, 4x, last vs BYU (Nov. 10, 2017)
Lost	0, 4x, last vs BYU (Nov. 10, 2017)
Penalties	2, vs BYU (Nov. 10, 2017)
Yards	19, vs San Diego State (Oct. 7, 2017)
Sacks	0, 2x, last at Fresno State (Oct. 28, 2017)
Yards	0, 2x, last at Fresno State (Oct. 28, 2017)

2017 INDIVIDUAL SUPERLATIVES

UNLV

Rushing Attempts: 21, THOMAS, Lexington vs Howard (Sep 02, 2017)
Rushing Yards: 190 THOMAS, Lexington at IDAHO (Sep 09, 2017)
TD Run: 3 THOMAS, Lexington at IDAHO (Sep 09, 2017)
Non-Scoring Run: 40, WILLIAMS, Charles vs Howard (Sep 02, 2017)

Passes Attempted: 33, STANTON, Johnny vs BYU (Nov. 10, 2017)
Passes Completed: 20, STANTON, Johnny vs BYU (Nov. 10, 2017)
Passes Had Intercepted: 0, 4x
Completion Percentage: .625, ROGERS, Armani at IDAHO (Sep 09, 2017)
Passing Yards: 325, STANTON, Johnny vs BYU (Nov. 10, 2017)
TD Pass: 2, STANTON, Johnny vs Hawaii (Nov. 4, 2017)
Non-Scoring Pass: 54, ROGERS, Armani vs Howard (Sep 02, 2017)

Receptions: 7, WOODS JR., Darren vs BYU (Nov. 10, 2017)

Reception Yards: 105, BOYD, Devonte vs Howard (Sep 02, 2017)
TD Receptions: 1, BOYD, Devonte at IDAHO (Sep 09, 2017)
 1, BOYD, Devonte vs Howard (Sep 02, 2017)
 1, BOYD, Devonte vs San Jose State (Sep 30, 2017)
 1, PRESLEY, Brandon vs San Jose State (Sep 30, 2017)
 1, KEYS, Kendal vs San Diego State (Oct 7, 2017)
 1, KEYS, Kendal vs Hawaii (Nov. 4, 2017)
 1, PRESLEY, Brandon vs Hawaii (Nov. 4, 2017)
 1, BOYD, Devonte vs BYU (Nov. 10, 2017)
 1, PRESLEY, Brandon vs BYU (Nov. 10, 2017)

Punt Returns: 2, FLOWERS, Jericho vs Howard (Sep 02, 2017)
Punt Return Yards: 18, FLOWERS, Jericho vs Howard (Sep 02, 2017)
Punt Return Long: 16, FLOWERS, Jericho vs Howard (Sep 02, 2017)
Punt Return, TD: N/A

Kickoff Returns: 2, WOODS JR., Darren vs Howard (Sep 02, 2017)
Kickoff Return Yards: 29, OWENS, Evan vs Howard (Sep 02, 2017)
Kickoff Return Long: 29, OWENS, Evan vs Howard (Sep 02, 2017)
Kickoff Return, TD: N/A

Offensive Attempts: 28, ROGERS, Armani vs Howard (Sep 02, 2017)
Offensive Yards: 302, ROGERS, Armani vs Howard (Sep 02, 2017)

All-Purpose Attempts: 23, THOMAS, Lexington vs Howard (Sep 02, 2017)
All-Purpose Yards: 199, THOMAS, Lexington vs Howard (Sep 02, 2017)

Points: 16, PANTELS, Evan vs. Howard (Sep 02, 2017)
Touchdowns: 2, THOMAS, Lexington vs Howard (Sep 02, 2017)

Field Goals Attempted: 6, PANTELS, Evan vs Howard (Sep 02, 2017)
Field Goals Made: 4, PANTELS, Evan vs Howard (Sep 02, 2017)
 4, GUTIERREZ, Daniel at Fresno State (Oct 28, 2017)

Longest Field Goal Attempted: 48, PANTELS, Evan vs BYU (Nov 10, 2017)
Longest Field Goal Made: 44, PANTELS, Evan vs Howard (Sep 02, 2017)

Punts: 7, ERICKSON, Riley vs. Utah State (Oct 21, 2017)
 7, ERICKSON, Riley vs. San Diego State (Oct 7, 2017)

Best Punting Average: 46.0 PANTELS, Evan at IDAHO (Sep 09, 2017)
Longest Punt: 69, PANTELS, Evan vs Howard (Sep 02, 2017)

Tackles: 14, KEYES, Brian vs Utah State (Oct 21, 2017)
Sacks: 2.0, HUGHES JR., Mike vs Hawaii (Nov. 4, 2017)

Interceptions: 1, McCOY, Gabe vs Howard (Sep 02, 2017)
 1, SCISSUM, Chaunc at IDAHO (Sep 09, 2017)
 1, WHITE, Javin at Ohio State (Sep 23, 2017)
 1, FLOWERS, Jercho vs. San Jose State (Sept. 30, 2017)
 1, SCISSUM, Chauncey vs. San Jose State (Sept. 30, 2017)

Interception Return: 65 WHITE, Javin at Ohio State (Sep 23, 2017)
Interception Return, TD: 65 WHITE, Javin at Ohio State (Sep 23, 2017)

Fumbles Forced: 2, KALILI, Jocquez, at Air Force (Oct. 14, 2017)
Fumbles Recovered: 2, HESTER, Farrell, at Air Force (Oct. 14, 2017)

Fumble Return: 1, HESTER, Farrell, at Air Force (Oct. 14, 2017)
Fumble Return, TD: N/A

OPPONENT

Rushing Attempts: 30, Worthman, Arion, at Air Force (Oct 14, 2017)
Rushing Yards: 213, Canada, Squally vs BYU (Nov 10, 2017)
TD Run: 5, Worthman, Arion, at Air Force (Oct 14, 2017)
Non-Scoring Run: 54, Canada, Squally vs BYU (Nov 10, 2017)

Passes Attempted: 48 Love, Josh, vs. San Jose State (Sep 30, 2017)
Passes Completed: 30 Love, Josh, vs. San Jose State (Sep 30, 2017)
Passes Had Intercepted: 1, Newton, Caylin, vs Howard (Sep 02, 2017)
Completion Percentage: .645, Linehan, Matt, at IDAHO (Sep 09, 2017)
Passing Yards: 316 Love, Jordan, vs. Utah State (Oct. 21, 2017)
TD Pass: 5, Barrett, J.T., at Ohio State (Sep 23, 2017)
Non-Scoring Pass: 53 Linehan, Matt, at IDAHO (Sep 09, 2017)

Receptions: 11 Sannon, Jacob, at IDAHO (Sep 09, 2017)
Reception Yards: 144, Holder, Mikah, San Diego State/ (Oct 07, 2017)
TD Reception: 1, 12 tied

Punt Returns: 2, Nathan, Jordan, at Utah State (Oct. 21, 2017)
Punt Return Yards: 92, Nathan, Jordan, at Utah State (Oct. 21, 2017)
Punt Return Long: 70, Nathan, Jordan, at Utah State (Oct. 21, 2017)
Punt Return, TD: N/A

Kickoff Returns: 3, Scott, Jordan vs Howard (Sep 02, 2017)
 3, Scarver, Savon, at Utah State (Oct. 21, 2017)
 3 Mwehla, Reuben, at IDAHO (Sep 09, 2017)

Kickoff Return Yards: 108, Scarver, Savon, at Utah State (Oct. 21, 2017)
Kickoff Return Long: 64, Scarver, Savon, at Utah State (Oct. 21, 2017)
Kickoff Return, TD: N/A

Offensive Attempts: 47, Newton, Caylin, vs Howard (Sep 02, 2017)
Offensive Yards: 330, Newton, Caylin, vs Howard (Sep 02, 2017)

All-Purpose Attempts: 21, Newton, Caylin, vs Howard (Sep 02, 2017)
All-Purpose Yards: 190, Newton, Caylin, vs Howard (Sep 02, 2017)

Points: 30, Barrett, J.T., at Ohio State (Sep 23, 2017)
Touchdowns: 5, Barrett, J.T., at Ohio State (Sep 23, 2017)

Field Goals Attempted: 3 Trifonovich vs. Hawaii (Nov 4, 2017)
Field Goals Made: 3 Trifonovich vs. Hawaii (Nov 4, 2017)
Longest Field Goal Attempted: 40 Coffey, Cade, at IDAHO (Sep 09, 2017)
Longest Field Goal Made: 40 Coffey, Cade, at IDAHO (Sep 09, 2017)

Punts: 6, Gaudion, Stan vs. Hawaii (Nov 4, 2017)
Best Punting Average: 50.0, Newton, Caylin, vs Howard (Sep 02, 2017)
Longest Punt: 58, Coffey, Cade, at IDAHO (Sep 09, 2017)

Tackles: 14, Ginda, Frank vs. San Jose State (Sep 30, 2017)
Tackles for Loss: 3.0, Bosa, Nick at Ohio State (Sep 23, 2017)
Sacks: 1.0, 16 tied

Interceptions: 1, 9 tied
Interception Return: 10 at IDAHO (Sep 09, 2017)
Interception Return, TD: N/A

Fumbles Forced: 1, Freeland, Tye vs Howard (Sep 02, 2017)
 1, Hudson, David vs Howard (Sep 02, 2017)

Fumbles Recovered: 1, Rollins, Devin vs Howard (Sep 02, 2017)
Fumble Return: 1, Rollins, Devin vs Howard (Sep 02, 2017)
Fumble Return, TD: 1, Rollins, Devin vs Howard (Sep 02, 2017)

2017 UNLV FOOTBALL

2017 GAME-BY-GAME INDIVIDUAL STATISTICS

PASSING (Comp.-Att.-Int.-Yds.-TD)

OPPONENT	ROGERS	PALANDECH	STANTON
Howard	21-19-0-220-1	DNP	DNP
Idaho	10-16-1-193-1	DNP	DNP
Ohio State	11-19-2-88-0	0-1-0-0	DNP
San Jose State	11-16-0-203-2	DNP	DNP
San Diego State	12-27-0-177-1	DNP	DNP
Air Force	12-28-1-145-0	DNP	DNP
Utah State	5-12-0-37-0	8-18-2-48-0	DNP
Fresno State	DNP	DNP	17-29-0-155-0
Hawaii	2-5-1-37-0	DNP	18-26-0-244-2
BYU	DNP	DNP	20-33-2-325-2

PUNTING

PANTELS	NO	YARDS	AVG	LG	GUTIERREZ	NO	YARDS	AVG	LG
Howard	2	79	39.5	69	Howard	DNP			
Idaho	1	46	46.0	49	Idaho	DNP			
Ohio State	3	118	39.3	53	Ohio State	2	91	45.5	53
San Jose State	DNP				San Jose State	DNP			
San Diego State	DNP				San Diego State	DNP			
Air Force	DNP				Air Force	DNP			
Utah State	DNP				Utah State	DNP			
Fresno State	DNP				Fresno State	DNP			
Hawaii	5	180	36.0	43	Hawaii	DNP			
BYU	DNP				BYU	DNP			
TOTALS	11	423	38.5	69	TOTALS	2	91	45.2	53

RUSHING (Att.-Yds.-TD-Long)

OPPONENT	THOMAS	CAMPBELL	ROGERS	PALANDECH	STANTON
Howard	21-151-2-35	4-18-0-6	9-82-0-35	DNP	DNP
Idaho	17-190-3-62	17-81-0-18	16-97-1-22	DNP	DNP
Ohio State	12-84-2-55	4-4-0-4	12-22-0-23	2-23-0-23	DNP
San Jose State	18-146-2-56	10-73-0-24	17-84-2-21	DNP	DNP
San Diego State	14-54-0-23	1-1-0-1	15-51-0-45	DNP	DNP
Air Force	17-91-1-55	6-27-1-9	16-148-1-27	DNP	DNP
Utah State	19-161-2-41	9-65-0-16	10-75-2-26	13-53-0-13	DNP
Fresno State	20-88-1-16	7-23-0-9	DNP	DNP	11-38-1-7
Hawaii	24-98-1-24	0-0-0-0	3-3-0-16	DNP	12-27-1-10
BYU	16-83-1-35	3-9-0-3	DNP	DNP	14-31-0-17

ERICKSON

NO	YARDS	AVG	LG
Howard	DNP		
Idaho	DNP		
Ohio State	DNP		
San Jose State	4	137	34.2
San Diego State	7	296	42.3
Air Force	3	100	33.3
Utah State	7	249	35.6
Fresno State	3	95	31.7
Hawaii	DNP		
BYU	DNP		
TOTALS	21	783	37.3

RECEIVING (Rec.-Yds.-TD-Long)

OPPONENT	BOYD	WOODS JR.	PRESLEY	TEJCHMAN	THOMAS	KEYS	KANTEMAN	HOLT
Howard	4-105-1-46	2-17-0-10	2-16-0-13	1-34-0-34	2-48-0-38	0-0-0-0	0-0-0-0	0-0-0-0
Idaho	2-103-1-94	0-0-0-0	2-35-0-25	0-0-0-0	0-0-0-0	5-49-0-16	1-6-0-6	0-0-0-0
Ohio State	3-48-0-24	2-0-0-0	0-0-0-0	0-0-0-0	0-0-0-0	3-20-0-10	1-9-0-9	2-11-0-7
San Jose State	5-105-0-53	1-7-0-7	2-52-1-44	0-0-0-0	0-0-0-0	1-12-0-12	1-1-1-1	1-26-0-26
San Diego State	3-23-0-15	1-8-0-8	3-77-0-54	2-43-0-23	1-8-0-8	1-6-1-6	0-0-0-0	1-5-0-5
Air Force	3-22-0-10	0-0-0-0	5-41-0-11	0-0-0-0	1-47-0-47	1-19-0-19	1-3-0-3	0-0-0-0
Utah State	0-0-0-0	4-35-0-19	1-3-0-3	1-7-0-7	2-7-0-5	4-30-0-8	0-0-0-0	1-3-0-3
Fresno State	5-62-0-19	1-5-0-5	5-54-0-19	1-(-1)-0-0	0-0-0-0	3-29-0-11	1-3-0-3	1-3-0-3
Hawaii	1-16-0-16	4-39-0-19	4-95-1-52	0-0-0-0	1-19-0-19	4-49-1-21	1-11-0-11	3-34-0-22
BYU	4-58-1-16	7-86-0-35	4-88-1-37	1-50-0-50	1-16-0-16	1-12-0-12	0-0-0-0	1-9-0-9

TACKLING (U-A-Tot-TFL-Int-PBU-Sacks)

OPPONENT	LAOLAGI	KEYES	HUGHES JR.	MCCOY	FLOWERS	SCIUSSUM	BAKER	HESTER
Howard	8-5-13-.5-0-0-0	4-4-8-1-0-0-0	1-4-5-.5-0-0-0	5-2-7-0-1-0-0	4-2-6-2-0-1-0	2-0-2-0-0-0-0	3-3-6-0-0-0-0	2-1-3-0-0-0-0
Idaho	7-6-13-0-0-0-0	1-3-4-0-0-0-0	1-1-2-1-0-0-0	7-3-10-0-0-0-0	2-1-3-0-0-0-0	3-1-4-0-1-0-0	2-2-4-0-0-0-0	3-0-3-0-0-0-0
Ohio State	5-3-8-0-0-0-0	4-1-5-0-0-0-0	2-1-3-1-0-0-0	7-1-8-1-0-0-0-0	1-1-2-0-0-0-0	3-1-4-1-0-0-0	5-2-7-0-0-0-0	2-1-3-0-0-0-0
San Jose State	1-6-7-.5-0-0-0	1-3-4-0-0-0-0	1-5-6-0-0-0-0	4-2-6-1-0-0-0-0	3-8-11-0-1-0-0	3-5-8-0-1-0-0	4-1-5-0-0-0-0	1-3-4-0-0-0-0
San Diego State	4-3-7-2-0-0-0-1.0	2-5-7-0-0-0-0	1-3-4-0-0-0-0	4-1-5-1-0-0-0-0	3-0-3-0-0-0-0	3-2-5-0-0-0-0	7-3-10-0-0-0-0	1-2-3-0-0-0-0
Air Force	8-3-11-1-0-0-0-1.0	1-0-1-0-0-0-0	6-2-8-1-0-0-0-0	7-1-8-1-0-0-0-0	5-0-5-0-0-0-0	3-1-4-0-0-0-0	8-3-11-0-0-0-0	10-2-12-0-0-0
Utah State	2-1-3-0-0-0-0-0	5-9-14-.5-0-0-0	0-4-4-.5-0-0-0	2-0-0-0-0-0-0-0	3-0-3-0-0-0-0	1-2-3-0-0-0-0	7-2-9-0-0-0-0	2-2-4-0-0-0-0
Fresno State	DNP	6-1-7-0-0-0-0	1-0-1-0-0-0-0	3-1-4-0-0-0-0-0	5-0-5-0-0-0-0	3-0-3-0-0-0-0	8-2-10-0-0-0-0	2-0-2-0-0-0-0
Hawaii	DNP	0-0-0-0-0-0-0	3-3-6-2-0-0-2	2-4-6-0-0-0-0-0	9-1-10-0-0-3-0	1-1-2-0-0-0-0	7-4-11-0-0-1-0	2-4-6-0-0-0-0
BYU	DNP	0-2-0-0-0-0-0	2-3-5-1-0-0-0-0	4-5-9-0-0-0-0-0	2-2-4-0-0-0-0	3-4-7-0-0-0-0	7-3-10-0-0-0-0	5-3-8-0-0-0-0

FIELD GOALS

PANTELS	ATT	MADE	PTS	GUTIERREZ	ATT	MADE	PTS
Howard	6 (44, 28, 43, 26, 30, 48)	4 (44, 28, 26, 30)	12	Howard	DNP		
Idaho	4 (40, 40, 22, 27)	3 (40, 22, 27)	9	Idaho	DNP		
Ohio State	1 (52)	N/A	0	Ohio State	1 (42)	0	0
San Jose State	DNP			San Jose State	0	0	0
San Diego State	DNP			San Diego State	1 (35)	1 (35)	3
Air Force	3 (40, 27, 34)	3 (40, 27, 34)	9	Air Force	DNP		
Utah State	DNP			Utah State	0	0	0
Fresno State	DNP			Fresno State	4 (38, 27, 23, 25)	4 (38, 27, 23, 25)	12
Hawaii	1 (32)	1 (32)	3	Hawaii	DNP		
BYU	1 (48)	0	0	BYU			
TOTALS	16	11	33	TOTALS	5	6	15

THE LAST TIME IN A REBEL FOOTBALL GAME

A KICKOFF WAS RETURNED FOR A TOUCHDOWN

UNLV: 98 yards by Deante' Purvis vs. Colorado State, Oct. 29, 2009
 OPP: 98 yards by Marcus Jones at Minnesota, Aug. 28, 2013

A PUNT WAS RETURNED FOR A TOUCHDOWN

UNLV: 52 yards by Troy Mason vs. San Diego State, Oct. 13, 2001
 OPP: 59 yards by DJ May vs. Wyoming, Nov. 12, 2016

A BLOCKED PUNT WAS RETURNED FOR A TOUCHDOWN

UNLV: Charles Williams at Central Michigan, Sept. 17, 2016
 OPP: Shaun Harper at Utah, Oct. 23, 2004

A BLOCKED FIELD GOAL WAS RETURNED FOR A TOUCHDOWN

UNLV: 53 yards by Sidney Hodge vs. Wyoming, Nov. 17, 2012
 OPP: 51 yards by Martez Shabazz at Minnesota, Aug. 28, 2013

AN INTERCEPTION WAS RETURNED FOR A TOUCHDOWN

UNLV: 65 yards by Javin White at Ohio State, Sept. 23, 2017
 OPP: 31 yards by Kaden Elliss of Idaho, Sept. 24, 2016

A FUMBLE WAS RETURNED FOR A TOUCHDOWN

UNLV: 20 yards by Dominic Baldwin at San Diego State, Oct. 8, 2016
 OPP: 75 yards by Devin Rollins of Howard, Sept. 2, 2017

A CONVERSION ATTEMPT WAS RETURNED FOR TWO POINTS

UNLV: Never
 OPP: Brand Ratcliff of New Mexico, Oct. 12, 2002

A SAFETY WAS RECORDED

UNLV: Team safety after a penalty was called in the end zone.
 vs. Northern Illinois, Sept. 13, 2014
 OPP: Team safety after Lexington Thomas gets tackled in the end zone
 at Ohio State, Sept. 23, 2017

A SHUTOUT WAS RECORDED ON THE ROAD

UNLV: 13-0 vs. Cal State Fullerton, Nov. 12, 1983
 OPP: 37-0 at Nevada, Reno, Oct. 8, 2011

A SHUTOUT WAS RECORDED AT SAM BOYD STADIUM

UNLV: 27-0 vs. Utah, Sept. 22, 2007
 OPP: 7-0 by San Diego State, Nov. 8, 2003

A TEAM DID NOT COMMIT A TURNOVER

UNLV: at Fresno State, Oct. 28, 2017
 OPP: BYU, Nov. 10, 2017

A TEAM DID NOT PUNT

UNLV: vs. Tennessee Tech, Sept. 7, 1985
 OPP: at Air Force, Nov. 19, 2011

A TEAM DID NOT HAVE A PENALTY

UNLV: at San Diego State, Oct. 8, 2016
 OPP: at TCU, Dec. 3, 2011



Jon Denton's 503 yards vs. SDSU were an NCAA freshman record.

A TIE GAME WAS PLAYED

UNLV: 16-16 vs. San Jose State, Nov. 23, 1985

A TEAM BLOCKED A PUNT

UNLV: Johnny Stanton vs. San Jose St., Sept. 30, 2017
 OPP: Arion Worthman of Air Force, Oct. 14, 2017

A TEAM BLOCKED A FIELD GOAL

UNLV: Dominic Baldwin vs. Idaho State, Sept. 26, 2015
 OPP: Joe Kawulok of Colorado State, Nov. 14, 2015

AN INDIVIDUAL KICKED FOUR OR MORE FIELD GOALS

UNLV: 4 by Daniel Gutierrez at Fresno State, Oct. 28, 2017
 OPP: 4 by Austin Lopez of San Jose State, Oct. 4, 2014

A 50-YARD FIELD GOAL WAS MADE

UNLV: 51 yards by Nicolai Bormand vs. Northern Illinois, Sept. 5, 2015
 OPP: 50 yards by John Baron at San Diego State, Oct. 8, 2016

AN INDIVIDUAL SCORED FOUR OR MORE TOUCHDOWNS

UNLV: 4 by Devante Davis vs. San Diego State, Nov. 30, 2013
 OPP: 5 by Arion Worthman of Air Force, Oct. 14, 2017

A TEAM HAD 600 OR MORE YARDS TOTAL OFFENSE

UNLV: 653 vs. Wyoming, Nov. 12, 2016
 OPP: 664 by Ohio State, Sept. 23, 2017

A TEAM SCORED AT LEAST 50 POINTS

UNLV: 69 vs. Wyoming, Nov. 12, 2016
 OPP: 52 by Utah State, Oct. 21, 2017

A TEAM SCORED AT LEAST 60 POINTS

UNLV: 69 vs. Wyoming, Nov. 12, 2016
 OPP: 66 by Wyoming, Nov. 12, 2016

A PASS WAS COMPLETED FOR AT LEAST 70-79 YARDS

UNLV: 75 by Blake Decker to Devonte Boyd vs. UH, Nov. 7, 2015
 OPP: 75 by Jordan Love to Nathan Jordan vs Utah State, Oct. 21, 2017

A PASS WAS COMPLETED FOR AT LEAST 80 YARDS OR MORE

UNLV: 94 by Armani Rogers to Devonte Boyd vs. Idaho, Sept. 9, 2017
 OPP: 92, by Anu Solomon to Austin Hill of UA, Aug. 29, 2014

AN INDIVIDUAL PASSED FOR AT LEAST 400 YARDS

UNLV: 401 by Jon Denton vs. SJSU, Nov. 22, 1997
 OPP: 469 by Brett Rypien of Boise State, Oct. 31, 2015

AN INDIVIDUAL PASSED FOR AT LEAST 500 YARDS

UNLV: 503 by Jon Denton vs. SDSU, Nov. 16, 1996
 OPP: 546 by Cody Ledbetter of NMSU, Nov. 18, 1995

AN INDIVIDUAL PASSED FOR AT LEAST 200 YARDS AND RUSHED FOR AT LEAST 100 YARDS

UNLV: 252 yards passing, 157 yards rushing by Kurt Palandech vs. Wyoming, Nov. 12, 2016
 OPP: 284 yards passing, 122 yards rushing by Eric Hisaw of Idaho, Sept. 17, 1994

AN INDIVIDUAL COMPLETED AT LEAST 30 PASSES

UNLV: 34 by Caleb Herring vs. Hawaii, Oct. 12, 2013
 OPP: 35 by Brett Rypien of Boise State, Oct. 31, 2015

AN INDIVIDUAL THREW AT LEAST FIVE INTERCEPTIONS


UNLV: 6 by Bob Stockham vs. USL, Nov. 20, 1993
 OPP: 5 by Dave Henigan of Pacific, Oct. 3, 1992

AN INDIVIDUAL INTERCEPTED AT LEAST THREE PASSES

UNLV: 3 by Ed Saignes vs. Idaho State, Oct. 13, 1984
 OPP: 3 by Darius Cunnigan of Pacific, Oct. 3, 1992

AN INDIVIDUAL HAD AT LEAST 10 RECEPTIONS

UNLV: 10 by Devonte Boyd vs. Wyoming, Nov. 12, 2016
 OPP: 10 by Thomas Sperbeck of Boise State, Oct. 31, 2015



Dalton Sneed's memorable 91-yard run came in the 2016 win over Fresno State

A TEAM PASSED FOR LESS THAN 100 YARDS

UNLV: 85 vs. Utah State, Oct. 21, 2017
 OPP: 46 vs. Nevada, Reno, Nov. 29, 2014

A TEAM HAD TWO RECEIVERS WITH AT LEAST 100 YARDS

UNLV: 116 by Devonte Boyd and 105 by Aaron Criswell vs. Boise State, Oct. 31, 2015
 OPP: 114 by Tim Crawley and 104 by Tre Hartley of San Jose State, Oct. 29, 2016

AN INDIVIDUAL RUSHED FOR AT LEAST 200 YARDS

UNLV: 220 by Tim Cornett at Air Force, Nov. 21, 2013
 OPP: 206 by Jeremy McNichols of Boise State, Nov. 18, 2016

A RUN WENT FOR AT LEAST 50-59 YARDS

UNLV: 55 by Lexington Thomas at Air Force., Oct. 14, 2017
 OPP: 54 by Squally Canada of BYU, Nov. 10, 2017

A RUN WENT FOR AT LEAST 60-69 YARDS

UNLV: 62 by Lexington Thomas vs. Idaho, Sept. 9, 2017
 OPP: 60 by Donnell Pumphrey vs. San Diego State, Nov. 21, 2015

A RUN WENT FOR AT LEAST 70-79 YARDS

UNLV: 76 by Kurt Palandech vs. Wyoming, Nov. 12, 2016
 OPP: 72 by Brian Hill of Wyoming, Nov. 28, 2015

A RUN WENT FOR 80 YARDS OR MORE

UNLV: 91 by Dalton Sneed vs. Fresno State, Oct. 1, 2016
 OPP: 83 by Tyler Ervin of San Jose State, Oct. 4, 2014

A TEAM RUSHED FOR AT LEAST 300 YARDS

UNLV: 375 vs. Utah State, Oct. 21, 2017
 OPP: 401 at Air Force, Oct. 14, 2017

A TEAM RUSHED FOR LESS THAN 50 YARDS

UNLV: 33, vs. Air Force, Nov. 8, 2014
 OPP: 6 vs. Hawaii, Sept. 17, 2011

A TEAM HAD TWO RUNNERS WITH AT LEAST 100 YARDS

UNLV: 153 by RB Charles Williams and 147 by QB Dalton Sneed, vs. Fresno State, Oct. 1, 2016
 OPP: 141 by RB Donnell Pumphrey and 110 by RB Rashaad Penny of San Diego State, Oct. 8, 2016

2017 UNLV NUMERICAL ROSTER

NO	NAME	POS	HGT	WGT	CL-EX	HOMETOWN	HIGH SCHOOL/PREVIOUS SCHOOL(S)
1	Armani Rogers	QB	6-5	225	FR-RS	Los Angeles, CA	Hamilton HS
2	Mekhi Stevenson	WR	6-0	180	SO-1L	Lemon Grove, CA	Helix HS
3	Lexington Thomas	RB	5-9	170	JR-2L	Houston, TX	Benjamin Davis HS
4	Johnny Stanton	QB/LB	6-2	245	SR-1L	R.S. Margarita, CA	Santa Margarita HS/Nebraska/Saddleback C.
5	Brian Keyes	LB	6-1	250	SR-1L	Surprise, AZ	Willow Canyon HS/Arizona/Scottsdale CC
6	Tykenzie Daniels	DB	5-9	190	FR-RS	Richmond, TX	Foster HS
7	Jericho Flowers	DB	5-10	175	SO-1L	Los Angeles, CA	Hamilton HS
7	Reggie Whitfield	DB	5-10	155	FR-HS	Corona, CA	Centennial HS
8	Charles Williams	RB	5-9	185	SO-1L	Fresno, CA	Bullard HS
9	Trevor Kanteman	TE/LS	6-4	240	SR-1L	Simi Valley, CA	Royal HS/Illinois/LA Pierce College
10	Darren Woods Jr.	WR	6-0	220	SO-1L	Missouri City, TX	Elkins HS
11	Drew Tejchman	WR	5-11	185	FR-HS	Acworth, GA	North Cobb HS
13	Tim Hough	DB	5-11	185	JR-2L	Las Vegas, NV	Desert Pines HS
14	Kurt Palandech	QB	6-2	185	SR-2L	Plainfield, IL	North HS/North Dakota/Laney College
15	Soli Afalava	DB	6-2	205	SO-1L	Hau'ula, HI	Kahuku HS
15	Marckell Grayson	QB	6-0	200	FR-HS	Las Vegas, NV	Desert Pines HS
16	Javin White	LB/DB	6-2	195	SO-1L	Oakland, CA	McClymonds HS
17	Evan Austrie	DB	6-0	195	SO-1L	Valejo, CA	Valejo HS
17	Rasheem Parks	QB	6-0	215	SR-TR	Las Vegas, NV	Arbor View HS/Pima CC
18	Jeremy Clark	WR	6-2	195	FR-HS	La Mirada, CA	La Mirada HS
19	Mark Finau	DL	6-3	235	SR-2L	Valley Glen, CA	Cathedral HS/LA Valley College
20	Jameer Outsey	DL	6-3	240	JR-TR	Somerset, NJ	Franklin Township HS/Iowa/Mesa CC
21	Chauncey Scissum	DB	6-2	210	SR-TR	Henrietta, NY	Rush-Henrietta HS/Syracuse
21	Feena Phakasoum	DB	5-9	180	FR-HS	San Diego, CA	Mira Mesa HS
22	Demitrious Gibbs	DB	6-4	190	SO-TR	Chula Vista, CA	Chula Vista HS/Southwestern College
23	Greg Francis	DB	6-2	195	FR-HS	Las Vegas, NV	Bishop Gorman HS
24	Robert Jackson	DB	6-2	205	SR-1L	Fort Myers, FL	Lehigh Senior HS/College of the Sequoias
25	Gabe McCoy	LB	6-2	215	SO-1L	Pittsburg, CA	Pittsburg HS
26	Jocquez Kalili	DB	5-11	185	JR-TR	Las Vegas, NV	Desert Oasis HS/Arizona/Mesa CC
27	David Tate Jr.	LB	6-1	220	FR-RS	Fresno, CA	Edison HS
27	Dorian Naiditch	PK	5-4	155	SO-SQ	Carlisle, PA	Carlisle HS
28	Tariq Hollandsworth	RB	5-11	210	FR-HS	Sacramento, CA	Sacramento HS
29	Evan Owens	RB	6-1	215	JR-TR	Tracy, CA	Kimball HS/San Joaquin Delta College
29	Nic Wilson	DB	5-9	165	FR-HS	San Bernardino, CA	Cajon HS
30	Evan Pantels	P/PK	5-10	190	JR-1L	Suwanee, GA	Peachtree Ridge HS/Georgia St./Georgia Military
31	Kyle Moses	DB	5-9	180	FR-HS	San Diego, CA	Mater Dei Catholic HS
32	Daniel Gutierrez	P/PK	5-10	200	FR-HS	Los Angeles, CA	Granada Hills Charter HS
33	Dalton Baker	DB	5-11	185	JR-2L	Las Vegas, NV	Bishop Gorman HS
34	Rashad Walker	RB	6-2	215	FR-HS	Gurnee, IL	Warren Township HS
35	Xzaviar Campbell	RB	5-11	225	JR-2L	Bellaire, TX	Bellaire HS
36	Tyree Jackson	RB	5-8	175	FR-RS	Pensacola, FL	Booker T. Washington HS
37	Christian Minor	DB	5-9	200	FR-RS	North Las Vegas, NV	Canyon Springs HS
38	Ty'Jason Roberts	DB	6-0	195	JR-TR	West Los Angeles, CA	Hamilton HS/Arizona State
39	Daniel Godfrey	LB/FB	5-8	230	FR-RS	Las Vegas, NV	Sierra Vista HS
40	Alonzell Hendersen	RB	5-10	145	FR-HS	Northridge, CA	Cleveland HS
41	Jamaal Neal	TE/H-B	6-1	250	FR-HS	South Gate, CA	South Gate HS
42	Salanoa-Alo Wily	DL	6-0	295	JR-2L	Laie, HI	Kahuku HS
43	Tim Holt	TE	6-2	230	SR-1L	Yorba Linda, CA	Yorba Linda HS/Fullerton College
44	Jacob Rominger	LB	6-2	230	JR-TR	Overland Park, KS	Blue Valley NW HS/Highland CC
45	Giovanni Fauolo	TE	6-2	250	FR-RS	Oakley, CA	Freedom HS
46	Noah Bean	TE	6-2	245	FR-HS	Simi Valley, CA	Grace Brethren HS
47	Trey Austin	DB	5-10	190	FR-HS	Bear, DE	Middletown HS
48	Bailey Laolagi	LB	6-1	220	JR-2L	Folsom, CA	Folsom HS
49	Aaron Borg	LB	6-1	240	JR-1L	Scottsdale, AZ	Saguaro HS/Utah
50	Kyler O'Halloran	LB	6-0	225	SR-1L	Kailua Kona, HI	Kealakehe HS/Ventura CC
51	Zack Singer	OL	6-2	320	JR-1L	Las Vegas, NV	Bishop Gorman HS/Kent State
52	JD Alexander*	LB	6-2	225	SO-TR	Los Angeles, CA	Basha HS/Arizona State
53	Farrell Hester II	LB	6-1	240	FR-HS	Las Vegas, NV	Bishop Gorman HS
54	Spencer Katoanga	LB	6-0	225	FR-HS	Oceanside, CA	El Camino HS/AFA Prep
55	Kyle Hollabaugh	LB	6-0	235	FR-HS	Seattle, WA	O'Dea HS
56	Roger Mann	DL	6-3	265	JR-TR	San Diego, CA	Rancho Bernardo HS/Palomar College

2017 UNLV FOOTBALL

57	Joe Lang	LS	6-2	225	JR-1L	Pullman, WA	Pullman HS/Washington State
58	Nathan Guzman	LS	5-10	185	JR-TR	Whittier, CA	Bishop Amat HS/Mt. SAC
59	Rasheed Parks	DL	6-2	235	SR-TR	Las Vegas, NV	Arbor View HS/Pima CC
60	Andrew Erbes	OL	6-2	310	SR-1L	Scottsdale, AZ	Saguaro HS/Mesa College/Idaho
61	Angel Torres	DL	5-11	275	FR-RS	Las Vegas, NV	Desert Pines HS
62	Nate Oishi	OL	5-10	285	JR-2L	Honolulu, HI	Iolani HS
63	J'Ondray Sanders	OL	6-5	290	SR-2L	Henderson, NV	Basic HS
64	Nathan Jacobson	OL	6-5	280	JR-2L	Snohomish, WA	Snohomish HS
65	Donovan Outlaw	OL	6-4	290	FR-RS	Henderson, NV	Coronado HS
66	Ammir Aziz	DL	6-6	335	JR-1L	Las Vegas, NV	Durango HS
67	Jackson Reynolds	OL	6-0	275	FR-HS	Henderson, NV	Foothill HS
70	Sid Acosta	OL	6-1	305	JR-TR	Corona, CA	Centennial HS/Riverside City College
71	Justice Oluwaseun	OL	6-2	325	FR-HS	Richmond, TX	Foster HS
72	Matt Brayton	OL	6-3	310	FR-RS	Monrovia, CA	Bishop Amat HS
73	Ashton Morgan	OL	6-5	290	FR-HS	Chico, CA	Pleasant Valley HS
74	Julio Garcia II	OL	6-3	310	SO-1L	Las Vegas, NV	Bishop Gorman HS
75	Jaron Caldwell	OL	6-4	325	SO-1L	Las Vegas, NV	Bishop Gorman HS
76	Kyle Saxelid	OL	6-7	290	SR-3L	Elk Grove, CA	Cosumnes Oaks HS
77	Michael Chevalier	OL	6-3	300	SR-1L	San Diego, CA	Mt. Carmel HS/San Diego Mesa College
78	Justin Polu	OL	6-4	325	SO-1L	Henderson, NV	Silverado HS
79	Daniel Schoene	OL	6-6	310	FR-HS	Bakersfield, CA	Bakersfield HS
80	Brandon Presley	WR	6-0	180	SO-1L	Temecula, CA	Great Oak HS
81	Andre Collins Jr.	WR	6-4	205	FR-RS	Hacienda Heights, CA	Mater Dei HS
82	Elijah Trosclair	WR	6-3	200	SO-1L	Sacramento, CA	Sacramento HS
83	Devonte Boyd	WR	6-1	185	SR-3L	Henderson, NV	Basic HS
84	Kendal Keys	WR	6-4	205	JR-2L	San Diego, CA	Helix HS
85	Christian Clapp	WR	6-1	190	SR-2L	Honolulu, HI	Kaiser HS
86	Darren Palmer	DB/WR	6-0	200	JR-TR	Lithia Springs, GA	Lithia Springs HS/CSN
86	Russell Shaw	WR	5-11	210	JR-TR	Los Angeles, CA	Hamilton HS/El Camino College
88	Cody Scherff	TE	6-6	250	JR-TR	Albert Lea, MN	Albert Lea Senior HS/Rochester CC
89	Brandon Gahagan	WR	5-11	175	FR-TR	Las Vegas, NV	Bishop Gorman HS/Oregon
90	Jalil Briley	DL	6-3	230	SO-SQ	Las Vegas, NV	Bonanza HS
91	Nate Neal	DL	6-3	230	FR-HS	Montclair, CA	Etiwanda HS
92	Rodney Jones	DL	6-3	250	FR-RS	Stockton, CA	Lincoln HS
93	Riley Erickson	P/PK	6-0	190	FR-HS	Chandler, AZ	Desert Vista HS
94	Kolo Uasike	DL	6-0	320	FR-HS	Mesa, AZ	Skyline HS
95	Jason "Pop" Fao	DL	6-0	310	SR-2L	Long Beach, CA	Long Beach Poly HS/Long Beach City College
96	Jalen Graves	DL	6-0	240	FR-HS	Las Vegas, NV	Desert Pines HS
97	Jamal Holloway	DL	6-3	225	FR-RS	Camden, NJ	Camden HS
98	Nick Dehdashtian	DL	6-1	290	SO-1L	R.S. Margarita, CA	Santa Margarita Catholic HS
99	Mike Hughes Jr.	DL	6-2	315	SR-3L	Las Vegas, NV	Palo Verde HS

UNLV PRONUNCIATION GUIDE

Soli Afalava (15)So-lee AH-fah-LAH-vah
Jaron Caldwell (75).....JERRIN
Xzaviar Campbell (35) X-ZAY-vee-er CAM-bull
Michael Chevalier (77)chev-VAHL-yay
Nick Dehdashtian (98)dah-DASH-tee-in
Jason Fao (95)FOW (rhymes with ow)
Giovanni Fauolo (45).....fow-OH-low
Mark Finau (19)FEE-now
Brandon Gahagan (89).....guh-HAY-gan
Kyle Hollabaugh (55).....HOL-la-bah
Tariq Hollandsworth (28).....tah-REEK
Tim Hough (13)HUFF
Jocquez Kalili (26).....jah-QUEZ kuh-LILLY
Trevor Kanteman (9).....CANT-ah-min
Spencer Katoanga (54).....CAT-toe-WAN-gah
Bailey Laolagi (48)lau-LONG-ee
Dorian Naiditch (27).....NAY-ditch

Nate Oishi (62).....oh-E-she
Justice Oluwaseun (71).....OLA-wah-SHOWN
Kurt Palandech (14)PAL-in-deck
Feena PhakasoumPAK-ah-soum
Justin Polu (78)PO-lew
J'Ondray Sanders (63)j-ON-dray
Kyle Saxelid (76) SAX-ah-lid
Daniel Schoene (79).....SHOW-nee
Chauncey Scissum (21).....SIS-um (C is silent)
Drew Tejchman (11).....TECK-min
Kolo Uasike (94).....CO-low WAH-skay
Javin White (16).....JAY-vin
Salanoa-Alo Wily (42)
SAH-la-NO-ah AH-lo WHY-lee

Coach Travis Burkett..... bur-KETT
Coach Cedric Cormiercor-MEER