



THE UNIVERSITY OF NEW MEXICO

2017-18 MEN'S BASKETBALL

15 NCAA Tournament Appearances
WAC Champions: 1964, 1968, 1974, 1978, 1993, 1994, 1996
Six Mountain West Tournament Championships:
2005, 2009, 2010, 2012, 2013, 2014

2017-18 SCHEDULE

DATE	OPPONENT	TV	TIME (MT)
Oct. 27	BYU (Exhibition)	N/A	L, 79-73
Nov. 11	Northern N.M.	MWN	W, 147-76
Nov. 14	Omaha	MWN	W, 102-71
Nov. 17	at New Mexico State	AGGIEVISION	L, 75-56
Nov. 21	Tennessee Tech	MWN	L, 104-96

2017 Emerald Coast Classic, Niceville, Fla.

Nov. 24	vs. TCU	CBSSN	L, 69-67
Nov. 25	vs. Maryland	ECC Web	L, 80-65

2017 Mtn West/Missouri Valley Challenge

Nov. 29	Evansville	AT&TSN	W, 78-59
Dec. 2	at UTEP	CUSA.tv	L, 88-76
Dec. 6	at Colorado	Pac-12 Net.	L, 75-57
Dec. 9	New Mexico State	ESPN3	L, 65-62
Dec. 16	#23 Arizona	CBSSN	L, 89-73
Dec. 19	Rice	AT&TSN	W, 78-69
Dec. 22	Prairie View	AT&TSN	W, 87-78
Dec. 27	Air Force*	AT&TSN	W, 87-58
Dec. 30	at Nevada*	AT&TSN	L, 77-74
Jan. 3	at (RV) Boise State*	ESPN3	L, 90-62
Jan. 6	San José State*	MWN	W, 80-47
Jan. 10	Wyoming*	MWN	W, 75-66
Jan. 13	at Fresno State*	ESPN3	L, 89-80
Jan. 17	at UNLV*	ESPN3	W, 85-81
Jan. 20	San Diego State*	CBSSN	W, 79-75
Jan. 27	Colorado State*	ESPN3	W, 80-65
Jan. 31	at Utah State*	MWN	L, 89-80
Feb. 3	at San José State*	AT&TSN	W, 71-68
Feb. 6	Boise State*	ESPNU	L, 73-71
Feb. 10	at Air Force*	ESPN3	L, 100-92
Feb. 14	Utah State*	MWN	W, 78-63
Feb. 20	at Wyoming*	AT&TSN	W, 119-114
Feb. 25	UNLV*	CBSSN	W, 91-90
Feb. 28	at Colorado State*	AT&TSN	W, 108-87
Mar. 3	Fresno State*	ESPN3	W, 95-86 OT

2017 MW Championship (Hosted by UNLV)

Mar. 7	MW First Round	BYE
Mar. 8	MW Quarterfinals vs Wyo/SJSU	
	CBS SportsNet	8:30 p.m. PT/9:30 p.m. MT
Mar. 9	MW Semifinals	
	CBS SportsNet	8:30 p.m. PT/9:30 p.m. MT
Mar. 10	MW Championship	
	CBS Sports	3 p.m. PT/4 p.m. MT

Bold denotes home game at Dreamstyle Arena (15,411)

italics denotes tournament

*denotes Mountain West game

Game times listed are Mountain time and subject to change

2018 Mountain West Championships - Quarterfinals



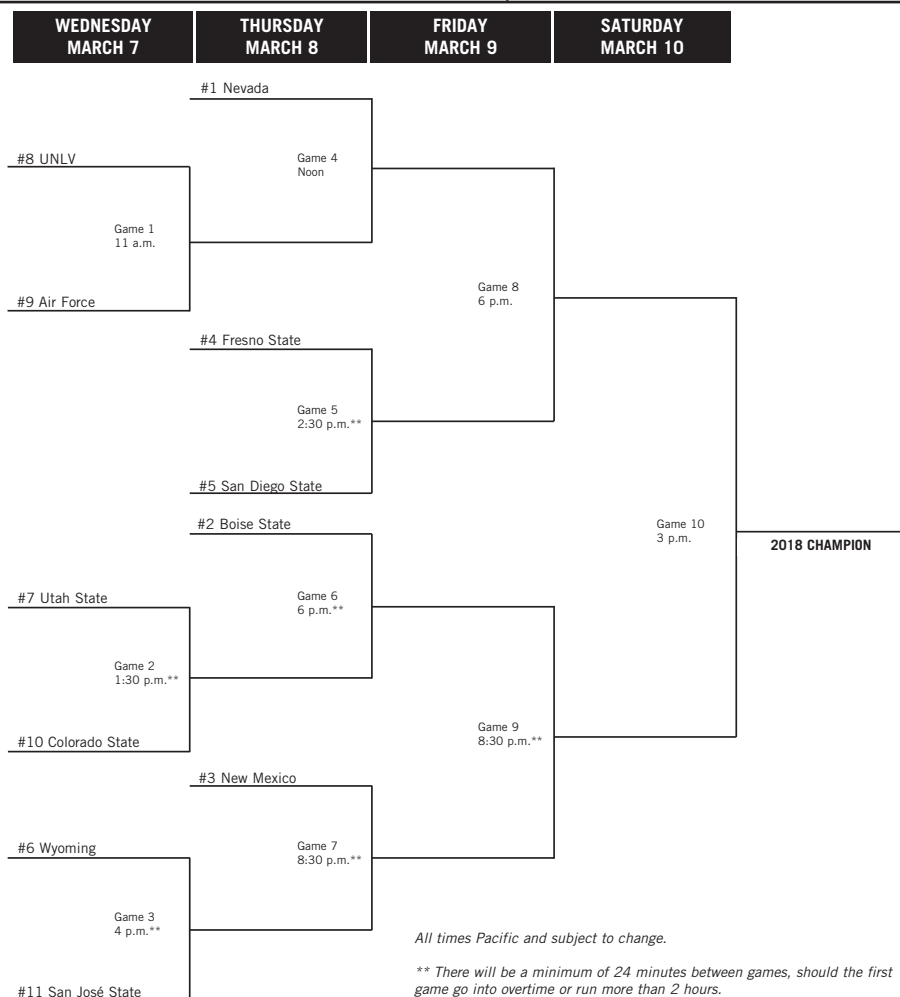
New Mexico Lobos

Record 17-14, 12-6 MW
Conference Mountain West
Head Coach Paul Weir (York, '04)
Record at UNM 17-14 (First Season)
Career Record 45-20 (Second Season)

Media Information

Tip-Off: 8:30 p.m. PT/9:30 p.m. MT
Location: Thomas & Mack Center
Las Vegas, Nev.
Capacity: 19,522

Live TV: CBS SportsNet
Radio: 770 KOB-AM
94.5 FM
Play-By-Play: Lobo Radio Network
Analyst: Robert Portnoy
Live Stats: Hunter Greene
Lobos.statbroadcast.com



LOBOS IN THE SEMIFINALS

The Lobos earned a first-round bye in the 2018 Mountain West Championships for the second-straight season, clinching the third seed with a victory over Fresno State on Saturday. The Lobos will face either No. 6 seed Wyoming or No. 11 seed San José State in the semifinals on Thursday.

This season, UNM swept Wyoming and SJSU. UNM vs Wyoming in Laramie marked the first time in program history that the Lobos have scored over 100 points in back-to-back road games.

Chelsea Pitvorec | Assistant Director of Athletic Communications
Email: cpitvorec@unm.edu | Cell: 352-422-2875



BY THE NUMBERS (MW)

2017-18 Stats Through 3/3/18

Statistic	All Games - MW	MW Games
Scoring:	82.3 ppg - 3rd	83.7 - 2nd
Scoring Defense:	77.9 ppg - 9th	78.8 - 7th
Scoring Margin:	+4.4 - 6th	+4.9 - 4th
Field Goal %:	.453 - 7th	.481 - 2nd
Def. Field Goal %:	.485 - 11th	.499 - 11th
3-Point FG %:	.377 - 4th	.399 - 1st
Def. 3-Point FG %:	.385 - 10th	.397 - 10th
Free Throw %:	.773 - 1st	.776 - 1st
Off. Rebounding%:	31.5 - 11th	29.3 - 11th
Def. Rebounding%:	36.3 - T9th	34.0 - 6th
Reb. Margin:	-4.9 rpg - 11th	-4.7 - 10th
Assists:	15.9 apg - 3rd	15.9 - 1st
Turnover Margin:	+4.3 - 1st	+3.6 - T1st
Asst/TO Ratio:	1.3 A/TO - 3rd	1.3 - 3rd
Steals:	7.5 spg - 1st	7.2 - 1st
Blocks:	2.9 bpg - 7th	2.8 - T7th

KENPOM.COM

Category	Offense	Defense	D-I Avg
Adj. Efficiency	113.5 52	107.9 220	105.6
Adj. Tempo	71.8 41		68.6
Avg. Poss. Length	16.5 78	16.7 57	17.4
Four Factors			
Effective FG%:	53.5 77	55.0 322	51.0
Turnover %:	17.0 70	22.4 12	18.5
Off. Reb. %:	26.0 263	31.9 301	28.7
FTA/FGA:	34.3 148	40.5 306	33.5
Miscellaneous Components			
3P%:	37.4 66	38.9 332	35.2
2P%:	51.0 140	53.5 298	50.0
FT%:	77.0 24	71.7 203	71.4
Block%:	11.4 310	7.1 274	9.3
Steal%:	8.0 100	9.6 99	8.7
Style Components			
3PA/FGA:	48.5 7	30.7 15	37.5
A/FGM:	56.4 75	48.5 79	52.4
Defensive Fingerprint:	Mostly Man		
Point Distribution (% of total points)			
3-Pointers:	40.8 13	25.8 334	31.4
2-Pointers:	39.4 350	53.3 53	49.6
Free Throws:	19.8 123	20.9 83	19.0
Strength of Schedule			
Components:	106.6 113	103.8 84	105.6
Overall:	+2.81 92		0.00
Non-conference:	+1.88 118		0.00
Personnel			
Bench Minutes:	40.8% 14		31.6%
Experience:	2.01 yrs 80		1.70
Minutes Continuity:	24.9% 321		48.4%
Average Height:	77.0" 144		76.8"

MATCHING UP WITH WYOMING AND SAN JOSÉ STATE

STATISTIC	UNM	WYO	SJSU
Scoring Offense	82.3	80.1	66.0
Scoring Defense	77.9	79.1	75.4
Scoring Margin	+4.4	+1.1	-9.4
Field Goal Pct.	.453	.443	.435
Field Goal Pct. Defense	.485	.442	.435
3-Point FG Pct.	.377	.345	.364
3-Point FG Pct. Defense	.385	.368	.349
Free Throw Pct.	.773	.741	.689
Rebounds per Game	31.5	35.3	36.1
Rebound Margin	-4.9	-4.1	+3.7
Steals per game	7.5	6.5	4.6
Blocks per game	2.9	4.0	2.3
Assists per game	15.9	15.4	12.8
Turnovers per game	12.6	13.8	16.4
Turnover Margin	+4.3	+1.1	-5.7
Assist/Turnover Ratio	1.3	1.1	0.8

LAST TIME OUT

The Lobos took on Fresno State on Saturday night in Dreamstyle Arena - The Pit and claimed a 95-86 overtime victory to clinch third place in the final Mountain West standings and the third seed in the 2018 Mountain West Championships. Following Saturday night's game, the Lobos honored a trio of seniors including Sam Logwood, Joe Furstinger and Antino Jackson.

WE'RE STREAKING!

Saturday night's game against Fresno State extended UNM's longest win streak of the season to five.

LOBOS IN OVERTIME

Saturday night's game against Fresno State marked the first time this season that the Lobos have played to overtime - and the first overtime win since March 7, 2015 against Wyoming in Albuquerque (52-49).

DOUBLE-FIGURE STREAK

Junior Anthony Mathis has scored in double figures in the last 18 games of the season, spanning the entirety of conference play. He has accumulated a team-best 25 double-digit scoring games this season. In his first two seasons at UNM, Mathis averaged just 2.3 and 2.9 points per game, this season he leads the Lobos with 13.3.

Mathis has also gone 18 straight games scoring at least one 3-pointer, good for ninth in UNM history.

FURSTINGER BLOCK PARTY

Senior Joe Furstinger collected his 100th career block on Sunday, Feb. 25, against UNLV. He posted two blocks on the night for a total of 101 career blocks, and now has 103 to rank eighth in program history for most blocks in a career.

STANDOUT FRESHMAN - MALUACH MAKING HISTORY

Freshman Makuach Maluach is currently second on the Lobo squad in points per game with 12.7 in conference play. He averages 23.4 minutes per game since MW competition started and has made his way into the Lobo record book with a total of 306 points on the season. He currently ranks ninth all-time in program history for most points scored by a freshman.

He also scored the gamewinner for the Lobos in the 91-90 victory over UNLV with 16 seconds left to propel UNM to the win. His name has been tossed around for the prestigious Freshman of the Year honor in the Mountain West this season.

NEW MEXICO NOTES

MATHIS SETS NEW RECORD

With his pair of 3-pointers in the Lobos' game against Colorado State on Feb. 28, junior Anthony Mathis broke the 16-year-old, all-time UNM record for most 3-point field goals scored in a conference season. The previous record of 59 was set by Marlow White in the 1993-94 season and tied by Ruben Douglas in 2002-03. Mathis now has 66.

MATHIS - RANKED 4TH IN THE NATION

Junior Anthony Mathis is currently ranked 4th in the country in 3-point field goal percentage, firing at a clip of 49.5 percent from behind the arc. He has hit a team-high 95 3-pointers on the season. He is also ranked 29th in 3-point field goals per game (3.06) and 28th in total 3-pointers made on the season.

Mathis is moving his way up in the UNM record book. His 95 3-pointers ranks him fourth all-time in Lobo history for 3-pointers in a single season.

3-Point Field Goals Made in a Season:

1.	Kevin Henry	1998-99	102
2.	Roman Martinez	2009-10	99
3.	Clayton Shields	1996-97	96
4.	Anthony Mathis	2017-18	95
5.	Marlow White	1993-94	94
	Ruben Douglas	2002-03	94
7.	Troy DeVries	2004-05	93
8.	Clayton Shields	1997-98	90
9.	Elijah Brown	2015-16	89
10.	Chad Toppert	2006-07	85
	Chad Toppert	2007-08	85

3-POINT FRENZY - 7TH IN THE NATION

The Lobos are currently seventh in the nation in 3-pointers made per game (11.1) and also seventh in total 3-pointers made on the season (345).

3-POINTER STREAK

The Lobos have scored 10 3-pointers or more in the last 12 straight games and have done so in 23 of their 31 games this season.

SHATTERING 3-POINT RECORDS

The Lobos have already shattered five UNM program 3-pointer records on the season including the following: (Old record/new record set)

- Most 3-pointers attempted in a conference game (34/36 vs San Jose State Jan. 6)
- Most 3-pointers scored in a season (301/345)
- Most 3-pointers attempted in a season (782/914)
- Most 3-pointers scored in a conference season (179/202)
- Most 3-pointers attempted in a conference season (439/506)

FINAL MOUNTAIN WEST STANDINGS

Place	School	MW	MW Pct.	Overall	Overall Pct.	Streak
1.	Nevada	15-3	0.833	26-6	0.813	L1
2.	Boise State	13-5	0.722	23-7	0.767	W1
3.	New Mexico	12-6	0.667	17-14	0.548	W5
4.	Fresno State	11-7	0.611	21-10	0.677	L1
	San Diego State	11-7	0.611	19-10	0.655	W6
6.	Wyoming	10-8	0.556	19-12	0.613	L1
7.	UNLV	8-10	0.444	19-12	0.613	L5
	Utah State	8-10	0.444	15-16	0.484	W1
9.	Air Force	6-12	0.333	12-18	0.400	W1
10.	Colorado State	4-14	0.222	11-20	0.355	L4
11.	San José State	1-17	0.056	4-25	0.138	L1

USA TODAY COACHES POLL

Week 17: As of 3/5/2018						
No.	School	Record	Pts.	1st	Prev.	Chg.
1	Virginia	28-2	800	32	1	0
2	Xavier	27-4	753	0	4	2
3	Villanova	27-4	730	0	5	2
4	Duke	25-6	678	0	3	-1
5	Michigan St	29-4	619	0	2	-3
6	Gonzaga	28-4	616	0	7	1
7	Michigan	28-7	605	0	13	6
8	Cincinnati	27-4	579	0	10	2
9	Kansas	24-7	566	0	6	-3
10	Purdue	28-6	553	0	8	-2
11	North Carolina	22-9	441	0	9	-2
12	Tennessee	23-7	402	0	17	5
13	Texas Tech	23-8	386	0	12	-1
14	Wichita St.	24-6	382	0	11	-3
15	Auburn	25-6	321	0	15	0
16	Ohio St	24-8	303	0	14	-2
17	Arizona	24-7	278	0	22	5
18	West Virginia	22-9	241	0	19	1
19	St. Mary's	28-4	227	0	20	1
20	Clemson	22-8	183	0	18	-2
21	Houston	24-6	123	0	26	5
22	Nevada	26-6	122	0	21	-1
23	Florida	20-11	106	0	31	8
24	Rhode Island	23-6	66	0	16	-8
25	Miami-Florida	22-8	57	0	37	12

Others receiving votes: Kentucky 41; Creighton 39; Loyola (Ill.) 30; Middle Tennessee 28; North Carolina State 18; St. Bonaventure 17; TCU 17; Virginia Tech 17; Seton Hall 14; Arizona State 8; New Mexico State 7; Arkansas 6; Florida State 5; Missouri 5; Texas A&M 5; Oklahoma 3; Baylor 2; Kansas State 1.

ASSOCIATED PRESS POLL

As of 3/5/2018				
No.	School	Record	Pts.	Prev. Rk.
1	Virginia (65)	1,625	28-2	1
2	Villanova	1,516	27-4	4
3	Xavier	1,510	27-4	3
4	Michigan State	1,346	29-4	2
5	Duke	1,340	25-6	5
6	Gonzaga	1,254	28-4	7
7	Michigan	1,231	28-7	15
8	Cincinnati	1,213	27-4	10
9	Kansas	1,129	24-7	6
10	Purdue	1,096	28-6	8
11	Wichita State	861	24-6	11
12	North Carolina	852	22-9	9
13	Tennessee	825	23-7	16
14	Texas Tech	784	23-8	12
15	Arizona	739	24-7	19
16	Auburn	692	25-6	14
17	Ohio State	603	24-8	13
18	West Virginia	486	22-9	20
19	Clemson	422	22-8	18
20	Saint Mary's	385	28-4	22
21	Houston	247	24-6	25
22	Nevada	218	26-6	21
23	Florida	192	20-11	NR
24	Miami (FL)	191	22-8	NR
25	Rhode Island	86	23-6	17

Others receiving votes: St. Bonaventure 72, Kentucky 66, TCU 45, Loyola-Chicago 43, Virginia Tech 15, Seton Hall 10, Middle Tennessee 9, Creighton 8, Arkansas 4, NC State 2, Nebraska 2, Kansas State 2, Buffalo 1, New Mexico State 1, Texas A&M 1, Florida State.

MW PRESEASON POLL

Place	School (1st Place Votes)	Points
1.	Nevada (19)	257
2.	San Diego State (2)	229
3.	Boise State (2)	211
4.	Fresno State	188
5.	Colorado State	154
6.	UNLV (1)	138
7.	Wyoming	133
8.	Utah State	102
9.	New Mexico	93
10.	San José State	41
11.	Air Force	38

LOBOS RECORD WHEN ...	OVERALL	MW
Overall	17-14	12-6
At home	13-4	8-1
On the road	4-8	4-5
At neutral sites	0-2	0-0
After a win	10-6	8-4
After a loss	6-8	4-2
In overtime	0-0	0-0
vs. ranked opponents	0-1	0-0
In Cherry jerseys	1-8	1-4
In Silver jerseys	0-0	0-0
In White jerseys	13-5	9-2
In Turquoise jerseys	3-1	2-0
Games decided by 1-4 points	4-4	4-2
Games decided by 5-9 points	5-4	3-3
Games decided by 10-19 points	3-5	2-0
Games decided by 20+ points	5-1	3-1
Leading at half	13-3	8-2
Trailing at half	3-11	3-4
Tied at half	1-0	1-0
Shooting 50% or better	7-2	6-2
Shooting between 40-49.9%	10-4	6-3
Shooting less than 40%	0-8	0-1
Opponent shoots 50% or better	5-9	4-4
Opponent shoots b/w 40-49.9%	7-4	6-2
Opponent shoots b/w 30-39.9%	5-1	2-0
Opponent shoots less than 30%	0-0	0-0
UNM higher FG%	9-1	6-1
Opponent higher FG%	8-13	6-5
FG% Tied	0-0	0-0
UNM outrebounds	8-2	4-1
Opponent outrebounds	8-12	7-5
Rebounds tied	1-0	1-0
UNM more made free throws	10-4	6-1
Opponent more made free throws	5-8	4-4
Made free throws tied	2-2	2-1
UNM 3FG% higher	12-5	8-3
Opponent 3FG% higher	5-9	4-3
3FG% tied	0-0	0-0
UNM has more fouls	6-9	4-5
Opponent has more fouls	8-2	5-1
Fouls are tied	3-3	3-0
UNM more turnovers	3-5	3-3
Opponent more turnovers	14-7	9-2
Turnovers tied	0-2	0-1
Scoring less than 50 points	0-0	0-0
Scoring 50-59 points	0-2	0-0
Scoring 60-69 points	0-4	0-1
Scoring 70-79 points	6-4	4-2
Scoring 80-89 points	5-2	4-2
Scoring 90-99 points	2-2	2-1
Scoring 100+ points	4-0	2-0
Allowing 40 points or less	0-0	0-0
Allowing 41-49 points	1-0	1-0
Allowing 50-59 points	2-0	1-0
Allowing 60-69 points	5-2	4-0
Allowing 70-79 points	4-4	1-2
Allowing 80-89 points	3-5	3-2
Allowing 90+ points	2-3	2-2
On Monday	0-0	0-0
On Tuesday	3-2	1-1
On Wednesday	6-3	5-2
On Thursday	0-0	0-0
On Friday	1-2	0-0
On Saturday	6-7	5-3
On Sunday	1-0	1-0
In November	3-4	0-0
In December	3-5	1-1
In January	5-3	5-3
In February	5-2	5-2
In March	1-0	1-0

LINEUP MIXUP

The Lobos have featured 17 different lineups this season over 31 games. In press conferences and radio interviews, Coach Weir explained his method to this madness - so to speak - designating deflections and other statistics in the most recent game as the primary determining factor in this season's Lobo starters.

IT ALL COMES FULL CIRCLE

Of the 17 different lineups used by the Lobos this season, it all came full circle at the end. Through several roster fluctuations and starters throughout 2017-18, the final starters on Saturday in UNM's final game of the regular season against Fresno State matched the starters from the Lobos' first matchup against Northern New Mexico on Nov. 11: Chris McNeal, Antino Jackson, Dane Kuiper, Sam Logwood and Joe Furstinger.

LOBOS IN THE NATION

The Lobos are performing well in many categories in comparison to the rest of the nation's teams. Here is a look at where the Lobos stack up nationally in key categories:

- 7th - 3-point field goals per game (11.1)
- 7th - total 3-point field goals made (345)
- 8th - turnover margin (4.3)
- 8th - turnovers forced (16.90)
- 9th - 3-point field goal attempts (914)
- 17th - free-throw percentage (77.3)
- 25th - scoring offense (82.3)

LOBOS IN THE MOUNTAIN WEST

The Lobos are ranked highly in the Mountain West in several statistical categories, including 17 in the top five. Below are just a few of the top spots UNM holds in the MW:

- 1st - 3-point field goals attempted (914)
- 1st - free-throw percentage (77.3)
- 1st - steals per game (7.5)
- 1st - 3-point field goals per game (11.1)
- 1st - total 3-pointers made (345)
- 1st - total steals (232)
- 1st - turnover margin (4.3)
- 1st - turnovers forced (16.90)

ABOUT THE 2017-18 LOBOS

The 2017-18 Lobos have just five returning student-athletes from the 2016-17 squad and feature an outstanding nine newcomers. Under first-year head coach Paul Weir, the Lobos look to improve on their 17-14 overall record last season, 10-8 in Mountain West play.

Top returners for the Lobos include lone regular starter Sam Logwood who averaged 7.3 points per game for a .449 field goal percentage and a .671 percentage from the free throw line. All four other Lobos to return to UNM this season played in at least 10 games, including junior Dane Kuiper who started 13 games, averaging 6.0 points per game.

STARTERS AND RECORDS (in order of appearance)

McNeal	A. Jackson	Kuiper	Logwood	Furstinger	3-2
McNeal	Simons	Kuiper	Logwood	Furstinger	1-2
McNeal	Kuiper	Simmons	Logwood	Furstinger	0-1
McNeal	A. Jackson	Simons	Logwood	Furstinger	0-1
A. Jackson	Simons	Simmons	Maluach	Furstinger	0-1
A. Jackson	Kuiper	Simmons	Maluach	Furstinger	1-2
A. Jackson	Kuiper	Mathis	Maluach	Pinchuk	1-1
A. Jackson	Simons	Simmons	Pinchuk	Furstinger	1-0
McNeal	Kuiper	Simons	Maluach	Pinchuk	1-0
A. Jackson	Kuiper	Simmons	Pinchuk	Furstinger	0-1
A. Jackson	Kuiper	Mathis	Pinchuk	Furstinger	2-0
A. Jackson	Mathis	Simmons	Maluach	Pinchuk	2-0
A. Jackson	Mathis	Simmons	Furstinger	Pinchuk	1-0
McNeal	Mathis	Kuiper	Maluach	Furstinger	1-2
McNeal	Kuiper	Simons	Maluach	Logwood	1-1
A. Jackson	McNeal	Kuiper	Maluach	Furstinger	1-0
McNeal	Kuiper	Simons	Furstinger	Pinchuk	1-0

NEW MEXICO NOTES

NEW COACH, NEW ERA

At the helm of the Lobos in the 2016-17 season will be head coach Paul Weir, officially named the 21st head coach in UNM men's basketball history on April 11, 2017. Weir spent the last season with New Mexico State where he finished 28-6 and led NMSU to a WAC Tournament Championship and an NCAA appearance. Weir is the first basketball coach to serve as the head coach for both New Mexico DI institutions.

BY THE NUMBERS

Here is what is returning and missing for the 2017-18 Lobos.

Stat.....	Returning.....	Lost.....	% Returning
Points.....	598.....	1,685.....	26%
Rebounds.....	312.....	759.....	29%
Assists.....	93.....	327.....	22%
Blocks.....	37.....	72.....	34%
Steals.....	54.....	135.....	29%
3-Pointers.....	39.....	106.....	27%
Free Throws.....	145.....	437.....	25%

LOBO TRANSFERS

Of the nine fresh faces to the UNM squad, the Lobos welcome in six new transfers, four of which will be eligible to compete in the 2017-18 season. Those that are eligible and will don the Lobo Cherry & Silver this season include junior Chris McNeal (Indian Hills), senior Antino Jackson (Akron), junior Jachai Simmons (Midland College) and junior Troy Simons (Polk State). The pair of transfers that will not see action this season is JaQuan Lyle (Ohio State) and Vance Jackson (UConn) due to NCAA transfer rules.

LOBOS ON TV

The 2017-18 schedule includes many national and regional broadcasts of New Mexico basketball. The Lobos are currently slated for TV 22 times, including 13 of 16 Mountain West games. UNM had 22 of 26 UNM and MW controlled games selected for TV while three non-conference road games, at New Mexico State, at UTEP and at Colorado are expected to be broadcast as well. The Lobos will be on ATT SportsNet/ROOT eight times, on CBS Sports Network five times, ESPN3 five times, and ESPNU and the Mountain West Network on Stadium once. Additionally, two games (at UNLV on January 17 and January 27 at home against Colorado State) are flex games that will be either on ESPNU or ESPN3.

THERE'S NO PLACE LIKE HOME

After two years as WisePies Arena - The Pit, the famous home of Lobo basketball has been given a new name. While it will still be referred to as "The Pit," this season will be the first that the Lobos will compete in "Dreamstyle Arena" as part of an exciting \$10 million agreement for naming rights by Dreamstyle Remodeling of both of UNM's largest-capacity athletic venues. In addition to the official renaming of the Lobo basketball arena, the UNM football stadium, formerly referred to as "University Stadium" is now officially named "Dreamstyle Stadium."

In conjunction with the new name, The Pit was given a new floor this season, featuring both "New Mexico" and "The Pit" on the baselines, the new university interlocking UNM logo, fresh Mountain West logos customized in the Lobo cherry and silver, cherry free throw lines and dual Dreamstyle Arena logos on both sides of center court.

"The Pit" is nationally recognized as one of the top basketball venues. Need more evidence? How about Sports Illustrated ranking it as one of the top 20 sporting venues, of any sport, in the world for the 20th century. The Pit is truly a special place, and it has created an unparalleled environment for the New Mexico men's basketball program. Since the Mountain West conference began in 1999-2000, New Mexico has ranked in the top two in home attendance among MW teams in every year except one, including 12 seasons as the top-ranked MW team in overall attendance.

LOBOS FROM NEAR AND FAR

Just one Lobo on the 2017-18 roster hails from near as a New Mexico native, freshman Matt Vail. Of the remaining 13 players on the roster, two are from California (Joe Furstinger and Vance Jackson) and two more are from Indiana (Sam Logwood and JaQuan Lyle). That leaves nine players all from different states or countries.

The Lobo melting pot includes players from as close as Arizona (Connor McDougall) and Texas (Antino Jackson) and as far as Alaska (Dane Kuiper), New Jersey (Jachai Simmons), Oregon (Anthony Mathis), Pennsylvania (Troy Simons) and Tennessee (Chris McNeal). Not only are the Lobos' home towns spread across the United States, but two come from overseas including freshmen Makuach Maluach from Sydney, Australia, and Vladimir Pinchuk from Schwelm, Germany.

THE 2017-18 NEW MEXICO LOBOS

NUMERICAL ROSTER

#	NAME	HT	WT	POS	YR	EXP.	HOMETOWN (LAST SCHOOL/TEAM)
0	Matt Vail	5-10	145	G	Fr.	HS	Grants, N.M. (Grants HS)
1	Chris McNeal	6-1	185	G	Jr.	TR	Jackson, Tenn. (Indian Hills)
2	Sam Logwood	6-8	215	G/F	Sr.	3L	Indianapolis, Ind. (La Lumiere HS)
3	Antino Jackson	6-0	170	G	Sr.	TR	Houston, Texas (Akron)
4	Mike Mondragon	6-3	210	G	R-Jr.	HS	Taos, N.M. (Highland HS)
5	Joe Furstinger	6-9	230	F	Sr.	3L	Rancho Santa Margarita, Calif. (Santa Margarita Cath. HS)
10	Makuach Maluach	6-5	190	G/F	Fr.	HS	Sydney, Australia (Newington College)
11	Jachai Simmons	6-7	180	G/F	Jr.	TR	Plainfield, N.J. (Midland College)
13	JaQuan Lyle	6-5	210	G	Jr.	TR	Evansville, Ind. (Ohio State)
14	Dane Kuiper	6-7	200	G/F	Jr.	2L	Wasilla, Alaska (Corona del Sol HS (Ariz.))
15	Vladimir Pinchuk	6-10	230	F/C	Fr.	HS	Schwelm, Germany (Maerkischies Gym. Schwelm)
22	Vance Jackson	6-9	235	F	So.	TR	Los Angeles, Calif. (UConn)
31	Troy Simons	6-3	195	G	Jr.	TR	Pittsburgh, Penn. (Polk State)
32	Anthony Mathis	6-3	175	G	Jr.	2L	West Linn, Ore. (West Linn HS)
55	Connor MacDougall	6-9	240	F	Sr.	1L	Tempe, Ariz. (South Mountain CC)

ALPHABETICAL ROSTER

#	NAME	HT	WT	POS	YR	EXP.	HOMETOWN (LAST SCHOOL/TEAM)
5	Joe Furstinger	6-9	230	F	Sr.	3L	Rancho Santa Margarita, Calif. (Santa Margarita Cath. HS)
3	Antino Jackson	6-0	170	G	Sr.	TR	Houston, Texas (Akron)
22	Vance Jackson	6-9	235	F	So.	TR	Los Angeles, Calif. (UConn)
14	Dane Kuiper	6-7	200	G/F	Jr.	2L	Wasilla, Alaska (Corona del Sol HS (Ariz.))
2	Sam Logwood	6-8	215	G/F	Sr.	3L	Indianapolis, Ind. (La Lumiere HS)
13	JaQuan Lyle	6-5	210	G	Jr.	TR	Evansville, Ind. (Ohio State)
55	Connor MacDougall	6-9	240	F	Sr.	1L	Tempe, Ariz. (South Mountain CC)
10	Makuach Maluach	6-5	190	G/F	Fr.	HS	Sydney, Australia (Newington College)
32	Anthony Mathis	6-3	175	G	Jr.	2L	West Linn, Ore. (West Linn HS)
1	Chris McNeal	6-1	185	G	Jr.	TR	Jackson, Tenn. (Indian Hills)
4	Mike Mondragon	6-3	210	G	R-Jr.	HS	Taos, N.M. (Highland HS)
15	Vladimir Pinchuk	6-10	230	F/C	Fr.	HS	Schwelm, Germany (Maerkischies Gym. Schwelm)
11	Jachai Simmons	6-7	180	G/F	Jr.	TR	Plainfield, N.J. (Midland College)
31	Troy Simons	6-3	195	G	Jr.	TR	Pittsburgh, Penn. (Polk State)
0	Matt Vail	5-10	145	G	Fr.	HS	Grants, N.M. (Grants HS)

PRONOUNCIATION GUIDE

3	ANTINO Jackson	ANT-uh-no
5	Joe FURSTINGER	FUR-sting-er
10	MAKUACH MALUACH	muh-KWATCH mal-a-WATCH
11	JACHAI Simmons	juh-KIE SIMM-uns
13	JAQUAN Lyle	JAY-qwan
14	Dane KUIPER	KIE-pur
31	Troy SIMONS	SIGH-muns
55	Connor MACDOUGALL	MACK-doo-gull

BY ELIGIBILITY

Seniors (4)

2	Sam Logwood	G/F
3	Antino Jackson	G
5	Joe Furstinger	F
55	Connor MacDougall	F

Juniors (6)

1	Chris McNeal	G
11	Jachai Simmons	G/F
13	JaQuan Lyle	G
14	Dane Kuiper	G/F
31	Troy Simons	Jr.
32	Anthony Mathis	Jr.

Sophomores (1)

22	Vance Jackson	F
----	---------------	---

Freshmen (3)

0	Matt Vail	G
10	Makuach Maluach	G/F
15	Vladimir Pinchuk	F/C

HOME STATE/COUNTRY

Alaska (1)

14	Dane Kuiper	G/F
----	-------------	-----

Arizona (1)

55	Connor MacDougall	F
----	-------------------	---

California (2)

5	Joe Furstinger	F
22	Vance Jackson	F

Indiana (2)

2	Sam Logwood	G/F
13	JaQuan Lyle	G

New Jersey (1)

11	Jachai Simmons	G/F
----	----------------	-----

New Mexico (1)

0	Matt Vail	G
---	-----------	---

Oregon (1)

32	Anthony Mathis	G
----	----------------	---

Pennsylvania (1)

31	Troy Simons	G
----	-------------	---

Tennessee (1)

1	Chris McNeal	G
---	--------------	---

Texas (1)

3	Antino Jackson	G
---	----------------	---

Australia (1)

10	Makuach Maluach	G/F
----	-----------------	-----

Germany (1)

15	Vladimir Pinchuk	F/C
----	------------------	-----

STARTERS RETURNING (1)

No.	Name	Pos.	GP-GS	Pts.	Reb.	Ast.	FG%	FT%
2	Sam Logwood	G/F	30-18	7.3	3.5	1.1	.449	.671

OTHER LETTERWINNERS RETURNING (4)

No.	Name	Pos.	GP-GS	Pts.	Reb.	Ast.	FG%	FT%
5	Joe Furstinger	F	26-5	3.3	2.9	0.6	.528	.721
14	Dane Kuiper	G/F	26-13	6.0	2.7	1.3	.435	.783
32	Anthony Mathis	G	10-0	2.9	1.0	0.8	.400	1.000
55	Connor MacDougall	F	27-0	4.0	1.9	0.1	.471	.815

STARTERS LOST (4)

No.	Name	GP-GS	Pts.	Reb.	Ast.	FG%	FT%
4	Elijah Brown	31-27	18.8	5.2	3.1	.379	.827
5	Jalen Harris	31-18	4.5	1.8	2.3	.439	.745
11	Obij Agat	31-28	5.9	4.1	0.4	.609	.700
32	Tim Williams	22-21	17.4	6.9	1.5	.562	.692

OTHER LETTERWINNERS LOST (5) NEWCOMERS (9)

No.	Name	No.	Name	Pos.	Exp.
1	Aher Uguak	0	Matt Vail	G	HS
3	Jordan Hunter	1	Chris McNeal	G	TR
21	Xavier Adams	3	Antino Jackson	G	TR
24	Damien Jefferson	10	Makuach Malauch	G/F	HS
30	Adam Cumber	11	Jachai Simmons	G/F	TR
		13	JaQuan Lyle	G	TR
		15	Vladimir Pinchuk	F/C	HS
		22	Vance Jackson	F	TR
		31	Troy Simons	G	TR



Paul Weir

21st Head Coach in UNM Program History
Career Record: 45-20

NOTEWORTHY :

- Named the 21st head coach in program history on April 11, 2017
- Spent last season at New Mexico State, finishing 28-6
- First basketball coach to serve as head coach for both New Mexico DI Institutions
- Led NMSU to WAC Tournament Championship and NCAA Appearance
- Married to Alma Weir and has one son, Theodore

COACHING EXPERIENCE

Head Coach:

New Mexico (2017-present) (17-14)

New Mexico State (2016-17) (28-6)

Associate Head Coach:

New Mexico State (2007-16)

Director of Basketball Operations:

University of Iowa (2005-07)

Assistant Coach:

Northwestern State (La.) (2004-05)

ALMA MATER

York (2004)

TWITTER

Follow @Paul_Weir1

MORE NOTES ON COACH WEIR

- Weir's 28 wins in 2016-17 were the most in Division I for first-year head coaches
- His 28-6 record as a first-year head coach tied for the 10th-most wins by a Division I head coach in NCAA history
- Among those 28 wins was a NMSU school record 20-game winning streak that was at the time the longest in the nation
- Has three master's degrees in health and human performance, sports psychology and business administration. Currently working on his doctorate
- Played at York University and became starting point-guard for the Lions as a freshman
- Weir came to NM State in 2007 after two seasons as the director of basketball operations at Iowa, where he served under former Lobo head coach Steve Alford

WHAT THEY ARE SAYING ABOUT PAUL WEIR

"New Mexico got a guy in Paul Weir that has paid his dues, and immediately showed he can get things done as the head coach. This hire makes sense because Weir knows the landscape and the expectations at UNM. He's a guy who can coach, recruit and connect with players. That's rare these days." - **Jeff Goodman, ESPN**

"Paul Weir handled the transition from assistant coach to head coach about as smoothly as it can be handled -- winning 28 games in his first year after being promoted at New Mexico State. It was similar to what Brad Stevens did immediately after being promoted at Butler. So the Lobos have hired an accomplished coach with a great reputation." - **Gary Parrish, CBS Sports**

2017-18 SEASON STATISTICS

RECORD:	OVERALL	HOME	AWAY	NEUTRAL
ALL GAMES	17-14	13-4	4-8	0-2
CONFERENCE	12-6	8-1	4-5	0-0
NON-CONFERENCE	5-8	5-3	0-3	0-2

#	Player	gp-gs	min	avg	Total		3-Point		F-Throw		Rebounds				pf	dq	a	to	blk	stl	pts	avg
					fg-fga	fg%	3fg-fga	3fg%	ft-fa	ft%	off	def	tot	avg								
32	MATHIS, Anthony	31-10	686	22.1	128-251	.510	95-192	.495	61-70	.871	12	50	62	2.0	82	5	28	25	3	18	412	13.3
03	JACKSON, Antino	30-20	704	23.5	103-251	.410	65-165	.394	37-50	.740	10	53	63	2.1	72	2	134	75	0	42	308	10.3
10	MALUACH, Makuach	31-15	614	19.8	108-193	.560	29-60	.483	61-76	.803	35	44	79	2.5	74	3	31	41	7	19	306	9.9
01	McNEAL, Chris	31-18	774	25.0	96-258	.372	52-167	.311	61-81	.753	5	53	58	1.9	52	0	87	60	0	24	305	9.8
02	LOGWOOD, Sam	23-12	584	25.4	110-220	.500	3-8	.375	80-99	.808	40	78	118	5.1	57	0	33	49	0	11	303	13.2
05	FURSTINGER, Joe	30-24	818	27.3	97-182	.533	3-23	.130	95-120	.792	44	161	205	6.8	91	4	64	46	49	22	292	9.7
31	SIMONS, Troy	26-10	587	22.6	81-219	.370	46-135	.341	35-44	.795	32	48	80	3.1	60	3	41	30	4	45	243	9.3
14	KUIPER, Dane	31-25	686	22.1	64-175	.366	38-121	.314	39-46	.848	15	84	99	3.2	68	1	49	23	7	31	205	6.6
15	PINCHUK, Vladimir	28-11	419	15.0	35-58	.603	0-0	.000	22-46	.478	26	45	71	2.5	54	1	6	16	12	2	92	3.3
11	SIMMONS, Jachai	25-10	341	13.6	33-81	.407	14-43	.326	4-8	.500	14	27	41	1.6	29	0	18	14	7	18	84	3.4
04	MONDRAGON, Mike	6-0	12	2.0	1-1	1.000	0-0	.000	0-0	.000	0	0	0	0.0	1	0	1	2	0	0	2	0.3
Team											58	41	99		1		9					
Total.....		31	6225		856-1889	.453	345-914	.377	495-640	.773	291	684	975	31.5	641	19	492	390	89	232	2552	82.3
Opponents.....		31	6225		851-1754	.485	207-538	.385	507-706	.718	318	808	1126	36.3	621	-	416	524	106	188	2416	77.9

TEAM STATISTICS			NM	OPP	Date	Opponent	Score	Att.	
SCORING			2552	2416	11/11/17	NORTHERN NEW MEXICO	w	147-76	10695
Points per game			82.3	77.9	11/14/17	NEBRASKA-OMAHA	w	103-71	9601
Scoring margin			+4.4	-	11/17/17	at New Mexico State	L	56-75	6839
FIELD GOALS-ATT			856-1889	851-1754	11/21/17	TENNESSEE TECH	L	96-104	9703
Field goal pct			.453	.485	11/24/17	vs TCU	L	67-69	1000
3 POINT FG-ATT			345-914	207-538	11/25/17	vs Maryland	L	65-80	1250
3-point FG pct			.377	.385	11/29/17	EVANSVILLE	w	78-59	8943
3-pt FG made per game			11.1	6.7	12/2/17	at UTEP	L	76-88	6394
FREE THROWS-ATT			495-640	507-706	12/6/17	at Colorado	L	57-75	6610
Free throw pct			.773	.718	12/9/17	NEW MEXICO STATE	L	62-65	12768
F-Throws made per game			16.0	16.4	12/16/17	ARIZONA	L	73-89	13207
REBOUNDS			975	1126	12/19/17	RICE	w	78-69	9415
Rebounds per game			31.5	36.3	12/22/17	PRAIRIE VIEW A&M	w	87-78	9423
Rebounding margin			-4.9	-	* 12/27/17	AIR FORCE	w	87-58	10514
ASSISTS			492	416	* 12/30/17	at Nevada	L	74-77	9530
Assists per game			15.9	13.4	* 01/03/18	at Boise State	L	62-90	7557
TURNOVERS			390	524	* 1/6/18	SAN JOSE STATE	w	80-47	10799
Turnovers per game			12.6	16.9	* 1/10/18	WYOMING	w	75-66	9846
Turnover margin			+4.3	-	* 01/13/18	at Fresno State	L	80-89	6244
Assist/turnover ratio			1.3	0.8	* 01/17/18	at UNLV	w	85-81	10546
STEALS			232	188	* 1/20/18	SAN DIEGO STATE	w	79-75	11418
Steals per game			7.5	6.1	* 1/27/18	COLORADO STATE	w	80-65	12438
BLOCKS			89	106	* 01/31/18	at Utah State	L	80-89	6345
Blocks per game			2.9	3.4	* 02/03/18	at San Jose State	w	71-68	2151
ATTENDANCE			185013	74555	* 2/6/18	BOISE STATE	L	71-73	11357
Home games-Avg/Game			17-10883	12-6025	* 2/10/18	at Air Force	L	92-100	2851
Neutral site-Avg/Game			-	2-1125	* 2/14/18	UTAH STATE	w	78-63	9737
					* 02/20/18	at Wyoming	w	119-114	4321
					* 2/25/18	UNLV	w	91-90	12080
					* 2/28/18	at Colorado State	w	108-87	2917
					* 3/3/18	FRESNO STATE	Wot	95-86	13069
Score by Periods			1st	2nd	OT	Totals			
New Mexico			1219	1319	14	2552			
Opponents			1173	1238	5	2416			

* - Conference game

2017-18 CONFERENCE STATISTICS

RECORD:	OVERALL	HOME	AWAY	NEUTRAL
ALL GAMES	12-6	8-1	4-5	0-0
CONFERENCE	12-6	8-1	4-5	0-0
NON-CONFERENCE	0-0	0-0	0-0	0-0

#	Player	gp-gs	min	avg	Total		3-Point		F-Throw		Rebounds				pf	dq	a	to	blk	stl	pts	avg
					fg-fga	fg%	3fg-fga	3fg%	ft-fa	ft%	off	def	tot	avg								
32	MATHIS, Anthony	18-9	467	25.9	92-173	.532	66-127	.520	47-52	.904	9	35	44	2.4	51	3	15	17	2	12	297	16.5
10	MALUACH, Makuach	18-12	422	23.4	79-142	.556	23-44	.523	48-59	.814	21	29	50	2.8	56	3	21	23	2	12	229	12.7
05	FURSTINGER, Joe	17-12	513	30.2	68-116	.586	2-8	.250	58-79	.734	28	104	132	7.8	52	3	37	28	30	16	196	11.5
03	JACKSON, Antino	17-11	436	25.6	65-146	.445	41-96	.427	25-31	.806	8	27	35	2.1	45	2	98	50	0	30	196	11.5
01	McNEAL, Chris	18-9	411	22.8	47-134	.351	22-84	.262	32-42	.762	1	26	27	1.5	30	0	49	31	0	13	148	8.2
02	LOGWOOD, Sam	11-3	282	25.6	51-91	.560	2-3	.667	34-42	.810	13	42	55	5.0	27	0	11	19	0	4	138	12.5
31	SIMONS, Troy	13-4	301	23.2	40-96	.417	21-58	.362	15-19	.789	10	29	39	3.0	32	1	20	15	1	16	116	8.9
14	KUIPER, Dane	18-15	427	23.7	35-98	.357	17-67	.254	22-26	.846	5	47	52	2.9	35	0	25	13	5	19	109	6.1
11	SIMMONS, Jachai	12-6	158	13.2	14-30	.467	8-19	.421	3-5	.600	7	15	22	1.8	14	0	5	4	2	8	39	3.3
15	PINCHUK, Vladimir	15-9	199	13.3	13-23	.565	0-0	.000	11-25	.440	13	17	30	2.0	26	0	4	8	8	0	37	2.5
04	MONDRAGON, Mike	4-0	9	2.3	1-1	1.000	0-0	.000	0-0	.000	0	0	0	0.0	1	0	1	2	0	0	2	0.5
Team											26	15	41		1		7					
Total.....		18	3625		505-1050	.481	202-506	.399	295-380	.776	141	386	527	29.3	370	12	286	217	50	130	1507	83.7
Opponents.....		18	3625		503-1008	.499	114-287	.397	298-410	.727	174	438	612	34.0	361	-	234	282	56	100	1418	78.8

TEAM STATISTICS	NM	OPP	Date	Opponent	Score	Att.
SCORING	1507	1418	* 12/27/17	AIR FORCE	W 87-58	10514
Points per game	83.7	78.8	* 12/30/17	at Nevada	L 74-77	9530
Scoring margin	+4.9	-	* 01/03/18	at Boise State	L 62-90	7557
FIELD GOALS-ATT	505-1050	503-1008	* 1/6/18	SAN JOSE STATE	W 80-47	10799
Field goal pct	.481	.499	* 1/10/18	WYOMING	W 75-66	9846
3 POINT FG-ATT	202-506	114-287	* 01/13/18	at Fresno State	L 80-89	6244
3-point FG pct	.399	.397	* 01/17/18	at UNLV	W 85-81	10546
3-pt FG made per game	11.2	6.3	* 1/20/18	SAN DIEGO STATE	W 79-75	11418
FREE THROWS-ATT	295-380	298-410	* 1/27/18	COLORADO STATE	W 80-65	12438
Free throw pct	.776	.727	* 01/31/18	at Utah State	L 80-89	6345
F-Throws made per game	16.4	16.6	* 02/03/18	at San Jose State	W 71-68	2151
REBOUNDS	527	612	* 2/6/18	BOISE STATE	L 71-73	11357
Rebounds per game	29.3	34.0	* 2/10/18	at Air Force	L 92-100	2851
Rebounding margin	-4.7	-	* 2/14/18	UTAH STATE	W 78-63	9737
ASSISTS	286	234	* 02/20/18	at Wyoming	W 119-114	4321
Assists per game	15.9	13.0	* 2/25/18	UNLV	W 91-90	12080
TURNOVERS	217	282	* 2/28/18	at Colorado State	W 108-87	2917
Turnovers per game	12.1	15.7	* 3/3/18	FRESNO STATE	Wot 95-86	13069
Turnover margin	+3.6	-	* - Conference game			
Assist/turnover ratio	1.3	0.8				
STEALS	130	100				
Steals per game	7.2	5.6				
BLOCKS	50	56				
Blocks per game	2.8	3.1				
ATTENDANCE	101258	52462				
Home games-Avg/Game	9-11251	9-5829				
Neutral site-Avg/Game	-	0-0				

Score by Periods	1st	2nd	OT	Totals
New Mexico	709	784	14	1507
Opponents	666	747	5	1418

2017-18 Extended Season Statistics - All Games

RECORD:	OVERALL	HOME	AWAY	NEUTRAL
ALL GAMES	17-14	13-4	4-8	0-2
CONFERENCE	12-6	8-1	4-5	0-0
NON-CONFERENCE	5-8	5-3	0-3	0-2

#	Player	gp-gs	min	avg	Total		3-Point		F-Throw		Rebounds			avg	pf	dq	a	a/g	to	to/g	a/to	blk	blk/g	stl	stl/g	pts	avg
					fg-fga	fg%	3fg-fga	3fg%	ft-fa	ft%	off	def	tot														
32	MATHIS, Anthony	31-10	686	22.1	128-251	.510	95-192	.495	61-70	.871	12	50	62	2.0	82	5	28	0.90	25	0.81	1.12	3	0.10	18	0.58	412	13.3
03	JACKSON, Antino	30-20	704	23.5	103-251	.410	65-165	.394	37-50	.740	10	53	63	2.1	72	2	134	4.47	75	2.50	1.79	0	0.00	42	1.40	308	10.3
10	MALUACH, Makuach	31-15	614	19.8	108-193	.560	29-60	.483	61-76	.803	35	44	79	2.5	74	3	31	1.00	41	1.32	0.76	7	0.23	19	0.61	306	9.9
01	McNEAL, Chris	31-18	774	25.0	96-258	.372	52-167	.311	61-81	.753	5	53	58	1.9	52	0	87	2.81	60	1.94	1.45	0	0.00	24	0.77	305	9.8
02	LOGWOOD, Sam	23-12	584	25.4	110-220	.500	3-8	.375	80-99	.808	40	78	118	5.1	57	0	33	1.43	49	2.13	0.67	0	0.00	11	0.48	303	13.2
05	FURSTINGER, Joe	30-24	818	27.3	97-182	.533	3-23	.130	95-120	.792	44	161	205	6.8	91	4	64	2.13	46	1.53	1.39	49	1.63	22	0.73	292	9.7
31	SIMONS, Troy	26-10	587	22.6	81-219	.370	46-135	.341	35-44	.795	32	48	80	3.1	60	3	41	1.58	30	1.15	1.37	4	0.15	45	1.73	243	9.3
14	KUIPER, Dane	31-25	686	22.1	64-175	.366	38-121	.314	39-46	.848	15	84	99	3.2	68	1	49	1.58	23	0.74	2.13	7	0.23	31	1.00	205	6.6
15	PINCHUK, Vladimir	28-11	419	15.0	35-58	.603	0-0	.000	22-46	.478	26	45	71	2.5	54	1	6	0.21	16	0.57	0.38	12	0.43	2	0.07	92	3.3
11	SIMMONS, Jachai	25-10	341	13.6	33-81	.407	14-43	.326	4-8	.500	14	27	41	1.6	29	0	18	0.72	14	0.56	1.29	7	0.28	18	0.72	84	3.4
04	MONDRAGON, Mike	6-0	12	2.0	1-1	1.000	0-0	.000	0-0	.000	0	0	0	0.0	1	0	1	0.17	2	0.33	0.50	0	0.00	0	0.00	2	0.3
Total.....		31	6225		856-1889	.453	345-914	.377	495-640	.773	291	684	975	31.5	641	19	492	15.87	390	12.58	1.26	89	2.87	232	7.48	2552	82.3
Opponents.....		31	6225		851-1754	.485	207-538	.385	507-706	.718	318	808	1126	36.3	621	-	416	13.42	524	16.90	0.79	106	3.42	188	6.06	2416	77.9

Score by Periods	1st	2nd	OT	Totals
New Mexico	1219	1319	14	2552
Opponents	1173	1238	5	2416

2017-18 Extended Season Statistics - Conference Only

RECORD:	OVERALL	HOME	AWAY	NEUTRAL
ALL GAMES	12-6	8-1	4-5	0-0
CONFERENCE	12-6	8-1	4-5	0-0
NON-CONFERENCE	0-0	0-0	0-0	0-0

#	Player	gp-gs	min	avg	Total		3-Point		F-Throw		Rebounds			avg	pf	dq	a	a/g	to	to/g	a/to	blk	blk/g	stl	stl/g	pts	avg
					fg-fga	fg%	3fg-fga	3fg%	ft-fa	ft%	off	def	tot														
32	MATHIS, Anthony	18-9	467	25.9	92-173	.532	66-127	.520	47-52	.904	9	35	44	2.4	51	3	15	0.83	17	0.94	0.88	2	0.11	12	0.67	297	16.5
10	MALUACH, Makuach	18-12	422	23.4	79-142	.556	23-44	.523	48-59	.814	21	29	50	2.8	56	3	21	1.17	23	1.28	0.91	2	0.11	12	0.67	229	12.7
05	FURSTINGER, Joe	17-12	513	30.2	68-116	.586	2-8	.250	58-79	.734	28	104	132	7.8	52	3	37	2.18	28	1.65	1.32	30	1.76	16	0.94	196	11.5
03	JACKSON, Antino	17-11	436	25.6	65-146	.445	41-96	.427	25-31	.806	8	27	35	2.1	45	2	98	5.76	50	2.94	1.96	0	0.00	30	1.76	196	11.5
01	McNEAL, Chris	18-9	411	22.8	47-134	.351	22-84	.262	32-42	.762	1	26	27	1.5	30	0	49	2.72	31	1.72	1.58	0	0.00	13	0.72	148	8.2
02	LOGWOOD, Sam	11-3	282	25.6	51-91	.560	2-3	.667	34-42	.810	13	42	55	5.0	27	0	11	1.00	19	1.73	0.58	0	0.00	4	0.36	138	12.5
31	SIMONS, Troy	13-4	301	23.2	40-96	.417	21-58	.362	15-19	.789	10	29	39	3.0	32	1	20	1.54	15	1.15	1.33	1	0.08	16	1.23	116	8.9
14	KUIPER, Dane	18-15	427	23.7	35-98	.357	17-67	.254	22-26	.846	5	47	52	2.9	35	0	25	1.39	13	0.72	1.92	5	0.28	19	1.06	109	6.1
11	SIMMONS, Jachai	12-6	158	13.2	14-30	.467	8-19	.421	3-5	.600	7	15	22	1.8	14	0	5	0.42	4	0.33	1.25	2	0.17	8	0.67	39	3.3
15	PINCHUK, Vladimir	15-9	199	13.3	13-23	.565	0-0	.000	11-25	.440	13	17	30	2.0	26	0	4	0.27	8	0.53	0.50	8	0.53	0	0.00	37	2.5
04	MONDRAGON, Mike	4-0	9	2.3	1-1	1.000	0-0	.000	0-0	.000	0	0	0	0.0	1	0	1	0.25	2	0.50	0.50	0	0.00	0	0.00	2	0.5
Total.....		18	3625		505-1050	.481	202-506	.399	295-380	.776	141	386	527	29.3	370	12	286	15.89	217	12.06	1.32	50	2.78	130	7.22	1507	83.7
Opponents.....		18	3625		503-1008	.499	114-287	.397	298-410	.727	174	438	612	34.0	361	-	234	13.00	282	15.67	0.83	56	3.11	100	5.56	1418	78.8

Score by Periods	1st	2nd	OT	Totals
New Mexico	709	784	14	1507
Opponents	666	747	5	1418

2017-18 SEASON STATISTICS

2017-18 Season Metrics

##	Player	Min	AST%	EFG%	TS%	Usg%	DRB%	ORB%	TRB%
05	FURSTINGER, Joe	818	13.8	.541	.622	16.7	24.5	6.1	14.9
03	JACKSON, Antino	704	35.2	.540	.564	24.0	9.4	1.6	5.3
14	KUIPER, Dane	686	12.0	.474	.525	15.5	15.2	2.5	8.6
02	LOGWOOD, Sam	584	11.3	.507	.575	26.0	16.6	7.8	12.0
10	MALUACH, Makuach	614	9.9	.635	.676	21.2	8.9	6.5	7.6
32	MATHIS, Anthony	686	8.1	.699	.731	21.7	9.1	2.0	5.4
01	McNEAL, Chris	774	19.9	.473	.519	22.2	8.5	0.7	4.4
04	MONDRAGON, Mike	12	13.8	1.000	1.000	12.2	0.0	0.0	0.0
15	PINCHUK, Vladimir	419	2.4	.603	.588	10.9	13.3	7.0	10.0
11	SIMMONS, Jachai	341	8.9	.494	.497	14.0	9.8	4.7	7.1
31	SIMONS, Troy	587	12.7	.475	.510	22.2	10.2	6.2	8.1

Estimated possessions: 2298.5

Team offensive rating (ORtg): 111.0

Team defensive rating (DRtg): 105.1

AST% - An estimate of the pct of teammate field goals assisted while on the floor

EFG% - Effective FG% (adjusts to include additional points from 3FGs)

TS% - True Shooting% (takes into account field goals, 3-point field goals, and free throws)

Usg% - An estimate of the pct of team plays used while on the floor

DRB% - An estimate of the pct of available defensive rebounds grabbed while on the floor

ORB% - An estimate of the pct of available offensive rebounds grabbed while on the floor

TRB% - An estimate of the pct of all available rebounds grabbed while on the floor

ORtg - Offensive rating - points scored per 100 possessions

DRtg - Defensive rating - points allowed per 100 possessions

2017-18 Team Game-by-Game

Opponent	Date	Score		Total		3-Pointers		Free throws		Rebounds				pf	a	t/o	blk	stl	pts	avg
				fg-fga	pct	3fg-fga	pct	ft-fa	pct	off	def	tot	avg							
NORTHERN NEW MEXIC	11/11/17	147-76	W	55-85	.647	18-39	.462	19-22	.864	13	32	45	45.0	21	40	18	6	22	147	147.0
NEBRASKA-OMAHA	11/14/17	103-71	W	34-77	.442	17-39	.436	18-24	.750	19	29	48	46.5	19	21	18	5	11	103	125.0
at New Mexico State	11/17/17	56-75	L	20-52	.385	6-20	.300	10-15	.667	9	16	25	39.3	22	5	17	1	2	56	102.0
TENNESSEE TECH	11/21/17	96-104	L	28-69	.406	16-39	.410	24-29	.828	11	21	32	37.5	26	19	14	6	7	96	100.5
vs TCU	11/24/17	67-69	L	23-67	.343	6-30	.200	15-18	.833	12	23	35	37.0	19	8	9	3	7	67	93.8
vs Maryland	11/25/17	65-80	L	21-63	.333	9-29	.310	14-14	1.000	13	15	28	35.5	26	12	13	2	7	65	89.0
EVANSVILLE	11/29/17	78-59	W	30-61	.492	11-27	.407	7-9	.778	9	21	30	34.7	21	23	11	4	9	78	87.4
at UTEP	12/2/17	76-88	L	21-56	.375	11-31	.355	23-35	.657	10	27	37	35.0	25	11	14	0	4	76	86.0
at Colorado	12/6/17	57-75	L	21-71	.296	9-31	.290	6-16	.375	9	21	30	34.4	21	10	7	2	10	57	82.8
NEW MEXICO STATE	12/9/17	62-65	L	21-54	.389	8-28	.286	12-17	.706	9	27	36	34.6	20	9	19	3	5	62	80.7
ARIZONA	12/16/17	73-89	L	24-62	.387	12-34	.353	13-14	.929	8	15	23	33.5	21	15	7	2	6	73	80.0
RICE	12/19/17	78-69	W	25-62	.403	9-31	.290	19-23	.826	13	27	40	34.1	14	16	12	2	5	78	79.8
PRAIRIE VIEW A&M	12/22/17	87-78	W	28-60	.467	11-30	.367	20-24	.833	15	24	39	34.5	16	17	14	3	7	87	80.4
AIR FORCE	12/27/17	87-58	W	31-62	.500	14-33	.424	11-14	.786	7	27	34	34.4	20	21	8	4	9	87	80.9
at Nevada	12/30/17	74-77	L	27-63	.429	11-32	.344	9-11	.818	14	27	41	34.9	20	15	14	2	2	74	80.4
at Boise State	01/03/18	62-90	L	22-63	.349	6-27	.222	12-15	.800	5	20	25	34.2	16	12	13	0	7	62	79.2
SAN JOSE STATE	1/6/18	80-47	W	28-60	.467	13-36	.361	11-19	.579	12	22	34	34.2	21	23	6	2	12	80	79.3
WYOMING	1/10/18	75-66	W	23-50	.460	10-24	.417	19-25	.760	10	24	34	34.2	18	13	20	6	7	75	79.1
at Fresno State	01/13/18	80-89	L	28-54	.519	8-25	.320	16-19	.842	4	20	24	33.7	22	17	10	2	6	80	79.1
at UNLV	01/17/18	85-81	W	28-64	.438	10-26	.385	19-22	.864	11	23	34	33.7	20	12	11	1	5	85	79.4
SAN DIEGO STATE	1/20/18	79-75	W	24-58	.414	13-29	.448	18-25	.720	11	23	34	33.7	16	13	5	3	4	79	79.4
COLORADO STATE	1/27/18	80-65	W	28-54	.519	13-34	.382	11-15	.733	7	8	15	32.9	13	23	7	4	9	80	79.4
at Utah State	01/31/18	80-89	L	29-60	.483	13-28	.464	9-10	.900	8	17	25	32.5	16	18	10	3	4	80	79.4
at San Jose State	02/03/18	71-68	W	24-58	.414	11-35	.314	12-20	.600	7	12	19	32.0	21	14	10	5	11	71	79.1
BOISE STATE	2/6/18	71-73	L	24-52	.462	11-23	.478	12-16	.750	3	23	26	31.7	15	15	11	6	8	71	78.8
at Air Force	2/10/18	92-100	L	28-56	.500	14-27	.519	22-28	.786	6	18	24	31.4	26	15	17	1	6	92	79.3
UTAH STATE	2/14/18	78-63	W	30-65	.462	11-28	.393	7-9	.778	9	19	28	31.3	18	18	9	3	12	78	79.2
at Wyoming	02/20/18	119-114	W	37-60	.617	13-27	.481	32-43	.744	5	29	34	31.4	32	17	20	1	9	119	80.6
UNLV	2/25/18	91-90	W	28-56	.500	11-22	.500	24-29	.828	4	24	28	31.3	29	11	10	3	2	91	81.0
at Colorado State	2/28/18	108-87	W	37-61	.607	10-30	.333	24-29	.828	10	27	37	31.5	24	18	18	3	12	108	81.9
FRESNO STATE	3/3/18	95-86	Wot	29-54	.537	10-20	.500	27-31	.871	8	23	31	31.5	23	11	18	1	5	95	82.3
New Mexico		2552		856-1889	.453	345-914	.377	495-640	.773	291	684	975	31.5	641	492	390	89	232	2552	82.3
Opponents		2416		851-1754	.485	207-538	.385	507-706	.718	318	808	1126	36.3	621	416	524	106	188	2416	77.9

Games played: 31
Points/game: 82.3
FG Pct: 45.3
3FG Pct: 37.7
FT Pct: 77.3

Rebounds/game: 31.5
Assists/game: 15.9
Turnovers/game: 12.6
Assist/turnover ratio: 1.3
Steals/game: 7.5
Blocks/game: 2.9

2017-18 SEASON STATISTICS

2017-18 Opponent Game-by-Game

Opponent	Date	Score		Total		3-Pointers		Free throws		Rebounds										
				fg-fga	pct	3fg-fga	pct	ft-fa	pct	off	def	tot	avg	pf	a	t/o	blk	stl	pts	avg
NORTHERN NEW MEXIC	11/11/17	147-76	W	26-70	.371	6-21	.286	18-24	.750	13	17	30	30.0	20	16	33	0	13	76	76.0
NEBRASKA-OMAHA	11/14/17	103-71	W	22-57	.386	10-30	.333	17-26	.654	9	28	37	33.5	21	12	26	2	9	71	73.5
at New Mexico State	11/17/17	56-75	L	25-64	.391	4-20	.200	21-29	.724	25	25	50	39.0	19	14	14	2	6	75	74.0
TENNESSEE TECH	11/21/17	96-104	L	34-61	.557	12-22	.545	24-32	.750	9	30	39	39.0	25	23	17	4	13	104	81.5
vs TCU	11/24/17	67-69	L	28-59	.475	4-14	.286	9-17	.529	13	33	46	40.4	19	14	16	9	4	69	79.0
vs Maryland	11/25/17	65-80	L	24-46	.522	8-15	.533	24-27	.889	9	29	38	40.0	18	15	22	6	3	80	79.2
EVANSVILLE	11/29/17	78-59	W	19-52	.365	3-13	.231	18-23	.783	15	24	39	39.9	17	8	21	3	6	59	76.3
at UTEP	12/2/17	76-88	L	29-54	.537	9-24	.375	21-27	.778	2	31	33	39.0	25	10	14	0	4	88	77.8
at Colorado	12/6/17	57-75	L	26-52	.500	9-15	.600	14-22	.636	9	49	58	41.1	21	14	23	5	3	75	77.4
NEW MEXICO STATE	12/9/17	62-65	L	26-61	.426	4-20	.200	9-18	.500	15	29	44	41.4	21	11	17	6	8	65	76.2
ARIZONA	12/16/17	73-89	L	32-50	.640	9-13	.692	16-21	.762	6	29	35	40.8	14	17	10	5	4	89	77.4
RICE	12/19/17	78-69	W	27-62	.435	6-26	.231	9-13	.692	10	26	36	40.4	18	11	13	2	5	69	76.7
PRAIRIE VIEW A&M	12/22/17	87-78	W	30-58	.517	9-18	.500	9-17	.529	9	20	29	39.5	22	17	16	6	10	78	76.8
AIR FORCE	12/27/17	87-58	W	22-58	.379	3-16	.188	11-20	.550	15	24	39	39.5	15	7	17	2	4	58	75.4
at Nevada	12/30/17	74-77	L	25-57	.439	8-24	.333	19-29	.655	10	22	32	39.0	13	16	5	6	7	77	75.5
at Boise State	01/03/18	62-90	L	38-64	.594	8-18	.444	6-12	.500	9	36	45	39.4	15	18	17	1	8	90	76.4
SAN JOSE STATE	1/6/18	80-47	W	14-44	.318	3-11	.273	16-24	.667	10	24	34	39.1	19	7	20	1	3	47	74.7
WYOMING	1/10/18	75-66	W	26-53	.491	4-12	.333	10-12	.833	4	19	23	38.2	22	9	18	5	7	66	74.2
at Fresno State	01/13/18	80-89	L	32-49	.653	9-12	.750	16-24	.667	2	24	26	37.5	21	16	9	4	3	89	75.0
at UNLV	01/17/18	85-81	W	30-62	.484	2-13	.154	19-30	.633	13	27	40	37.7	20	18	12	7	5	81	75.3
SAN DIEGO STATE	1/20/18	79-75	W	27-61	.443	8-21	.381	13-15	.867	12	28	40	37.8	25	13	12	6	3	75	75.3
COLORADO STATE	1/27/18	80-65	W	26-49	.531	5-10	.500	8-10	.800	15	20	35	37.6	19	11	23	2	4	65	74.8
at Utah State	01/31/18	80-89	L	31-55	.564	13-24	.542	14-17	.824	9	23	32	37.4	12	15	13	3	7	89	75.4
at San Jose State	02/03/18	71-68	W	24-51	.471	3-13	.231	17-22	.773	14	29	43	37.6	22	13	25	2	7	68	75.1
BOISE STATE	2/6/18	71-73	L	27-62	.435	4-12	.333	15-17	.882	14	27	41	37.8	14	6	10	1	8	73	75.0
at Air Force	2/10/18	92-100	L	36-61	.590	5-18	.278	23-26	.885	9	24	33	37.6	27	20	15	5	5	100	76.0
UTAH STATE	2/14/18	78-63	W	20-39	.513	10-20	.500	13-17	.765	2	27	29	37.3	16	10	23	2	3	63	75.5
at Wyoming	02/20/18	119-114	W	37-64	.578	13-23	.565	27-38	.711	4	24	28	36.9	32	19	18	2	7	114	76.9
UNLV	2/25/18	91-90	W	29-60	.483	4-7	.571	28-40	.700	13	26	39	37.0	21	17	11	1	3	90	77.3
at Colorado State	2/28/18	108-87	W	31-62	.500	5-16	.313	20-29	.690	11	16	27	36.7	24	13	19	3	9	87	77.7
FRESNO STATE	3/3/18	95-86	Wot	28-57	.491	7-17	.412	23-28	.821	8	18	26	36.3	24	6	15	3	7	86	77.9
Opponents		2416		851-1754	.485	207-538	.385	507-706	.718	318	808	1126	36.3	621	416	524	106	188	2416	77.9
New Mexico		2552		856-1889	.453	345-914	.377	495-640	.773	291	684	975	31.5	641	492	390	89	232	2552	82.3

Games played: 31
Points/game: 77.9
FG Pct: 48.5
3FG Pct: 38.5
FT Pct: 71.8

Rebounds/game: 36.3
Assists/game: 13.4
Turnovers/game: 16.9
Assist/turnover ratio: 0.8
Steals/game: 6.1
Blocks/game: 3.4

2017-18 Game-by-Game Highs

Opponent	Date	Score	Points	Rebounds	Assists	Steals	Blocked shots
NORTHERN NEW MEXICO	11/11/17	147-76	24-McNEAL, Chris	7-PINCHUK, Vladimir SIMONS, Troy	10-McNEAL, Chris	5-SIMONS, Troy	3-FURSTINGER, Joe
NEBRASKA-OMAHA	11/14/17	103-71	24-SIMONS, Troy	8-FURSTINGER, Joe	5-JACKSON, Antino	4-SIMONS, Troy	4-FURSTINGER, Joe
at New Mexico State	11/17/17	56-75	14-MATHIS, Anthony	7-LOGWOOD, Sam	2-LOGWOOD, Sam	1-SIMONS, Troy KUIPER, Dane	1-SIMONS, Troy
TENNESSEE TECH	11/21/17	96-104	29-McNEAL, Chris	9-FURSTINGER, Joe	6-McNEAL, Chris	2-KUIPER, Dane	4-FURSTINGER, Joe
vs TCU	11/24/17	67-69	27-LOGWOOD, Sam	7-FURSTINGER, Joe	2-FURSTINGER, Joe McNEAL, Chris	3-SIMONS, Troy	3-FURSTINGER, Joe
vs Maryland	11/25/17	65-80	19-McNEAL, Chris	8-KUIPER, Dane	3-JACKSON, Antino	2-SIMMONS, Jachai	1-SIMONS, Troy SIMMONS, Jachai
EVANSVILLE	11/29/17	78-59	14-LOGWOOD, Sam SIMONS, Troy	5-LOGWOOD, Sam FURSTINGER, Joe	10-JACKSON, Antino	3-SIMONS, Troy	2-FURSTINGER, Joe
at UTEP	12/2/17	76-88	22-LOGWOOD, Sam	8-SIMONS, Troy	4-LOGWOOD, Sam	2-JACKSON, Antino	None
at Colorado	12/6/17	57-75	15-MATHIS, Anthony	7-FURSTINGER, Joe	3-McNEAL, Chris	3-SIMONS, Troy	1-MALUACH, Makua KUIPER, Dane
NEW MEXICO STATE	12/9/17	62-65	14-JACKSON, Antino	7-SIMONS, Troy	3-KUIPER, Dane	2-MALUACH, Makua	2-FURSTINGER, Joe
ARIZONA	12/16/17	73-89	24-KUIPER, Dane	5-FURSTINGER, Joe	5-LOGWOOD, Sam	2-FURSTINGER, Joe SIMONS, Troy	1-MALUACH, Makua PINCHUK, Vladimir
RICE	12/19/17	78-69	17-FURSTINGER, Jo	12-FURSTINGER, Jo	6-KUIPER, Dane	4-SIMONS, Troy	1-FURSTINGER, Joe PINCHUK, Vladimir
PRAIRIE VIEW A&M	12/22/17	87-78	20-FURSTINGER, Jo	10-FURSTINGER, Jo	4-FURSTINGER, Joe SIMMONS, Jachai	2-SIMONS, Troy	1-SIMONS, Troy MALUACH, Makuac SIMMONS, Jachai
AIR FORCE	12/27/17	87-58	15-SIMMONS, Jachai	12-FURSTINGER, Jo	9-JACKSON, Antino	3-SIMMONS, Jachai KUIPER, Dane	2-FURSTINGER, Joe
at Nevada	12/30/17	74-77	17-MATHIS, Anthony	10-FURSTINGER, Jo	8-JACKSON, Antino	1-SIMMONS, Jachai SIMONS, Troy	1-FURSTINGER, Joe SIMMONS, Jachai
at Boise State	01/03/18	62-90	15-FURSTINGER, Jo	6-FURSTINGER, Joe	7-McNEAL, Chris	2-KUIPER, Dane SIMONS, Troy	None
SAN JOSE STATE	1/6/18	80-47	15-MALUACH, Makua	9-FURSTINGER, Joe	7-JACKSON, Antino	5-FURSTINGER, Joe	2-FURSTINGER, Joe
WYOMING	1/10/18	75-66	20-JACKSON, Antino	10-FURSTINGER, Jo	4-FURSTINGER, Joe JACKSON, Antino	4-JACKSON, Antino	2-PINCHUK, Vladimir FURSTINGER, Joe
at Fresno State	01/13/18	80-89	21-MALUACH, Makua	8-FURSTINGER, Joe	5-JACKSON, Antino	3-JACKSON, Antino	2-FURSTINGER, Joe
at UNLV	01/17/18	85-81	19-MALUACH, Makua	9-FURSTINGER, Joe	5-JACKSON, Antino	2-SIMMONS, Jachai JACKSON, Antino	1-KUIPER, Dane
SAN DIEGO STATE	1/20/18	79-75	24-JACKSON, Antino	10-FURSTINGER, Jo	6-JACKSON, Antino	1-FURSTINGER, Joe SIMMONS, Jachai MATHIS, Anthony JACKSON, Antino	1-MALUACH, Makua PINCHUK, Vladimir FURSTINGER, Joe
COLORADO STATE	1/27/18	80-65	13-FURSTINGER, Jo MATHIS, Anthony SIMONS, Troy	4-FURSTINGER, Joe	11-JACKSON, Antino	4-SIMONS, Troy	2-KUIPER, Dane
at Utah State	01/31/18	80-89	25-MATHIS, Anthony	9-FURSTINGER, Joe	6-FURSTINGER, Joe	1-SIMONS, Troy FURSTINGER, Joe MALUACH, Makuac KUIPER, Dane	3-FURSTINGER, Joe
at San Jose State	02/03/18	71-68	17-JACKSON, Antino	7-FURSTINGER, Joe	5-JACKSON, Antino	2-LOGWOOD, Sam KUIPER, Dane McNEAL, Chris JACKSON, Antino	4-FURSTINGER, Joe
BOISE STATE	2/6/18	71-73	17-MATHIS, Anthony	7-FURSTINGER, Joe	5-McNEAL, Chris	2-KUIPER, Dane SIMONS, Troy	5-FURSTINGER, Joe
at Air Force	2/10/18	92-100	26-MALUACH, Makua	5-JACKSON, Antino LOGWOOD, Sam	10-JACKSON, Antino	3-MALUACH, Makua	1-KUIPER, Dane
UTAH STATE	2/14/18	78-63	25-MATHIS, Anthony	7-FURSTINGER, Joe	5-SIMONS, Troy JACKSON, Antino	3-JACKSON, Antino	2-FURSTINGER, Joe
at Wyoming	02/20/18	119-114	24-SIMONS, Troy LOGWOOD, Sam	9-LOGWOOD, Sam	6-McNEAL, Chris	3-McNEAL, Chris	1-FURSTINGER, Joe
UNLV	2/25/18	91-90	18-MATHIS, Anthony	10-LOGWOOD, Sam	5-JACKSON, Antino	2-SIMONS, Troy	2-FURSTINGER, Joe
at Colorado State	2/28/18	108-87	22-FURSTINGER, Jo	7-FURSTINGER, Joe SIMONS, Troy	9-JACKSON, Antino	4-JACKSON, Antino	2-FURSTINGER, Joe
FRESNO STATE	3/3/18	95-86	23-MATHIS, Anthony	9-FURSTINGER, Joe	4-JACKSON, Antino	2-SIMONS, Troy	1-PINCHUK, Vladimir

MARCH 3, 2018 - NEW MEXICO 95, FRESNO STATE 86 - Albuquerque, N.M.

Lobos Lock in Third with OT Senior Night Win

ALBUQUERQUE, N.M. --- The University of New Mexico men's basketball team sent its seniors off in style on Saturday night in Dreamstyle Arena - The Pit with a thrilling 95-86 overtime victory over Fresno State to clinch the third seed in the 2018 Mountain West Championships. The Lobos, now 17-14, 12-6 in the league, were picked to finish ninth this season and end conference play on a five-win streak.

Following the close matchup, which saw five players score in double figures, seniors Joe Furstinger, Sam Logwood and Antino Jackson were honored.

"The three seniors are terrific young men, I'm really happy for them, particularly the guys who have been here and maybe have been through a lot the past few years," head coach Paul Weir said. "To finish with a good conference season like this maybe makes up for some things that weren't great in the past, and then Antino came in and had a really good year for us too.

"I'm glad to enjoy those festivities, but right now it's on to the tournament and we'll start on that tomorrow morning."

Leading by five at the half, 39-34, the Lobos got out to as much as a 14-point lead with 14:53 left in the second half, and again at the 14:12 mark. Fresno State followed with a 10-0 run to cut the Lobo lead to just four, 54-50. The Lobos responded however, embarking on a 12-4 run capped by a pair of 3-pointers from junior Anthony Mathis within 12 seconds.

Mathis connected at 8:54 to put the Lobos up nine before junior Troy Simons promptly snatched a steal on the inbound play and passed to Mathis for another three at 8:42 that got the crowd fired up, 66-54 Lobos.

UNM held at least a five-point advantage for the next eight minutes but, with 47 seconds on the clock, Fresno State's Sam Bittner stole the ball and passed it to Jahmel Taylor, who finished with a team-best 23 points on the night, who scored a layup to cut the Lobo lead to three, 81-78.

The Lobos called a timeout, followed by a UNM turnover and, with 17 seconds left, Taylor hit a three to tie it 81-81. Jackson attempted to take the win with three seconds left but missed from 3-point range and the Lobos got the offensive rebound to maintain possession with 1.8 seconds left on the clock.

Coach Weir called another timeout to draft a play that led Mathis to attempt a jumper, but the shot didn't fall and the teams went into extra minutes.

After allowing their lead to slip away in the waning minutes of the second half, the Lobos didn't make the same mistake twice. UNM allowed the Bulldogs to score just five points in five minutes of overtime, all free throws, while the Lobos scored 14. UNM's 14 points in overtime started and ended with a pair of Simons free throws as he went 6-for-6 from the stripe in the extra frame, as well as a layup from Furstinger, a 3-pointer and a free throw from Jackson and another pair of free throws from junior Chris McNeal.

With just 21 seconds left on the clock and the Lobos ahead by nine, Coach Weir substituted out Logwood and he followed by subbing out Furstinger with 11 seconds left. As he did so, the crowd of 13,069 erupted for its tenured seniors.

"I don't even know what to say. The fans, they are unreal and unbelievable. It's a great opportunity for anyone that hears (these fans)," Jackson said. "This place is really home. They made me feel like I'm really at home in just a small amount of time, but I feel like I've been here for four years ... This is a very special city, and I'm very happy to be a part of it."

The five Lobos to score in double figures on the night include Mathis, who registered 23 points for his 18th straight game scoring in double figures. He went a perfect 5-for-5 from behind the arc, 2-for-2 from the charity stripe and 8-for-9 from the field.

Mathis was followed by Jackson who netted 16 points and collected four assists and one steal and Simons who also scored 16 points while nabbing two steals and going 8-for-8 from the free throw line. Logwood added 12 points, five rebounds and three steals while Furstinger nearly notched his seventh double-double of the season with 11 points and nine rebounds.

UNM outshot Fresno State 53.7-49.1 percent on the night and 50.0-41.2 percent from 3-point range. The Lobos also shot 87.1 percent from the free throw line compared to 81.1 percent for Fresno State.

The Lobos outrebounded the Bulldogs, marking just the 10th time all season that UNM has outrebounded its opponent, the fifth time in conference play.

UNM claims the third seed in the 2018 Mountain West Tournament and will play the winner of the No. 6 (Wyoming) and No. 11 (San José State) seeds on Thursday, March 8 at 9:30 p.m. MT in Las Vegas, Nev.

Official Basketball Box Score -- Game Totals -- Final Statistics

Fresno State vs New Mexico
3/3/18 7 p.m. at Dreamstyle Arena - The Pit

Fresno State 86 • 21-10, 11-7 MW

#	Player	Total		3-Ptr	FT-FTA	Rebounds		PF	TP	A	TO	Bk	Stl	Min
		FG-FGA	FG-FGA			Off	Def							
11	WILLIAMS, Bryson	6-12	0-0	2-2	2	6	8	5	14	0	4	0	1	40-
20	BITTNER, Sam	1-5	1-4	0-0	0	1	1	2	3	2	1	0	2	36
05	TAYLOR, Jahmel	7-11	5-7	4-6	1	2	3	4	23	1	3	0	1	29
21	TAYLOR, Deshon	6-13	1-3	10-12	2	2	4	2	23	2	1	0	2	41
22	BOWLES, Ray	3-7	0-2	5-6	0	0	0	5	11	1	3	0	0	35
03	McWILLIAMS, Johnny	1-4	0-1	0-0	0	0	0	2	2	0	0	0	0	10
32	GRIMES, Nate	0-0	0-0	0-0	1	0	1	0	0	0	0	1	0	7
34	CARTER II, Terrell	4-5	0-0	2-2	2	5	7	4	10	0	3	2	1	27
Team						0	2	2						
Totals		28-57	7-17	23-28		8	18	26	24	86	6	15	3	7 225
FG % 1st Half: 13-26		50.0%	2nd half: 15-27	55.6%	OT: 0-4	0.0%	Game: 28-57	49.1%	Deadball					
3FG % 1st Half: 3-8		37.5%	2nd half: 4-9	44.4%	OT: 0-0	0.0%	Game: 7-17	41.2%	Rebounds					
FT % 1st Half: 5-6		83.3%	2nd half: 13-14	92.9%	OT: 5-8	62.5%	Game: 23-28	82.1%	3,1					

New Mexico 95 • 17-14, 12-6 MW

#	Player	Total		3-Ptr	FT-FTA	Rebounds		PF	TP	A	TO	Bk	Stl	Min
		FG-FGA	FG-FGA			Off	Def							
02	LOGWOOD, Sam	4-6	0-0	4-5	1	4	5	3	12	3	3	0	0	35
05	FURSTINGER, Joe	5-7	0-0	1-3	0	9	9	1	11	0	4	0	1	35
01	McNEAL, Chris	1-2	1-1	2-2	0	0	0	3	5	1	2	0	0	18
03	JACKSON, Antino	4-13	2-8	6-7	1	1	2	5	16	4	4	0	1	31
14	KUIPER, Dane	3-4	0-1	1-1	0	2	2	1	7	1	0	0	1	22
10	MALUACH, Makuach	1-6	0-1	1-1	2	0	2	3	3	0	1	0	0	16
15	PINCHUK, Vladimir	0-1	0-0	2-2	1	0	1	1	2	0	0	1	0	5
31	SIMONS, Troy	3-6	2-4	8-8	1	5	6	2	16	2	1	0	2	31
32	MATHIS, Anthony	8-9	5-5	2-2	0	2	2	4	23	0	3	0	0	32
Team						2	0	2						
Totals		29-54	10-20	27-31		8	23	31	23	95	11	18	1	5 225
FG % 1st Half: 13-27		48.1%	2nd half: 14-23	60.9%	OT: 2-4	50.0%	Game: 29-54	53.7%	Deadball					
3FG % 1st Half: 5-10		50.0%	2nd half: 4-7	57.1%	OT: 1-3	33.3%	Game: 10-20	50.0%	Rebounds					
FT % 1st Half: 8-8		100.0	2nd half: 10-13	76.9%	OT: 9-10	90.0%	Game: 27-31	87.1%	2					

Officials: Tom O'Neill, Winston Stith, Jimmy Casas

Technical fouls: Fresno State-None, New Mexico-None.

Attendance: 13069

Score by periods	1st	2nd	OT	Total
Fresno State	34	47	5	86
New Mexico	39	42	14	95

Last FG - FS 2nd-00:17, NM OT-01:16.

Largest lead - FS by 2 1st-11:52, NM by 14 2nd-14:53.

FS led for 00:36. NM led for 37:28. Game was tied for 06:56.

	In	Off	2nd	Fast
Points	Paint	T/O	Chance	Break
FS	34	23	6	12
NM	36	18	11	21
				44

Score tied - 8 times.

Lead changed - 2 times.

LAST TIME VS WYOMING ...

FEB. 20, 2018 · NEW MEXICO 119, WYOMING 114 · Laramie, Wyo.

Lobos Break Records, Put Up 119 at Wyoming

LARAMIE, WYO. --- The University of New Mexico men's basketball team earned an exciting 119-114 victory on the road at Wyoming on Tuesday night, marking the first time the Lobos have claimed a win inside Arena-Auditorium since January 2014. The Lobos' 119 points is a record for most points allowed by Wyoming in their home arena in the history of the program.

The Lobos notched several records on the night and had multiple notable performances including:

-UNM broke the all-time program record for most 3-pointers in a season (301). The new record is now set at 314.

-The Lobos broke the record for most points scored in a conference game, previously 113 set against Utah on Jan. 28 1978.

-With a total score of 233 points between both squads, the Lobos broke the record for most points scored in a conference game by both teams (previously 209).

-Senior Sam Logwood and junior Troy Simons finished the game with 24 points apiece off of the bench, tying for 11th all-time in Lobo history for most points scored off the bench.

-Freshman Makuach Maluach now ranks 9th in Lobo history in most points scored by a freshman (278).

With the win, the Lobos improve to 9-6 in Mountain West play, 14-14 on the season, and claim solo fourth place in the league standings. Wyoming drops to sixth in the standings with an 8-7 record, 17-11 overall. Prior to Tuesday's game, Wyoming was 11-3 at home including a pair of victories over the top two teams in the league, No. 20 Nevada and (RV) Boise State.

The Lobos were led on the night by Logwood and Simons who collected 24 points apiece. Logwood went 11-for-12 from the floor collecting nine rebounds while Simons was 8-for-11 on the night including 4-for-6 from behind the arc.

Four other Lobos scored in double figures including Maluach (20), junior Chris McNeal (17), junior Dane Kuiper (11) and junior Anthony Mathis (10). Mathis extends his double-figure streak to 15 games.

As a team, the Lobos fired at a clip of 61.7%, though allowed the Cowboys to shoot 57.8% from the floor. Wyoming outshot the Lobos from 3-point range 56.5 percent to 48.1 percent, though both teams netted 13 3-pointers.

"I thought in the second half to start, I thought we were pretty good. We got a little bit of a lead there," head coach Paul Weir said. "And then that last 10 minutes was as wild a 10 as I've ever been a part of. From the fouling to the up-and-down, it was just kind of a really weird game. I'm thankful we got the win, but I don't think I've ever been part of a game like that."

After heading into the half up by two, 55-53, the Lobos came out of the locker room letting up five straight points to allow Wyoming to get out to a 3-point lead. It was then that the Lobos went off on a 12-0 run that included a Simons jumper, steal and 3-pointer all within 10 seconds. The run was sparked by a 3-pointer from Antino Jackson and capped by a dunk by Logwood for a nine-point Lobo lead, 67-58, with 16:50 on the clock.

In a game that had eight lead changes, the Lobos never trailed again, getting out to a 10-point lead with 8:40 left and extending it to a game-high 15-point lead with 3:19 left on a 3-pointer by Mathis, 99-84. From that point, the Lobos scored 20 more points over the final stretch, 18 of which came from free throws.

Wyoming continued to penetrate the Lobo defense to close out the game, reducing the 15-point UNM advantage to just five as time expired. The Cowboys hit a pair of clutch 3-pointers with less than 21 seconds on the clock and scored 12 points over the last 36 seconds of the contest.

Both teams combined for an incredible 64 fouls (32 apiece) en route to 59 combined free throws made. The Lobos scored a season-high 32 points from the stripe while the Cowboys notched 27, the most against UNM this season.

Maluach scored 12 of his 20 points on the night from the free-throw line, going 12-for-15, followed by McNeal who was 10-for-12.

The Lobos return to action on Sunday, February 25 as they take on UNLV in a special 12 p.m. contest to be aired live on CBS Sports Network. The Runnin' Rebels will be looking for revenge after the Lobos claimed an 85-81 victory on the road earlier this season, marking the first road win of the season.

Official Basketball Box Score - Game Totals - Final Statistics

New Mexico vs Wyoming
02/20/18 7:05 pm at Laramie, Wyo.

New Mexico 119 • 14-14, 9-6 MW

#	Player	Total		3-Ptr		Rebounds			PF	TP	A	TO	Blk	Stl	Min
		FG	FGA	FG	FGA	FT	FTA	Off Def Tot							
05	FURSTINGER, Joe	r	4-5	0-1	1-1	2	3	5	9	0	5	1	0	14	
01	McNEAL, Chris	r	3-8	1-5	10-12	0	0	0	4	17	6	5	0	3	26
03	JACKSON, Antino	g	1-3	1-2	0-0	0	1	1	3	3	2	4	0	2	24
10	MALUACH, Makuach	g	3-7	2-3	12-15	1	1	2	3	20	2	0	0	1	25
14	KUIPER, Dane	g	3-4	3-4	2-2	0	5	5	2	11	2	0	0	1	27
02	LOGWOOD, Sam		11-12	0-0	2-3	1	8	9	2	24	2	3	0	0	30
11	SIMMONS, Jachai		0-2	0-2	0-0	0	1	1	0	0	1	0	0	0	5
15	PINCHUK, Vladimir		0-1	0-0	1-4	1	2	3	4	1	1	0	0	0	11
31	SIMONS, Troy		8-11	4-6	4-6	0	6	6	4	24	1	1	0	1	25
32	MATHIS, Anthony		4-7	2-4	0-0	0	2	2	5	10	0	1	0	1	13
Team								0	0	0			1		
Totals			37-60	13-23	32-43	5	29	34	32	119	17	20	1	9	200
FG % 1st Half: 19-32		59.4%	2nd half: 18-28	64.3%	Game: 37-60		61.7%	Deadball							
3FG % 1st Half: 8-18		44.4%	2nd half: 5-9	55.6%	Game: 13-27		48.1%	Rebounds							
FT % 1st Half: 9-14		64.3%	2nd half: 23-29	79.3%	Game: 32-43		74.4%	5							

Wyoming 114 • 17-11, 8-7 MW

#	Player	Total		3-Ptr		Rebounds			PF	TP	A	TO	Blk	Stl	Min
		FG	FGA	FG	FGA	FT	FTA	Off Def Tot							
02	MOEMEKA, Andrew	r	2-3	0-0	0-0	0	0	1	1	5	4	0	1	0	15
20	DALTON, Hayden	r	7-14	5-8	2-2	0	6	6	4	21	4	4	0	0	30
01	JAMES, Justin	g	6-12	1-2	10-15	0	5	5	3	23	4	0	1	2	36
10	KELLEY, Cody	g	3-4	1-1	0-0	0	1	1	2	7	2	1	0	1	18
12	MALDONADO, Hunter	g	0-3	0-1	2-2	0	1	1	2	2	0	4	0	1	14
00	REDDING, Nyaires		2-4	1-2	2-2	0	2	2	5	7	3	3	0	1	19
03	AKA GORSKI, Alexander		3-6	1-4	5-6	0	2	2	5	12	1	1	0	1	22
05	HERNDON, Alan		1-1	0-0	0-0	0	3	3	1	2	1	3	0	0	7
13	AVERBUCK, Sam		0-0	0-0	0-0	0	0	0	1	0	0	0	0	0	0+
10	MUELLER, Austin		2-2	1-1	0-0	0	0	0	1	5	0	0	0	1	11
24	ADAMS, Louis		11-15	3-4	6-11	1	3	4	3	31	4	1	1	0	28
Team								3	0	3					
Totals			37-64	13-23	27-38	4	24	28	32	114	19	18	2	7	200
FG % 1st Half: 17-30		56.7%	2nd half: 20-34	58.8%	Game: 37-64		57.8%	Deadball							
3FG % 1st Half: 6-11		54.5%	2nd half: 7-12	58.3%	Game: 13-23		56.5%	Rebounds							
FT % 1st Half: 13-15		86.7%	2nd half: 14-23	60.9%	Game: 27-38		71.1%	5							

Officials: Mike Reed, Eric Curry, Deron White

Technical fouls: New Mexico-None. Wyoming-ADAMS, Louis.

Attendance: 4321

Score by periods	1st	2nd	Total
New Mexico	55	64	119
Wyoming	53	61	114

Last FG - NM 2nd-00:26, WYO 2nd-00:02.

Largest lead - NM by 15 2nd-03:19, WYO by 3 1st-04:19.

NM led for 35:35. WYO led for 02:02. Game was tied for 02:23.

Score tied - 6 times.

Lead changed - 8 times.

LAST TIME VS SAN JOSÉ STATE

FEB. 3, 2018 · NEW MEXICO 71, SAN JOSÉ STATE 68 · San Jose, Calif.

Lobos Win On the Road at San José State

SAN JOSE, CALIF. --- The University of New Mexico men's basketball team claimed a 71-68 victory over the San José State Spartans on Saturday marking its second road victory of the season and first in cherry uniforms. With the win, the Lobos once again even their record and claim sole possession of third place in the Mountain West.

UNM (12-12, 7-4 MW) was led by four players to score in double figures including senior Antino Jackson (17), junior Anthony Mathis (15), senior Joe Furstinger (12) and senior Sam Logwood (10). Furstinger also added seven rebounds, four offensive, a career-high tying four blocks, an assist and a steal.

With the loss, SJSU falls to 3-19 on the season and remains winless in the Mountain West (0-11).

The Lobos started out strong opening with 3-pointers from Mathis and junior Chris McNeal before going on a 10-0 run to make it an 11-point game, 13-2, at just the 15:23 mark.

UNM stretched the lead to 13, the largest of the game, with 10:14 left in the first half on another Mathis three, making the score 21-8. Mathis went 4-of-8 from behind the arc on the night.

It was then that SJSU began a comeback that led to a three-point Spartan lead at the half. SJSU went on a 17-3 run over 5:24 to overcome the deficit and claim the lead, 25-24.

The score was tied twice more before UNM went into the half down 39-36. The Lobos are now 3-11 on the season when trailing at the half, 3-4 in conference play.

A Furstinger layup kicked off the second half and reduced the home-team lead to one, 39-38. After a good SJSU free throw, Jackson hit another three to give the Lobos back the lead, 41-40, with 17:23 left to play.

UNM went up by as much as six, 48-42, following a Mathis three and a Logwood layup before SJSU's Jaycee Hillman tied it up again, 53-53 with 8:35 left. The score was also tied at 57-57 and junior Troy Simons nailed two threes within 35 seconds to put the Lobos back up by one.

The final tie was a 62-62 score with 4:12 left when UNM's Logwood hit a layup followed by a Furstinger free-throw to put UNM up by three, 65-62, with 3:02 left.

Logwood drew a foul with 1:49 on the clock and the Lobos up by two, hitting both free throws to make it a four-point game. A Furstinger steal put the ball back in Logwood's hands for a layup for another six-point advantage, 69-63. SJSU went on a 5-1 run over 36 seconds to narrow it back to a two-point game, 70-68 until Logwood iced it with another free throw with two seconds left for the 71-68 final.

Mathis has now registered 11-straight games scoring in double digits. Overall, the Lobos were outshot 47.1-41.4 percent and outrebounded 43-19. However, UNM went 11-of-35 from behind the arc (31.4 percent) compared to 3-of-13 (23.1 percent) for the Spartans.

Saturday marked the first time this season that both the UNM men's and women's basketball teams won on the same day.

The Lobos return to action on Tuesday as they host (RV) Boise State at 8 p.m. on ESPNU in Dreamstyle Arena - The Pit.

Official Basketball Box Score -- Game Totals -- Final Statistics
New Mexico vs San Jose State
02/03/18 3:00 PM at San Jose, Calif. (The Event Center)

New Mexico 71 • 12-12, 7-4 MW

#	Player		Total		3-Ptr		Rebounds			PF	TP	A	TO	Blk	Stl	Min
			FG	FGA	FG	FGA	FT	FTA	Off							
05	FURSTINGER, Joe	f	4-7	0-0	4-7	4	3	7	3	12	1	2	4	1	36	
01	McNEAL, Chris	g	2-7	1-6	1-2	0	2	2	2	6	3	1	0	2	24	
10	MALUACH, Makuach	g	1-2	1-1	0-0	0	0	0	4	3	1	3	0	1	22	
14	KUIPER, Dane	g	1-7	0-6	0-0	0	3	3	1	2	1	0	0	2	15	
32	MATHIS, Anthony	g	5-10	4-8	1-1	0	2	2	3	15	1	0	1	0	28	
02	LOGWOOD, Sam	g	3-5	0-0	4-7	0	0	0	3	10	1	1	0	2	22	
03	JACKSON, Antino	g	6-15	3-10	2-3	1	1	2	3	17	5	1	0	2	27	
31	SIMONS, Troy	g	2-5	2-4	0-0	1	0	1	2	6	1	2	0	1	26	
Team								1	2							
Totals			24-58	11-35	12-20	7	12	19	21	71	14	10	5	11	200	
FG % 1st Half: 13-32			40.6%	2nd half: 11-26			42.3%	Game: 24-58			41.4%	Deadball				
3FG % 1st Half: 7-19			36.8%	2nd half: 4-16			25.0%	Game: 11-35			31.4%	Rebounds				
FT % 1st Half: 3-5			60.0%	2nd half: 9-15			60.0%	Game: 12-20			60.0%	4,2				

San Jose State 68 • 3-19, 0-11 MW

#	Player		Total		3-Ptr		Rebounds			PF	TP	A	TO	Blk	Stl	Min
			FG	FGA	FG	FGA	FT	FTA	Off							
05	FISHER, Keith	f	3-5	0-0	0-0	2	3	5	1	6	0	3	0	0	11	
32	WELAGE, Ryan	f	7-16	2-7	6-6	1	3	4	3	22	1	8	0	2	39	
41	CHASTAIN, Ashtin	c	0-0	0-0	0-0	0	1	1	2	0	0	1	0	0	8	
20	BAUMANN, Noah	g	0-1	0-0	0-0	0	2	2	1	0	1	3	0	0	10	
21	JAMES, Jalen	g	0-5	0-2	2-2	0	2	2	4	2	5	2	0	0	27	
02	CARLISLE, Nai	g	3-6	0-0	2-4	2	2	4	3	8	2	0	0	2	32	
10	NICHOLS, Isaiah	g	0-3	0-1	1-2	1	2	3	1	1	1	1	0	0	13	
13	BARRY, Oumar	g	4-5	0-0	0-1	3	2	5	2	8	1	2	2	1	30	
25	HILLSMAN, Jaycee	g	7-10	1-3	6-7	2	9	11	5	21	2	4	0	2	30	
Team								3	6							
Totals			24-51	3-13	17-22	14	29	43	22	68	13	25	2	7	200	
FG % 1st Half: 16-29			55.2%	2nd half: 8-22			36.4%	Game: 24-51			47.1%	Deadball				
3FG % 1st Half: 2-8			25.0%	2nd half: 1-5			20.0%	Game: 3-13			23.1%	Rebounds				
FT % 1st Half: 5-7			71.4%	2nd half: 12-15			80.0%	Game: 17-22			77.3%	4,2				

Officials: Eric Curry, Bob Staffen, Brent Meaux
Technical fouls: New Mexico-None. San Jose State-None.
Attendance: 2151

Score by periods	1st	2nd	Total
New Mexico	36	35	71
San Jose State	39	29	68

Last FG - NM 2nd-01:09, SJ 2nd-00:33.
Largest lead - NM by 13 1st-10:14, SJ by 5 1st-03:40.
NM led for 27:36. SJ led for 10:01. Game was tied for 02:23.

Points	In	T/O	2nd	Fast
NM	26	30	13	0
SJ	34	11	12	0
				38

Score tied - 7 times.
Lead changed - 8 times.

CHARTING THE NUMBERS

	Season	Career at UNM	<u>10+ Rebound Games</u>	
<u>Double-Digit Scoring Games</u>			Joe Furstinger	6
Sam Logwood	14	34 (20-14)	Sam Logwood	1
Dane Kuiper	8	15 (11-4)		
Anthony Mathis	25	27 (15-12)	<u>Rebounding Leaders</u>	
Connor MacDougall	0	3 (2-1)	Sam Logwood	4
Chris McNeal	13	13 (6-7)	Joe Furstinger	23
Antino Jackson	16	16 (11-5)	Connor MacDougall	0
Makuach Maluach	12	12 (9-3)	Vladimir Pinchuk	1
Vladimir Pinchuk	3	3 (2-1)	Troy Simons	4
Troy Simons	9	9 (6-3)	Dane Kuiper	1
Joe Furstinger	14	14 (12-2)	Antino Jackson	1
Jachai Simmons	1	1 (1-0)		
			<u>Double-Doubles</u>	
<u>40-Point Games</u>			Sam Logwood	1
			Chris McNeal	1
<u>30-Point Games</u>			Joe Furstinger	6
			Antino Jackson	2
<u>20-Point Games</u>			<u>Assist Leaders</u>	
Sam Logwood	4	5 (2-3)	Sam Logwood	3
Chris McNeal	3	3 (1-2)	Dane Kuiper	3
Troy Simons	2	2 (2-0)	Joe Furstinger	5
Dane Kuiper	1	1 (0-1)	Anthony Mathis	0
Joe Furstinger	2	2 (2-0)	Chris McNeal	8
Antino Jackson	2	2 (2-0)	Antino Jackson	17
Makuach Maluach	2	2 (0-2)	Troy Simons	1
Anthony Mathis	3	3 (2-1)		
			* () Team's record in those games	
<u>Scoring Leaders</u>				
Sam Logwood	4	9 (6-3)		
Dane Kuiper	1	2 (0-2)		
Connor MacDougall	0	1 (0-1)		
Chris McNeal	3	3 (1-2)		
Troy Simons	4	4 (4-0)		
Anthony Mathis	9	9 (4-5)		
Antino Jackson	4	4 (3-1)		
Joe Furstinger	5	5 (4-1)		
Jachai Simmons	1	1 (1-0)		
Makuach Maluach	4	4 (2-2)		

SCORING MARGIN BREAKDOWN

Total	1	2	3	4	5	6	7	8	9	10	11-15	16-20	21+
Win	1	0	1	2	0	0	0	0	4	0	2	1	5
Loss	0	2	2	0	0	0	0	2	2	0	2	3	1

UNM INDIVIDUAL GAME HIGHS

New Mexico - INDIVIDUAL GAME HIGHS

Points	29	McNEAL, Chris vs Tennessee Tech (11/21/17)
	27	LOGWOOD, Sam vs TCU (11/24/17)
	26	MALUACH, Makuach at Air Force (2/10/18)
	25	MATHIS, Anthony vs Utah State (2/14/18)
	25	MATHIS, Anthony at Utah State (01/31/18)
Field Goals Made	11	LOGWOOD, Sam at Wyoming (02/20/18)
	10	MALUACH, Makuach at Air Force (2/10/18)
	10	LOGWOOD, Sam vs TCU (11/24/17)
Field Goal Att.	21	LOGWOOD, Sam vs TCU (11/24/17)
	16	McNEAL, Chris vs TCU (11/24/17)
	16	McNEAL, Chris vs Tennessee Tech (11/21/17)
	16	SIMONS, Troy vs Nebraska-Omaha (11/14/17)
FG Pct (min 5 made)	1.000 (7-7)	MALUACH, Makuach vs Northern New Mexico (11/11/17)
	1.000 (6-6)	PINCHUK, Vladimir vs Northern New Mexico (11/11/17)
	1.000 (5-5)	PINCHUK, Vladimir at UNLV (01/17/18)
3-Point FG Made	7	MATHIS, Anthony vs Utah State (2/14/18)
	7	McNEAL, Chris vs Tennessee Tech (11/21/17)
3-Point FG Att.	11	McNEAL, Chris vs Tennessee Tech (11/21/17)
	11	SIMONS, Troy vs Nebraska-Omaha (11/14/17)
3-Pt FG Pct (min 2 made)	1.000 (5-5)	MATHIS, Anthony vs Fresno State (3/3/18)
	1.000 (2-2)	KUIPER, Dane vs UNLV (2/25/18)
	1.000 (2-2)	MALUACH, Makuach vs UNLV (2/25/18)
	1.000 (2-2)	MALUACH, Makuach vs San Jose State (1/6/18)
	1.000 (2-2)	KUIPER, Dane at Colorado (12/6/17)
Free Throws Made	12	MALUACH, Makuach at Wyoming (02/20/18)
	12	FURSTINGER, Joe vs Prairie View A&M (12/22/17)
Free Throw Att.	15	MALUACH, Makuach at Wyoming (02/20/18)
	12	McNEAL, Chris at Wyoming (02/20/18)
	12	FURSTINGER, Joe vs Prairie View A&M (12/22/17)
FT Pct (min 3 made)	1.000 (12-12)	FURSTINGER, Joe vs Prairie View A&M (12/22/17)
	1.000 (10-10)	FURSTINGER, Joe at Colorado State (2/28/18)
	1.000 (8-8)	SIMONS, Troy vs Fresno State (3/3/18)
	1.000 (8-8)	FURSTINGER, Joe at UNLV (01/17/18)
	1.000 (7-7)	MATHIS, Anthony vs UNLV (2/25/18)
	1.000 (6-6)	MALUACH, Makuach vs Wyoming (1/10/18)
	1.000 (6-6)	McNEAL, Chris at UTEP (12/2/17)
	1.000 (5-5)	LOGWOOD, Sam at Colorado State (2/28/18)
	1.000 (5-5)	MALUACH, Makuach at Fresno State (01/13/18)
	1.000 (5-5)	LOGWOOD, Sam vs Rice (12/19/17)
	1.000 (5-5)	FURSTINGER, Joe vs Rice (12/19/17)
	1.000 (5-5)	McNEAL, Chris vs Maryland (11/25/17)
	1.000 (5-5)	FURSTINGER, Joe vs Nebraska-Omaha (11/14/17)
	1.000 (4-4)	KUIPER, Dane at Air Force (2/10/18)
	1.000 (4-4)	JACKSON, Antino vs Boise State (2/6/18)
	1.000 (4-4)	JACKSON, Antino at UNLV (01/17/18)
	1.000 (4-4)	LOGWOOD, Sam at Boise State (01/03/18)
	1.000 (4-4)	MALUACH, Makuach vs Prairie View A&M (12/22/17)
	1.000 (4-4)	KUIPER, Dane vs Arizona (12/16/17)
	1.000 (4-4)	SIMONS, Troy vs Arizona (12/16/17)
	1.000 (4-4)	SIMONS, Troy vs New Mexico State (12/9/17)
	1.000 (4-4)	MATHIS, Anthony at UTEP (12/2/17)
	1.000 (4-4)	LOGWOOD, Sam vs Maryland (11/25/17)
	1.000 (4-4)	KUIPER, Dane vs Northern New Mexico (11/11/17)

UNM AND OPPONENT TEAM HIGHS/LOWS

NEW MEXICO - TEAM GAME HIGHS

POINTS	147	NORTHERN NEW MEXICO (11/11/17)
	119	at Wyoming (02/20/18)
	108	at Colorado State (2/28/18)
	103	NEBRASKA-OMAHA (11/14/17)
	96	TENNESSEE TECH (11/21/17)
FIELD GOALS MADE	55	NORTHERN NEW MEXICO (11/11/17)
	37	at Colorado State (2/28/18)
	37	at Wyoming (02/20/18)
FIELD GOAL ATTEMPTS	85	NORTHERN NEW MEXICO (11/11/17)
	77	NEBRASKA-OMAHA (11/14/17)
FIELD GOAL PERCENTAGE	.647 (55-85)	NORTHERN NEW MEXICO (11/11/17)
	.617 (37-60)	at Wyoming (02/20/18)
3 PT FIELD GOALS MADE	18	NORTHERN NEW MEXICO (11/11/17)
	17	NEBRASKA-OMAHA (11/14/17)
3 PT FG ATTEMPTS	39	TENNESSEE TECH (11/21/17)
	39	NEBRASKA-OMAHA (11/14/17)
	39	NORTHERN NEW MEXICO (11/11/17)
3 PT FG PERCENTAGE	.519 (14-27)	at Air Force (2/10/18)
	.500 (11-22)	UNLV (2/25/18)
	.500 (10-20)	FRESNO STATE (3/3/18)
FREE THROWS MADE	32	at Wyoming (02/20/18)
	27	FRESNO STATE (3/3/18)
FREE THROW ATTEMPTS	43	at Wyoming (02/20/18)
	35	at UTEP (12/2/17)
FREE THROW PERCENTAGE	1.000 (14-14)	vs Maryland (11/25/17)
	.929 (13-14)	ARIZONA (12/16/17)
REBOUNDS	48	NEBRASKA-OMAHA (11/14/17)
	45	NORTHERN NEW MEXICO (11/11/17)
ASSISTS	40	NORTHERN NEW MEXICO (11/11/17)
	23	COLORADO STATE (1/27/18)
	23	SAN JOSE STATE (1/6/18)
	23	EVANSVILLE (11/29/17)
STEALS	22	NORTHERN NEW MEXICO (11/11/17)
	12	at Colorado State (2/28/18)
	12	UTAH STATE (2/14/18)
	12	SAN JOSE STATE (1/6/18)
BLOCKED SHOTS	6	BOISE STATE (2/6/18)
	6	WYOMING (1/10/18)
	6	TENNESSEE TECH (11/21/17)
	6	NORTHERN NEW MEXICO (11/11/17)
TURNOVERS	20	at Wyoming (02/20/18)
	20	WYOMING (1/10/18)
FOULS	32	at Wyoming (02/20/18)
	29	UNLV (2/25/18)

OPPONENT - TEAM GAME HIGHS

POINTS	114	at Wyoming (02/20/18)
	104	TENNESSEE TECH (11/21/17)
	100	at Air Force (2/10/18)
	90	UNLV (2/25/18)
	90	at Boise State (01/03/18)
FIELD GOALS MADE	38	at Boise State (01/03/18)
	37	at Wyoming (02/20/18)
FIELD GOAL ATTEMPTS	70	NORTHERN NEW MEXICO (11/11/17)
	64	at Wyoming (02/20/18)
	64	at Boise State (01/03/18)
	64	at New Mexico State (11/17/17)
FIELD GOAL PERCENTAGE	.653 (32-49)	at Fresno State (01/13/18)
	.640 (32-50)	ARIZONA (12/16/17)
3 PT FIELD GOALS MADE	13	at Wyoming (02/20/18)
	13	at Utah State (01/31/18)
3 PT FG ATTEMPTS	30	NEBRASKA-OMAHA (11/14/17)
	26	RICE (12/19/17)
3 PT FG PERCENTAGE	.750 (9-12)	at Fresno State (01/13/18)
	.692 (9-13)	ARIZONA (12/16/17)
FREE THROWS MADE	28	UNLV (2/25/18)
	27	at Wyoming (02/20/18)
FREE THROW ATTEMPTS	40	UNLV (2/25/18)
	38	at Wyoming (02/20/18)
FREE THROW PERCENTAGE	.889 (24-27)	vs Maryland (11/25/17)
	.885 (23-26)	at Air Force (2/10/18)
REBOUNDS	58	at Colorado (12/6/17)
	50	at New Mexico State (11/17/17)
ASSISTS	23	TENNESSEE TECH (11/21/17)
	20	at Air Force (2/10/18)
STEALS	13	TENNESSEE TECH (11/21/17)
	13	NORTHERN NEW MEXICO (11/11/17)
BLOCKED SHOTS	9	vs TCU (11/24/17)
	7	at UNLV (01/17/18)
TURNOVERS	33	NORTHERN NEW MEXICO (11/11/17)
	26	NEBRASKA-OMAHA (11/14/17)
FOULS	32	at Wyoming (02/20/18)
	27	at Air Force (2/10/18)

NEW MEXICO - TEAM GAME LOWS

POINTS	56	at New Mexico State (11/17/17)
	57	at Colorado (12/6/17)
	62	NEW MEXICO STATE (12/9/17)
	62	at Boise State (01/03/18)
	65	vs Maryland (11/25/17)
FIELD GOALS MADE	20	at New Mexico State (11/17/17)
	21	vs Maryland (11/25/17)
	21	at UTEP (12/2/17)
	21	at Colorado (12/6/17)
	21	NEW MEXICO STATE (12/9/17)
FIELD GOAL ATTEMPTS	50	WYOMING (1/10/18)
	52	at New Mexico State (11/17/17)
	52	BOISE STATE (2/6/18)
FIELD GOAL PERCENTAGE	.296 (21-71)	at Colorado (12/6/17)
	.333 (21-63)	vs Maryland (11/25/17)
3 PT FIELD GOALS MADE	6	at New Mexico State (11/17/17)
	6	vs TCU (11/24/17)
	6	at Boise State (01/03/18)
3 PT FG ATTEMPTS	20	at New Mexico State (11/17/17)
	20	FRESNO STATE (3/3/18)
3 PT FG PERCENTAGE	.200 (6-30)	vs TCU (11/24/17)
	.222 (6-27)	at Boise State (01/03/18)
FREE THROWS MADE	6	at Colorado (12/6/17)
	7	EVANSVILLE (11/29/17)
	7	UTAH STATE (2/14/18)
FREE THROW ATTEMPTS	9	EVANSVILLE (11/29/17)
	9	UTAH STATE (2/14/18)
FREE THROW PERCENTAGE	.375 (6-16)	at Colorado (12/6/17)
	.579 (11-19)	SAN JOSE STATE (1/6/18)
REBOUNDS	15	COLORADO STATE (1/27/18)
	19	at San Jose State (02/03/18)
ASSISTS	5	at New Mexico State (11/17/17)
	8	vs TCU (11/24/17)
STEALS	2	at New Mexico State (11/17/17)
	2	at Nevada (12/30/17)
	2	UNLV (2/25/18)
BLOCKED SHOTS	0	at UTEP (12/2/17)
	0	at Boise State (01/03/18)
TURNOVERS	5	SAN DIEGO STATE (1/20/18)
	6	SAN JOSE STATE (1/6/18)
FOULS	13	COLORADO STATE (1/27/18)
	14	RICE (12/19/17)

OPPONENT - TEAM GAME LOWS

POINTS	47	SAN JOSE STATE (1/6/18)
	58	AIR FORCE (12/27/17)
	59	EVANSVILLE (11/29/17)
	63	UTAH STATE (2/14/18)
	65	NEW MEXICO STATE (12/9/17)
	65	COLORADO STATE (1/27/18)
FIELD GOALS MADE	14	SAN JOSE STATE (1/6/18)
	19	EVANSVILLE (11/29/17)
FIELD GOAL ATTEMPTS	39	UTAH STATE (2/14/18)
	44	SAN JOSE STATE (1/6/18)
FIELD GOAL PERCENTAGE	.318 (14-44)	SAN JOSE STATE (1/6/18)
	.365 (19-52)	EVANSVILLE (11/29/17)
3 PT FIELD GOALS MADE	2	at UNLV (01/17/18)
	3	EVANSVILLE (11/29/17)
	3	AIR FORCE (12/27/17)
	3	SAN JOSE STATE (1/6/18)
	3	at San Jose State (02/03/18)
3 PT FG ATTEMPTS	7	UNLV (2/25/18)
	10	COLORADO STATE (1/27/18)
3 PT FG PERCENTAGE	.154 (2-13)	at UNLV (01/17/18)
	.188 (3-16)	AIR FORCE (12/27/17)
FREE THROWS MADE	6	at Boise State (01/03/18)
	8	COLORADO STATE (1/27/18)
FREE THROW ATTEMPTS	10	COLORADO STATE (1/27/18)
	12	at Boise State (01/03/18)
	12	WYOMING (1/10/18)
FREE THROW PERCENTAGE	.500 (6-12)	at Boise State (01/03/18)
	.500 (9-18)	NEW MEXICO STATE (12/9/17)
REBOUNDS	23	WYOMING (1/10/18)
	26	at Fresno State (01/13/18)
	26	FRESNO STATE (3/3/18)
ASSISTS	6	BOISE STATE (2/6/18)
	6	FRESNO STATE (3/3/18)
STEALS	3	vs Maryland (11/25/17)
	3	at Colorado (12/6/17)
	3	SAN JOSE STATE (1/6/18)
	3	at Fresno State (01/13/18)
	3	SAN DIEGO STATE (1/20/18)
	3	UTAH STATE (2/14/18)
	3	UNLV (2/25/18)
BLOCKED SHOTS	0	NORTHERN NEW MEXICO (11/11/17)
	0	at UTEP (12/2/17)
TURNOVERS	5	at Nevada (12/30/17)
	9	at Fresno State (01/13/18)
FOULS	12	at Utah State (01/31/18)
	13	at Nevada (12/30/17)

THE LAST TIME IT HAPPENED

NEW MEXICO

As A Team:

Scored 100 Points: 108 - at Colorado State (2-28-18)
 Scored 90-99 Points: 95 - vs Fresno State (3-3-18)
 Scored 80-89 Points: 80 - at Utah State (1-31-18)
 Scored Less Than 50 Points: 46 - at Arizona (12-20-16)
 Scored Less Than 40 Points: 34 - at #25 San Diego State (1-26-13)
 Won By 40 Points: W, 147-76 - Northern N.M. (11-11-17)
 Won By 30 Points: W, 80-47 - vs San José State (1-6-18)
 Won By 20 Points: W, 108-87 - at Colorado State (2-28-18)
 Lost By 20-29 Points: L, 90-62 - at Boise State (1-3-18)
 Lost By 30 Points: L, 77-46 - at Arizona (12-20-16)
 Shot 65% Or Better: 69.2% (27-39) - at Air Force (1-15-05)
 Shot 60% Or Better: 60.7% (37-61) - at Colorado State (2-28-18)
 Shot Less Than 35%: 34.9% (22-63) - at Boise State (1-3-18)
 Shot Less Than 30%: 29.6% (21-71) - at Colorado (12-6-17)
 Shot 60% 3FG Or Better: 66.7% (6-9) - at CSU (1-14-17)
 Shot Less Than 30% 3FG: 22.2% (6-27) - at Boise State (1-3-18)
 Made 10 Three-Pointers: 10 (10-20) - vs Fresno State (3-3-18)
 Shot 100% on Free Throws: 100% (14-14) - vs. Maryland (11-25-17)
 Shot 95% On Free Throws: 95.5% (21-22) - at Boise State (1-17-17)
 Shot 85% On Free Throws: 87.1% (27-31) - vs Fresno State (3-3-18)
 Shot Less Than 50% On FTs: 37.5% (6-16) - at Colorado (12-6-17)
 Had 50 Rebounds: 58 - vs. UAB (11-21-13)
 Had 20 Offensive Rebounds: 23 - at USC (11-21-15)
 Had 40 Assists: 40 - Northern N.M. (11-11-17)
 Had 20 Assists: 23 - vs Colorado State (1-27-18)
 Had 20 Turnovers: 20 - at Wyoming (2-20-18)
 Had Less Than 10 Turnovers: 9 - vs Utah State (2-14-18)
 Had 10 Steals: 12 - at Colorado State (2-28-18)
 Had 10 Blocks: 12 - vs. UMass (11-22-13)
 Had Two or More 20-Point Scorers: at Wyoming (2-20-18)

Had 7 Double-Digit Scorers:
 Had 6 Double-Digit Scorers:
 Had 5 Double-Digit Scorers:
 Had No Double-Digit Scorers:
 Had Two 10+ Rebounders:

Tim Williams (11) & Elijah Brown (10)
 Scored 50 Points In 1st Half: 58 - at Colorado State (2-28-18)
 Scored 50 Points In 2nd Half: 50 - at Colorado State (2-28-18)
 Scored 60 Points In 2nd Half: 64 - at Wyoming (2-20-18)
 Scored 20 Or Fewer Points In 1st Half: 16 - at Arizona (12-20-16)
 Scored 20 Or Fewer Points In 2nd Half: 15 - at #25 San Diego State (1-26-13)
 Failed To Make a 3FG: (0-10) - vs. Washington State (12-25-15)
 Defeated a Ranked Team: W, 66-53 vs. #24/#24 Colorado State (1-3-15)
 Lost To a Ranked Team: L, 89-73 - vs. No. 23/23 Arizona (12-16-17)
 Won an OT Game: W, 95-86 vs Fresno State (3-3-18)
 Lost an OT Game: L, 105-104 vs. Nevada (1-7-17)
 Won a 2OT Game: W, 97-94 vs. UAB (11-21-13)
 Lost a 2OT Game: L, 73-76 at Dayton (1-1-10)
 Won a 3OT Game: W, 104-99, Fresno State (3-8-96)
 Lost a 3OT Game: Never

As An Individual:

Had a Triple-Double: Luc Longley (17 pts, 14 rebs, 10 assts)
 vs. Penn State (3-28-90)
 Had a Double-Double (Pts/Reb): Sam Logwood (17/10) - vs UNLV (2-25-18)
 Had a Double-Double (Pts/Asst): Antino Jackson (10 pts & 10 assts)
 at Air Force (2-10-18)
 Scored 20+ Pts with 10+ Rebs: Joe Furstinger (20 pts & 10 rebs)
 vs Prairie View A&M (12-22-17)
 Scored 30 Points: Elijah Brown (30) vs. Wyoming (1-21-17)
 Scored 30 Points (MW Only): Elijah Brown vs. Wyoming (1-21-17)
 Scored 20 Points: Anthony Mathis (23)
 vs Fresno State (3-3-18)
 Scored 20 Points (MW Only): Anthony Mathis (23)
 vs Fresno State (3-3-18)
 Had 20 Rebounds: Drew Gordon (20) UNLV (2-18-12)
 Had 15 Rebounds: Tim Williams (15) at USC (11-21-15)
 Had 10 Assists: Antino Jackson (10) - at Air Force (2-10-18)
 Had 5 Steals: Joe Furstinger (5) - vs San José State (1-6-18)
 Had 5 Blocks: Joe Furstinger (5) - vs Boise State (2-6-18)

VERSUS NEW MEXICO

As A Team:

Scored 100 Points: 114 - at Wyoming (2-20-18)
 Scored 90 Points: 90 - vs UNLV (2-25-18)
 Scored 80-89 Points: 86 - vs Fresno State (3-3-18)
 Scored Less Than 50 Points: 47 - vs San José State (1-6-18)
 Scored Less Than 40 Points: 38 - Wyoming (2-11-12)
 Shot 50% Or Better: 50.0% (31-62) - at Colorado State (2-28-18)
 Shot Less Than 35%: 31.8% (14-44) - vs San José State (1-6-18)
 Shot Less Than 30%: 26.3% (15-57) - UAPB (12-17-16)
 Shot 50% 3FG Or Better: 57.1% (4-7) - vs UNLV (2-25-18)
 Shot Less Than 20% 3FG: 15.4% (2-13) - at UNLV (1-17-18)
 Made 10 Three-Pointers: 13 (10-20) - vs Utah State (2-14-18)
 Shot 75% On Free Throws: 82.1% (23-28) - vs Fresno State (3-3-18)
 Shot Less Than 50% On FTs: 43.8% (7-16) - Boise State (2-17-16)
 Had 50 Rebounds: 58 - at Colorado (12-6-17)
 Had 20 Offensive Rebounds: 25 - at New Mexico State (11-17-17)
 Had 20 Assists: 20 - at Air Force (2-10-18)
 Had 20 Turnovers: 23 - vs Utah State (2-14-18)
 Had Less Than 10 Turnovers: 5 - at Nevada (12-30-17)
 Had 10 Steals: 10 - vs Prairie View A&M (12-22-17)
 Had 10 Blocks: 11 - at USC (11-21-15)
 Had 40-Point and 20-Point Scorers: Nevada (1-7-17)
 Jordan Caroline (45) & Marcus Marshall (26)
 Had 30-Point and 20-Point Scorers: at Wyoming (2-20-18)
 Louis Adams (31), Justin James (23) & Hayden Dalton (21)

Had Two or More 20-Point Scorers: vs Fresno State (3-3-18)
 Jahmel Taylor (23) & Deshon Taylor (23)
 TCU (2-25-12)
 Had 6 Double-Digit Scorers: (5) - vs Fresno State (3-3-18)
 Had 5 Double-Digit Scorers: ULM (12-13-14)
 Had No Double-Digit Scorers: vs. Rice (12-19-17)
 Had Two 10+ Rebounders: Malik Osborne (11) & Bishop Mency (10)
 Scored 50+ Points In 1st Half: 53 - at Wyoming (2-20-18)
 Scored 50+ Points In 2nd Half: 55 - at Colorado State (2-28-18)
 Scored 20 Or Less Points In 1st Half: 20 - vs Air Force (12-27-17)
 Scored 20 Or Less In 2nd Half: 19 - New Mexico State (12-3-14)
 Scored 15 Or Less Points In 1st Half: 11 - UAPB (12-17-16)
 Failed To Make a 3FG: (0-7) - New Mexico State (12-16-15)

As An Individual:

Had a Triple-Double: Ethan Telfair (25 pts, 12 rebs, 10 assts)
 Idaho State (11-11-16)
 Had a Double-Double (Pts/Reb): vs UNLV (2-25-18)
 Shakur Juiston (18 points, 13 rebounds)
 Had a Double-Double (Pts/Asst): Dominic Artis (13 pts & 12 Assists)
 UTEP (12-7-16)
 Had 20+ Points & 10+ Rebounds: Chandler Hutchison - (23 pts, 12 rebs)
 vs Boise State (2-6-18)

Scored 30+ Points in Back-to-Back Games Vs. UNM: Derrick Marks
 Boise State
 31 points (1-18-15) & 30 points (2-24-15)
 Scored 40 Points: Jordan Caroline (45) - Nevada (1-7-17)
 Scored 40 Points (MW Only): Jordan Caroline (45) - Nevada (1-7-17)
 Scored 30 Points: Louis Adams (31) - at Wyoming (2-20-18)
 Scored 30 Points (MW Only): Louis Adams (31) - at Wyoming (2-20-18)
 Scored 20 Points: vs Fresno State (3-3-18)
 Deshon Taylor (23) & Jahmel Taylor (23)
 vs Fresno State (3-3-18)
 Deshon Taylor (23) & Jahmel Taylor (23)
 Ryan Watkins (22) - Boise State (1-21-14)
 Had 20 Rebounds: Nico Carvacho (15) - vs Colorado State (1-27-18)
 Had 15 Rebounds: Dominic Artis (12) - UTEP (12-7-16)
 Had 10 Assists: Prentiss Nixon (5) - at Colorado State (2-28-18)
 Had 5 Steals: JD Miller (5) - vs. TCU (11-24-17)
 Had 5 Blocks:

CONFERENCE TOURNAMENT HISTORY

Western Athletic Conference

1984 (No. 3 seed)

Site: Albuquerque

New Mexico 56, Utah 45

Site: El Paso

New Mexico 64, BYU 55

UTEP 44, New Mexico 38 (championship)

1985 (No. 3 seed)

Site: Albuquerque

New Mexico 62, Colorado State 56

Site: El Paso

San Diego State 98, New Mexico 84

1986 (No. 5 seed at Laramie, Wyo.)

New Mexico 79, BYU 68

Wyoming 56, New Mexico 54

1987 (No. 3 seed at Albuquerque)

New Mexico 92, Colorado State 77

New Mexico 93, BYU 86

Wyoming 64, New Mexico 62 (championship)

1988 (No. 5 seed at Provo, Utah)

UTEP 74, New Mexico 61

1989 (No. 3 seed at Salt Lake City)

New Mexico 74, Air Force 60

UTEP 89, New Mexico 57

1990 (No. 5 seed at El Paso)

UTEP 78, New Mexico 61

1991 (No. 3 seed at Laramie, Wyo.)

Hawai'i 68, New Mexico 67

1992 (No. 3 seed at Fort Collins, Colo.)

New Mexico 89, Wyoming 83

UTEP 83, New Mexico 72

1993 (No. 3 seed at Delta Center / Salt Lake City)

New Mexico 72, Fresno State 48

New Mexico 68, BYU 59

New Mexico 76, UTEP 65 (championship)

1994 (No. 1 seed at Delta Center / Salt Lake City)

New Mexico 61, San Diego State 46

Hawai'i 61, New Mexico 58

1995 (No. 5 seed at Albuquerque)

New Mexico 63, Wyoming 56

Utah 86, New Mexico 10

1996 (No. 2 seed at Albuquerque)

New Mexico 94, San Diego State 75

New Mexico 104, Fresno State 99 (3OT)

New Mexico 64, Utah 60 (championship)

1997 (No. 3 seed - Mountain Division - Las Vegas)

New Mexico 103, San Jose State 70

New Mexico 65, Hawai'i 57

Utah 72, New Mexico 70

1998 (No. 2 seed - Mountain Division - Las Vegas)

New Mexico 60, Tulsa 59

New Mexico 80, TCU 73

UNLV 56, New Mexico 51 (championship)

1999 (No. 2 seed - Pacific Division - Las Vegas)

New Mexico 51, Rice 49

New Mexico 57, SMU 56

Utah 60, New Mexico 45 (championship)

Mountain West Conference

2000 (No. 3 seed at Las Vegas)

BYU 55, New Mexico 43

2001 (No. 4 seed at Las Vegas)

New Mexico 76, Colorado State 65

New Mexico 56, Utah 53

BYU 69, New Mexico 65 (championship)

2002 (No. 6 seed at Las Vegas)

UNLV 120, New Mexico 117 (2OT)

2003 (No. 7 seed at Las Vegas)

BYU 71, New Mexico 56

2004 (No. 5 seed at Denver)

UNLV 55, New Mexico 53

2005 (No. 2 seed at Denver)

New Mexico 85, BYU 71

New Mexico 77, San Diego State 67

New Mexico 60, Utah 56 (championship)

2006 (No. 5 seed at Denver)

UNLV 65, New Mexico 64

2007 (No. 9 seed at Las Vegas)

TCU 62, New Mexico 54

2008 (No. 3 seed at Las Vegas)

Utah 82, New Mexico 80 (OT)

2009 (No. 3 seed at Las Vegas)

Wyoming 75, New Mexico 67

2010 (No. 1 seed at Las Vegas)

New Mexico 75, Air Force 69

San Diego State 72, New Mexico 69

2011 (No. 5 seed at Las Vegas)

New Mexico 67, Colorado State 61

BYU 87, New Mexico 76

2012 (No. 2 seed at Las Vegas)

New Mexico 79, Air Force 64

New Mexico 72, UNLV 67

New Mexico 68, San Diego State 59 (championship)

2013 (No. 1 seed at Las Vegas)

New Mexico 59, Wyoming 46

New Mexico 60, San Diego State 50

New Mexico 63, UNLV 56 (championship)

2014 (No. 2 seed at Las Vegas)

New Mexico 93, Fresno State 77

New Mexico 70, Boise State 67

New Mexico 64, San Diego State 58 (championship)

2015 (No. 8 seed at Las Vegas)

New Mexico 61, Air Force 68

2016 (No. 4 seed at Las Vegas)

New Mexico 62, Nevada 64

2017 (No. 5 seed at Las Vegas)

New Mexico 60, Fresno State 65

CONFERENCE TOURNAMENT RECORD BREAKDOWN

Overall: 38-28 / 16-14 MW

First Round: 1-3 / 0-3 MW

Quarterfinals: 20-11 / 7-8 MW

Semifinals: 11-9 / 5-2 MW

Championship: 6-5 / 4-1 MW

vs. Air Force 3-1 / 2-1 MW

vs. Boise State..... 1-0 / 1-0 MW

vs. BYU 5-4 / 1-4 MW

vs. Colorado State..... 4-0 / 2-0 MW

vs. Fresno State 3-1 / 1-1 MW

vs. UNLV..... 2-4 / 2-3 MW

vs. Nevada 0-1 / 0-1 MW

vs. San Diego State 6-2 / 4-1 MW

vs. TCU 1-1 / 0-1 MW

vs. Utah..... 4-4 / 2-1 MW

vs. Wyoming..... 3-3 / 1-1 MW

vs. Hawai'i 1-2

vs. Rice..... 1-0

vs. San Jose State..... 1-0

vs. SMU..... 1-0

vs. UTEP 1-5

vs. Tulsa 1-0

at Albuquerque..... 8-2

at Denver 3-2 / 3-2 MW

at El Paso 1-3

at Fort Collins 1-1

at Laramie..... 1-2

at Las Vegas 19-15 / 13-12 MW

at Provo 0-1

at Salt Lake City 5-2

LOBO RECORDS IN CONFERENCE TOURNAMENTS

INDIVIDUAL

Points	33, Clayton Shields vs. San Diego State, March 7, 1996
FGM	12, Tim Garrett vs. Brigham Young, March 9, 1984
	12, Ike Williams vs. Brigham Young, March 12, 1993
	12, Ruben Douglas vs. UNLV, March 7, 2002
FGA	26, Hunter Greene vs. San Diego State, March 8, 1985
FG% (5 made)	85.7 (6-7), Will Scott vs. Texas-El Paso, March 13, 1992
	85.7 (12-14), Ike Williams vs. Brigham Young, March 12, 1993
	85.7 (6-7), Royce Olney vs. Fresno State, March 8, 1996
3-Pt. FGM	5, Rob Robbins vs. Air Force, March 9, 1989
	5, Rob Robbins vs. Texas-El Paso, March 8, 1990
	5, Clayton Shields vs. San Diego State, March 7, 1996
	5, Royce Olney vs. San Jose State, March 4, 1997
	5, Tony Snell vs. San Diego State, March 15, 2013
	5, Tony Snell at UNLV, March 16, 2013
3-Pt. FGA	12, Marlow White vs. Utah, March 10, 1995
3-Pt. FG %	71.4 (5-7), Royce Olney vs. San Jose State, March 4, 1997
	71.4 (5-7), Tony Snell at UNLV, March 16, 2013
FTM	15, Cameron Bairstow vs. Boise State, March 14, 2014
FTA	18, Cameron Bairstow vs. Boise State, March 14, 2014
FT% (8 made)	100.0 (10-10), Steve Logan vs. Texas-El Paso, March 13, 1993
	100.0 (8-8), Charles Smith vs. Fresno State, March 8, 1996
	100.0 (8-8), Ruben Douglas vs. Colorado State, March 8, 2001
Rebounds	18, Lewis LaMar vs. San Diego State, March 10, 1994
Assists	12, Mark Walters vs. Brigham Young, March 10, 2005
Blocks	5, Danny Granger vs. San Diego State, March 11, 2005
Steals	6, Charles Smith vs. Fresno State, March 8, 1996
	6, David Gibson vs. TCU, March 6, 1998

TEAM

Points	117 vs. UNLV, March 7, 2002
FGM	46 vs. UNLV, March 7, 2002
FGA	87 vs. UNLV, March 7, 2002
FG%	65.6 (42-64) vs. San Jose State, March 4, 1997
3-Pt. FGM	12 vs. San Diego State, March 7, 1996
	12 vs. Fresno State, March 8, 1996
3-Pt. FGA	31 vs. Hawai'i, March 11, 1994
3-Pt. FG%	55.6 (10-18) vs. BYU, March 10, 2005
FTM	31 vs. Fresno State, March 13, 2014
	31 vs. Air Force, March 8, 2012
FTA	38 vs. Fresno State, March 13, 2014
	38 vs. Utah, March 13, 2008
FT% (10 made)	92.9 (13-14) vs. UNLV, March 11, 2004
Rebounds	60 vs. UNLV, March 7, 2002
Assists	26 vs. BYU, March 10, 2005
Blocks	6 vs. Fresno State, March 13, 2013
	6 vs. Texas-El Paso, March 13, 1992
	6 vs. Fresno State, March 8, 1996
Steals	15 vs. Fresno State, March 8, 1996
	15 vs. TCU, March 6, 1998
Largest Winning Margin	33 (103-70) vs. San Jose State, March 4, 1997
Largest Losing Margin	36 (86-50) vs. Utah, March 10, 1995



Kenny Thomas
WAC Tournament MVP • 1996 & 1998



Danny Granger
2005 MW Tournament MVP



Drew Gordon
2012 MW Tournament MVP



Tony Snell
2013 MW Tournament MVP



Cameron Bairstow
2014 MW Tournament MVP

LOBO 3-POINT RECORDS

Team

MOST 3-POINT FIELD GOALS / GAME

20 vs. Santa Clara, Nov. 13, 2004

MOST 3-POINT FIELD GOALS ATTEMPTED / GAME

42 vs. New Mexico State, Dec. 11, 1993

3-POINT FIELD GOAL PERCENTAGE / GAME

81.8 percent (9-11) vs. Texas Tech, December 15, 2007

MOST 3-POINT FIELD GOALS / CONFERENCE GAME

17 vs. Utah, Feb. 24, 2007

MOST 3-POINT FIELD GOALS ATTEMPTED / CONFERENCE GAME

36 vs. San José State, Jan. 6, 2018

34 vs. UTEP, Jan. 21, 1995

3-POINT FIELD GOAL PERCENTAGE / CONFERENCE GAME

77.8 percent (7-9) at TCU, Jan. 24, 2009

MOST 3-POINT FIELD GOALS / SEASON

345, 2017-18

301, 1997-98

MOST 3-POINT FIELD GOALS ATTEMPTED / SEASON

914, 2017-18

782, 1993-94

HIGHEST 3-POINT FIELD GOAL PERCENTAGE / SEASON

43.4 percent (157-362), 1988-89

MOST 3-POINT FIELD GOALS / CONFERENCE SEASON

202, 2017-18

179, 1993-94

MOST 3-POINT FIELD GOALS ATTEMPTED / CONFERENCE SEASON

506, 2017-18

439, 1993-94

HIGHEST 3-POINT FIELD GOAL PERCENTAGE / CONFERENCE SEASON

45.7 (69-151), 1988-89 (16 games)

Year-by-Year 3-pt FG% Leaders

Year	Player	FGM	FGA	Pct.
1986-87	Kelly Graves	71	166	.428
1987-88	Rob Robbins	40	100	.400
1988-89	Rob Robbins	83	169	.491
1989-90	Darrell McGee	58	149	.389
1990-91	Rob Robbins	71	170	.418
1991-92	Willie Banks	33	76	.434
1992-93	Ike Williams	71	155	.458
1993-94	Greg Brown	80	192	.417
1994-95	Clayton Shields	32	88	.364
1995-96	Royce Olney	38	87	.437
1996-97	Clayton Shields	96	226	.425
1997-98	Royce Olney	80	156	.513
1998-99	Kevin Henry	102	239	.427
1999-00	Lamont Long	57	154	.370
2000-01	Ruben Douglas	58	143	.406
2001-02	Tim Lightfoot	39	80	.488
2002-03	Javin Tindall	53	126	.421
2003-04	Troy DeVries	54	121	.446
2004-05	Troy DeVries	93	206	.451
2005-06	Mark Walters	57	151	.377
2006-07	Chad Toppert	85	183	.464
2007-08	Jamaal Smith	38	78	.487
2008-09	Roman Martinez	69	165	.418
2009-10	Roman Martinez	99	240	.413
2010-11	Kendall Williams	55	129	.426
2011-12	Phillip McDonald	47	107	.439
2012-13	Tony Snell	64	164	.390
2013-14	Kendall Williams	63	162	.389
2014-15	Hugh Greenwood	72	211	.341
2015-16	Elijah Brown	89	226	.394
2016-17	Elijah Brown	68	206	.330

Individual

MOST 3-POINT FIELD GOALS / GAME

10, Kendall Williams at Colorado State, Feb. 23, 2013

9, Ruben Douglas vs. Pacific, Nov. 23, 2001

9, Javin Tindall at UNLV, Jan. 31, 2004

8, Marlow White vs. Simon Fraser, Nov. 21, 1993

8, Clayton Shields vs. TCU, Jan. 5, 1998

8, Royce Olney vs. UTEP, Feb. 19, 1998

8, Ruben Douglas vs. UNLV, Jan. 27, 2003

8, Roman Martinez vs. San Diego, Dec. 9, 2009

MOST 3-POINT FIELD GOALS ATTEMPTED / GAME

17, Elijah Brown at Air Force, Feb. 20, 2016

15, Rob Robbins vs. Wyoming, Jan. 5, 1991

15, Ruben Douglas vs. UNLV, Jan. 27, 2003

3-POINT FIELD GOAL PERCENTAGE / GAME (Minimum 5 made)

88.9 (8-9), Clayton Shields vs. TCU, Jan. 5, 1998

88.9 (8-9), Roman Martinez vs. San Diego, Dec. 9, 2009

MOST 3-POINT FIELD GOALS / CONFERENCE GAME

10, Kendall Williams at Colorado State, Feb. 23, 2013

9, Javin Tindall at UNLV, Jan. 31, 2004

8, Royce Olney vs. UTEP, Feb. 19, 1998

8, Ruben Douglas vs. UNLV, Jan. 27, 2003

MOST 3-POINT FIELD GOALS ATTEMPTED / CONFERENCE GAME

17, Elijah Brown at Air Force, Feb. 20, 2016

15, Rob Robbins vs. Wyoming, Jan. 5, 1991

15, Ruben Douglas vs. UNLV, Jan. 27, 2003

MOST 3-POINT FIELD GOALS / SEASON

345, Anthony Mathis, 2017-18

102, Kevin Henry, 1998-99

MOST 3-POINT FIELD GOALS ATTEMPTED / SEASON

240, Roman Martinez, 2009-10

HIGHEST 3-POINT FIELD GOAL PERCENTAGE / SEASON

51.3 percent (80-156), Royce Olney, 1997-98

MOST 3-POINT FIELD GOALS / CONFERENCE SEASON

66, Anthony Mathis, 2017-18

59, Marlow White, 1993-94

59, Ruben Douglas, 2002-03

MOST 3-POINT FIELD GOALS ATTEMPTED / CONFERENCE SEASON

144, Marlow White, 1993-94

HIGHEST 3-POINT FIELD GOAL PERCENTAGE / CONFERENCE SEASON

59.3 percent (48-81), Royce Olney, 1997-98

CONSECUTIVE GAMES, 3-POINT SHOT MADE*

35, Ruben Douglas, last 7 games of 2001-02; all of 2002-03

29, Troy DeVries, 2004-05

27, Charles Smith, 1996-97

22, Ike Williams, 1992-93

21, Lamont Long, 1999-00

21, Chad Toppert, 2007-08

19, Chad Toppert, 2008-09

19, Elijah Brown, 2015-16

***18, Anthony Mathis, 2017-18**

ADDITIONAL LOBO RECORDS


3-pt FGs - Individual

3-POINT FIELD GOALS MADE / GAME

1.	10	Kendall Williams at Colorado State	Feb. 23, 2013
2.	9	Ruben Douglas vs. Pacific	Nov. 23, 2001
	9	Javin Tindall at UNLV	Jan. 31, 2004
4.	8	Marlow White vs. Simon Fraser	Nov. 21, 1993
	8	Clayton Shields vs. TCU	Jan. 5, 1998
	8	Royce Olney vs. UTEP	Feb. 19, 1998
	8	Ruben Douglas vs. UNLV	Jan. 27, 2003
	8	Roman Martinez vs. San Diego	Dec. 9, 2009
9.	7	<u>13 times, last by Anthony Mathis vs Utah State</u>	<u>Feb. 14, 2018</u>

3-POINT FIELD GOALS ATTEMPTED / GAME

1.	17	Elijah Brown at Air Force	Feb. 20, 2016
2.	15	Rob Robbins vs. Wyoming	Jan. 5, 1991
	15	Ruben Douglas vs. UNLV	Jan. 27, 2003
4.	14	Kevin Henry vs. Fresno State	Feb. 13, 1999
	14	Ruben Douglas vs. Pacific	Nov. 23, 2001
6.	13	Tony Snell at Air Force	March 9, 2013
	13	Kendall Williams at Colorado State	Feb. 23, 2013
	13	Rob Robbins vs. Texas-El Paso	Feb. 23, 1991
	13	Steve Logan vs. New Mexico State	Nov. 30, 1991
	13	Kevin Henry vs. New Hampshire	Dec. 28, 1998
	13	Mark Walters at New Mexico State	Dec. 3, 2005
	13	J.R. Giddens vs. Pepperdine	Dec. 29, 2006



Marlow White



Royce Olney

Double-Doubles

New Mexico Men's Basketball Double-Doubles
(points-rebounds unless noted otherwise)

Season

1.	23 - Willie Long (1969-70)
2.	20 - Ira Harge (1962-63)
3.	19 - Mel Daniels (1966-67)
	19 - Drew Gordon (2011-12)
5.	17 - Ira Harge (1963-64)
	17 - Luc Longley (1989-90)
7.	16 - Kenny Thomas (1997-98)
8.	14 - Alex Kirk (2013-14)
	14 - Tom King (1959-60)
	14 - Willie Long (1970-71)
	14 - Bill Hagins (1974-75)
	14 - Darington Hobson (2009-10)

Career

1.	44 - Mel Daniels (1964-67)
2.	43 - Willie Long (1968-71)
3.	41 - Kenny Thomas (1995-99)
4.	37 - Ira Harge (1962-64)
5.	35 - Luc Longley (1987-91)
6.	32 - Drew Gordon (2010-12)
7.	25 - Tom King (1959-61)
8.	24 - Alex Kirk (2010-14)
	24 - Darryl Minniefield (1971-73)
	24 - Bill Hagins (1973-75)

Consecutive

(No season carry-over)

1.	8 - Greg Howard (1968-69)
	8 - Willie Long (1969-70)
3.	7 - Ira Harge (1963-64)
4.	6 - Alex Kirk (2013-14)
	6 - Luc Longley (1989-90)
6.	5 - Ira Harge (1962-63)
	5 - Ira Harge (1962-63)
	5 - Mel Daniels (1965-66)
	5 - Kenny Thomas (1997-98)
10.	4 - Ira Harge (1962-63)
	4 - Mel Daniels (1966-67)
	4 - Mel Daniels (1966-67)
	4 - Bill Hagins (1974-75)
	4 - Darington Hobson (2009-10)
	4 - Darington Hobson (2009-10)
	4 - Drew Gordon (2010-11)
	4 - Drew Gordon (2011-12)
	<u>4 - Joe Furstinger (2017-18)</u>

Blocks

BLOCKS / SEASON

Rk.	Player	Year	No.
1.	Luc Longley	1989-90	117
2.	Khari Jaxon	1991-92	109
3.	Luc Longley	1990-91	95
4.	Luc Longley	1988-89	90
5.	Khari Jaxon	1992-93	88
6.	Alex Kirk	2013-14	85
7.	Kenny Thomas	1997-98	79
8.	Wayland White	1999-00	70
9.	Wayland White	2000-01	67
10.	Alex Kirk	2012-13	63

BLOCKS / CAREER

Rk.	Player	Years	No.
1.	Luc Longley	1987-91	336
2.	Kenny Thomas	1995-99	239
3.	Khari Jaxon	1990-93	220
4.	Alex Kirk	2010-14	168
5.	Wayland White	1999-01	137
6.	Obij Ajet	2013-17	129
7.	Rob Loeffel	1986-89	126
8.	Joe Furstinger	2014-18	103
9.	A.J. Hardeman	2008-12	100
10.	Cameron Bairstow	2013-14	99

Three-Point Field Goals

3-POINT FIELD GOALS MADE / SEASON

Rk.	Player	Year	No.
1.	Kevin Henry	1998-99	102
2.	Roman Martinez	2009-10	99
3.	Clayton Shields	1996-97	96
4.	Anthony Mathis	2017-18	95
5.	Marlow White	1993-94	94
	Ruben Douglas	2002-03	94
7.	Troy DeVries	2004-05	93
8.	Clayton Shields	1997-98	90
9.	Elijah Brown	2015-16	89
10.	Chad Toppert	2006-07	85
	Chad Toppert	2007-08	85

3-POINT FIELD GOALS ATTEMPTED / SEASON

Rk.	Player	Year	No.
1.	Roman Martinez	2009-10	240
2.	Kevin Henry	1998-99	239
3.	Ruben Douglas	2002-03	238
4.	Marlow White	1993-94	237
5.	Clayton Shields	1996-97	226
	Elijah Brown	2015-16	226
7.	Clayton Shields	1997-98	221
8.	Marlow White	1994-95	211
	Hugh Greenwood	2014-15	211
10.	Steve Logan	1991-92	210

3-POINT FIELD GOALS MADE / CAREER

Rk.	Player	Years	No.
1.	Clayton Shields	1994-98	285
2.	Chad Toppert	2005-09	266
3.	Rob Robbins	1987-91	264
4.	Ruben Douglas	2000-03	218
5.	Phillip McDonald	2008-12	207
	Charles Smith	1993-97	207
7.	Kendall Williams	2010-14	205
	Roman Martinez	2006-10	205
9.	Kevin Henry	1997-00	197
10.	Hugh Greenwood	2011-15	187

3-POINT FIELD GOALS ATTEMPTED / CAREER

Rk.	Player	Years	No.
1.	Clayton Shields	1994-98	699
2.	Rob Robbins	1987-91	636
3.	Chad Toppert	2005-09	606
4.	Charles Smith	1993-97	605
5.	Kendall Williams	2010-14	539
6.	Ruben Douglas	2000-03	528
7.	Kevin Henry	1997-00	515
8.	Roman Martinez	2006-10	507
9.	Marlow White	1993-95	448
10.	Phillip McDonald	2008-12	441

*Stat not final until season finishes

3-POINT FIELD GOAL PERCENTAGE / SEASON

Rk.	Player	Year	FG-FGA	Pct.
1.	Royce Olney	1997-98	80-156	.513
*	Anthony Mathis	2017-18	95-192	.495
2.	Rob Robbins	1988-89	83-169	.491
3.	Tim Lightfoot	2001-02	39-80	.488
4.	Jamaal Smith	2007-08	38-78	.487
5.	Chad Toppert	2007-08	85-177	.480
6.	Chad Toppert	2006-07	85-183	.464
7.	Ike Williams	1992-93	71-155	.458
8.	Troy DeVries	2004-05	93-206	.451
9.	Ruben Douglas	2001-02	66-147	.449
10.	Troy DeVries	2003-04	54-121	.446

3-POINT FIELD GOAL PERCENTAGE / CAREER

Rk.	Player	Years	FG-FGA	Pct.
*	Anthony Mathis	2015-18	113-245	.461
1.	Troy DeVries	2003-05	147-327	.450
2.	Willie Banks	1988-92	78-177	.441
3.	Chad Toppert	2005-09	266-606	.439
4.	Kelly Graves	1985-87	71-166	.427
5.	Royce Olney	1994-98	174-408	.426
6.	Greg Brown	1992-94	131-311	.421
7.	Javin Tindall	2002-04	125-298	.419
8.	Rob Robbins	1987-91	264-636	.415
9.	Ruben Douglas	2000-03	218-528	.413
10.	Tim Lightfoot	1998-02	124-303	.409

LOBO SCORING RECORDS

Game

MOST POINTS / GAME

136 vs. Texas-Arlington (136-99), Nov. 23, 1990

MOST POINTS / ONE HALF

76 vs. Texas-Arlington (2nd half), Nov. 23, 1990

MOST POINTS / GAME / BOTH TEAMS

237 at UNLV (120-117 loss, 2OT), March 7, 2002

FEWEST POINTS / GAME

5 at Arizona (38-5), Feb. 13, 1923
vs. Albuquerque Business College (12-5), Jan. 12, 1911
vs. Albuquerque Miners (5-4), Dec. 12, 1902
vs. Albuquerque Miners (5-16), Feb. 6, 1903

FEWEST POINTS / GAME / SHOT CLOCK ERA

34 at San Diego State (34-55), Jan. 26, 2013

FEWEST POINTS / GAME / BOTH TEAMS

9 vs. Albuquerque Miners (5-4), Dec. 12, 1902

FEWEST POINTS / GAME / BOTH TEAMS / SHOT CLOCK ERA

85 at USC (44-41), Dec. 10, 2011
86 vs. Wyoming (48-38), Feb. 11, 2012
86 vs. Colorado State (44-42), Jan. 28, 1985*

MOST POINTS / CONFERENCE GAME

119 at Wyoming (119-114), Feb. 20, 2018
113 vs. Utah (113-89), Feb. 23, 1978

MOST POINTS / CONFERENCE GAME / ONE HALF

64 vs. Colorado State (2nd half), Mar. 2, 1978

MOST POINTS / CONFERENCE GAME / BOTH TEAMS

233 New Mexico (119), Wyoming (114), Feb. 20, 2018
209 Nevada (105), New Mexico (104), Jan. 7, 2017 (OT)
202 New Mexico (110), Hawai'i (92), Feb. 13, 1987
New Mexico (113), Utah (89), Feb. 23, 1978

FEWEST POINTS / CONFERENCE GAME

32 vs. Utah, Jan. 31, 1976

FEWEST POINTS / CONFERENCE GAME / SHOT CLOCK ERA

34 at San Diego State (34-55), Jan. 26, 2013

FEWEST POINTS / CONFERENCE GAME / BOTH TEAMS / SHOT CLOCK ERA

86 vs. Wyoming (48-38), Feb. 11, 2012
86 vs. Colorado State (44-42), Jan. 28, 1985*

*45-second shot clock

Freshman Single-Season Scoring

Rk.	Points	Player	Year
1.	484	Kenny Thomas	1995-96
2.	406	Kendall Williams	2010-11
3.	346	John Robinson II	1998-99
4.	321	Phil Smith	1980-81
5.	320	Rob Robbins	1987-88
6.	314	Clayton Shields	1994-95
7.	313	Charles Smith	1993-94
8.	307	Willie Banks	1988-89
9.	306	Makuach Maluach	2017-18
10.	268	Lamont Long	1996-97

New Mexico's 100-Point Games

SCORE	OPPONENT	DATE	SCORE	OPPONENT	DATE
136-99	Texas-Arlington	Nov. 23, 1990	105-89	vs. Cal State Northridge	Nov. 25, 2016
132-95	U.S. International	Dec. 3, 1985	104-53	Missouri Baptist	Nov. 28, 1981
129-98	Arizona	Feb. 26, 1979	104-81	Vermont	Dec. 29, 1977
127-101	Alaska-Anchorage	Dec. 17, 1977	104-112, L	New Mexico State (2OT)	Dec. 11, 1993
126-104	Kentucky State	Dec. 5, 1977	104-99	Fresno State (3OT)	March 8, 1996
125-73	New Mexico Highlands	Nov. 29, 1977	104-105, L	Nevada	Jan. 7, 2017
124-92	Central Florida	Dec. 16, 1978	103-74	Abilene Christian	Dec. 15, 1972
122-74	New Mexico Highlands	Nov. 24, 1978	103-85	Arizona	Feb. 9, 1978
122-84	New Mexico Highlands	Nov. 26, 1982	103-92	Arizona State	Feb. 11, 1978
122-105	Stephen F. Austin	Nov. 27, 1994	103-71	Morgan State	Nov. 23, 1984
121-82	New Mexico Highlands	Nov. 26, 1976	103-112, L	at New Mexico State	Dec. 1, 1976
121-62	Eastern Washington	Dec. 3, 1993	103-70	San Jose State	March 5, 1997
120-70	Idaho	Nov. 25, 1977	103-70	Ole Miss	Dec. 13, 2008
117-120, L	UNLV (2OT)	March 7, 2002	102-58	Eastern New Mexico	Feb. 13, 1954
117-94	Eastern Washington	Dec. 18, 1978	102-32	Howard Payne	Dec. 23, 1964
115-72	Houston Baptist	Dec. 13, 1973	102-74	Arizona	Feb. 22, 1968
113-69	East Texas State	Dec. 1, 1981	102-80	Utah	March 1, 1969
113-84	at Hawai'i	Dec. 11, 1976	102-65	Texas Tech	Dec. 21, 1973
113-89	Utah	Jan. 28, 1978	102-68	Minnesota	Dec. 29, 1973
112-61	Holy Cross	Dec. 29, 1997	102-89	Puget Sound	Jan. 4, 1978
112-100	West Texas State	Dec. 4, 1979	102-98	at Nevada-Las Vegas	Jan. 7, 1978
112-98	Idaho State	Nov. 22, 1991	102-99	Nevada-Las Vegas	Jan. 27, 1979
111-83	Cameron College	Dec. 5, 1973	102-89	Brigham Young	Jan. 10, 1987
111-88	Colorado State	March 2, 1978	102-72	San Diego State	March 2, 1989
111-89	Cal State Los Angeles	Dec. 3, 1975	102-71	Sacramento State	Dec. 19, 1998
110-70	Eastern New Mexico	Jan. 18, 1977	102-59	SE Missouri State	Nov. 14, 2008
110-100	Nevada-Las Vegas	Feb. 23, 1979	102-62	Cal State Bakersfield	Jan. 5, 2011
110-92	Hawai'i	Feb. 13, 1987	101-73	Arizona	Dec. 4, 1982
110-93	at Miami, Fla.	Feb. 1, 1989	101-57	Simon Fraser	Nov. 21, 1993
110-49	Eastern New Mexico	Dec. 6, 1994	101-94	Texas-Pan American	Dec. 9, 1998
109-56	Columbia	Dec. 28, 1973	101-68	Miss. Valley St.	Dec. 28, 2004
109-82	Portland State	Jan. 5, 1977	101-96	Pepperdine	Dec. 29, 2006
109-93	Charleston Southern	Nov. 17, 2013	100-63	Occidental	Dec. 13, 1968
108-59	Midwestern State	Nov. 27, 1981	100-104, L	at Arizona State	Dec. 2, 1978
108-84	Rider	Dec. 23, 1987	100-98	San Diego State	Jan. 30, 1981
107-36	Dartmouth	Dec. 29, 1972	100-120, L	at Oklahoma	Feb. 20, 1988
107-104	San Diego State	Dec. 20, 1976	100-75	Prairie View A&M	Dec. 3, 1988
107-87	Boston U.	Dec. 30, 1980	100-64	Eastern New Mexico	Feb. 22, 1989
107-59	Tennessee State	Dec. 21, 1991	100-55	Wyoming	Feb. 9, 2008
107-72	Mercer	Nov. 25, 1995	147-76	Northern New Mexico	Nov. 11, 2017
107-54	Simon Fraser	Nov. 18, 1996	103-71	Nebraska-Omaha	Nov. 14, 2017
107-49	Western New Mexico	Jan. 22, 2003	119-114	at Wyoming	Feb. 20, 2018
106-78	New Mexico State	Dec. 21, 1977	108-87	at Colorado State	Feb. 28, 2018
106-91	New Mexico Highlands	Dec. 10, 1986	<p>UNM Record: 83-6 L - UNM scored 100+points and lost</p>		
106-89	at Wyoming	Jan. 14, 1989			
106-53	New Mexico Highlands	Nov. 26, 1982			
106-65	Colorado	Nov. 14, 2006			
105-83	Arizona State	Feb. 24, 1968			
105-61	North Dakota	Dec. 8, 1973			
105-85	East Texas State	Dec. 6, 1980			

Most Points in a Game off the Bench

Pts.	Player	Opponent	Date
33	Elijah Brown	San Jose State	Jan. 23, 2016
29	Larry Belin	at Utah	Jan. 11, 1979
28	Willie Banks	George Washington	Dec. 27, 1988
28	J.R. Giddens	UNLV	Feb. 28, 2007
27	Phillip McDonald	Colorado State	Jan. 12, 2011
27	Steve Logan	Tennessee State	Dec. 21, 1991
26	Willie Banks	U. of San Francisco	Nov. 24, 1990
26	Brian Hayden	Cal State Northridge	Dec. 28, 1994
25	Larry Belin	New Mexico State	Dec. 9, 1978
25	Jamaal Williams	at UNLV	Feb. 22, 2003
24	Willie Howard	Arizona State	Feb. 11, 1978
24	Jamaal Smith	at Wyoming	Jan. 5, 2008
24	Sam Logwood	at Wyoming	Feb. 20, 2018
24	Troy Simons	at Wyoming	Feb. 20, 2018
23	Phil Abney	Puget Sound	Jan. 4, 1978
23	Willie Howard	at UTEP	Jan. 21, 1978
23	Willie Howard	BYU	Jan. 26, 1978
23	Willie Banks	at Tennessee	Dec. 5, 1989
23	Canonchet Neves	at Air Force	Feb. 27, 1993
23	Brian Hayden	U. of San Francisco	Nov. 17, 1994
23	Brian Smith	Cornell	Nov. 27, 1998

WELCOME TO THE PIT, A MILE HIGH AND LOUDER THAN...



WHAT THEY ARE SAYING ABOUT THE PIT

"What a terrific atmosphere for college basketball. Great building... Great history... 18,000 screaming fans. It's big time college hoops, baby!"
- Dick Vitale, ESPN

"I consider the game we played in Albuquerque in 1978 one of the most exciting of my career. The Pit is the toughest place to play because of their tremendous atmosphere."
-Jim Boeheim, Syracuse head coach

"When you go into a place like The Pit, there will be challenge different from a regular road game. The crowd can dictate the tempo and momentum. The Pit crowd forces you to be patient."
-Lute Olsen, former Arizona head coach

"A mile high but 37 feet underground, the Pit in Albuquerque has been the site of many mind-blowing college basketball games, including North Carolina State's upset of Houston in '83 and just about any New Mexico home game. The noise created by fans, which has been measured at 125 decibels -- the pain threshold for the human ear is 130 -- is a palpable force."
-Sports Illustrated

- Voted one of "The Top Five Loudest, Most Intimidating Places to Play" by NCAA.com
- Ranked in the top 20 sporting venues of the 20th century by Sports Illustrated
- USA Today ranked The Pit in its "Ten Great Places to Get Pumped for NCAA Action"
- According to Fox Sports, it's one of the top ten "old school" college basketball arenas in the country

THE GREATEST GAME EVER PLAYED

The Pit was the site of one of the greatest college basketball games ever played. It hosted the 1983 national championship game that saw the NC State Wolfpack upset Hakeem Olajuwon, Clyde Drexler and the Houston Cougars. Coach Jimmy Valvano and the Wolfpack downed the Cougars on a last second put back by Lorenzo Charles. The iconic shot of the late Valvano running onto the court looking for a hug is one of the lasting images in college basketball history.

- Built in 1966 (\$1.4 million)
- Capacity of 15,411 (previously 18,018)
- \$60 million renovation was completed in 2010
- New floor installed before the 2017-18 season
- Seating includes 40 suites and a club area
- Officially named Dreamstyle Arena in 2017 after a \$10 million agreement for naming rights by the local New Mexico business. It is still referred to as The Pit, its officially-recognized nickname. As part of the exciting Dreamstyle changes, University Stadium, UNM's football stadium, officially became Dreamstyle Arena on the same date.
- Less than 30 of 345 NCAA Division I basketball programs play in a college-only arena named after a business or organization founded or headquartered in its home state.
- The Lobos have averaged an astounding 15,410 fans the past 49 years, an amazing 95% of capacity
- The Pit has ranked in the top 25 in attendance nationally nearly every season since the 1966-67 season with 35 seasons in the top ten in the NCAA in attendance
- Led the Mountain West in attendance in 10 of the conference's 15 years of existence
- The floor is named Bob King Court in honor of the former head coach who led the Lobos from 1963 to 1972.

THE 2017-18 LOBO MEN'S BASKETBALL RADIO/TV ROSTER

PLAYERS



Matt Vail
G | 5-10 | Fr.
Grants, N.M.



Chris McNeal
G | 6-1 | Jr.
Jackson, Tenn.



Sam Logwood
G/F | 6-8 | Sr.
Indianapolis, Ind.



Antino Jackson
G | 6-0 | Sr.
Houston, Texas



Mike Mondragon
G | 6-3 | R-Jr.
Taos, N.M.



Joe Furstinger
F | 6-9 | Sr.
Rancho Santa Margarita, Calif.



Makuach Maluach
G/F | 6-5 | Fr.
Sydney, Australia




Jachai Simmons
G/F | 6-7 | Jr.
Plainfield, N.J.



JaQuan Lyle
G | 6-5 | Jr.
Evansville, Ind.



Dane Kuiper
G/F | 6-7 | Jr.
Wasilla, Alaska



Vladimir Pinchuk
F/C | 6-10 | Fr.
Schwelm, Germany




Vance Jackson
F | 6-9 | So.
Los Angeles, Calif.



Troy Simons
G | 6-3 | Jr.
Pittsburgh, Pa.



Anthony Mathis
G | 6-3 | Jr.
West Linn, Ore.



Connor MacDougall
F | 6-9 | Sr.
Tempe, Ariz.

STAFF



Paul Weir
Head Coach



Chris Harriman
Assoc. Head Coach



Jerome Robinson
Assistant Coach



Brandon Mason
Assistant Coach



Ryan Berryman
Dir. of Operations



David Chiotti
Dir. of Player Development




Evan Orzolek
Video Coordinator



Tyler Stuart
Dir. of Strength/Cond.



Estevan Sandoval
Graduate Assistant



Corey DeBarbrie
Athletic Trainer



Matt Vail
 5'10" - Freshman - Guard
 Grants, N.M. (Grants HS)

0

NOTEWORTHY :

- Set record for most points ever scored by a Pirate at Grants High School
- Averaged 25.0 points per game, 5.0 assists and 4.5 steals per game in HS
- District Player of the Year, First Team All-State, Second Team All-State, Academic All-District, First-Team All-District in HS
- MVP for New Mexico vs. Arizona matchup

GAME-BY-GAME STATISTICS

SEASON HIGHS

Points: N/A
 FG: N/A
 FGA: N/A
 3FG: N/A
 3FGA: N/A
 FT: N/A
 FTA: N/A
 Rebounds: N/A
 Assists: N/A
 Blocks: N/A
 Steals: N/A
 Minutes Played: N/A

CAREER HIGHS AT UNM

Points: N/A
 FG: N/A
 FGA: N/A
 3FG: N/A
 3FGA: N/A
 FT: N/A
 FTA: N/A
 Rebounds: N/A
 Assists: N/A
 Blocks: N/A
 Steals: N/A
 Minutes Played: N/A

CAREER STATISTICS



Chris McNeal

6'1" - Junior - Guard

Jackson, Tennessee (Indian Hills CC)

1

NOTEWORTHY:

- JUCO All-American
- Led the Indian Hills Warriors to 29-5 record, Region XI regular-season and post-season championships, district title game and helped the squad qualify for the national tournament
- Led team with 13.1 ppg, field goals (135), fg attempts (327), 3-pointers (83), 3-pt attempts (222), ft (94), assists (179) and points (447).

GAME-BY-GAME STATISTICS

				Total		3-Pointers		Free throws		Rebounds											
Opponent	Date	qs	min	fg-fga	pct	3fg-fga	pct	ft-fla	pct	off	def	tot	avg	pf	a	t/o	blk	stl	pts	avg	
NORTHERN NEW MEXIC	11/11/17	*	23	8-14	.571	6-10	.600	2-3	.667	0	1	1	1.0	1	10	3	0	1	24	24.0	
NEBRASKA-OMAHA	11/14/17	*	27	3-7	.429	2-6	.333	1-5	.200	0	2	2	1.5	0	3	2	0	2	9	16.5	
at New Mexico State	11/17/17	*	29	3-8	.375	1-4	.250	3-3	1.000	1	3	4	2.3	2	1	3	0	0	10	14.3	
TENNESSEE TECH	11/21/17	*	34	8-16	.500	7-11	.636	6-8	.750	1	3	4	2.8	3	6	4	0	1	29	18.0	
vs TCU	11/24/17	*	28	5-16	.313	2-10	.200	0-0	.000	1	3	4	3.0	3	2	2	0	1	12	16.8	
vs Maryland	11/25/17	*	29	6-14	.429	2-6	.333	5-5	1.000	0	0	0	2.5	3	2	2	0	1	19	17.2	
EVANSVILLE	11/29/17	*	29	5-8	.625	2-4	.500	1-1	1.000	0	2	2	2.4	2	1	1	0	2	13	16.6	
at UTEP	12/2/17	*	34	1-5	.200	1-4	.250	6-6	1.000	0	3	3	2.5	1	3	0	0	1	9	15.6	
at Colorado	12/6/17	*	25	1-6	.167	0-3	.000	2-3	.667	0	2	2	2.4	1	3	2	0	0	4	14.3	
NEW MEXICO STATE	12/9/17		28	1-6	.167	0-4	.000	2-3	.667	0	3	3	2.5	1	2	4	0	0	4	13.3	
ARIZONA	12/16/17		28	2-9	.222	2-8	.250	0-0	.000	1	3	4	2.6	3	2	3	0	1	6	12.6	
RICE	12/19/17		26	4-8	.500	4-8	.500	1-2	.500	0	2	2	2.6	0	2	0	0	1	13	12.7	
PRAIRIE VIEW A&M	12/22/17		23	2-7	.286	1-5	.200	0-0	.000	0	0	0	2.4	2	1	3	0	0	5	12.1	
AIR FORCE	12/27/17	*	22	3-8	.375	1-6	.167	0-0	.000	0	4	4	2.5	1	4	1	0	0	7	11.7	
at Nevada	12/30/17		20	3-8	.375	1-6	.167	0-0	.000	0	2	2	2.5	0	2	1	0	0	7	11.4	
at Boise State	01/03/18		24	1-10	.100	0-5	.000	0-0	.000	0	3	3	2.5	1	7	0	0	0	2	10.8	
SAN JOSE STATE	1/6/18		32	4-11	.364	2-8	.250	2-4	.500	0	1	1	2.4	0	4	2	0	0	12	10.9	
WYOMING	1/10/18		21	1-4	.250	1-3	.333	2-2	1.000	0	0	0	2.3	2	1	6	0	0	5	10.6	
at Fresno State	01/13/18		25	4-9	.444	1-5	.200	7-8	.875	0	0	0	2.2	4	2	0	0	1	16	10.8	
at UNLV	01/17/18		18	0-4	.000	0-2	.000	1-2	.500	0	3	3	2.2	0	0	2	0	0	1	10.4	
SAN DIEGO STATE	1/20/18		17	2-6	.333	2-3	.667	0-1	.000	0	1	1	2.1	3	3	1	0	0	6	10.1	
COLORADO STATE	1/27/18		15	1-5	.200	1-4	.250	0-0	.000	0	1	1	2.1	0	1	0	0	1	3	9.8	
at Utah State	01/31/18	*	36	8-15	.533	3-6	.500	2-2	1.000	0	2	2	2.1	2	3	1	0	0	21	10.3	
at San Jose State	02/03/18	*	24	2-7	.286	1-6	.167	1-2	.500	0	2	2	2.1	2	3	1	0	2	6	10.1	
BOISE STATE	2/6/18	*	21	2-6	.333	2-5	.400	0-0	.000	0	2	2	2.1	0	5	0	0	1	6	10.0	
at Air Force	2/10/18	*	26	4-10	.400	1-5	.200	1-2	.500	0	1	1	2.0	2	1	2	0	1	10	10.0	
UTAH STATE	2/14/18		21	4-10	.400	1-5	.200	1-1	1.000	0	1	1	2.0	2	3	1	0	2	10	10.0	
at Wyoming	02/20/18	*	26	3-8	.375	1-5	.200	10-12	.833	0	0	0	1.9	4	6	5	0	3	17	10.2	
UNLV	2/25/18	*	23	1-5	.200	0-3	.000	2-2	1.000	0	2	2	1.9	2	2	2	0	0	4	10.0	
at Colorado State	2/28/18	*	22	3-6	.500	3-6	.500	1-2	.500	1	1	2	1.9	2	1	4	0	2	10	10.0	
FRESNO STATE	3/3/18	*	18	1-2	.500	1-1	1.000	2-2	1.000	0	0	0	1.9	3	1	2	0	0	5	9.8	
Totals			18	774	96-258	.372	52-167	.311	61-81	.753	5	53	58	1.9	52	87	60	0	24	305	9.8

SEASON HIGHS

Points: 29 vs. Tennessee Tech (11-21-17)
FG: 8 (3x) Last time at Utah State (1-31-18)
FGA: 16 (2x) Last time vs. TCU (11-24-17)
3FG: 7 vs. Tennessee Tech (11-21-17)
3FGA: 11 vs. Tennessee Tech (11-21-17)
FT: 10 at Wyoming (2-20-18)
FTA: 12 at Wyoming (2-20-18)
Rebounds: 4 (5x) Last time vs. Air Force (12-27-17)
Assists: 10 vs. Northern N.M. (11-11-17)
Blocks: N/A
Steals: 3 at Wyoming (2-20-18)
Minutes Played: 36 at Utah State (1-31-18)

CAREER HIGHS AT UNM

Points: 29 vs. Tennessee Tech (11-21-17)
FG: 8 (3x) Last time at Utah State (1-31-18)
FGA: 16 (2x) Last time vs. TCU (11-24-17)
3FG: 7 vs. Tennessee Tech (11-21-17)
3FGA: 11 vs. Tennessee Tech (11-21-17)
FT: 10 at Wyoming (2-20-18)
FTA: 12 at Wyoming (2-20-18)
Rebounds: 4 (5x) Last time vs. Air Force (12-27-17)
Assists: 10 vs. Northern N.M. (11-11-17)
Blocks: N/A
Steals: 3 at Wyoming (2-20-18)
Minutes Played: 36 at Utah State (1-31-18)

CAREER STATISTICS

			Total		3-Point		F-Throws		Rebounds											Scoring	
Season	gp-gs	min/avg	fg-fga	pct	fg-fga	pct	ft-fta	pct	off	def	tot	avg	pf	fo	ast	to	blk	stl	pts	avg	
2017-18	31-18	774/25.0	96-258	.372	52-167	.311	61-81	.753	5	53	58	1.9	52	0	87	60	0	24	305	9.8	
TOTAL	31-18	774/25.0	96-258	.372	52-167	.311	61-81	.753	5	53	58	1.9	52	0	87	60	0	24	305	9.8	



Sam Logwood

6'8" - Senior - Guard/Forward
Indianapolis, Ind. (La Lumiere HS)

2

NOTEWORTHY :

- Had career-high 27 points against TCU on Nov. 24
- Had first career double-double of 12 pts, 11 reb at Wyoming (2-25-17)
- Career highs of three blocks, four steals at San Diego State in 2015-16
- Career highs of seven boards, five assists against Wyoming in 2015-16
- Academic All-MW selection in 2015

GAME-BY-GAME STATISTICS

Opponent	Date	qs	min	Total		3-Pointers		Free throws		Rebounds				pf	a	t/o	blk	stl	pts	avg	
				fg-fga	pct	3fg-fga	pct	ft-fa	pct	off	def	tot	avg								
NORTHERN NEW MEXIC	11/11/17	*	17	6-8	.750	0-0	.000	2-2	1.000	1	5	6	6.0	2	2	0	0	3	14	14.0	
NEBRASKA-OMAHA	11/14/17	*	23	4-11	.364	0-0	.000	10-11	.909	5	0	5	5.5	3	2	2	0	1	18	16.0	
at New Mexico State	11/17/17	*	33	4-13	.308	0-1	.000	0-2	.000	3	4	7	6.0	3	2	5	0	0	8	13.3	
TENNESSEE TECH	11/21/17	*	29	6-12	.500	0-0	.000	9-11	.818	3	2	5	5.8	1	0	3	0	1	21	15.3	
vs TCU	11/24/17	*	32	10-21	.476	0-1	.000	7-8	.875	2	4	6	5.8	3	1	2	0	0	27	17.6	
vs Maryland	11/25/17	*	23	2-5	.400	0-0	.000	4-4	1.000	0	2	2	5.2	4	2	5	0	1	8	16.0	
EVANSVILLE	11/29/17	*	22	6-9	.667	0-0	.000	2-2	1.000	1	4	5	5.1	3	1	4	0	0	14	15.7	
at UTEP	12/2/17	*	30	8-12	.667	1-1	1.000	5-7	.714	3	4	7	5.4	3	4	3	0	0	22	16.5	
at Colorado	12/6/17	*	18	1-7	.143	0-0	.000	0-2	.000	0	3	3	5.1	3	1	1	0	0	2	14.9	
NEW MEXICO STATE	12/9/17		dnp	-	-	-	-	-	-	-	-	-	-	-	-	-	-	-	-	-	
ARIZONA	12/16/17		26	3-10	.300	0-1	.000	2-3	.667	3	1	4	5.0	1	5	0	0	0	8	14.2	
RICE	12/19/17		29	5-14	.357	0-1	.000	5-5	1.000	5	4	9	5.4	2	1	1	0	0	15	14.3	
PRAIRIE VIEW A&M	12/22/17		20	4-7	.571	0-0	.000	0-0	.000	1	3	4	5.3	2	1	4	0	1	8	13.8	
AIR FORCE	12/27/17		22	3-10	.300	1-2	.500	3-4	.750	0	4	4	5.2	2	0	1	0	0	10	13.5	
at Nevada	12/30/17		30	6-10	.600	0-0	.000	0-0	.000	2	4	6	5.2	3	0	5	0	0	12	13.4	
at Boise State	01/03/18		18	1-6	.167	0-0	.000	4-4	1.000	1	0	1	4.9	0	0	1	0	0	6	12.9	
SAN JOSE STATE	1/6/18		dnp	-	-	-	-	-	-	-	-	-	-	-	-	-	-	-	-	-	
WYOMING	1/10/18		dnp	-	-	-	-	-	-	-	-	-	-	-	-	-	-	-	-	-	
at Fresno State	01/13/18		dnp	-	-	-	-	-	-	-	-	-	-	-	-	-	-	-	-	-	
at UNLV	01/17/18		dnp	-	-	-	-	-	-	-	-	-	-	-	-	-	-	-	-	-	
SAN DIEGO STATE	1/20/18		dnp	-	-	-	-	-	-	-	-	-	-	-	-	-	-	-	-	-	
COLORADO STATE	1/27/18		dnp	-	-	-	-	-	-	-	-	-	-	-	-	-	-	-	-	-	
at Utah State	01/31/18		dnp	-	-	-	-	-	-	-	-	-	-	-	-	-	-	-	-	-	
at San Jose State	02/03/18		22	3-5	.600	0-0	.000	4-7	.571	0	0	0	4.6	3	1	1	0	2	10	12.7	
BOISE STATE	2/6/18		31	4-9	.444	0-0	.000	0-0	.000	2	3	5	4.6	4	2	1	0	1	8	12.4	
at Air Force	2/10/18	*	21	3-7	.429	0-0	.000	8-10	.800	2	3	5	4.7	2	0	2	0	0	14	12.5	
UTAH STATE	2/14/18		22	4-8	.500	0-0	.000	2-2	1.000	2	2	4	4.6	2	0	1	0	1	10	12.4	
at Wyoming	02/20/18		30	11-12	.917	0-0	.000	2-3	.667	1	8	9	4.9	2	2	3	0	0	24	13.0	
UNLV	2/25/18	*	26	7-12	.583	1-1	1.000	2-2	1.000	1	9	10	5.1	2	0	0	0	0	17	13.1	
at Colorado State	2/28/18		25	5-6	.833	0-0	.000	5-5	1.000	1	5	6	5.1	4	3	1	0	0	15	13.2	
FRESNO STATE	3/3/18	*	35	4-6	.667	0-0	.000	4-5	.800	1	4	5	5.1	3	3	3	0	0	12	13.2	
Totals			12	584	110-220	.500	3-8	375	80-99	.808	40	78	118	5.1	57	33	49	0	11	303	13.2

SEASON HIGHS

Points: 27 vs. TCU (11-24-17)
FG: 11 at Wyoming (2-20-18)
FGA: 21 vs. TCU (11-24-17)
3FG: 1 (2x) Last time vs. Air Force (12-27-17)
3FGA: 2 vs. Air Force (12-27-17)
FT: 10 vs Omaha (11-14-17)
FTA: 11 (2x) Last time vs. Tennessee Tech (11-21-17)
Rebounds: 10 vs UNLV (2-25-18)
Assists: 5 vs. Arizona (12-16-17)
Blocks: N/A
Steals: 3 vs. Northern N.M. (11-11-17)
Minutes Played: 35 vs Fresno State (3-3-18)

CAREER HIGHS AT UNM

Points: 27 vs. TCU (11-24-17)
FG: 11 at Wyoming (2-20-18)
FGA: 21 vs. TCU (11-24-17)
3FG: 2 (7x) Last time vs. SJSU (2-4-17)
3FGA: 6 vs. Air Force (3-11-15)
FT: 10 vs Omaha (11-14-17)
FTA: 11 (2x) Last time vs. Tennessee Tech (11-21-17)
Rebounds: 11 vs. Wyoming (2-25-17)
Assists: 6 vs. UTEP (12-7-16)
Blocks: 3 at San Diego State (2-6-16)
Steals: 4 (2x) Last time vs. UAPB (12-17-16)
Minutes Played: 41 at San Diego State (2-6-16)

CAREER STATISTICS

			Total		3-Point		F-Throws		Rebounds											Scoring	
Season	gp-gs	min/avg	fg-fga	pct	fg-fga	pct	ft-fa	pct	off	def	tot	avg	pf	fo	ast	to	blk	stl	pts	avg	
2014-15	28-16	572/20.4	57-145	.393	17-55	.309	40-55	.727	24	52	76	2.7	46	0	31	29	3	9	171	6.1	
2015-16	32-32	836/26.1	75-171	.439	17-43	.395	35-60	.583	37	93	130	4.1	78	2	58	49	14	24	202	6.3	
2016-17	30-18	672/22.4	80-178	.449	10-25	.400	49-73	.671	20	84	104	3.5	50	1	33	41	4	22	219	7.3	
2017-18	23-12	584/25.4	110-220	.500	3-8	.375	80-99	.808	40	78	118	5.1	57	0	33	49	0	11	303	13.2	
TOTAL	113-78	2664/23.6	322-714	.451	47-131	.359	204-287	.711	121	307	428	3.8	231	3	155	168	21	66	895	7.9	



Antino Jackson
6'0" - Senior - Guard
Houston, Texas (Akron)

3

NOTEWORTHY :

- Earned All-MAC Honorable Mention at Akron in 2015-16.
- Finished his sophomore season with 25 double-digit performances.
- Set career-highs in points (23), assists (8) and rebounds (8) as a sophomore.
- Set new career-highs in points (24) and assists (11) at UNM
- Ranked among MAC leaders in six categories in 2015-16.

GAME-BY-GAME STATISTICS

Opponent	Date	gs	min	Total		3-Pointers		Free throws		Rebounds				pf	a	t/o	blk	stl	pts	avg	
				fg-fga	pct	3fg-fga	pct	ft-fa	pct	off	def	tot	avg								
NORTHERN NEW MEXIC	11/11/17	*	21	4-7	.571	1-4	.250	3-3	1.000	0	1	1	1.0	3	6	5	0	1	12	12.0	
NEBRASKA-OMAHA	11/14/17	*	24	7-11	.636	5-7	.714	0-0	.000	0	4	4	2.5	2	5	3	0	3	19	15.5	
at New Mexico State	11/17/17	*	20	1-6	.167	1-4	.250	0-0	.000	0	0	0	1.7	1	0	1	0	0	3	11.3	
TENNESSEE TECH	11/21/17	*	18	3-9	.333	2-6	.333	0-0	.000	0	2	2	1.8	1	2	2	0	0	8	10.5	
vs TCU	11/24/17		24	4-9	.444	3-7	.429	1-2	.500	0	4	4	2.2	1	1	1	0	0	12	10.8	
vs Maryland	11/25/17		16	0-10	.000	0-7	.000	2-2	1.000	0	0	0	1.8	0	3	0	0	1	2	9.3	
EVANSVILLE	11/29/17		18	0-4	.000	0-2	.000	2-3	.667	1	3	4	2.1	2	10	1	0	0	2	8.3	
at UTEP	12/2/17		23	3-6	.500	2-4	.500	2-5	.400	0	4	4	2.4	4	1	2	0	2	10	8.5	
at Colorado	12/6/17	*	23	2-8	.250	2-7	.286	0-0	.000	0	1	1	2.2	3	1	1	0	2	6	8.2	
NEW MEXICO STATE	12/9/17	*	25	5-13	.385	3-8	.375	1-2	.500	1	2	3	2.3	3	1	4	0	1	14	8.8	
ARIZONA	12/16/17	*	19	2-7	.286	1-3	.333	0-0	.000	0	1	1	2.2	3	1	3	0	1	5	8.5	
RICE	12/19/17	*	18	1-4	.250	0-2	.000	0-0	.000	0	2	2	2.2	2	2	0	0	0	2	7.9	
PRAIRIE VIEW A&M	12/22/17	*	19	6-11	.545	4-8	.500	1-2	.500	0	2	2	2.2	2	3	2	0	1	17	8.6	
AIR FORCE	12/27/17		25	4-5	.800	2-3	.667	0-0	.000	0	2	2	2.1	1	9	1	0	1	10	8.7	
at Nevada	12/30/17	*	28	4-9	.444	3-6	.500	1-1	1.000	0	2	2	2.1	3	8	2	0	0	12	8.9	
at Boise State	01/03/18	*	27	2-6	.333	1-3	.333	0-0	.000	2	3	5	2.3	2	0	3	0	1	5	8.7	
SAN JOSE STATE	1/6/18	*	21	4-6	.667	3-5	.600	0-0	.000	0	0	0	2.2	4	7	2	0	3	11	8.8	
WYOMING	1/10/18	*	28	7-12	.583	4-7	.571	2-3	.667	1	0	1	2.1	5	4	3	0	4	20	9.4	
at Fresno State	01/13/18	*	25	3-5	.600	1-3	.333	0-0	.000	0	1	1	2.1	1	5	5	0	3	7	9.3	
at UNLV	01/17/18	*	33	5-15	.333	3-7	.429	4-4	1.000	1	3	4	2.2	0	5	5	0	2	17	9.7	
SAN DIEGO STATE	1/20/18	*	28	8-12	.667	6-10	.600	2-2	1.000	0	1	1	2.1	2	6	0	0	1	24	10.4	
COLORADO STATE	1/27/18	*	28	4-8	.500	2-6	.333	2-3	.667	0	0	0	2.0	2	11	1	0	2	12	10.5	
at Utah State	01/31/18	dnp		-	-	-	-	-	-	-	-	-	-	-	-	-	-	-	-	-	
at San Jose State	02/03/18		27	6-15	.400	3-10	.300	2-3	.667	1	1	2	2.0	3	5	1	0	2	17	10.7	
BOISE STATE	2/6/18		21	2-7	.286	2-6	.333	4-4	1.000	0	2	2	2.0	1	3	4	0	0	10	10.7	
at Air Force	2/10/18		25	3-7	.429	2-4	.500	2-4	.500	0	5	5	2.1	4	10	4	0	1	10	10.7	
UTAH STATE	2/14/18	*	22	1-9	.111	1-7	.143	0-0	.000	2	4	6	2.3	1	5	4	0	3	3	10.4	
at Wyoming	02/20/18	*	24	1-3	.333	1-2	.500	0-0	.000	0	1	1	2.2	3	2	4	0	2	3	10.1	
UNLV	2/25/18		17	2-7	.286	2-5	.400	0-0	.000	0	0	0	2.1	4	5	2	0	0	6	10.0	
at Colorado State	2/28/18		26	5-7	.714	3-4	.750	0-0	.000	0	1	1	2.1	4	9	5	0	4	13	10.1	
FRESNO STATE	3/3/18	*	31	4-13	.308	2-8	.250	6-7	.857	1	1	2	2.1	5	4	4	0	1	16	10.3	
Totals			20	704	103-251	.410	65-165	.394	37-50	.740	10	53	63	2.1	72	134	75	0	42	308	10.3

SEASON HIGHS

Points: 24 vs San Diego State (1-20-18)
FG: 8 vs San Diego State (1-20-18)
FGA: 15 (2x) Last time at San José State (2-3-18)
3FG: 6 vs San Diego State (1-20-18)
3FGA: 10 (2x) Last time at San José State (2-3-18)
FT: 6 vs Fresno State (3-3-18)
FTA: 7 vs Fresno State (3-3-18)
Rebounds: 6 vs Utah State (2-14-18)
Assists: 11 vs. Colorado State (1-27-18)
Blocks: N/A
Steals: 4 (2x) Last time at Colorado State (2-28-18)
Minutes Played: 33 at UNLV (1-17-18)

CAREER HIGHS AT UNM

Points: 24 vs San Diego State (1-20-18)
FG: 8 vs San Diego State (1-20-18)
FGA: 15 (2x) Last time at San José State (2-3-18)
3FG: 6 vs San Diego State (1-20-18)
3FGA: 10 (2x) Last time at San José State (2-3-18)
FT: 6 vs Fresno State (3-3-18)
FTA: 7 vs Fresno State (3-3-18)
Rebounds: 6 vs Utah State (2-14-18)
Assists: 11 vs. Colorado State (1-27-18)
Blocks: N/A
Steals: 4 (2x) at Colorado State (2-28-18)
Minutes Played: 33 at UNLV (1-17-18)

CAREER STATISTICS

			Total		3-Point		F-Throws		Rebounds											Scoring	
Season	gp-gs	min/avg	fg-fga	pct	fg-fga	pct	ft-fa	pct	off	def	tot	avg	pf	fo	ast	to	blk	stl	pts	avg	
2017-18	30-20	704/23.5	103-251	.410	65-165	.394	37-50	.740	10	53	63	2.1	72	2	134	75	0	42	308	10.3	
TOTAL	30-20	704/23.5	103-251	.410	65-165	.394	37-50	.740	10	53	63	2.1	72	2	134	75	0	42	308	10.3	



Mike Mondragon

6'3" - RS-Junior - Guard
Taos, N.M. (Highland HS)

4

NOTEWORTHY :

- Brought on as a walk-on by Coach Weir in 2017-18
- Saw action in his first game on Nov. 11, 2017 vs Northern New Mexico
- Scored his first basket as a Lobo on Jan. 6, 2018 against San José State
- Named First Team All-Academic while at Highland

GAME-BY-GAME STATISTICS

Opponent	Date	gs	min	fg-fga	pct	3fg-fga	pct	ft-fa	pct	off	def	tot	avg	pf	a	t/o	blk	stl	pts	avg
NORTHERN NEW MEXIC	11/11/17	1		0-0	.000	0-0	.000	0-0	.000	0	0	0	0.0	0	0	0	0	0	0	0.0
NEBRASKA-OMAHA	11/14/17	2		0-0	.000	0-0	.000	0-0	.000	0	0	0	0.0	0	0	0	0	0	0	0.0
at New Mexico State	11/17/17	dnp		-	-	-	-	-	-	-	-	-	-	-	-	-	-	-	-	-
TENNESSEE TECH	11/21/17	dnp		-	-	-	-	-	-	-	-	-	-	-	-	-	-	-	-	-
vs TCU	11/24/17	dnp		-	-	-	-	-	-	-	-	-	-	-	-	-	-	-	-	-
vs Maryland	11/25/17	dnp		-	-	-	-	-	-	-	-	-	-	-	-	-	-	-	-	-
EVANSVILLE	11/29/17	dnp		-	-	-	-	-	-	-	-	-	-	-	-	-	-	-	-	-
at UTEP	12/2/17	dnp		-	-	-	-	-	-	-	-	-	-	-	-	-	-	-	-	-
at Colorado	12/6/17	dnp		-	-	-	-	-	-	-	-	-	-	-	-	-	-	-	-	-
NEW MEXICO STATE	12/9/17	dnp		-	-	-	-	-	-	-	-	-	-	-	-	-	-	-	-	-
ARIZONA	12/16/17	dnp		-	-	-	-	-	-	-	-	-	-	-	-	-	-	-	-	-
RICE	12/19/17	dnp		-	-	-	-	-	-	-	-	-	-	-	-	-	-	-	-	-
PRAIRIE VIEW A&M	12/22/17	dnp		-	-	-	-	-	-	-	-	-	-	-	-	-	-	-	-	-
AIR FORCE	12/27/17	dnp		-	-	-	-	-	-	-	-	-	-	-	-	-	-	-	-	-
at Nevada	12/30/17	dnp		-	-	-	-	-	-	-	-	-	-	-	-	-	-	-	-	-
at Boise State	01/03/18	dnp		-	-	-	-	-	-	-	-	-	-	-	-	-	-	-	-	-
SAN JOSE STATE	1/6/18	2	1-1	1.000	0-0	.000	0-0	.000	0	0	0	0.0	0	1	0	0	0	0	2	0.7
WYOMING	1/10/18	dnp		-	-	-	-	-	-	-	-	-	-	-	-	-	-	-	-	-
at Fresno State	01/13/18	dnp		-	-	-	-	-	-	-	-	-	-	-	-	-	-	-	-	-
at UNLV	01/17/18	4		0-0	.000	0-0	.000	0-0	.000	0	0	0	0.0	1	0	2	0	0	0	0.5
SAN DIEGO STATE	1/20/18	1		0-0	.000	0-0	.000	0-0	.000	0	0	0	0.0	0	0	0	0	0	0	0.4
COLORADO STATE	1/27/18	dnp		-	-	-	-	-	-	-	-	-	-	-	-	-	-	-	-	-
at Utah State	01/31/18	2		0-0	.000	0-0	.000	0-0	.000	0	0	0	0.0	0	0	0	0	0	0	0.3
at San Jose State	02/03/18	dnp		-	-	-	-	-	-	-	-	-	-	-	-	-	-	-	-	-
BOISE STATE	2/6/18	dnp		-	-	-	-	-	-	-	-	-	-	-	-	-	-	-	-	-
at Air Force	2/10/18	dnp		-	-	-	-	-	-	-	-	-	-	-	-	-	-	-	-	-
UTAH STATE	02/14/18	dnp		-	-	-	-	-	-	-	-	-	-	-	-	-	-	-	-	-
at Wyoming	02/20/18	dnp		-	-	-	-	-	-	-	-	-	-	-	-	-	-	-	-	-
UNLV	02/25/18	dnp		-	-	-	-	-	-	-	-	-	-	-	-	-	-	-	-	-
at Colorado State	02/28/18	dnp		-	-	-	-	-	-	-	-	-	-	-	-	-	-	-	-	-
FRESNO STATE	03/03/18	dnp		-	-	-	-	-	-	-	-	-	-	-	-	-	-	-	-	-
Totals		0	12	1-1	1.000	0-0	.000	0-0	.000	0	0	0	0.0	1	1	2	0	0	2	0.3

SEASON HIGHS

Points: 2 vs San José State (1/6/18)
FG: 1 vs San José State (1/6/18)
FGA: 1 vs San José State (1/6/18)
3FG: N/A
3FGA: N/A
FT: N/A
FTA: N/A
Rebounds: N/A
Assists: 1 vs San José State (1/6/18)
Blocks: N/A
Steals: N/A
Minutes Played: 2 (2x) Last time vs San José State (1/6/18)

CAREER HIGHS AT UNM

Points: 2 vs San José State (1/6/18)
FG: 1 vs San José State (1/6/18)
FGA: 1 vs San José State (1/6/18)
3FG: N/A
3FGA: N/A
FT: N/A
FTA: N/A
Rebounds: N/A
Assists: 1 vs San José State (1/6/18)
Blocks: N/A
Steals: N/A
Minutes Played: 2 (2x) Last time vs San José State (1/6/18)

CAREER STATISTICS

			Total		3-Point		F-Throws		Rebounds											Scoring	
Season	gp-gs	min/avg	fg-fga	pct	fg-fga	pct	ft-fa	pct	off	def	tot	avg	pf	fo	ast	to	blk	stl	pts	avg	
2017-18	6-0	12/2.0	1-1	1.000	0-0	.000	0-0	.000	0	0	0	0.0	1	0	1	2	0	0	2	0.3	
TOTAL	6-0	12/2.0	1-1	1.000	0-0	.000	0-0	.000	0	0	0	0.0	1	0	1	2	0	0	2	0.3	



Joe Furstinger

6'9" - Senior - Forward

Rancho Santa Margarita, Calif. (Santa Margarita Catholic HS)

5

NOTEWORTHY :

- Scored career-high 17 points and 12 rebounds for his first career double-double on Dec. 19 against Rice.
- Scored a new career-high 22 points at Colorado State on 2-28-18.
- Had a career-high five field goals made in Rice win on 12/19/17.
- Led all UNM bigs in assists by a wide margin in 2015-16.
- Played at the same high school as the Warrior's Klay Thompson.

GAME-BY-GAME STATISTICS

				Total		3-Pointers		Free throws		Rebounds											
Opponent	Date	gs	min	fg-fga	pct	3fg-fga	pct	ft-fla	pct	off	def	tot	avg	pf	a	t/o	blk	stl	pts	avg	
NORTHERN NEW MEXIC	11/11/17	*	18	4-8	.500	0-2	.000	1-1	1.000	1	5	6	6.0	4	5	0	3	1	9	9.0	
NEBRASKA-OMAHA	11/14/17	*	24	3-6	.500	0-2	.000	5-5	1.000	2	6	8	7.0	3	2	5	4	1	11	10.0	
at New Mexico State	11/17/17	*	21	1-3	.333	0-1	.000	2-2	1.000	0	1	1	5.0	4	0	0	0	0	4	8.0	
TENNESSEE TECH	11/21/17	*	28	1-5	.200	0-1	.000	5-6	.833	2	7	9	6.0	1	2	1	4	0	7	7.8	
vs TCU	11/24/17	*	24	2-6	.333	0-2	.000	2-2	1.000	1	6	7	6.2	4	2	0	3	0	6	7.4	
vs Maryland	11/25/17	*	16	0-0	.000	0-0	.000	0-0	.000	0	1	1	5.3	4	0	1	0	0	0	6.2	
EVANSVILLE	11/29/17	*	22	1-5	.200	0-2	.000	0-0	.000	0	5	5	5.3	3	6	1	2	1	2	5.6	
at UTEP	12/2/17	*	12	0-2	.000	0-1	.000	0-0	.000	0	1	1	4.8	5	0	3	0	0	0	4.9	
at Colorado	12/6/17	*	32	2-7	.286	0-1	.000	2-5	.400	1	6	7	5.0	4	0	0	0	1	6	5.0	
NEW MEXICO STATE	12/9/17	*	20	3-3	1.000	1-1	1.000	0-0	.000	0	1	1	4.6	2	1	3	2	0	7	5.2	
ARIZONA	12/16/17	*	30	2-5	.400	0-1	.000	3-3	1.000	1	4	5	4.6	1	3	0	0	2	7	5.4	
RICE	12/19/17		26	6-8	.750	0-0	.000	5-5	1.000	4	8	12	5.3	4	2	3	1	0	17	6.3	
PRAIRIE VIEW A&M	12/22/17	*	32	4-8	.500	0-1	.000	12-12	1.000	4	6	10	5.6	0	4	1	0	0	20	7.4	
AIR FORCE	12/27/17		26	5-7	.714	0-0	.000	2-3	.667	6	6	12	6.1	2	3	1	2	1	12	7.7	
at Nevada	12/30/17	*	28	3-5	.600	0-0	.000	4-6	.667	3	7	10	6.3	5	4	0	1	0	10	7.9	
at Boise State	01/03/18	*	35	6-10	.600	0-1	.000	3-4	.750	0	6	6	6.3	4	0	4	0	1	15	8.3	
SAN JOSE STATE	1/6/18	*	31	3-5	.600	1-2	.500	3-4	.750	1	8	9	6.5	3	4	1	2	5	10	8.4	
WYOMING	1/10/18	*	33	6-11	.545	1-2	.500	4-7	.571	0	10	10	6.7	4	4	4	2	0	17	8.9	
at Fresno State	01/13/18		31	4-7	.571	0-0	.000	0-2	.000	1	7	8	6.7	1	3	2	2	0	8	8.8	
at UNLV	01/17/18		32	3-8	.375	0-1	.000	8-8	1.000	3	6	9	6.9	4	4	1	0	0	14	9.1	
SAN DIEGO STATE	1/20/18	*	34	3-6	.500	0-0	.000	6-9	.667	2	8	10	7.0	4	3	1	1	1	12	9.2	
COLORADO STATE	1/27/18	*	33	6-9	.667	0-1	.000	1-2	.500	1	3	4	6.9	1	2	1	1	2	13	9.4	
at Utah State	01/31/18	*	40	3-6	.500	0-0	.000	0-0	.000	4	5	9	7.0	2	6	0	3	1	6	9.3	
at San Jose State	02/03/18	*	36	4-7	.571	0-0	.000	4-7	.571	4	3	7	7.0	3	1	2	4	1	12	9.4	
BOISE STATE	2/6/18	*	37	3-6	.500	0-0	.000	2-2	1.000	0	7	7	7.0	2	2	1	5	1	8	9.3	
at Air Force	2/10/18	dnp		-	-	-	-	-	-	-	-	-	-	-	-	-	-	-	-	-	
UTAH STATE	2/14/18		27	2-4	.500	0-0	.000	0-0	.000	1	6	7	7.0	3	0	1	2	2	4	9.1	
at Wyoming	02/20/18	*	14	4-5	.800	0-1	.000	1-1	1.000	2	3	5	6.9	5	0	5	1	0	9	9.1	
UNLV	2/25/18		18	2-6	.333	0-0	.000	9-11	.818	0	3	3	6.8	5	0	0	2	0	13	9.3	
at Colorado State	2/28/18	*	23	6-7	.857	0-0	.000	10-10	1.000	0	7	7	6.8	3	1	0	2	0	22	9.7	
FRESNO STATE	3/3/18	*	35	5-7	.714	0-0	.000	1-3	.333	0	9	9	6.8	1	0	4	0	1	11	9.7	
Totals			24	818	97-182	.533	3-23	.130	95-120	.792	44	161	205	6.8	91	64	46	49	22	292	9.7

SEASON HIGHS

Points: 22 at Colorado State (2-28-18)
FG: 6 (4x) Last time at Colorado State (2-28-18)
FGA: 11 vs Wyoming (1-10-18)
3FG: 1 (3x) Last time vs Wyoming (1-10-18)
3FGA: 2 (6x) Last time vs Wyoming (1-10-18)
FT: 12 vs. Prairie View A&M (12-22-17)
FTA: 12 vs. Prairie View A&M (12-22-17)
Rebounds: 12 (2x) Last time vs. Air Force (12-27-17)
Assists: 6 (2x) Last time at Utah State (1-31-18)
Blocks: 5 vs Boise State (2-6-18)
Steals: 5 vs San José State (1-6-18)
Minutes Played: 40 at Utah State (1-31-18)

CAREER HIGHS AT UNM

Points: 22 at Colorado State (2-28-18)
FG: 6 (4x) Last time at Colorado State (2-28-18)
FGA: 11 vs Wyoming (1-10-18)
3FG: 1 (4x) Last time 11 vs Wyoming (1-10-18)
3FGA: 2 (7x) Last time 11 vs Wyoming (1-10-18)
FT: 12 vs. Prairie View A&M (12-22-17)
FTA: 12 vs. Prairie View A&M (12-22-17)
Rebounds: 12 (2x) Last time vs. Air Force (12-27-17)
Assists: 6 (2x) Last time at Utah State (1-31-18)
Blocks: 5 vs Boise State (2-6-18)
Steals: 5 vs San José State (1-6-18)
Minutes Played: 40 at Utah State (1-31-18)

CAREER STATISTICS

			Total		3-Point		F-Throws		Rebounds											Scoring	
Season	gp-gs	min/avg	fg-fga	pct	fg-fga	pct	ft-fa	pct	off	def	tot	avg	pf	fo	ast	to	blk	stl	pts	avg	
2014-15	29-0	360/12.4	24-67	.358	1-10	.100	20-35	.571	20	37	57	2.0	53	1	22	16	15	4	69	2.4	
2015-16	29-0	334/11.5	14-43	.326	0-1	.000	18-29	.621	15	41	56	1.9	55	0	13	16	19	15	46	1.6	
2016-17	26-5	341/13.1	28-53	.528	0-0	.000	31-43	.721	32	44	76	2.9	59	1	15	19	20	9	87	3.3	
2017-18	30-24	818/27.3	97-182	.533	3-23	.130	95-120	.792	44	161	205	6.8	91	4	64	46	49	22	292	9.7	
TOTAL	114-29	1853/16.3	163-345	.472	4-34	.118	164-227	.722	111	283	394	3.5	258	6	114	97	103	50	494	4.3	



Makuach Maluach

6'5" - Freshman - Guard/Forward
Sydney, Australia (Newington College)

10

NOTEWORTHY :

- Scored a career-high 26 points at Air Force on 2-10-18.
- Hit the game-winning 3-pointer to top UNLV 91-90 on 2-25-18.
- Played prep ball at Newington College in Stanmore, NSW, Australia
- Graduated in 2017
- Member of Australian Junior National Team in the FIBA U18 Oceania Championships.

GAME-BY-GAME STATISTICS

Opponent	Date	gs	min	Total		3-Pointers		Free throws		Rebounds				pf	a	t/o	blk	stl	pts	avg
				fg-fga	pct	3fg-fga	pct	ft-fga	pct	off	def	tot	avg							
NORTHERN NEW MEXIC	11/11/17	21	7-7	1.000	0-0	.000	4-5	.800	2	2	4	4.0	0	1	0	1	1	18	18.0	
NEBRASKA-OMAHA	11/14/17	18	4-7	.571	1-2	.500	0-0	.000	0	5	5	4.5	2	1	1	0	0	9	13.5	
at New Mexico State	11/17/17	9	1-1	1.000	1-1	1.000	0-0	.000	0	0	0	3.0	1	0	2	0	0	3	10.0	
TENNESSEE TECH	11/21/17	12	1-3	.333	0-1	.000	2-2	1.000	0	0	0	2.3	1	0	0	0	1	4	8.5	
vs TCU	11/24/17	10	0-1	.000	0-1	.000	0-0	.000	1	0	1	2.0	1	1	2	0	0	0	6.8	
vs Maryland	11/25/17	17	2-4	.500	1-1	1.000	1-1	1.000	3	0	3	2.2	2	0	3	0	0	6	6.7	
EVANSVILLE	11/29/17	17	5-6	.833	0-1	.000	0-1	.000	2	1	3	2.3	3	3	2	1	0	10	7.1	
at UTEP	12/2/17	11	1-1	1.000	1-1	1.000	2-2	1.000	0	0	0	2.0	2	0	2	0	1	5	6.9	
at Colorado	12/6/17	19	3-8	.375	0-0	.000	0-1	.000	3	2	5	2.3	2	2	1	1	1	6	6.8	
NEW MEXICO STATE	12/9/17	* 24	3-6	.500	1-3	.333	0-1	.000	1	2	3	2.4	2	0	2	0	2	7	6.8	
ARIZONA	12/16/17	* 12	2-5	.400	1-4	.250	0-0	.000	1	1	2	2.4	2	2	0	1	0	5	6.6	
RICE	12/19/17	* 9	0-1	.000	0-0	.000	0-0	.000	0	0	0	2.2	0	0	2	0	0	0	6.1	
PRAIRIE VIEW A&M	12/22/17	13	0-1	.000	0-1	.000	4-4	1.000	1	2	3	2.2	0	0	1	1	1	4	5.9	
AIR FORCE	12/27/17	* 18	2-4	.500	1-3	.333	2-2	1.000	1	2	3	2.3	1	1	1	0	1	7	6.0	
at Nevada	12/30/17	10	2-4	.500	1-2	.500	0-0	.000	0	1	1	2.2	1	0	2	0	0	5	5.9	
at Boise State	01/03/18	* 21	3-4	.750	0-0	.000	2-2	1.000	1	3	4	2.3	2	1	1	0	0	8	6.1	
SAN JOSE STATE	1/6/18	23	6-9	.667	2-2	1.000	1-2	.500	3	1	4	2.4	4	1	0	0	1	15	6.6	
WYOMING	1/10/18	* 33	5-9	.556	1-3	.333	6-6	1.000	3	2	5	2.6	4	3	2	0	2	17	7.2	
at Fresno State	01/13/18	* 34	8-15	.533	0-4	.000	5-5	1.000	0	3	3	2.6	5	1	1	0	0	21	7.9	
at UNLV	01/17/18	* 19	7-12	.583	2-3	.667	3-4	.750	2	1	3	2.6	5	1	0	0	0	19	8.5	
SAN DIEGO STATE	1/20/18	27	4-13	.308	1-4	.250	6-7	.857	0	1	1	2.5	2	1	0	1	0	15	8.8	
COLORADO STATE	1/27/18	30	3-5	.600	1-3	.333	2-2	1.000	1	2	3	2.5	2	3	3	0	0	9	8.8	
at Utah State	01/31/18	* 34	6-9	.667	2-3	.667	1-1	1.000	2	4	6	2.7	2	2	3	0	1	15	9.0	
at San Jose State	02/03/18	* 22	1-2	.500	1-1	1.000	0-0	.000	0	0	0	2.6	4	1	3	0	1	3	8.8	
BOISE STATE	2/6/18	* 11	2-5	.400	0-0	.000	1-2	.500	0	0	0	2.5	5	0	1	0	0	5	8.6	
at Air Force	2/10/18	* 38	10-14	.714	6-7	.857	0-0	.000	1	3	4	2.5	4	1	3	0	3	26	9.3	
UTAH STATE	2/14/18	* 21	7-12	.583	1-3	.333	1-2	.500	3	0	3	2.6	3	0	1	1	1	16	9.6	
at Wyoming	02/20/18	* 25	3-7	.429	2-3	.667	12-15	.800	1	1	2	2.5	3	2	0	0	1	20	9.9	
UNLV	2/25/18	* 20	5-7	.714	2-2	1.000	1-2	.500	1	2	3	2.6	4	2	0	0	0	13	10.0	
at Colorado State	2/28/18	20	4-5	.800	0-0	.000	4-6	.667	0	3	3	2.6	2	1	1	0	1	12	10.1	
FRESNO STATE	3/3/18	16	1-6	.167	0-1	.000	1-1	1.000	2	0	2	2.5	3	0	1	0	0	3	9.9	
Totals		15	614	108-193	.560	29-60	.483	61-76	.803	35	44	79	2.5	74	31	41	7	19	306	9.9

SEASON HIGHS

Points: 26 at Air Force (2-10-18)
FG: 10 at Air Force (2-10-18)
FGA: 15 at Fresno State (1-13-18)
3FG: 6 at Air Force (2-10-18)
3FGA: 7 at Air Force (2-10-18)
FT: 12 at Wyoming (2-20-18)
FTA: 15 at Wyoming (2-20-18)
Rebounds: 6 at Utah State (1-31-18)
Assists: 3 (3x) Last time vs. Colorado State (1-27-18)
Blocks: 1 (7x) Last time vs Utah State (2-14-18)
Steals: 3 at Air Force (2-10-18)
Minutes Played: 38 at Air Force (2-10-18)

CAREER HIGHS AT UNM

Points: 26 at Air Force (2-10-18)
FG: 10 at Air Force (2-10-18)
FGA: 15 at Fresno State (1-13-18)
3FG: 6 at Air Force (2-10-18)
3FGA: 7 at Air Force (2-10-18)
FT: 12 at Wyoming (2-20-18)
FTA: 15 at Wyoming (2-20-18)
Rebounds: 6 at Utah State (1-31-18)
Assists: 3 (3x) Last time vs. Colorado State (1-27-18)
Blocks: 1 (7x) Last time vs Utah State (2-14-18)
Steals: 3 at Air Force (2-10-18)
Minutes Played: 38 at Air Force (2-10-18)

CAREER STATISTICS

			Total		3-Point		F-Throws		Rebounds											Scoring	
Season	gp-gs	min/avg	fg-fga	pct	fg-fga	pct	ft-fga	pct	off	def	tot	avg	pf	fo	ast	to	blk	stl	pts	avg	
2017-18	31-15	614/19.8	108-193	.560	29-60	.483	61-76	.803	35	44	79	2.5	74	3	31	41	7	19	306	9.9	
TOTAL	31-15	614/19.8	108-193	.560	29-60	.483	61-76	.803	35	44	79	2.5	74	3	31	41	7	19	306	9.9	



Jachai Simmons

6'7" - Junior - Guard/Forward
Plainfield, N.J. (Midland College)

11

NOTEWORTHY :

- Averaged 14.4 ppg and 6.6 rpg at Midland Junior College as a freshman, earning him All-Conference honors
- Named All-Conference Honorable Mention in 2016-17 averaging 11.7 ppg, 3.5 rpg while shooting 41.2 percent from the floor.
- Received his associates degree in May
- Has a twin sister, Janela, also lettered in football in high school

GAME-BY-GAME STATISTICS

Opponent	Date	gs	min	Total		3-Pointers		Free throws		Rebounds				pf	a	t/o	blk	stl	pts	avg
				fg-fga	pct	3fg-fga	pct	ft-fga	pct	off	def	tot	avg							
NORTHERN NEW MEXIC	11/11/17	18	3-7	.429	0-3	.000	0-0	.000	1	2	3	3.0	0	4	4	2	3	6	6.0	
NEBRASKA-OMAHA	11/14/17	12	1-4	.250	0-1	.000	0-0	.000	2	2	4	3.5	0	0	1	1	0	2	4.0	
at New Mexico State	11/17/17	15	1-1	1.000	0-0	.000	0-0	.000	0	0	0	2.3	1	0	0	0	0	2	3.3	
TENNESSEE TECH	11/21/17	8	2-3	.667	1-2	.500	0-0	.000	0	0	0	1.8	4	0	1	0	0	5	3.3	
vs TCU	11/24/17	14	0-0	.000	0-0	.000	0-0	.000	1	0	1	1.6	1	0	1	0	2	0	3.0	
vs Maryland	11/25/17	16	3-6	.500	1-2	.500	0-0	.000	1	3	4	2.0	2	0	1	1	2	7	3.7	
EVANSVILLE	11/29/17	12	1-5	.200	1-3	.333	0-0	.000	0	0	0	1.7	0	2	0	0	0	3	3.6	
at UTEP	12/2/17	*	7	0-3	.000	0-2	.000	0-0	.000	0	1	1	1.6	1	1	0	0	0	3.1	
at Colorado	12/6/17	12	3-7	.429	1-3	.333	0-0	.000	2	1	3	1.8	1	0	0	0	1	7	3.6	
NEW MEXICO STATE	12/9/17	*	25	2-6	.333	1-4	.250	0-1	.000	0	2	2	1.8	1	1	0	0	1	5	3.7
ARIZONA	12/16/17	*	10	0-0	.000	0-0	.000	0-0	.000	0	0	0	1.6	2	1	0	0	0	0	3.4
RICE	12/19/17	13	1-4	.250	0-1	.000	0-0	.000	0	1	1	1.6	0	0	2	0	0	2	3.3	
PRAIRIE VIEW A&M	12/22/17	*	21	2-5	.400	1-3	.333	1-2	.500	0	0	0	1.5	2	4	0	1	1	6	3.5
AIR FORCE	12/27/17	19	6-7	.857	3-4	.750	0-0	.000	0	2	2	1.5	2	0	0	0	1	3	15	4.3
at Nevada	12/30/17	*	20	1-4	.250	1-4	.250	2-2	1.000	0	3	3	1.6	1	0	0	1	1	5	4.3
at Boise State	01/03/18	*	11	0-2	.000	0-1	.000	0-0	.000	0	1	1	1.6	0	0	0	0	0	0	4.1
SAN JOSE STATE	1/6/18	19	3-5	.600	2-3	.667	0-0	.000	3	1	4	1.7	1	1	0	0	1	8	4.3	
WYOMING	1/10/18	*	14	0-2	.000	0-1	.000	0-0	.000	0	2	2	1.7	1	0	2	0	0	0	4.1
at Fresno State	01/13/18	14	0-1	.000	0-1	.000	0-0	.000	0	2	2	1.7	2	2	1	0	0	0	0	3.8
at UNLV	01/17/18	*	14	0-0	.000	0-0	.000	0-0	.000	0	2	2	1.8	2	0	0	0	2	0	3.7
SAN DIEGO STATE	1/20/18	*	17	0-2	.000	0-0	.000	0-1	.000	4	1	5	1.9	2	0	0	0	1	0	3.5
COLORADO STATE	1/27/18	9	3-4	.750	2-3	.667	0-0	.000	0	0	0	1.8	1	1	0	0	0	8	3.7	
at Utah State	01/31/18	dnp	-	-	-	-	-	-	-	-	-	-	-	-	-	-	-	-	-	-
at San Jose State	02/03/18	dnp	-	-	-	-	-	-	-	-	-	-	-	-	-	-	-	-	-	-
BOISE STATE	2/6/18	dnp	-	-	-	-	-	-	-	-	-	-	-	-	-	-	-	-	-	-
at Air Force	2/10/18	8	1-1	1.000	0-0	.000	0-0	.000	0	0	0	1.7	1	0	1	0	0	2	3.6	
UTAH STATE	2/14/18	*	8	0-0	.000	0-0	.000	1-2	.500	0	0	0	1.7	1	0	0	0	0	1	3.5
at Wyoming	02/20/18	5	0-2	.000	0-2	.000	0-0	.000	0	1	1	1.6	0	1	0	0	0	0	0	3.4
UNLV	02/25/18	dnp	-	-	-	-	-	-	-	-	-	-	-	-	-	-	-	-	-	-
at Colorado State	02/28/18	dnp	-	-	-	-	-	-	-	-	-	-	-	-	-	-	-	-	-	-
FRESNO STATE	03/03/18	dnp	-	-	-	-	-	-	-	-	-	-	-	-	-	-	-	-	-	-
Totals		10	341	33-81	.407	14-43	.326	4-8	.500	14	27	41	1.6	29	18	14	7	18	84	3.4

SEASON HIGHS

Points: 15 vs. Air Force (12-27-17)
FG: 6 vs. Air Force (12-27-17)
FGA: 7 (3x) Last time vs. Air Force (12-27-17)
3FG: 3 vs. Air Force (12-27-17)
3FGA: 4 (3x) Last time at Nevada (12-30-17)
FT: 2 at Nevada (12-30-17)
FTA: 2 (3x) Last time vs Utah State (2-14-18)
Rebounds: 5 vs San Diego State (1-20-18)
Assists: 4 (2x) vs. Prairie View A&M (12-22-17)
Blocks: 2 vs. Northern N.M. (11-11-17)
Steals: 3 (2x) Last time vs. Air Force (12-27-17)
Minutes Played: 25 vs. New Mexico State (12-9-17)

CAREER HIGHS AT UNM

Points: 15 vs. Air Force (12-27-17)
FG: 6 vs. Air Force (12-27-17)
FGA: 7 (3x) Last time vs. Air Force (12-27-17)
3FG: 3 vs. Air Force (12-27-17)
3FGA: 4 (3x) Last time at Nevada (12-30-17)
FT: 2 at Nevada (12-30-17)
FTA: 2 (3x) Last time vs Utah State (2-14-18)
Rebounds: 5 vs San Diego State (1-20-18)
Assists: 4 (2x) vs. Prairie View A&M (12-22-17)
Blocks: 2 vs. Northern N.M. (11-11-17)
Steals: 3 (2x) Last time vs. Air Force (12-27-17)
Minutes Played: 25 vs. New Mexico State (12-9-17)

CAREER STATISTICS

			Total		3-Point		F-Throws		Rebounds											Scoring	
Season	gp-gs	min/avg	fg-fga	pct	fg-fga	pct	ft-fa	pct	off	def	tot	avg	pf	fo	ast	to	blk	stl	pts	avg	
2017-18	25-10	341/13.6	33-81	.407	14-43	.326	4-8	.500	14	27	41	1.6	29	0	18	14	7	18	84	3.4	
TOTAL	25-10	341/13.6	33-81	.407	14-43	.326	4-8	.500	14	27	41	1.6	29	0	18	14	7	18	84	3.4	



JaQuan Lyle
 6'5" - Junior - Guard
 Evansville, Ind. (Ohio State)

13

NOTEWORTHY :

- Played in 35 games with 31 starts at guard at Ohio State
- Averaged 11.2 points in his freshman season, fourth leading scorer on team
- Led the Buckeyes in assists (147) for the 2015-16 season and again in 2016-17 (142).
- In 2016-17, third leading scorer with 11.4 ppg, shot 45.8% from the field and 40.7% from three as a sophomore.

GAME-BY-GAME STATISTICS

Will not play in 2017-18 due to NCAA transfer rules.

SEASON HIGHS

Points: N/A
 FG: N/A
 FGA: N/A
 3FG: N/A
 3FGA: N/A
 FT: N/A
 FTA: N/A
 Rebounds: N/A
 Assists: N/A
 Blocks: N/A
 Steals: N/A
 Minutes Played: N/A

CAREER HIGHS AT UNM

Points: N/A
 FG: N/A
 FGA: N/A
 3FG: N/A
 3FGA: N/A
 FT: N/A
 FTA: N/A
 Rebounds: N/A
 Assists: N/A
 Blocks: N/A
 Steals: N/A
 Minutes Played: N/A

CAREER STATISTICS



Dane Kuiper

6'7" - Junior - Guard/Forward
Wasilla, Alaska (Corona del Sol HS (Ariz.))

14

NOTEWORTHY:

- Set career-highs of 24 points, seven field goals and six 3-pointers in 12-16-17 against #23 Arizona.
- Academic All-MW selection
- Rated as the top player in Arizona for the 2015 recruiting class
- Helped guide Tempe Corona del Sol to a pair of state championships
- One of five NCAA Division I players from the 2014-15 Corona del Sol Aztecs

GAME-BY-GAME STATISTICS

				Total		3-Pointers		Free throws		Rebounds											
Opponent	Date	gs	min	fg-fga	pct	3fg-fga	pct	ft-fa	pct	off	def	tot	avg	pf	a	t/o	blk	stl	pts	avg	
NORTHERN NEW MEXIC	11/11/17	*	19	5-9	.556	3-5	.600	4-4	1.000	2	2	4	4.0	3	4	0	0	2	17	17.0	
NEBRASKA-OMAHA	11/14/17	*	19	0-3	.000	0-3	.000	0-0	.000	0	1	1	2.5	1	2	0	0	0	0	8.5	
at New Mexico State	11/17/17	*	21	1-6	.167	0-4	.000	1-2	.500	0	4	4	3.0	2	1	2	0	1	3	6.7	
TENNESSEE TECH	11/21/17	*	25	2-9	.222	2-8	.250	0-0	.000	0	2	2	2.8	3	5	2	0	2	6	6.5	
vs TCU	11/24/17	*	16	0-1	.000	0-1	.000	2-2	1.000	0	2	2	2.6	3	0	0	0	1	2	5.6	
vs Maryland	11/25/17	*	20	1-7	.143	0-3	.000	0-0	.000	4	4	8	3.5	0	2	0	0	1	2	5.0	
EVANSVILLE	11/29/17	*	23	2-6	.333	2-4	.500	0-0	.000	1	3	4	3.6	1	0	1	0	2	6	5.1	
at UTEP	12/2/17	*	19	2-6	.333	2-5	.400	0-0	.000	1	3	4	3.6	3	0	0	0	0	6	5.3	
at Colorado	12/6/17		13	2-3	.667	2-2	1.000	0-0	.000	1	2	3	3.6	5	1	0	1	1	6	5.3	
NEW MEXICO STATE	12/9/17		17	0-2	.000	0-1	.000	0-0	.000	0	4	4	3.6	3	3	3	1	1	0	4.8	
ARIZONA	12/16/17	*	24	7-10	.700	6-8	.750	4-4	1.000	0	2	2	3.5	3	0	0	0	0	24	6.5	
RICE	12/19/17	*	24	2-8	.250	1-6	.167	5-7	.714	1	4	5	3.6	3	6	0	0	0	10	6.8	
PRAIRIE VIEW A&M	12/22/17		19	5-7	.714	3-4	.750	1-1	1.000	0	4	4	3.6	3	0	2	0	1	14	7.4	
AIR FORCE	12/27/17	*	25	4-7	.571	3-5	.600	2-2	1.000	0	4	4	3.6	3	2	0	0	3	13	7.8	
at Nevada	12/30/17	*	14	1-2	.500	0-0	.000	0-0	.000	1	2	3	3.6	4	0	1	0	0	2	7.4	
at Boise State	01/03/18	*	23	2-7	.286	1-5	.200	2-3	.667	0	1	1	3.4	1	2	2	0	2	7	7.4	
SAN JOSE STATE	1/6/18	*	28	1-9	.111	1-8	.125	1-2	.500	0	1	1	3.3	3	3	0	0	2	4	7.2	
WYOMING	1/10/18	*	29	0-1	.000	0-1	.000	0-0	.000	0	6	6	3.4	0	1	1	1	1	0	6.8	
at Fresno State	01/13/18	*	27	2-6	.333	2-6	.333	0-0	.000	0	3	3	3.4	3	3	1	0	0	6	6.7	
at UNLV	01/17/18		26	4-8	.500	2-4	.500	0-0	.000	3	2	5	3.5	4	1	1	1	1	10	6.9	
SAN DIEGO STATE	1/20/18		25	0-7	.000	0-5	.000	0-0	.000	0	3	3	3.5	0	0	1	0	0	0	6.6	
COLORADO STATE	1/27/18	*	25	0-3	.000	0-3	.000	2-2	1.000	0	1	1	3.4	1	4	0	2	0	2	6.4	
at Utah State	01/31/18	*	27	1-6	.167	0-3	.000	3-4	.750	0	2	2	3.3	2	1	1	0	1	5	6.3	
at San Jose State	02/03/18	*	15	1-7	.143	0-6	.000	0-0	.000	0	3	3	3.3	1	1	0	0	2	2	6.1	
BOISE STATE	2/6/18	*	23	4-6	.667	2-4	.500	1-2	.500	0	5	5	3.4	0	1	1	0	2	11	6.3	
at Air Force	2/10/18	*	26	0-4	.000	0-3	.000	4-4	1.000	0	2	2	3.3	2	0	2	1	0	4	6.2	
UTAH STATE	2/14/18		22	3-5	.600	1-2	.500	0-0	.000	0	1	1	3.2	2	2	0	0	1	7	6.3	
at Wyoming	02/20/18	*	27	3-4	.750	3-4	.750	2-2	1.000	0	5	5	3.3	2	2	0	0	0	11	6.4	
UNLV	2/25/18	*	22	3-4	.750	2-2	1.000	2-2	1.000	0	2	2	3.2	3	0	1	0	0	10	6.6	
at Colorado State	2/28/18	*	21	3-8	.375	0-5	.000	2-2	1.000	1	2	3	3.2	3	1	1	0	2	8	6.6	
FRESNO STATE	3/3/18	*	22	3-4	.750	0-1	.000	1-1	1.000	0	2	2	3.2	1	1	0	0	1	7	6.6	
Totals			25	686	64-175	.366	38-121	.314	39-46	.848	15	84	99	3.2	68	49	23	7	31	205	6.6

SEASON HIGHS

Points: 24 vs. Arizona (12-16-17)
FG: 7 vs. Arizona (12-16-17)
FGA: 10 vs. Arizona (12-16-17)
3FG: 6 vs. Arizona (12-16-17)
3FGA: 8 (3x) Last time vs San José State (1-8-18)
FT: 5 vs. Rice (12-19-17)
FTA: 7 vs. Rice (12-19-17)
Rebounds: 8 vs. Maryland (11-25-17)
Assists: 6 vs. Rice (12-19-17)
Blocks: 2 vs. Colorado State (1-27-18)
Steals: 3 vs. Air Force (12-27-17)
Minutes Played: 29 vs Wyoming (1-10-18)

CAREER HIGHS AT UNM

Points: 24 vs. Arizona (12-16-17)
FG: 7 vs. Arizona (12-16-17)
FGA: 10 (2x) Last time vs. Arizona (12-16-17)
3FG: 6 vs. Arizona (12-16-17)
3FGA: 8 (3x) Last time vs San José State (1-8-18)
FT: 5 vs. Rice (12-19-17)
FTA: 7 vs. Rice (12-19-17)
Rebounds: 8 (2x) vs. Maryland (11-25-17)
Assists: 6 vs. Rice (12-19-17)
Blocks: 2 (3x) Last time vs. Colorado State (1-27-18)
Steals: 3 vs. Air Force (12-27-17)
Minutes Played: 37 vs. UNLV (1-10-17)

CAREER STATISTICS

			Total		3-Point		F-Throws		Rebounds											Scoring	
Season	gp-gs	min/avg	fg-fga	pct	fg-fga	pct	ft-fa	pct	off	def	tot	avg	pf	fo	ast	to	blk	stl	pts	avg	
2015-16	25-0	207/8.3	12-37	.324	6-18	.333	7-9	.778	3	23	26	1.0	22	1	20	9	8	6	37	1.5	
2016-17	26-13	560/21.5	57-131	.435	23-61	.377	18-23	.783	15	55	70	2.7	69	4	35	22	7	20	155	6.0	
2017-18	31-25	686/22.1	64-175	.366	38-121	.314	39-46	.848	15	84	99	3.2	68	1	49	23	7	31	205	6.6	
TOTAL	82-38	1453/17.7	133-343	.388	67-200	.335	64-78	.821	33	162	195	2.4	159	6	104	54	22	57	397	4.8	



Vladimir Pinchuk
6'10" - Freshman - Forward/Center
Schwelm, Germany (Maerkischies Gym. Schwelm)

15

NOTEWORTHY :

- Graduated from Maerkischies Gym. Schwelm in 2017
- Played club for EU Baskets Schwelm Juniors and Phoenix Hagen Youngstars
- Father played professionally in Europe and has a World-Championship silver medal with the UdSSR
- Speaks four different languages: German, English, Russian and French

GAME-BY-GAME STATISTICS

Opponent	Date	gs	min	Total		3-Pointers		Free throws		Rebounds				pf	a	t/o	blk	stl	pts	avg
				fg-fga	pct	3fg-fga	pct	ft-fa	pct	off	def	tot	avg							
NORTHERN NEW MEXIC	11/11/17	23	6-6	1.000	0-0	.000	0-0	.000	1	6	7	7.0	3	0	1	0	1	12	12.0	
NEBRASKA-OMAHA	11/14/17	13	1-3	.333	0-0	.000	0-1	.000	3	2	5	6.0	4	1	2	0	0	2	7.0	
at New Mexico State	11/17/17	16	4-5	.800	0-0	.000	1-2	.500	1	1	2	4.7	1	0	1	0	0	9	7.7	
TENNESSEE TECH	11/21/17	11	0-0	.000	0-0	.000	2-2	1.000	2	2	4	4.5	5	0	0	1	0	2	6.3	
vs TCU	11/24/17	16	0-1	.000	0-0	.000	3-4	.750	1	0	1	3.8	0	0	1	0	0	3	5.6	
vs Maryland	11/25/17	24	2-4	.500	0-0	.000	0-0	.000	1	2	3	3.7	1	0	1	0	0	4	5.3	
EVANSVILLE	11/29/17	18	2-4	.500	0-0	.000	0-0	.000	0	3	3	3.6	3	0	0	1	1	4	5.1	
at UTEP	12/2/17	25	2-3	.667	0-0	.000	1-6	.167	1	6	7	4.0	3	0	0	0	0	5	5.1	
at Colorado	12/6/17	14	1-2	.500	0-0	.000	0-0	.000	0	0	0	3.6	1	0	0	0	0	2	4.8	
NEW MEXICO STATE	12/9/17	18	2-3	.667	0-0	.000	2-3	.667	1	4	5	3.7	3	0	1	0	0	6	4.9	
ARIZONA	12/16/17	11	0-2	.000	0-0	.000	0-0	.000	1	0	1	3.5	1	0	0	1	0	0	4.5	
RICE	12/19/17	* 16	1-1	1.000	0-0	.000	2-2	1.000	0	1	1	3.3	1	0	1	1	0	4	4.4	
PRAIRIE VIEW A&M	12/22/17	* 15	1-1	1.000	0-0	.000	0-1	.000	1	1	2	3.2	2	1	0	0	0	2	4.2	
AIR FORCE	12/27/17	* 14	0-0	.000	0-0	.000	0-0	.000	0	1	1	3.0	4	0	1	1	0	0	3.9	
at Nevada	12/30/17	* 12	0-0	.000	0-0	.000	0-0	.000	0	1	1	2.9	1	0	0	0	0	0	3.7	
at Boise State	01/03/18	6	0-0	.000	0-0	.000	1-2	.500	1	1	2	2.8	1	0	1	0	0	1	3.5	
SAN JOSE STATE	1/6/18	* 21	2-4	.500	0-0	.000	2-5	.400	2	3	5	2.9	2	1	0	0	0	6	3.6	
WYOMING	1/10/18	14	0-1	.000	0-0	.000	0-1	.000	1	1	2	2.9	2	0	0	2	0	0	3.4	
at Fresno State	01/13/18	* 11	1-2	.500	0-0	.000	2-2	1.000	1	1	2	2.8	1	0	0	0	0	4	3.5	
at UNLV	01/17/18	* 25	5-5	1.000	0-0	.000	0-1	.000	0	3	3	2.9	1	0	0	0	0	10	3.8	
SAN DIEGO STATE	1/20/18	* 17	0-0	.000	0-0	.000	1-2	.500	1	1	2	2.8	0	0	2	1	0	1	3.7	
COLORADO STATE	1/27/18	* 17	3-5	.600	0-0	.000	1-2	.500	1	0	1	2.7	2	0	1	1	0	7	3.8	
at Utah State	01/31/18	dnp	-	-	-	-	-	-	-	-	-	-	-	-	-	-	-	-	-	
at San Jose State	02/03/18	dnp	-	-	-	-	-	-	-	-	-	-	-	-	-	-	-	-	-	
BOISE STATE	2/6/18	dnp	-	-	-	-	-	-	-	-	-	-	-	-	-	-	-	-	-	
at Air Force	2/10/18	7	0-0	.000	0-0	.000	0-0	.000	1	0	1	2.7	4	0	0	0	0	0	3.7	
UTAH STATE	2/14/18	* 10	0-0	.000	0-0	.000	0-0	.000	0	1	1	2.6	0	1	0	0	0	0	3.5	
at Wyoming	02/20/18	11	0-1	.000	0-0	.000	1-4	.250	1	2	3	2.6	4	1	0	0	0	1	3.4	
UNLV	2/25/18	17	0-2	.000	0-0	.000	1-2	.500	1	1	2	2.6	3	0	1	1	0	1	3.3	
at Colorado State	2/28/18	* 12	2-2	1.000	0-0	.000	0-2	.000	2	1	3	2.6	0	1	2	1	0	4	3.3	
FRESNO STATE	3/3/18	5	0-1	.000	0-0	.000	2-2	1.000	1	0	1	2.5	1	0	0	1	0	2	3.3	
Totals		11	419	35-58	.603	0-0	.000	22-46	.478	26	45	71	2.5	54	6	16	12	2	92	3.3

SEASON HIGHS

Points: 12 vs. Northern N.M. (11-11-17)
FG: 6 vs. Northern N.M. (11-11-17)
FGA: 6 vs. Northern N.M. (11-11-17)
3FG: N/A
3FGA: N/A
FT: 3 vs. TCU (11-24-17)
FTA: 6 at UTEP (12-2-17)
Rebounds: 7 (2x) Last time at UTEP (12-2-17)
Assists: 1 (6x) Last time at Colorado State (2-28-18)
Blocks: 2 vs Wyoming (1-10-18)
Steals: 1 (2x) Last time vs. Evansville (11-29-17)
Minutes Played: 25 (3x) Last time at UNLV (1-17-18)

CAREER HIGHS AT UNM

Points: 12 vs. Northern N.M. (11-11-17)
FG: 6 vs. Northern N.M. (11-11-17)
FGA: 6 vs. Northern N.M. (11-11-17)
3FG: N/A
3FGA: N/A
FT: 3 vs. TCU (11-24-17)
FTA: 6 at UTEP (12-2-17)
Rebounds: 7 (2x) Last time at UTEP (12-2-17)
Assists: 1 (6x) Last time at Colorado State (2-28-18)
Blocks: 2 vs Wyoming (1-10-18)
Steals: 1 (2x) Last time vs. Evansville (11-29-17)
Minutes Played: 25 (3x) Last time at UNLV (1-17-18)

CAREER STATISTICS

			Total		3-Point		F-Throws		Rebounds											Scoring	
Season	gp-gs	min/avg	fg-fga	pct	fg-fga	pct	ft-fa	pct	off	def	tot	avg	pf	fo	ast	to	blk	stl	pts	avg	
2017-18	28-11	419/15.0	35-58	.603	0-0	.000	22-46	.478	26	45	71	2.5	54	1	6	16	12	2	92	3.3	
TOTAL	28-11	419/15.0	35-58	.603	0-0	.000	22-46	.478	26	45	71	2.5	54	1	6	16	12	2	92	3.3	



Vance Jackson
 6'9" - Sophomore - Forward
 Los Angeles, Calif. (UConn)

22

NOTEWORTHY :

- Averaged 8.1 points per game as a freshman at UCONN in 2016-17.
- Made 21 starts in 32 appearances.
- Shot 40.9 percent from the field, 39.7 from three and 67.6 from the FT line.
- Reached double figures in 13 games, led the team twice in scoring.
- Led Huskies in steals five times, blocks once and assists three times.
- Netted 12 points in win vs Houston in AAC quarterfinals, ACC Rookie of the Week.

GAME-BY-GAME STATISTICS

Will not play in 2017-18 due to NCAA transfer rules.

SEASON HIGHS

Points: N/A
 FG: N/A
 FGA: N/A
 3FG: N/A
 3FGA: N/A
 FT: N/A
 FTA: N/A
 Rebounds: N/A
 Assists: N/A
 Blocks: N/A
 Steals: N/A
 Minutes Played: N/A

CAREER HIGHS AT UNM

Points: N/A
 FG: N/A
 FGA: N/A
 3FG: N/A
 3FGA: N/A
 FT: N/A
 FTA: N/A
 Rebounds: N/A
 Assists: N/A
 Blocks: N/A
 Steals: N/A
 Minutes Played: N/A

CAREER STATISTICS

31

- National Junior College Scoring Champion in 2016-17, shot 40.6% from the floor
- Averaged 26.3 points per game over 26 games, shot 40.9% from 3-pt range
- First Team All-Suncoast Conference and earned a spot on the FCSAA/NJCAA Region VIII All-State Team
- Played in the 2017 NJCAA Men's Basketball Coaches Association All-Star Game on 4/29/17 in Las Vegas

				Total		3-Pointers		Free throws		Rebounds											
Opponent	Date	gs	min	fg-fga	pct	3fg-fga	pct	ft-fia	pct	off	def	tot	avg	pf	a	t/o	blk	stl	pts	avg	
NORTHERN NEW MEXIC	11/11/17		20	7-10	.700	3-6	.500	2-2	1.000	3	4	7	7.0	2	3	3	0	5	19	19.0	
NEBRASKA-OMAHA	11/14/17		22	8-16	.500	6-11	.545	2-2	1.000	3	2	5	6.0	1	4	2	0	4	24	21.5	
at New Mexico State	11/17/17		17	0-4	.000	0-1	.000	0-0	.000	1	1	2	4.7	4	0	1	1	1	0	14.3	
TENNESSEE TECH	11/21/17		12	1-5	.200	1-4	.250	0-0	.000	0	1	1	3.8	2	2	1	0	1	3	11.8	
vs TCU	11/24/17	*	22	2-9	.222	1-5	.200	0-0	.000	1	0	1	3.2	2	1	0	0	3	5	10.2	
vs Maryland	11/25/17	*	22	1-7	.143	1-5	.200	2-2	1.000	1	0	1	2.8	5	2	0	1	1	5	9.3	
EVANSVILLE	11/29/17	*	21	4-8	.500	4-7	.571	2-2	1.000	0	0	0	2.4	1	0	0	0	3	14	10.0	
at UTEP	12/2/17		23	1-9	.111	1-5	.200	3-5	.600	4	4	8	3.1	2	1	4	0	0	6	9.5	
at Colorado	12/6/17	*	23	1-14	.071	1-9	.111	0-2	.000	0	1	1	2.9	1	2	0	0	3	3	8.8	
NEW MEXICO STATE	12/9/17	*	24	4-10	.400	1-3	.333	4-4	1.000	5	2	7	3.3	4	0	1	0	0	13	9.2	
ARIZONA	12/16/17		24	4-10	.400	0-5	.000	4-4	1.000	1	0	1	3.1	3	1	1	0	2	12	9.5	
RICE	12/19/17		28	5-11	.455	4-10	.400	1-2	.500	0	3	3	3.1	0	3	1	0	4	15	9.9	
PRAIRIE VIEW A&M	12/22/17	*	28	3-10	.300	2-6	.333	0-0	.000	3	1	4	3.2	1	2	1	1	2	8	9.8	
AIR FORCE	12/27/17	*	18	1-9	.111	0-5	.000	0-0	.000	0	1	1	3.0	2	2	0	0	0	2	8.2	
at Nevada	12/30/17		19	2-10	.200	0-6	.000	0-0	.000	1	0	1	2.9	2	0	2	0	1	4	9.9	
at Boise State	01/03/18		15	2-7	.286	1-5	.200	0-0	.000	0	0	0	2.7	4	1	1	0	2	5	8.6	
SAN JOSE STATE	1/6/18		dnp	-	-	-	-	-	-	-	-	-	-	-	-	-	-	-	-	-	
WYOMING	1/10/18		dnp	-	-	-	-	-	-	-	-	-	-	-	-	-	-	-	-	-	
at Fresno State	01/13/18		dnp	-	-	-	-	-	-	-	-	-	-	-	-	-	-	-	-	-	
at UNLV	01/17/18		dnp	-	-	-	-	-	-	-	-	-	-	-	-	-	-	-	-	-	
SAN DIEGO STATE	1/20/18		dnp	-	-	-	-	-	-	-	-	-	-	-	-	-	-	-	-	-	
COLORADO STATE	1/27/18		17	4-6	.667	3-5	.600	2-2	1.000	1	0	1	2.6	0	1	1	0	4	13	8.9	
at Utah State	01/31/18		25	3-11	.273	2-6	.333	0-0	.000	1	2	3	2.6	3	1	2	0	1	8	8.8	
at San Jose State	02/03/18		26	2-5	.400	2-4	.500	0-0	.000	1	0	1	2.5	2	1	2	0	1	6	8.7	
BOISE STATE	2/6/18		27	2-3	.667	1-2	.500	1-2	.500	1	4	5	2.7	2	1	1	1	2	6	8.6	
at Air Force	2/10/18	*	31	4-8	.500	3-4	.750	0-0	.000	0	4	4	2.7	3	3	1	0	0	11	8.7	
UTAH STATE	2/14/18</																				

Points: 24 (2x) Last time at Wyoming (2-20-18)
FG: 8 (2x) at Wyoming (2-20-18)
FGA: 16 vs. Omaha (11-14-17)
3FG: 6 vs. Omaha (11-14-17)
3FGA: 11 vs. Omaha (11-14-17)
FT: 8 vs Fresno State (3-3-18)
FTA: 8 vs Fresno State (3-3-18)
Rebounds: 8 at UTEP (12-2-17)
Assists: 5 vs Utah State (2-14-18)
Blocks: 1 (4x) Last time vs Boise State (2-6-18)
Steals: 5 vs. Northern N.M. (11-11-17)
Minutes Played: 31 (2x) vs Fresno State (3-3-18)

			Total		3-Point		F-Throws		Rebounds										Scoring	
Season	gp-gs	min/avg	fg-fga	pct	fg-fga	pct	ft-fta	pct	off	def	tot	avg	pf	fo	ast	to	blk	stl	pts	avg
2017-18	26-10	587/22.6	81-219	.370	46-135	.341	35-44	.795	32	48	80	3.1	60	3	41	30	4	45	243	9.3
TOTAL	26-10	587/22.6	81-219	.370	46-135	.341	35-44	.795	32	48	80	3.1	60	3	41	30	4	45	243	9.3



Anthony Mathis

6'3" - Junior - Guard
West Linn, Ore. (West Linn HS)

32

NOTEWORTHY :

- Scored a career-high 25 points on 1-31-18 at Utah State with a career-best six 3-pointers
- Part of back-to-back-to-back 6A Oregon state championships
- 6A Second Team All-State as a senior
- First Team All-State selection as a junior

GAME-BY-GAME STATISTICS

Opponent	Date	gs	min	Total		3-Pointers		Free throws		Rebounds				pf	a	t/o	blk	stl	pts	avg
				fg-fga	pct	3fg-fga	pct	ft-fa	pct	off	def	tot	avg							
NORTHERN NEW MEXIC	11/11/17	19	5-9	.556	5-9	.556	1-2	.500	0	2	2	2.0	3	5	2	0	4	16	16.0	
NEBRASKA-OMAHA	11/14/17	16	3-9	.333	3-7	.429	0-0	.000	0	2	2	2.0	3	1	0	0	0	9	12.5	
at New Mexico State	11/17/17	19	4-5	.800	3-4	.750	3-4	.750	0	1	1	1.7	3	1	2	0	0	14	13.0	
TENNESSEE TECH	11/21/17	23	4-7	.571	3-6	.500	0-0	.000	1	2	3	2.0	5	2	0	1	1	11	12.5	
vs TCU	11/24/17	14	0-3	.000	0-3	.000	0-0	.000	0	1	1	1.8	1	0	0	0	0	0	10.0	
vs Maryland	11/25/17	17	4-6	.667	4-5	.800	0-0	.000	0	0	0	1.5	5	1	0	0	0	12	10.3	
EVANSVILLE	11/29/17	18	4-6	.667	2-4	.500	0-0	.000	0	0	0	1.3	3	0	0	0	0	10	10.3	
at UTEP	12/2/17	16	3-9	.333	3-8	.375	4-4	1.000	0	1	1	1.3	1	1	0	0	0	13	10.6	
at Colorado	12/6/17	21	5-9	.556	3-6	.500	2-3	.667	1	1	2	1.3	0	0	2	0	1	15	11.1	
NEW MEXICO STATE	12/9/17	19	1-5	.200	1-4	.250	3-3	1.000	0	2	2	1.4	1	1	0	0	0	6	10.6	
ARIZONA	12/16/17	16	2-4	.500	2-4	.500	0-0	.000	0	0	0	1.3	2	0	0	0	0	6	10.2	
RICE	12/19/17 *	11	0-3	.000	0-3	.000	0-0	.000	0	1	1	1.3	2	0	2	0	0	0	9.3	
PRAIRIE VIEW A&M	12/22/17	10	1-3	.333	0-2	.000	1-2	.500	1	2	3	1.4	2	1	0	0	0	3	8.8	
AIR FORCE	12/27/17	11	3-5	.600	3-5	.600	2-3	.667	0	1	1	1.4	2	0	0	0	0	11	9.0	
at Nevada	12/30/17	19	5-11	.455	5-8	.625	2-2	1.000	1	4	5	1.6	0	1	0	0	0	17	9.5	
at Boise State	01/03/18	20	5-11	.455	3-7	.429	0-0	.000	0	0	0	1.5	1	1	0	0	1	13	9.8	
SAN JOSE STATE	1/6/18 *	23	4-10	.400	2-8	.250	2-2	1.000	1	5	6	1.8	4	1	0	0	0	12	9.9	
WYOMING	1/10/18	28	4-10	.400	3-7	.429	5-6	.833	3	2	5	1.9	0	0	2	1	0	16	10.2	
at Fresno State	01/13/18 *	33	6-9	.667	4-6	.667	2-2	1.000	1	1	2	1.9	5	1	0	0	2	18	10.6	
at UNLV	01/17/18 *	29	4-12	.333	3-9	.333	3-3	1.000	0	2	2	2.0	3	1	0	0	0	14	10.8	
SAN DIEGO STATE	1/20/18 *	34	7-12	.583	4-7	.571	3-3	1.000	0	5	5	2.1	3	0	0	0	1	21	11.3	
COLORADO STATE	1/27/18 *	26	4-9	.444	4-9	.444	1-2	.500	1	1	2	2.1	3	0	0	0	0	13	11.4	
at Utah State	01/31/18 *	36	8-13	.615	6-10	.600	3-3	1.000	0	2	2	2.1	5	5	3	0	0	25	12.0	
at San Jose State	02/03/18 *	28	5-10	.500	4-8	.500	1-1	1.000	0	2	2	2.1	3	1	0	1	0	15	12.1	
BOISE STATE	2/6/18 *	29	5-10	.500	4-6	.667	3-4	.750	0	0	0	2.0	1	1	1	0	1	17	12.3	
at Air Force	2/10/18	18	3-5	.600	2-4	.500	7-8	.875	1	0	1	2.0	4	0	2	0	1	15	12.4	
UTAH STATE	2/14/18 *	30	8-12	.667	7-10	.700	2-2	1.000	0	3	3	2.0	2	2	0	0	2	25	12.9	
at Wyoming	02/20/18	13	4-7	.571	2-4	.500	0-0	.000	0	2	2	2.0	5	0	1	0	1	10	12.8	
UNLV	2/25/18	31	4-6	.667	3-5	.600	7-7	1.000	0	0	0	1.9	3	0	2	0	0	18	12.9	
at Colorado State	2/28/18	27	5-12	.417	2-9	.222	2-2	1.000	1	3	4	2.0	3	1	3	0	3	14	13.0	
FRESNO STATE	3/3/18	32	8-9	.889	5-5	1.000	2-2	1.000	0	2	2	2.0	4	0	3	0	0	23	13.3	
Totals		10	686	128-251	.510	95-192	.495	61-70	.871	12	50	62	2.0	82	28	25	3	18	412	13.3

SEASON HIGHS

Points: 25 (2x) Last time vs Utah State (2-14-18)
FG: 8 (3x) Last time vs Fresno State (3-3-18)
FGA: 13 at Utah State (1-31-18)
3FG: 7 vs Utah State (2-14-18)
3FGA: 10 (2x) Last time vs Utah State (2-14-18)
FT: 7 (2X) vs UNLV (2-25-18)
FTA: 8 Air Force (2-10-18)
Rebounds: 6 vs San José State (1-8-18)
Assists: 5 (2x) Last time at Utah State (1-31-18)
Blocks: 1 (3x) Last time at San José State (2-3-18)
Steals: 4 vs. Northern N.M. (11-11-17)
Minutes Played: 36 at Utah State (1-31-18)

CAREER HIGHS AT UNM

Points: 25 (2x) Last time vs Utah State (2-14-18)
FG: 8 (3x) Last time vs Fresno State (3-3-18)
FGA: 13 at Utah State (1-31-18)
3FG: 7 vs Utah State (2-14-18)
3FGA: 10 (2x) vs Utah State (2-14-18)
FT: 7 (2x) vs UNLV (2-25-18)
FTA: 8 Air Force (2-10-18)
Rebounds: 6 vs San José State (1-8-18)
Assists: 5 (2x) Last time at Utah State (1-31-18)
Blocks: 1 (3x) Last time at San José State (2-3-18)
Steals: 4 vs. Northern N.M. (11-11-17)
Minutes Played: 36 at Utah State (1-31-18)

CAREER STATISTICS

			Total		3-Point		F-Throws		Rebounds											Scoring	
Season	gp-gs	min/avg	fg-fga	pct	fg-fga	pct	ft-fa	pct	off	def	tot	avg	pf	fo	ast	to	blk	stl	pts	avg	
2015-16	25-0	164/6.6	17-44	.386	12-34	.353	11-12	.917	2	11	13	0.5	25	0	9	12	0	7	57	2.3	
2016-17	10-0	64/6.4	10-25	.400	6-19	.316	3-3	1.000	1	9	10	1.0	4	0	8	2	0	2	29	2.9	
2017-18	31-10	686/22.1	128-251	.510	95-192	.495	61-70	.871	12	50	62	2.0	82	5	28	25	3	18	412	13.3	
TOTAL	66-10	914/13.8	155-320	.484	113-245	.461	75-85	.882	15	70	85	1.3	111	5	45	39	3	27	498	7.5	



Connor MacDougall
 6'9" - Senior - Forward
 Tempe, Ariz. (South Mountain CC)

55

NOTEWORTHY :

- Scored career-high 17 points against Wyoming (2-25-17)
- NJCAA All-American at South Mountain CC
- Helped South Mountain finish eighth among 16 teams at NJCAA National Tournament
- Played six games for Arizona State in 2014-15
- Ranked by Fox Sports Next as the 12th best center in 2014 recruiting class

GAME-BY-GAME STATISTICS

SEASON HIGHS

Points: N/A
 FG: N/A
 FGA: N/A
 3FG: N/A
 3FGA: N/A
 FT: N/A
 FTA: N/A
 Rebounds: N/A
 Assists: N/A
 Blocks: N/A
 Steals: N/A
 Minutes Played: N/A

CAREER HIGHS AT UNM

Points: 17 vs. Wyoming (2-25-17)
 FG: 4 vs. Wyoming (2-25-17)
 FGA: 6 vs. Wyoming (2-25-17)
 3FG: N/A
 3FGA: N/A
 FT: 10 vs. UAPB (12-17-16)
 FTA: 12 vs. Wyoming (2-25-17)
 Rebounds: 6 (3x) Last time vs. Wyoming (2-25-17)
 Assists: 1 vs. Abilene Christian (11-30-16)
 Blocks: 2 vs. Utah State (1-24-17)
 Steals: N/A
 Minutes Played: 17 vs. Houston Baptist (11-14-16)

CAREER STATISTICS

Season	gp-gs	min/avg	Total		3-Point		F-Throws		Rebounds				Scoring				
			fg-fga	pct	fg-fga	pct	ft-fga	pct	off	def	tot	avg	pts	pts	avg	blk	stl
2016-17	27-0	269/10.0	32-68	.471	0-0	.000	44-54	.815	26	26	52	1.9	59	3	2	20	6
TOTAL	27-0	269/10.0	32-68	.471	0-0	.000	44-54	.815	26	26	52	1.9	59	3	2	20	6

2017-18 BOX SCORES AND RECAPS

Game 1 - New Mexico 147, Northern N.M. 76 Nov. 11, 2017 | Dreamstyle Arena

Lobos Break Records in Season Opener, Win 147-76

ALBUQUERQUE, N.M. --- The University of New Mexico men's basketball team shocked a crowd of over 10,500 fans in Dreamstyle Arena - The Pit in its first regular-season outing under first-year head coach Paul Weir on Saturday night. The Lobos shattered the UNM record for points in a game (136), claiming a 147-76 victory over Northern New Mexico.

The 27-point victory margin also ties the nearly 45-year-old record for largest victory margin, which occurred on December 29, 1972 against Dartmouth at The Pit.

Northern New Mexico is now 2-8 on the season while the Lobos start out 1-0 for the 15th straight season.

"I am extremely thankful to every fan that came through the door tonight and hopefully they'll continue to come out and support us as we try and earn their respect and their respect as a basketball program," Coach Weir said. "Obviously (this was) the kind of offensive game we've been looking for. Our last scrimmage was a very similar outcome, so we're thankful that we're shooting the ball the way we are."

The fiery Lobo offense dominated early and refused to let up. UNM got out to a 15-point lead less than five minutes into the first half, taking a 22-7 advantage with 15:38 still remaining in the first half. The Eagles went on an ensuing 7-0 run, testing the Lobo defense and cutting the home lead to eight, but UNM quickly pushed back ahead and extended the lead to 20 on a three from junior Troy Simons with 9:43 left.

The Lobos concluded the first-half performance with a trio of back-to-back-to-back 3-pointers, two from junior Anthony Mathis and a third from junior transfer Chris McNeal. McNeal collected four threes in the first half alone and helped pace UNM to a 74-point first-half showing, just two points shy of the UNM record for most points in a single half. The record is 76, which occurred on November 23, 1990 against Texas-Arlington.

The Lobos shot 61 percent from the field in the first half (25-41) and 50 percent from 3-point range (10-20). Three players had reached double digits including McNeal (13), senior Sam Logwood (12) and freshman Makuach Maluach (11).

Junior Dane Kuiper opened the second half with a pair of free throws to put the Lobos up 40, 75-35.

Simons and freshman Vladimir Pinchuk shined in the second half, putting up 11 and 10 points, respectively en route to the victory.

McNeal burst on the scene in his first regular-season game as a Lobo with the first UNM double-double in points and assists since March 2, 2014. He posted a team-best 24 points on the night to go along with 10 assists.

Led by McNeal, eight of the 11 Lobos to hit the floor scored in double digits including Simons (19), Maluach (18), Kuiper (17), Mathis (16), Logwood (14), Pinchuk (12) and senior Antino Jackson (12).

As a team, the Lobos collected 40 assists and 22 steals, both ranking high in Lobo history. Forty assists ties the record for most in a game, which the Lobos had done twice previously, the first on December 16, 1978 against Central Florida and again on November 23, 1990 against Texas-Arlington. Twenty-two steals is the second-most in a game in team history (25 is the record).

On the night, UNM shot 64.7 percent (55-85) from the floor including 46.2 percent from three and 86.4 percent from the free-throw line. The Lobos' 55 field goals is just four shy of the record for most in a game. The Lobos posted 59 in the November 23, 1990 game against Texas-Arlington.

The Lobos also posted an outstanding 18 3-pointers on the night, just two short of the record 20 set on November 13, 2004 against Santa Clara, while defensively UNM posted six blocks and collected 32 defensive rebounds (45 overall). Senior Joe Furstinger led the way with three blocks.

The Lobos will have just a few days to rest before continuing their season start. UNM will play Nebraska-Omaha on Tuesday, November 14 at 7 p.m. on The Mountain West Network.

Game 2 - New Mexico 103, Omaha 71 Nov. 14, 2017 | Dreamstyle Arena

Lobos Top Omaha with Second Straight 100+ Game

ALBUQUERQUE, N.M. --- The University of New Mexico men's basketball team posted its first back-to-back 100+ point games since December 1998 on Tuesday night as the Lobos routed the visiting Omaha Mavericks 103-71 in their Nike N7 game. Junior transfer Troy Simons paced the Lobos with 24 points that included six 3-pointers on the night.

The Nike N7 jersey auction in Dreamstyle Arena raised over \$2,500 for the NB3 Foundation and American Indian Student Services (AISS).

Four Lobos scored in double figures including Simons and seniors Antino Jackson (19), Sam Logwood (18) and Joe Furstinger (11). Furstinger's 11 points marks a new career-best for the senior, who has tallied a previous high of nine points twice in his career, including Saturday's game against Northern New Mexico. He also tied his career-best in free throws (5) and blocks (4).

Coach Weir earned his 30th career victory on the night as the Lobos improve to 2-0. Omaha falls to 0-3 on the season.

The Lobos opened the game with an 8-0 run over the first 2:30, half which came from Furstinger. Omaha followed with a 7-0 run as the Lobos struggled to find a consistent offensive flow, closing the gap to make it 19-16 UNM midway through the first half.

Alternating scoring droughts for both teams caused the score to remain close through the remainder of the first half, sending UNM into the locker room up by just one, 35-34. The Lobos shot an unimpressive 34.1 percent from the field and 20 percent from 3-point range compared to 37 percent from the floor and 35.7 percent from the arc for the Mavericks.

The second half was another story as the Lobos stormed past Omaha and didn't look back. In the second half, the Lobos shot 55.6 percent from the field and an outstanding 68.4 percent from 3-point range, hitting 13 triples en route to a 68-point second-half performance while limiting Omaha to just 37 points.

"I thought in the second half, we kept our defensive energy up and our offensive energy ended up coming around," head coach Paul Weir said. "I was much more pleased with our defensive energy in the second half."

"As far as our style of play, it's how we want to play and it went the way we wanted to. We were able to shoot the way we wanted to and hopefully we continue playing this way moving forward."

Simons' six 3-pointers combined with five from Jackson, three from junior Anthony Mathis, two from junior Chris McNeal and another from freshman Makuach Maluach - his first as a Lobo.

The UNM advantage was held within single digits until midway through the second half when the Lobos pulled away - fast. Sparked by a pair of Furstinger free throws and a three from McNeal, the Lobos took off on a 9-0 run in just one minute, taking a reachable 63-57 game to a 72-57 contest. McNeal's three was set up after he snagged a steal and, just 10 seconds later, Simons grabbed another steal in the Lobos' full-court press and posted the layup.

The 15-point lead was stretched to a 30-point blowout with four minutes left, 82-62 on a pair of Logwood free throws. Logwood went 10-for-11 from the stripe on the night, doubling his previous career-best five free throws in a single game.

It was a Jackson three that put the Lobos over 100 with 1:09 left. With seven seconds left on the clock, Omaha's Alex Alberry hit a three to cut the 35-point Lobo lead to 32 to close the game.

The Lobos are averaging 29.5 turnovers forced per game to start the season to go along with 44.5 field goals and 58.5 bench points. In the last two games, UNM has hit 35 3-pointers, at least 17 per game. Last season, it took nine games to reach that mark.

UNM outrebounded the Mavericks 48-37 including 19-9 offensive boards and forced 26 turnovers on the night.

Game #2

Nebraska-Omaha 71 • 0-3

		Total			3-Ptr		Rebounds			PF		A To Bk		Stl		Min	
##	Player	FG	FGA	FT	FTA	Off	Def	Total	PF	TP	A	To	Bk	Stl	Min		
02	Daniel Meyer	0-2	0-0	1-2	2	5	7	4	1	0	0	0	1	0	16		
04	Mitchell Hahn	5-10	3-6	3-4	0	2	2	2	16	1	3	0	1	3	0	1	21
05	KJ Robinson	3-8	1-4	0-0	0	2	2	1	7	1	6	0	2	0	2	30	
08	Daniel Nori	3-11	1-5	3-4	0	7	7	1	10	2	4	0	1	1	31		
21	Zach Jackson	4-9	3-6	5-8	1	6	7	0	16	1	4	1	1	1	26		
00	JT Gibson	4-9	1-5	3-3	0	5	5	2	12	4	2	0	0	0	28		
00	Lamar Wofford-Humph.	0-1	0-1	0-0	0	0	0	4	0	1	2	0	0	0	17		
10	Ayo Alkinwile	0-2	0-1	0-2	0	0	0	1	0	1	1	0	3	0	12		
11	Alex Alberry	1-3	1-2	2-2	1	0	1	3	5	1	4	0	1	0	11		
40	KEITH Team	2-2	0-0	0-1	3	0	3	4	4	0	0	0	0	0	8		
Totals		22-57	10-30	17-26	9	28	37	21	71	12	26	2	9	20	0		
FG % 1st Half: 10-27 37.0%		2nd half: 12-30 40.0%		Game: 22-57 38.6%		Deadball Rebounds 6											
3FG % 1st Half: 5-14 35.7%		2nd half: 5-16 31.3%		Game: 10-30 33.3%													
FT % 1st Half: 9-12 75.0%		2nd half: 8-14 57.1%		Game: 17-26 65.4%													

New Mexico 103 • 2-0

#	Player	Total		3-Ptr		Rebounds			PF	A	T	Bk	St	Min				
		FG	FGA	FGA	FT-FTA	Off	Def	Total										
02	LOGWOOD, Sam	4	11	0	0	1	5	5	3	18	2	2	0	23				
05	FURSTINGER, Joe	3	6	0	2	5	5	0	2	6	8	3	11	2	5	4	1	24
03	McNEAL, Chris	3	7	2	6	1	5	0	2	2	0	9	3	2	0	2	27	
05	JACKSON, Antino	7	11	5	7	0	0	0	0	4	4	2	19	5	3	0	3	24
14	KUIPER, Dane	0	3	0	3	0	0	0	0	1	1	1	0	0	2	0	0	19
00	MONDRAGON, Mike	0	0	0	0	0	0	0	0	0	0	0	0	0	0	0	0	2
00	MALUACH, Makuach	4	7	1	2	0	0	0	0	5	5	2	9	1	1	0	1	23
11	SIMMONS, Jachai	1	4	0	1	0	0	0	2	2	4	0	2	0	1	1	0	12
15	PINCHUK, Vladimir	1	3	0	0	1	1	0	3	2	5	4	2	1	2	0	0	13
31	SIMONS, Troy	8	16	6	11	2	2	0	3	10	15	1	24	4	2	4	0	22
32	MATHIS, Anthony	3	9	3	7	0	0	0	0	2	2	3	9	1	0	0	0	16
Team																		
Totals		34	77	17	39	18	24	19	29	48	19	103	21	18	5	11	200	
FG % 1st Half: 14-41 34.1%		2nd half: 20-36 55.6%		Game: 34-77 44.2%														
3FG % 1st Half: 4-20 20.0%		2nd half: 13-19 68.4%		Game: 17-39 43.6%														
FT % 1st Half: 3-7 42.9%		2nd half: 15-17 88.2%		Game: 18-24 75.0%														

Officials: Rick Hartzell, Jim Schipper, Ryan McDaniel
Technical fouls: Nebraska-Omaha-Daniel Meyer; TEAM. New Mexico-LOGWOOD, Sam.
Attendance: 9601

Score by periods	1st	2nd	Total
Nebraska-Omaha	34	37	71
New Mexico	31	68	103

Last FG - OMAHA 2nd-00:07, NH 2nd-00:21.
Largest lead - OMAHA by 2 1st-05:08, NH by 35 2nd-01:09.
OMAHA led for 00:16, NH led for 37:36. Game was tied for 02:08.

Points In Off 2nd Fast
Team Omaha 20 13 7 25 21
Team NM 28 39 16 22 46

Score tied 3 times.
Lead changed - 2 times.

Game 3 - New Mexico 56, NMSU 75 Nov. 17, 2017 | Pan American Center

Lobos Suffer First Loss in Defeat at NMSU

LAS CRUCES, N.M. --- In an arena full of palpable tension and in front of a crowd of angry Aggie fans, The University of New Mexico Lobos suffered their first loss of the season on the road at New Mexico State Friday night. While the Lobos kept the score in reach for the first two-thirds of the game, the Aggies pulled away, doubling their lead in the last five minutes and eventually dominating with a final score of 75-56.

Junior Anthony Mathis led the Lobos with 14 points on the night, just two shy of his career high of 16. He went 4-for-5 from the field including 3-for-4 from behind the arc and 3-for-4 at the free throw line.

As a team, the Lobos (2-1) shot slightly under NMSU (2-1) at 38.5 percent to 39.1 percent while the Aggies dominated the boards, collecting 50 rebounds split evenly between offensive and defensive. In comparison, UNM collected a total of 25, including nine offensive rebounds.

"Their dominance of the offensive glass set a tone, gave them a lot of energy, and we just couldn't overcome it," head coach Paul Weir said. "You've got to give New Mexico State a lot of credit, they just never allowed us to ever implement and do what we wanted to do, it just took the wind out of our sails."

"I think your first road game of the season is always a good measuring stick, to see where you're at, and now we have to learn and grow from it and just get better."

The Lobos dominated the first five minutes of play, getting out to a 8-1 lead before allowing NMSU its first bucket from the floor at the 15:49 mark. At that point, the Lobos led 8-3 with senior Sam Logwood accounting for six points.

Junior Chris McNeal followed with a three to continue to build the Lobo lead to eight (11-3). A 2:10 scoring drought ensued, interrupted by an Aggie free throw.

A 3-pointer by Sidy N'Dir at the 12:51 mark sparked an NMSU comeback that included two jumpers and two dunks within 2:18 to make it just a one-point lead for the Lobos, 16-15 - and that was when the momentum turned. Another dunk 20 seconds later began a 6-0 run for NMSU.

The Lobos battled back and a layup by freshman Vladimir Pinchuk made it a three-point game headed into halftime.

The Aggies opened the second half with a pair of threes to take a nine-point lead, the largest of the game and began to run away but the Lobos battled. UNM chipped away at a 12-point deficit with back-to-back threes in less than a minute from Mathis and freshman Makuach Maluach but NMSU pushed the lead back out to 10.

With just six minutes left and the Lobos down by just seven, 54-47, junior Troy Simons was ejected due to technical foul accumulation (two). A Lobo bench technical followed four minutes later and the Aggies put the game out of reach for the win.

UNM entered the game averaging 17.5 3-pointers and 44.5 field goals per game but managed just six and 20, respectively, on the night.

The Lobos will return home to Dreamstyle Arena - The Pit on Tuesday, Nov. 21 when they take on Tennessee Tech in non-conference action at 7 p.m. The game will be available to watch live on the Mountain West Network and will be broadcast on 770 KKOAB-AM.

Game #3

New Mexico 56 • 2-1, 0-0 WAC

#	Player	Total		3-Ptr		Rebounds			PF	TP	A To Bk	Stl	Min			
		FG	FG-AT	FG	FG-AT	Off	Def	Total								
02	LOGWOOD, Sam	4	13	0	1	3	4	7	3	8	2	5	0	33		
05	FURSTINGER, Joe	1	3	0	1	2	2	0	1	4	0	0	0	21		
03	McNEAL, Chris	3	8	1	4	3	3	4	2	10	1	3	0	29		
05	JACKSON, Antino	1	6	0	0	0	0	0	1	3	0	1	0	20		
14	KUIPER, Dane	1	6	0	4	1	2	0	4	2	3	1	2	0	21	
10	MALUACH, Makuach	1	1	1	1	0	0	0	0	0	0	2	0	9		
11	SIMMONS, Jachai	1	1	0	0	0	0	0	1	3	0	0	0	15		
15	PINCHUK, Vladimir	4	5	0	0	1	2	1	1	2	1	0	1	0	16	
31	SIMONS, Troy	0	4	0	1	0	0	1	2	4	0	0	1	1	17	
32	MATHIS, Anthony	4	5	3	4	3	4	0	1	3	14	1	2	0	19	
Totals		20	52	6	20	10	15	9	16	25	22	56	5	17	1	200
FG % 1st Half: 12-24 50.0%		2nd half: 8-28 28.6%		Game: 20-52 38.5%												
3FG % 1st Half: 2-9 22.2%		2nd half: 4-11 36.4%		Game: 6-20 30.0%												
FT % 1st Half: 2-2 100.0		2nd half: 8-13 61.5%		Game: 10-15 66.7%												
															Deafblind 100.0	

New Mexico State 75 • 2-1, 0-0 WAC

Total		3-Ptr		Rebounds		PF		TP	
-------	--	-------	--	----------	--	----	--	----	--

2017-18 BOX SCORES AND RECAPS

Game 4 - New Mexico 96, Tennessee Tech 104

Nov. 21, 2017 | Dreamstyle Arena

Men's Basketball Upended by TTU in Final Minute

ALBUQUERQUE, N.M. --- For the first time since 2006-07, the Lobos have opened their first four games with three scoring over 90 points, but it wasn't enough on Tuesday night as Tennessee Tech pulled ahead for good in the final minute for a 103-96 win over New Mexico in Dreamstyle Arena - The Pit.

Junior Chris McNeal led UNM with 29 points on the night marking the third time this season he has scored in double digits, the second over 20 points. McNeal went 8-for-16 from the field and 7-for-11 from behind the arc to go along with 6-of-8 from the free throw line.

Tennessee Tech (4-1) started the game going 0-for-10 from the field over the first 5:31, allowing the Lobos (2-2) to go on an 8-0 run and claim a nine-point advantage (10-1) with 14:29 left to play in the first half. The Lobos extended their lead to 14 over the next four minutes (24-13, 10:10) until TTU's Aleksa Jugovic scored a trio of 3-pointers in the next three Golden Eagle possessions to cut the UNM lead to eight.

TTU closed the final 10:40 of the first half shooting 15-of-19 from the field. In the first half, Jugovic couldn't miss, going 8-for-8 from the field including 6-for-6 from 3-point range and 2-for-2 from the charity stripe. His efforts helped make it a one-point game with 10 seconds left in the half until a Dane Kuiper three with two seconds on the clock stretched the Lobo lead to four at the half.

"You have to tip your cap to them," head coach Paul Weir said. "They shot the heck out of the ball tonight and made a lot of shots at the back of it. Some of them were tough and some of them were probably on us. They were good, and they were better than us tonight."

McNeal got hot toward the end of the first half, drilling three-straight threes in under a minute and picked up where he left off. He opened the second half with a three 17 seconds in to give the Lobos what would be their largest lead of the second half, seven (58-81), before the teams battled throughout the remainder of the contest.

With the Lobos trailing by one point with 1:06 left to play, 94-93, the Golden Eagles took off on an 8-0 run over 35 seconds to get out to a nine-point lead, 102-93 with 21 seconds left. Kuiper drained another three with 12 seconds left to give the Lobos hope, 102-96, but the six-point margin was too much for the final seconds.

McNeal paced the Lobos with 29 points and was followed by senior Sam Logwood with 21. The last time UNM had a pair of 20-point scorers was almost a year ago on January 7 against Nevada.

The third Lobo to score in double figures on the night was junior Anthony Mathis who notched 11, going 4-for-7 from the field and 3-for-6 from three. The outing marked the third time this season that he registered double digits.

Senior Joe Furstinger neared a double-double on the night, scoring seven points and bringing down nine rebounds. He also tied his career-high in blocks with four.

As a team, the Lobos shot 40.6 percent from the field compared to 55.7 percent for TTU. Similarly, UNM went 41 percent from three compared to 54.5 percent to the Golden Eagles, but the Lobos did have the advantage in free throws, shooting 82.8 percent (24-29) from the line compared to just 75 percent (24-32) for TTU.

After suffering drastically on the glass against New Mexico State, the Lobos stepped up their rebound game but were still out rebounded 39-32.

TTU registered 42 points in the paint to 20 for UNM and held a 49-9 fast-break point advantage. The Lobos edged the Golden Eagles in second-chance points, 13-9, and in points off of turnovers, 24-22.

"We looked like the ninth-place team in the Mountain West tonight," Weir said. Which I never thought we were going to be and we just have to do everything in our power to make sure that this is not going to be our final destination. All I can tell you is that we are going to do whatever we can to work our way out of whatever we're in right now."

"We're not discouraged," McNeal said. "We're just going to try and bounce back, come back tomorrow and work even harder. Try to turn this around."

UNM will return to action on Friday, Nov. 24 when the Lobos compete in the third round of the Emerald Coast Classic against TCU at 5 p.m. MT. TCU is currently receiving votes in the USA Today Coaches Poll. Both Friday and Saturday's games will be available to watch on CBS Sports Network.

Game #4

Tennessee Tech 104 • 4-1

#	Player	Total		3-Ptr		Rebounds					PF	TP	A	TO	Bk	Stl	Min
		FG	FGA	FG	FGA	FT	FTA	Off	Def	Total							
15	PHILLIPS, Curtis	6	11	3	6	8	9	0	5	5	2	23	3	2	0	0	35
22	ALEXANDER, Courtney	3	4	0	0	3	6	7	10	4	9	3	2	0	0	0	24
25	RAMSEY, Mason	0	3	0	0	2	2	6	8	5	2	6	1	2	1	2	18
04	JUGOVIC, Aleksa	11	12	7	7	2	2	0	3	3	31	6	3	0	0	0	37
10	MACK, Kylon	3	9	2	5	6	6	1	2	3	4	14	4	1	0	0	34
06	CALHOUN, Shaq	6	15	0	4	2	3	0	2	3	14	0	0	0	0	0	28
11	HENRY, Micahil	3	5	0	0	1	4	2	2	2	4	7	1	3	1	0	19
21	CROSSLAND, Dade	1	1	0	0	0	0	0	0	0	2	0	0	0	0	0	3
30	OMLADIC, Caden	1	1	0	0	0	0	0	0	0	1	2	0	0	0	0	1
	Team							3	6								
Totals		34	61	12	22	24	32	9	30	39	25	104	23	17	4	13	200

FG % 1st Half: 17-34 50.0% 2nd Half: 17-27 63.0% Game: 34-61 55.7%
3FG % 1st Half: 7-13 53.8% 2nd Half: 5-9 55.6% Game: 12-22 54.5%
FT % 1st Half: 10-14 71.4% 2nd Half: 14-18 77.8% Game: 24-32 75.0%

New Mexico 96 • 2-2

#	Player	Total		3-Ptr		Rebounds		PF	TP	A	TO	Bk	Stl	Min			
		FG	FGA	FG	FGA	FT	FTA								Off	Def	Tot
05	FURSTINGER, Joe	1	5	0	1	5	6	2	7	9	1	7	2	1	4	0	28
14	KUIPER, Dane	2	9	2	8	0	2	2	3	6	5	2	0	2	25		
01	MCKEAL, Chris	8	16	7	11	6	8	1	3	4	29	6	4	0	1	34	
02	LOGWOOD, Sam	9	12	0	0	9	11	3	2	5	1	23	0	3	0	29	
03	JACKSON, Antino	3	9	2	6	0	0	2	2	1	8	2	2	0	18		
10	MALUACH, Makuach	1	3	0	1	2	2	0	0	0	1	4	0	0	0	12	
11	SIMMONS, Jachai	2	3	1	2	0	0	0	4	5	0	1	0	0	8		
15	PINCHUK, Vladimir	0	0	0	0	2	2	0	0	0	2	0	1	0	11		
31	SIMONS, Troy	1	5	1	4	0	0	1	1	2	2	2	1	0	12		
32	MATHIS, Anthony	4	7	3	6	0	0	1	2	3	5	11	2	0	1	23	
Team		28	69	16	39	24	29	11	21	32	26	96	19	14	6	7	200

FG % 1st Half: 15-35 42.9% 2nd Half: 13-34 38.2% Game: 28-69 40.6%
3FG % 1st Half: 8-22 36.4% 2nd Half: 8-17 47.1% Game: 16-39 41.0%
FT % 1st Half: 17-21 81.0% 2nd Half: 7-8 87.5% Game: 24-29 82.8%

Officials: David Hall, Keith Kimble, Bob Staffen
Technical fouls: Tennessee Tech-ALEXANDER, Courtney, New Mexico-None.
Attendance: 9703

Score by periods	1st	2nd	Total
Tennessee Tech	51	53	104
New Mexico	55	41	96

Last FG - TTU 2nd-00:36, NM 2nd-00:12.
Largest lead - TTU by 9 1st-00:21, NM by 14 1st-11:34.
TTU led for 00:33, NM led for 26:24. Game was tied for 05:33.

Score tied - 10 times.
Lead changed - 15 times.

Game 5 - New Mexico 67, TCU 69

Nov. 24, 2017 | Niceville, Fla. (The Arena)

Lobo Comeback Falls Short vs (RV) TCU

NICEVILLE, FLA. --- The University of New Mexico men's basketball team lost a heartbreaker on Friday night after nearly pulling off an upset over (RV) TCU at the Emerald Coast Classic in Niceville, Fla. The Lobos came back from a 13-point deficit and looked to junior Chris McNeal for a game-winning 3-pointer with 1.9 seconds left in regulation, but it went wide and UNM fell 69-67.

Senior Sam Logwood led New Mexico with a career-high 27 points, leading a trio of Lobos who scored in double figures including McNeal and junior Antino Jackson (12 apiece).

The Lobos will face either St. Bonaventure or Maryland Saturday at 2 p.m. MT (3 p.m. CT).

As a team, despite being outshot and out-rebounded, the Lobos (2-3) forced 16 turnovers on TCU (5-0) and committed just nine to keep them in the game. UNM had 14 points off of turnovers (TCU had 11) and edged TCU 16-14 in second-chance points while the Horned Frogs dominated the paint, outscoring UNM 46-24 down low.

"You have to tip your cap to TCU, it's a big team, a good rebounding team that just kind of continued to punish us inside and they did a really good job," head coach Paul Weir said.

"We're going to play teams very similar to TCU this year, they're going to be bigger than us, stronger than us, they're going to be more experienced than us," Weir said. "They have a lot of things we don't, so we're trying to accentuate the things we have, which to me would be speed, shooting, depth and conditioning and trying to bring those into the game as much as we can."

The Lobos shot a season-low 34.3 percent from the field and 20 percent from 3-point range to hang in with the national vote recipient TCU. The Horned Frogs went 47.5 percent from the field and 28.6 percent from three while the Lobos dominated at the charity stripe, going 15-for-18 for 83.3 percent while TCU was just 9-for-17 (52.9 percent).

The victory marked TCU's ninth straight dating back to last season when the squad captured the NIT Championship.

New Mexico jumped out on top early, getting out to a 9-2 lead with 17:46 left in the first half before TCU chipped away and cut the lead to one.

The Horned Frogs followed with an 11-1 run over three minutes to take a seven-point advantage, 31-24 with 4:08 left in the half. TCU got up by as much a nine before a layup with eight seconds on the clock from senior Joe Furstinger made it seven, 40-33 at the half.

In the second half, TCU pushed the lead out to 13 before the Lobos roared back on a 12-3 run sparked by a jumper and a three from McNeal to get back within four, 61-57 with 8:31 left to play. The run was full of TCU turnovers and Lobo buckets to shift the momentum in favor of UNM.

McNeal hit a big three with the Lobos down five with 12 seconds left to bring the game within two, 69-67. Weir called his only full timeout to draft a play, but McNeal called the Lobos' final timeout on the inbound before the final shot went wide.

Saturday's UNM game will be streamed live on www.Emerald-CoastTV.com/ec17 and live stats will be available on Emerald-CoastClassic.com. In addition, Jeff Siembieda and Hunter Green will call the game on 770 KKO-AM.

Game #5

New Mexico 67 • 2-3

#	Player	Total	3-Ptr		Rebounds						PF	TP	A	TO	Bk	Stl	Min
			FG	FGA	FG	FGA	FT	FTA	Off	Def							
01	MCKEAL, Chris	5	16	2	10	0	0	1	3	4	32	2	2	0	1	28	
02	LOGWOOD, Sam	10	21	0	1	7	8	2	4	6	3	27	1	2	0	32	
05	FURSTINGER, Joe	2	6	0	2	2	2	1	6	7	4	6	0	0	0	24	
14	KUIPER, Dane	0	1	0	1	2	2	0	2	2	3	2	0	0	0	16	
31	SIMONS, Troy	2	9	1	5	0	0	1	2	5	1	0	0	0	3	22	
03	JACKSON, Antino	4	9	3	7	1	2	0	4	4	1	12	1	0	0	24	
10	MALUACH, Makuach	0	1	0	1	0	0	1	0	1	1	0	2	0	0	10	
11	SIMMONS, Jachai	0	0	0	0	1	0	1	0	1	0	0	0	0	2	14	
15	PINCHUK, Vladimir	0	1	0	0	3	4	1	0	1	0	3	0	1	0	16	
32	MATHIS, Anthony	0	3	0	3	0	0	0	1	1	1	0	0	0	0	10	
Team																	
Totals		23	67	6	30	15	18	12	23	35	19	67	8	9	3	7	200

FG % 1st Half: 13-36 36.1% 2nd Half: 10-31 32.3% Game: 23-67 34.3%
3FG % 1st Half: 3-16 18.8% 2nd Half: 3-14 21.4% Game: 6-30 20.0%
FT % 1st Half: 4-6 66.7% 2nd Half: 11-12 91.7% Game: 15-18 83.3%

TCU 69 • 5-0

#	Player	Total		3-Ptr		Rebounds		PF	TP	A	TO	Bk	Stl	Min		
		FG	FGA	FG	FGA	FT	FTA									
00	Fisher, Jaylen	5	11	0	2	0	0	3	3	2	10	5	0	3	32	
01	Bane, Desmond	5	8	1	2	0	0	2	4	2	11	1	1	0	24	
10	Brodziansky, Vlad	3	4	1	2	1	2	1	3	1	8	0	4	1	27	
15	Miller, Jd	3	7	0	2	1	2	4	6	3	7	1	2	5	26	
24	Williams, Kenrich	9	16	2	3	3	5	12	17	1	23	2	1	2	36	
32	Olden, Shawn	0	1	0	1	0	0	0	0	0	0	0	0	0	5	
12	Noj, Kouat	0	2	0	0	1	2	3	4	0	1	0	0	0	14	
23	Hamdy, Ahmed	3	4	0	0	2	2	2	2	8	0	2	0	0	13	
25	Robinson, Alex	0	6	0	2	3	1	2	3	2	2	4	3	0	23	
Team																
Totals		28	59	4	14	9	17	13	33	46	59	14	16	9	4	200

FG % 1st Half: 18-34 52.9% 2nd Half: 10-31 32.3% Game: 28-65 43.3%
3FG % 1st Half: 2-7 28.6% 2nd Half: 2-7 28.6% Game: 4-14 28.6%
FT % 1st Half: 2-2 100.0% 2nd Half: 7-15 46.7% Game: 9-17 52.9%

Officials: John Higgins, Pat Adams, John Gaffney
Technical fouls: New Mexico-None, TCU-None.
Attendance: 1000

Score by periods	1st	2nd	Total
New Mexico	33	34	67
TCU	40	29	69

Last FG - NM 2nd-00:12, TCU 2nd-04:49.
Largest lead - TCU by 7 1st-17:46, TCU by 13 2nd-13:17.
NM led for 12:18, TCU led for 26:35. Game was tied for 01:07.

Score tied - 0 times.
Lead changed - 1 time.

Game 6 - New Mexico 65, Maryland 80

Nov. 25, 2017 | Niceville, Fla. (The Arena)

Early Deficit Determines Lobo Loss vs Maryland

NICEVILLE, FLA. --- The University of New Mexico men's basketball team fell 80-65 to Maryland (6-1) in the consolation game of the Emerald Coast Classic on Saturday afternoon, unable to overcome an early 24-point deficit. Senior Sam Logwood was named to the Emerald Coast Classic All-Tournament Team for his efforts in the tournament while the Lobos claimed fourth place in the tournament.

Chris McNeal led the Lobos (2-4) with 19 points in his fifth game registering double figures, followed by Anthony Mathis with 12 points on four 3-pointers. The Lobos shot 33.3 percent from the field on the day after opening the game a dismal 1-12 (8.3 percent) over the first nine minutes.

The loss is the fourth consecutive for New Mexico, as the Lobos

2017-18 BOX SCORES AND RECAPS

Game 7 - New Mexico 78, Evansville 59 Nov. 29, 2017 | Dreamstyle Arena

Five score in double figures, Lobos claim 78-56 win

ALBUQUERQUE, N.M. --- Paced by five Lobos in double figures, The University of New Mexico men's basketball team rebounded from a four-game losing skid on Wednesday night in Dreamstyle Arena - The Pit, topping Evansville by a score of 78-59 while shooting 49 percent from the floor (30-61).

Senior Sam Logwood and junior Troy Simons led the Lobos (3-4) with 14 points each, with Logwood adding five rebounds. Junior Chris McNeal added 13 points while junior Anthony Mathis and freshman Makuach Maluach chipped in 10 points apiece. The Lobos also posted 23 assists on 30 made baskets, 10 of which came from senior Antino Jackson.

"Obviously it was really good to get a win," head coach Paul Weir said. "I thought we played a lot better tonight. We had a little lull there in the middle of the second half... but you've got to give Evansville credit. I've coached against and scouted against a lot of teams, and Marty Simmons is as good of a basketball coach as I've ever had to scout against. He eats basketball for breakfast. The guy is just awesome."

Jackson's 10 assists marks the second time this season that a Lobo has posted 10 or more assists, despite scoring just two points on the night compared to his usual 9.3 average.

"We've talked about it all week: your shots can't dictate your effect on the game," Weir said. "Antino's ability to push the ball and transition in the second half really helped us win the game."

After entering Wednesday's game ranked fourth in the nation in forced turnovers (21.33) and eighth in turnover margin (6.5), New Mexico forced over 20 turnovers (21) for the fourth time this season while only committing 11, including just three in the second half.

Evansville (5-2) entered the matchup second in the country in three-point percentage (47.8) and the Lobos held the Purple Aces to just 3-of-13 from behind the arc, including 0-for-6 in the first half. Wednesday marked the first time this season that Evansville has been completely denied from the arc in a half.

In addition, the Purple Aces entered the game ranked eighth nationally in scoring defense, allowing just 58.2 points per game. Prior to the Lobos' 78 points, the most Evansville had allowed in a game this season was 63.

The Lobos got off to a quick start as Simons opened the game with an early three-pointer, and UNM followed with an 11-0 run four minutes into the game to take a 16-5 lead, highlighted by back-to-back threes from junior Dane Kuiper. Evansville answered with a 9-0 run to close the gap to 16-14 with six minutes left in the first half.

The Lobos extended the lead back to nine at 25-16 on a pair of Logwood free throws three minutes later, and held a similar margin the rest of the half to enter the break leading 35-27.

New Mexico shot 40 percent from the floor, including 6-of-15 from behind the arc and a perfect 5-for-5 from the charity stripe, compared to Evansville's 33.3 field goal percentage, no three-pointers and 77.8 from the free throw line.

The Lobos opened up a 52-40 lead eight minutes into the second half with threes from McNeal, Simons and Mathis to fire up the crowd and claim the momentum. Four minutes later, another three from Mathis extended the Lobo lead to 19, 62-43.

Senior Joe Furstinger followed with a dunk 30 seconds later and the Lobos continued to run away with the game. An eight-point run fueled by a pair of Logwood layups, a McNeal jumper and a swift jumper from freshman Vladimir Pinchuk increased the lead to 24 with 1:43 left before the final 78-59 score.

The Lobos were able to capitalize on Evansville turnovers, scoring 20 points, while also outscoring the Purple Aces 20-2 on the fast break.

"It feels great (to get the win)," Maluach said. "There's not a better feeling than winning in front of your home crowd. We're a resilient group and we like each other a lot. When we win, we win together, and when we lose, we lose together. Hopefully we win more games than we lose."

New Mexico travels to face UTEP in El Paso, Texas on Saturday, Dec. 2 at 7 p.m.

Game #7

Evansville 59 • 5-2

		Total	3-Ptr	Rebounds		FT-FTA		Off	Def	Tot	PF	TP	A	To	Bk	Stl	Min
##	Player	FG-FGA	FG-FGA	FT-FTA	Off	Def	Tot	PF	TP	A	To	Bk	Stl	Min			
14	RUKAVICKIUS, Dainius	1-2	0-0	1-2	4	4	8	2	3	0	2	1	23				
50	Simmons, Blake	3-12	2-6	1-2	0	3	3	1	9	1	3	0	1	35			
12	Smith, Dru	2-3	1-1	5-5	1	3	4	10	1	5	0	0	26				
25	Gibson, Duane	3-6	0-0	0-0	0	2	2	4	6	4	7	1	3	27			
30	Frederking, Noah	2-8	0-5	3-3	1	2	3	7	0	1	0	0	32				
01	Hill, Marty	2-4	0-0	0-0	2	5	7	1	4	1	2	0	0	16			
10	Kuhlman, Evan	1-2	0-0	0-0	1	0	1	0	2	0	0	0	6				
15	Traore, Dalen	2-4	0-0	1-1	3	1	4	1	5	0	0	0	0	13			
17	McNeal, K.J.	3-7	0-1	7-10	0	1	1	3	13	1	0	0	1	16			
35	Hall, John	0-3	0-0	0-0	1	1	2	0	0	0	1	0	0	6			
Team		4	0	0	2	3	5				2			200			
Totals		19-52	3-13	18-23	15	24	39	17	59	8	21	3	6	200			

FG % 1st Half: 10-30 33.3% 2nd half: 9-22 40.9% Game: 19-52 36.5%
3FG % 1st Half: 0-0 0.0% 2nd half: 3-7 42.9% Game: 3-13 23.1%
FT % 1st Half: 7-9 77.8% 2nd half: 11-14 78.6% Game: 18-23 78.3%

New Mexico 78 • 3-4

		Total	3-Ptr	Rebounds		FT-FTA		Off	Def	Tot	PF	TP	A	To	Bk	Stl	Min
##	Player	FG-FGA	FG-FGA	FT-FTA	Off	Def	Tot	PF	TP	A	To	Bk	Stl	Min			
02	LOGWOOD, Sam	6-9	0-0	2-2	1	4	5	3	14	1	4	0	0	22			
09	FURSTINGER, Joe	1-5	0-2	0-0	0	5	5	3	2	6	1	2	1	22			
01	McNEAL, Chris	5-8	2-4	1-1	0	2	2	13	1	0	2	29					
14	KUIPER, Dane	6-2	2-4	0-0	1	3	4	1	6	0	1	0	23				
31	SIMONS, Troy	4-8	4-7	2-2	0	0	0	1	14	0	0	0	3	21			
03	JACKSON, Antino	0-4	0-2	3-3	3	4	7	2	10	1	0	0	18				
10	MALUACH, Makuach	5-6	0-1	0-0	2	1	3	10	1	0	0	1	17				
11	SIMMONS, Jachai	1-5	1-3	0-0	0	0	0	0	3	2	0	0	0	12			
25	PINCHUK, Vladimir	2-4	0-0	0-0	0	3	3	4	0	0	0	1	1	18			
32	MATHIS, Anthony	4-6	2-4	0-0	0	0	0	3	10	0	0	0	0	18			
Team		4	0	0	4	0	4				1			200			
Totals		30-61	11-27	7-9	9	21	30	21	78	23	11	4	9	200			

FG % 1st Half: 12-30 40.0% 2nd half: 18-31 58.1% Game: 30-61 49.2%
3FG % 1st Half: 6-15 40.0% 2nd half: 5-12 41.7% Game: 11-27 40.7%
FT % 1st Half: 5-5 100.0 2nd half: 2-4 50.0% Game: 7-9 77.8%

Officials: Gerry Pollard, Kipp Kissinger, Randy Heinenman
Technical fouls: Evansville-None. New Mexico-None.
Attendance: 8943

Score by periods		1st	2nd	Total
Evansville		27	32	59
New Mexico		35	43	78

FG % 1st Half: 12-30 40.0% 2nd half: 18-31 58.1% Game: 30-61 49.2%
3FG % 1st Half: 6-15 40.0% 2nd half: 5-12 41.7% Game: 11-27 40.7%
FT % 1st Half: 5-5 100.0 2nd half: 2-4 50.0% Game: 7-9 77.8%

Officials: Gerry Pollard, Kipp Kissinger, Randy Heinenman
Technical fouls: Evansville-None. New Mexico-None.
Attendance: 8943

Score by periods: 1st 2nd Total
New Mexico 31 45 76
Evansville 27 32 59
UTEP 45 43 88

Last FG - NM 2nd-00:30, NM 2nd-00:52.
Largest lead - UE by 1: 1st-17:28, NM by 24 2nd-01:43.
UE led for 00:43, NM led for 38:49, Game was tied for 00:28.

Game 8 - New Mexico 76, UTEP 88 Dec. 2, 2017 | Don Haskins Center

Logwood Scores 22, Lobos Falter at UTEP

EL PASO, TEXAS --- Senior Sam Logwood of The University of New Mexico men's basketball team led the Lobos with 22 points on Saturday night for his third game this season registering 20+, but it wasn't enough to earn UNM the win as the Lobos fell to UTEP 88-76 in Don Haskins Center.

Midway through the second half, the Lobos (3-5) got a 14-point Miner lead down to five (61-56) on a 13-4 run before UTEP (2-6) rallied back with an 8-0 run of its own to reclaim the double-digit lead, push it to 15 (71-56) and hold out for the win.

The Lobos knocked down a pair of 3-pointers from juniors Dane Kuiper and Anthony Mathis in the final 45 seconds to reduce the Miner lead to nine (84-75), but UNM was forced to foul and UTEP's free throws sealed the Lobos' fate.

After discussing the Lobos' lackluster play in the first half, head coach Paul Weir spoke about the second-half spark that led UNM to outscore the Miners 45-43 over the final 20 minutes.

"Unfortunately, it was a halftime speech that got us to where we needed to be," coach Weir said. "But just like the Maryland game, it was just too late to come back from 15 on the road, it just doesn't happen every time. We'd like it to, but it just doesn't."

"I don't think I'll think offense was the problem... I think our inability to play defense is getting very troubling. Tonight we just couldn't stop those guys, it's concerning and we just need to improve."

As a team, UNM shot 37.5 percent from the floor compared to 53.7 percent for the Miners however, despite the lopsided overall percentages both teams fired at nearly the same rate from three. UNM went 11-of-31 from behind the arc (35.5 percent) while UTEP was 9-of-24 (37.5 percent). UNM has registered at least 10 3-pointers in five of its seven games.

The Lobos entered the game ranked third in the nation in free throw percentage, but had their lowest performance of the season from the stripe, going 23-for-35 (65.7 percent).

Defensively, the Lobos outrebounded UTEP 37-33 and turned them over 14 times, while committing 14 turnovers of their own. The Miners tallied 16 points off of UNM's turnovers compared to 11 for the Lobos.

Not only did Logwood register his fifth game scoring in double figures this season, but Mathis tallied 13 points for his sixth double-digit game and senior Antino Jackson scored 10 points for his third.

Logwood also added seven rebounds to go along with junior Troy Simons' eight and freshman Vladimir Pinchuk's seven.

The Lobos will return to action on Wednesday, Dec. 6 when they travel to take on Colorado at 7 p.m. MT on the Pac-12 Network.

Game #8

New Mexico 76 • 3-5

		Total	3-Ptr	Rebounds		FT-FTA		Off	Def	Tot	PF	TP	A	To	Bk	Stl	Min
##	Player	FG-FGA	FG-FGA	FT-FTA	Off	Def	Tot	PF	TP	A	To	Bk	Stl	Min			
02	LOGWOOD, Sam	8-12	1-1	5-7	3	4	7	3	22	4	3	0	30				
09	FURSTINGER, Joe	0-2	0-1	0-0	0	1	1	5	0	0	3	0	12				
01	McNEAL, Chris	1-5	1-4	6-6	0	3	3	1	9	3	0	0	1	34			
11	SIMMONS, Jachai	0-3	0-2	0-0	0	1	1	1	0	1	0	0	0	7			
14	KUIPER, Dane	2-6	2-5	0-0	1	3	4	6	0	0	0	0	19				
03	JACKSON, Antino	3-6	2-4	2-5	0	4	4	10	1	2	0	2	23				
10	MALUACH, Makuach	1-1	1-1	2-2	0	0	0	2	5	0	2	0	1	11			
15	PINCHUK, Vladimir	2-3	0-0	1-6	1	6	7	3	5	0	0	0	0	25			
31	SIMONS, Troy	1-9	1-5	3-5	4	4	8	2	6	1	4	0	0	25			
32	MATHIS, Anthony	1-9	3-8	4-4	0	1	1	13	1	0	0	0	0	16			
Team		0	2	0	1	0	1							200			
Totals		21-56	11-31	23-35	10	27	37	25	76	11	14	0	4	200			

FG % 1st Half: 9-25 36.0% 2nd half: 12-31 38.7% Game: 21-56 37.5%
3FG % 1st Half: 4-16 25.0% 2nd half: 7-15 46.7% Game: 11-31 35.5%
FT % 1st Half: 9-13 69.2% 2nd half: 14-22 63.6% Game: 23-35 65.7%

UTEP 88 • 2-6

		Total	3-Ptr	Rebounds		FT-FTA		Off	Def	Tot	PF	TP	A	To	Bk	Stl	Min
##	Player	FG-FGA	FG-FGA	FT-FTA	Off	Def	Tot	PF	TP	A	To	Bk	Stl	Min			
01	THOMAS, Paul	3-5	0-0	4-5	0	5	5	4	10	3	1	0	0	24			
02	HARRIS, Omega	9-11	4-4	6-6	0	3	3	3	28	2	1	0	1	34			
03	King, George	2-2	1-1	0-0	0	1	1	1	3	1	3	0	0	9			
04	OSBORNE, Isaiah	3-11	0-6	4-6	0	8	8	3	10	1	1	0	2	35			
25	FRANZ, Keith	6-11	2-7	2-2	0	7	7	4	16	1	2	0	0	13			
04	SMITH, Trier	0-0	0-0	1-2	1	2	3	1	0	2	0	0	1	25			
11	FLAGGERT, Jake	1-5	1-3	1-2	1	2	3	5	4	2	0	0	21				
15	MAGEE, Kobe	6-9	1-3	3-4	0	2	2	1	16	0	3	0	0	30			
21	TOUTCHET, Trey	0-0	0-0	0-1	1	1	2	0	0	0	0	0	0	9			
Team		0	2	0	1	0	1							200			
Totals		29-54	9-24	21-27	2	31	33	25	88	10	14	0	4	200			

FG % 1st Half: 16-28 57.1% 2nd half: 13-26 50.0% Game: 29-54 53.7%
3FG % 1st Half: 5-13 38.5% 2nd half: 4-11 36.4% Game: 9-24 37.5%
FT % 1st Half: 8-10 80.0% 2nd half: 13-17 76.5% Game: 21-27 77.8%

Officials: Rick Randall, Rick O'Neill, Roderick Dixon
Technical fouls: New Mexico-LOGWOOD, Sam. UTEP-None.
Attendance: 6394

Score by periods		1st	2nd	Total
New Mexico		31	45	76
UTEP		45	43	88

Last FG - NM 2nd-00:37, UTEP 2nd-01:14.
Largest lead - NM by 2 1st-19:51, UTEP by 15 2nd-05:33.
NM led for 01:00, UTEP led for 38:30, Game was tied for 00:30.

Score tied - 1 time.
Lead changed - 1 time.

Game 9 - New Mexico 57, Colorado 75 Dec. 6, 2017 | Coors Events Center

Lobos Defeated at Colorado in Second Half

BOULDER, COLO. --- Despite a strong first-half performance, The University of New Mexico men's basketball team suffered a 75-57 loss on the road at Colorado on Wednesday night, letting a two-point halftime margin slip away over the final 10 minutes of the game.

Junior Anthony Mathis led the Lobos (3-6) with 15 points, just one shy of his career-high, as the only Lobo to score in double figures. Mathis went for 5-for-9 from the field including 3-for-6 from three and 2-for-3 from the free throw line.

The Lobos started out strong, turning the Buffalos (7-1) over three times in just the first three minutes, exhibiting an outstanding defense that burst on the scene with arguably the most energy and intensity it has had all season. UNM held the Buffs scoreless for the first two minutes of the game and eventually forced 23 turnovers.

"I think defensively, it was a little bit of a step forward for us tonight, particularly the first 28-29, actually 31-32 minutes," head coach Paul Weir said. "I thought our defensive energy was really good and man if we could just find a way to convert some layups and some free throws I really think it would put us over the top."

The Lobos struggled from the floor going 21-for-71 for a season-low 29.6 percent field-goal percentage while shooting 29.0 percent from three (9-31) on the night.

"We got a lot of really good looks I thought around the rim, (Colorado) just

2017-18 BOX SCORES AND RECAPS

Game 10 - New Mexico 62, NMSU 65 Dec. 9, 2017 | Dreamstyle Arena

Lobos Fall to NMSU in Last-Minute Heartbreaker

ALBUQUERQUE, N.M. --- With 6:40 to go in one of the biggest and most intense rivalries in The University of New Mexico history, the Lobos led the New Mexico State Aggies by eight, 56-48, on Saturday night in Dreamstyle Arena - The Pit before dropping a heartbreaker by a final score of 65-62. The Lobos missed a tough, last-second three-pointer that would have tied the game.

The Lobos (3-7) outshot the Aggies (7-2) from 3-point range 28.6 percent to 20.0 percent and from the free throw line (70.6-50.0) in the outstanding defensive effort while scoring 14 points off of 17 NMSU turnovers.

UNM was led by senior Antino Jackson who compiled 14 points, his second-highest total of the season, including three from behind the arc. Junior Troy Simons posted 13 points and a team-best seven rebounds.

"I think this was just a newer team trying to find its way against a veteran team that's won a lot of games," head coach Paul Weir said. "I think that NMSU knows how to win those (close) games and has the experience to do it, and we're still trying to figure that out.

"These guys are fighting and I can't say anything negative about them ... they are giving it all they've got, we just have to find a way to improve and find a way to win games like this before the season is over."

Despite being down their leading scorer in arguably one of the biggest games of the year, the Lobos battled and went up on the Aggies, who reached the NCAA Tournament last season as the WAC Champions, by as much as nine points with 10 minutes left in the game. Nine points was the largest lead of the game by either team.

Freshman Makuach Maluach earned his first career start on the night. At the 10-minute mark, Maluach slammed a crowd-pleasing, one-handed dunk with unmatched enthusiasm from an excited Lobo crowd.

NMSU responded with three points from the game's leading scorer Zach Lofton, who tallied a game-high 22 points on the night, to cut the Lobo lead to six and eventually whittle UNM's advantage to three, 56-53 with 5:21 left.

The Aggies cut the deficit to one, 57-58 on a Lofton jumper and overtook the Lobos at the 2:34 mark on a Lofton layup, holding on for the win.

Lobo junior Anthony Mathis, who has been hot from behind the arc as of late, got a good look with the seconds winding down, but was forced to shoot from deep at the last second and missed. Mathis is 48.2 percent (27-56) on the season from three. Senior Joe Furstinger nearly got the putback before time expired.

As a team, UNM shot 39.9 percent compared to 42.6 percent for NMSU. The game marked just the second time this season that UNM committed more turnovers than it's opponent (19-17). NMUS outscored the Lobos in the paint, 36-20, but UNM collected more points on the fast break, 11-8. Both teams tallied 13 second-chance points on the night.

The Lobos will have seven days to recuperate from Saturday's game vs. NMSU before taking on Arizona on Saturday, Dec. 16 at Dreamstyle Arena - The Pit on CBS Sports Network at 6 p.m.

Game 11 - New Mexico 73, Arizona 89 Dec. 16, 2017 | Dreamstyle Arena

Kuiper scores 24, Lobos battle but fall to #23 Arizona

ALBUQUERQUE, N.M. --- The University of New Mexico men's basketball team battled No. 23 Arizona to an 89-73 loss at Dreamstyle Arena - The Pit on Saturday night in front of an enthusiastic, season-high crowd of 13,207. The Lobos rallied back from a 19-point deficit to trail by just seven with 3:56 remaining, but it wasn't enough to overcome the Wildcats, who shot 64.0 percent from the field.

"I thought the game was played and moving at the pace we wanted," head coach Paul Weir said. "There's another part of our energy level, defensively, that wasn't good enough. It has to get better.

"You do have to give Arizona some credit. They shot the heck out of the basketball tonight. I know those guys are skilled enough to shoot threes and they are special. They really showed how good of a team they are, made a lot of big shots - that is a good basketball team."

The Lobos (3-8) were unable to complete the comeback against the ranked Wildcats despite junior Dane Kuiper's career-best 24-point performance. Kuiper, who was celebrating his birthday, shot 70 percent (7-10) from the field and 75 percent (6-8) from behind the three-point arc, adding a perfect 4-4 from the free throw line. Troy Simons added 12 points on 40 percent (4-10) shooting. Senior Sam Logwood posted eight points in his first game back with the team after his brief leave of absence.

The Lobos shot 38.7 percent as a team, including 35.3 percent from behind the arc and 92.9 percent from the free throw line, but Arizona outscored New Mexico 42-20 in the paint and out rebounded the Lobos 35-23. UNM held the Wildcats to six offensive rebounds and seven second-chance points. In the second half, UNM matched Arizona, both notching 40 points.

After trailing by 15, 72-57, with 9:28 to go in the second half, the Lobos cut the Wildcat lead to eight at 74-66 on baskets from Simons, Logwood and Kuiper. It marked the first time since the 11:57 mark of the first half that the Lobos trailed by less than ten. Kuiper managed to cut the lead to seven twice, first on a three with 5:05 to go and then on a pair of free throws with 3:56 remaining, but the Lobos were unable to close the margin any further.

Arizona (8-3) widened the lead back to double digits and then continued with a commanding 12-point advantage with 1:05 to go, finishing the game on a 7-0 run en route to the 89-73 final.

The Lobos trailed 11-5 three minutes into the game but went on a 5-0 run behind a layup and a 3-point play from Simons to bring the game within one, 11-10. Arizona answered with an 11-3 run over the next two minutes to stretch its lead back to nine, 22-13, but freshman Makuach Maluach hit a three-pointer to cut the lead to six, 22-16.

After another 9-0 streak by the Wildcats, Kuiper added a layup and 3-pointer to keep the Lobos within ten, 31-21.

The Wildcats took their largest lead of the first half from four Allonzo Trier free throws with 18 seconds left as they made the score 49-31. Senior Antino Jackson hit a jumper as time expired to enter halftime trailing by 16, 49-33.

"We just couldn't get a break to go our way," Weir said. "When you're down 16 points, it's just hard to spot somebody that much."

The Lobos shot 41.4 percent from the field in the first half, including 35.7 percent from three. They added another four points from the free throw line, going a perfect 4-for-4 in the half.

UNM and Arizona opened the second half trading 3-point plays to make the score 52-36. Junior Chris McNeal hit his first three of the night off an offensive rebound to cut Arizona's lead to 13, 54-41, with 16:25 on the clock.

Junior Anthony Mathis, who is shooting 48.3 from behind the arc this season, drilled back-to-back threes with 12 minutes to go to make the score 66-54 and prevent Arizona from pulling away, setting up the UNM comeback attempt.

The game marked the first time since Jan. 16, 1999 that Arizona traveled to play in Albuquerque, when the Lobos beat the Wildcats 79-78. When the two teams met last year in Tucson, then-ranked No. 18 Arizona topped New Mexico 77-46. Saturday's contest also marks UNM's first ranked opponent of the season.

New Mexico will stay at home to face Rice in Dreamstyle Arena - The Pit, continuing the Lobos' five-game home stand, on Tuesday, Dec. 19 at 7:30 p.m.

Game 12 - New Mexico 78, Rice 69 Dec. 19, 2017 | Dreamstyle Arena

Lobos Snap Loss Streak with Victory over Rice

ALBUQUERQUE, NM --- Senior Joe Furstinger recorded his first career double-double (17 points, 12 rebounds) and four other Lobos scored in double digits to lead The University of New Mexico men's basketball team past Rice 78-69 in Dreamstyle Arena - The Pit on Tuesday night.

Furstinger, in his first game of the season off the bench, set career-highs in points and rebounds, breaking his previous bests of 11 in each. His double-double was the first in points and rebounds for the Lobos since senior Sam Logwood recorded 12 points and 11 rebounds last season on Feb. 25 against Wyoming, making it the first for UNM this season.

Tuesday night also marked the third time this season that the Lobos had five players score in double digits. Furstinger led the way with his 17, followed by Logwood (15), juniors Troy Simons (15), Chris McNeal (13) and Dane Kuiper (10). Kuiper also posted a game-high six assists for a new career high.

"I think we all wanted a huge, blowout win - or whatever that may be - to say that we're back and all that, but it's Division I basketball and you have to earn the right to win," head coach Paul Weir said. "I feel like we are earning the right to win, these guys work really hard.

"We spend a lot of time on the court. We spend a lot of time in the film room. We're trying to fix our weaknesses, and so far, these kids have bought in. There's not a lot of kids, at 3-8, that would look at a first-year coach and buy in, but they're still buying in and I'm thankful for that."

The Lobos (4-8) controlled the majority of the game, never trailing past the 16:34 mark of the first half.

Junior Anthony Mathis and freshman Vladimir Pinchuk got their first career starts against the Owls (3-9), and Pinchuk quickly put the Lobos on the board with a layup in the first 40 seconds of play.

The Lobos fell behind three, 10-7 at the 17:16 mark but went on a 5-0 run to take a two-point lead, 12-10, with 16:34 remaining in the half. After being tied at 14, Simons and McNeal hit back-to-back threes to put the Lobos up six, 20-14, with 11:53 on the clock.

UNM widened its lead to nine, 27-18, with a layup from Logwood with 9:12 left to play in the half. The Owls closed the lead to three, 31-28, on a series of layups with six minutes to go. A minute later, the Lobos extended the margin back to eight, 36-28, on a Furstinger layup and Simons three, but Rice went on an 8-0 run to tie the game at 36 with 4:12 on the clock.

New Mexico answered with a 7-2 run to end the half leading 43-38, holding Rice to just two points on a pair of free throws in the last four minutes of play.

The Lobos shot 46.9 percent from the field in the first half, including 27.8 percent from behind the arc and 88.9 percent from the free throw line. New Mexico outrebounded Rice 17-13 in the first half.

Simons opened the second half with a dunk to put New Mexico up seven, 45-38, with 18:48 to go. McNeal drilled a three with 13:56 on the clock to give the Lobos a 10-point lead, 54-44, their largest of the night. They extended that lead to 12, 56-44, on a pair of Furstinger free throws. After Rice closed the Lobo margin to six, 61-55, Simons nailed back-to-back threes within 16 seconds to widen the lead back to 12, 67-55, with 8:41 on the clock.

The Owls continued to edge back into the game, cutting the lead to five, 68-63, but a Furstinger three-point play put the Lobos back up eight, 71-63 with 5:08 to play. Logwood hit a pair of free throws to widen the margin back to ten, 73-63.

Kuiper's two free throws with 28 seconds remaining made him the fifth Lobo to score in double figures, and made the score 78-66. The Owls scored off a free throw and a layup as time expired to make the final 78-69.

New Mexico shot 40.3 percent and finished with 40 rebounds for the first time since the season opener against Northern New Mexico. The Lobos outrebounded the Owls 40-36, marking the third time this season and the first time since Omaha that UNM has outrebounded its opponent. The Lobo bench outscored Rice's 62-28.

The Lobos continue a five-game home stretch as they face Prairie View A&M on Friday, Dec. 22 in Dreamstyle Arena - The Pit at 7 p.m.

Not only is Friday's game the second "Friends and Family Day" allowing students to bring three free guests to the student section, but it will also be broadcast live on AT&T SportsNet.

Game #10

New Mexico State 65 • 7-2

##	Player		FG	FGA	3-P	3-PTA	FT	FTA	Off	Def	Totl	PF	TP	A	T	Blk	Stl	Min
10	Jones, Jernemo	r	2-6	0-1	4-5	1	9	10	4	8	2	4	1	4	1	4	29	
11	Wilkins, Johnathon	r	3-4	0-0	0-0	1	3	4	4	6	1	3	2	0	0	15		
12	Harris, AJ	g	5-17	2-7	0-0	3	1	4	1	12	3	2	1	0	0	33		
13	N'Dir, Sidy	g	1-3	0-1	0-0	0	1	1	3	2	1	3	1	0	0	26		
23	Lofton, Zach	g	8-16	1-5	5-12	2	4	6	2	22	2	4	0	2	0	37		
30	Jones, Keyon	g	2-5	1-4	0-1	0	2	2	1	5	1	0	0	0	0	16		
01	Buchanan, Shunn	g	0-2	0-1	0-0	0	1	1	0	0	1	0	0	0	0	9		
12	Chuha, Eli	g	1-3	0-1	0-0	1	1	2	4	2	0	0	0	1	0	8		
35	McCants, Johnny	g	4-5	0-0	0-0	4	6	10	2	8	0	0	1	2	0	27		
	Team					3	1	4										
Totals			26-61	4-20	9-18	15	29	44	21	65	11	17	6	8	200			
FG % 1st Half: 13-33 39.4% 2nd half: 13-28 46.4% Game: 26-61 42.6% Deadball Rebounds 2																		
3FG % 1st Half: 4-12 33.3% 2nd half: 0-0 0.0% Game: 4-20 20.0%																		
FT % 1st Half: 5-8 62.5% 2nd half: 4-10 40.0% Game: 9-18 50.0%																		

New Mexico 62 • 3-7

##	Player	FG	FGA	3-P	3-PTA	FT	FTA	Off	Def	Totl	PF	TP	A	T	Blk	Stl	Min
05	FURSTINGER, Joe	r	3-3	1-1	0-0	0	1	1	2	7	1	3	2	0	0	20	
10	MALUACH, Makuach	r	3-6	1-3	0-1	1	1	2	3	7	0	2	0	0	0	24	
03	JACKSON, Antino	g	5-13	3-8	1-2	1	2	3	14	1	4	0	1	0	0	25	
11	SIMMONS, Jachai	g	2-6	1-4	0-1	0	2	2	1	5	1	0	1	0	0	25	
31	SIMONS, Troy	g	4-10	1-3	4-4	5	2	7	4	13	0	1	0	0	0	24	
01	MCNEAL, Chris	g	1-6	0-4	2-3	0	3	3	1	4	2	4	0	0	0	28	
14	KUIPER, Dane	g	0-2	0-1	0-0	0	4	3	0	3	3	1	1	0	0	17	
15	PINCHUK, Vladimir	g	2-3	0-0	2-3	1	4	3	6	0	1	0	0	0	0	18	
32	MATHIS, Anthony	g	1-5	1-4	3-3	0	2	2	1	6	1	0	0	0	0	19	
	Team					1	5	6									
Totals			21-54	8-28	12-17	9	27	36	20	62	9	19	3	5	200		
FG % 1st Half: 11-27 40.7% 2nd half: 10-27 37.0% Game: 21-54 38.9% Deadball Rebounds 0																	
3FG % 1st Half: 5-14 35.7% 2nd half: 3-14 21.4% Game: 8-28 28.6%																	
FT % 1st Half: 6-7 85.7% 2nd half: 6-10 60.0% Game: 12-17 70.6%																	

Officials: David Hall, Eric Curry, Shawn Leligh
Technical fouls: New Mexico State-None. New Mexico-None.

Score by periods	1st	2nd	Total
New Mexico State	35	30	65
New Mexico	33	29	62

Last FG - NMSU 2nd-01:43, NM 2nd-06:40.
Largest lead - NMSU by 7 1st-06:24, NM by 9 2nd-10:00.
NMSU led for 18:22. NM led for 20:21. Game was tied for 01:17.

Game #11

Arizona 89 • 8-3

##	Player	FG	FGA	3-P	3-PTA	FT	FTA	Off	Def	Totl	PF	TP	A	T	Blk	Stl	Min
14	Ristic, Dusan	r	4-6	0-0	0-0	1	8	9	3	8	1	1	0	0	0	25	
13	Ayton, Deandre	g	7-9	0-0	0-0	2	11	13	1	14	0	1	2	0	0	36	
00	Jackson-Carwright,P	g	3-5	2-4	0-1	0	2	2	4	8	5	1	0	2	0	27	
01	Alkins, Rawle	g	9-11	3-3	5-5	2	3	5	1	26	2	3	0	1	0	31	
35	Trier, Allonzo	g	6-9	2-2	8-9	0	0	1	22	5	2	0	0	0	0	37	
03	Smith, Dylan	g	1-4	1-2	0-0	0	3	3	1	3	2	2	1	0	0	18	
05	Bundolph, Brandon	g	2-4	1-2	2-4	0	0	0	1	7	1	0	0	0	0	14	
11	Lee, Ari	g	0-2	0-0	1-2	1	2	3	2	1	1	0	1	0	0	10	
25	Pinder, Keanu	g	0-0	0-0	0-0	0	0	0	0	0	0	0	0	0	0	2	
	Team					0	0	0									
Totals			32-50	9-13	16-21	6	29	35	14	89	17	10	5	4	200		
FG % 1st Half: 17-24 70.8% 2nd half: 15-26 57.7% Game: 32-50 64.0%																	
3FG % 1st Half: 6-7 85.7% 2nd half: 3-6 50.0% Game: 9-13 69.2%																	
FT % 1st Half: 9-10 90.0% 2nd half: 7-11 63.6% Game: 16-21 76.2%																	
Rebounds																	

New Mexico 73 • 3-8

##	PLAYER	FG		3-PT		Rebounds				PF	TP	A	T	Blk	Stl	Min
		FG%	FGA	FG%	FGA	FT	FTA	Off	Def							
05	FURSTINGER, Joe	r	2-5	0-1	3-3	1	4	5	1	7	3	0	0	2	0	30
14	KUIPER, Dane	r	1-10	6-8	4-4	0	2	2	3	24	0	0	0	0	0	24
03	JACKSON, Antino	g	2-7	1-3	0-0	0	1	1	3	5	1	3	0	1	0	19
10	MALUACH, Makuach	g	2-5	1-4	0-0	1	1	2	5	2	0	1	0	0	0	12
11	SIMMONS, Jachai	g	0-0	0-0	0-0	0	0	0	2	0	1	0	0	0	0	12
01	MCNEAL, Chris	g	2-9	2-8	0-0	1	3	4	6	2	3	0	0	1	0	28
02	LOGWOOD, Sam	g	3-10	0-1	2-3	3	1	4	1	8	5	0	0	0	0	26
15	PINCHUK, Vladimir	g	0-0	0-0	0	1	0	1	1	0	0	0	0	1	0	11
06	SIMONS, Troy	g	4-9	0-5	4-4	3	1	2	3	12	1	1	0	2	0	24
32	MATHIAS, Anthony	g	2-4	2-4	0-0	0	0	0	2	6	0	0	0	0	0	16
Totals			24-62	12-34	13-14	15	18	23	21	75	15	7	2	6	200	
FG % 1st Half: 12-29 41.4%		2nd half: 12-33 36.4%		Game: 24-62 38.7%		Deasabon Rebounds										

2017-18 BOX SCORES AND RECAPS

Game 13 - New Mexico 87, Prairie View A&M 78 Dec. 22, 2017 | Dreamstyle Arena

Lobos Win Second Straight 87-78 over PVAMU

ALBUQUERQUE, N.M. --- Senior Joe Furstinger led The University of New Mexico men's basketball team to its second straight victory, a resounding 87-78 final over Prairie View A&M, on Friday night in Dreamstyle Arena - The Pit. Furstinger registered a career-high 20 points and tallied his second straight career double-double on the night.

One game after setting a career-high 17 points against Rice, Furstinger broke it against the Panthers, shooting 50 percent from the field and adding perfect 12-12 from the free throw line while grabbing 10 rebounds. Twelve free throw ties for third in the Mountain West in a single game this season and also elevates his free throw percentage to 90.2% (37-41) good for first in the league as of stats through Dec. 21.

The Lobos (5-8) shot 46.7 percent from the field, including 36.7 percent from behind the arc. For the second straight game, UNM outrebounded its opponent. The Lobos posted a 39-29 edge on the boards, compiling 15 on offense, the second most in a game this season.

Senior Antino Jackson finished the night with 17 points while junior Dane Kuiper tallied 14 as the third Lobo to reach double figures on the night. Also helping to lead the Lobos was junior Jachai Simmons who posted six points and dished four assists, tying his season high.

Simmons put the Lobos on the board with a dunk in the first minute of play, followed by a Panther jumper and a three from Jackson to put New Mexico ahead 5-2 under two minutes into the game. The Lobos took a five-point lead, 11-6, on a pair of Furstinger free throws with 16:31 on the clock and Prairie View went on a 5-0 run to tie the score at 11, the first of five ties on the night. A Logwood layup put the Lobos back up by two, 13-11, with 15:19 to play in the half.

The Panthers (2-11) tied the score again at 16 and took their first and only lead of the night, 19-18, on a three with 13:35 remaining. The lead lasted just five seconds as Furstinger regained the lead for the Lobos, 24-21, with two free throws, a layup and a dunk within 55 seconds. Within his first seven minutes on the floor, Furstinger had registered 12 points.

Furstinger hit two more free throws to close scoring for the half with the Lobos leading by eight, 49-41, capping his outstanding 16-point first half that included 10-for-10 from the free throw line.

In the opening 30 seconds of the second half, the Lobos extended their lead to 10, 51-41, as Furstinger made yet another pair of free throws to set his new career-high (12).

Prairie View went on a 9-0 run to make it 51-50 before UNM responded with a 16-2 run over the next four minutes, making it 67-52 UNM. During the stretch, the Lobos nailed four 3-pointers off the hands of junior Troy Simons, Jackson and a pair from Kuiper.

Kuiper's back-to-back threes gave UNM the 15-point lead, the Lobos' largest of the night to that point, with 11:41 on the clock.

The Lobos allowed Prairie View within seven before another Kuiper three and layup put New Mexico up by its largest margin 20, 84-64, with 4:14 to go.

The Panthers chipped away over the final four minutes, narrowing the Lobo lead to nine at the final buzzer, 87-78.

UNM will finish its five-game home stand Wednesday, Dec. 27 at 7 p.m. with its Mountain West opener against Air Force in Dreamstyle Arena - The Pit.

Game #13

Prairie View A&M 78 • 2-11

##	Player		Total	FG	FGA	3-Pr	FG	FGA	FT	FTA	Rebounds	Off	Def	TO	PF	TP	A	TO	Blk	Stl	Min	
13	Iwlin Ellis	r	4-4	0-0	0-0	1-4	5	2	8	1	1	1	0	0	24							
12	Zachary Hamilton	r	11-17	5-7	4-5	2	3	1	31	0	0	0	0	1	28							
12	J.D. Wallace	c	2-2	0-0	0-0	1	1	2	2	4	0	0	0	3	4	30						
03	Gray Blackston	g	2-8	1-2	4-5	1	2	3	9	6	3	0	1	30								
11	Dennis Jones	g	10-10	1-1	0-5	0	0	4	15	8	6	0	2	30								
00	Troy Thompson	g	0-2	0-2	0-0	0	0	0	0	0	0	0	0	4								
01	Keion Alexander	g	0-0	0-0	0-0	0	1	2	0	0	1	2	1	9								
04	Juan Hood	g	0-1	0-0	0-0	0	0	0	0	0	0	0	0	0+								
21	Shay/Rone Jett	g	0-3	0-1	0-0	1	0	1	2	0	0	1	0	3								
27	Shaquille Preston	g	2-7	0-2	0-0	2	4	6	3	4	1	3	0	22								
30	Austin Starr	g	2-4	2-3	1-2	1	2	3	7	1	1	0	1	20								
	Team					0	3	3														
	Totals		30-58	9-18	9-17	9	20	29	22	78	17	16	6	10	200							
FG % 1st Half:	15-28	53.6%	2nd half:	15-30	50.0%	Game:	30-58	51.7%													Deadball	
3-Pr % 1st Half:	4-7	57.1%	2nd half:	5-11	50.0%	Game:	9-17	52.9%													Rebounds	
FT % 1st Half:	7-13	53.8%	2nd half:	5-10	50.0%	Game:	9-17	52.9%													3	

FG % 1st Half: 15-28 53.6% 2nd Half: 15-30 50.0% Game: 30-58 51.7%
3FG % 1st Half: 4-7 57.1% 2nd Half: 5-11 45.5% Game: 9-18 50.0%
FT % 1st Half: 7-13 53.8% 2nd Half: 2-4 50.0% Game: 9-17 52.9%

New Mexico 87 • 5-8

#	Player	r	Total		3-Pr		Rebounds				PF	TP	A	TO	Blk	Stl	Min	
			FG	FGA	FG	FGA	FT	FTA	Off	Def								Total
05	FURSTINGER, Joe	r	4	8	0	1	12	12	4	6	10	0	20	4	1	0	32	
15	PINCHUK, Vladimir	r	1	1	0	0	0	1	1	1	2	2	1	0	0	0	15	
03	JACKSON, Antino	g	6	11	4	8	1	2	0	2	2	17	3	2	0	1	31	
11	SIMMONS, Jachai	g	2	5	1	3	1	2	0	0	0	2	6	4	0	1	1	21
31	SIMONS, Troy	g	3	10	2	6	0	0	3	1	4	1	8	2	0	1	1	28
08	MALUACH, Chris	g	2	7	1	5	0	0	0	0	0	0	1	3	0	0	0	23
02	LOGWOOD, Sam	g	4	7	0	0	0	0	1	3	4	2	8	1	4	0	1	10
10	MALUACH, Makuach	g	0	1	0	1	4	4	1	2	3	0	4	0	1	1	13	
14	KUIPER, Dane	g	5	7	3	4	1	1	0	4	4	3	14	0	2	0	1	19
32	MATHIS, Anthony	g	1	3	0	2	1	2	1	2	3	2	3	1	0	0	0	10
	Team								4	3	7							
	Totals		28	60	11	30	20	24	15	24	39	16	87	17	14	3	7	200
FG % 1st Half: 14-29 48.3% 2nd half: 14-31 45.2% Game: 28-60 46.7% Deadball																		
3FG % 1st Half: 4-13 30.8% 2nd half: 7-17 41.2% Game: 11-30 36.7%																		
FT % 1st Half: 17-19 89.5% 2nd half: 15-18 83.3% Game: 20-24 83.3% Rebounds 1																		
OFFENSE: 1st Half: 14-29 48.3% 2nd Half: 14-31 45.2%																		

FG % 1st Half: 14-29 48.3% 2nd Half: 14-31 45.2% Game: 28-60 46.7%
3FG % 1st Half: 4-13 30.8% 2nd Half: 7-17 41.2% Game: 11-30 36.7%
FT % 1st Half: 17-19 89.5% 2nd Half: 3-5 60.0% Game: 20-24 83.3%

Officials: Mike Scophers, Gerry Pollard, Winston Stith
Technical fouls: Prairie View A&M-None. New Mexico-None.
Attendance: 9423

Score by periods	1st	2nd	Total
Prairie View A&M	41	37	78
New Mexico	49	38	87

Last FG - PV 2nd-00:25, NM 2nd-01:32.
Largest lead - PV by 1 1st-13:35, NM by 20 2nd-04:14.
PV led for 00:05, NM led for 36:55. Game was tied for 03:00.

Score tied - 5 times.
Lead changed - 2 times.

48

Game 14 - New Mexico 87, Air Force 58 Dec. 27, 2017 | Dreamstyle Arena

Lobos Open MW Play with 29-point win over Air Force

ALBUQUERQUE, N.M. --- The University of New Mexico men's basketball team earned its third straight victory on Wednesday night to kick off Mountain West play with a 29-point win over the visiting Air Force Falcons in Dreamstyle Arena - The Pit.

Senior Joe Furstinger registered his third straight double-double, the first Lobo to achieve the feat since the 2015-16 season. With his 12 points and 12 rebounds, Furstinger was one of six Lobos to score in double figures on the night including junior Jachai Simmons who captured his first double-digit game of the season with 15 points.

Simmons led the Lobos (6-8, 1-0 MW) offensively on the evening, followed by junior Dane Kuiper (13), junior Anthony Mathis (11) and seniors Sam Logwood (10) and Antino Jackson (10).

Jackson nearly hit his second point-assist double-double of the season, adding nine assists to his 10 points.

Both UNM and Air Force (6-7, 0-1 MW) opened their first conference game of the season a bit lackluster offensively as the score was 2-0 Air Force nearly five minutes into the game until Furstinger scored the Lobos' first point on a free throw at the 15:18 mark. Head coach Paul Weir attributed the early score to outstanding Lobo defense.

"That first four minutes of the game might have been my favorite four minutes of our season," Weir said. "I think it was like 2-0 and all we were doing was playing defense, and we didn't care about where the ball was going in. It was going to be a war, and I loved that."

The Lobos began pouring on the points however and over the next eight minutes jumped out to a 13-point lead on a 12-0 run. The run was kicked off by back-to-back Kuiper three-pointers and capped with an exciting Simmons-Chris McNeal-Simmons steal and alley-oop as well as a Furstinger dunk.

On the alley-oop, Simmons and McNeal demonstrated teamwork at its finest as Simmons snatched the ball on defense, quickly passed to McNeal and the pair rushed down court. McNeal dished back to Simmons for the fast-break alley-oop that made the crowd of 10,000 shriek.

Jackson hit a three with three seconds left in the first half to put the Lobos up 16, 36-20 at the break. The last time UNM held a team to less than 20 points in the first half was two seasons ago on Jan. 9, 2016 when the Lobos held Utah State to 18.

The Lobos opened the second half on a 10-3 run to get out to a 22-point lead with 15:07 left to play and extended the lead to 28 on back-to-back threes from Simmons with 4:47 to go.

The largest Lobo lead of the night was 31 with 39 seconds left.

UNM will hit the road for a pair of back-to-back conference matchups. The Lobos will face the team picked to finish first in the league this season, Nevada, on Saturday before traveling to Boise State on Wednesday, Jan. 3. Saturday's game at Nevada will be broadcast on AT&T SportsNet while Wednesday will be on ESPN3.

Game #14

Air Force 58 • 6-7, 0-1 MW

##	Player	FG-FGA	3-Pr	FT-FTA	Rebounds	PF	TP	A To Blk	Stl	Min				
12	SCOTTIE, Lavelle	5-8	0-2	2-3	1	2	12	0 4 0 0	0	17				
32	MANNING, Ryan	0-3	0-0	0-0	0	4	2	0 2 0 0	0	15				
33	TOOHEY, Frank	0-2	0-1	3-4	2	4	6	1 3 0 0	1	18				
03	TOMES, Sid	0-4	0-3	3-4	1	1	2	0 3 1 0	0	20				
20	LYONS, Trevor	2-6	0-0	0-2	0	1	4	4 1 2 0	0	24				
00	MORRIS, Caleb	1-3	0-0	0-0	1	1	2	0 2 0 0	0	4				
01	NORMAN, Dane	0-0	0-0	0-0	1	1	2	1 0 2 0	0	4				
02	SIFLES, CJ	2-4	0-1	0-0	0	1	1	0 4 3 3	0	19				
05	JOYCE, Chris	0-0	0-0	1-2	1	0	1	0 1 0 0	0	4				
13	BROWN, LeSean	0-2	0-0	0-0	0	0	0	0 1 0 0	0	5				
14	MALUACH, Makuach	1-4	1-2	0-0	0	1	1	1 3 0 0	0	13				
22	LOUDER, Pervis	3-5	0-1	0-1	0	1	1	0 6 1 1	0	15				
30	DEWANE, Jonathan	3-4	0-0	2-3	3	3	0	8 0 0 0	0	7				
34	SWAN, Ryan	3-8	1-2	0-1	1	3	4	2 7 0 1	1	17				
44	VAN SOLEN, Keaton	2-5	1-2	0-0	2	4	6	2 5 0 2	0	18				
Team					2	1	3							
Totals		22-58	3-16	11-20	15	24	39	15	58	7	17	2	4	200
FG % 1st half: 8-25 32.0% 2nd half: 14-33 42.4% Game: 22-58 37.9%														
3FG % 1st half: 2-9 22.2% 2nd half: 1-7 14.3% Game: 3-16 18.8%														
Reb 1st half: 11-20 55.0% 2nd half: 12-10 54.5% Game: 24-39 61.5%														
Deadball Rebounds														

FG % 1st Half: 8-25 32.0% 2nd Half: 14-33 42.4% Game: 22-58 37.9%
3FG % 1st Half: 2-9 22.2% 2nd Half: 1-7 14.3% Game: 3-16 18.8%
FT % 1st Half: 2-2 100.0% 2nd Half: 9-18 50.0% Game: 11-20 55.0%

New Mexico 87 • 6-8, 1-0 MW

##	Player	Total	FG-FGA	3-Pr	FG-FGA	FT-FTA	Off	Def	Reb	PF	TP	A	T	Blk	Stl	Min
14	KUIPER, Dane	r	4-7	3-5	2-2	0	4	4	3	13	2	0	0	3	25	
15	PINCHUK, Vladimir	r	0-0	0-0	0-0	0	1	1	4	0	0	0	1	1	14	
01	MCNEAL, Chris	c	3-8	1-6	0-0	0	4	4	1	7	4	0	1	0	22	
08	MALUACH, Makuach	r	1-5	0-0	0-0	1	2	3	1	7	1	1	0	0	18	
31	SIMONS, Troy	g	1-9	0-5	0-0	0	1	1	2	2	2	0	0	0	18	
02	LOGWOOD, Sam	g	3-10	1-2	3-4	0	4	4	2	10	0	1	0	0	22	
03	JACKSON, Antino	g	4-5	2-3	0-0	0	2	2	1	10	9	1	0	1	18	
05	FURSTINGER, Joe	g	5-7	0-0	2-3	6	6	12	2	13	3	1	2	1	26	
11	SIMMONS, Jachai	g	6-7	3-4	0-0	0	2	2	15	0	1	0	1	0	19	
32	MATHIS, Anthony	g	3-5	3-5	2-3	0	1	1	2	11	0	0	0	0	11	
	Team					0	0	0								
	Totals		31-62	14-33	11-14	7	27	34	15	87	21	8	4	9	200	
	FG % 1st Half: 12-32	37.5%	2nd Half: 19-30	63.3%	Game: 31-62	50.0%										Deadball Rebound
	3FG % 1st Half: 4-17	23.5%	2nd Half: 6-17	35.3%	Game: 10-31	32.3%										2.1
	FT % 1st Half: 8-10	80.0%	2nd Half: 3-4	75.0%	Game: 11-14	78.6%										

FG % 1st Half: 12-32 37.5% 2nd Half: 19-30 63.3% Game: 31-62 50.0%
3FG % 1st Half: 4-17 23.5% 2nd Half: 14-33 42.4% Game: 18-33 54.5%
FT % 1st Half: 8-10 80.0% 2nd Half: 3-4 75.0% Game: 11-14 78.6%

Officials: John Higgins, Tony Padilla, Kelly Self
Technical fouls: Air Force-None. New Mexico-None.
Attendance: 10514

Score by periods	1st	2nd	Total
Air Force	20	38	58
New Mexico	36	51	87

Last FG - AF 2nd-00:25, NM 2nd-00:39.
Largest lead - AF by 21 1st-18:12, NM by 31 2nd-02:48.
AF led for 03:45, NM led for 34:27. Game was tied for 01:48.

Game 15 - New Mexico 74, Nevada 77 Dec. 30, 2017 | Lawlor Events Center

Lobos Nearly Upset Defending MW Champs Nevada, 77-74

RENO, NEV. --- The University of New Mexico men's basketball team nearly pulled off an exciting upset over defending Mountain West Champions Nevada on Saturday on the road, falling 77-74 after a missed, last-second 3-point attempt.

The game marks the third tough contest this season that the Lobos have dropped by just one basket including against NMSU and now-ranked No. 10 TCU.

The Lobos (6-9, 1-1 MW) were led by junior Anthony Mathis who posted a career-high 17 points on the night including 5-for-8 from behind the arc. Three more Lobos also added double digits including seniors Sam Logwood (12), Antino Jackson (12) and Joe Furstinger (10).

Not only did Furstinger rack up 10 points, but he also posted 10 rebounds for his fourth straight double-double performance on the season. Jackson nearly notched a double-double of his own, adding eight assists to his 12 points.

"I think our style of play really wore them down most on the defensive end. I thought our quality of shot in the second half was terrific - we had layups, we had threes, we had wide open shots a lot," head coach Paul Weir said. "I'm glad theoretically that some of our things were trying to do are working, but they're obviously not working enough to win a game."

Nevada (13-3, 2-0 MW) also had four players score in double figures on the day including a pair of 20-point scorers in Caleb Martin (24) and Jordan Caroline (21).

As a team, the Lobos were just barely outshot from the floor 43.9-42.9 percent but held an advantage from behind the arc, 34.4-33.3 percent, and outrebounded the Wolf Pack 41-32.

Trailing 70-63 with 6:01 left to play, the Lobos went on a 7-0 run over 1:06 to tie it up 70-70 with 4:55 left on the clock. The run included back-to-back 3-pointers from Mathis within 30 seconds.

Nevada got back on top, leading by four on a pair of Caleb Martin jumpers to make it 74-70 with 1:59 left.

Martin and Logwood went back and forth to make it 76-74 before Nevada's Caroline hit 1-of-2 free throws to put the Wolf Pack up by three with 17 seconds left.

Mathis attempted a three with seven seconds on the clock, rebounded out of bounds by Nevada, allowing the Lobos a final play. UNM called a timeout and inbound the ball to junior Chris McNeal in the corner for three, but Nevada's Lindsey Drew came up with the block into the stands and with 2.3 second left, Coach Weir called UNM's final timeout.

The Lobos attempted one last 3-point play but were unable to get the shot off for the 77-74 final.

UNM offered a season-low five turnovers while committing 14. The Lobos did, however, continue their free throw streak, going 81.8 percent from the free throw line (9-of-11) compared to 65.6 percent for the Wolf Pack (19-29).

The Lobos will remain on the road for their next Mountain West matchup. UNM travels to Boise State for an ESPN3 game on Wednesday, Jan. 3 at 7 p.m. MT.

2017-18 BOX SCORES AND RECAPS

Game 16 - New Mexico 62, Boise State 90

Jan. 3, 2018 | Taco Bell Arena

Late Run Not Enough, Lobos Fall at Boise State

Boise, Idaho --- A 15-1 second-half run was not enough to turn the game around on Wednesday night as The University of New Mexico men's basketball team suffered a 90-62 loss at the hands of the (RV) Boise State Broncos on the road.

The Broncos (13-2, 3-0 MW) took an early 13-0 lead four minutes into the game after a flawless defensive effort left the Lobos (6-10, 1-2 MW) scoreless until junior Anthony Mathis opened the scoring with a 3-pointer at the 15:40 mark.

The three would mark Mathis' first of three on the night as the junior went 3-for-7 from behind the arc, 5-of-11 from the floor for a total of 13 points.

The Lobos were led by senior Joe Furstinger who posted 15 points for his fifth straight game scoring in double digits. He finished four rebounds shy of his fifth straight double-double.

Leading the way for Boise State was sophomore Justinian Jessup who posted a career-high 23 points for the Broncos.

"Boise just played a lot harder than we did, especially to start the game," head coach Paul Weir said. "We just couldn't finish around the rim. Their length around the rim really bothered us and we left a lot of points there."

The Lobos shot 34.9 percent from the floor (22-63) compared to 59.4 percent for the Broncos (38-64). UNM was also outshot behind the arc, 22.2-44.4 percent. The Lobos did, however, hold the advantage from the free throw line, shooting 80 percent (12-15) compared to 50 percent (6-12).

UNM also held an edge in turnovers, forcing 17 while committing just 13.

Wednesday's game snaps the Lobos' four-win streak over the Broncos as UNM has swept Boise State over the past two seasons.

Boise State led by 23 at the half, 45-22, and extended the lead to its largest of the night, 35, with 11:31 left on the clock in the second half. The lead marks the most of any opponent so far this season.

The Lobos exploded for a 15-1 run to close the gap to 21 points on five points from Furstinger, threes from Mathis and junior Dane Kuiper and two points apiece from seniors Sam Logwood and Antino Jackson. The run lasted 3:08 and was ended by a layup from Boise State's Robin Jorch to make it 70-47 with 7:51 left.

The Broncos ran away with the game from there, posting a 9-0 run with three minutes left to put the game out of reach.

UNM will return to action on Saturday, Jan. 6 at home against San José State at 7 p.m. on the Mountain West Network.

Game 17 - New Mexico 80, San José State 47

Jan. 6, 2018 | Dreamstyle Arena

Lobos Rout San José State, 80-47

ALBUQUERQUE, N.M. --- The University of New Mexico men's basketball team returned to .500 in Mountain West play on Saturday night with an 80-47 victory over San José State in Dreamstyle Arena - The Pit. The Lobos improve to 7-10, 2-2 in the league while the Spartans fall to 3-12, 0-4 MW.

Freshman Makuach Maluach led the Lobos in scoring for the first time in his young career, tallying 15 points while going 6-for-9 from the floor, 2-for-2 from behind the arc. He was one of five Lobos to score in double figures including junior Chris McNeal (12), junior Anthony Mathis (12), senior Antino Jackson (11) and senior Joe Furstinger (10).

The Lobos have had five or more players score in double digits in five games this season.

Furstinger just missed another double-double, posting 10 points and a game-high nine rebounds. He did, however, post his sixth straight game scoring in double figures, collect a career-best five steals, drilling his third career 3-pointer and adding four assists and two blocks to his stat line.

Mathis and junior Jachai Simmons each notched a career-high in rebounds, bringing down six and four, respectively.

As a team, the Lobos outshot the Spartans 46.7 percent to 31.8 percent and went 13-for-36 from behind the arc (36.1 percent) compared to 3-for-11 (27.3 percent) for SJSU. The last time the Lobos played an opponent to less than 35 percent from the floor was on March 4, 2017 against San Diego State (31.5 percent).

"I thought we played much better defense and were able to get some stops, particularly at the start of both halves," head coach Paul Weir said. "We were a little more contained and a little more control-oriented."

"On the defensive end, we worked really hard to keep the ball out of the post."

The Lobos entered Saturday night's contest ranked 15th in the nation in both turnover margin (4.6) and turnovers forced (17.56) and did not disappoint in the categories against SJSU. UNM forced 20 turnovers and committed just six, a season-low for the Lobos. UNM accumulated 28 points off of turnovers compared to just one point for SJSU.

"Generating turnovers is great we've done a great job of that this year," Weir said. "It's completing it on the other end and getting points out of (turnovers) that we need. Tonight was probably one of the first nights that we were able to do that almost all season."

The Spartans' 47 points marks a season low for a Lobo opponent. SJSU tallied 23 points in the first half and 24 in the second, marking the second- and third-lowest allowed by the Lobos in a half this season.

The Lobos got out to as much as a 12-point lead, 18-6, in just the first 8:13, posting an 11-0 run over 1:24 that included back-to-back 3-pointers by Jackson and another from Maluach.

SJSU responded with a 7-0 run of their own to pull the game back within five, 18-10 and again 20-15 with 7:47 left in the first half.

From there, the Lobos took off and never looked back, getting back out to a double-digit lead with 3:29 left in the half, never relinquishing it.

McNeal put the Lobos up by 16 at the half, 39-23, and the Lobos continued to build in the second, allowing the Spartans no closer than 20 points over the final 16:54 of the game. UNM's largest lead of the game, 35, came with 37 seconds left on the clock on a dunk by Simmons, assisted by redshirt-junior Mike Mondragon. Mondragon also scored his first career points in his two minutes on the floor.

The Lobos will remain at home as they take on Wyoming on Wednesday, Jan. 10 in Dreamstyle Arena at 7 p.m. The game will be broadcast on the Mountain West Network.

Game 18 - New Mexico 75, Wyoming 66

Jan. 10, 2018 | Dreamstyle Arena

Lobos Win Second Straight, Topple Wyoming 75-66

ALBUQUERQUE, N.M. --- Behind a season-high 20 points from senior Antino Jackson and senior Joe Furstinger's fifth double-double of the season, The University of New Mexico men's basketball team posted a 75-66 victory over Wyoming in Dreamstyle Arena - The Pit on Wednesday night.

New Mexico (8-10, 3-2 MW) claimed its second consecutive win after a 33-point rout of San José State on Saturday. The Cowboys (11-6, 2-2 MW) dropped their second conference game of the season after taking down (RV) Boise State in overtime on Saturday at home.

The Lobos trailed by five at the half, 32-27, but rallied in the second for a comeback victory. Prior to Wednesday's matchup, UNM was 0-9 when trailing at the half while Wyoming was 6-0 when leading.

Four Lobos scored in double figures on the night including Jackson with his most as a Lobo (20), Furstinger (17), freshman Makuach Maluach (17) and junior Anthony Mathis (16). Junior Chris McNeal also added five points on the night.

"These guys, they defy logic. I don't want to get too emotional or too prideful or whatever, but this is as amazing of a group as I've ever been around," head coach Paul Weir said. "To win a game like this tonight against a team that has beaten the best teams in our league, this is big for us."

The Lobos shot 46.0 percent from the field, including 41.7 percent from behind the arc and 76.0 percent from the free-throw line. Jackson led the squad firing at a clip of 58.3 percent (7-2), 57.1 percent (4-7) from three while adding four assists and season-best four steals.

Maluach put the Lobos on the board with a jumper in the first minute of play, and UNM took a 7-2 lead with a Furstinger three and Maluach layup. The Cowboys answered with a 7-0 run to lead the Lobos 9-7 with 15:16 left in the first half.

Jackson hit back-to-back threes to put the Lobos ahead 13-11, followed by a Mathis three to extend the lead to five, 16-11, with 12:10 left in the half.

Wyoming went on another burst, posting an 8-0 run midway through the half to take a 23-18 lead with 7:47 on the clock. The Lobos traded baskets with the Cowboys on a pair of Maluach free throws and a Mathis three-pointer to keep the margin at five, trailing 28-23 with 3:02 to go.

The Lobos closed the Cowboy lead to three, 30-27, with a Jackson layup, but a Wyoming bucket at the end of the half left UNM down five at the break.

New Mexico ended the first half with 13 turnovers, forcing only seven, while shooting 41.7 percent (10-24) and 35.7 percent (5-14) from behind the arc. In addition, UNM had allowed Wyoming to shoot 44.8 percent from the field and 50 percent from three (4-8) including 16 points from Justin James.

"It was a pretty stressful half time, I was pretty upset and I think some of our players were pretty upset with some things that we were doing," Weir said. "We were fortunately able to clean that up in the second half and obviously get a really big win."

The Lobos scored the first 11 points of the second half as Jackson hit back-to-back 3-pointers to put the Lobos ahead 33-32 with 18:10 on the clock. A minute later, Jackson added a layup to give UNM a 35-32 lead, and Mathis drilled a three to make the score 38-32 with 16:27 to play.

"I honestly really praise Coach on my second-half efforts," Jackson said. "He really got me going and I was able to help my team. My team was telling me that they need me a lot, and I'm the point guard now, so I have to be there for the guys."

Wyoming closed the Lobo lead back to three, 42-39, but a McNeal three widened the margin back to six, 45-39 with 14:12 left. Following a Wyoming layup, the Lobos increased the margin to seven, 48-41, with free throws from Furstinger and Mathis.

New Mexico took a 10-point lead, 59-49, on a Maluach three with 7:20 to go, then extended it to 12, the largest Lobo lead of the night, 63-51, on a Furstinger layup at the 6:16 mark.

Wyoming chipped away at the 12-point lead but never got closer than six the rest of the way. UNM went 8-for-10 from the free throw line over the final 1:12 of the game.

The Lobos improved to 50 percent from both the field and from three in the second half.

"I think it's our best win of the season. I don't really think there's much question about that," Weir said. "I think that this team is finally starting to buy into and see that you can win on emotion, you can win with passion, you can win with toughness, you can win with work ethic."

New Mexico will hit the road to face Fresno State (12-6, 2-3 MW) on Saturday, Jan. 13 at 5 p.m. MT. The game will be available to watch live on ESPN3.

Game #16

New Mexico 62 • 6-10 1-2 MW

#	Player	Total		3-Ptr		Rebounds		PF	TP	A	TO	Bk	Stl	Min
		FG	FGA	FG	FGA	FT	FTA							
05	FURSTINGER, Joe	f	6-10	0-1	3-4	0	6	4	15	0	4	0	1	35
14	KUIPER, Dane	f	2-7	1-5	2-3	0	1	1	1	7	2	2	0	23
03	JACKSON, Antino	g	2-6	1-3	0-0	2	3	5	2	5	0	3	0	21
10	MALUACH, Makuach	g	3-4	0-0	2-2	1	3	4	2	8	1	1	0	21
08	MATHIS, Jachai	g	0-2	0-1	0-0	0	1	0	0	0	0	0	0	11
02	McNEAL, Chris	f	1-10	0-5	0-0	0	3	1	2	7	0	0	0	24
01	LOGWOOD, Sam	f	1-6	0-0	4-4	1	0	1	0	6	0	1	0	18
15	PINCHUK, Vladimir	g	0-0	0-0	1-2	1	1	2	1	1	0	1	0	10
31	SIMONS, Troy	f	2-7	1-5	0-0	0	0	0	4	5	1	1	0	2
32	MATHIS, Anthony	f	5-11	3-7	0-0	0	0	0	1	13	1	0	0	16
Team						0		2						
Totals		22-63		6-27		12-15		5		20		16		62
FG % 1st Half:		9-36		25.0%		2nd half:		13-27		48.1%		Game:		22-63 34.9%
3FG % 1st Half:		3-17		17.6%		2nd half:		3-10		30.0%		Game:		6-27 22.2%
FT % 1st Half:		1-2		50.0%		2nd half:		11-13		84.6%		Game:		12-15 80.0%
Deadball Rebounds														3

Boise State 90 • 13-2 3-0 MW

#	Player	Total		3-Ptr		Rebounds		PF	TP	A	TO	Bk	Stl	Min
		FG	FGA	FG	FGA	FT	FTA							
11	HANEY, Zach	f	5-8	0-0	0-1	4	3	7	1	10	1	2	0	25
43	SENGFELDER, Chris	f	3-6	0-3	0-0	1	7	8	0	6	2	1	0	26
02	WILLIAMS, Lexus	g	5-9	1-2	0-0	0	4	4	11	5	4	0	1	31
03	JESSUP, Justinian	g	9-12	5-7	0-0	0	5	5	0	23	5	4	0	29
15	HUTCHISON, Chandler	g	6-12	1-3	4-5	1	9	10	3	17	3	2	0	31
08	DICKINSON, Marcus	f	0-1	0-0	0-0	0	1	0	0	0	0	0	0	5
01	CHRISTOS, Cam	f	0-0	0-0	0-0	0	0	0	0	0	0	0	0	2
05	HARWELL, Malek	g	0-0	0-0	0-0	0	0	0	0	0	0	0	0	1
10	JORCH, Robin	f	1-2	0-0	1-2	1	1	2	3	0	0	0	0	14
21	ALSTON, Derrick	g	0-1	0-0	0-2	0	0	0	0	0	0	0	0	1
22	JARDINE, Cassdon	g	1-1	0-0	0-0	0	0	0	2	2	0	0	0	5
33	WACKER, Alex	g	0-0	0-0	0-0	0	0	0	0	0	0	0	0	1
34	HOBS, Alex	g	8-13	1-3	1-2	0	5	3	18	4	3	0	2	29
Totals		38-64		8-18		6-12		9		36		45		118
FG % 1st Half:		21-36		58.3%		2nd half:		17-28		60.7%		Game:		38-64 59.4%
3FG % 1st Half:		3-10		30.0%		2nd half:		5-8		62.5%		Game:		8-18 44.4%
FT % 1st Half:		0-1		0.0%		2nd half:		6-12		50.0%		Game:		6-12 50.0%
Deadball Rebounds														3

Officials: David Hall, Larry Spaulding and Rick Randall

Technical fouls: New Mexico-SIMONS, Troy 2, Boise State-HUTCHISON, Chandler; TEAM.

Attendance: 7577

Score by periods		1st	2nd	Total
New Mexico		22	40	62
Boise State		45	45	90

Last FG - NM 2nd-00:26, BSU 2nd-01:02.

Technical fouls: NM None, BSU by 35:2nd-11:31.

NM led for 00:00, BSU led for 39:47. Game was tied for 00:13.

Score tied - 0 times.

Lead changed - 0 times.

Game #17

San Jose State 47 • 3-12, 0-4 MW

#	Player	f	c	FGA	FG	3-Pr	FT	FTA	Rebounds	PF	TP	A	O	Bk	Stl	Min
05	FISHER, Keith	f	2-3	0-0	0-0	0	0	0	4	4	4	0	4	0	1	14
32	WELAGE, Ryan	f	6-19	2-4	3-3	3	4	7	2	17	2	5	5	0	0	37
41	CHASTAIN, Ashtin	c	2-6	0-0	1-4	3	4	7	4	5	0	0	0	0	0	24
10	NICHOLS, Isaiah	g	1-5	0-3	0-0	0	4	4	2	3	1	0	1	0	1	26
20	BAUMANN, Noah	g	1-3	1-2	0-0	1	1	2	0	3	0	4	0	0	0	23
02	CARLISLE, Nai	f	3-3	0-0	0-0	0	0	0	0	4	0	1	0	1	0	13
12	SIMMONS, Caleb	f	0-0	0-0	2-4	0	1	1	1	2	1	2	1	0	0	9
13	BARRY, Oumar	g	0-0	0-0	1-2	0	4	4	3	1	0	0	0	0	0	16
23	MITCHELL, Brandon	g	0-3	0-1	0-0	0	1	1	1	0	2	1	2	1	0	15
28	HILLSMAN, Jaycee	f	0-2	0-1	9-11	1	1	2	2	9	0	1	1	0	0	23
Totals																
14-4	3-11	16-24	10	24	34	19	47	7	20	1	3	200				

2017-18 BOX SCORES AND RECAPS

Game 19 - New Mexico 80, Fresno State 86

Jan. 13, 2018 | Save Mart Center

Pair Scores Career-High, Lobos Nipped by Fresno State

FRESNO, CALIF. --- Despite career-high scoring performances from true freshman Makuach Maluach and junior Anthony Mathis, The University of New Mexico men's basketball team fell by a nine-point margin, 89-80, on the road at Fresno State on Saturday night.

The Lobos (8-11, 3-3 MW) had three players score in double digits as they blasted their way back from a 14-point deficit in the first half. UNM trailed by just two at halftime, 42-40, and led by five with 10:14 left in the second half, but a late Bulldog run put Fresno State ahead for good in the final eight minutes.

The score was tied 11 times and the lead changed nine times throughout Saturday night's matchup.

New Mexico fired at a clip of 51.9 percent (28-54) on the night, just the third time this season that the Lobos have shot over 50 percent and the first time they have lost when doing so. Fresno State (13-6, 3-3 MW), however, shot an arena-record 65.3 percent from the floor, and a program-record 75 percent (9-12) from three.

"To spot a team like that 27 points (nine threes) on the road, it's going to be really hard to come back from," head coach Paul Weir said. "I just think it opened up the rest of the game. When you shoot the ball like that, you're a really tough team to guard. They just didn't miss out there.

"Their size, their strength, their overall athleticism just really wore on us."

Maluach led the Lobos with 21 points on the night followed by Mathis who notched 18. Junior Chris McNeal also contributed double digits, tallying 16 points, his most since UNM's contest vs. Maryland on Nov. 25 and his fourth highest point total as a Lobo.

Mathis went 6-for-9 from the floor including 4-for-6 from three while Maluach was 8-for-15 overall, 5-for-5 from the charity stripe.

Senior Joe Furstinger neared another double-double, but fell short of his seventh straight game scoring in double digits. He registered eight points and eight rebounds as UNM's next leading scorer.

Senior Antino Jackson added seven points while leading UNM in assists (5) and steals (3).

The Lobos drilled the first shot of the game on a Dane Kuiper three before Fresno State went on a 14-0 run to take an 11-point lead at the 14:58 mark. The Bulldogs extended it to 14, their largest lead of the game, with 11 minutes left in the half before UNM began to whittle it away.

The Lobos went into the bonus with 8:18 left and eventually closed the gap to four on a Maluach layup at the 2:29 mark, 38-34. After a Bulldog layup, Furstinger hit a jumper followed by a pair of Maluach free throws to make it 40-38 with 1:06 left. McNeal hit a layup to tie it with 28 seconds left, 40-40.

A quick jumper with four seconds left put UNM down by two at the half, 42-40.

Maluach scored eight points in the first half and added nine in just the first six minutes of the second. The Lobos claimed a five-point lead 64-59 with 10:14 left on a Jackson 3-pointer and another Maluach layup before Fresno State tied the game for the 11th time at the 8:40 mark, 66-66.

Following the tie, the Bulldogs began to slowly pull away, going on a 12-0 run to take a 78-66 advantage. The Lobos would get no closer than seven rest of the way.

UNM will remain on the road, traveling to UNLV on Wednesday, Jan. 17 to take on the Runnin' Rebels on ESPN3 at 8 p.m. MT.

Game #19

New Mexico 80 • 8-11, 3-3 MW

#	Player	r	fg-FGA	fg-FGA	FT-FTA	Off Def Tot	PF	TP	A	O	Bk	Stl	Min
14	KUIPER, Dane	f	2-6	2-6	0-0	0 3 3	3	6	3	1	0	0	27
15	PINCHUK, Vladimir	f	1-2	0-0	2-2	1 1 2	1	4	0	0	0	0	11
03	JACKSON, Antino	g	3-5	1-3	0-0	0 1 1	1	7	5	5	0	3	25
01	MALUACH, Makuach	g	8-15	0-4	5-5	0 3 3	5	21	1	1	0	0	34
32	MATHIS, Anthony	g	6-9	4-6	2-2	1 2 5	1	8	1	0	0	2	33
01	MCNEAL, Chris	g	4-9	1-5	7-8	0 0 0	4	16	2	0	0	1	25
05	FURSTINGER, Joe	g	4-7	0-0	0-2	1 7 8	1	8	3	2	2	0	31
11	SIMMONS, Jachai	g	0-1	0-1	0-0	0 2 2	0	2	2	1	0	0	14
Team						1 2 3							
Totals			28-54	8-25	16-19	4 20 24	22	80	17	10	2	6	200

FG % 1st Half: 14-27 51.9% 2nd half: 14-27 51.9% Game: 28-54 51.9%
3FG % 1st Half: 4-13 30.8% 2nd half: 4-12 33.3% Game: 8-25 32.0%
FT % 1st Half: 8-9 88.9% 2nd half: 8-10 80.0% Game: 16-19 84.2%

Fresno State 89 • 13-6, 3-3 MW

#	Player	r	fg-FGA	fg-FGA	FT-FTA	Off Def Tot	PF	TP	A	O	Bk	Stl	Min
11	WILLIAMS, Bryson	f	7-9	0-0	1-1	0 4 4	4	15	3	0	0	0	35
20	BITTNER, Sam	f	1-2	1-1	0-0	1 2 3	2	3	2	1	0	1	19
01	HOPKINS, Jaron	g	6-11	0-0	1-2	1 8 9	1	13	4	2	1	0	34
21	TAYLOR, Deshon	g	5-9	3-5	9-12	0 4 4	2	22	4	3	0	1	34
22	BOWLES, Ray	g	4-4	1-1	5-8	0 1 1	4	14	2	1	0	1	26
05	TAYLOR, Jahmel	g	6-7	4-5	0-1	0 0 0	1	16	1	0	0	0	24
32	GRIMES, Nate	g	0-0	0-0	0-0	0 5 4	0	0	0	0	2	15	
34	CARTER II, Terrell	g	3-7	0-0	0-0	0 0 0	4	6	0	1	1	0	13
	Team					0 0 0				1			
	Totals		32-49	9-12	16-24	2 24 26	21	89	16	9	4	3	200

FG % 1st Half: 18-26 69.2% 2nd half: 14-23 60.9% Game: 32-49 65.3%
3FG % 1st Half: 4-8 50.0% 2nd half: 5-8 62.5% Game: 9-12 75.0%
FT % 1st Half: 2-3 66.7% 2nd half: 14-21 66.7% Game: 16-24 66.7%

Officials: Mike Scypthers, Tommy Nunez, Ruben Ramos
Technical Fouls: New Mexico-None, Fresno State-None
Attendance: 6244

Score by periods	1st	2nd	Total
New Mexico	40	40	80
Fresno State	42	47	89

Last FG - NM 2nd-00:40, FS 2nd-00:56.
Largest lead - NM by 5 2nd-10:14, FS by 14 1st-12:31.
NM led for 04:03, FS led for 29:27. Game was tied for 16:30.

Last FG - NM 2nd-00:40, FS 2nd-00:56.
Largest lead - NM by 5 2nd-10:14, FS by 14 1st-12:31.
NM led for 04:03, FS led for 29:27. Game was tied for 16:30.

Last FG - NM 2nd-00:40, FS 2nd-00:56.
Largest lead - NM by 5 2nd-10:14, FS by 14 1st-12:31.
NM led for 04:03, FS led for 29:27. Game was tied for 16:30.

Last FG - NM 2nd-00:40, FS 2nd-00:56.
Largest lead - NM by 5 2nd-10:14, FS by 14 1st-12:31.
NM led for 04:03, FS led for 29:27. Game was tied for 16:30.

Last FG - NM 2nd-00:40, FS 2nd-00:56.
Largest lead - NM by 5 2nd-10:14, FS by 14 1st-12:31.
NM led for 04:03, FS led for 29:27. Game was tied for 16:30.

Last FG - NM 2nd-00:40, FS 2nd-00:56.
Largest lead - NM by 5 2nd-10:14, FS by 14 1st-12:31.
NM led for 04:03, FS led for 29:27. Game was tied for 16:30.

Last FG - NM 2nd-00:40, FS 2nd-00:56.
Largest lead - NM by 5 2nd-10:14, FS by 14 1st-12:31.
NM led for 04:03, FS led for 29:27. Game was tied for 16:30.

Last FG - NM 2nd-00:40, FS 2nd-00:56.
Largest lead - NM by 5 2nd-10:14, FS by 14 1st-12:31.
NM led for 04:03, FS led for 29:27. Game was tied for 16:30.

Last FG - NM 2nd-00:40, FS 2nd-00:56.
Largest lead - NM by 5 2nd-10:14, FS by 14 1st-12:31.
NM led for 04:03, FS led for 29:27. Game was tied for 16:30.

Last FG - NM 2nd-00:40, FS 2nd-00:56.
Largest lead - NM by 5 2nd-10:14, FS by 14 1st-12:31.
NM led for 04:03, FS led for 29:27. Game was tied for 16:30.

Last FG - NM 2nd-00:40, FS 2nd-00:56.
Largest lead - NM by 5 2nd-10:14, FS by 14 1st-12:31.
NM led for 04:03, FS led for 29:27. Game was tied for 16:30.

Last FG - NM 2nd-00:40, FS 2nd-00:56.
Largest lead - NM by 5 2nd-10:14, FS by 14 1st-12:31.
NM led for 04:03, FS led for 29:27. Game was tied for 16:30.

Last FG - NM 2nd-00:40, FS 2nd-00:56.
Largest lead - NM by 5 2nd-10:14, FS by 14 1st-12:31.
NM led for 04:03, FS led for 29:27. Game was tied for 16:30.

Last FG - NM 2nd-00:40, FS 2nd-00:56.
Largest lead - NM by 5 2nd-10:14, FS by 14 1st-12:31.
NM led for 04:03, FS led for 29:27. Game was tied for 16:30.

Last FG - NM 2nd-00:40, FS 2nd-00:56.
Largest lead - NM by 5 2nd-10:14, FS by 14 1st-12:31.
NM led for 04:03, FS led for 29:27. Game was tied for 16:30.

Last FG - NM 2nd-00:40, FS 2nd-00:56.
Largest lead - NM by 5 2nd-10:14, FS by 14 1st-12:31.
NM led for 04:03, FS led for 29:27. Game was tied for 16:30.

Last FG - NM 2nd-00:40, FS 2nd-00:56.
Largest lead - NM by 5 2nd-10:14, FS by 14 1st-12:31.
NM led for 04:03, FS led for 29:27. Game was tied for 16:30.

Last FG - NM 2nd-00:40, FS 2nd-00:56.
Largest lead - NM by 5 2nd-10:14, FS by 14 1st-12:31.
NM led for 04:03, FS led for 29:27. Game was tied for 16:30.

Last FG - NM 2nd-00:40, FS 2nd-00:56.
Largest lead - NM by 5 2nd-10:14, FS by 14 1st-12:31.
NM led for 04:03, FS led for 29:27. Game was tied for 16:30.

Last FG - NM 2nd-00:40, FS 2nd-00:56.
Largest lead - NM by 5 2nd-10:14, FS by 14 1st-12:31.
NM led for 04:03, FS led for 29:27. Game was tied for 16:30.

Last FG - NM 2nd-00:40, FS 2nd-00:56.
Largest lead - NM by 5 2nd-10:14, FS by 14 1st-12:31.
NM led for 04:03, FS led for 29:27. Game was tied for 16:30.

Last FG - NM 2nd-00:40, FS 2nd-00:56.
Largest lead - NM by 5 2nd-10:14, FS by 14 1st-12:31.
NM led for 04:03, FS led for 29:27. Game was tied for 16:30.

Last FG - NM 2nd-00:40, FS 2nd-00:56.
Largest lead - NM by 5 2nd-10:14, FS by 14 1st-12:31.
NM led for 04:03, FS led for 29:27. Game was tied for 16:30.

Last FG - NM 2nd-00:40, FS 2nd-00:56.
Largest lead - NM by 5 2nd-10:14, FS by 14 1st-12:31.
NM led for 04:03, FS led for 29:27. Game was tied for 16:30.

Last FG - NM 2nd-00:40, FS 2nd-00:56.
Largest lead - NM by 5 2nd-10:14, FS by 14 1st-12:31.
NM led for 04:03, FS led for 29:27. Game was tied for 16:30.

Last FG - NM 2nd-00:40, FS 2nd-00:56.
Largest lead - NM by 5 2nd-10:14, FS by 14 1st-12:31.
NM led for 04:03, FS led for 29:27. Game was tied for 16:30.

Last FG - NM 2nd-00:40, FS 2nd-00:56.
Largest lead - NM by 5 2nd-10:14, FS by 14 1st-12:31.
NM led for 04:03, FS led for 29:27. Game was tied for 16:30.

Last FG - NM 2nd-00:40, FS 2nd-00:56.
Largest lead - NM by 5 2nd-10:14, FS by 14 1st-12:31.
NM led for 04:03, FS led for 29:27. Game was tied for 16:30.

Last FG - NM 2nd-00:40, FS 2nd-00:56.
Largest lead - NM by 5 2nd-10:14, FS by 14 1st-12:31.
NM led for 04:03, FS led for 29:27. Game was tied for 16:30.

Last FG - NM 2nd-00:40, FS 2nd-00:56.
Largest lead - NM by 5 2nd-10:14, FS by 14 1st-12:31.
NM led for 04:03, FS led for 29:27. Game was tied for 16:30.

Last FG - NM 2nd-00:40, FS 2nd-00:56.
Largest lead - NM by 5 2nd-10:14, FS by 14 1st-12:31.
NM led for 04:03, FS led for 29:27. Game was tied for 16:30.

Last FG - NM 2nd-00:40, FS 2nd-00:56.
Largest lead - NM by 5 2nd-10:14, FS by 14 1st-12:31.
NM led for 04:03, FS led for 29:27. Game was tied for 16:30.

Last FG - NM 2nd-00:40, FS 2nd-00:56.
Largest lead - NM by 5 2nd-10:14, FS by 14 1st-12:31.
NM led for 04:03, FS led for 29:27. Game was tied for 16:30.

Last FG - NM 2nd-00:40, FS 2nd-00:56.
Largest lead - NM by 5 2nd-10:14, FS by 14 1st-12:31.
NM led for 04:03, FS led for 29:27. Game was tied for 16:30.

Last FG - NM 2nd-00:40, FS 2nd-00:56.
Largest lead - NM by 5 2nd-10:14, FS by 14 1st-12:31.
NM led for 04:03, FS led for 29:27. Game was tied for 16:30.

Last FG - NM 2nd-00:40, FS 2nd-00:56.
Largest lead - NM by 5 2nd-10:14, FS by 14 1st-12:31.
NM led for 04:03, FS led for 29:27. Game was tied for 16:30.

Last FG - NM 2nd-00:40, FS 2nd-00:56.
Largest lead - NM by 5 2nd-10:14, FS by 14 1st-12:31.
NM led for 04:03, FS led for 29:27. Game was tied for 16:30.

Last FG - NM 2nd-00:40, FS 2nd-00:56.
Largest lead - NM by 5 2nd-10:14, FS by 14 1st-12:31.
NM led for 04:03, FS led for 29:27. Game was tied for 16:30.

Last FG - NM 2nd-00:40, FS 2nd-00:56.
Largest lead - NM by 5 2nd-10:14, FS by 14 1st-12:31.
NM led for 04:03, FS led for 29:27. Game was tied for 16:30.

Last FG - NM 2nd-00:40, FS 2nd-00:56.
Largest lead - NM by 5 2nd-10:14, FS by 14 1st-12:31.
NM led for 04:03, FS led for 29:27. Game was tied for 16:30.

Last FG - NM 2nd-00:40, FS 2nd-00:56.
Largest lead - NM by 5 2nd-10:14, FS by 14 1st-12:31.
NM led for 04:03, FS led for 29:27. Game was tied for 16:30.

Last FG - NM 2nd-00:40, FS 2nd-00:56.
Largest lead - NM by 5 2nd-10:14, FS by 14 1st-12:31.
NM led for 04:03, FS led for 29:27. Game was tied for 16:30.

Last FG - NM 2nd-00:40, FS 2nd-00:56.
Largest lead - NM by 5 2nd-10:14, FS by 14 1st-12:31.
NM led for 04:03, FS led for 29:27. Game was tied for 16:30.

Last FG - NM 2nd-00:40, FS 2nd-00:56.
Largest lead - NM by 5 2nd-10:14, FS by 14 1st-12:31.
NM led for 04:03, FS led for 29:27. Game was tied for 16:30.

Last FG - NM 2nd-00:40, FS 2nd-00:56.
Largest lead - NM by 5 2nd-10:14, FS by 14 1st-12:31.
NM led for 04:03, FS led for 29:27. Game was tied for 16:30.

Last FG - NM 2nd-00:40, FS 2nd-00:56.
Largest lead - NM by 5 2nd-10:14, FS by 14 1st-12:31.
NM led for 04:03, FS led for 29:27. Game was tied for 16:30.

Last FG - NM 2nd-00:40, FS 2nd-00:56.
Largest lead - NM by 5 2nd-10:14, FS by 14 1st-12:31.
NM led for 04:03, FS led for 29:27. Game was tied for 16:30.

Last FG - NM 2nd-00:40, FS 2nd-00:56.
Largest lead - NM by 5 2nd-10:14, FS by 14 1st-12:31.
NM led for 04:03, FS led for 29:27. Game was tied for 16:30.

Last FG - NM 2nd-00:40, FS 2nd-00:56.
Largest lead - NM by 5 2nd-10:14, FS by 14 1st-12:31.
NM led for 04:03, FS led for 29:27. Game was tied for 16:30.

Last FG - NM 2nd-00:40, FS 2nd-00:56.
Largest lead - NM by 5 2nd-10:14, FS by 14 1st-12:31.
NM led for 04:03, FS led for 29:27. Game was tied for 16:30.

Last FG - NM 2nd-00:40, FS 2nd-00:56.
Largest lead - NM by 5 2nd-10:14, FS by 14 1st-12:31.
NM led for 04:03, FS led for 29:27. Game was tied for 16:30.

Last FG - NM 2nd-00:40, FS 2nd-00:56.
Largest lead - NM by 5 2nd-10:14, FS by 14 1st-12:31.
NM led for 04:03, FS led for 29:27. Game was tied for 16:30.

Last FG - NM 2nd-00:40, FS 2nd-00:56.
Largest lead - NM by 5 2nd-10:14, FS by 14 1st-12:31.
NM led for 04:03, FS led for 29:27. Game was tied for 16:30.

Last FG - NM 2nd-00:40, FS 2nd-00:56.
Largest lead - NM by 5 2nd-10:14, FS by 14 1st-12:31.
NM led for 04:03, FS led for 29:27. Game was tied for 16:30.

Last FG - NM 2nd-00:40, FS 2nd-00:56.
Largest lead - NM by 5 2nd-10:14, FS by 14 1st-12:31.
NM led for 04:03, FS led for 29:27. Game was tied for 16:30.

Last FG - NM 2nd-00:40, FS 2nd-00:56.
Largest lead - NM by 5 2nd-10:14, FS by 14 1st-12:31.
NM led for 04:03, FS led for 29:27. Game was tied for 16:30.

Last FG - NM 2nd-00:40, FS 2nd-00:56.
Largest lead - NM by 5 2nd-10:14, FS by 14 1st-12:31.
NM led for 04:03, FS led for 29:27. Game was tied for 16:30.

Last FG - NM 2nd-00:40, FS 2nd-00:56.
Largest lead - NM by 5 2nd-10:14, FS by 14 1st-12:31.
NM led for 04:03, FS led for 29:27. Game was tied for 16:30.

Last FG - NM 2nd-00:40, FS 2nd-00:56.
Largest lead - NM by 5 2nd-10:14, FS by 14 1st-12:31.
NM led for 04:03, FS led for 29:27. Game was tied for 16:30.

Last FG - NM 2nd-00:40, FS 2nd-00:56.
Largest lead - NM by 5 2nd-10:14, FS by 14 1st-12:31.
NM led for 04:03, FS led for 29:27. Game was tied for 16:30.

Last FG - NM 2nd-00:40, FS 2nd-00:56.
Largest lead - NM by 5 2nd-10:14, FS by 14 1st-12:31.
NM led for 04:03, FS led for 29:27. Game was tied for 16:30.

Last FG - NM 2nd-00:40, FS 2nd-00:56.
Largest lead - NM by 5 2nd-10:14, FS by 14 1st-12:31.
NM led for 04:03, FS led for 29:27. Game was tied for 16:30.

Last FG - NM 2nd-00:40, FS 2nd-00:56.
Largest lead - NM by 5 2nd-10:14, FS by 14 1st-12:31

2017-18 BOX SCORES AND RECAPS

Game 25 - New Mexico 71, Boise State 70 Feb. 6, 2018 | Dreamstyle Arena - The Pit

Lobos Drop Heartbreaker to (RV) Boise State, 73-71

ALBUQUERQUE, N.M. --- The University of New Mexico men's basketball team suffered a narrow 73-71 loss to (RV) Boise State after leading by as many as 13 points on Tuesday night in Dreamstyle Arena - The Pit. The Lobos led by six with 1:47 left but an 8-0 run by the Broncos over the final minute sealed the Lobo loss.

Boise State (20-4, 10-2 MW) led for just 2:34 the entire night while the Lobos (12-13, 7-5 MW) held the advantage for 36:28 before the final Bronco push.

"Their offensive rebounding really hurt us, and our offensive ineptitude really got us in the second half," head coach Paul Weir said. "We, unfortunately, turned the ball over at some really inopportune times, on some really basic plays."

"...Our defense really stepped up tonight and had a pretty good game, and our offense really let us down...We have to get better offensively, it was a rough night."

The Lobos ultimately outshot the Broncos 46.2 percent to 43.5 percent from the floor, but UNM had a commanding 55.2 percent to 39.3 percent advantage at the halfway mark. In the second half, Boise State roared back with a 47.1 shooting percentage while UNM shot just 34.8 percent from the field.

UNM dominated from behind the arc, connecting on 11 3-point attempts while the Broncos scored just four from 3-point land. Tuesday's contest marked the sixth straight game that the Lobos have scored 10 3-pointers or more, a feat which the squad has achieved 17 times this season. UNM also entered the game ranked seventh in the nation in 3-pointers made per game (11.0).

Junior Anthony Mathis led the Lobos in scoring with 17 points, going 4-for-6 from behind the arc, 5-for-10 from the floor, followed by classmate Dane Kuiper (11 points, 5 rebounds) and senior Antino Jackson (10 points, 3 assists). Senior Joe Furstinger collected eight points and seven rebounds along with a new career-high five blocks.

Mathis is riding a 12-game streak scoring in double figures.

The Lobos began the game with high energy in front of their home crowd of 11,357, getting out to an early four-point lead, 10-6. The early advantage was fueled by a quick eight points from Kuiper, who tallied a pair of threes and a jumper in the first 3:32 of the game.

Boise State called its first timeout when junior Chris McNeal hit a three to make it 19-14 and the Broncos came out of the timeout to tie it, 19-19. The Broncos called three of their four timeouts in the first half of the game.

With 6:24 left in the first half, Kuiper hit a jumper to put UNM up by three, 28-25. It was then that Mathis posted back-to-back 3-pointers to jump ahead by nine, followed by a pair of free throws for a 10-0 run, eight of which were off the fingertips of Mathis.

UNM went into the break with a commanding 11-point lead, 40-29, and was able to maintain at least a five-point advantage until the 5:12 mark in the second half when Boise State cut it to four. The teams went back-and-forth but the Lobos went up by seven on a pair of free throws from senior Antino Jackson with 3:03 left.

It was then that the Broncos turned up the gas, closing on a 10-2 run from there for the win.

The Lobos led with 53 seconds on the clock, 71-68, but after BSU standout Chandler Hutchison stole the ball from junior Troy Simons and followed it with a dunk, the Lobos found themselves up by just one, 71-70, with just 22 seconds left. A defeated-looking Lobo squad then took a timeout, committed a turnover, missed a 3-point attempt and committed a foul, all within 11 seconds.

Hutchison hit a layup to take the lead 72-71 with 16 seconds left, and was followed with a free throw from Justinian Jessup to clinch the win with nine seconds on the clock.

The close, intense game finished in surprising fashion as both teams got into a scuffle following the expiration of the game clock.

Hutchison helped lead BSU with 23 points and 12 rebounds on the night after posting eight points and four rebounds in the first half. Chris Sengfelder was Boise State's leading scorer with 24 points to go along with eight rebounds.

The Lobos are set to return to action on Saturday, Feb. 10, as they travel to Air Force for a 2 p.m. contest to be aired live on ESPN3.

Game #25

Boise State 73 • 20-4, 10-2 MW

#	Player	FG-FTA	FG-FGA	FT-FTA	Off	Def	Tot	PF	TP	A	To	Blk	Stl	Min
11	HANEY, Zach	f	2-10	0-1	4-4	4	3	7	1	8	0	2	0	27
43	SENGFELDER, Chris	f	8-11	2-3	6-6	7	1	8	1	24	1	1	0	32
02	WILLIAMS, Lexus	g	2-4	1-2	0-0	0	0	0	5	0	1	0	1	12
03	JESSUP, Justinian	g	2-2	0-0	1-2	0	4	2	1	2	1	0	0	18
15	HUTCHISON, Chandler	g	10-16	0-2	3-3	0	12	12	3	23	2	2	1	32
00	DICKINSON, Marcus	g	2-9	1-3	0-0	0	3	3	1	5	0	0	0	29
05	HARWELL, Malek	g	0-0	0-0	1-2	0	0	0	0	1	0	0	0	3
22	JARINKE, Casdon	g	0-1	0-1	0-0	0	0	0	0	0	0	0	0	1
33	WACKER, David	g	0-1	0-0	0-0	1	4	5	0	0	2	1	0	8
34	HOBBES, Alex	g	3-8	0-0	0-0	1	0	1	6	1	2	0	1	28
	Team				1	0	1							
Totals		27-62	4-12	15-17	14	27	41	14	73	6	10	1	8	200

FG % 1st Half: 11-28 39.3% 2nd half: 16-34 47.1% Game: 27-62 43.5%
3FG % 1st Half: 1-7 14.3% 2nd half: 3-5 60.0% Game: 4-12 33.3%
FT % 1st Half: 6-6 100.0 2nd half: 9-11 81.8% Game: 15-17 88.2%

Deadball
Rebounds
0.1

New Mexico 71 • 12-13, 7-5 MW

#	Player	FG	FGA	FT	FTA	Off Def Tot	PF	TP	A	To	Blk	Stl	Min
05	FURSTINGER, Joe	f	3-6	0-0	2-2	0 7 7	2	8	2	1	5	1	37
10	MALUACH, Makuach	f	2-5	0-0	1-2	0 0 0	0	5	0	1	0	0	11
01	MCNEAL, Chris	g	2-6	2-5	0-0	0 2 2	0	6	5	0	0	0	21
14	KUIPER, Dane	g	4-6	2-4	1-2	0 5 5	0	11	1	1	0	2	23
32	MATHIS, Anthony	g	5-10	4-6	3-4	0 0 0	1	17	1	1	0	0	29
02	LOGWOOD, Sam	g	4-9	0-0	0-0	2 3 5	4	8	2	1	0	0	31
03	JACKSON, Antino	g	2-7	2-6	4-4	0 2 2	1	10	3	4	0	0	21
31	SIMONS, Troy	g	2-3	1-2	1-2	1 4 5	2	6	1	1	1	2	27
	Team					0 0 0							
Totals		24-52	11-23	12-16		3 23 26	15	71	15	11	6	8	200

FG % 1st Half: 16-29 55.2% 2nd half: 8-23 34.8% Game: 24-52 46.2%
3FG % 1st Half: 6-14 42.9% 2nd half: 9-19 55.6% Game: 11-23 47.8%
FT % 1st Half: 2-2 100.0 2nd half: 10-14 71.4% Game: 12-16 75.0%

Deadball
Rebounds
1

Officials: John Higgins, Randy McCall, Mike Sophers
Technical fouls: Boise State-WILLIAMS, Lexus, New Mexico-None.
Attendance: 11,357

Score by periods	1st	2nd	Total
Boise State	29	44	73
New Mexico	40	31	71

Last FG - BSU 02:00-04, NM 02:00-01.
Largest lead - BSU by 13 02:00-04, NM by 13 01:41-02.
BSU led for 11:47, NM led for 36:28. Game was tied for 01:45.

Points
In Off 2nd Fast
Point Paint T/O Chance Break Bench
BSU 21 27 30 26 45
NM 44 18 8 26 45

Score tied - 3 times.
Lead changed - 4 times.

Game 26 - New Mexico 92, Air Force 100 Feb. 10, 2018 | Clune Arena

Maluach Scores 26, Lobos Outpaced by AF, 100-92

USAF, COLO. --- Despite registering its highest point total since Nov. 21 against Tennessee Tech, The University of New Mexico men's basketball team was outpaced by the Air Force Falcons on Saturday afternoon by a final score of 100-92. Six Lobos scored in double figures including a career-high 26 points from freshman Makuach Maluach en route to the loss.

UNM falls to 12-14 overall, 7-6 in conference play, while Air Force improves to 10-13, 4-7 in the Mountain West.

The Lobos were led in scoring by Maluach, junior Anthony Mathis (15), senior Sam Logwood (14), junior Troy Simons (11), senior Antino Jackson (10) and junior Chris McNeal (10). Jackson also posted his second point-assist double-double of the season, adding 10 assists to his 10 points. He also tied Logwood with a team-high five rebounds.

For the second-straight game, UNM failed to maintain its halftime lead, having led the Falcons 53-46 at the break. Maluach had an impressive showing in the first half, pacing the Lobos with 15 points on a perfect 6-of-6 from the floor while going 3-for-3 from behind the arc.

The game started out slow with neither team in double digits by the first media timeout (9-3), but the momentum picked up and the Lobos got ahead by 10 at the 11:04 mark on a 3-pointer by Simons, 21-11. The Lobos did not trail in the first half, shooting 58.6 percent from the field and 60.0 percent from 3-point range.

It all changed in the second half.

Air Force exploded out of the locker room with a 12-0 run to take a five-point lead at the 15:19 mark in the second half, 58-53. In that opening 4:41, the Lobos were whistled for six fouls including a pair on Mathis and one on Simons, Kuiper, Maluach and Pinchuk. Four of which were called within 36 seconds to quickly put Air Force close to bonus territory.

Simons scored a layup to cut the deficit to three before fouling to put Air Force's Trevor Lyons at the line for a pair of free throws.

A Maluach 3-pointer and a Simons dunk tied the game at 60-60 with 13:42 to play before the Lobos got out to a 3-point lead with 12:04 on the clock on a Maluach layup.

Air Force responded with a 15-2 run to take a commanding 10-point lead with 7:33 left. The Lobos battled but would get no closer than five points the rest of the way.

The Lobos went 11-for-12 from the free throw line over the final seven minutes of the contest to finish 22-for-28 on the night (78.6 percent),

The Lobos shot 50 percent from the floor on the night for the fifth time this season and finished 51.9 percent from behind the arc. Air Force fired at a clip of 59 percent from the floor, 27.8 percent from 3-point range. The Falcons finished 88.5 percent from the charity stripe.

Air Force outscored UNM in the paint (56-26), off of turnovers (22-13), off of second-chance points (11-3), on the fast break (10-2) and from the bench (33-27). The Falcons also outrebounced UNM 33-24.

Air Force was led by five scorers in double figures including Lyons with a team-high 16.

The Lobos will return to action at home on Wednesday, Feb. 14 for the Lobos Love Pink game against Utah State. Tipoff is scheduled for 7 p.m. and the game will air live on the Mountain West Network.

Game #26

New Mexico 92 • 12-14, 7-6

#	Player	FG-FGA	FG-FGA	FT-FTA	Off Def Tot	PF	TP	A	To	Blk	Stl	Min			
10	MALUACH, Makuach	f	10-14	6-7	0-0	1	3	4	26	1	3	0	38		
34	KUIPER, Dane	f	0-4	0-3	4-4	0	2	2	2	4	0	2	1	0	26
01	MCNEAL, Chris	g	4-10	1-5	1-2	0	1	1	2	10	1	2	0	1	26
02	LOGWOOD, Sam	g	3-7	0-0	8-10	2	3	5	2	14	0	2	0	0	21
31	SIMONS, Troy	g	4-8	3-4	0-0	0	4	4	3	11	3	1	0	0	31
03	JACKSON, Antino	g	3-7	2-4	2-4	0	5	5	4	10	4	0	1	2	25
11	SIMMONS, Jachai	g	1-1	0-0	0-0	0	0	0	1	2	0	1	0	0	8
35	PINCHUK, Vladimir	g	0-0	0-0	0-0	1	0	1	4	0	0	0	0	0	7
32	MATHIS, Anthony	g	3-5	2-4	-7-8	1	0	1	4	15	0	2	0	0	18
	Team				1	1	1								
Totals		28-56	14-27	22-28	6	18	24	26	92	15	17	1	6	200	

FG % 1st Half: 17-29 58.6% 2nd half: 11-27 40.7% Game: 28-56 50.0%
3FG % 1st Half: 9-15 60.0% 2nd half: 5-12 41.7% Game: 14-27 51.9%
FT % 1st Half: 10-12 83.3% 2nd half: 12-16 75.0% Game: 22-28 78.6%

Air Force 100 • 10-13, 4-7

#	Player		FG-FGA	FG-FGA	FT-FTA	Off Def Tot	PF	TP	A	To	Blk	Stl	Min
12	SCOTTIE, Lavelle	f	7-12	0-1	1-1	2 4 6	3	15	1	2	0	1	22
34	SWAN, Ryan	f	6-12	0-3	5-5	0 7 10	2	17	1	2	1	0	30
02	SIPLES, CJ	g	3-4	0-1	3-4	0 1 1	5	9	5	1	0	1	20
03	TOMES, Sid	g	3-7	2-6	2-2	0 3 3	5	10	5	1	0	1	31
20	LYONS, Trevor	g	4-9	0-0	8-9	1 4 5	4	16	3	0	0	0	32
00	MORRIS, Caleb	g	5-6	0-1	4-5	0 0 0	0	14	2	1	0	0	18
13	BROWN, LeSean	g	0-0	0-0	0-0	0 0 0	0	0	1	0	0	0	2
15	VAN, Jacob	g	3-4	1-2	0-0	1 1 2	5	7	3	3	1	1	34
23	MANNING, Ryan	g	2-3	2-3	0-0	0 1 1	0	6	0	0	0	0	12
30	TOOHEY, Frank	g	0-0	0-0	0-0	1 1 2	0	0	0	0	0	0	15
44	VAN SOULEN, Keaton	g	3-4	0-1	0-0	1 0 1	6	0	0	2	0	1	14
	Team					0 1 1							

FG % 1st Half: 13-27 48.1% 2nd half: 23-34 67.6% Game: 36-61 59.0%
3FG % 1st Half: 4-12 33.3% 2nd half: 1-6 16.7% Game: 5-18 27.8%
FT % 1st Half: 16-17 94.1% 2nd half: 7-9 77.8% Game: 23-26 88.5%

Officials: Larry Spaulding, Rick Bastler, Brad Gaston
Technical fouls: New Mexico-None, Air Force-None.
Attendance: 2851

Score by periods	1st	2nd	Total
New Mexico	53	39	92
Air Force	46	54	100

Last FG - NM 02:00-01, AF 02:01-00.
Largest lead - NM by 11 01:09-47, AF by 12 02:01-00.
NM led for 22:52, AF led for 13:54. Game was tied for 03:14.

Points
In Off 2nd Fast
Point Paint T/O Chance Break Bench
AF 26 13 3 2 27 33

Score tied - 3 times.
Lead changed - 3 times.

Game 27 - New Mexico 78, Utah State 63 Feb. 14, 2018 | Dreamstyle Arena

Lobos Tie Record in 15-point Win Over Utah State

ALBUQUERQUE, N.M. --- The University of New Mexico men's basketball team earned a 15-point victory over Utah State on Wednesday night at Dreamstyle Arena - The Pit, tying a 20-year-old program record for most 3-pointers in a season with 301 (1997-98). Junior Anthony Mathis went off on the night, tying his career-high 25 points en route to the 78-63 win.

Mathis not only tied his career-high in total points, which he set on Jan. 31 at Utah State, but notched a new career-best seven 3-pointers in a single game, which ties for ninth all-time in Lobo history. He paced four Lobos in double figures including freshman Makuach Maluach (16), senior Sam Logwood (10) and junior Chris McNeal (10).

Logwood tallied three dunks in the game, including two within the last 1:30, and Maluach had two.

With the win, the Lobos improve to 8-6 in the Mountain West, 13-14 overall, while Utah State falls to 7-7 in league play, 14-13 on the season.

"I thought our depth, more than anything, wore them down a little bit," head coach Paul Weir said. "I felt that as an overall team, if we could wear them down, that it would give us a good chance to win and fortunately, it did tonight."

"I thought we did a much better job in the second half of just moving the ball ... That's the way I like basketball. I just love team, fundamental-oriented basketball, and it's fun to watch when you're doing it."

The first half of the contest was a tough one for the Lobos. UNM shot just 39.4 percent compared to 54.2 percent for the Aggies and Utah State led for 14:13 of the opening period.

Maluach hit a 3-pointer to bring the Lobos within two, 27-25 with 4:14 left in the first half before Mathis, who had scored just a pair of free throws, went off for 11 straight points including three 3-pointers over 2:50. Mathis helped UNM close the first half 14-7 for a two-point advantage at the break, 36-34.

Utah State captured the momentum in the start of the second half, rallying for an 8-0 run on an opening dunk and a pair of 3-pointers by Aggie leader-scorer Sam Merrill, forcing Coach Weir to call a timeout with the Lobos trailing by six, 42-36. Merrill finished with a career-high 33 points including 7-of-8 from behind the arc.

Out of the timeout, the Lobos began to pile back on the pressure, going on a 7-0 run, capped by a three from junior Dane Kuiper, to jump back ahead by one, 43-42, at the 16:17 mark.

Neither team was able to get out by more than two for 5:10, until a pair of Aggie free throws put USU up by four, 50-46, at the 11:07 mark. A layup from senior Joe Furstinger closed the gap back to two and it wasn't until a Maluach dunk with 8:32 on the clock sparked a dominant Lobo offense.

Maluach's dunk broke the sixth tie of the game to put the Lobos back on top 54-52 and marked the beginning of an 11-0 UNM run over 1:39 to take an 11-point advantage, the largest lead of the game to that point. The run consisted of a trio of back-to-back Mathis 3-pointers (9 points) within 1:07.

The run put the game out of reach for the winded Aggies and the Lobos closed

2017-18 BOX SCORES AND RECAPS

Game 28 - New Mexico 119, Wyoming 114 Feb. 20, 2018 | Arena-Auditorium

Lobos Break Records, Put Up 119 at Wyoming

LARAMIE, WYO. --- The University of New Mexico men's basketball team earned an exciting 119-114 victory on the road at Wyoming on Tuesday night, marking the first time the Lobos have claimed a win inside Arena-Auditorium since January 2014. The Lobos' 119 points is a record for most points allowed by Wyoming in their home arena in the history of the program.

The Lobos notched several records on the night and had multiple notable performances including:

- UNM broke the all-time program record for most 3-pointers in a season (301). The new record is now set at 314.
- The Lobos broke the record for most points scored in a conference game, previously 113 set against Utah on Jan. 28 1978.
- With a total score of 233 points between both squads, the Lobos broke the record for most points scored in a conference game by both teams (previously 209).
- Senior Sam Logwood and junior Troy Simons finished the game with 24 points apiece off of the bench, tying for 11th all-time in Lobo history for most points scored off the bench.
- Freshman Makuach Maluach now ranks 9th in Lobo history in most points scored by a freshman (278).

With the win, the Lobos improve to 9-6 in Mountain West play, 14-14 on the season, and claim solo fourth place in the league standings. Wyoming drops to sixth in the standings with an 8-7 record, 17-11 overall. Prior to Tuesday's game, Wyoming was 11-3 at home including a pair of victories over the top two teams in the league, No. 20 Nevada and (RV) Boise State.

The Lobos went led on the night by Logwood and Simons who collected 24 points apiece. Logwood went 11-for-12 from the floor collecting nine rebounds while Simons was 8-for-11 on the night including 4-for-6 from behind the arc.

Four other Lobos scored in double figures including Maluach (20), junior Chris McNeal (17), junior Dane Kuiper (11) and junior Anthony Mathis (10). Mathis extends his double-figure streak to 15 games.

As a team, the Lobos fired at a clip of 61.7%, though allowed the Cowboys to shoot 57.8% from the floor. Wyoming outshot the Lobos from 3-point range 56.5 percent to 48.1 percent, though both teams netted 13 3-pointers.

"I thought in the second half to start, I thought we were pretty good. We got a little bit of a lead there," head coach Paul Weir said. "And then that last 10 minutes was as wild as 10 as I've ever been a part of. From the fouling to the up-and-down, it was just kind of a really weird game. I'm thankful we got the win, but I don't think I've ever been part of a game like that."

After heading into the half up by two, 55-53, the Lobos came out of the locker room letting up five straight points to allow Wyoming to get out to a 3-point lead. It was then that the Lobos went off on a 12-0 run that included a Simons jumper, steal and 3-pointer all within 10 seconds. The run was sparked by a 3-pointer from Antino Jackson and capped by a dunk by Logwood for a nine-point Lobo lead, 67-58, with 16:50 on the clock.

In a game that had eight lead changes, the Lobos never trailed again, getting out to a 10-point lead with 8:40 left and extending it to a game-high 15-point lead with 3:19 left on a 3-pointer by Mathis, 99-84. From that point, the Lobos scored 20 more points over the final stretch, 18 of which came from free throws.

Wyoming continued to penetrate the Lobo defense to close out the game, reducing the 15-point UNM advantage to just five as time expired. The Cowboys hit a pair of clutch 3-pointers with less than 21 seconds on the clock and scored 12 points over the last 36 seconds of the contest.

Both teams combined for an incredible 64 fouls (32 apiece) en route to 59 combined free throws made. The Lobos scored a season-high 32 points from the stripe while the Cowboys notched 27, the most against UNM this season.

Maluach scored 12 of his 20 points on the night from the free-throw line, going 12-for-15, followed by McNeal who was 10-for-12.

The Lobos return to action on Sunday, February 25 as they take on UNLV in a special 12 p.m. contest to be aired live on CBS Sports Network. The Runnin' Rebels will be looking for revenge after the Lobos claimed an 85-81 victory on the road earlier this season, marking the first road win of the season

Game 29 - New Mexico 91, UNLV 90 Feb. 25, 2018 | Dreamstyle Arena - The Pit

Lobos Outlast UNLV 91-90 in Sunday Thriller

ALBUQUERQUE, N.M. --- The University of New Mexico men's basketball team topped UNLV 91-90 at home on Sunday afternoon in thrilling fashion as freshman Makuach Maluach nailed the go-ahead 3-pointer with 16 seconds left for the win. The Lobos were led by five players scoring in double figures including senior Sam Logwood who notched his first double-double of the season.

With the victory, the Lobos (15-14,10-6 MW) move into a tie for third place in the Mountain West with two games remaining in the regular season. UNLV slips to 19-10, 8-8 in conference play to remain seventh in the league.

"UNLV played a very good basketball game," head coach Paul Weir said. "We missed a lot of layups and a lot of loose balls ended up their hands. It seemed like we couldn't catch a break in the second half, but thankfully we were able to close the game."

Junior Anthony Mathis paced the Lobo scoring effort, going 4-for-6 from the floor, 3-for-5 from 3-point range and a perfect 7-for-7 from the free throw line for 18 points. Logwood followed with 17 points to go along with 10 rebounds while Maluach and senior Joe Furstinger collected 13 points apiece. Junior Dane Kuiper rounded out the double-digit scoring with 10 points.

Furstinger also registered a pair of blocks on the day, including his 100th career block. He now ranks eighth all time in Lobo history with 101.

UNM led for 30:37 of the game and held a nine-point lead with 7:56 left in the contest before UNLV pulled within two, 78-76, after a 10-3 run with 5:19 to go. Mathis hit a three with 4:54 remaining to extend the Lobo lead back to five, 81-76, but UNLV's Jovan Mooring answered with one of his own to reduce the margin back to two, 81-79 with 4:35 left.

The Runnin' Rebels took the lead when freshman standout Brandon McCoy completed a three-point play to put UNLV ahead 82-81 with 3:48 left, marking their first lead since the 2:33 mark of the first half. Over the next three minutes, the lead changed four times and a layup from Maluach tied it 88-88 with 44 seconds left.

UNLV took another two-point lead after Mooring knocked down two of three free throws to make it 90-88 with 30 seconds on the clock before the Lobos got the ball back.

With the clock winding down, senior Antino Jackson found Maluach on the perimeter. The freshman drilled the go-ahead three from the right side with 16 seconds left to put the Lobos back on top, 91-90.

UNLV had the final possession, hoping for the last-second shot for the win. With 10.5 seconds left, the Runnin' Rebels called their final timeout to draft a play. UNLV moved the ball into the lane to leading scorer Johnson who kicked it out to Kris Clyburn on the perimeter, but Clyburn missed and the putback attempt failed as time expired.

The Lobos had entered the second half down by one, 42-41 after jumping out to a strong start. UNM took an eight-point lead, 11-3, in the first three minutes of the game on an 11-1 run capped by three from junior Dane Kuiper. UNLV responded with a 9-0 run to take a one-point lead, 12-11 at the 13:25 mark in the first half. The Lobos got away back as by as much as seven points before UNLV took a five-point lead with 4:24 left.

UNM whittled it down and jumped ahead by three on a pair of Furstinger free throws with 1:43 left and again on a pair of McNeal free throws with three seconds left.

UNLV scored a buzzer-beating layup to cut UNM's lead to one at the half, 42-41.

Both teams scored 49 points in the second half for the 91-90 final. The Lobos outshot the Runnin' Rebels 50 percent to 48.3 percent on the night and went 24-for-29 from the free throw line for 82.8 percent, compared to 28-of-40 (70%) for UNLV. UNM also led in points off the bench, 29-15.

UNLV dominated in the paint (46-30), in rebounds (39-28), in second-chance points (16-4) and in fast-break points (18-3).

The Lobos will travel to face Colorado State on Wednesday, Feb. 28 at 7 p.m. in Moby Arena in Fort Collins, Colo.

Game #28

New Mexico 119 • 14-14, 9-6 MW

	Player	FG	Total	3-Pr	FT	Reb	Off	Def	PF	TP	A	To	Blk	Stl	Min
05	FURSTINGER, Joe	4	5	0-1	1-1	2	3	5	9	0	5	1	0	14	
01	MCNEAL, Chris	3	8	1-5	10-12	0	0	0	4	17	6	5	0	3	26
03	JACKSON, Antino	1	3	1-2	0-0	0	1	3	3	2	4	0	2	24	
10	MALUACH, Makuach	3	7	2-3	12-15	1	1	2	3	20	2	0	2	25	
14	KUIPER, Dane	3	4	3-4	2-2	0	5	5	2	11	2	0	0	1	27
22	LOGWOOD, Sam	11	12	0-0	2-3	1	8	9	2	24	2	3	0	30	
02	SIMMONS, Jachai	0	2	0-2	0-0	0	1	1	0	0	1	0	0	0	5
15	PINCHUK, Vladimir	0	1	0-0	1-4	1	2	3	4	1	1	0	0	1	11
31	SIMONS, Troy	8	11	4-6	4-6	0	6	6	4	24	1	1	0	1	25
32	MATHIS, Anthony	4	7	2-4	0-0	0	2	2	5	10	0	1	0	1	13
	Team	0	0	0-0	0-0	0	0	0	0	0	0	0	0	0	0
	Totals	37-60	13-27	32-43	5	29	34	32	119	17	20	1	9	200	

FG % 1st Half: 19-32 59.4% 2nd half: 18-28 64.3% Game: 37-60 61.7%
3FG % 1st Half: 8-18 44.4% 2nd half: 5-9 55.6% Game: 13-27 48.1%
FT % 1st Half: 8-14 57.1% 2nd half: 23-25 92.0% Game: 32-43 74.4%

Wyoming 114 • 17-11, 8-7 MW

#	Player	pts	FG	FGA	FT	FTA	Rebounds	PF	TP	A	To	Blk	Stl	Min
02	MOEMEKA, Andrew	7	2-3	0-0	0-0	0	1	1	5	4	0	0	0	15
20	DALTON, Hayden	9	7-14	5-8	2-2	0	6	6	4	21	4	0	0	30
01	JAMES, Justin	6	6-12	1-2	10-15	0	5	3	23	4	0	0	1	36
10	KELLEY, Cody	3	3-4	1-1	0-0	0	1	1	2	7	2	1	0	18
12	MALDONADO, Hunter	0	0-3	0-1	2-2	0	1	2	2	0	4	0	0	14
00	REDDING, Nyaires	2	2-4	1-2	2-2	0	2	2	5	7	3	3	0	19
03	AKA GORSKI, Alexander	3	3-6	1-4	5-6	0	2	2	5	12	1	1	0	22
13	HERNDON, Alan	1	1-1	0-0	0-0	0	3	3	1	2	1	3	0	7
05	AVERBUCK, Sam	0	0-0	0-0	0-0	0	0	0	1	0	0	0	0	0
14	MUELLER, Austin	2	2-2	1-1	0-0	0	0	0	1	5	0	0	1	11
24	ADAMS, Louis	11	11-15	3-4	6-11	1	3	4	3	31	4	1	1	28
Team		0	0	0	0	0	0	0	0	0	0	0	0	0
Totals		37-64	13-23	27-38	4	24	28	32	114	19	18	2	7	200

FG % 1st Half: 17-30 56.7% 2nd half: 20-34 58.8% Game: 37-64 57.8%
3FG % 1st Half: 6-11 54.5% 2nd half: 7-12 58.3% Game: 13-23 56.5%
FT % 1st Half: 13-15 86.7% 2nd half: 14-23 60.9% Game: 27-38 71.1%

Officials: Mike Reed, Eric Curry, Deron White
Technical fouls: New Mexico-None, Wyoming-ADAMS, Louis.
Attendance: 4321

Score by periods	1st	2nd	Total
New Mexico	55	64	119
Wyoming	53	61	114

Last FG: New NM 00-20:26, WYO 20:02:02.
Largest lead - NM by 15 2nd-03:15, WYO by 3 1st-04:19.
NM led for 35:35, WYO led for 02:02. Game was tied for 02:23.

Score tied - 5 times.
Lead changed - 8 times.

Game #29

UNLV 90 • 19-10, 8-8 MW

#	Player	Total		3-Ptr		Rebounds		PF	TP	A	To	Blk	Stl	Min			
		FG	FGA	FG	FGA	FT	FTA								Def	Off	
##	JUSTISON, Shakur	8	15	0	0	2	2	5	8	13	4	18	1	2	0	37	
24	BECK, Tervell	1	2	2	2	0	0	1	1	0	5	1	0	1	0	18	
44	MCCOY, Brandon	1	7	4	7	0	1	4	4	8	3	15	0	2	1	23	
24	JOHNSON, Jordan	9	12	7	12	2	2	4	6	2	25	9	4	0	1	23	
20	MOORING, Jovan	1	4	1	4	1	2	9	1	4	12	1	2	0	0	24	
09	GREEN, Jay	0	0	0	0	0	0	0	0	1	0	0	0	0	0	0	
01	CLYBURN, Kris	3	7	1	3	0	2	1	1	2	0	7	1	0	0	28	
03	HARDY, Amauri	2	8	0	0	0	0	3	3	2	4	3	1	0	0	17	
11	DEMELLE, Cheickna	1	2	0	0	0	0	0	0	1	2	0	0	0	0	8	
34	DIOR, Cheikh Mbakke	1	3	0	0	1	2	3	4	2	1	0	0	0	0	8	
Totals		29	60	4	7	28	40	13	26	39	21	90	17	1	1	3	200

FG % 1st Half: 15-35 42.9% 2nd half: 14-25 56.0% Game: 29-60 48.3%
3FG % 1st Half: 1-2 50.0% 2nd half: 3-5 60.0% Game: 4-7 57.1%
FT % 1st Half: 10-12 83.3% 2nd half: 18-28 64.3% Game: 28-40 70.0%

New Mexico 91 • 15-14, 10-6 MW

#	Player	FG	FGA	FG-FGA	FT	FTA	Reb	PF	TP	A	To	Blk	Stl	Min															
	LOGWOOD, Sam	7	12	1-1	2-2		1	9	10	2	17	0	0	26															
10	MALUACH, Makuach	9	5-7	2-2	1-2		1	2	3	4	13	2	0	0	20														
01	MCNEAL, Chris	9	1-5	0-3	2-2		0	2	2	2	4	2	2	0	23														
14	KUIPER, Dane	8	3-4	2-2	2-2		0	2	3	10	0	1	0	0	22														
31	SIMONS, Troy	9	4-7	1-4	0-1		1	2	3	3	9	2	2	0	26														
03	JACKSON, Antino	2	2-7	0-5	0-0		0	0	0	4	6	5	2	0	17														
05	FURSTINGER, Joe	9	2-6	0-0	9-11		0	3	5	13	0	2	0	1	18														
15	PINCHUK, Vladimir	0	0-2	0-0	1-2		1	2	3	1	0	1	1	0	37														
32	MATHIS, Anthony	4	6-5	3-5	7-7		0	0	0	3	18	0	2	0	0	11													
	Team	0	0	0	0		0	3	3	0	0	0	0	0	0	0													
Totals		28-56		11-22		24-29		4		24		28		29		91		11		10		3		2		200			
FG % 1st Half: 11-25		44.0%		2nd Half: 17-21		54.8%		Game: 28-56		50.0%		Opp: 28-56		50.0%		Reb: 24-28		24.0%		PF: 91-110		82.7%		TP: 2-10		20.0%		Deadtime: 0:00	

FG % 1st Half: 11-25 44.0% 2nd half: 17-31 54.8% Game: 28-56 50.0%
3FG % 1st Half: 3-9 33.3% 2nd half: 8-13 61.5% Game: 11-22 50.0%
FT % 1st Half: 1-9 11.1% 2nd half: 7-10 70.0% Game: 24-29 82.8%

Officials: Tom O'Neill, Michael Irving, Kelly Self
Technical fouls: UNLV-None, New Mexico-None.
Attendance: 12080

Score by periods	1st	2nd	Total
UNLV	41	49	90
New Mexico	42	49	91

Last FG: UNLV 2nd-01:43, NM 2nd-00:16.
Largest lead - UNLV by 5 1st-04:24, NM by 11 2nd-14:07.
UNLV led for 00:32, NM led for 30:37. Game was tied for 01:51.

Score tied - 6 times.
Lead changed - 11 times.

Game 30 - New Mexico 108, Colorado State 87 Feb. 28, 2018 | Moby Arena

Lobos Make History, Top CSU 108-87 on the Road

FORT COLLINS, COLO. --- The University of New Mexico men's basketball team broke more records in its 108-87 victory on Wednesday night at Colorado State, clinching a first-round bye in the 2018 Mountain West Tournament. UNM's 21-point victory margin marks the most ever over the Rams in Fort Collins, the previous high was 19 in 2008.

If that stat isn't enough, the victory also marks the first time in program history that the Lobos have notched back-to-back 100-point games on the road. UNM has only scored 100+ points on the road eight times in program history.

The victory extends UNM's win streak to a season-best four and moves the Lobos to 16-14 overall, 11-6 in Mountain West play. Eleven conference wins marks the most since UNM went to the NCAA Tournament in 2014. Colorado State falls to 11-20, 4-14 MW.

"Our offense is in a really good rhythm right now. I think we've got a great balance of transition, some inside scorers, some outside scorers and getting to the free throw line," head coach Paul Weir said. "Turnovers are still an issue ... I didn't think we were as sharp as I would have liked throughout the entire 40 minutes.

"I'm glad to be a favorite on the road and actually go out and handle our business. We've had some games where we didn't do that ... but I thought tonight we showed a bit of growth there. You've got to give Colorado State credit, I thought they played well in the second half."

The Lobos were led by seven players in double figures, the most in a conference game this season, paced by senior Joe Furstinger who collected a career-high 22 points on a near-perfect performance. He went 6-of-7 from the floor and a perfect 10-for-10 from the free throw line while adding a pair of blocks. He also led the Lobos with seven rebounds on the night.

The next-leading scorer was senior Sam Logwood (15) followed by junior Anthony Mathis (14), senior Antino Jackson (13), freshman Makuach Maluach (12) and juniors Chris McNeal and Troy Simons with 10 apiece. Jackson also added nine assists, nearly reaching a rare point-assist double-digit.

The Lobos jumped out to an early start on Wednesday and didn't let up en route to the sweep of the Rams.

UNM quickly got ahead by six, 11-5 before exploding on a 10-0 run to jump out to a 16-point lead, 21-5, just 5:39 into the contest. The Lobos extended the lead to 20 at the 10:03 mark on a 3-pointer by McNeal, 32-12 before making it a 30-point game with 5:01 left on a jumper by Simons. CSU clipped but couldn't shave more than four points off the deficit before the end of the half.

The halftime score was 58-32 in favor of the Lobos for a 26-point advantage.

At the break, UNM was firing at a blistering clip of 71.4 percent from the floor (20-28), marking the highest shooting percentage in the first half this season.

In the second half, Colorado State went on an 8-0 run over 1:03 to make it a 21-point game, 63-42, with 17:49 on the clock, forcing Coach Weir to call a timeout. The Lobo lead fluctuated between 25 and 17 for the next 7:41 until Colorado State got the game to 16 points on a 6-0 run that included a pair of jumpers and a layup.

Coach Weir called his final timeout and junior Dane Kuiper hit a jumper before three straight free throws from CSU made it a 15-point game, 98-83. The Lobos went on an 8-2 run on layups by Mathis and Maluach and a pair of free throws from both Furstinger and Logwood to put the margin back in the twenties, 106-85 with 2:11 left.</

Game 31 - New Mexico 95, Fresno State 86 - OT
March 4, 2018 | Dreamstyle Arena - The Pit

Lobos Lock in Third with OT Senior Night Win

ALBUQUERQUE, N.M. --- The University of New Mexico men's basketball team sent its seniors off in style on Saturday night in Dreamstyle Arena - The Pit with a thrilling 95-86 overtime victory over Fresno State to clinch the third seed in the 2018 Mountain West Championships. The Lobos, now 17-14, 12-6 in the league, were picked to finish ninth this season and end conference play on a five-win streak.

Following the close matchup, which saw five players score in double figures, seniors Joe Furstinger, Sam Logwood and Antino Jackson were honored.

"The three seniors are terrific young men, I'm really happy for them, particularly the guys who have been here and maybe have been through a lot the past few years," head coach Paul Weir said. "To finish with a good conference season like this maybe makes up for some things that weren't great in the past, and then Antino came in and had a really good year for us too.

"I'm glad to enjoy those festivities, but right now it's on to the tournament and we'll start on that tomorrow morning."

Leading by five at the half, 39-34, the Lobos got out to as much as a 14-point lead with 14:53 left in the second half, and again at the 14:12 mark. Fresno State followed with a 10-0 run to cut the Lobo lead to just four, 54-50. The Lobos responded however, embarking on a 12-4 run capped by a pair of 5-pointers from junior Anthony Mathis within 12 seconds.

Mathis connected at 8:54 to put the Lobos up nine before junior Troy Simons promptly snatched a steal on the inbound play and passed to Mathis for another three at 8:42 that got the crowd fired up, 66-54 Lobos.

UNM held at least a five-point advantage for the next eight minutes but, with 47 seconds on the clock, Fresno State's Sam Bittner stole the ball and passed it to Jahmel Taylor, who finished with a team-best 23 points on the night, who scored a layup to cut the Lobo lead to three, 81-78.

The Lobos called a timeout, followed by a UNM turnover and, with 17 seconds left, Taylor hit a three to tie it 81-81. Jackson attempted to take the win with three seconds left but missed from 3-point range and the Lobos got the offensive rebound to maintain possession with 1.8 seconds left on the clock.

Coach Weir called another timeout to draft a play that led Mathis to attempt a jumper, but the shot didn't fall and the teams went into extra minutes.

After allowing their lead to slip away in the waning minutes of the second half, the Lobos didn't make the same mistake twice. UNM allowed the Bulldogs to score just five points in five minutes of overtime, all free throws, while the Lobos scored 14. UNM's 14 points in overtime started and ended with a pair of Simons free throws as he went 6-for-6 from the stripe in the extra frame, as well as a layup from Furstinger, a 3-pointer and a free throw from Jackson and another pair of free throws from junior Chris McNeal.

With just 21 seconds left on the clock and the Lobos ahead by nine, Coach Weir substituted out Logwood and he followed by subbing out Furstinger with 11 seconds left. As he did so, the crowd of 13,069 erupted for its tenured seniors.

"I don't even know what to say. The fans, they are unreal and unbelievable. It's a great opportunity for anyone that hears (these fans)," Jackson said. "This place is really home. They made me feel like I'm really at home in just a small amount of time, but I feel like I've been here for four years ... This is a very special city, and I'm very happy to be a part of it."

The five Lobos to score in double figures on the night include Mathis, who registered 23 points for his 18th straight game scoring in double figures. He went a perfect 5-for-5 from behind the arc, 2-for-2 from the charity stripe and 8-for-9 from the field.

Mathis was followed by Jackson who netted 16 points and collected four assists and one steal and Simons who also scored 16 points while nabbing two steals and going 8-for-8 from the free throw line. Logwood added 12 points, five rebounds and three steals while Furstinger nearly notched his seventh double-double of the season with 11 points and nine rebounds.

UNM outshot Fresno State 53.7-49.1 percent on the night and 50.0-41.2 percent from 3-point range. The Lobos also shot 87.1 percent from the free throw line compared to 81.1 percent for Fresno State.

The Lobos outrebounded the Bulldogs, marking just the 10th time all season that UNM has outrebounded its opponent, the fifth time in conference play.

UNM claims the third seed in the 2018 Mountain West Tournament and will play the winner of the No. 6 (Wyoming) and No. 11 (San José State) seeds on Thursday, March 8 at 9:30 p.m. MT in Las Vegas, Nev.

Game #31

Fresno State 86 • 21-10, 11-7 MW

#	Player	Total			3-Ptr			Rebounds			PF	TP	A	TO	Blk	Stl	Min
		FG	FGA	FT	FTA	Off	Def	Tot	Off	Def							
11	WILLIAMS, Bryson	6-12	0-0	2-2	2	6	8	5	14	0	4	0	1	40-			
20	BITTNER, Sam	1-5	1-4	0-0	0	1	1	2	3	2	1	0	2	36			
05	TAYLOR, Jahmel	7-11	5-7	4-6	1	2	3	4	23	1	3	0	1	29			
21	TAYLOR, Deshon	6-13	1-3	10-12	2	2	4	2	23	2	1	0	2	41			
22	BOWLES, Ray	3-7	0-2	5-6	0	0	0	5	11	1	3	0	0	35			
03	McWILLIAMS, Johnny	1-4	0-1	0-0	0	0	0	2	2	0	0	0	1	10			
12	GRIMES, Nate	0-0	0-0	0-0	1	0	1	0	0	0	0	0	1	7			
34	CARTER II, Terrell	4-5	0-0	2-2	2	5	7	4	10	0	3	2	1	27			
Team		0			2	2	2										
Totals		28-57	7-17	23-28	8	18	26	24	86	6	15	3	7	225			
FG % 1st Half: 13-26 50.0% 2nd half: 15-27 55.6% OT: 0-4 0.0% Game: 28-57 49.1% Deadball Rebounds																	
3FG % 1st Half: 3-8 37.5% 2nd half: 4-9 44.4% OT: 0-0 0.0% Game: 7-17 41.2% Rebounds																	
FT % 1st Half: 5-6 83.3% 2nd half: 13-14 92.9% OT: 5-8 62.5% Game: 23-28 82.1% 3.1																	

New Mexico 95 • 17-14, 12-6 MW

#	Player	Total			3-Ptr			Rebounds			PF	TP	A	TO	Blk	Stl	Min
		FG	FGA	FT	FTA	Off	Def	Tot	Off	Def							
02	LOGWOOD, Sam	4-6	0-0	4-5	1	4	5	3	12	3	3	0	0	35			
05	FURSTINGER, Joe	5-7	0-0	1-3	0	9	9	1	11	0	4	0	1	35			
01	McNEAL, Chris	1-2	1-1	2-2	0	0	0	3	5	1	2	0	0	18			
03	JACKSON, Antino	4-13	2-8	6-7	1	1	2	5	16	4	4	0	1	31			
14	KUIPER, Dane	3-4	0-1	1-1	0	2	2	1	7	1	0	0	1	22			
10	MAJALACH, Makuach	1-6	0-1	2-2	3	5	0	1	0	0	1	0	0	16			
15	PINCHUK, Vladimir	0-1	0-0	2-2	1	0	1	1	2	0	0	1	0	5			
31	SIMONS, Troy	3-6	2-4	8-8	1	5	6	2	16	2	1	0	2	31			
32	MATHIS, Anthony	8-9	5-5	2-2	0	2	2	4	23	0	3	0	0	32			
Team		2			0	2	2										
Totals		29-54	10-20	27-31	8	23	31	23	95	11	18	1	5	225			
FG % 1st Half: 13-27 48.1% 2nd half: 14-23 60.9% OT: 2-4 50.0% Game: 29-54 53.7% Deadball Rebounds																	
3FG % 1st Half: 5-10 50.0% 2nd half: 4-7 57.1% OT: 1-3 33.3% Game: 10-20 50.0% Rebounds																	
FT % 1st Half: 8-8 100.0 2nd half: 10-13 76.9% OT: 9-10 90.0% Game: 27-31 87.1% 2																	

Officials: Tom O'Neill, Winston Stith, Jimmy Casas
Technical fouls: Fresno State-None, New Mexico-None.
Attendance: 13069

Score by periods	1st	2nd	OT	Total
Fresno State	34	47	5	86
New Mexico	39	42	14	95

Last FG - FS 2nd-00:17, NM OT-01:16.
Largest lead - FS by 2 1st-11:52, NM by 14 2nd-14:53.
FS led for 00:36, NM led for 37:28. Game was tied for 06:56.

Score tied - 8 times.
Lead changed - 2 times.

STAT BREAKDOWN: THIS SEASON VS BOISE STATE

New Mexico vs. No. 2 Seed Boise State

RECORD:	OVERALL	HOME	AWAY	NEUTRAL
ALL GAMES	0-2	0-1	0-1	0-0
CONFERENCE	0-2	0-1	0-1	0-0
NON-CONFERENCE	0-0	0-0	0-0	0-0

#	Player	gp-gs	min	avg	Total		3-Point		F-Throw		Rebounds								pts	avg		
					fg-fga	fg%	3fg-fga	3fg%	ft-fa	ft%	off	def	tot	avg	pf	dq	a	to			blk	stl
32	MATHIS, Anthony	2-1	49	24.5	10-21	.476	7-13	.538	3-4	.750	0	0	0	0.0	2	0	2	1	0	2	30	15.0
05	FURSTINGER, Joe	2-2	72	36.0	9-16	.563	0-1	.000	5-6	.833	0	13	13	6.5	6	0	2	5	5	2	23	11.5
14	KUIPER, Dane	2-2	46	23.0	6-13	.462	3-9	.333	3-5	.600	0	6	6	3.0	1	0	3	3	0	4	18	9.0
03	JACKSON, Antino	2-1	48	24.0	4-13	.308	3-9	.333	4-4	1.000	2	5	7	3.5	3	0	3	7	0	1	15	7.5
02	LOGWOOD, Sam	2-0	49	24.5	5-15	.333	0-0	.000	4-4	1.000	3	3	6	3.0	4	0	2	2	0	1	14	7.0
10	MALUACH, Makuach	2-2	32	16.0	5-9	.556	0-0	.000	3-4	.750	1	3	4	2.0	7	1	1	2	0	0	13	6.5
31	SIMONS, Troy	2-0	42	21.0	4-10	.400	2-7	.286	1-2	.500	1	4	5	2.5	6	1	2	2	1	4	11	5.5
01	McNEAL, Chris	2-1	45	22.5	3-16	.188	2-10	.200	0-0	.000	0	5	5	2.5	1	0	12	0	0	1	8	4.0
15	PINCHUK, Vladimir	1-0	6	6.0	0-0	.000	0-0	.000	1-2	.500	1	1	2	2.0	1	0	0	1	0	0	1	1.0
11	SIMMONS, Jachai	1-1	11	11.0	0-2	.000	0-1	.000	0-0	.000	0	1	1	1.0	0	0	0	0	0	0	0	0.0
	Team										0	2	2				1					
	Total.....	2	400		46-115	.400	17-50	.340	24-31	.774	8	43	51	25.5	31	2	27	24	6	15	133	66.5
	Opponents.....	2	400		65-126	.516	12-30	.400	21-29	.724	23	63	86	43.0	29	-	24	27	2	16	163	81.5

Score by Periods	1st	2nd	Totals
New Mexico	62	71	133
Opponents	74	89	163

No. 2 Seed Boise State vs New Mexico

RECORD:	OVERALL	HOME	AWAY	NEUTRAL
ALL GAMES	2-0	1-0	1-0	0-0
CONFERENCE	2-0	1-0	1-0	0-0
NON-CONFERENCE	0-0	0-0	0-0	0-0

#	Player	gp-gs	min	avg	Total		3-Point		F-Throw		Rebounds				pf	dq	a	to	blk	stl	pts	avg		
					fg-fga	fg%	3fg-fga	3fg%	ft-fa	ft%	off	def	tot	avg										
15	HUTCHISON, Chandle	2-2	63	31.5	16-28	.571	1-5	.200	7-8	.875	1	21	22	11.0	6	0	5	4	1	6	40	20.0		
43	SENGFELDER, Chris	2-2	58	29.0	11-17	.647	2-6	.333	6-6	1.000	8	8	16	8.0	1	0	1	3	1	2	30	15.0		
34	HOBBS, Alex	2-0	57	28.5	11-21	.524	1-3	.333	1-2	.500	1	5	6	3.0	4	0	5	5	0	3	24	12.0		
03	JESSUP, Justinian	2-2	57	28.5	9-14	.643	5-7	.714	1-2	.500	0	9	9	4.5	2	0	7	5	0	2	24	12.0		
11	HANEY, Zach	2-2	52	26.0	7-18	.389	0-1	.000	4-5	.800	8	6	14	7.0	2	0	1	4	0	0	18	9.0		
02	WILLIAMS, Lexus	2-2	43	21.5	7-13	.538	2-4	.500	0-0	.000	0	4	4	2.0	9	1	5	5	0	2	16	8.0		
00	DICKINSON, Marcus	2-0	34	17.0	2-10	.200	1-3	.333	0-0	.000	0	4	4	2.0	1	0	0	0	0	0	5	2.5		
10	JORCH, Robin	1-0	14	14.0	1-2	.500	0-0	.000	1-2	.500	1	1	2	2.0	2	0	0	0	0	1	3	3.0		
22	JARDINE, Casdon	2-0	6	3.0	1-2	.500	0-1	.000	0-0	.000	0	0	0	0.0	2	0	0	0	0	0	2	1.0		
05	HARWELL, Malek	2-0	4	2.0	0-0	.000	0-0	.000	1-2	.500	0	0	0	0.0	0	0	0	0	0	0	1	0.5		
33	WACKER, David	2-0	9	4.5	0-1	.000	0-0	.000	0-0	.000	1	4	5	2.5	0	0	0	1	0	0	0	0.0		
01	CHRISTON, Cam	1-0	2	2.0	0-0	.000	0-0	.000	0-0	.000	0	0	0	0.0	0	0	0	0	0	0	0	0.0		
21	ALSTON, Derrick	1-0	1	1.0	0-0	.000	0-0	.000	0-2	.000	0	0	0	0.0	0	0	0	0	0	0	0	0.0		
Team											3	1	4											
Total.....		2	400		65-126	.516	12-30	.400	21-29	.724	23	63	86	43.0	29	1	24	27	2	16	163	81.5		
Opponents.....		2	400		46-115	.400	17-50	.340	24-31	.774	8	43	51	25.5	31	-	27	24	6	15	133	66.5		

Score by Periods	1st	2nd	Totals
Boise State	74	89	163
Opponents	62	71	133

STAT BREAKDOWN: THIS SEASON VS WYOMING

New Mexico vs. No. 6 Seed Wyoming

RECORD:	OVERALL	HOME	AWAY	NEUTRAL
ALL GAMES	2-0	1-0	1-0	0-0
CONFERENCE	2-0	1-0	1-0	0-0
NON-CONFERENCE	0-0	0-0	0-0	0-0

#	Player	gp-gs	min	avg	Total		3-Point		F-Throw		Rebounds								pts	avg		
					fg-fga	fg%	3fg-fga	3fg%	ft-fa	ft%	off	def	tot	avg	pf	dq	a	to			blk	stl
10	MALUACH, Makuach	2-2	58	29.0	8-16	.500	3-6	.500	18-21	.857	4	3	7	3.5	7	0	5	2	0	3	37	18.5
05	FURSTINGER, Joe	2-2	47	23.5	10-16	.625	1-3	.333	5-8	.625	2	13	15	7.5	9	1	4	9	3	0	26	13.0
32	MATHIS, Anthony	2-0	41	20.5	8-17	.471	5-11	.455	5-6	.833	3	4	7	3.5	5	1	0	3	1	1	26	13.0
02	LOGWOOD, Sam	1-0	30	30.0	11-12	.917	0-0	.000	2-3	.667	1	8	9	9.0	2	0	2	3	0	0	24	24.0
31	SIMONS, Troy	1-0	25	25.0	8-11	.727	4-6	.667	4-6	.667	0	6	6	6.0	4	0	1	1	0	1	24	24.0
03	JACKSON, Antino	2-2	52	26.0	8-15	.533	5-9	.556	2-3	.667	1	1	2	1.0	8	1	6	7	0	6	23	11.5
01	McNEAL, Chris	2-1	47	23.5	4-12	.333	2-8	.250	12-14	.857	0	0	0	0.0	6	0	7	11	0	3	22	11.0
14	KUIPER, Dane	2-2	56	28.0	3-5	.600	3-5	.600	2-2	1.000	0	11	11	5.5	2	0	3	1	1	2	11	5.5
15	PINCHUK, Vladimir	2-0	25	12.5	0-2	.000	0-0	.000	1-5	.200	2	3	5	2.5	6	0	1	0	2	0	1	0.5
11	SIMMONS, Jachai	2-1	19	9.5	0-4	.000	0-3	.000	0-0	.000	0	3	3	1.5	1	0	1	2	0	0	0	0.0
	Team										2	1	3					1				
	Total.....	2	400		60-110	.545	23-51	.451	51-68	.750	15	53	68	34.0	50	3	30	40	7	16	194	97.0
	Opponents.....	2	400		63-117	.538	17-35	.486	37-50	.740	8	43	51	25.5	54	-	28	36	7	14	180	90.0

Score by Periods	1st	2nd	Totals
New Mexico	82	112	194
Opponents	85	95	180

No. 6 Seed Wyoming vs New Mexico

RECORD:	OVERALL	HOME	AWAY	NEUTRAL
ALL GAMES	0-2	0-1	0-1	0-0
CONFERENCE	0-2	0-1	0-1	0-0
NON-CONFERENCE	0-0	0-0	0-0	0-0

#	Player	gp-gs	min	avg	Total		3-Point		F-Throw		Rebounds								pts	avg			
					fg-fga	fg%	3fg-fga	3fg%	ft-fa	ft%	off	def	tot	avg	pf	dq	a	to			blk	stl	
01	JAMES, Justin	2-2	71	35.5	17-30	.567	3-8	.375	17-23	.739	0	8	8	4.0	6	0	7	4	1	3	54	27.0	
24	ADAMS, Louis	2-0	41	20.5	14-20	.700	3-4	.750	8-14	.571	1	3	4	2.0	5	0	4	6	2	1	39	19.5	
20	DALTON, Hayden	2-2	63	31.5	11-24	.458	7-11	.636	2-2	1.000	1	13	14	7.0	9	1	7	6	1	2	31	15.5	
03	AKA GORSKI,Alexand	2-0	41	20.5	4-8	.500	1-5	.200	5-6	.833	0	3	3	1.5	9	1	3	2	0	3	14	7.0	
00	REDDING, Nyaires	2-0	29	14.5	3-7	.429	1-3	.333	2-2	1.000	0	2	2	1.0	6	1	3	4	0	1	9	4.5	
05	HERNDON, Alan	2-1	38	19.0	4-10	.400	0-0	.000	0-0	.000	3	8	11	5.5	3	0	1	5	2	0	8	4.0	
10	KELLEY, Cody	2-2	43	21.5	3-6	.500	1-2	.500	0-0	.000	0	1	1	0.5	2	0	3	4	0	1	7	3.5	
02	MOEMEKA, Andrew	2-1	26	13.0	3-4	.750	0-0	.000	1-1	1.000	0	1	1	0.5	5	1	0	1	1	0	7	3.5	
12	MALDONADO, Hunter	2-2	37	18.5	2-6	.333	0-1	.000	2-2	1.000	0	3	3	1.5	6	0	0	4	0	2	6	3.0	
14	MUELLER, Austin	1-0	11	11.0	2-2	1.000	1-1	1.000	0-0	.000	0	0	0	0.0	1	0	0	0	0	1	5	5.0	
13	AVERBUCK, Sam	1-0	0	0.0	0-0	.000	0-0	.000	0-0	.000	0	0	0	0.0	1	0	0	0	0	0	0	0.0	
Team											3	1	4		1								
Total.....		2	400		63-117	.538	17-35	.486	37-50	.740	8	43	51	25.5	54	4	28	36	7	14	180	90.0	
Opponents.....		2	400		60-110	.545	23-51	.451	51-68	.750	15	53	68	34.0	50	-	30	40	7	16	194	97.0	

Score by Periods	1st	2nd	Totals
Wyoming	85	95	180
Opponents	82	112	194

STAT BREAKDOWN: THIS SEASON VS UTAH STATE

New Mexico vs. No. 7 Seed Utah State

RECORD:	OVERALL	HOME	AWAY	NEUTRAL
ALL GAMES	1-1	1-0	0-1	0-0
CONFERENCE	1-1	1-0	0-1	0-0
NON-CONFERENCE	0-0	0-0	0-0	0-0

#	Player	gp-gs	min	avg	Total		3-Point		F-Throw		Rebounds												pts	avg
					fg-fga	fg%	3fg-fga	3fg%	ft-fa	ft%	off	def	tot	avg	pf	dq	a	to	blk	stl				
32	MATHIS, Anthony	2-2	66	33.0	16-25	.640	13-20	.650	5-5	1.000	0	5	5	2.5	7	1	7	3	0	2	50	25.0		
01	McNEAL, Chris	2-1	57	28.5	12-25	.480	4-11	.364	3-3	1.000	0	3	3	1.5	4	0	6	2	0	2	31	15.5		
10	MALUACH, Makuach	2-2	55	27.5	13-21	.619	3-6	.500	2-3	.667	5	4	9	4.5	5	0	2	4	1	2	31	15.5		
14	KUIPER, Dane	2-1	49	24.5	4-11	.364	1-5	.200	3-4	.750	0	3	3	1.5	4	0	3	1	0	2	12	6.0		
05	FURSTINGER, Joe	2-1	67	33.5	5-10	.500	0-0	.000	0-0	.000	5	11	16	8.0	5	0	6	1	5	3	10	5.0		
31	SIMONS, Troy	2-0	42	21.0	4-16	.250	2-7	.286	0-0	.000	1	3	4	2.0	5	0	6	2	0	1	10	5.0		
02	LOGWOOD, Sam	1-0	22	22.0	4-8	.500	0-0	.000	2-2	1.000	2	2	4	4.0	2	0	0	1	0	1	10	10.0		
03	JACKSON, Antino	1-1	22	22.0	1-9	.111	1-7	.143	0-0	.000	2	4	6	6.0	1	0	5	4	0	3	3	3.0		
11	SIMMONS, Jachai	1-1	8	8.0	0-0	.000	0-0	.000	1-2	.500	0	0	0	0.0	1	0	0	0	0	0	1	1.0		
15	PINCHUK, Vladimir	1-1	10	10.0	0-0	.000	0-0	.000	0-0	.000	0	1	1	1.0	0	0	1	0	0	0	0	0.0		
04	MONDRAGON, Mike	1-0	2	2.0	0-0	.000	0-0	.000	0-0	.000	0	0	0	0.0	0	0	0	0	0	0	0	0.0		
Team											2	0	2					1						
Total.....		2	400		59-125	.472	24-56	.429	16-19	.842	17	36	53	26.5	34	1	36	19	6	16	158	79.0		
Opponents.....		2	400		51-94	.543	23-44	.523	27-34	.794	11	50	61	30.5	28	-	25	36	5	10	152	76.0		

Score by Periods	1st	2nd	Totals
New Mexico	71	87	158
Opponents	73	79	152

No. 7 Seed Utah State vs New Mexico

RECORD:	OVERALL	HOME	AWAY	NEUTRAL
ALL GAMES	1-1	1-0	0-1	0-0
CONFERENCE	1-1	1-0	0-1	0-0
NON-CONFERENCE	0-0	0-0	0-0	0-0

#	Player	gp-gs	min	avg	Total		3-Point		F-Throw		Rebounds								pts	avg			
					fg-fga	fg%	3fg-fga	3fg%	ft-fa	ft%	off	def	tot	avg	pf	dq	a	to			blk	stl	
03	MERRILL, Sam	2-2	74	37.0	16-25	.640	10-14	.714	9-10	.900	0	4	4	2.0	3	0	4	8	1	0	51	25.5	
01	McEWEN, Koby	2-2	64	32.0	12-20	.600	7-11	.636	10-12	.833	0	19	19	9.5	6	0	7	12	1	4	41	20.5	
10	TAYLOR, Quinn	2-2	65	32.5	9-13	.692	0-1	.000	1-2	.500	5	3	8	4.0	6	0	3	1	1	1	19	9.5	
24	BRITO, Diogo	2-2	70	35.0	5-9	.556	2-4	.500	3-4	.750	1	9	10	5.0	1	0	6	5	1	1	15	7.5	
25	BROWN JR., Dwayne	2-2	57	28.5	6-17	.353	3-7	.429	0-0	.000	3	7	10	5.0	2	0	3	4	1	4	15	7.5	
23	HENSON, Daron	2-0	26	13.0	1-7	.143	1-6	.167	1-2	.500	1	0	1	0.5	6	0	0	0	0	0	4	2.0	
00	ISBY, DeAngelo	1-0	11	11.0	2-2	1.000	0-0	.000	0-0	.000	0	1	1	1.0	2	0	0	2	0	0	4	4.0	
04	AINGE, Crew	2-0	10	5.0	0-0	.000	0-0	.000	2-2	1.000	0	0	0	0.0	0	0	1	1	0	0	2	1.0	
11	DARGENTON, Alex	1-0	9	9.0	0-0	.000	0-0	.000	1-2	.500	0	2	2	2.0	1	0	0	1	0	0	1	1.0	
30	PORTER, Abel	2-0	9	4.5	0-0	.000	0-0	.000	0-0	.000	0	1	1	0.5	0	0	1	1	0	0	0	0.0	
05	PEARRE, Julion	1-0	5	5.0	0-1	.000	0-1	.000	0-0	.000	0	1	1	1.0	1	0	0	1	0	0	0	0.0	
Team											1	3	4										
Total.....		2	400		51-94	.543	23-44	.523	27-34	.794	11	50	61	30.5	28	0	25	36	5	10	152	76.0	
Opponents.....		2	400		59-125	.472	24-56	.429	16-19	.842	17	36	53	26.5	34	-	36	19	6	16	158	79.0	

Score by Periods	1st	2nd	Totals
Utah State	73	79	152
Opponents	71	87	158

STAT BREAKDOWN: THIS SEASON VS COLORADO STATE

New Mexico vs. No. 10 Seed Colorado State

RECORD:	OVERALL	HOME	AWAY	NEUTRAL
ALL GAMES	2-0	1-0	1-0	0-0
CONFERENCE	2-0	1-0	1-0	0-0
NON-CONFERENCE	0-0	0-0	0-0	0-0

##	Player	gp-gs	min	avg	Total		3-Point		F-Throw		Rebounds				pf	dq	a	to	blk	stl	pts	avg
					fg-fga	fg%	3fg-fga	3fg%	ft-fa	ft%	off	def	tot	avg								
05	FURSTINGER, Joe	2-2	56	28.0	12-16	.750	0-1	.000	11-12	.917	1	10	11	5.5	4	0	3	1	3	2	35	17.5
32	MATHIS, Anthony	2-1	53	26.5	9-21	.429	6-18	.333	3-4	.750	2	4	6	3.0	6	0	1	3	0	3	27	13.5
03	JACKSON, Antino	2-1	54	27.0	9-15	.600	5-10	.500	2-3	.667	0	1	1	0.5	6	0	20	6	0	6	25	12.5
31	SIMONS, Troy	2-1	41	20.5	8-14	.571	5-11	.455	2-2	1.000	4	4	8	4.0	3	0	1	2	0	4	23	11.5
10	MALUACH, Makuach	2-0	50	25.0	7-10	.700	1-3	.333	6-8	.750	1	5	6	3.0	4	0	4	4	0	1	21	10.5
02	LOGWOOD, Sam	1-0	25	25.0	5-6	.833	0-0	.000	5-5	1.000	1	5	6	6.0	4	0	3	1	0	0	15	15.0
01	McNEAL, Chris	2-1	37	18.5	4-11	.364	4-10	.400	1-2	.500	1	2	3	1.5	2	0	2	4	0	3	13	6.5
15	PINCHUK, Vladimir	2-2	29	14.5	5-7	.714	0-0	.000	1-4	.250	3	1	4	2.0	2	0	1	3	2	0	11	5.5
14	KUIPER, Dane	2-2	46	23.0	3-11	.273	0-8	.000	4-4	1.000	1	3	4	2.0	4	0	5	1	2	2	10	5.0
11	SIMMONS, Jachai	1-0	9	9.0	3-4	.750	2-3	.667	0-0	.000	0	0	0	0.0	1	0	1	0	0	0	8	8.0
Team											3	0	3		1							
Total.....		2	400		65-115	.565	23-64	.359	35-44	.795	17	35	52	26.0	37	0	41	25	7	21	188	94.0
Opponents.....		2	400		57-111	.514	10-26	.385	28-39	.718	26	36	62	31.0	43	-	24	42	5	13	152	76.0

Score by Periods	1st	2nd	Totals
New Mexico	102	86	188
Opponents	64	88	152

No. 10 Seed Colorado State vs New Mexico

RECORD:	OVERALL	HOME	AWAY	NEUTRAL
ALL GAMES	0-2	0-1	0-1	0-0
CONFERENCE	0-2	0-1	0-1	0-0
NON-CONFERENCE	0-0	0-0	0-0	0-0

##	Player	gp-gs	min	avg	Total		3-Point		F-Throw		Rebounds				pf	dq	a	to	blk	stl	pts	avg
					fg-fga	fg%	3fg-fga	3fg%	ft-fa	ft%	off	def	tot	avg								
03	MITCHELL, Raquan	2-1	71	35.5	10-22	.455	3-8	.375	6-7	.857	0	3	3	1.5	4	0	2	3	1	0	29	14.5
20	JAMES, Deion	2-2	65	32.5	14-27	.519	0-2	.000	1-3	.333	7	6	13	6.5	4	0	5	7	2	2	29	14.5
11	NIXON, Prentiss	1-1	35	35.0	8-18	.444	1-7	.143	10-11	.909	0	0	0	0.0	4	0	3	4	0	5	27	27.0
32	CARVACHO, Nico	2-2	58	29.0	7-12	.583	0-1	.000	5-8	.625	17	9	26	13.0	9	1	6	8	1	0	19	9.5
15	BONNER, Anthony	2-2	57	28.5	6-12	.500	2-2	1.000	3-5	.600	1	5	6	3.0	7	0	2	7	0	3	17	8.5
10	BOB, Che	2-2	51	25.5	7-12	.583	1-2	.500	2-3	.667	0	6	6	3.0	7	1	3	6	1	3	17	8.5
13	JENKINS, Lorenzo	2-0	35	17.5	2-5	.400	2-3	.667	0-0	.000	0	5	5	2.5	3	0	1	4	0	0	6	3.0
14	BERWICK, Robbie	1-0	18	18.0	2-2	1.000	0-0	.000	1-2	.500	0	0	0	0.0	1	0	2	0	0	0	5	5.0
21	RYAN, Logan	2-0	10	5.0	1-1	1.000	1-1	1.000	0-0	.000	0	1	1	0.5	4	0	0	1	0	0	3	1.5
Team											1	1	2					2				
Total.....		2	400		57-111	.514	10-26	.385	28-39	.718	26	36	62	31.0	43	2	24	42	5	13	152	76.0
Opponents.....		2	400		65-115	.565	23-64	.359	35-44	.795	17	35	52	26.0	37	-	41	25	7	21	188	94.0

Score by Periods	1st	2nd	Totals
Colorado State	64	88	152
Opponents	102	86	188

STAT BREAKDOWN: THIS SEASON VS SAN JOSÉ STATE

New Mexico vs. No. 11 Seed San José State

RECORD:	OVERALL	HOME	AWAY	NEUTRAL
ALL GAMES	2-0	1-0	1-0	0-0
CONFERENCE	2-0	1-0	1-0	0-0
NON-CONFERENCE	0-0	0-0	0-0	0-0

#	Player	gp-gs	min	avg	Total		3-Point		F-Throw		Rebounds				pf	dq	a	to	blk	stl	pts	avg
					fg-fga	fg%	3fg-fga	3fg%	ft-fa	ft%	off	def	tot	avg								
03	JACKSON, Antino	2-1	48	24.0	10-21	.476	6-15	.400	2-3	.667	1	1	2	1.0	7	0	12	3	0	5	28	14.0
32	MATHIS, Anthony	2-2	51	25.5	9-20	.450	6-16	.375	3-3	1.000	1	7	8	4.0	7	0	2	0	1	0	27	13.5
05	FURSTINGER, Joe	2-2	67	33.5	7-12	.583	1-2	.500	7-11	.636	5	11	16	8.0	6	0	5	3	6	6	22	11.0
01	McNEAL, Chris	2-1	56	28.0	6-18	.333	3-14	.214	3-6	.500	0	3	3	1.5	2	0	7	3	0	2	18	9.0
10	MALUACH, Makuach	2-1	45	22.5	7-11	.636	3-3	1.000	1-2	.500	3	1	4	2.0	8	0	2	3	0	2	18	9.0
02	LOGWOOD, Sam	1-0	22	22.0	3-5	.600	0-0	.000	4-7	.571	0	0	0	0.0	3	0	1	1	0	2	10	10.0
11	SIMMONS, Jachai	1-0	19	19.0	3-5	.600	2-3	.667	0-0	.000	3	1	4	4.0	1	0	1	0	0	1	8	8.0
14	KUIPER, Dane	2-2	43	21.5	2-16	.125	1-14	.071	1-2	.500	0	4	4	2.0	4	0	4	0	0	4	6	3.0
31	SIMONS, Troy	1-0	26	26.0	2-5	.400	2-4	.500	0-0	.000	1	0	1	1.0	2	0	1	2	0	1	6	6.0
15	PINCHUK, Vladimir	1-1	21	21.0	2-4	.500	0-0	.000	2-5	.400	2	3	5	5.0	2	0	1	0	0	0	6	6.0
04	MONDRAGON, Mike	1-0	2	2.0	1-1	1.000	0-0	.000	0-0	.000	0	0	0	0.0	0	0	1	0	0	0	2	2.0
Team											3	3	6					1				
Total.....		2	400		52-118	.441	24-71	.338	23-39	.590	19	34	53	26.5	42	0	37	16	7	23	151	75.5
Opponents.....		2	400		38-95	.400	6-24	.250	33-46	.717	24	53	77	38.5	41	-	20	45	3	10	115	57.5

Score by Periods	1st	2nd	Totals
New Mexico	75	76	151
Opponents	62	53	115

No. 11 Seed San José State vs New Mexico

RECORD:	OVERALL	HOME	AWAY	NEUTRAL
ALL GAMES	0-2	0-1	0-1	0-0
CONFERENCE	0-2	0-1	0-1	0-0
NON-CONFERENCE	0-0	0-0	0-0	0-0

#	Player	gp-gs	min	avg	Total		3-Point		F-Throw		Rebounds				pf	dq	a	to	blk	stl	pts	avg
					fg-fga	fg%	3fg-fga	3fg%	ft-fa	ft%	off	def	tot	avg								
32	WELAGE, Ryan	2-2	76	38.0	13-35	.371	4-11	.364	9-9	1.000	4	7	11	5.5	5	0	3	13	0	2	39	19.5
25	HILLSMAN, Jaycee	2-0	53	26.5	7-12	.583	1-4	.250	15-18	.833	3	10	13	6.5	7	1	2	5	0	2	30	15.0
02	CARLISLE, Nai	2-0	45	22.5	5-9	.556	0-0	.000	2-4	.500	2	2	4	2.0	3	0	2	1	0	2	12	6.0
05	FISHER, Keith	2-2	25	12.5	5-8	.625	0-0	.000	0-0	.000	2	6	8	4.0	5	0	0	7	0	1	10	5.0
13	BARRY, Oumar	2-0	46	23.0	4-5	.800	0-0	.000	1-3	.333	3	6	9	4.5	5	0	1	2	2	2	9	4.5
41	CHASTAIN, Ashtin	2-2	32	16.0	2-6	.333	0-0	.000	1-4	.250	3	5	8	4.0	6	0	0	1	0	0	5	2.5
10	NICHOLS, Isaiah	2-1	39	19.5	1-8	.125	0-4	.000	1-2	.500	1	6	7	3.5	3	0	4	2	0	1	3	1.5
20	BAUMANN, Noah	2-2	33	16.5	1-4	.250	1-2	.500	0-0	.000	1	3	4	2.0	1	0	1	7	0	0	3	1.5
21	JAMES, Jalen	1-1	27	27.0	0-5	.000	0-2	.000	2-2	1.000	0	2	2	2.0	4	0	5	2	0	0	2	2.0
12	SIMMONS, Caleb	1-0	9	9.0	0-0	.000	0-0	.000	2-4	.500	0	1	1	1.0	1	0	1	2	0	0	2	2.0
23	MITCHELL, Brandon	1-0	15	15.0	0-3	.000	0-1	.000	0-0	.000	0	1	1	1.0	1	0	1	2	1	0	0	0.0
Team											5	4	9					1				
Total.....		2	400		38-95	.400	6-24	.250	33-46	.717	24	53	77	38.5	41	1	20	45	3	10	115	57.5
Opponents.....		2	400		52-118	.441	24-71	.338	23-39	.590	19	34	53	26.5	42	-	37	16	7	23	151	75.5

Score by Periods	1st	2nd	Totals
San Jose State	62	53	115
Opponents	75	76	151

UNM VS OPPONENTS

Air Force

New Mexico leads 59-23

Home 34-4 (Pit 34-2), Road 21-16, Neutral 3-1

12-7-57	Air Force	68-50	Albuquerque
1-29-60	Air Force	70-66	at Denver
12-1-60	Air Force	85-73	at Air Force
2-7-62	Air Force	62-56	Albuquerque
2-11-67	New Mexico	73-64 (OT)	at Air Force
1-3-68	New Mexico	88-60	Albuquerque
2-7-70	New Mexico	64-61	at Air Force
1-11-71	New Mexico	73-66	Albuquerque
1-22-81	New Mexico	38-37	at Air Force
2-28-81	New Mexico	79-69	Albuquerque
1-8-82	New Mexico	68-61	Albuquerque
2-27-82	Air Force	64-59	at Air Force
1-17-83	New Mexico	89-76	Albuquerque
2-10-83	Air Force	61-52	at Air Force
1-19-84	New Mexico	57-47	at Air Force
2-20-84	New Mexico	49-48	Albuquerque
1-12-85	New Mexico	91-50	Albuquerque
2-1-85	New Mexico	58-52	at Air Force
2-6-86	New Mexico	72-70	Albuquerque
2-22-86	Air Force	66-64	at Air Force
1-17-87	New Mexico	80-65	at Air Force
2-28-87	New Mexico	80-73	Albuquerque
1-8-88	New Mexico	80-67	Albuquerque
2-4-88	Air Force	65-58	at Air Force
2-11-89	New Mexico	79-67	Albuquerque
2-25-89	New Mexico	80-73	at Air Force
3-9-89	New Mexico	74-60	at Salt Lake *
1-27-90	New Mexico	61-44	Albuquerque
2-28-90	New Mexico	62-54	at Air Force
1-31-91	New Mexico	92-55	Albuquerque
2-28-91	New Mexico	66-56	at Air Force
1-11-92	New Mexico	78-63	Albuquerque
2-29-92	New Mexico	70-55	at Air Force
1-9-93	New Mexico	63-43	Albuquerque
2-27-93	New Mexico	80-60	at Air Force
1-8-94	New Mexico	80-54	at Air Force
2-24-94	New Mexico	90-71	Albuquerque
1-4-95	New Mexico	86-72	Albuquerque
3-4-95	Air Force	59-58	at Air Force
1-4-96	New Mexico	61-49	at Air Force
2-29-96	New Mexico	67-55	Albuquerque
1-3-98	New Mexico	92-59	Albuquerque
2-14-98	New Mexico	96-72	at Air Force
1-22-00	New Mexico	89-72	Albuquerque
2-12-00	New Mexico	81-67	at Air Force
1-13-01	New Mexico	59-52	Albuquerque
2-10-01	Air Force	53-49	at Air Force
1-14-02	New Mexico	50-47	Albuquerque
2-9-02	Air Force	47-44	at Air Force
2-8-03	New Mexico	73-59	Albuquerque
3-8-03	Air Force	68-60	at Air Force
1-17-04	Air Force	68-42	Albuquerque
2-14-04	Air Force	51-50	at Air Force
1-15-05	Air Force	64-62	at Air Force
2-14-05	New Mexico	63-52	Albuquerque
1-21-06	New Mexico	62-59	Albuquerque
2-22-06	Air Force	51-46	at Air Force
1-9-07	Air Force	65-57	at Air Force
2-10-07	Air Force	60-51	Albuquerque
1-19-08	New Mexico	59-54	Albuquerque
2-20-08	New Mexico	68-51	at Air Force
1-10-09	New Mexico	78-53	Albuquerque
2-11-09	New Mexico	76-66	at Air Force
1-20-10	New Mexico	73-50	at Air Force
2-20-10	New Mexico	59-56	Albuquerque
3-11-10	New Mexico	75-69	at Las Vegas\$
2-1-11	New Mexico	75-61	at Air Force
3-5-11	New Mexico	66-61	Albuquerque
1-31-12	New Mexico	81-42	at Air Force
2-29-12	New Mexico	86-56	Albuquerque
3-8-12	New Mexico	79-64	at Las Vegas\$
2-6-13	New Mexico	81-58	Albuquerque
3-9-13	Air Force	89-88	at Air Force
3-5-14	New Mexico	80-52	Albuquerque
1-14-15	New Mexico	60-48	Albuquerque
2-4-15	Air Force	59-53	at Air Force
3-11-15	Air Force	68-61	Las Vegas \$
1-27-16	New Mexico	84-55	Albuquerque
2-20-16	Air Force	76-72	at Air Force
2-8-17	New Mexico	74-67	at Air Force
12-27-17	New Mexico	87-58	Albuquerque
2-10-18	Air Force	100-92	at Air Force

Boise State

New Mexico leads 10-5

Home 5-2 (Pit 5-2), Road 4-3, Neutral 1-0

2-4-12	New Mexico	65-49	at Boise
3-3-12	New Mexico	76-61	Albuquerque
1-16-13	New Mexico	79-74 (OT)	at Boise
2-16-13	New Mexico	60-50	Albuquerque
1-21-14	New Mexico	84-75	Albuquerque
2-12-14	Boise State	70-71	at Boise
3-14-14	New Mexico	70-67	at Las Vegas\$
1-18-15	Boise State	69-59	Albuquerque
2-24-15	Boise State	76-65	at Boise
1-30-16	New Mexico	88-83	at Boise
2-17-16	New Mexico	80-78	Albuquerque
1-17-17	New Mexico	81-70	at Boise
2-14-17	New Mexico	78-73	Albuquerque
1-3-18	Boise State	90-62	at Boise
2-6-18	Boise State	73-71	Albuquerque

Colorado State

New Mexico leads 77-46

Home 50-13 (Pit 45-6), Road 25-32, Neutral 2-1

12-20-40	Colorado State	53-39	at Denver
1-5-52	New Mexico	64-63	Albuquerque
1-12-52	Colorado State	85-60	at Ft. Collins
1-3-53	Colorado State	85-66	at Ft. Collins
1-16-53	New Mexico	72-56	Albuquerque
1-2-54	Colorado State	77-51	at Ft. Collins
1-16-54	Colorado State	67-62	Albuquerque
1-14-55	Colorado State	81-59	at Ft. Collins
2-19-55	New Mexico	70-65	Albuquerque
1-6-56	Colorado State	67-52	at Ft. Collins
2-24-56	Colorado State	75-67	Albuquerque
1-5-57	New Mexico	70-62	Albuquerque
2-23-57	Colorado State	78-54	at Ft. Collins
1-11-58	Colorado State	77-58	at Ft. Collins
1-25-58	Colorado State	48-41	Albuquerque
2-14-59	Colorado State	67-56	Albuquerque
2-13-59	Colorado State	74-55	at Ft. Collins
1-9-60	Colorado State	88-67	at Ft. Collins
1-23-60	Colorado State	77-63	Albuquerque
1-21-61	Colorado State	60-53	Albuquerque
2-10-61	Colorado State	90-61	at Ft. Collins
1-5-62	Colorado State	67-41	at Ft. Collins
1-20-62	Colorado State	74-58	Albuquerque
12-20-62	New Mexico	56-46	Albuquerque
12-6-63	New Mexico	55-53	at Ft. Collins
12-30-66	New Mexico	64-49	Albuquerque
1-10-70	Colorado State	79-62	at Ft. Collins
2-12-70	Colorado State	64-57	Albuquerque
1-30-71	Colorado State	79-71	at Ft. Collins
2-25-71	Colorado State	68-67	Albuquerque
1-7-72	Colorado State	93-65	at Ft. Collins
2-12-72	New Mexico	77-75 (OT)	Albuquerque
1-27-73	Colorado State	76-67	at Ft. Collins
2-22-73	New Mexico	93-72	Albuquerque
1-26-74	New Mexico	54-49	Albuquerque
2-22-74	New Mexico	67-65	at Ft. Collins
1-11-75	New Mexico	85-70	Albuquerque
2-14-75	Colorado State	58-53	at Ft. Collins
1-9-76	New Mexico	80-71	at Ft. Collins
2-14-76	New Mexico	84-75	Albuquerque
2-3-77	New Mexico	73-64	Albuquerque
3-5-77	Colorado State	78-64	at Ft. Collins
2-4-78	New Mexico	91-82	at Ft. Collins
3-2-78	New Mexico	111-88	Albuquerque
1-18-79	New Mexico	94-76	Albuquerque
2-17-79	New Mexico	77-69	at Ft. Collins
1-12-80	Colorado State	82-68	at Ft. Collins
2-7-80	New Mexico	80-79 (OT)	Albuquerque
1-9-81	New Mexico	80-75	at Ft. Collins
2-14-81	New Mexico	68-51	Albuquerque
1-29-82	New Mexico	67-58	Albuquerque
2-13-82	New Mexico	64-62	at Ft. Collins
1-13-83	New Mexico	68-58	Albuquerque
2-12-83	Colorado State	85-70	at Ft. Collins
1-21-84	New Mexico	55-47	at Ft. Collins
2-18-84	New Mexico	61-50	Albuquerque
1-28-85	New Mexico	44-42	Albuquerque
2-2-85	Colorado State	61-52	at Ft. Collins
3-6-85	New Mexico	62-56	Albuquerque*
1-11-86	Colorado State	65-58	at Ft. Collins
1-24-87	New Mexico	64-51	Albuquerque
2-21-87	New Mexico	62-61	at Ft. Collins
3-5-87	New Mexico	92-77	Albuquerque*
2-1-88	New Mexico	60-51	Albuquerque
2-18-88	Colorado State	61-60	at Ft. Collins
1-12-89	Colorado State	64-62	at Ft. Collins
1-26-89	New Mexico	65-62 (OT)	Albuquerque
1-6-90	New Mexico	63-61	Albuquerque
2-8-90	Colorado State	75-71	at Ft. Collins
1-3-91	New Mexico	54-46	Albuquerque
2-7-91	Colorado State	66-61	at Ft. Collins
2-8-92	New Mexico	61-47	Albuquerque
2-27-92	New Mexico	60-56	at Ft. Collins
1-21-93	Colorado State	67-65 (OT)	Albuquerque
2-11-93	Colorado State	67-50	at Ft. Collins
1-20-94	Colorado State	72-70	at Ft. Collins
2-12-94	New Mexico	82-59	Albuquerque
1-12-95	New Mexico	71-68	Albuquerque
2-16-95	New Mexico	91-74	at Ft. Collins
1-15-96	New Mexico	67-65	at Ft. Collins
2-19-96	New Mexico	78-66	Albuquerque
1-12-98	New Mexico	78-64	at Ft. Collins
2-7-98	New Mexico	77-62	Albuquerque
1-10-00	New Mexico	71-70	at Ft. Collins
3-2-00	New Mexico	76-68	Albuquerque
1-27-01	New Mexico	72-71 (ot)	Albuquerque
2-24-01	New Mexico	54-51	at Ft. Collins
3-8-01	New Mexico	76-65	at Las Vegas\$
1-28-02	New Mexico	70-64	at Fort Collins
2-23-02	New Mexico	72-60	Albuquerque
1-13-03	Colorado State	74-58	at Fort Collins
2-17-03	New Mexico	82-72	Albuquerque
2-7-04	New Mexico	63-51	Albuquerque
3-6-04	Colorado State	76-66	at Fort Collins
2-5-05	New Mexico	55-47	at Fort Collins
3-5-05	New Mexico	72-61	Albuquerque
1-7-06	New Mexico	83-75	Albuquerque
2-8-06	New Mexico	80-78	at Fort Collins
1-6-07	Colorado State	88-79	Albuquerque
2-3-07	New Mexico	70-66	at Fort Collins
2-5-08	New Mexico	91-51	Albuquerque

3-8-08	New Mexico	71-52	at Fort Collins
1-28-09	New Mexico	68-50	Albuquerque
2-28-09	New Mexico	81-79 (2OT)	at Fort Collins
1-23-10	New Mexico	82-64	Albuquerque
2-23-10	New Mexico	72-66	at Fort Collins
1-12-11	New Mexico	68-61	Albuquerque
2-12-11	Colorado State	68-62	at Fort Collins
3-10-11	New Mexico	67-61	at Las Vegas\$
1-25-12	New Mexico	85-52	Albuquerque
2-21-12	Colorado State	71-63	at Fort Collins
1-23-13	New Mexico	66-61	Albuquerque
2-23-13	New Mexico	91-82	at Fort Collins
1-4-14	New Mexico	80-73	Albuquerque
1-25-14	New Mexico	68-66	at Fort Collins
1-3-15	New Mexico	66-53	Albuquerque
2-10-15	Colorado State	70-59	at Fort Collins
2-23-16	Colorado State	86-69	at Fort Collins
1-14-17	New Mexico	84-71	at Fort Collins
2-21-17	Colorado State	68-56	Albuquerque
1-27-18	New Mexico	80-65	Albuquerque
2-28-18	New Mexico	108-87	at Fort Collins

Fresno State

New Mexico leads 16-12

Home 11-1 (Pit 11-1), Road 3-10, Neutral 2-1

12-29-47	Fresno State	57-49	at Fresno
12-30-47	Fresno State	47-43	at Fresno
3-19-85	Fresno State	66-55	at Fresno#
1-7-93	New Mexico	85-64	Albuquerque
2-25-93	Fresno State	71-57	at Fresno
3-11-93	New Mexico	72-48	at Salt Lake*
1-10-94	Fresno State	69-65	at Fresno
2-26-94	New Mexico	82-67	Albuquerque
1-2-95	New Mexico	74-66	Albuquerque
3-2-95	New Mexico	72-69	at Fresno
1-2-96	Fresno State	76-75	at Fresno
3-2-96	New Mexico	86-84	Albuquerque
3-8-96	New Mexico	104-99 (3OT)	Albuquerque*
1-4-99	Fresno State	86-80	at Fresno
2-13-99	New Mexico	83-81	Albuquerque
1-12-13	New Mexico	72-45	Albuquerque
2-13-13	New Mexico	54-48	at Fresno
1-18-14	New Mexico	89-78	at Fresno
3-13-14	New Mexico	93-77	at Las Vegas\$
12-31-14	New Mexico	76-64	Albuquerque
2-28-15	Fresno State	59-55	at Fresno
1-2-16	New Mexico	77-62	at Fresno
2-27-16	Fresno State	92-82	Albuquerque
12-28-16	New Mexico	78-73	Albuquerque
2-18-17	Fresno State	71-61	at Fresno
3-9-17	Fresno State	65-60	at Las Vegas\$
1-13-18	Fresno State	89-80	at Fresno
3-3-18	New Mexico	95-86 (OT)	Albuquerque

Nevada

New Mexico leads 6-5

Home 3-1 (Pit 3-1), Road 3-3, Neutral 0-1

2-2-13	New Mexico	75-62	Albuquerque
3-6-13	New Mexico	75-62	at Reno
2-15-14	New Mexico	90-72	Albuquerque
3-2-14	New Mexico	72-58	at Reno
2-14-15	Nevada	66-63 (OT)	at Reno
12-30-15	New Mexico	88-76	Albuquerque
3-5-16	New Mexico	71-66	at Reno
3-10-16	Nevada	64-62	at Las Vegas\$
1-7-17	Nevada	105-104 (OT)	Albuquerque
1-28-17	Nevada	82-65	at Reno
12-30-17	Nevada	77-74	at Reno

San Diego State

New Mexico leads 47-38

Home 29-11 (Pit 29-11), Road 13-25, Neutral 5-2

1-2-76	San Diego State	78-58	at San Diego
12-20-76	New Mexico	107-104	Albuquerque
1-25-79	San Diego State	78-72	at San Diego
2-24-79	New Mexico	84-78	Albuquerque
1-19-80	New Mexico	73-72	Albuquerque
2-14-80	San Diego State	76-64	at San Diego
1-30-81	New Mexico	100-98	Albuquerque
3-7-81	San Diego State	92-84	at San Diego
1-14-82	San Diego State	78-62	at San Diego
2-20-82	San Diego State	86-79	Albuquerque
2-3-83	San Diego State	61-37	Albuquerque
3-5-83	San Diego State	77-73	at San Diego
1-14-84	San Diego State	74-68	Albuquerque
2-11-84	San Diego State	61-60	at San Diego
1-18-85	New Mexico	94-85	Albuquerque
2-16-85	San Diego State	99-80	at San Diego
3-8-85	San Diego State	98-84	at El Paso*
1-16-86	San Diego State	71-68	at San Diego
3-1-86	New Mexico	95-92 (OT)	Albuquerque
1-3-87	New Mexico	88-84	at San Diego
2-14-87	New Mexico	76-66	Albuquerque
1-14-88	San Diego State	64-59	at San Diego
2-12-88	New Mexico	93-85	Albuquerque
1-21-89	New Mexico	83-76	at San Diego
3-2-89	New Mexico	102-72	Albuquerque
1-18-90	San Diego State	78-62	at San Diego
2-24-90	New Mexico	91-69	Albuquerque
1-17-91	San Diego State	52-51	at San Diego
1-24-91	New Mexico	79-68	Albuquerque
1-16-92	New Mexico	90-68	Albuquerque
1-25-92	New Mexico	71-61	at San Diego
1-17-93	New Mexico	77-52	at San Diego
2-20-93	New Mexico	71-55	Albuquerque

UNM VS OPPONENTS

1-13-94	New Mexico	72-59	Albuquerque
2-17-94	New Mexico	65-61	at San Diego
3-10-94	New Mexico	61-46	at Salt Lake*
1-9-95	San Diego State	72-69 (OT)	at San Diego
2-25-95	New Mexico	67-42	Albuquerque
1-8-96	New Mexico	77-74	Albuquerque
2-22-96	New Mexico	83-78	at San Diego
3-7-96	New Mexico	94-75	Albuquerque*
1-7-99	New Mexico	90-60	Albuquerque
2-8-99	New Mexico	85-60	at San Diego
2-5-00	New Mexico	78-57	at San Diego
2-26-00	New Mexico	78-49	Albuquerque
1-8-01	New Mexico	75-67	at San Diego
2-17-01	New Mexico	72-54	Albuquerque
2-2-02	San Diego State	78-65	Albuquerque
2-28-02	San Diego State	84-71	at San Diego
1-25-03	New Mexico	66-62	Albuquerque
2-24-03	San Diego State	89-73	at San Diego
2-2-04	San Diego State	72-68	at San Diego
2-28-04	New Mexico	72-60	Albuquerque
1-31-05	New Mexico	88-71	Albuquerque
2-26-05	New Mexico	78-61	at San Diego
3-11-05	New Mexico	77-67	at Denver\$
1-25-06	San Diego State	75-69	at San Diego
2-25-06	San Diego State	73-66	Albuquerque
1-17-07	San Diego State	73-68	at San Diego
2-20-07	San Diego State	81-74 (OT)	Albuquerque
1-12-08	San Diego State	72-67	Albuquerque
2-13-08	New Mexico	73-63	at San Diego
1-21-09	San Diego State	81-76	at San Diego
2-21-09	New Mexico	75-49	Albuquerque
1-5-10	San Diego State	74-64	at San Diego
2-6-10	New Mexico	88-86 (OT)	Albuquerque
3-12-10	San Diego State	72-69	at Las Vegas\$
1-15-11	San Diego State	87-77	Albuquerque
2-16-11	San Diego State	68-62	at San Diego
1-18-12	San Diego State	75-70	Albuquerque
2-15-12	New Mexico	77-67	at San Diego
3-10-12	New Mexico	68-59	at Las Vegas\$
1-26-13	San Diego State	55-34	at San Diego
2-27-13	New Mexico	70-60	Albuquerque
3-15-13	New Mexico	60-50	at Las Vegas\$
2-22-14	New Mexico	55-44	Albuquerque
3-8-14	San Diego State	48-51	at San Diego
3-15-14	New Mexico	64-58	at Las Vegas\$
1-6-15	San Diego State	56-42	at San Diego
2-17-15	San Diego State	63-46	Albuquerque
2-6-16	San Diego State	78-71 (ot)	at San Diego
3-1-16	San Diego State	83-56	Albuquerque
1-1-17	New Mexico	68-62	at San Diego
3-4-17	New Mexico	64-59	Albuquerque
1-20-18	New Mexico	79-75	Albuquerque

San Jose State

New Mexico leads 13-1

Home 8-1 (Pit 7-0), Road 4-0, Neutral 1-0

12-21-61	New Mexico	63-51	Albuquerque
12-27-67	New Mexico	93-75	Albuquerque
3-5-97	New Mexico	103-70	at Las Vegas, Nev.*
11-29-97	New Mexico	86-57	Albuquerque
1-13-99	New Mexico	82-81 (OT)	at San Jose
2-11-99	New Mexico	82-46	Albuquerque
1-11-14	New Mexico	69-65	at San Jose
2-1-14	New Mexico	72-47	Albuquerque
1-31-15	New Mexico	67-41	at San Jose
1-23-16	New Mexico	83-64	at San Jose
2-13-16	New Mexico	74-58	Albuquerque
2-4-17	San Jose State	78-68	Albuquerque
1-6-18	New Mexico	80-47	Albuquerque
2-3-18	New Mexico	71-68	at San Jose

UNLV

UNLV leads 35-25

Home 14-12 (Pit 14-12, Road 13-19, Neutral 0-2)

1-17-76	UNLV	80-73	Albuquerque
1-7-77	UNLV	121-96	at Las Vegas
1-7-78	New Mexico	102-98	at Las Vegas
1-17-78	New Mexico	89-76	Albuquerque
1-27-79	New Mexico	102-99	at Las Vegas
2-23-79	New Mexico	110-100	Albuquerque
1-26-80	UNLV	84-78	at Las Vegas
2-22-80	UNLV	84-68	Albuquerque
12-26-80	UNLV	87-75	at Las Vegas
2-27-81	UNLV	88-81	Albuquerque
1-9-82	New Mexico	72-70	Albuquerque
2-26-82	UNLV	100-68	at Las Vegas
1-15-98	New Mexico	79-61	Albuquerque
2-16-98	New Mexico	75-66	at Las Vegas
3-7-98	UNLV	56-51	at Las Vegas*
1-17-00	UNLV	85-73	Albuquerque
3-4-00	UNLV	80-67	at Las Vegas
1-22-01	UNLV	80-72	at Las Vegas
2-19-01	New Mexico	75-56	Albuquerque
2-5-02	New Mexico	84-81 (OT)	Albuquerque
3-2-02	UNLV	91-82	at Las Vegas
3-7-02	UNLV	120-117 (2OT)	at Las Vegas\$
1-27-03	UNLV	75-66	Albuquerque
2-22-03	UNLV	74-69	at Las Vegas
1-31-04	UNLV	89-80	at Las Vegas
3-1-04	UNLV	78-75	Albuquerque
3-11-04	UNLV	55-53	at Denver, Colo.\$
1-29-05	New Mexico	62-58	Albuquerque
2-28-05	New Mexico	77-66	at Las Vegas
1-28-06	UNLV	67-56	at Las Vegas
3-1-06	New Mexico	47-39	Albuquerque

3-9-06	UNLV	65-64	at Denver, Colo.\$
1-27-07	UNLV	76-72	at Las Vegas
2-28-07	UNLV	85-83	Albuquerque
2-2-08	UNLV	79-60	at Las Vegas
3-4-08	New Mexico	59-45	Albuquerque
1-3-09	UNLV	60-58	at Las Vegas
2-7-09	New Mexico	73-69 (OT)	Albuquerque
1-9-10	UNLV	74-62	Albuquerque
2-10-10	New Mexico	76-66	at Las Vegas
1-22-11	UNLV	63-62	at Las Vegas
2-23-11	UNLV	77-74 (OT)	Albuquerque
1-21-12	UNLV	80-63	at Las Vegas
2-18-12	New Mexico	65-45	Albuquerque
3-9-12	New Mexico	72-67	at Las Vegas\$
1-9-13	New Mexico	65-60	Albuquerque
2-9-13	UNLV	64-55	at Las Vegas
3-16-13	New Mexico	63-56	at Las Vegas@
1-15-14	UNLV	73-76	Albuquerque
2-19-14	New Mexico	68-56	at Las Vegas
1-21-15	New Mexico	71-69	at Las Vegas
2-21-15	UNLV	76-68	Albuquerque
1-12-16	UNLV	74-86	at Las Vegas
2-2-16	New Mexico	87-83	Albuquerque
1-10-17	UNLV	71-66	Albuquerque
2-1-17	New Mexico	80-77	at Las Vegas
1-17-18	New Mexico	85-81	at Las Vegas
2-25-18	New Mexico	91-90	Albuquerque

Utah State

Utah State leads 23-10

Home 8-10 (Pit 3-2), Road 2-13, Neutral 0-0

2-2-52	Utah State	68-52	at Logan
2-7-52	Utah State	62-58	Albuquerque
2-7-53	Utah State	76-70	at Logan
2-21-53	New Mexico	99-91	Albuquerque
2-6-54	New Mexico	97-74	Albuquerque
2-20-54	Utah State	65-55	at Logan
2-3-55	Utah State	89-63	at Logan
2-26-55	Utah State	79-68	Albuquerque
2-4-56	Utah State	75-62	at Logan
3-3-56	New Mexico	74-63	Albuquerque
2-2-57	Utah State	84-73	Albuquerque
3-2-57	Utah State	69-61	at Logan
2-8-58	Utah State	60-46	at Logan
3-6-58	Utah State	78-68	Albuquerque
2-7-59	Utah State	87-72	Albuquerque
3-6-59	Utah State	93-72	Albuquerque
2-6-60	Utah State	86-59	at Logan
3-3-60	Utah State	103-72	Albuquerque
2-4-61	New Mexico	75-68	Albuquerque
3-3-61	Utah State	108-78	at Logan
2-2-62	Utah State	76-64	at Logan
3-3-62	Utah State	88-77	Albuquerque
12-29-79	Utah State	117-83	Albuquerque
1-28-14	New Mexico	78-65	at Logan
2-25-14	New Mexico	67-58	Albuquerque
1-10-15	New Mexico	66-60	at Logan
2-7-15	Utah State	63-60	Albuquerque
1-9-16	New Mexico	77-59	Albuquerque
2-9-16	Utah State	80-72	at Logan
1-4-17	Utah State	79-76	at Logan
1-24-17	New Mexico	74-61	Albuquerque
1-31-18	Utah State	89-80	at Logan
2-14-18	New Mexico	78-63	Albuquerque

Wyoming

New Mexico leads 70-67

Home 43-24 (Pit 37-15), Road 24-41, Neutral 2-3

12-18-50	Wyoming	74-56	at Casper, Wyo.
12-19-50	Wyoming	58-37	at Green River, Wyo.
1-11-52	Wyoming	85-62	at Laramie
2-9-52	Wyoming	84-48	Albuquerque
1-2-53	Wyoming	77-72	at Laramie
1-17-53	Wyoming	63-59	Albuquerque
1-4-54	Wyoming	81-61	at Laramie
1-18-54	Wyoming	56-53	Albuquerque
1-15-55	Wyoming	72-56	at Laramie
2-17-55	Wyoming	59-52	Albuquerque
1-7-56	New Mexico	80-71	at Laramie
2-25-56	Wyoming	60-36	Albuquerque
1-4-57	Wyoming	67-65	Albuquerque
2-22-57	Wyoming	56-42	at Laramie
1-10-58	Wyoming	101-61	at Laramie
2-15-58	Wyoming	61-52	Albuquerque
1-10-59	New Mexico	59-56	Albuquerque
2-14-59	Wyoming	91-64	at Laramie
1-8-60	Wyoming	73-67	at Laramie
2-13-60	New Mexico	64-51	Albuquerque
1-7-61	New Mexico	71-54	Albuquerque
2-11-61	Wyoming	72-62	at Laramie
1-6-62	New Mexico	84-73	at Laramie
2-10-62	New Mexico	81-74	Albuquerque
1-11-63	New Mexico	53-49	at Laramie
2-16-63	Wyoming	55-54	Albuquerque
2-15-64	New Mexico	74-65	Albuquerque
2-28-64	New Mexico	64-63	at Laramie
1-16-65	Wyoming	81-74	Albuquerque
2-26-65	Wyoming	83-65	at Laramie
1-8-66	New Mexico	69-57	Albuquerque
2-18-66	Wyoming	104-85	at Laramie
1-13-67	Wyoming	86-76	at Laramie
3-4-67	Wyoming	65-64	Albuquerque
1-13-68	New Mexico	81-65	Albuquerque
3-1-68	New Mexico	75-62	at Laramie
1-16-69	Wyoming	70-68	at Laramie

2-15-69	New Mexico	65-63	Albuquerque
1-8-70	Wyoming	92-74	at Laramie
2-14-70	New Mexico	90-85	Albuquerque
1-21-71	Wyoming	74-59	at Laramie
2-27-71	Wyoming	91-80	Albuquerque
1-8-72	Wyoming	69-62	at Laramie
2-10-72	New Mexico	76-64	Albuquerque
1-26-73	New Mexico	70-56	at Laramie
2-23-73	Wyoming	61-60	Albuquerque
1-25-74	New Mexico	91-68	Albuquerque
2-23-74	New Mexico	78-67	at Laramie
1-10-75	New Mexico	79-62	Albuquerque
2-15-75	Wyoming	63-59	at Laramie
1-10-76	New Mexico	54-53 (OT)	at Laramie
2-13-76	New Mexico	57-51	Albuquerque
2-5-77	New Mexico	93-78	Albuquerque
3-3-77	Wyoming	82-64	at Laramie
2-2-78	New Mexico	94-91	at Laramie
3-4-78	New Mexico	93-74	Albuquerque
1-20-79	New Mexico	72-64	Albuquerque
2-15-79	Wyoming	73-66	at Laramie
1-10-80	Wyoming	78-58	at Laramie
2-9-80	Wyoming	68-54	Albuquerque
1-10-81	Wyoming	91-54	at Laramie
2-12-81	New Mexico	57-56	Albuquerque
1-30-82	Wyoming	75-65	Albuquerque
2-11-82	Wyoming	56-45	at Laramie
1-15-83	New Mexico	76-71	Albuquerque
2-14-83	Wyoming	64-58	at Laramie
1-23-84	New Mexico	40-38	at Laramie
2-16-84	New Mexico	62-54	Albuquerque
1-10-85	New Mexico	50-37	Albuquerque
3-2-85	New Mexico	83-78	at Laramie
1-9-86	New Mexico	47-45	at Laramie
2-8-86	Wyoming	67-65	Albuquerque
3-7-86	Wyoming	56-54	at Laramie*
1-15-87	Wyoming	78-66	at Laramie
2-26-87	New Mexico	92-89	Albuquerque
3-7-87	Wyoming	64-62	Albuquerque*
1-9-88	New Mexico	85-72	Albuquerque
2-6-88	Wyoming	90-72	at Laramie
1-14-89	New Mexico	106-89	at Laramie
2-9-89	Wyoming	68-66	Albuquerque
1-4-90	Wyoming	89-87 (OT)	Albuquerque
2-10-90	New Mexico	82-79	at Laramie
1-5-91	Wyoming	92-79	Albuquerque
2-9-91	New Mexico	85-82 (OT)	at Laramie
2-6-92	New Mexico	79-65	Albuquerque
2-15-92	Wyoming	68-61	at Laramie
3-12-92	New Mexico	89-83	at Ft. Collins*
1-23-93	New Mexico	77-67	Albuquerque
2-13-93	New Mexico	76-60	at Laramie
1-22-94	New Mexico	77-71	at Laramie
2-10-94	New Mexico	73-64	Albuquerque
1-14-95	Wyoming	75-61	Albuquerque
2-18-95	New Mexico	62-61	at Laramie
3-9-95	New Mexico	63-56	Albuquerque*
1-13-96	Wyoming	61-58	at Laramie
2-17-96	New Mexico	70-69	Albuquerque
1-10-98	Wyoming	58-55	at Laramie
2-5-98	New Mexico	89-59	Albuquerque
1-13-00	Wyoming	88-83	at Laramie
2-14-00	Wyoming	99-93	Albuquerque
1-29-01	Wyoming	82-78	Albuquerque
2-26-01	Wyoming	81-61	at Laramie
1-26-02	Wyoming	79-67	at Laramie
2-25-02	New Mexico	74-65	Albuquerque
1-18-03	Wyoming	85-81 (OT)	at Laramie
2-15-03	Wyoming	103-91	Albuquerque
1-12-04	Wyoming	82-77	at Laramie
2-9-04	New Mexico	87-75	Albuquerque
1-8-05	New Mexico	89-75	Albuquerque
2-7-05	Wyoming	81-71	at Laramie
1-14-06	Wyoming	77-70	at Laramie
2-15-06	New Mexico	47-45	Albuquerque
1-30-07	New Mexico	91-83	Albuquerque
3-3-07	Wyoming	76-67	at Laramie
1-5-08	New Mexico	99-92 (OT)	at Laramie
2-9-08	New Mexico	100-55	Albuquerque
2-3-09	New Mexico	86-57	Albuquerque
3-7-09	New Mexico	74-73	at Laramie
3-12-09	Wyoming	75-67	at Las Vegas\$
1-16-10	New Mexico	70-68	at Laramie
2-17-10	New Mexico	83-61	Albuquerque
1-8-11	Wyoming	67-66	at Laramie
2-9-11	New Mexico	68-57	Albuquerque
1-14-12	New Mexico	72-62	at Laramie
2-11-12	New Mexico	48-38	Albuquerque
1-30-13	New Mexico	63-59	at Laramie
3-2-13	New Mexico	53-42	Albuquerque
3-13-13	New Mexico	59-46	at Las Vegas@
1-8-14	New Mexico	72-69 (OT)	at Laramie
2-5-14	New Mexico	66-61 (OT)	Albuquerque
1-24-15	Wyoming	63-62 (OT)	at Laramie
3-7-15	New Mexico	52-49 (OT)	Albuquerque
1-21-17	New Mexico	78-71	Albuquerque
2-25-17	Wyoming	82-71	at Laramie
1-10-18	New Mexico	75-66	Albuquerque
2-20-18	New Mexico	119-114	at Laramie