



WYOMING COWBOYS BASKETBALL

Twitter: @wyo_mbb / @wyoathletics
Facebook: Facebook.com/wyombb
Website: GoWYO.com

Media Contact: Nick Seeman, Assistant Athletic Director for Communications
Phone: (307) 766-5516 or (612) 741-0550
Email: nseeman@uwyo.edu

Game Information

Game 31: vs. New Mexico
Saturday, March. 9 | 4 p.m. MT
Laramie, Wyo. | Arena-Auditorium
TV: ESPN3
Play-by-Play: Trey Bender
Color: Bill Herenda
Radio: Cowboy Sports Network
Flagship: KFBC 1240 AM
Play-by-Play: Dave Walsh
Color: Kevin McKinney
Live Video/Audio/Stats: GoWYO.com

2018-19 Results

Date	Opponent	Time (TV)
11/1	Colo. Christian (Exhibition)	W, 72-69
11/6	UC Santa Barbara	L, 66-76
11/10	at Oregon State	L, 64-83
11/14	Grambling	W, 86-78
11/16	Niagara	L, 67-72
11/19	Boston College !	L, 76-88
11/21	Richmond !	W, 68-66
11/28	at Evansville &	L, 78-86
12/1	Northern Colorado	L, 80-85
12/5	South Carolina	W, 73-64
12/11	Denver	L, 87-90 OT
12/21	East Tenn. State #	L, 53-76
12/22	UTEP#	L, 65-76
12/29	Dixie State	W, 65-63
1/2	Boise State*	L, 55-69
1/5	at UNLV *	L, 56-68
1/8	at San Diego State *	L, 54-84
1/12	Utah State *	L, 55-71
1/19	at New Mexico *	L, 53-83
1/23	San José State *	W, 59-46
1/26	at Boise State *	L, 52-77
1/30	Fresno State *	L, 62-75
2/6	at Air Force *	L, 76-81
2/9	Colorado State *	W, 74-66
2/13	at Utah State *	L, 59-76
2/16	#6/7 Nevada *	L, 49-82
2/19	UNLV *	L, 56-66
2/23	at Colorado State *	L, 48-83
2/27	at Fresno State *	L, 60-71
3/2	Air Force *	L, 72-80
3/6	at San José State *	W, 81-71
3/9	New Mexico *	4 p.m. (ESPN3)
3/13	First Round\$	TBD (MWN)
3/14	Quarterfinals\$	TBD (CBSSN)
3/15	Semifinals\$	TBD (CBSSN)
3/16	Championship\$	4 p.m. (CBS)

Bold indicates home games; Dates are tentative and subject to change.

- Indicates Sun Bowl Invitational Games

* - Indicates Mountain West games

& - Indicates Mountain West/Missouri Valley Challenge

! - Indicates Fort Myers Tip-Off

\$ The 2019 Mountain West Championship will be played at the Thomas and Mack Center in Las Vegas, Nev.

Did You Know?

- Senior Justin James became the sixth player in the history of the MW to score over 2,000 points.

- James has averaged 15.5 points per game over his career with the Cowboys and has scored over 1,000 points against conference teams.

Wyoming Cowboys

(7-23 Overall, 3-14 MW)

PROJECTED STARTERS	Pos.	Ht.	Wt.	Cl.	Hometown	PPG	RPG	APG	
0	Jake Hendricks	G	6-5	170	Jr.	Smithfield, Utah	10.9	2.8	1.0
2	A.J. Banks	G	6-2	163	Jr.	Las Vegas, Nev.	4.6	2.8	1.3
1	Justin James	G	6-7	190	Sr.	Port Saint Lucie, Fla.	21.6	8.5	4.5
13	Trevon "TJ" Taylor	G/F	6-6	197	Fr.	Chesapeake, Va.	6.8	3.2	0.7
33	Jordan Naughton	F	6-10	234	Sr.	Rancho Cucamonga, Calif.	4.0	1.9	0.4

BENCH	Pos.	Ht.	Wt.	Cl.	Hometown	PPG	RPG	APG	
5	Tariq Johnson	G	6-5	206	Fr.	College Park, Md.	1.4	0.6	0.0
10	Hunter Thompson	F	6-10	235	R-Fr.	Pine Bluffs, Wyo.	8.8	2.8	0.8
11	Trace Young	G	6-9	179	Fr.	Owensboro, Ky.	7.3	3.5	0.8
12	Bradley Belt	G	6-4	199	Fr.	Huntsville, Ala.	--	--	--
14	Austin Mueller	F	6-6	210	So.	Highlands Ranch, Colo.	3.9	3.6	0.6
22	Brandon Porter	F	6-8	193	Fr.	Virginia Beach, Va.	2.6	1.1	0.1
24	Hunter Maldonado	G	6-7	200	So.	Colorado Springs, Colo.	13.8	6.8	2.3
40	KC Henry	G	6-0	195	R-So.	Lingle, Wyo.	0.0	0.3	0.0
55	Haize Fornstrom	G	6-4	185	Fr.	Pine Bluffs, Wyo.	1.3	0.7	0.2

Head Coach: Allen Edwards (Kentucky '02)
UW Record: 50-51 (.495), Third Year
Overall Record: Same

Assistant Coaches: Jermaine Kimbrough (Virginia Tech '01)
Shaun Vandiver (Colorado '91)
Jeremy Shyatt (Clemson '03)



New Mexico Lobos

(13-16 Overall, 7-10 MW)

PROJECTED STARTERS	Pos.	Ht.	Wt.	Cl.	Hometown	PPG	RPG	APG	
2	Vance Jackson	G	6-9	230	G/F	R-So. Pasadena, Calif.	12.3	6.9	2.5
10	Makuach Maluach	G	6-7	190	G/F	So. Sydney, Australia	9.8	4.2	1.8
14	Dane Kuiper	G	6-7	210	G/F	Sr. Wasilla, Alaska	5.7	2.2	1.7
32	Anthony Mathis	G	6-3	175	G	Sr. West Linn, Ore.	14.8	2.1	2.0
35	Carlton Bragg	F	6-10	225	F	R-Jr. Cleveland, Ohio	10.3	8.8	0.6

BENCH	Pos.	Ht.	Wt.	Cl.	Hometown	PPG	RPG	APG	
0	Zane Martin	G	6-4	205	Jr.	Philadelphia, Pa.	N/A		
1	Corey Manigault	F	6-9	225	Jr.	Suitland, Md.	9.1	4.7	0.6
3	Keith McGee	PG	6-3	180	R-So.	Rochester, N.Y.	9.3	1.3	1.9
4	Tavian Percy	G	6-5	200	G	Fr. Miami, Fla.	1.4	0.9	0.4
5	Clay Patterson	G	6-1	180	R-Fr.	Rio Rancho, N.M.	0.7	1.0	0.3
13	JaQuan Lyle	G	6-5	210	R-Jr.	Evansville, Ind.	N/A		
15	Vladimir Pinchuk	F/C	6-11	235	So.	Schwelm, Germany	3.2	3.1	0.5
22	Drue Drinnon	G	6-0	175	G	Fr. Smyrna, Ga.	2.7	1.1	2.3
25	Karim Ezzeddine	F	6-8	225	Jr.	Paris, France	4.3	3.6	0.9
33	Jordan Arroyo	F	6-7	210	F	Fr. Albuquerque, N.M.	1.4	1.1	0.0

Head Coach: Paul Weir (York '04)
UNM Record: 32-31, Second Year
Overall Record: 60-37, Third Year

Assistant Coaches: Chris Harriman
Jerome Robinson
Brandon Mason



BY THE NUMBERS STAT COMPARISON

	PPG	OPPG	FG%	OFG%	3FG%	O3FG%	FT%	RPG	APG	TOPG	SPG	BPG
Wyoming	65.0	75.1	.414	.449	.342	.347	.720	30.6	10.1	14.1	5.6	2.7
New Mexico	75.9	76.1	.427	.449	.348	.350	.698	37.5	13.8	14.6	6.7	3.7

Know The Foe

Wyoming Quick Facts

Location:	Laramie, Wyo.
Enrollment:	13,992
President:	Dr. Laurie Nichols
Athletics Director:	Tom Burman
School Colors:	Brown & Gold
18-19 Record:	7-23
18-19 MW Record:	3-14
Current W/L:	Won 1
Starters R/L:	2/3
Letterwinners R/L:	5/8
Head Coach:	Allen Edwards
Alma Mater:	Kentucky '02
UW Record:	50-51 (.495), 3rd Year
Overall Record:	Same
17-18 Record:	20-13 (.606)
17-18 MW Record:	10-8 (.555), 6th
17-18 Postseason:	None

New Mexico Quick Facts

Location:	Albuquerque, N.M.
Enrollment:	25,015
School Colors:	Cherry and Silver
18-19 Record:	13-16
18-19 MW Record:	7-10
Current W/L:	Won 2
Starters R/L:	1/4
Letterwinners R/L:	4/7
Head Coach:	Paul Weir
Alma Mater:	York '04
UNM Record:	32-31, 2nd Year
Overall Record:	60-37, 3rd Year
17-18 Record:	19-15
17-18 MW Record:	12-6, 3rd
17-18 Postseason:	None

New Mexico Series Breakdown

Overall Series:	Wyoming trails 67-72
Series Began:	Dec. 19, 1950
Wyoming Record at Home:	40-25
Wyoming Record on the Road:	24-44
Wyoming Record on Neutral Sites:	3-3
UW Head Coach Allen Edwards vs.:	1-5
Longest UW Win Streak:	10, 1950-55
Longest UNM Win Streak:	8, 2011-14
Largest UW Margin of Victory:	40, 101-61 in 1958
Largest UNM Margin of Victory:	45, 100-55 in 2008
Most Points Scored by UW:	114 in 2018
Most Points Scored by UNM:	119 in 2018
Last Meeting:	Jan. 19, UW lost on the road 53-83

Last 15 Meetings

Date	Score	Site
02/11/12	L 38-48	A
01/30/13	L 59-63	H
03/02/13	L 42-53	A
03/13/13	L 46-59	N
01/08/14	L 69-72 (ot)	H
02/05/14	L 61-66 (ot)	A
01/24/15	W 63-62 (ot)	H
03/07/15	L 49-52 (ot)	A
01/16/16	W 70-68	A
01/21/17	L 71-78	A
02/25/17	W 82-71	H
01/10/18	L 66-75	A
02/20/18	L 114-119	H
03/08/18	L 75-85	N
01/19/19	L 53-83	A

Pokes Host New Mexico on Senior Day

The Cowboys close out the regular season on Saturday hosting New Mexico at 4 p.m. Wyoming will honor its two seniors in Justin James and Jordan Naughton prior to the contest, as the duo has appeared in a combined 218 games.

Saturday's contest will feature up to 50% off all concessions. Tickets are available to Saturday's game by: going online at GoWyo.com/tickets, emailing ticketing@uwyo.edu, calling 307-766-7220 or stopping by the UW Athletics Ticket Office on the west side of the Arena-Auditorium

The contest will be available on ESPN3 and the WatchESPN App. Fans can listen and follow live stats on GoWyo.com. The game will be broadcast live on radio over the 25 affiliate stations of the Cowboy Sports Network, as Dave Walsh and Kevin McKinney will call the action.

A Look at the Matchup

Wyoming heads into the game with a 7-23 overall record and a 3-14 mark in the MW. The Pokes picked up a 81-71 road win over San Jose State on Wednesday. It marked the first road win for Wyoming this season.

The Cowboys hit 11 three-pointers in the contest and have hit double-digit three pointers in back-to-back games. Wyoming has connected on 230 three pointers on the season. The Pokes recorded only eight turnovers against the Spartans and have under 10 turnovers in back-to-back games accomplishing the feat for the first time this season.

The Lobos head into the game with a 13-16 overall record and a 7-10 mark in Mountain West play. New Mexico defeated Boise State in "The Pit" on Wednesday by a score of 73-72 and are winners of two straight.

New Mexico is third in the MW in rebounding at 37.5 per game. The Lobos grab 11.2 offensive rebounds per game to rank second in the conference. UNM averages 9.2 three point field goals made per game on the season to rank second in the conference and No. 51 in the nation.

Each Team's Leaders

Wyoming is led in scoring, rebounding and assists by senior guard Justin James. He leads the MW in scoring at 21.6 points per game, which ranks No. 23 in the nation. He grabs 8.5 rebounds per game for sixth in the MW and adds 4.5 assists per game for fourth in the league. He also leads the MW in steals at 1.5 per game and has 45 on the season. He became the sixth player to score 2,000 in the history of the MW after scoring 25 points at San Jose State.

Junior guard Jake Hendricks adds 10.9 points per game and leads the Pokes with 62 three pointers on the year. Hendricks is averaging 35.7 minutes per game, which ranks second on the Pokes behind James. He hit six threes on Saturday against Air Force and six more at SJSU. He ranks eighth in the MW with his 62 made threes, as he missed 10 games earlier this season.

The Lobos are led in scoring by Anthony Mathis at 14.8 points per game. An excellent three point shooter, Mathis leads the league at 3.4 makes per game and has made 100 on the season. He ranks No. 14 in the nation with his 3.4 makes per game. Vance Jackson adds 12.4 points per game on the season. He also ranks tenth in the MW averaging 6.9 rebounds per game to lead the Lobos.

About The Series

The Cowboys trail in the all-time series 67-72 in a series that dates back to 1950. The Pokes are 40-25 against New Mexico in Laramie. The Lobos took the first meeting of the season on Jan. 19 by a score of 83-53.

Up Next

The Cowboys open the 2019 Air Force Reserve Mountain West Basketball Championship on Wednesday with an opponent and game time to be determined.

Mountain West Update as of March 7, 2019

Team (AP/Coaches)	CONFERENCE					OVERALL							
	W	L	Pct.	Home	Away	W	L	Pct.	Home	Away	Neutral	Last 10	Strk
Utah State	15	3	.833	8-1	7-2	25	6	.806	14-1	9-4	2-1	9-1	W7
Nevada (17/18)	14	3	.824	8-0	6-3	27	3	.900	14-0	9-3	4-0	8-2	W1
Fresno State	12	5	.706	5-3	7-2	21	8	.724	12-4	7-3	2-1	7-3	W2
San Diego State	11	6	.647	8-1	3-5	19	11	.633	14-3	4-6	1-2	7-3	L1
UNLV	10	7	.588	6-3	4-4	16	13	.552	10-6	5-5	1-2	5-5	W1
Air Force	8	9	.471	5-4	3-5	13	16	.448	9-6	3-8	1-2	5-5	L1
New Mexico	7	10	.412	6-3	1-7	13	16	.448	9-7	4-8	0-1	4-6	W2
Colorado State	7	10	.412	4-4	3-6	12	18	.400	8-8	4-8	1-2	4-6	L2
Boise State	6	11	.353	3-5	3-6	11	19	.367	7-7	3-10	1-2	2-8	L6
Wyoming	3	14	.176	2-6	1-8	7	23	.233	5-10	1-11	1-2	2-8	W1
San José State	1	16	.059	1-8	0-7	4	25	.138	4-11	0-11	0-3	1-9	L2

WEEK AT A GLANCE

Saturday March, 9	TV/Web	Time
UNLV at Colorado State*	ESPN3	2 p.m. MT
New Mexico at Wyoming*	ESPN3	4 p.m. MT
San José State at Fresno State*	MWN	4 p.m. PT
Air Force at Boise State*	AT&T SportsNet	5 p.m. MT
San Diego State at No. 17/18 Nevada*	CBSSN	7:30 p.m. PT

THREE-DAY RECAP

Wednesday March, 6
Wyoming 81, San Jose State 71
Fresno State 76, San Diego State 74
New Mexico 73, Boise State 72

Tuesday March, 5
Utah State 100, Colorado State 96 (OT)
No. 17/18 Nevada 90, Air Force 79

Saturday March, 2
Air Force 80, Wyoming 72
Utah State 81, No. 12/13 Nevada 76
San Diego State 84, San Jose State 56
New Mexico 77, Colorado State 65
UNLV 85, Boise State 81



Pokes in the Pros - Josh Adams

Former Cowboy Josh Adams was one of 13 players invited to the USA Basketball Men's World Cup Qualifying Team Training Camp. The 13 players are part of the NBA G-League, as Adams plays for the Raptors 905 with former Cowboy Derek Cooke, Jr.

Adams is averaging 17 points per game to go along with 4.8 rebounds and 5.2 assists in his nine games played. He has shot 41 percent from the three point line in those contests. Adams has played professionally in China, Turkey and Russia.

Former NBA head coach Jeff Van Gundy, who has led the USA to an 8-2 record in FIBA Americas World Cup Qualifying action and earned the United States a qualifying berth for the 2019 FIBA Basketball World Cup.

*Mountain West game.
Home teams in **BOLD**.
Rankings listed according to Associated Press/USA Today Coaches' Top 25 polls.

*Mountain West game.
Home teams in **BOLD**.
Rankings listed according to Associated Press/USA Today Coaches' Top 25 polls.

Game #30: Wyoming 81 San Jose State 71 March 6, 2019 | San Jose, Calif. | Event Center



Official Basketball Box Score -- Game Totals -- Final Statistics
Wyoming vs San Jose St.
03/06/19 7:00 pm at



Wyoming 81 • 7-23

#	Player	Total		3-Ptr		Rebounds			PF	TP	A	TO	Blk	Stl	Min
		FG-FGA	FG-FGA	FT-FTA	Off	Def	Tot								
13	TAYLOR, TJ	f	5-11	0-3	0-0	2	2	4	2	10	0	1	1	0	32
33	NAUGHTON, Jordan	f	1-3	0-0	0	4	4	2	2	3	0	0	0	0	19
00	HENDRICKS, Jake	g	6-10	6-10	2-4	0	2	2	3	20	1	1	0	0	38
01	JAMES, Justin	g	6-17	2-7	11-18	0	11	11	3	25	7	4	2	1	38
02	BANKS, A.J.	g	4-7	2-4	3-5	1	4	5	1	13	3	2	1	1	28
10	THOMPSON, Hunter	g	2-5	1-4	0-1	0	2	2	4	5	2	0	0	1	21
11	YOUNG, Trace	g	2-3	0-1	0-0	0	2	2	1	4	0	0	0	0	16
22	PORTER, Brandon	g	1-3	0-0	0-0	2	0	2	1	2	1	0	1	0	5
55	FORNSTROM, Haize	g	0-0	0-0	0-0	0	1	1	0	0	0	0	0	0	3
Team						3	7								
Totals			27-59	11-29	16-29	8	32	40	17	81	17	8	5	3	200

FG % 1st Half: 15-30 50.0%	2nd half: 12-29 41.4%	Game: 27-59 45.8%	Deadball Rebounds: 8
3FG % 1st Half: 8-16 50.0%	2nd half: 3-13 23.1%	Game: 11-29 37.9%	
FT % 1st Half: 4-7 57.1%	2nd half: 12-22 54.5%	Game: 16-29 55.2%	

San Jose St. 71 • 4-25

#	Player	Total		3-Ptr		Rebounds			PF	TP	A	TO	Blk	Stl	Min
		FG-FGA	FG-FGA	FT-FTA	Off	Def	Tot								
01	Michael Steadman	f	5-12	0-0	2-3	6	4	10	4	12	1	2	0	0	30
41	Ashtin Chastain	c	1-2	0-1	2-4	0	5	5	1	4	0	0	0	0	20
04	Zach Chappell	g	1-7	0-4	0-0	0	1	1	3	2	2	1	0	0	17
20	Noah Baumann	g	8-17	7-14	4-4	1	4	5	4	27	2	3	0	0	38
23	Seneca Knight	g	0-1	0-1	2-2	1	2	3	2	2	0	0	0	1	13
02	Brae Ivey	g	3-7	1-2	2-4	0	1	1	5	9	5	1	0	3	32
10	Isalah Nichols	g	2-4	0-2	1-1	1	3	4	1	5	0	0	0	0	14
11	Christian Anigwe	g	1-1	0-0	0-0	0	3	3	1	2	0	0	0	0	4
25	Craig LeCesne	g	2-11	0-1	4-4	1	2	3	0	8	3	0	0	1	21
33	Brian Rodriguez-Flor	g	0-1	0-1	0-0	0	2	2	0	0	2	0	0	0	8
44	Trey Smith	g	0-0	0-0	0-0	0	0	0	0	2	0	0	0	0	3
Team						1	1	2							
Totals			23-63	8-26	17-22	11	28	39	21	71	15	9	0	5	200

FG % 1st Half: 13-26 50.0%	2nd half: 10-37 27.0%	Game: 23-63 36.5%	Deadball Rebounds: 2,1
3FG % 1st Half: 7-15 46.7%	2nd half: 1-11 9.1%	Game: 8-26 30.8%	
FT % 1st Half: 4-6 66.7%	2nd half: 13-16 81.3%	Game: 17-22 77.3%	

Officials: Michael Irving, Larry Spaulding, Mike Scyphers
Technical fouls: Wyoming-None. San Jose St.-None.
Attendance: 2960
2018-19 Men's Basketball. Round: 0. San Jose St. vs Wyoming. Played at .

Score by periods	1st	2nd	Total
Wyoming	42	39	81
San Jose St.	37	34	71

	In Paint	Off T/O	2nd Chance	Fast Break	Bench
Points WY	32	11	11	7	11
Points SJSU	24	9	11	3	24

Last FG - WY 2nd-02:26, SJSU 2nd-00:31.
Largest lead - WY by 14 1st-13:06, SJSU by 3 1st-03:13.
WY led for 35:40, SJSU led for 03:07. Game was tied for 01:13.

Score tied - 1 time.
Lead changed - 4 times.

James Reaches 2,000 Points in 81-71 Victory over San Jose State

The Cowboys held San Jose State to 27 percent from the field in the second half in a 81-71 win over the Spartans in the Event Center in San Jose on Wednesday. Senior Justin James reached an impressive plateau becoming the sixth player in the history of the Mountain West to score 2,000 points.

James added 25 points for his 27th game in double-figures and the 90th of his career. He also added 11 rebounds for his ninth double-double of the season and the 15th of his career. He now has 2,002 career points.

"Jake (Hendricks) and Justin (James) were special tonight and A.J. Banks played well defensively in the second half," Edwards said. "To get 2,000 points speaks to the type of player he has become. He is so unselfish, but finds ways to score."

Freshman Trevon "TJ" Taylor added 10 points for his eighth game in double figures this season. Junior guard Jake Hendricks added 20 points for his 10th game in double-figures. He finished the game with six triples and has six in back-to-back games. Junior guard A.J. Banks finished with 13 points for his third game in double-figures this season. Wyoming had four players in double-figures for the first time since Denver on Dec. 11.

Wyoming shot 46 percent from the field on the night and held SJSU to 36 percent. Wyoming hit 11 threes on the night for back-to-back game double-digit threes. The Pokes also grabbed 40 rebounds for the most in conference play this season.




Jake Hendricks
G, 6-5, 170, Jr.
Smithfield, Utah




Justin James
G, 6-7, 190, Sr.
Port Saint Lucie, Fla.



A.J. Banks
G, 6-2, 163, Jr.
Las Vegas, Nev.



Tariq Johnson
G, 6-5, 206, Fr.
College Park, Md.



Hunter Thompson
F, 6-10, 235, R Fr.
Pine Bluffs, Wyo.



Trace Young
G/F, 6-9, 179, Fr.
Owensboro, Ky.



Bradley Belt
G, 6-4, 199, Fr.
Huntsville, Ala.



Trevon "TJ" Taylor
G/F, 6-6, 197, Fr.
Chesapeake, Va.



Austin Mueller
F, 6-6, 210, So.
Highlands Ranch, Colo.



Brandon Porter
F, 6-8, 193, Fr.
Virginia Beach, Va.



Hunter Maldonado
G, 6-7, 200, So.
Colorado Springs, Colo.



Jordan Naughton
F, 6-10, 234, Sr.
Rancho Cucamonga, Calif.



KC Henry
G, 6-0, 195, R-So.
Lingle, Wyo.



Haize Fornstrom
G, 6-4, 185, Fr.
Pine Bluffs, Wyo.



Allen Edwards
Head Coach
Third Season

RADIO-TV ROSTER

2018-19 GAME NOTES

Alphabetical Roster

No.	Name	Pos.	Ht.	Wt.	Cl.	Exp.	Hometown (Last School)
2	A.J. Banks	G	6-2	163	Jr.	JC	Las Vegas, Nev. (Pratt CC (Kan.))
12	Bradley Belt	G	6-4	199	Fr.	HS	Huntsville, Ala. (Washington Academy)
55	Haize Fornstrom	G	6-4	185	Fr.	HS	Pine Bluffs, Wyo. (Pine Bluffs)
0	Jake Hendricks	G	6-5	170	Jr.	JC	Smithfield, Utah (Coll. of Southern Idaho)
40	KC Henry	G	6-0	195	RSo.	HS	Lingle, Wyo. (Lingle-Ft. Laramie)
1	Justin James	G	6-7	190	Sr.	3L	Port Saint Lucie, Fla. (Oldsmar Christian)
5	Tariq Johnson	G	6-5	206	Fr.	HS	College Park, Md. (Mt. Zion Prep)
24	Hunter Maldonado	G	6-7	200	So.	1L	Colorado Springs, Colo. (Vista Ridge)
14	Austin Mueller	F	6-6	210	So.	1L	Highlands Ranch, Colo. (Thunder Ridge)
33	Jordan Naughton	F	6-10	234	Sr.	3L	Rancho Cucamonga, Calif. (Etiwanda)
22	Brandon Porter	F	6-8	193	Fr.	HS	Virginia Beach, Va. (Washington Academy)
13	Trevon "TJ" Taylor	G/F	6-6	197	Fr.	HS	Chesapeake, Va. (Hillcrest Prep)
10	Hunter Thompson	F	6-10	235	RFr.	RS	Pine Bluffs, Wyo. (Pine Bluffs)
11	Trace Young	G/F	6-9	179	Fr.	HS	Owensboro, Ky. (Mt. Zion Prep)

Numerical Roster

No.	Name	Pos.	Ht.	Wt.	Cl.	Exp.	Hometown (Last School)
0	Jake Hendricks	G	6-5	170	Jr.	JC	Smithfield, Utah (Coll. of Southern Idaho)
1	Justin James	G	6-7	190	Sr.	3L	Port Saint Lucie, Fla. (Oldsmar Christian)
2	A.J. Banks	G	6-2	163	Jr.	JC	Las Vegas, Nev. (Pratt CC (Kan.))
5	Tariq Johnson	G	6-5	206	Fr.	HS	College Park, Md. (Mt. Zion Prep)
10	Hunter Thompson	F	6-10	235	RFr.	RS	Pine Bluffs, Wyo. (Pine Bluffs)
11	Trace Young	G/F	6-9	179	Fr.	HS	Owensboro, Ky. (Mt. Zion Prep)
12	Bradley Belt	G	6-4	199	Fr.	HS	Huntsville, Ala. (Washington Academy)
13	Trevon "TJ" Taylor	G/F	6-6	197	Fr.	HS	Chesapeake, Va. (Hillcrest Prep)
14	Austin Mueller	F	6-6	210	So.	1L	Highlands Ranch, Colo. (Thunder Ridge)
22	Brandon Porter	F	6-8	193	Fr.	HS	Virginia Beach, Va. (Washington Academy)
24	Hunter Maldonado	G	6-7	200	So.	1L	Colorado Springs, Colo. (Vista Ridge)
33	Jordan Naughton	F	6-10	234	Sr.	3L	Rancho Cucamonga, Calif. (Etiwanda)
40	KC Henry	G	6-0	195	RSo.	HS	Lingle, Wyo. (Lingle-Ft. Laramie)
55	Haize Fornstrom	G	6-4	185	Fr.	HS	Pine Bluffs, Wyo. (Pine Bluffs)

Starters and Lettermen Returning/Lost

Starters Returning (2)

No.	Name	Pos.	Ht.	Wt.	Cl.	Exp.	PPG	RPG	APG	GP/GS
1	Justin James	G	6-7	190	Sr.	3L	18.2	6.0	3.1	32/32
24	Hunter Maldonado	G	6-7	200	So.	1L	5.3	2.2	1.1	29/19

Starters Lost (3)

No.	Name	Pos.	Ht.	Wt.	Cl.	Exp.	PPG	RPG	APG	GP/GS
5	Alan Herndon	F	6-9	210	Sr.	4L	11.8	5.7	2.0	33/32
20	Hayden Dalton	F	6-8	185	Sr.	3L	17.7	7.8	2.6	33/33
10	Cody Kelley	G	5-11	180	So.	2L	5.2	2.4	2.9	33/23

Other Lettermen Returning (3)

No.	Name	Pos.	Ht.	Wt.	Cl.	Exp.	PPG	RPG	APG	GP/GS
14	Austin Mueller	F	6-6	210	So.	1L	1.1	0.5	0.1	13/0
33	Jordan Naughton	F	6-10	234	Sr.	3L	2.0	1.2	0.0	9/0

Newcomers

No.	Name	Pos.	Ht.	Wt.	Cl.	Exp.	Hometown (Last School)
0	Jake Hendricks	G	6-5	170	Jr.	JC	Smithfield, Utah (Coll. of Southern Idaho)
2	A.J. Banks	G	6-2	163	Jr.	JC	Las Vegas, Nev. (Pratt CC (Kan.))
5	Tariq Johnson	G	6-5	206	Fr.	HS	College Park, Md. (Mt. Zion Prep)
11	Trace Young	G/F	6-9	179	Fr.	HS	Owensboro, Ky. (Mt. Zion Prep)
12	Bradley Belt	G	6-4	199	Fr.	HS	Huntsville, Ala. (Washington Academy)
13	Trevon "TJ" Taylor	G/F	6-6	197	Fr.	HS	Chesapeake, Va. (Hillcrest Prep)
22	Brandon Porter	F	6-8	193	Fr.	HS	Virginia Beach, Va. (Washington Academy)

Pronunciations

14 - Austin Mueller (MUE-ler)

Roster Breakdown

By Class

Seniors (2)			
Justin James	G	6-7	190
Jordan Naughton	F	6-10	234

Juniors (2)			
A.J. Banks	G	6-2	163
Jake Hendricks	G	6-5	170

Sophomores (3)			
Hunter Maldonado	G	6-7	200
Austin Mueller	F	6-6	210
KC Henry (RS)	G	6-0	195

Freshman (7)			
Bradley Belt	G	6-4	199
Tariq Johnson	G	6-5	206
Brandon Porter	F	6-8	193
Trevon "TJ" Taylor	F	6-6	197
Hunter Thompson (RS)	F	6-10	235
Trace Young	F	6-9	179
Haize Fornstrom	G	6-4	185

By Position

Guards (8)			
Justin James	G	6-7	190
A.J. Banks	G	6-2	163
Jake Hendricks	G	6-5	170
Hunter Maldonado	G	6-7	200
Bradley Belt	G	6-4	199
Tariq Johnson	G	6-5	206
KC Henry	G	6-0	195
Haize Fornstrom	G	6-4	185

Forwards (6)			
Jordan Naughton	F	6-10	234
Austin Mueller	F	6-6	210
Brandon Porter	F	6-8	193
Trevon "TJ" Taylor	F	6-6	197
Hunter Thompson (RS)	F	6-10	235
Trace Young	F	6-9	179

By High School or Transfer

High School (12)			
Justin James	G	6-7	190
Hunter Maldonado	G	6-7	200
Austin Mueller	F	6-6	210
Jordan Naughton	F	6-10	234
Hunter Thompson	F	6-10	235
Brandon Porter	F	6-8	193
Trevon "TJ" Taylor	F	6-6	197
Trace Young	F	6-9	179
Bradley Belt	G	6-4	199
Tariq Johnson	G	6-5	206
KC Henry	G	6-0	195
Haize Fornstrom	G	6-4	185

Transfers (2)			
A.J. Banks	G	6-2	163
Jake Hendricks	G	6-5	170

Mountain West Preseason Poll

2018-19 Preseason Predicted Order of Finish:

School	Points (First-Place Votes)
Nevada	207 (18)
San Diego State	188 (1)
New Mexico	153
Boise State	139
Fresno State	138
UNLV	122
Wyoming	88
Colorado State	80
Utah State	78
Air Force	42
San José State	19

2018-19 Preseason All-Conference Team:

Jordan Caroline, Nevada
 Deshon Taylor, Fresno State
 Caleb Martin, Nevada
 Justin James, Wyoming
 Cody Martin, Nevada

2018-19 Preseason Player of the Year:

Caleb Martin, Nevada

2018-19 Preseason Freshman of the Year:

Jordan Brown, Nevada

2018-19 Preseason Newcomer of the Year:

Vance Jackson, New Mexico

2017-18 Results

Date	Opponent (TV)	Time (MT)
11/3	Regis (Exhibition)	W, 75-65
11/10	Chattanooga	W, 74-65
11/13	at Oregon State (Pac-12 Network)	W, 75-66
11/20	South Dakota State #	W, 77-65
11/21	Louisiana #	W, 70-61
11/22	#12 Cincinnati	L, 53-78
11/26	New Mexico Highlands	W, 83-70
11/29	at Denver (Altitude 2)	L, 78-88
12/2	Drake ^	W, 96-87 2 OT
12/6	at South Carolina (SEC Network)	L, 64-80
12/9	Pacific	W, 86-72
12/12	Eastern Washington	W, 93-88 OT
12/16	Texas Southern	W, 72-66
12/19	Northern Colorado	L, 84-91
12/27	San Diego State * (ESPN3)	W, 82-69
1/3	at Nevada * (CBSSN)	L, 92-83
1/6	Boise State * (AT&T SportsNet)	W, 79-78 OT
1/10	at New Mexico * (Stadium)	L, 66-75
1/13	Colorado State * (CBSSN)	L, 73-78
1/20	at Utah State *	W, 85-77
1/24	Nevada * (ESPNU)	W, 104-103 2OT
1/27	at San José State *	W, 90-86 OT
1/31	at Colorado St. * (AT&T SportsNet)	W, 91-86 2OT
2/3	Fresno State * (AT&T SportsNet)	L, 62-80
2/7	Utah State *	W, 83-65
2/10	at UNLV * (CBSSN)	L, 70-85
2/14	at San Diego State * (CBSSN)	L, 77-87
2/17	San José State *	W, 89-75
2/20	New Mexico * (AT&T SportsNet)	L, 114-119
2/24	at Fresno State * (ESPNU)	W, 78-68
2/28	Air Force *	W, 66-54
3/3	at Boise State * (AT&T SportsNet)	L, 87-95
3/7	vs. San José State \$	W, 74-61
3/8	vs. New Mexico \$	L, 75-85

Bold indicates home games
 * Indicates Mountain West games
 # Cayman Island Classic
 ^ MW/MVC Challenge
 ! Game played in Torrington, Wyo.

Mr. 2,000: Senior Justin James accomplished an impressive feat hit only six times by a MW player in the 20 years of the league when he hit a free throw to get to 23 points at San Jose State. He reached 2,000 career points. Jordan Caroline of Nevada reached the feat on Saturday at Utah State as well. James now has 2,002 in his career at Wyoming.

All-Time MW Scoring: Senior Justin James sits at 2,002 career points at Wyoming, which ranks as the fifth most in the history of the MW. He is the second Cowboy to reach the feat as Brandon scored 2,168 from 2006-09.

1. Jimmer Fredette (BYU) 2,599 2008-11
2. Brandon Heath (SDSU) 2,189 2004-07
3. Brandon Ewing (WYO) 2,168 2006-09
4. Marvelle Harris (FS) 2,031 2013-16
5. Justin James (WYO) 2,002 2016-Pres.

Scoring Champion: Senior Justin James currently leads the Mountain West in scoring this season at 21.6 points per game. The league will wrap up play on Saturday and James could become the four Poke to win a MW Scoring Title joining Josh Adams (2016), Brandon Ewing (2007-09) and Marcus Bailey (2001). The Cowboys have had one player lead the WAC in scoring in Bill Garnett, as he led the WAC in scoring in 1982. James mark is the second most in a season to lead the conference after Adams had 24.7 in 2016.

Money in the Banks: Junior guard A.J. Banks added 13 points at San Jose State on Wednesday. It mark the third double-digit scoring game of his career. It marked the most points in conference play and the most since scoring 18 at UTEP. He tied a career best with two three pointers.

Hendricks From Deep: Junior guard Jake Hendricks added six three pointers at San Jose State for back-to-back games with six three pointers. He has recorded 62 on the season averaging three per game. He is seven away from moving into the top-10 in single season three pointers.

Getting Defensive in the Second Half: The Pokes got defensive in the second half against San Jose State on Wednesday. The Cowboys held the Spartans to 27 percent from the field the lowest allowed in the second half this season. SJSU shot 50 percent from the field in the opening frame.

Road Win: The Pokes earned a road win on Wednesday for the first of the season. Wyoming owns a neutral sit win on the year defeating Richmond. It marked the first road win since downing defeating Fresno State on Feb. 24, 2018.

Senior Night: The Cowboys will recognize two seniors in Justin James and Jordan Naughton on Saturday. The Trio has been apart of 65 wins and have appeared in a combined 218 games. The duo was also apart of the first postseason championship since 1943, as the Pokes won the CBI in 2017.

Four for the Score: The final box score at San Jose State featured four Cowboys in double-figures. Justin James led all scorers with 25 points, as Jake Hendricks added 20 points with 13 from A.J. Banks and 10 from TJ Taylor. It marked the first time since the Denver game on Dec. 11 that Wyoming had four players score in double-figures.

Heres the Dish: The Pokes recorded 17 assists on Wednesday at San Jose State. The 17 helpers was a season high for the Brown and Gold. Wyoming had an assists on 63 percent of their baskets. For the season, Wyoming averages a helper on 47 percent of its baskets.

Three-Ball Dropping: The Cowboys hit 13 three pointers last Saturday against Air Force. It tied for the second most of the season after hitting 13 at home against Colorado State. The Pokes hit 15 in the first meeting against the Falcons inside Clune Arena. The Pokes have hit double-digit three pointers in seven games this season after 11 on Wednesday. The Pokes have hit 230 on the year ranking sixth in single-season school history.

James Filling It Up: Senior Justin James has scored 647 points this season, a new single season career best for the Florida native. James now ranks seventh in single season scoring at Wyoming. He also ranks eighth in single season scoring average at 21.4 points per game.

Holding on to the Basketball: The Pokes protected the basketball against Air Force with only eight turnovers on the evening and had only eight against SJSU. It was the first time the Pokes' haven't recorded double-digit turnovers since recording nine against Utah State on Jan. 12. It was the second fewest in a game since recording six against Richmond on Nov. 22. Wyoming has under 10 turnovers in back-to-back games for the first time this season.

Interview Requests

Interviews, either in person or via telephone, with members of UW's coaching staff and student-athletes must be coordinated through Assistant Athletic Director for Communications Nick Seeman at least one day in advance.

Home and/or cell phone numbers will not be provided to the media, by the coaches, student-athletes, or the athletic department. Media are asked not to request an individual's personal contact information, including e-mail and cell number, but rather to contact Nick.

All-Time Leading Scorers

1. Fennis Dembo (1985-88)	2,311
2. Brandon Ewing (2006-09)	2,168
3. Flynn Robinson (1963-65)	2,049
4. Justin James (2015-Pres.)	2,002
5. Eric Leckner (1985-88)	1,938
6. Josh Adams (2013-16)	1,819
7. Reginald Slater (1989-92)	1,809
8. Charles Bradley (1978-81)	1,744
9. Jeron Roberts (1995-98)	1,599
10. Carl Ashley (1968-70)	1,598
11. Harry Hall (1967-69)	1,595
12. Bill Garnett (1979-82)	1,594
13. Jay Straight (2002-05)	1,550
14. Tim Breaux (1989-92)	1,512
15. Leon Clark (1989-92)	1,497
16. Tony Windis (1957-59)	1,465
17. Josh Davis (1999-02)	1,439
18. Larry Nance, Jr. (2012-15)	1,386
19. Marcus Bailey (2000-03)	1,356
20. Stan Dodds (1968-70)	1,333



Banks Dishes and Crashes Boards: Junior guard A.J. Banks is really hitting his stride late in the season. He tied a career-high with four assists against Air Force. He also had four against at home against UNLV. He also added six rebounds against the Falcons. He is averaging three assists per game over his last five contests.

Starting Lineups: The Pokes used the starting lineup of Jake Hendricks, Justin James, A.J. Banks, TJ Taylor and Jordan Naughton against SJSU. It was the 15th different lineup used this season. That number ranks tied for first in the country with UT Martin's 15, as the Skyhawks are coached by former Wyoming assistant Anthony Stewart.

James Against The MW: After scoring 27 points last at Fresno State, Senior guard Justin James added 23 against Air Force and 25 against SJSU and now has now scored 1,058 points against conference foes.

Thompson Protects Rim: Freshman Hunter Thompson was a defensive presence for the Pokes at Fresno State. He recorded four blocks on the night for a season-high by any Cowboy, as he established a new Career-best. It was the most blocks in a game since Alan Herndon had five against Nevada on Jan. 3, 2018.

Elite Company: Senior Justin James is one of the most elite players in college basketball. In fact, James is one of three active players in the country with over 2,000 points, 600 rebounds and 300 assists. The other two are Ethan Happ of Wisconsin and John Konchar of Purdue-Fort Wayne.

Mr. Everything: Senior Justin James does everything for the Pokes. James gets his teammates involved in the offense with 134 assists. He also has hit 209 field goals and 186 free throws. James has been involved in some way in 61 percent of the Cowboys scoring, as that includes made baskets, assists and free throws. He was involved in 93 percent of the Pokes scoring against Colorado State and 86 percent against Fresno State. He added to 61 percent against Air Force last Saturday maintaining his season average.

From The Line: The Pokes were impressive at the line at Colorado State. In fact the Pokes went a perfect 14-of-14 from the stripe. It marked the first perfect game with over 10 attempts in the Mountain West Era of Cowboy Basketball

Trouble From Behind The Arc: The Cowboys struggled from behind the arc at Colorado State. Wyoming was 2-of-24 for eight percent. It was the fewest threes since hitting two at Boise State on Jan. 26.

Getting to the Line....Alot: Senior Justin James has gotten to the free throw line quite a bit in his career. In fact, He has gone to the line 690 times to rank fourth in school history. He ranks sixth in career makes at Wyoming with 505. James ranks fourth in the nation 250 attempts this season with 186 makes for No. 9 in the NCAA. He leads the MW in both.

Time and Time Again: Senior Justin James has been a warrior all season long. He ranks third in the nation averaging 38:09 minutes per game. He has played in 17 games with 38 or more minutes played.

Taylor Has Big Night: Freshman Trevon "TJ" Taylor had a big game for the Pokes against Nevada. He added 13 points for his seventh game in double-figures this season and the first since scoring 10 against Boise State on Jan. 26 in Boise. Taylor scored nine points in the first half. He also finished the night tying a career-high with eight rebounds, which also led Wyoming.

Active Hands: Senior Justin James puts up some special numbers on the offensive end of the floor, but his defense can sometimes be over looked. He is currently the MW leader in steals on the season at 1.5 per game. He has 45 steals on the season. He also moved into the top-10 in career steals against Nevada, as he has 118 in his career for 10th as he passed Marcus Bailey.

And He Can Pass: Senior Justin James added seven assists at SJSU. He ranks fourth in the conference at 4.5 per game. He now has 336 in his career at Wyoming, as he passed Brett McFall (307) for 10th all-time at Wyoming. He has had a career-high nine assists twice this season. Once at Oregon State and once against Air Force on the road.

Opening Act: The Pokes shot a season-high 61 percent from the field in the first half at Utah State. It was the highest shooting percentage in the opening half since shooting 62 percent at Air Force on Feb. 4, 2017. Wyoming erased an 11 point deficit in the first half and went 14-of-23 from the field in the opening 20 minutes against the Aggies.

Record Watch

FIELD GOALS MADE

1.	Fennis Dembo	1985-88	823
2.	Flynn Robinson	1963-65	764
3.	Eric Leckner	1985-88	753
4.	Justin James	2015-Pres.	673
5.	Charles Bradley	1978-81	652
6.	Reginald Slater	1989-92	644
7.	Brandon Ewing	2006-09	639
8.	Carl Ashley	1968-70	605
9.	Leon Clark	1964-66	581
10.	Bill Garnett	1979-82	574

FIELD GOALS ATTEMPTED

1.	Flynn Robinson	1963-65	1,770
2.	Fennis Dembo	1985-88	1,628
3.	Justin James	2015-Pres.	1,522
4.	Brandon Ewing	2006-09	1,464
5.	Tony Windis	1957-59	1,390
6.	Carl Ashley	1968-70	1,380
7.	Josh Adams	2013-16	1,333
8.	Harry Hall	1967-69	1,314
9.	Eric Leckner	1985-88	1,231
10.	Leon Clark	1964-66	1,224

GAMES PLAYED

1.	Alan Herndon	2014-18	133
2.	Eric Leckner	1985-88	131
3.	Josh Adams	2013-16	130
4.	Fennis Dembo	1985-88	129
	Turk Boyd	1985-88	129
	Justin James	2015-Pres.	129
7.	David Lodgins	1985-88	128
8.	Sean Dent	1984-88	127
9.	Brandon Ewing	2006-09	126
10.	Adam Waddell	2009-12	124

3-POINT FIELD GOALS MADE

1.	Jason McManamen	2013-17	210
2.	Brandon Ewing	2006-09	193
3.	Josh Adams	2013-16	187
4.	Riley Grabau	2012-15	171
5.	Jay Straight	2002-05	169
6.	LaDrell Whitehead	1995-97	168
7.	Reggie Fox	1987-89	165
8.	Justin James	2015-Pres.	151
9.	Hayden Dalton	2016-18	147
10.	Alexander Aka Gorski	2015-18	143
	Fennis Dembo	1985-88	143

FREE THROWS MADE

1.	Brandon Ewing	2006-09	697
2.	Fennis Dembo	1985-88	522
3.	Reginald Slater	1989-92	521
	Flynn Robinson	1963-65	521
5.	Jeron Roberts	1995-98	507
6.	Justin James	2015-Pres.	405
7.	Brad Jones	2006-08	476
8.	Josh Adams	2013-16	472
9.	Harry Hall	1967-69	471

Porter Brings Solid Night: Freshman Brandon Porter had a solid night for the Pokes at Fresno State. He tied a career-high with 10 points, which he achieved at Oregon State in the second game of the season. Porter also tied a career-high with two three pointers and also added a career-high two assists.

James and the Three Ball: Senior Justin James hit three triples at Utah State, but did not hit one against Nevada and CSU and added two against UNLV, Air Force and SJSU. He now has 151 in his career at Wyoming for eighth in school history. He passed former teammates Hayden Dalton, Alexander Aka Gorski.

A Veteran for Sure: Senior Justin James played his 129th game against Air Force. He is tied for fourth all-time at Wyoming. He passed former Teammate Jason McManamen and Cowboy great Larry Nance Jr. prior to the Utah State game to move into the top-10.

Three Ball Dropping: The Pokes were feeling it from behind the arc against Colorado State. Wyoming hit 13 triples for the second most this season after hitting 15 against Air Force. The Pokes shot a season-high 54 percent from behind the arc against the Rams. Wyoming has hit 49 threes for 9.8 per game over their last five games.

James Has Career Night: Senior Justin James scored a career-high 36 points in a win over Colorado State. James has now scored 30 or more points five times in his career and two times this season. James was 10-of-14 from the field and 11-of-12 from the free throw line against the Rams. He was just as lethal from behind the arc hitting a career best five three-pointers on six attempts. James also added seven assists having his hand in 74 percent of the Cowboys scoring in the Border War win. He passed Reggie Slater and Josh Adams for fifth in career scoring at UW.

Leading at the Break: The Pokes have been outstanding when leading at halftime under head coach Allen Edwards. The Pokes are 3-1 on the season when leading at the break and are an impressive 37-3 when leading at halftime under head coach Allen Edwards. Wyoming's only loss this season came against UNLV on Jan. 5.

Double-Digit Triples: The Pokes finished the game against Colorado State with 13 triples. It marked back-to-back games with double digit triples for the first time in conference play after 15 at Air Force. Wyoming has double-digit three-pointers in five games this season.

Pokes Lead Wire-to-Wire: The Pokes jumped out to an early 8-0 lead on Colorado State and never looked back in a 74-66 win. It marked the first time this season that the Pokes have led from start to finish.

The Numbers Game: The Pokes win over Colorado State was a big one. Wyoming allowed only 66 points. When teams score under 70 points on the season the Pokes hold a 5-3 record. The only two losses came to Boise State and UNLV twice.

Two 20 Point Scors: The Pokes had two players with 20 or more points at Air Force. Justin James had 22 points and Jake Hendricks added 21 points. It marked the first time UW has had two 20-plus scorers since Hunter Maldonado had 20 and James had 25 against Northern Colorado on Dec. 1.

Youth Movement: The Cowboys are playing with seven freshman on the roster. In fact that is 50 percent of the roster. That number ranks sixth in the nation in terms of percentage of freshman on the roster.

UNC Asheville: 9 of 13 (69 percent)
 South Dakota: 8 of 13 (62 percent)
 Chattanooga: 7 of 12 (58 percent)
 Kentucky: 7 of 12 (58 percent)
 TCU: 6 of 11 (55 percent)
 Wyoming: 7 of 14 (50 percent)

Big Night for Naughton: Senior Jordan Naughton had a solid night for the Pokes against Fresno State. The senior went 4-for-4 from the field with 10 points. He did his damage in 12 minutes of action. His four field goals was a season-high and he has scored in double-figures three times this season and eight times in his career.

Cowboys Get Defensive: The Cowboys made a little history holding San Jose state to 46 points. It was a season low for an opponent and the fewest points allowed under Allen Edwards (Previous- 49 points by Western State in Edwards' first game). It was also the fewest points allowed since 43 points by San Diego State in the MW Championship in 2015.

The "Dome of Doom" Enters 37th Full Season

The 2018-19 season marks the 37th full season that the Arena-Auditorium (capacity: 11,445) is home to Wyoming basketball. Whether you call it the Arena-Auditorium, the Double A or "The Dome of Doom," Wyoming fans have created an atmosphere that has helped Wyoming win **74 percent** of its home games.

Wyoming's record in the Arena-Auditorium:

Overall AA Record: 419-151 (.742)
Conference Record in AA: 189-109 (.648)
Nonconference Record in AA: 231-42 (.857)

Wyoming's MW-era record in the Arena-Auditorium (20 seasons):

Overall Record in AA Since Joining MW: 235-89 (.746)
MW Record in AA: 93-65 (.608)
Nonconference Record in AA: 142-24 (.874)

Wins on National Television Since 1995-96:

Jan.24, 2018 104-103 2OT win over No. 23 Nevada on ESPNU
 Jan. 9, 2016 59-57 Win over UNLV on CBS Sports Network
 Feb. 11, 2014 68-62 Win over SDSU on ESPNU
 Feb. 21, 2005 69-65 Win over SDSU on ESPN Big Monday
 Jan. 17, 2005 83-71 Win over BYU on ESPN Big Monday
 March 3, 2003 69-66 Win over UNLV on ESPN Big Monday
 Feb. 28, 2000 88-61 Win over Utah on ESPN Big Monday
 Feb. 27, 1999 79-76 Win over UNLV on ESPN
 Jan. 4, 1997 89-61 Win over BYU on ESPN2
 Feb. 12, 1996 80-76 Win over Utah on ESPN Big Monday
 Jan. 13, 1996 61-58 Win over New Mexico on ESPN2

Wins Over Top-25 Ranked Teams Since 1995-96:

Jan.24, 2018 104-103 2OT win over No. 23 Nevada
 Feb. 11, 2014 68-62 Win over No. 5 ranked San Diego St.
 Jan. 19, 2013 58-45 Win over No. 15 ranked San Diego St.
 Dec. 1, 2012 76-69 Win over No. 19 ranked Colorado
 Feb. 4, 2011 68-66 Win over No. 11 ranked UNLV
 Feb. 28, 2000 88-61 Win over No. 24 ranked Utah
 Jan. 14, 1999 96-93 Win over No. 20 ranked TCU
 Feb. 12, 1998 62-56 Win over No. 5 ranked Utah
 Jan. 10, 1998 58-55 Win over No. 10 ranked New Mexico



Feb. 12, 1996 80-76 Win over No. 7 ranked Utah
 Jan. 13, 1996 61-58 Win over No. 25 ranked New Mexico

Wins Over Nationally-Prominent Coaches Since 1995-96

Feb. 11, 2014 68-62 Win over San Diego St.'s Steve Fisher
 Jan. 19, 2013 58-45 Win over San Diego St.'s Steve Fisher
 Jan. 8, 2011 67-66 Win over New Mexico's Steve Alford
 Feb. 18, 2009 77-68 Win over UNLV's Lon Kruger
 Jan. 10, 2007 86-76 (OT) Win over UNLV's Lon Kruger
 March 2, 2002 57-56 Win over Utah's Rick Majerus
 Feb. 28, 2000 88-61 Win over Utah's Rick Majerus
 Feb. 12, 1998 62-56 Win over Utah's Rick Majerus
 Feb. 12, 1996 80-76 Win over Utah's Rick Majerus
 Jan. 19, 1995 63-56 Win over Utah's Rick Majerus
 Feb. 5, 1994 60-55 Win over Utah's Rick Majerus
 Jan. 19, 2013 58-45 Win over San Diego St.'s Steve Fisher
 Jan. 9, 2010 85-83 Win over San Diego St.'s Steve Fisher
 Jan. 14, 2009 83-79 Win over San Diego St.'s Steve Fisher
 Feb. 17, 2007 80-71 Win over San Diego St.'s Steve Fisher
 Feb. 21, 2005 69-65 Win over San Diego St.'s Steve Fisher
 Jan. 26, 2004 79-71 Win over San Diego St.'s Steve Fisher
 Feb. 3, 2001 101-66 Win over San Diego St.'s Steve Fisher
 Jan. 29, 2000 93-87 Win over San Diego St.'s Steve Fisher
 Dec. 19, 2002 77-63 Win over South Carolina's Dave Odom
 Jan. 14, 1999 96-93 Win over TCU's Billy Tubbs
 Jan. 8, 1998 65-46 Win over UTEP's Don Haskins
 Jan. 15, 1996 72-68 Win over UTEP's Don Haskins

Wyoming's Home Record in Arena-Auditorium

(The Arena-Auditorium opened for the last game of the 1981-82 season when Wyoming defeated Air Force 59-29 on Feb. 20, 1982)

Season	Overall	Home Records	Conference Home Records	Conference Tournament Records	NIT Records	CBI Records
2018-19	5-10		2-6			
2017-18	12-4		6-3			
2016-17	19-3 (.842)		6-3 (.667)			5-0 (1.000)
2015-16	10-6 (.625)		5-4 (.555)			
2014-15	17-2 (.894)		7-2 (.778)			
2013-14	14-4 (.778)		6-3 (.667)			
2012-13	13-6 (.684)		3-5 (.375)			1-1 (.500)
2011-12	16-3 (.842)		4-3 (.571)			1-0 (1.000)
2010-11	10-7 (.588)		3-5 (.375)			
2009-10	9-9 (.500)		3-5 (.375)			
2008-09	12-4 (.800)		5-3 (.625)			0-1 (.000)
2007-08	8-6 (.571)		3-5 (.375)			
2006-07	12-2 (.857)		6-2 (.750)			
2005-06	9-8 (.529)		3-5 (.375)			
2004-05	11-3 (.786)		5-2 (.714)			
2003-04	10-5 (.667)		4-3 (.571)			
2002-03	12-3 (.800)		4-3 (.571)		1-0 (1.000)	
2001-02	13-1 (.929)		6-1 (.857)			
2000-01	11-2 (.846)		6-1 (.857)		0-1 (.000)	
1999-00	12-1 (.923)		6-1 (.857)			
1998-99	12-2 (.857)		6-1 (.857)		1-0 (1.000)	
1997-98	13-2 (.867)		6-1 (.857)		0-1 (.000)	
1996-97	8-3 (.727)		6-2 (.750)			
1995-96	10-4 (.714)		7-2 (.778)			
1994-95	9-5 (.643)		6-3 (.667)			
1993-94	8-5 (.615)		5-4 (.556)			
1992-93	9-4 (.692)		5-4 (.556)			
1991-92	9-4 (.692)		5-3 (.625)			
1990-91	13-5 (.722)		4-4 (.500)	1-1 (.500)	1-0 (1.000)	
1989-90	9-5 (.643)		4-4 (.500)			
1988-89	10-6 (.625)		3-5 (.375)			
1987-88	13-1 (.929)		7-1 (.875)			
1986-87	11-3 (.786)		6-2 (.750)			
1985-86	16-3 (.842)		7-1 (.875)	2-1 (.667)	3-0 (1.000)	
1984-85	12-4 (.750)		5-3 (.625)			
1983-84	11-3 (.786)		6-2 (.750)	1-0 (1.000)		
1982-83	10-3 (.769)		6-2 (.750)			
1981-82	2-0 (1.000)		2-0 (1.000)			
Totals	419-151 (.747)		189-109 (.648)	4-2 (.667)	6-2 (.750)	8-2 (.800)

HEAD COACH ALLEN EDWARDS



Allen Edwards enters his third season with the Cowboys. With 20-wins last season, Edwards became the first coach in Wyoming history to win at least 20 games in his first two seasons.

Edwards helped the Pokes make NCAA history last season. Wyoming became only the second team in NCAA history to go 6-0 in overtime games in a single season. Edwards teams have also gone 34-2 when leading at halftime in his first two seasons.

Last season, Edwards helped mentor Justin James, Hayden Dalton, Alan Herndon and Louis Adams to Mountain West honors. James and Dalton were All-MW selections. Herndon was named MW Defensive Player of the Year by the Media. Adams was named the conference's Sixth Man of the Year by the Media.

James and Dalton also earned NABC All-District honors. Dalton participated in the NABC's Reese College All-Star Game during Final Four weekend.

Edwards mentored the Cowboys to their highest team GPA in school history last spring. With that seven Cowboys earned their degrees. But success also came on the floor, as three of those players signed professional contracts. Herndon and Dalton also saw time in the NBA Summer League.

His first season was one to remember as the Cowboys won the 2017 College Basketball Invitational defeating Coastal Carolina. The Cowboys won their first postseason title since winning an NCAA Championship in 1943

Edwards' recorded 23 wins in his first season. Of the 29 first-year head coaches in Division-I basketball, Edward's 23 wins are tied for the third-highest total behind only New Mexico State's Paul Weir (28) and Valparaiso's Matt Lottich (24).

In 2016-17, Justin James was named the MW Sixth Man of the Year and also earned Third Team All-MW honors. He was also named the MVP of the CBI Tournament. Hayden Dalton earned Honorable Mention All-MW honors.

The Cowboys were also dominate on their home floor. Wyoming went an impressive 19-3 inside the Arena-Auditorium for the most home wins in school history during his first season.

The Wyoming offense was the most explosive in school history in 2016-17. UW scored the most points in school history and set a school and Mountain West record for three pointers made.

Edwards was introduced as the 21st head coach of the Cowboy basketball program by University of Wyoming Athletics Director Tom Burman on March 21, 2016. He had previously served as an assistant under former UW head coach Larry Shyatt the previous five seasons. With 12 appearances in postseason tournaments and 14 conference championships,

Edwards has created success during his playing career at Kentucky and as an assistant the past 14 seasons.

"An institution is fortunate when it has the opportunity to hire its next head coach from within a successful program," Burman said at the time of Edwards' hiring. "Larry Shyatt's Cowboy basketball legacy has allowed us to do that. We are thrilled to place its future in the hands of Allen Edwards. His basketball pedigree is undeniable, including two national championships with one of the game's most storied programs, Kentucky. He has coached with, and played under some of the game's finest coaches. During his five years here, his impact on our program has been significant, while earning the respect of our players. We believe Wyoming basketball has an extremely bright future."

"This opportunity to lead the Wyoming Cowboys is a blessing I'm truly thankful for," Edwards said. "I'd like to thank Larry Shyatt for bringing me to Laramie and allowing me to grow and develop as a professional with his help. My gratitude to Tom Burman, as well, for the faith that I can continue the tradition of success in the game of basketball and the game of life that Larry has established for this program."

Since joining the program in 2011, Edwards has helped the Pokes compile an overall record of 98-69. He added to his extensive postseason experience with the Cowboys qualifying for the CBI from 2012-14 and the NCAA Championships in 2015. That 2014-15 season included winning the Mountain West tournament title to secure the Pokes' first appearance in the NCAA tournament since 2002. During his time in Laramie, the Cowboys have claimed six wins over top-25 opponents, including one against a top-five foe, and six players have earned 15 all-conference honors, including a MW Player of the Year and two MW Defensive Players of the Year. He helped coach Larry Nance Jr., who was picked 27th overall in the first round of last year's NBA draft by the Los Angeles Lakers. Edwards also took the reins for one game on Jan. 22, 2014, to lead Wyoming to a come-from-behind 66-59 win at Air Force when Shyatt was ill.

"I want to congratulate coach Shyatt on the outstanding job he did at Wyoming," Nance said. "He took a 10-win program to nearly four-straight seasons with 20 wins. It's awesome to see him get some time to relax for a little bit. He's earned that. In the same breath, he couldn't be handing off the program to a more capable person. Coach Edwards is one of the smartest basketball minds I know, even at the NBA level. How he handles his players and staff, he commands respect and he deserves it. Allen is the right man for the job and he will continue the success there at Wyoming."

Edwards came to Wyoming from Western Kentucky, where he spent the 2010-11 season under Ken McDonald as an assistant coach. The Hilltoppers finished 16-16 overall, including 8-8 in the Sun Belt Conference, with a pair of first team all-conference players. Prior to WKU, Edwards spent 2009-10 as an assistant at Towson University under head coach Pat Kennedy.



Those two positions for Edwards came after a very productive three-year stint at Virginia Commonwealth University with head coach Anthony Grant from 2006-09. He helped guide the Rams to a 76-25 overall record during that time, including 45-9 in the Colonial Athletic Association, as the Rams won three conference regular-season titles and two tournament titles. VCU played in the NCAA tournament twice, including a first-round upset of Duke in 2007, and the NIT once. During that 2006-07 season, the Rams led the nation in three-point field goal percentage defense and were 10th in field goal percentage defense. Edwards helped cultivate Eric Maynor, the 20th overall pick in the 2009 NBA draft, and Larry Sanders, the 15th overall selection in the 2010 NBA draft.

Edwards' first full-time assistant position was at Morehead State from 2003-06 under head coach Kyle Macy. He previously spent the 2002-03 as a special assistant to head coach Tubby Smith at Kentucky, as he returned to complete his degree in sociology. During that season, the Wildcats went 16-0 in the SEC to win the conference regular season and tournament and advance to the NCAA's Elite Eight.

Edwards enjoyed a tremendous playing career at Kentucky from 1995-98 that included three seasons under Rick Pitino and one under Smith. The Wildcats advanced to three-straight Final Fours during Edwards' sophomore, junior and senior seasons, including winning national titles in 1996 and 1998. During his freshman campaign, Kentucky made the Elite Eight. With Edwards, the Wildcats compiled a 132-16 overall record and won three SEC regular-season crowns and three

The Edwards File

Coaching History

2016-present — Wyoming as Head Coach
 2011-2016 — Wyoming as an Assistant Coach
 2010-11 — Western Kentucky as an Assistant Coach
 2009-10 — Towson University as an Assistant Coach
 2006-09 — VCU as an Assistant Coach
 2003-06 — Morehead State as an Assistant Coach
 2002-03 — Kentucky as an Assistant Coach

NCAA Championship Teams (2)

1998 — NCAA Champions at Kentucky as a Player
 1996 — NCAA Champions at Kentucky as a Player

Postseason Berths (13)

(NCAA Tournament: 2 National Championships, 8 Appearances)
 (National Invitation Tournament: 1 Appearance)
 (College Basketball Invitational: 1 Title, 2 Quarterfinal Appearances, 4 Appearances)

2017- College Basketball Invitational Champions
 2015 — NCAA Second Round at Wyoming as an Assistant Coach
 2014 — CBI First Round at Wyoming as an Assistant Coach
 2013 — CBI Quarterfinals at Wyoming as an Assistant Coach
 2012 — CBI Quarterfinals at Wyoming as an Assistant Coach
 2009 — NCAA First Round at VCU as an Assistant Coach
 2008 — NIT First Round at VCU as an Assistant Coach
 2007 — NCAA Second Round at VCU as an Assistant Coach
 2003 — NCAA Elite Eight at Kentucky as an Assistant Coach
 1998 — NCAA Champions at Kentucky as a Player
 1997 — NCAA Runner-Up at Kentucky as a Player
 1996 — NCAA Champions at Kentucky as a Player
 1995 — NCAA Elite Eight at Kentucky as a Player

Conference Championship Teams (14)

2015 — MW Tournament Champions at Wyoming as an Assistant Coach
 2009 — CAA Regular-Season and Tournament Champions as an Assistant Coach
 2008 — CAA Regular-Season Champions as an Assistant Coach
 2007 — CAA Regular-Season and Tournament Champions as an Assistant Coach
 2003 — SEC Regular-Season and Tournament Champions as an Assistant Coach
 1998 — SEC Regular-Season and Tournament Champions as a Player
 1997 — SEC Tournament Champions as a Player
 1996 — SEC Regular-Season Champions as a Player
 1995 — SEC Regular-Season and Tournament Champions as a

tournament titles. He averaged 9.2 points, 3.3 assists and 3.3 rebounds as a senior. Following his collegiate career, Edwards played professionally in the CBA and the IBL.

A native of Miami, Edwards played his prep career at Miami Senior High School where he and his two brothers collected five prep state titles. Allen is married to the former LaTanya Webb, a two-time All-SEC volleyball player at Kentucky. They have two daughters, Mai'a and Landree, and a son, Jaxson.

HEAD COACH

ASSISTANT COACH JEREMY SHYATT



Jeremy Shyatt begins his eighth season as an assistant coach for Wyoming during 2018-19. The oldest son of former head coach Larry Shyatt, Jeremy helped guide the Cowboys to a 25-10 overall record during the 2014-15 campaign for a Mountain West tournament title and Wyoming's first berth in the NCAA tournament since 2001-02. Shyatt was at North Florida for two seasons prior to coming to UW.

In 2017-18, Shyatt helped the Cowboys reach 20 wins for the second consecutive season. He also helped the Cowboys become only the second team in NCAA history to go a perfect 6-0 in overtime.

In 2016-17, Shyatt helped the Pokes to the College Basketball Invitational Championship. The Cowboys finished the season 23-15 overall and went 19-3 inside the Arena-Auditorium. Shyatt helped mentor Mountain West Sixth Man Justin James, as he also was named the Most Valuable Player of the CBI. Junior Forward Hayden Dalton also received Honorable-Mention All-MW honors. The Cowboys set a school record and MW record with 369 three-pointers last season.

During the 2015-16 season, Shyatt helped mentor Josh Adams, who averaged 24.7 points per game in 2015-16 for first in the Mountain West and third in the NCAA. Adams scored 740 points last season to break Wyoming's single-season record of 701 by Flynn Robinson in 1964-65. Adams also

made 94 threes last season to rank second in Cowboy single-season history, which includes a school-record nine in Wyoming's win at Colorado State.

At North Florida, Shyatt assisted head coach Matthew Driscoll, who was an assistant at Wyoming during the 1997-98 season under Larry. During his time with the Ospreys, Shyatt helped build a resurgence of the basketball program. North Florida won 28 games in the two years, after having won just 22 total games in the four years prior to that.

In 2010-11, UNF finished 15-19 overall and 10-10 in the Atlantic Sun Conference. The 15 wins matched the most in school history and the 10 conference wins also set a school record. The Ospreys fell one game short of the NCAA Tournament, losing to Belmont in the Atlantic Sun Championship game. It marked the first time that North Florida had played in a conference championship game. In addition, North Florida won the Mayan Division of the 2010 Cancun Challenge. Prior to their trip to Cancun, the Ospreys traveled to Wyoming and beat the Cowboys in the Arena-Auditorium.

At UNF, Shyatt was involved in many facets of the program including on-court coaching, recruiting, opponent scouting, team academic progress, housing, camps, skill development and was the team's video coordinator. He helped design the team's basketball locker room, and oversaw their Nike account and student-managers.

Prior to taking the job at UNF, Shyatt spent two seasons at Virginia Commonwealth University as the team's Director of Basketball Operations. During his stint at VCU, the Rams won two regular-season conference championships, advanced to the NCAA Tournament in 2009 and earned an NIT berth in 2008. He helped coach Eric Maynor, the 20th overall selection in the 2009 NBA draft and Larry Sanders, the 15th overall selection in the 2010 NBA draft.

Shyatt held the same Director of Basketball Operations title at East Carolina University from 2005-07.

From 2003-05, Shyatt was a volunteer assistant coach at the University of South Carolina. There, he earned a master's degree in integrated communication and advertising.


From 2002-05, Shyatt served as director of the Boys and Girls Summer Day Camps with the NBA's Cleveland Cavaliers. Through this camp, Shyatt was able to meet Cavaliers' star, Carlos Boozer, who presently plays for the Chicago Bulls. In 2004, Shyatt and Boozer hosted a camp together in Boozer's hometown of Juneau, Alaska. Shyatt also worked for the Five-Star Basketball Camp in Coraopolis, Pa., during the summers of 2003 and 2004 as camp commissioner and counselor.

Shyatt went to college at Clemson, where he was heavily involved in the Tigers' basketball program. As a freshman in 1999-00, he earned a varsity letter as a member of the team. He then became a student assistant coach for the next three seasons. In 2000, he was named to the All-ACC Honor Roll. He earned his bachelor's degree in marketing from Clemson in 2003.

Shyatt played high school basketball in both Laramie and Clemson, earning three letter awards. He played his junior season at Laramie High School and his sophomore and senior years at D.W. Daniel High School. As a senior, he was named all-area by Easley Progress and Anderson Independent Mail. He was also named Academic All-State by the High School Sports Report.

Shyatt was born in Cleveland, Ohio. He is the oldest of three children to Pam and Larry.

He is married to Felicia (Read) Shyatt. The couple married on May 27, 2017 in Arizona.



ASSISTANT COACH SHAUN VANDIVER



University of Wyoming head coach Allen Edwards announced on April 5th that Shaun Vandiver will return to the Cowboy basketball program as an assistant coach. Vandiver was an assistant at Wyoming from 2005-10 and comes to UW after serving as the head coach at Emporia State for the last seven seasons.

"We are excited to be able to hire a man with such a great reputation and respect level in this business," Edwards said. "He is a man I have known since entering the business 17 years ago. I'm happy to have him as a member of our staff and bring him back home to the Cowboy Basketball Family."

Vandiver was an assistant for the Pokes from 2005-10 serving under head coaches Steve McClain and Heath Schroyer. He also served as a graduate assist at Wyoming for the 2002-03 season.

"I'm excited for the opportunity to join coach Allen Edwards and the staff in Laramie," Vandiver said. "My family and I are excited to head back to a community that we have wonderful memories

and affection for."

As a member of the Wyoming coaching staff, Vandiver helped lead the Cowboys to the Championship game of the 2006 Mountain West Tournament. During his time with the Pokes, he mentored nine players who earned All-MW honors.

"I like the way the Cowboy basketball program has progressed, and my goal is to help the coaching staff keep it going and take it to another level," Vandiver said. "I'm just ready to do whatever coach Edwards needs me to do for this program and I'm all in."

Vandiver led the Hornets to five Mid-America Athletic Association tournaments during his time at Emporia State. In his first season as head coach, he became only the second coach in MIAA history to lead his team to the tournament championship game in his first season. Last season, Emporia State nearly knocked off Mizzou on the road before falling to the Tigers 67-62.

Prior to his time as head coach at Emporia State, Vandiver was an assistant coach at Boise State. He was a key part of one of the biggest turnarounds in Boise State history in 2010-11. The Broncos were 22-13 and advanced to the semifinals of the CBI Tournament before falling to the Oregon Ducks 79-71 in Eugene, Ore. The 22 wins were a seven-game improvement over the previous year.

He began his coaching career in 2001-02 as volunteer assistant coach with Colorado while finishing his degree in sociology. In 2002-03, he moved on to Wyoming as a graduate assistant where he helped guide the Cowboys to a 21-11 record and an NIT berth. His first full-time coaching position was at Bowling Green State in 2003-04. He moved on to Northern Colorado for the 2004-05 season as the Bears were finishing their transition to NCAA Division I.

Vandiver transferred to Colorado following his freshman year at Hutchison Community College and was named Big



Eight Newcomer of the Year in 1989. His senior season, he led the Buffs to the National Invitation Tournament finals in New York City, where they finished third. He averaged a double-double in his career for the Buffaloes and ended his career as the third leading scorer (1,876) and rebounder (962) in CU history. After earning First-Team All-Big Eight honors as a junior and senior, he was selected by the Golden State Warriors with the 25th pick of the 1991 NBA Draft. After his collegiate career, Vandiver enjoyed a nine-year professional playing career in Europe. He played for teams in: Bologna, Italy (1991-92); Bilbao, Spain (1992-93); Girona, Spain (1993-94); Reggio Calabria, Italy (1994-95); Las Palmas, Spain (1995-97); and Madrid, Spain (1997-2001).

Vandiver, a native of Bolingbrook, Ill., is married to the former Danielle Dodgion. They have five children: Aubrey, a former Cowgirl

basketball player; Amber, a former Emporia State basketball player; Garin, a former Emporia State player; Alessandra and Gage.

ASSISTANT COACH JERMAINE KIMBROUGH



Jermaine Kimbrough enters his third season on the Cowboys staff as an assistant coach. Kimbrough came to Laramie from Nevada and Cleveland State.

In 2017-18, Kimbrough helped the Cowboys reach 20 wins for the second consecutive season. He also helped the Cowboys become only the second team in NCAA history to go a perfect 6-0 in overtime.

In 2016-17, Kimbrough helped the Pokes to the College Basketball Invitational Championship. The Cowboys finished the season 23-15 overall and went 19-3 inside the Arena-Auditorium.

"My biggest point of emphasis with hiring this assistant position was to find a well-balanced guy," Edwards said at the time of Kimbrough's hiring. "I didn't want a coach that just specialized in one particular thing. I wanted a guy that's good on the floor, good with the student-athletes, good

with recruiting and good with scouting. I think Jermaine has shown the capability to excel in all those areas, so we are excited to welcome him to the Cowboy basketball family."

Kimbrough spent the 2015-16 season under head coach Eric Musselman at Nevada. The first-year staff guided the Wolf Pack to a 24-14 overall record, including a 10-8 mark in the conference for fourth in the Mountain West regular-season standings. More importantly, Nevada accepted a bid to the CBI and won the tournament for the MW's first postseason title in men's basketball. With Kimbrough's help, two Wolf Pack players earned four All-MW honors, including freshman forward Cameron Oliver being named to the All-MW Third Team, All-Defensive Team and All-Tournament Team.

Kimbrough came to Nevada after nine seasons from 2006-14 as an assistant under head coach Gary Waters at Cleveland State. During that time he helped the Vikings to a pair of Horizon League Championships, one NCAA tournament, three NIT trips and a CollegelInsider.com Tournament appearance. Cleveland State had five 20-wins campaigns in Kimbrough's nine seasons with a 157-112 overall record. He also coached Norris Cole at CSU, who was selected in the 2011 NBA draft.

Kimbrough's coaching career started at the NJCAA's Howard College where he spent two seasons as an assistant from 2001-03. He moved on to serve as Director of Operations at Cleveland State in 2003-04 and Massachusetts in 2004-05. During that season the Minutemen knocked off No. 2 Connecticut, No. 20 George Washington and No. 23 Florida State. Kimbrough would move on to serve as an assistant coach for one season at IPFW before returning to Cleveland State.

During his playing career, Kimbrough spent two seasons at St. Catherine College, before transferring to Virginia Tech for two seasons from 1998-2000. He would go on to graduate from Virginia Tech with his bachelor's degree in psychology in 2001.

Kimbrough played his prep career at Shaker Heights High School in Cleveland and earned all-league honors four times and all-city accolades three times. He was named second-team all-state as a senior after averaging 26 points per game.

"I'm extremely excited about this promising opportunity to work at Wyoming under coach Edwards," Kimbrough said at the time of his hiring. "I feel like everything is in place for the Cowboys to compete for championships year after year. I look forward to getting started right away with the student-athletes and staff."

Jermaine and his wife, Tameka, have five children.



DIRECTOR OF PLAYER DEVELOPMENT ROB WATSABAUGH



Rob Watsabaugh (pronounced wat-SAW-baugh) is in his seventh season with the Wyoming program in 2018-19, including his fourth season at Director of Player Development. He helped the Pokes to a 25-10 overall record and berth in the NCAA tournament in 2014-15, and a College Basketball Invitational title in 2016-17.

He served as a graduate assistant for the 2012-13 and 2013-14 campaigns.

He was previously a member of the squad for three seasons. Watsabaugh was a valuable reserve for Wyoming off the bench in 2011-12. He played in 31 of UW's 33 games and averaged 1.0 points and 1.3 rebounds in seven minutes of action per game. His best performance of the season was six points, three rebounds and two steals against Maryland Eastern Shore on Nov. 26. He also posted a career-high five rebounds twice during the season, while shooting 61.9 percent from the floor. Watsabaugh played a career-high 21 minutes against Northern Colorado on Nov. 15, while making his first career start on Senior Night against TCU on Feb. 28.

Watsabaugh used his redshirt year during the 2010-11 season. He was able to practice with the team and participate in most team activities during his redshirt year of 2010-11. In his first year at Wyoming, Watsabaugh played in nine games. His best game came against Adams State, as he scored a career high six points. Those six points were six of Wyoming's final eight points and helped set the all-time school record for points in a game with 123. He scored the final basket of the game with 13 seconds remaining to seal the record. He played in his

first career game at Wyoming on Nov. 13 against South Dakota State. He scored his first career points and pulled down his first two career rebounds in UW's win over Peru State on Nov. 18.

Watsabaugh enjoyed a two-year junior college career at West Hills College in Coalinga, Calif.

At West Hills, Watsabaugh was a 2008-09 Central Valley All-Conference performer and was named to the Central Valley All-Defensive Team. He also received West Hills team awards including; Best Defense, Chairman of the Boards and their Falcon Award.

Watsabaugh graduated from Jackson Hole High School in 2007. He was a 3A West All-Conference basketball player and a two-year letterman on the hardwood. He also lettered in football as a junior. He excelled academically and was on the honor roll all four years of high school. Watsabaugh was born in Jackson, Wyo. He is the son of Nancy and Willy, and has a brother Tom. He also has two step brothers, Justin and Brad, and a step sister, Beth. Rob graduated from UW with his Bachelor's degree in kinesiology and health promotions in May of 2012.

SPECIAL ASSISTANT TO THE HEAD COACH JERRON GRANBERRY



Jerron Granberry is in his third season as the assistant to the head coach. He served the previous two seasons as a graduate assistant for Wyoming from 2014-16. He helped guide the Cowboys to a 25-10 overall record and berth in the NCAA tournament during the 2014-15 season, after playing for the Pokes the previous season.

In 2013-14, Granberry was the first big off the bench for the majority of the season, before starting the last seven games of the season due to a teammate's injury. He averaged 6.1 points, 2.1 rebounds and 1.2 assists in 25.2 minutes per game. Granberry scored in double figures in seven contests, including his top performance of 18 points in 38 minutes at UNLV on March 13. He shot 44 percent from the field, 39 percent from deep and 85 percent at the free throw line. He ranked fifth on the team in points and third in three-point percentage. He was one of four Cowboys to play in all 33 games during the 2013-14 campaign.

Granberry came to Wyoming after four seasons at North Florida. During his career, he was named to the Atlantic Sun All-Conference Preseason Team before the 2012-13 campaign and to the conference's All-Tournament Team in 2010-11. He finished his career at UNF with 1,071 points, the sixth player in

school history and first in the NCAA Division I era to reach the 1,000-point mark.

A native of Miami, Fla., Granberry earned his bachelor's degree in communications at Northern Florida in the spring of 2013.

ASSOCIATE ATHLETIC TRAINER DALLAS FICHTNER

Dallas Fichtner joined the University of Wyoming Sports Medicine Staff in August 2018 as an Associate Athletic Trainer with the Cowboy Basketball and Cowboy and Cowgirl Diving programs after spending the previous eleven years at Nebraska Wesleyan University in Lincoln, NE.

While at NWU, Dallas worked with a variety of sports including men's and women's soccer, track and field, and men's and women's basketball. Before his time at Nebraska Wesleyan, he served as a graduate assistant athletic trainer at Boise State University from 2005-2007. While at Boise State, Dallas worked one year with the wrestling program and one year with the men's basketball as well as assisting with the football program.

Dallas received his Masters of Exercise and Sports Studies with a Biophysical Emphasis from Boise State in 2007 after completing his undergraduate education at the University of Nebraska at Kearney in 2005. Dallas is originally from Hayes Center, NE where he grew up on a family owned cattle ranch.



Wyoming Cowboy Basketball
Wyoming Combined Team Statistics (as of Mar 06, 2019)
All games



RECORD:	OVERALL	HOME	AWAY	NEUTRAL
ALL GAMES	7-23	5-10	1-11	1-2
CONFERENCE	3-14	2-6	1-8	0-0
NON-CONFERENCE	4-9	3-4	0-3	1-2

#	Player	gp-gs	min	avg	Total		3-Point		F-Throw		Rebounds				pf	dq	a	to	blk	stl	pts	avg		
					fg-fga	fg%	3fg-fga	3fg%	ft-fta	ft%	off	def	tot	avg										
01	JAMES, Justin	30-30	1143	38.1	209-514	.407	43-153	.281	186-250	.744	30	224	254	8.5	63	0	134	123	17	47	647	21.6		
24	MALDONADO, Hunter	8-5	260	32.5	42-100	.420	11-33	.333	15-24	.625	12	42	54	6.8	21	1	18	16	4	9	110	13.8		
00	HENDRICKS, Jake	21-18	749	35.7	74-187	.396	62-152	.408	18-28	.643	3	56	59	2.8	53	1	20	21	0	21	228	10.9		
10	THOMPSON, Hunter	25-22	705	28.2	74-174	.425	36-97	.371	35-50	.700	5	66	71	2.8	87	5	19	42	12	6	219	8.8		
11	YOUNG, Trace	18-13	459	25.5	49-119	.412	26-69	.377	8-17	.471	7	56	63	3.5	32	1	14	42	7	14	132	7.3		
13	TAYLOR, TJ	29-20	787	27.1	61-134	.455	17-51	.333	57-76	.750	21	73	94	3.2	71	0	20	48	11	16	196	6.8		
03	REDDING, Nyaires	9-9	258	28.7	15-42	.357	4-18	.222	23-27	.852	3	17	20	2.2	23	1	17	11	1	5	57	6.3		
02	BANKS, A.J.	30-16	689	23.0	49-99	.495	10-32	.313	31-43	.721	10	73	83	2.8	39	0	40	44	13	29	139	4.6		
33	NAUGHTON, Jordan	20-8	302	15.1	22-51	.431	0-1	.000	36-50	.720	11	27	38	1.9	45	3	8	19	9	4	80	4.0		
14	MUELLER, Austin	8-8	236	29.5	10-29	.345	2-9	.222	9-12	.750	5	24	29	3.6	29	3	5	14	5	8	31	3.9		
22	PORTER, Brandon	29-1	269	9.3	26-72	.361	14-42	.333	8-13	.615	8	25	33	1.1	53	2	4	29	3	9	74	2.6		
34	DUNG, Lwal	4-0	37	9.3	3-5	.600	0-2	.000	1-3	.333	1	4	5	1.3	4	0	1	1	0	0	7	1.8		
05	JOHNSON, Tariq	9-0	71	7.9	3-13	.231	2-7	.286	5-8	.625	2	3	5	0.6	8	0	0	4	0	0	13	1.4		
55	FORNSTROM, Haize	12-0	54	4.5	5-10	.500	3-7	.429	3-3	1.000	1	7	8	0.7	10	0	2	1	0	1	16	1.3		
40	HENRY, KC	4-0	6	1.5	0-0	.000	0-0	.000	0-0	.000	0	1	1	0.3	1	0	0	0	0	0	0	0.0		
Team											44	56	100											9
Total.....		30	6025		642-1549	.414	230-673	.342	435-604	.720	163	754	917	30.6	539	17	302	424	82	169	1949	65.0		
Opponents.....		30	6025		786-1751	.449	248-714	.347	432-585	.738	300	831	1131	37.7	564	-	446	365	87	205	2252	75.1		

TEAM STATISTICS	WY	OPP	Date	Opponent	Score	Att.
SCORING	1949	2252	11/06/18	UC SANTA BARBARA	L 66-76	3373
Points per game	65.0	75.1	11/10/18	at Oregon St.	L 64-83	3931
Scoring margin	-10.1	-	11/14/18	GRAMBLING STATE	W 86-78	3374
FIELD GOALS-ATT	642-1549	786-1751	11/16/18	NIAGARA	L 67-72	3793
Field goal pct	.414	.449	11/19/18	vs Boston College	L 76-88	975
3 POINT FG-ATT	230-673	248-714	11/21/18	vs Richmond	W 68-66	1250
3-point FG pct	.342	.347	11/28/18	at Evansville	L 78-86	4709
3-pt FG made per game	7.7	8.3	12/1/18	NORTHERN COLORADO	L 80-85	4046
FREE THROWS-ATT	435-604	432-585	12/05/18	SOUTH CAROLINA	W 73-64	3657
Free throw pct	.720	.738	12/11/18	DENVER	Lot 87-90	3422
F-Throws made per game	14.5	14.4	12/21/18	vs ETSU	L 53-76	0
REBOUNDS	917	1131	12/22/18	at UTEP	L 65-76	0
Rebounds per game	30.6	37.7	12/29/18	DIXIE STATE	W 65-63	3626
Rebounding margin	-7.1	-	* 01/02/19	BOISE STATE	L 55-69	3395
ASSISTS	302	446	* 01/05/19	at UNLV	L 56-68	7903
Assists per game	10.1	14.9	* 01-08-19	at SAN DIEGO STATE	L 54-84	10130
TURNOVERS	424	365	* 01/12/19	UTAH STATE	L 55-71	3426
Turnovers per game	14.1	12.2	* 01/19/19	at New Mexico	L 53-83	11744
Turnover margin	-2.0	-	* 01/23/19	SAN JOSE STATE	W 59-46	5787
Assist/turnover ratio	0.7	1.2	* 01/26/19	at Boise State	L 52-77	5093
STEALS	169	205	* 01/30/19	FRESNO STATE	L 62-75	3606
Steals per game	5.6	6.8	* 02/06/19	at Air Force	L 76-81	1798
BLOCKS	82	87	* 02/09/19	COLORADO STATE	W 74-66	5055
Blocks per game	2.7	2.9	* 02/13/19	at Utah State	L 59-76	5458
ATTENDANCE	59270	66316	* 02/16/19	NEVADA	L 49-82	5287
Home games-Avg/Game	15-3951	12-5341	* 02/19/19	UNLV	L 56-66	3432
Neutral site-Avg/Game	-	3-742	* 2/23/19	at Colorado State	L 48-83	5026
			* 02/27/19	at Fresno State	L 60-71	5330



Wyoming Cowboy Basketball
Wyoming Season/Career Statistics (as of Mar 06, 2019)
All games



SEASON STATISTICS

CAREER STATISTICS

SUMMARY	gp-gs	min/g	fg%	3fg%	ft%	r/g	a/g	stl	blk	pts/g	gp-gs	min/g	fg%	3fg%	ft%	r/g	a/g	stl	blk	pts/g
JAMES, Justin	30-30	38.1	.407	.281	.744	8.5	4.5	47	17	21.6	129-71	27.9	.442	.333	.732	5.3	2.6	120	63	15.5
MALDONADO, Hunter	8-5	32.5	.420	.333	.625	6.8	2.3	9	4	13.8	37-24	23.6	.402	.315	.699	3.2	1.6	37	9	7.1
HENDRICKS, Jake	21-18	35.7	.396	.408	.643	2.8	1.0	21	0	10.9	21-18	35.7	.396	.408	.643	2.8	1.0	21	0	10.9
THOMPSON, Hunter	25-22	28.2	.425	.371	.700	2.8	0.8	6	12	8.8	25-22	28.2	.425	.371	.700	2.8	0.8	6	12	8.8
YOUNG, Trace	18-13	25.5	.412	.377	.471	3.5	0.8	14	7	7.3	18-13	25.5	.412	.377	.471	3.5	0.8	14	7	7.3
TAYLOR, TJ	29-20	27.1	.455	.333	.750	3.2	0.7	16	11	6.8	29-20	27.1	.455	.333	.750	3.2	0.7	16	11	6.8
REDDING, Nyaires	9-9	28.7	.357	.222	.852	2.2	1.9	5	1	6.3	41-18	17.1	.358	.333	.869	1.3	1.4	20	1	4.3
BANKS, A.J.	30-16	23.0	.495	.313	.721	2.8	1.3	29	13	4.6	30-16	23.0	.495	.313	.721	2.8	1.3	29	13	4.6
NAUGHTON, Jordan	20-8	15.1	.431	.000	.720	1.9	0.4	4	9	4.0	89-34	12.2	.586	.000	.593	2.2	0.2	15	35	3.7
MUELLER, Austin	8-8	29.5	.345	.222	.750	3.6	0.6	8	5	3.9	21-8	15.3	.395	.308	.786	1.7	0.3	9	6	2.1
PORTER, Brandon	29-1	9.3	.361	.333	.615	1.1	0.1	9	3	2.6	29-1	9.3	.361	.333	.615	1.1	0.1	9	3	2.6
DUNG, Lwal	4-0	9.3	.600	.000	.333	1.3	0.3	0	0	1.8	4-0	9.3	.600	.000	.333	1.3	0.3	0	0	1.8
JOHNSON, Tariq	9-0	7.9	.231	.286	.625	0.6	0.0	0	0	1.4	9-0	7.9	.231	.286	.625	0.6	0.0	0	0	1.4
FORNSTROM, Haize	12-0	4.5	.500	.429	1.000	0.7	0.2	1	0	1.3	12-0	4.5	.500	.429	1.000	0.7	0.2	1	0	1.3
HENRY, KC	4-0	1.5	.000	.000	.000	0.3	0.0	0	0	0.0	4-0	1.5	.000	.000	.000	0.3	0.0	0	0	0.0

SCORING	fg-fga	fg%	3fg-fga	3fg%	ft-fta	ft%	pts	pts/g	fg-fga	fg%	3fg-fga	3fg%	ft-fta	ft%	pts	pts/g
JAMES, Justin	209-514	.407	43-153	.281	186-250	.744	647	21.6	673-1522	.442	151-453	.333	505-690	.732	2002	15.5
MALDONADO, Hunter	42-100	.420	11-33	.333	15-24	.625	110	13.8	92-229	.402	28-89	.315	51-73	.699	263	7.1
HENDRICKS, Jake	74-187	.396	62-152	.408	18-28	.643	228	10.9	74-187	.396	62-152	.408	18-28	.643	228	10.9
THOMPSON, Hunter	74-174	.425	36-97	.371	35-50	.700	219	8.8	74-174	.425	36-97	.371	35-50	.700	219	8.8
YOUNG, Trace	49-119	.412	26-69	.377	8-17	.471	132	7.3	49-119	.412	26-69	.377	8-17	.471	132	7.3
TAYLOR, TJ	61-134	.455	17-51	.333	57-76	.750	196	6.8	61-134	.455	17-51	.333	57-76	.750	196	6.8
REDDING, Nyaires	15-42	.357	4-18	.222	23-27	.852	57	6.3	43-120	.358	17-51	.333	73-84	.869	176	4.3
BANKS, A.J.	49-99	.495	10-32	.313	31-43	.721	139	4.6	49-99	.495	10-32	.313	31-43	.721	139	4.6
NAUGHTON, Jordan	22-51	.431	0-1	.000	36-50	.720	80	4.0	119-203	.586	0-1	.000	89-150	.593	327	3.7
MUELLER, Austin	10-29	.345	2-9	.222	9-12	.750	31	3.9	15-38	.395	4-13	.308	11-14	.786	45	2.1
PORTER, Brandon	26-72	.361	14-42	.333	8-13	.615	74	2.6	26-72	.361	14-42	.333	8-13	.615	74	2.6
DUNG, Lwal	3-5	.600	0-2	.000	1-3	.333	7	1.8	3-5	.600	0-2	.000	1-3	.333	7	1.8
JOHNSON, Tariq	3-13	.231	2-7	.286	5-8	.625	13	1.4	3-13	.231	2-7	.286	5-8	.625	13	1.4
FORNSTROM, Haize	5-10	.500	3-7	.429	3-3	1.000	16	1.3	5-10	.500	3-7	.429	3-3	1.000	16	1.3
HENRY, KC	0-0	.000	0-0	.000	0-0	.000	0	0.0	0-0	.000	0-0	.000	0-0	.000	0	0.0

TOTALS	o-reb	d-reb	t-reb	pf	fo	ast	to	a/to	o-reb	d-reb	t-reb	pf	fo	ast	to	a/to
JAMES, Justin	30	224	254	63	0	134	123	1.1	102	585	687	285	9	336	319	1.1
MALDONADO, Hunter	12	42	54	21	1	18	16	1.1	24	93	117	78	2	59	45	1.3
HENDRICKS, Jake	3	56	59	53	1	20	21	1.0	3	56	59	53	1	20	21	1.0
THOMPSON, Hunter	5	66	71	87	5	19	42	0.5	5	66	71	87	5	19	42	0.5
YOUNG, Trace	7	56	63	32	1	14	42	0.3	7	56	63	32	1	14	42	0.3
TAYLOR, TJ	21	73	94	71	0	20	48	0.4	21	73	94	71	0	20	48	0.4
REDDING, Nyaires	3	17	20	23	1	17	11	1.5	8	45	53	72	2	59	39	1.5
BANKS, A.J.	10	73	83	39	0	40	44	0.9	10	73	83	39	0	40	44	0.9
NAUGHTON, Jordan	11	27	38	45	3	8	19	0.4	73	125	198	155	4	17	54	0.3
MUELLER, Austin	5	24	29	29	3	5	14	0.4	6	29	35	42	3	6	20	0.3
PORTER, Brandon	8	25	33	53	2	4	29	0.1	8	25	33	53	2	4	29	0.1
DUNG, Lwal	1	4	5	4	0	1	1	1.0	1	4	5	4	0	1	1	1.0
JOHNSON, Tariq	2	3	5	8	0	0	4	0.0	2	3	5	8	0	0	4	0.0
FORNSTROM, Haize	1	7	8	10	0	2	1	2.0	1	7	8	10	0	2	1	2.0
HENRY, KC	0	1	1	1	0	0	0	0.0	0	1	1	1	0	0	0	0.0



Wyoming Cowboy Basketball
Wyoming Combined Team Statistics (as of Mar 06, 2019)
Conference games only



RECORD:	OVERALL	HOME	AWAY	NEUTRAL
ALL GAMES	3-14	2-6	1-8	0-0
CONFERENCE	3-14	2-6	1-8	0-0
NON-CONFERENCE	0-0	0-0	0-0	0-0

#	Player	gp-gs	min	avg	Total		3-Point		F-Throw		Rebounds				pf	dq	a	to	blk	stl	pts	avg
					fg-fga	fg%	3fg-fga	3fg%	ft-fta	ft%	off	def	tot	avg								
01	JAMES, Justin	17-17	651	38.3	119-289	.412	29-99	.293	89-121	.736	13	120	133	7.8	39	0	77	71	12	27	356	20.9
00	HENDRICKS, Jake	9-8	333	37.0	30-82	.366	28-72	.389	3-7	.429	2	26	28	3.1	18	0	8	9	0	9	91	10.1
10	THOMPSON, Hunter	17-15	475	27.9	38-102	.373	20-62	.323	23-34	.676	5	35	40	2.4	57	3	13	25	10	2	119	7.0
11	YOUNG, Trace	17-12	428	25.2	43-109	.394	22-62	.355	8-17	.471	6	51	57	3.4	29	1	13	41	7	13	116	6.8
13	TAYLOR, TJ	17-14	522	30.7	37-92	.402	12-41	.293	27-33	.818	8	42	50	2.9	46	0	14	28	4	8	113	6.6
02	BANKS, A.J.	17-14	509	29.9	37-71	.521	7-26	.269	20-31	.645	5	53	58	3.4	24	0	32	36	10	22	101	5.9
33	NAUGHTON, Jordan	17-5	247	14.5	20-41	.488	0-0	.000	26-37	.703	9	24	33	1.9	39	3	8	15	5	4	66	3.9
22	PORTER, Brandon	17-0	175	10.3	15-40	.375	9-27	.333	4-6	.667	5	14	19	1.1	30	1	3	17	1	5	43	2.5
55	FORNSTROM, Haize	12-0	54	4.5	5-10	.500	3-7	.429	3-3	1.000	1	7	8	0.7	10	0	2	1	0	1	16	1.3
40	HENRY, KC	4-0	6	1.5	0-0	.000	0-0	.000	0-0	.000	0	1	1	0.3	1	0	0	0	0	0	0	0.0
Team											22	32	54				6					
Total.....		17	3400		344-836	.411	130-396	.328	203-289	.702	76	405	481	28.3	293	8	170	249	49	91	1021	60.1
Opponents.....		17	3400		434-965	.450	146-413	.354	235-323	.728	173	453	626	36.8	274	-	257	193	41	129	1249	73.5

TEAM STATISTICS	WY	OPP	Date	Opponent	Score	Att.
SCORING	1021	1249	* 01/02/19	BOISE STATE	L 55-69	3395
Points per game	60.1	73.5	* 01/05/19	at UNLV	L 56-68	7903
Scoring margin	-13.4	-	* 01-08-19	at SAN DIEGO STATE	L 54-84	10130
FIELD GOALS-ATT	344-836	434-965	* 01/12/19	UTAH STATE	L 55-71	3426
Field goal pct	.411	.450	* 01/19/19	at New Mexico	L 53-83	11744
3 POINT FG-ATT	130-396	146-413	* 01/23/19	SAN JOSE STATE	W 59-46	5787
3-point FG pct	.328	.354	* 01/26/19	at Boise State	L 52-77	5093
3-pt FG made per game	7.6	8.6	* 01/30/19	FRESNO STATE	L 62-75	3606
FREE THROWS-ATT	203-289	235-323	* 02/06/19	at Air Force	L 76-81	1798
Free throw pct	.702	.728	* 02/09/19	COLORADO STATE	W 74-66	5055
F-Throws made per game	11.9	13.8	* 02/13/19	at Utah State	L 59-76	5458
REBOUNDS	481	626	* 02/16/19	NEVADA	L 49-82	5287
Rebounds per game	28.3	36.8	* 02/19/19	UNLV	L 56-66	3432
Rebounding margin	-8.5	-	* 2/23/19	at Colorado State	L 48-83	5026
ASSISTS	170	257	* 02/27/19	at Fresno State	L 60-71	5339
Assists per game	10.0	15.1	* 03/02/19	AIR FORCE	L 72-80	3991
TURNOVERS	249	193	* 03/06/19	at San Jose St.	W 81-71	2960
Turnovers per game	14.6	11.4				
Turnover margin	-3.3	-				
Assist/turnover ratio	0.7	1.3				
STEALS	91	129				
Steals per game	5.4	7.6				
BLOCKS	49	41				
Blocks per game	2.9	2.4				
ATTENDANCE	33979	55451				
Home games-Avg/Game	8-4247	9-6161				
Neutral site-Avg/Game	-	0-0				

* = Conference game

Score by Periods	1st	2nd	Totals
Wyoming	482	539	1021
Opponents	598	651	1249

2018-19 GAME NOTES



Wyoming Cowboy Basketball Wyoming Overall/Conference Statistics (as of Mar 06, 2019) All games



SUMMARY	Overall Statistics										Conference Statistics									
	gp-gs	min/g	fg%	3fg%	ft%	r/g	a/g	stl	blk	pts/g	gp-gs	min/g	fg%	3fg%	ft%	r/g	a/g	stl	blk	pts/g
JAMES, Justin	30-30	38.1	.407	.281	.744	8.5	4.5	47	17	21.6	17-17	38.3	.412	.293	.736	7.8	4.5	27	12	20.9
MALDONADO, Hunter	8-5	32.5	.420	.333	.625	6.8	2.3	9	4	13.8										
HENDRICKS, Jake	21-18	35.7	.396	.408	.643	2.8	1.0	21	0	10.9	9-8	37.0	.366	.389	.429	3.1	0.9	9	0	10.1
THOMPSON, Hunter	25-22	28.2	.425	.371	.700	2.8	0.8	6	12	8.8	17-15	27.9	.373	.323	.676	2.4	0.8	2	10	7.0
YOUNG, Trace	18-13	25.5	.412	.377	.471	3.5	0.8	14	7	7.3	17-12	25.2	.394	.355	.471	3.4	0.8	13	7	6.8
TAYLOR, TJ	29-20	27.1	.455	.333	.750	3.2	0.7	16	11	6.8	17-14	30.7	.402	.293	.818	2.9	0.8	8	4	6.6
REDDING, Nyaires	9-9	28.7	.357	.222	.852	2.2	1.9	5	1	6.3										
BANKS, A.J.	30-16	23.0	.495	.313	.721	2.8	1.3	29	13	4.6	17-14	29.9	.521	.269	.645	3.4	1.9	22	10	5.9
NAUGHTON, Jordan	20-8	15.1	.431	.000	.720	1.9	0.4	4	9	4.0	17-5	14.5	.488	.000	.703	1.9	0.5	4	5	3.9
MUELLER, Austin	8-8	29.5	.345	.222	.750	3.6	0.6	8	5	3.9										
PORTER, Brandon	29-1	9.3	.361	.333	.615	1.1	0.1	9	3	2.6	17-0	10.3	.375	.333	.667	1.1	0.2	5	1	2.5
DUNG, Lwal	4-0	9.3	.600	.000	.333	1.3	0.3	0	0	1.8										
JOHNSON, Tariq	9-0	7.9	.231	.286	.625	0.6	0.0	0	0	1.4										
FORNSTROM, Haize	12-0	4.5	.500	.429	1.000	0.7	0.2	1	0	1.3	12-0	4.5	.500	.429	1.000	0.7	0.2	1	0	1.3
HENRY, KC	4-0	1.5	.000	.000	.000	0.3	0.0	0	0	0.0	4-0	1.5	.000	.000	.000	0.3	0.0	0	0	0.0
Totals	30		.414	.342	.720	30.6	10.1	169	82	65.0	17		.411	.328	.702	28.3	10.0	91	49	60.1
Opponent	30		.449	.347	.738	37.7	14.9	205	87	75.1	17		.450	.354	.728	36.8	15.1	129	41	73.5

SCORING	Overall Statistics								Conference Statistics							
	fg-fga	fg%	3fg-fga	3fg%	ft-fa	ft%	pts	pts/g	fg-fga	fg%	3fg-fga	3fg%	ft-fa	ft%	pts	pts/g
JAMES, Justin	209-514	.407	43-153	.281	186-250	.744	647	21.6	119-289	.412	29-99	.293	89-121	.736	356	20.9
MALDONADO, Hunter	42-100	.420	11-33	.333	15-24	.625	110	13.8								
HENDRICKS, Jake	74-187	.396	62-152	.408	18-28	.643	228	10.9	30-82	.366	28-72	.389	3-7	.429	91	10.1
THOMPSON, Hunter	74-174	.425	36-97	.371	35-50	.700	219	8.8	38-102	.373	20-62	.323	23-34	.676	119	7.0
YOUNG, Trace	49-119	.412	26-69	.377	8-17	.471	132	7.3	43-109	.394	22-62	.355	8-17	.471	116	6.8
TAYLOR, TJ	61-134	.455	17-51	.333	57-76	.750	196	6.8	37-92	.402	12-41	.293	27-33	.818	113	6.6
REDDING, Nyaires	15-42	.357	4-18	.222	23-27	.852	57	6.3								
BANKS, A.J.	49-99	.495	10-32	.313	31-43	.721	139	4.6	37-71	.521	7-26	.269	20-31	.645	101	5.9
NAUGHTON, Jordan	22-51	.431	0-1	.000	36-50	.720	80	4.0	20-41	.488	0-0	.000	26-37	.703	66	3.9
MUELLER, Austin	10-29	.345	2-9	.222	9-12	.750	31	3.9								
PORTER, Brandon	26-72	.361	14-42	.333	8-13	.615	74	2.6	15-40	.375	9-27	.333	4-6	.667	43	2.5
DUNG, Lwal	3-5	.600	0-2	.000	1-3	.333	7	1.8								
JOHNSON, Tariq	3-13	.231	2-7	.286	5-8	.625	13	1.4								
FORNSTROM, Haize	5-10	.500	3-7	.429	3-3	1.000	16	1.3	5-10	.500	3-7	.429	3-3	1.000	16	1.3
HENRY, KC	0-0	.000	0-0	.000	0-0	.000	0	0.0	0-0	.000	0-0	.000	0-0	.000	0	0.0
Totals	642-1549	.414	230-673	.342	435-604	.720	1949	65.0	344-836	.411	130-396	.328	203-289	.702	1021	60.1
Opponent	786-1751	.449	248-714	.347	432-585	.738	2252	75.1	434-965	.450	146-413	.354	235-323	.728	1249	73.5

TOTALS	Overall Statistics										Conference Statistics									
	o-reb	d-reb	total	pf	fo	a	to	a/to	hi pts	o-reb	d-reb	total	pf	fo	a	to	a/to	hi pts		
JAMES, Justin	30	224	254	63	0	134	123	1.1	36	13	120	133	39	0	77	71	1.1	36		
MALDONADO, Hunter	12	42	54	21	1	18	16	1.1	21											
HENDRICKS, Jake	3	56	59	53	1	20	21	1.0	27	2	26	28	18	0	8	9	0.9	21		
THOMPSON, Hunter	5	66	71	87	5	19	42	0.5	25	5	35	40	57	3	13	25	0.5	19		
YOUNG, Trace	7	56	63	32	1	14	42	0.3	16	6	51	57	29	1	13	41	0.3	16		
TAYLOR, TJ	21	73	94	71	0	20	48	0.4	21	8	42	50	46	0	14	28	0.5	14		
REDDING, Nyaires	3	17	20	23	1	17	11	1.5	9											
BANKS, A.J.	10	73	83	39	0	40	44	0.9	18	5	53	58	24	0	32	36	0.9	13		
NAUGHTON, Jordan	11	27	38	45	3	8	19	0.4	12	9	24	33	39	3	8	15	0.5	10		
MUELLER, Austin	5	24	29	29	3	5	14	0.4	8											
PORTER, Brandon	8	25	33	53	2	4	29	0.1	10	5	14	19	30	1	3	17	0.2	10		
DUNG, Lwal	1	4	5	4	0	1	1	1.0	3											
JOHNSON, Tariq	2	3	5	8	0	0	4	0.0	5											
FORNSTROM, Haize	1	7	8	10	0	2	1	2.0	6	1	7	8	10	0	2	1	2.0	6		
HENRY, KC	0	1	1	1	0	0	0	0.0	0	0	1	1	1	0	0	0	0.0	0		

2018-19 GAME NOTES



#0 Jake Hendricks
 Junior □ Guard □ 6-5 □ 170
 Smithfield, Utah (Coll. of Southern Idaho)

2018-19 Averages

PTS	REB	AST	FG%	3FG%	FT%	MIN
10.9	2.8	1.0	.396	.408	.643	35.7

Notable

- Recorded a career-high seven threes against Air Force
- Scored a career-high 27 points against Denver
- Made his return from injury against Air Force scoring 21 points

2018-19 Game-by-Game Statistics

#00 HENDRICKS, Jake

Opponent	Date	gs	min	Total		3-Pointers		Free throws		Rebounds			pts	avg						
				fg	fga	fga	pct	ft	fta	off	def	tot			avg					
UC SANTA BARBARA	11/06/18	*	32	3-10	.300	2-7	.286	0-0	.000	0	1	1	1.0	2	2	0	3	8	8.0	
at Oregon St.	11/10/18	*	38	5-13	.385	4-10	.400	0-0	.000	0	3	3	2.0	4	0	2	0	0	14	11.0
GRAMBLING STATE	11/14/18	*	34	4-11	.364	3-10	.300	2-3	.667	1	2	3	2.3	1	1	0	0	1	13	11.7
NIAGARA	11/16/18	*	38	6-12	.500	3-6	.500	0-0	.000	0	3	3	2.5	2	1	3	0	1	15	12.5
vs Boston College	11/19/18	*	40	5-8	.625	5-7	.714	7-7	1.000	0	0	0	2.0	4	1	0	0	0	22	14.4
vs Richmond	11/21/18	*	38	3-6	.500	3-5	.600	1-3	.333	0	6	6	2.7	4	2	1	0	1	10	13.7
at Evansville	11/28/18	*	30	1-7	.143	0-6	.000	2-2	1.000	0	4	4	2.9	5	0	0	0	4	12.3	
NORTHERN COLORADO	12/1/18	*	25	0-6	.000	0-3	.000	2-2	1.000	0	2	2	2.8	4	0	1	0	0	2	11.0
SOUTH CAROLINA	12/05/18	*	34	5-8	.625	5-8	.625	1-2	.500	0	3	3	2.8	1	0	0	0	2	16	11.6
DENVER	12/11/18	*	43	10-15	.667	7-11	.636	0-2	.000	0	2	2	2.7	3	2	1	0	4	27	13.1
vs ETSU	12/21/18	*	40	2-7	.286	2-6	.333	0-0	.000	0	4	4	2.8	3	2	1	0	0	6	12.3
at UTEP	12/22/18	*	24	0-2	.000	0-1	.000	0-0	.000	0	0	0	2.6	2	1	1	0	0	0	11.4
DIKIE STATE	12/29/18	dnp	-	-	-	-	-	-	-	-	-	-	-	-	-	-	-	-	-	-
BOISE STATE	01/02/19	dnp	-	-	-	-	-	-	-	-	-	-	-	-	-	-	-	-	-	-
UTAH STATE	01/12/19	dnp	-	-	-	-	-	-	-	-	-	-	-	-	-	-	-	-	-	-
SAN JOSE STATE	01/23/19	dnp	-	-	-	-	-	-	-	-	-	-	-	-	-	-	-	-	-	-
FRESNO STATE	01/30/19	dnp	-	-	-	-	-	-	-	-	-	-	-	-	-	-	-	-	-	-
at Air Force	02/06/19	*	29	7-12	.583	7-12	.583	0-1	.000	0	2	2	2.5	2	0	0	0	0	21	12.2
COLORADO STATE	02/09/19	*	36	2-8	.250	2-7	.286	0-0	.000	0	6	6	2.8	3	1	2	0	1	6	11.7
at Utah State	02/13/19	*	40	2-7	.286	2-6	.333	0-0	.000	0	4	4	2.9	3	1	1	0	1	6	11.3
NEVADA	02/16/19	*	37	2-8	.250	2-6	.333	0-0	.000	1	1	2	2.8	0	2	3	0	1	6	11.0
UNLV	02/19/19	*	40	3-10	.300	2-8	.250	0-0	.000	0	3	3	2.8	2	2	1	0	2	8	10.8
at Colorado State	2/23/19	*	37	2-10	.200	1-9	.111	1-1	1.000	0	2	2	2.8	2	0	1	0	4	6	10.6
at Fresno State	02/27/19	*	36	0-6	.000	0-3	.000	0-0	.000	1	5	6	2.9	2	0	0	0	0	0	10.0
AIR FORCE	03/02/19	*	40	6-11	.545	6-11	.545	0-1	.000	0	1	2	2.9	1	1	0	0	0	18	10.4
at San Jose St.	03/06/19	*	38	6-10	.600	6-10	.600	2-4	.500	0	2	2	2.8	3	1	1	0	0	20	10.9
Totals			18	749	74-187	.396	62-152	.408	18-28	.643	3	56	59	2.8	53	21	0	21	228	10.9

Games played: 21
 Minutes/game: 35.7
 Points/game: 10.9
 FG Pct: 39.6
 3FG Pct: 40.8
 FT Pct: 64.3

Rebounds/game: 2.8
 Assists/game: 1.0
 Turnovers/game: 1.0
 Assist/turnover ratio: 1.0
 Steals/game: 1.0

Season & Career Highs

Season Highs

Points 27 vs. Denver, 12-11-18
 FG Made 10 vs. Denver, 12-11-18
 3FG Made 7 twice, last at Air Force, 2-6-19
 FT Made 7 vs. Boston College, 11-19-18
 Rebounds 6, three times, last at Fresno State, 2-27-19
 Assists 2 Six Times, last vs. UNLV, 2-19-19
 Blocks N/A
 Steals 4 twice, last at Colorado State, 2-23-19
 Minutes 43 vs. Denver, 12-11-18

Career Highs

Points 27 vs. Denver, 12-11-18
 FG Made 10 vs. Denver, 12-11-18
 3FG Made 7 twice, last at Air Force, 2-6-19
 FT Made 7 vs. Boston College, 11-19-18
 Rebounds 6, three times, last at Fresno State, 2-27-19
 Assists 2 Six Times, last vs. UNLV, 2-19-19
 Blocks N/A
 Steals 4 twice, last at Colorado State, 2-23-19
 Minutes 43 vs. Denver, 12-11-18

Double-Figure Scoring Games

Season 10
 Career 10

Double-Figure Rebounding Games

Season 0
 Career 0

Twenty-Point Scoring Games

Season 4
 Career 4

Double-Double Games

Season 0
 Career 0

Career Statistics

Season	gp-gs	min/avg	Total		3-Point		F-Throws		Rebounds			Scoring								
			fg	fga	pct	fga	pct	ft	fta	pct	off	def	tot	avg	pts	avg				
2018	21-18	749/35.7	74-187	.396	62-152	.408	18-28	.643	3	56	59	2.8	53	1	20	21	0	21	228	10.9
TOTAL	21-18	749/35.7	74-187	.396	62-152	.408	18-28	.643	3	56	59	2.8	53	1	20	21	0	21	228	10.9



#1 Justin James
 Senior □ Guard □ 6-7 □ 190
 Port Saint Lucie, Fla. (Oldsmar Christian)

2018-19 Averages

PTS	REB	AST	FG%	3FG%	FT%	MIN
21.6	8.5	4.5	.407	.281	.744	38.1

Notable


- Sixth player in MW history to reach 2,000 points
- Only guard in UW history with 2,000 points and 600 rebounds
- Scored career-high 36 points against Colorado State

2018-19 Game-by-Game Statistics

#01 JAMES, Justin

Opponent	Date	gs	min	Total		3-Pointers		Free throws		Rebounds			pts	avg						
				fg	fga	fga	pct	ft	fta	off	def	tot			avg					
UC SANTA BARBARA	11/06/18	*	40	5-14	.357	0-5	.000	10-14	.714	4	7	11	11.0	2	4	3	0	1	20	20.0
at Oregon St.	11/10/18	*	37	7-16	.438	0-3	.000	4-6	.667	3	7	10	10.5	1	9	4	0	0	18	19.0
GRAMBLING STATE	11/14/18	*	36	4-16	.250	2-4	.500	13-13	1.000	1	6	7	9.3	1	3	4	1	0	23	20.3
NIAGARA	11/16/18	*	37	7-15	.467	2-3	.667	7-8	.875	1	7	8	9.0	2	1	1	0	2	23	21.0
vs Boston College	11/19/18	*	40	7-22	.318	2-8	.250	11-18	.611	1	8	9	9.0	2	3	4	1	0	27	22.2
vs Richmond	11/21/18	*	38	11-22	.500	1-5	.200	6-6	1.000	1	4	5	8.3	0	4	1	0	2	29	23.3
at Evansville	11/28/18	*	36	11-24	.458	1-4	.250	11-14	.786	2	18	20	10.0	3	4	4	0	2	34	24.9
NORTHERN COLORADO	12/1/18	*	38	10-16	.625	1-1	1.000	4-6	.667	0	8	8	9.8	2	5	3	2	2	25	24.9
SOUTH CAROLINA	12/05/18	*	31	6-10	.600	2-2	1.000	6-6	1.000	0	12	12	10.0	3	5	0	1	20	24.3	
DENVER	12/11/18	*	45	9-21	.429	1-4	.250	7-10	.700	1	7	8	9.8	1	5	3	0	2	26	24.5
vs ETSU	12/21/18	*	40	3-21	.143	0-4	.000	2-6	.333	0	8	8	9.6	3	6	10	0	3	8	23.0
at UTEP	12/22/18	*	36	6-17	.353	1-5	.200	9-12	.750	2	5	7	9.4	3	4	7	0	3	22	22.9
DIKIE STATE	12/29/18	*	38	4-11	.364	1-6	.167	7-10	.700	1	7	8	9.3	1	4	3	1	2	16	22.4
BOISE STATE	01/02/19	*	40	14-16	.875	1-1	1.000	2-4	1.000	1	13	14	9.6	3	3	6	0	2	7	21.3
at UNLV	01/05/19	*	40	5-16	.313	0-2	.000	5-6	.833	1	6	7	9.5	3	4	5	0	2	15	20.9
at SAN DIEGO STATE	01-08-19	*	37	5-14	.357	2-6	.333	6-9	.667	0	6	6	9.3	3	3	4	0	0	18	20.7
UTAH STATE	01/12/19	*	40	10-21	.476	2-5	.400	8-8	.625	1	9	10	9.3	2	2	3	2	0	27	21.1
at New Mexico	01/19/19	*	35	6-16	.375	0-4	.000	0-0	.000	0	5	5	8.1	2	3	2	1	2	12	20.6
SAN JOSE STATE	01/23/19	*	36	7-12	.583	3-7	.429	3-6	.500	0	3	3	8.7	1	5	4	0	4	20	20.5
at Boise State	01/26/19	*	37	2-17	.118	1-9	.111	2-2	1.000	0	6	6	8.6	3	4	3	1	2	7	19.9
FRESNO STATE	01/30/19	*	40	8-16	.500	3-5	.600	2-4	.500	3	9	12	8.8	3	6	5	2	3	21	19.9
at Air Force	02/06/19	*	40	7-17	.412	2-8	.250	6-6	1.000	0	8	8	9.7	2	9	6	1	0	22	20.0
COLORADO STATE	02/09/19	*	37	10-14	.714	5-6	.833	11-12	.917											

2018-19 GAME NOTES



#2 A.J. Banks

Junior □ Guard □ 6-2 □ 163
Las Vegas, Nev. (Pratt CC)

2018-19 Averages

PTS	REB	AST	FG%	3FG%	FT%	MIN
4.6	2.8	1.3	.495	.313	.721	23.0

Notable

- Scored a career-high 18 points against UTEP
- Added career-high four assists vs. San Jose State
- Tied a career-high with four assists against UNLV

2018-19 Game-by-Game Statistics

#02 BANKS, A.J.

Opponent	Date	gs	min	Total		3-Pointers		Free throws		Rebounds			pf	a	t/b	blk	stl	pts	avg	
				fg	fga	fga	pct	ft	fta	pct	off	def								tot
UC SANTA BARBARA	11/06/18	6	2-2	1.000	0-0	0.000	0-0	0.000	0	0	0	0	0	1	0	0	1	4	4.0	
at Oregon St.	11/10/18	6	0-0	0.000	0-0	0.000	0-0	0.000	0	0	0	0	0	1	0	0	0	0	2.0	
GRAMBLING STATE	11/14/18	9	0-0	0.000	0-0	0.000	0-0	0.000	0	0	0	0	0	1	0	0	0	0	1.3	
NIAGARA	11/16/18	8	0-2	0.000	0-1	0.000	0-0	0.000	0	1	1	0	3	1	0	0	0	0	1.0	
vs Boston College	11/19/18	3	0-0	0.000	0-0	0.000	0-0	0.000	0	0	0	0	2	0	0	0	0	0	0.8	
vs Richmond	11/21/18	2	0-0	0.000	0-0	0.000	0-0	0.000	0	0	0	0	2	0	1	0	0	0	0.7	
at Evansville	11/28/18	3	0-0	0.000	0-0	0.000	0-0	0.000	0	0	0	0	1	0	0	0	0	0	0.6	
NORTHERN COLORADO	12/1/18	17	2-4	500	1-2	500	4-4	1000	0	2	2	0	4	1	1	1	1	9	1.6	
SOUTH CAROLINA	12/05/18	6	0-1	0.000	0-0	0.000	0-0	0.000	0	0	0	0	0	3	0	0	0	0	1.4	
DENVER	12/11/18	30	1-4	250	0-0	0.000	0-0	0.000	1	2	3	0	6	3	0	0	0	1	2.5	
vs ETSU	12/21/18	22	0-2	0.000	0-0	0.000	1-2	500	1	3	4	0	9	1	0	1	1	1	1.5	
at UTEP	12/22/18	35	6-10	600	2-3	667	4-4	1000	2	6	8	1	5	4	3	2	1	3	18	
DIXIE STATE	12/28/18	* 33	1-3	333	0-0	0.000	2-2	1000	1	6	7	1	9	2	1	3	0	4	2.9	
BOISE STATE	01/02/19	* 35	2-2	1000	0-0	0.000	4-4	1000	0	1	1	1	1	9	2	3	0	0	8	
at UNLV	01/05/19	* 40	4-8	500	0-3	0.000	1-2	500	1	5	6	2	1	2	0	4	2	3	9	
at SAN DIEGO STATE	01-08-19	* 32	1-3	333	0-0	0.000	5-8	625	0	4	4	2	3	1	0	1	1	2	7	
UTAH STATE	01/12/19	* 31	2-4	500	0-1	0.000	1-1	1000	0	3	3	2	3	2	2	0	0	5	3.9	
at New Mexico	01/19/19	* 34	4-10	400	1-4	250	1-3	333	0	2	2	2	0	1	5	1	2	10	4.3	
SAN JOSE STATE	01/23/19	* 40	2-4	500	1-2	500	0-1	0.000	1	3	4	2	4	1	4	1	2	5	4.3	
at Boise State	01/26/19	* 40	2-5	400	0-2	0.000	2-2	1000	0	3	3	2	4	2	1	5	1	2	6	
FRESNO STATE	01/30/19	* 40	3-4	750	1-1	1000	0-0	0.000	1	6	7	2	6	4	3	5	0	1	7	
at Air Force	02/06/19	* 23	2-3	667	0-1	0.000	0-0	0.000	0	4	4	2	7	1	0	2	0	0	4	
COLORADO STATE	02/09/19	22	0-1	0.000	0-0	0.000	0-0	0.000	0	2	2	2	2	2	0	2	0	0	4.5	
at Utah State	02/13/19	9	0-0	0.000	0-0	0.000	2-2	1000	0	0	0	2	5	0	1	2	0	1	2	
NEVADA	02/16/19	* 21	2-6	400	1-4	250	1-3	333	0	2	2	2	5	0	1	1	0	2	6	
UNLV	02/19/19	* 38	4-5	800	1-2	500	0-0	0.000	0	2	2	2	5	1	4	2	0	2	9	
at Colorado State	2/23/19	* 28	1-2	500	0-0	0.000	0-0	0.000	0	4	4	2	6	0	2	2	1	2	4	
at Fresno State	02/27/19	* 24	1-3	333	0-2	0.000	0-0	0.000	0	3	3	2	6	4	2	0	0	1	4	
AIR FORCE	03/02/19	24	3-5	600	0-0	0.000	0-1	0.000	1	5	6	2	1	4	0	1	0	6	4	
at San Jose St.	03/06/19	* 28	4-7	571	2-4	500	3-5	600	1	4	5	2	8	1	3	2	1	1	13	
Totals		16	689	49-99	.495	10-32	.313	31-43	.721	10	73	83	28	39	40	44	13	29	139	4.6

Games played: 30
Minutes/game: 23.0
Points/game: 4.6
FG Pct: 49.5
3FG Pct: 31.3
FT Pct: 72.1

Rebounds/game: 2.8
Assists/game: 1.3
Turnovers/game: 1.5
Assist/turnover ratio: 0.9
Steals/game: 1.0
Blocks/game: 0.4

Season & Career Highs

Season Highs
Points 18 vs. UTEP, 12-22-18
FG Made 6 vs. UTEP, 12-22-18
3FG Made 2 twice, last at San Jose State, 3-6-19
FT Made 4 three times, last vs. Boise State, 1-2-19
Rebounds 8 vs. UTEP, 12-22-18
Assists 4 three times, last vs. Air Force, 3-2-19
Blocks 2 twice, last at Colorado State, 2-23-19
Steals 3 vs. UNLV, 1-5-19
Minutes 40 three times, last vs. Fresno State, 1-30-19

Career Highs
Points 18 vs. UTEP, 12-22-18
FG Made 6 vs. UTEP, 12-22-18
3FG Made 2 twice, last at San Jose State, 3-6-19
FT Made 4 three times, last vs. Boise State, 1-2-19
Rebounds 8 vs. UTEP, 12-22-18
Assists 4 three times, last vs. Air Force, 3-2-19
Blocks 2 twice, last at Colorado State, 2-23-19
Steals 3 vs. UNLV, 1-5-19
Minutes 40 three times, last vs. Fresno State, 1-30-19

Double-Figure Scoring Games
Season 3
Career 3

Double-Figure Rebounding Games
Season 0
Career 0

Twenty-Point Scoring Games
Season 0
Career 0

Double-Double Games
Season 0
Career 0

Career Statistics

Season	gp-gs	min/avg	Total		3-Point		F-Throws		Rebounds			pf	fo	ast	to	blk	stl	pts	avg	
			fg	fga	pct	fga	pct	ft	fta	pct	off									def
2016	30-16	689/23.0	49-99	.495	10-32	.313	31-43	.721	10	73	83	2.8	39	0	40	44	13	29	139	4.6
TOTAL	30-16	689/23.0	49-99	.495	10-32	.313	31-43	.721	10	73	83	2.8	39	0	40	44	13	29	139	4.6



#33 Jordan Naughton

Senior □ Forward □ 6-10 □ 234
Rancho Cucamonga, Calif. (Etiwanda HS)

2018-19 Averages

PTS	REB	AST	FG%	3FG%	FT%	MIN
4.0	1.9	0.4	.431	.000	.720	15.1


Notable

- Added 10 points on 4-of-4 shooting against Fresno State
- Scored 12 points with career-best 8 FTs against Dixie State
- Grabbed season-high five rebounds against Colorado State

2018-19 Game-by-Game Statistics

#33 NAUGHTON, Jordan

Opponent	Date	gs	min	Total		3-Pointers		Free throws		Rebounds			pf	a	t/b	blk	stl	pts	avg
				fg	fga	pct	fga	pct	ft	fta	pct	off							
UC SANTA BARBARA	11/06/18	dnp	-	-	-	-	-	-	-	-	-	-	-	-	-	-	-	-	-
GRAMBLING STATE	11/14/18	dnp	-	-	-	-	-	-	-	-	-	-	-	-	-	-	-	-	-
NIAGARA	11/16/18	dnp	-	-	-	-	-	-	-	-	-	-	-	-	-	-	-	-	-
vs Boston College	11/19/18	dnp	-	-	-	-	-	-	-	-	-	-	-	-	-	-	-	-	-
vs Richmond	11/21/18	dnp	-	-	-	-	-	-	-	-	-	-	-	-	-	-	-	-	-
at Evansville	11/28/18	dnp	-	-	-	-	-	-	-	-	-	-	-	-	-	-	-	-	-
NORTHERN COLORADO	12/1/18	dnp	-	-	-	-	-	-	-	-	-	-	-	-	-	-	-	-	-
SOUTH CAROLINA	12/05/18	dnp	-	-	-	-	-	-	-	-	-	-	-	-	-	-	-	-	-
DENVER	12/11/18	dnp	-	-	-	-	-	-	-	-	-	-	-	-	-	-	-	-	-
vs ETSU	12/21/18	* 14	0-2	0.000	0-0	0.000	2-2	1000	0	1	1	0	2	0	2	1	0	2	2.0
at UTEP	12/22/18	* 16	0-3	0.000	0-0	0.000	0-0	0.000	0	0	0	0	5	1	0	0	0	1	0.0
DIXIE STATE	12/29/18	* 25	2-5	400	0-1	0.000	8-11	727	2	4	17	3	0	2	2	0	2	2	4.7
BOISE STATE	01/02/19	* 28	2-4	500	0-0	0.000	6-6	1000	0	2	2	1	1	1	1	0	0	10	6.0
at UNLV	01/05/19	* 18	1-3	333	0-0	0.000	1-1	1000	2	1	3	2	0	2	0	1	0	0	3.4
at SAN DIEGO STATE	01-08-19	* 10	1-2	500	0-0	0.000	0-2	0.000	0	0	0	1	2	0	1	0	0	2	4.8
UTAH STATE	01/12/19	10	2-4	500	0-0	0.000	0-0	0.000	0	0	0	1	4	1	0	0	2	0	4.7
at New Mexico	01/19/19	12	0-0	0.000	0-0	0.000	1-2	500	0	3	3	1	6	2	0	1	0	0	1.4
SAN JOSE STATE	01/23/19	18	1-2	500	0-0	0.000	1-1	1000	1	2	3	1	8	3	0	2	0	1	3
at Boise State	01/26/19	11	1-2	500	0-0	0.000	3-6	500	0	1	1	1	7	5	0	2	1	2	5
FRESNO STATE	01/30/19	12	4-4	1000	0-0	0.000	2-2	1000	1	0	1	1	6	1	0	1	0	10	4.7
at Air Force	02/06/19	14	1-3	333	0-0	0.000	0-0	0.000	0	1	1	1	6	2	2	1	0	0	2.5
COLORADO																			



#5 Tariq Johnson
 Freshman □ Guard □ 6-5 □ 206
 College Park, Md. (Mt. Zion Prep)

2018-19 Averages

PTS	REB	AST	FG%	3FG%	FT%	MIN
1.4	0.6	0.0	.231	.286	.625	7.9

Notable

- Scored a career-high five points at UTEP
- Added a three pointer against Boston College and UTEP
- Played career-high 23 minutes at UTEP

2018-19 Game-by-Game Statistics

#05 JOHNSON, Tariq

Opponent	Date	gs	min	Total		3-Pointers		Free throws		Rebounds				pts	avg					
				fg	fga	fg	fga	ft	fta	off	def	tot	avg			pf	a	blk	stl	
UC SANTA BARBARA	11/06/18	dnp	-	-	-	-	-	-	-	-	-	-	-	-	-					
at Oregon St.	11/10/18	2	0-0	.000	0-0	.000	0-2	.000	0	0	0	0	0	0	0.0					
GRAMBLING STATE	11/14/18	6	1-1	1.000	0-0	.000	0-0	.000	0	0	0	0	1	0	2 1.0					
NAGARA	11/16/18	2	0-3	.000	0-1	.000	0-0	.000	1	0	1	0	1	0	0.7					
vs Boston College	11/19/18	9	1-1	1.000	1-1	1.000	0-0	.000	0	1	1	0.5	1	0	3 1.3					
vs Richmond	11/21/18	dnp	-	-	-	-	-	-	-	-	-	-	-	-						
at Evansville	11/28/18	17	0-3	.000	0-2	.000	1-2	.500	0	1	1	0.6	2	0	1 1.2					
NORTHERN COLORADO	12/1/18	4	0-1	.000	0-1	.000	0-0	.000	0	0	0	0.5	1	0	0 1.0					
SOUTH CAROLINA	12/05/18	dnp	-	-	-	-	-	-	-	-	-	-	-	-						
DENVER	12/11/18	1	0-0	.000	0-0	.000	0-0	.000	0	0	0	0.4	0	0	0.9					
vs ETSU	12/21/18	7	0-0	.000	0-0	.000	2-2	1.000	0	0	0	0.4	1	0	2 1.0					
at UTEP	12/22/18	23	1-4	.250	1-2	.500	2-2	1.000	1	2	2	0.6	1	0	5 1.4					
DIXIE STATE	01/02/19	dnp	-	-	-	-	-	-	-	-	-	-	-	-						
BOISE STATE	01/02/19	dnp	-	-	-	-	-	-	-	-	-	-	-	-						
UTAH STATE	01/12/19	dnp	-	-	-	-	-	-	-	-	-	-	-	-						
SAN JOSE STATE	01/23/19	dnp	-	-	-	-	-	-	-	-	-	-	-	-						
FRESNO STATE	01/30/19	dnp	-	-	-	-	-	-	-	-	-	-	-	-						
at Air Force	02/06/19	dnp	-	-	-	-	-	-	-	-	-	-	-	-						
COLORADO STATE	02/09/19	dnp	-	-	-	-	-	-	-	-	-	-	-	-						
at Utah State	02/13/19	dnp	-	-	-	-	-	-	-	-	-	-	-	-						
NEVADA	02/16/19	dnp	-	-	-	-	-	-	-	-	-	-	-	-						
UNLV	02/19/19	dnp	-	-	-	-	-	-	-	-	-	-	-	-						
at Colorado State	2/23/19	dnp	-	-	-	-	-	-	-	-	-	-	-	-						
at Fresno State	02/27/19	dnp	-	-	-	-	-	-	-	-	-	-	-	-						
AIR FORCE	03/02/19	dnp	-	-	-	-	-	-	-	-	-	-	-	-						
Totals		0	71	3-13	.231	2-7	.286	5-8	.625	2	3	5	0.6	8	0	4	0	0	13	1.4

Games played: 9
 Minutes/game: 7.9
 Points/game: 1.4
 FG Pct: 23.1
 3FG Pct: 28.6
 FT Pct: 62.5

Rebounds/game: 0.6
 Turnovers/game: 0.4

Season & Career Highs

Season Highs

- Points 5 vs. UTEP, 12-22-18
- FG Made 1 three times, last vs. UTEP, 12-22-18
- 3FG Made 1 two times, last vs. UTEP, 12-22-18
- FT Made 2 twice, last vs. UTEP, 12-22-18
- Rebounds 2 vs. UTEP, 12-22-18
- Assists N/A
- Blocks N/A
- Steals N/A
- Minutes 23 vs. UTEP, 12-22-18

Career Highs

- Points 5 vs. UTEP, 12-22-18
- FG Made 1 three times, last vs. UTEP, 12-22-18
- 3FG Made 1 two times, last vs. UTEP, 12-22-18
- FT Made 2 twice, last vs. UTEP, 12-22-18
- Rebounds 2 vs. UTEP, 12-22-18
- Assists N/A
- Blocks N/A
- Steals N/A
- Minutes 23 vs. UTEP, 12-22-18

Double-Figure Scoring Games

Season	0
Career	0

Double-Figure Rebounding Games

Season	0
Career	0

Twenty-Point Scoring Games


Season	0
Career	0

Double-Double Games

Season	0
Career	0

Career Statistics

Season	gp	gs	min/avg	Total		3-Point		F-Throws		Rebounds				Scoring								
				fg	fga	pct	fg	fga	pct	ft	fta	pct	off	def	tot	avg	pf	fo	ast	to	blk	stl
2018	9-0	71/7.9	3-13	.231	2-7	.286	5-8	.625	2	3	5	0.6	8	0	0	4	0	0	0	0	13	1.4
TOTAL	9-0	71/7.9	3-13	.231	2-7	.286	5-8	.625	2	3	5	0.6	8	0	0	4	0	0	0	13	1.4	



#10 Hunter Thompson
 R-Freshman □ Forward □ 6-10 □ 235
 Pine Bluffs, Wyo. (Pine Bluffs)

2018-19 Averages

PTS	REB	AST	FG%	3FG%	FT%	MIN
8.8	2.8	0.8	.425	.371	.700	28.2

Notable

- Scored 25 points, a career-high against ETSU
- Hit seven three pointers against ETSU
- Hit four triples against San Jose State and added 19 points at Boise St.

2018-19 Game-by-Game Statistics

#10 THOMPSON, Hunter

Opponent	Date	gs	min	Total		3-Pointers		Free throws		Rebounds				pts	avg					
				fg	fga	fg	fga	ft	fta	off	def	tot	avg			pf	a	blk	stl	
UC SANTA BARBARA	11/06/18	* 15	4-6	.667	1-3	.333	1-2	.500	0	2	2	2.0	3	0	0	1	10	10.0		
GRAMBLING STATE	11/14/18	dnp	-	-	-	-	-	-	-	-	-	-	-	-	-	-	-	-		
NAGARA	11/16/18	dnp	-	-	-	-	-	-	-	-	-	-	-	-	-	-	-	-		
vs Boston College	11/19/18	dnp	-	-	-	-	-	-	-	-	-	-	-	-	-	-	-	-		
vs Richmond	11/21/18	dnp	-	-	-	-	-	-	-	-	-	-	-	-	-	-	-	-		
at Evansville	11/28/18	20	6-10	.600	1-3	.333	2-2	1.000	0	4	4	3.0	5	0	3	0	1	15	12.5	
NORTHERN COLORADO	12/1/18	* 34	5-11	.455	3-4	.750	2-2	1.000	0	6	6	4.0	2	0	0	0	0	15	13.3	
SOUTH CAROLINA	12/05/18	* 30	2-10	.200	1-5	.200	1-1	1.000	0	4	4	4.0	5	3	3	1	0	6	11.5	
DENVER	12/11/18	* 37	6-12	.500	1-5	.200	2-2	1.000	0	1	1	3.4	4	2	4	0	0	15	12.2	
vs ETSU	12/21/18	* 30	8-9	.889	7-8	.875	2-3	.667	0	2	2	3.2	4	0	2	0	2	25	14.3	
at UTEP	12/22/18	* 36	3-6	.500	1-1	1.000	1-2	.500	0	6	6	3.6	3	0	4	0	0	8	13.4	
DIXIE STATE	12/29/18	* 28	2-8	.250	1-6	.167	1-2	.500	0	6	6	3.9	4	1	1	0	0	6	12.5	
BOISE STATE	01/02/19	* 27	1-6	.167	1-3	.333	3-5	.600	1	2	3	3.8	4	0	1	0	0	6	11.8	
at UNLV	01/09/19	* 33	6-13	.462	3-6	.500	2-2	1.000	0	6	6	4.0	4	0	4	0	1	17	12.3	
at SAN DIEGO STATE	01-08-19	* 35	4-6	.667	3-4	.750	0-2	.000	2	1	3	3.9	2	1	2	0	0	11	12.2	
UTAH STATE	01/12/19	* 35	1-5	.200	1-3	.333	2-4	.500	0	2	2	3.8	2	2	0	0	0	5	11.6	
at New Mexico	01/19/19	* 35	2-5	.400	1-2	.500	1	2	3	3.7	2	1	2	1	0	0	6	11.2		
SAN JOSE STATE	01/23/19	* 23	5-8	.625	4-7	.571	0-0	.000	0	3	3	3.6	2	0	1	2	0	14	11.4	
at Boise State	01/26/19	* 29	6-8	.750	1-3	.333	6-8	.750	0	4	4	3.7	4	1	3	0	0	19	11.9	
FRESNO STATE	01/30/19	* 28	2-5	.400	1-2	.500	2-2	1.000	1	1	2	3.6	2	0	1	0	0	7	11.6	
at Air Force	02/06/19	* 26	0-5	.000	0-4	.000	3-4	.750	0	1	1	3.4	5	0	0	1	0	3	11.1	
COLORADO STATE	02/09/19	* 19	3-5	.600	3-5	.600	0-0	.000	0	1	1	3.3	3	0	1	0	0	9	10.9	
at Utah State	02/13/19	* 31	3-7	.429	1-3	.333	0-0	.000	0	0	0	3.1	4	1	1	0	0	7	10.7	
NEVADA	02/16/19	* 25	0-2	.000	0-1	.000	0-0	.000	0	2	2	3.1	3	0	0	1	0	0	10.2	
UNLV	02/19/19	* 28	2-10	.200	0-6	.000	0-0	.000	0	3	3	3.0	4	0	5	1	0	4	9.9	
at Colorado State	2/23/19	* 25	0-5	.000	0-4	.000	2-2	1.000	0	1	1	3.0	5	1	0	0	0	2	9.2	
at Fresno State	02/27/19	* 29	1-2	.500	0-1	.000	0-0	.000	0	3	3	3.0	1	3	1	4	0	2	9.2	
AIR FORCE	03/02/19	26	0-5	.000	0-4	.000	2-2	1.000	0	1	1	2.9	4	1	3	0	0	2	8.9	
at San Jose St.	03/06/19	21	2-5	.400	1-4	.250	0-1	.000	0	2	2	2.8	4	2	0	0	1	5	8.8	
Totals		22	705	74-174	.425	36-97	.371	35-50	.700	5	66	71	2.8	87	19	42	12	6	219	8.8

Games played: 25
 Minutes/game: 28.2
 Points/game: 8.8
 FG Pct: 42.5
 3FG Pct: 37.1
 FT Pct: 70.0

Rebounds/game: 2.8
 Assists/game: 0.8
 Turnovers/game: 1.7
 Assists/turnover ratio: 0.5
 Steals/game: 0.2
 Blocks/game: 0.5

Season & Career Highs

2018-19 GAME NOTES



#11 Trace Young

Freshman Guard 6-9 179
Owensboro, Ky. (Mt. Zion Prep)

2018-19 Averages

PTS	REB	AST	FG%	3FG%	FT%	MIN
7.3	3.5	0.8	.412	.377	.471	25.5

Notable

- Hit game winner with 0.3 seconds left against Dixie State
- Tied career-high with 16 points vs. Boise State
- Added 15 points at Air Force tying career-high with 6 made FG

2018-19 Game-by-Game Statistics

#11 YOUNG, Trace																				
Opponent	Date	pts	reb	ast	fg	fga	3pt	3ptfga	ft	ftfga	trf	trfga	blk	stl	pts	reb	ast	fg	fga	
DIXIE STATE	12/29/18	* 31	6-10	.800	4-7	.571	0-0	.000	1	5	6	6	3	1	1	0	1	16	16.0	
BOISE STATE	01/02/19	* 36	6-8	.750	3-4	.750	1-1	1.000	0	3	3	4.5	1	0	2	0	0	16	16.0	
at UNLV	01/05/19	* 33	4-6	.667	2-3	.667	0-2	.000	1	7	8	5.7	0	3	0	1	10	14.0		
at SAN DIEGO STATE	01-08-19	* 29	0-10	.000	0-4	.000	2-2	1.000	0	3	3	5.0	3	1	4	2	1	2	11.0	
UTAH STATE	01/12/19	* 31	0-4	.000	0-3	.000	0-0	.000	0	7	7	5.4	1	0	2	0	0	0	8.8	
at New Mexico	01/19/19	* 24	2-11	.182	2-7	.286	2-6	.333	1	1	2	4.8	1	1	2	1	2	8	8.7	
SAN JOSE STATE	01/23/19	* 29	2-3	.667	0-1	.000	0-0	.000	0	3	3	4.5	2	3	4	0	2	4	8.0	
at Boise State	01/26/19	* 29	0-0	.000	0-0	.000	0-0	.000	0	1	1	4.1	2	1	4	0	0	0	7.0	
FRESNO STATE	01/30/19	* 29	3-7	.429	0-3	.000	2-3	.667	0	3	3	4.0	3	2	5	1	1	8	7.1	
at Air Force	02/06/19	* 34	6-13	.462	3-9	.333	0-0	.000	0	4	4	4.0	1	2	2	0	2	15	7.9	
COLORADO STATE	02/09/19	* 25	5-11	.455	3-6	.500	0-0	.000	1	2	3	3.9	2	0	2	0	0	13	8.4	
at Utah State	02/13/19	* 35	3-8	.375	1-3	.333	0-0	.000	1	5	6	4.1	4	2	3	0	1	7	8.3	
NEVADA	02/16/19	23	3-6	.500	2-3	.667	0-1	.000	1	4	5	4.2	1	0	1	1	1	8	8.2	
UNLV	02/19/19	* 2	0-0	.000	0-0	.000	0-0	.000	0	0	3.9	0	0	0	0	0	0	7.6		
at Colorado State	2/23/19	* 8	0-1	.000	0-1	.000	0-0	.000	0	0	0	3.6	1	0	2	0	0	0	7.1	
at Fresno State	02/27/19	18	3-8	.375	3-6	.500	1-2	.500	1	2	3	3.6	5	0	3	0	1	10	7.3	
AIR FORCE	03/02/19	* 27	4-10	.400	3-8	.375	0-0	.000	0	4	4	3.6	1	1	2	1	1	11	7.5	
at San Jose St.	03/06/19	16	2-3	.667	0-1	.000	0-0	.000	2	2	3.5	1	0	0	0	0	4	7.3		
Totals		13	459	49-119	.412	26-69	.377	8-17	.471	7	56	63	3.5	32	14	42	7	14	132	7.3

Games played: 18
Minutes/game: 25.5
Points/game: 7.3
FG Pct: 41.2
3FG Pct: 37.7
FT Pct: 47.1

Rebounds/game: 3.5
Assists/game: 0.8
Turnovers/game: 2.3
Assist/turnover ratio: 0.3
Steals/game: 0.8
Blocks/game: 0.4

Season & Career Highs

Season Highs

Points 16 twice, last vs. Boise State, 1-2-19
FG Made 6 three times, last at Air Force, 2-6-19
3FG Made 4 vs. Dixie State, 12-29-18
FT Made 2 vs. Fresno State, 1-30-19
Rebounds 8 vs. UNLV, 1-5-19
Assists 3 vs. San Jose State, 1-23-19
Blocks 2 vs. Air Force, 3-2-19
Steals 2 three times, last at Air Force, 2-6-19
Minutes 36 vs. Boise State, 1-2-19

Career Highs

Points 16 twice, last vs. Boise State, 1-2-19
FG Made 6 three times, last at Air Force, 2-6-19
3FG Made 4 vs. Dixie State, 12-29-18
FT Made 2 vs. Fresno State, 1-30-19
Rebounds 8 vs. UNLV, 1-5-19
Assists 3 vs. San Jose State, 1-23-19
Blocks 2 vs. Air Force, 3-2-19
Steals 2 three times, last at Air Force, 2-6-19
Minutes 36 vs. Boise State, 1-2-19

Double-Figure Scoring Games

Season 7
Career 7

Double-Figure Rebounding Games

Season 0
Career 0

Twenty-Point Scoring Games

Season 0
Career 0

Double-Double Games

Season 0
Career 0

Career Statistics

Season	gp-gs	min/avg	Total		3-Point		F-Throws			Rebounds				Scoring						
			fg-fga	pct	fg-fga	pct	ft-fta	pct	off	def	tot	avg	pf	fo	ast	to	blk	stl	pts	avg
2018	18-13	459/25.5	49-119	.412	26-69	.377	8-17	.471	7	56	63	3.5	32	1	14	42	7	14	132	7.3
TOTAL	18-13	459/25.5	49-119	.412	26-69	.377	8-17	.471	7	56	63	3.5	32	1	14	42	7	14	132	7.3



#12 Bradley Belt

Freshman Guard 6-4 199
Huntsville, Ala. (Washington Academy)

2018-19 Averages

PTS	REB	AST	FG%	3FG%	FT%	MIN
--	--	--	--	--	--	--

Notable

- Played under former Cowboy graduate assistant Bruce Martin at Washington Academy.
- Redshirting this season

2018-19 Game-by-Game Statistics

OPPONENT	MIN	FG %	3-PT. %	FT %	OR	DR	REB	PF	A	TO	BL	ST	PTS	GS
UCSB														
at Oregon State														
Grambling														
Niagara														
Boston College														
Richmond														
at Evansville														
UNC														
South Carolina														
Denver														
ETSU														
UTEP														
Dixie State														
Boise State														
at UNLV														
at SDSU														
Utah State														
at New Mexico														
San Jose State														
at Boise State														
Fresno State														
at Air Force														
Colorado State														
at Utah State														
Nevada														
UNLV														
at Colorado St.														
at Fresno State														
Air Force														

Season & Career Highs

Season Highs

Points N/A
FG Made N/A
3FG Made N/A
FT Made N/A
Rebounds N/A
Assists N/A
Blocks N/A
Steals N/A
Minutes N/A

Career Highs

Points N/A
FG Made N/A
3FG Made N/A
FT Made N/A
Rebounds N/A
Assists N/A
Blocks N/A
Steals N/A
Minutes N/A

Double-Figure Scoring Games

Season 0
Career 0

Double-Figure Rebounding Games

Season 0
Career 0

Twenty-Point Scoring Games

Season 0
Career 0


Double-Double Games

Season 0
Career 0

Career Statistics

18-19	G/GS	MIN	AVG	FG-FGA/%	3-PT./%	FT-FTA/%	OR	DR	REB	AVG	A	TO	BL	ST	PTS	AVG
18-19																
TOTAL																

2018-19 GAME NOTES



#22 Brandon Porter

Freshman Forward 6-8 193
Virginia Beach, Va. (Washington Academy)

2018-19 Averages

PTS	REB	AST	FG%	3FG%	FT%	MIN
2.6	1.1	0.1	.361	.333	.615	9.3

Notable

- Recorded a career-high 10 points at Oregon State
- Started his first career game at Oregon State
- Has seven points in back-to-back games

2018-19 Game-by-Game Statistics

#22 PORTER, Brandon

Opponent	Date	gs	min	Total		3-Pointers		Free throws		Rebounds			pts	avg						
				fg	fga	fg	fga	ft	fta	off	def	tot								
UC SANTA BARBARA	11/08/18	9	0-0	0.00	0-0	0.00	0-0	0-0	0-0	0	0	0	0	0.0						
at Oregon St.	11/10/18	17	4-10	400	1-4	250	1-3	333	2	3	5	25	4	0						
GRAMBLING STATE	11/14/18	1	0-0	0.00	0-0	0.00	0-0	0.00	0	0	1	7	2	0						
NIAGARA	11/16/18	5	2-3	667	2-2	1000	0-0	0.00	0	1	1	5	0	0						
vs Boston College	11/19/18	6	0-3	0.00	0-1	0.00	1-2	500	0	2	2	16	2	1						
vs Richmond	11/21/18	dnp	-	-	-	-	-	-	-	-	-	-	-	-						
at Evansville	11/29/18	1	0-0	0.00	0-0	0.00	0-0	0.00	0	0	1	3	2	0						
NORTHERN COLORADO	12/11/18	3	0-2	0.00	0-0	0.00	0-0	0.00	0	1	1	13	1	0						
SOUTH CAROLINA	12/05/18	8	1-2	500	1-1	0.00	0-0	0.00	0	0	1	1	5	1						
DENVER	12/11/18	10	1-1	1000	1-1	1000	0-0	0.00	0	1	1	1	2	0						
vs ETSU	12/21/18	14	1-4	250	0-3	0.00	0-0	0.00	1	2	3	1	0	4						
at UTEP	12/22/18	10	1-6	167	0-2	0.00	2-2	1000	0	1	1	13	1	0						
DIXIE STATE	12/29/18	19	1-1	1000	1-1	1000	0-0	0.00	0	0	1	2	3	0						
BOISE STATE	01/02/19	14	1-3	333	1-2	500	1-2	500	1	0	1	12	1	1						
at UNLV	01/05/19	7	0-0	0.00	0-0	0.00	0-0	0.00	0	0	0	11	3	0						
at SAN DIEGO STATE	01/08/19	21	1-4	250	1-4	250	1-2	500	0	2	2	11	2	0						
UTAH STATE	01/12/19	6	0-1	0.00	0-1	0.00	0-0	0.00	0	1	1	1	1	0						
at New Mexico	01/19/19	22	3-8	375	1-3	333	0-0	0.00	1	0	1	1	5	0						
SAN JOSE STATE	01/23/19	20	3-5	600	1-3	333	0-0	0.00	0	3	3	12	2	0						
at Boise State	01/26/19	9	0-1	0.00	0-0	0.00	0-0	0.00	0	0	0	12	2	0						
FRESNO STATE	01/30/19	20	1-4	250	1-4	250	0-0	0.00	0	1	1	12	4	0						
at Air Force	02/06/19	5	1-1	1000	1-1	1000	0-0	0.00	0	0	0	11	0	0						
COLORADO STATE	02/09/19	2	0-0	0.00	0-0	0.00	0-0	0.00	0	0	0	10	3	0						
at Utah State	02/13/19	11	1-3	333	1-3	333	0-0	0.00	0	2	2	11	1	0						
NEVADA	02/16/19	7	0-0	0.00	0-0	0.00	0-0	0.00	0	1	1	1	2	0						
UNLV	02/19/19	0	0-0	0.00	0-0	0.00	0-0	0.00	0	0	0	10	0	0						
at Colorado State	2/23/19	5	0-2	0.00	0-2	0.00	0-0	0.00	0	1	1	10	1	0						
at Fresno State	02/27/19	16	3-4	750	2-3	667	2-2	1000	1	3	4	11	2	0						
AIR FORCE	03/02/19	5	0-1	0.00	0-1	0.00	0-0	0.00	0	0	0	11	1	0						
at San Jose St.	03/06/19	5	1-3	333	0-0	0.00	0-0	0.00	2	0	2	11	1	0						
Totals		1	269	26-72	.361	14-42	.333	8-13	.615	8	25	33	11	53	4	29	3	9	74	2.6

Games played: 29
Minutes/game: 9.3
Points/game: 2.6
FG Pct: .361
3FG Pct: .333
FT Pct: .615

Rebounds/game: 1.1
Assists/game: 0.1
Turnovers/game: 1.0
Assist/turnover ratio: 0.1
Steals/game: 0.3
Blocks/game: 0.1

Season & Career Highs

Season Highs

Points 10 twice, last at Fresno State, 2-27-19
FG Made 4 at Oregon State, 11-10-18
3FG Made 2 twice, last at Fresno State, 2-27-19
FT Made 2 at Fresno State, 2-27-19
Rebounds 5 at Oregon State, 11-10-18
Assists 1 four times, last at San Jose State, 3-6-19
Blocks 1 three times, last at San Jose State, 3-6-19
Steals 2 three times, last at Fresno State, 2-27-19
Minutes 22 vs. New Mexico, 1-19-19

Career Highs

Points 10 twice, last at Fresno State, 2-27-19
FG Made 4 at Oregon State, 11-10-18
3FG Made 2 twice, last at Fresno State, 2-27-19
FT Made 2 at Fresno State, 2-27-19
Rebounds 5 at Oregon State, 11-10-18
Assists 1 four times, last at San Jose State, 3-6-19
Blocks 1 three times, last at San Jose State, 3-6-19
Steals 2 three times, last at Fresno State, 2-27-19
Minutes 22 vs. New Mexico, 1-19-19

Double-Figure Scoring Games

Season 2
Career 2

Double-Figure Rebounding Games

Season 0
Career 0

Twenty-Point Scoring Games

Season 0
Career 0

Double-Double Games

Season 0
Career 0

Career Statistics

Season	gp-gs	min/avg	Total		3-Point		F-Throws		Rebounds			Scoring									
			fg	fga	fga	pct	ft	fta	pct	off	def	tot	avg	pf	fo	ast	to	blk	stl	pts	avg
2018	29-1	269/9.3	26-72	.361	14-42	.333	8-13	.615	8	25	33	1.1	53	2	4	29	3	9	74	2.6	
TOTAL		29-1	269/9.3	26-72	.361	14-42	.333	8-13	.615	8	25	33	1.1	53	2	4	29	3	9	74	2.6



#24 Hunter Maldonado

Sophomore Guard 6-7 200
Colorado Springs, Colo. (Vista Ridge)

2018-19 Averages

PTS	REB	AST	FG%	3FG%	FT%	MIN
13.8	6.8	2.3	.420	.333	.625	32.5

Notable

- Scored career best 21 points against Grambling
- Grabbed a career-high 15 rebounds against Niagara
- Recorded first double-double of his career against Grambling

2018-19 Game-by-Game Statistics

#24 MALDONADO, Hunter

Opponent	Date	gs	min	Total		3-Pointers		Free throws		Rebounds			pts	avg						
				fg	fga	fga	pct	ft	fta	pct	off	def			tot					
UC SANTA BARBARA	11/06/18	37	4-12	333	2-7	286	2-2	1000	1	2	3	30	4	2						
at Oregon St.	11/10/18	27	4-9	444	1-2	500	1-2	500	0	2	2	25	5	2						
GRAMBLING STATE	11/14/18	27	8-14	571	1-3	333	4-5	800	3	9	12	57	2	2						
NIAGARA	11/16/18	40	6-18	333	0-6	0.00	1-2	500	3	12	15	8.0	4	2						
vs Boston College	11/19/18	dnp	-	-	-	-	-	-	-	-	-	-	-	-						
vs Richmond	11/21/18	35	5-15	333	2-5	400	3-6	500	2	6	8	8.0	1	1						
at Evansville	11/28/18	dnp	-	-	-	-	-	-	-	-	-	-	-	-						
NORTHERN COLORADO	12/11/18	30	8-14	571	2-4	500	2-2	1000	2	3	5	7.5	1	3						
SOUTH CAROLINA	12/05/18	37	3-11	273	2-4	500	1-3	333	0	5	5	7.1	3	4						
DENVER	12/11/18	27	4-7	571	1-2	500	1-2	500	1	3	4	6.8	1	2						
vs ETSU	12/21/18	dnp	-	-	-	-	-	-	-	-	-	-	-	-						
at UTEP	12/22/18	dnp	-	-	-	-	-	-	-	-	-	-	-	-						
DIXIE STATE	12/29/18	dnp	-	-	-	-	-	-	-	-	-	-	-	-						
BOISE STATE	01/02/19	dnp	-	-	-	-	-	-	-	-	-	-	-	-						
UTAH STATE	01/12/19	dnp	-	-	-	-	-	-	-	-	-	-	-	-						
SAN JOSE STATE	01/23/19	dnp	-	-	-	-	-	-	-	-	-	-	-	-						
FRESNO STATE	01/30/19	dnp	-	-	-	-	-	-	-	-	-	-	-	-						
at Air Force	02/06/19	dnp	-	-	-	-	-	-	-	-	-	-	-	-						
COLORADO STATE	02/09/19	dnp	-	-	-	-	-	-	-	-	-	-	-	-						
at Utah State	02/13/19	dnp	-	-	-	-	-	-	-	-	-	-	-	-						
NEVADA	02/16/19	dnp	-	-	-	-	-	-	-	-	-	-	-	-						
UNLV	02/19/19	dnp	-	-	-	-	-	-	-	-	-	-	-	-						
at Colorado State	2/23/19	dnp	-	-	-	-	-	-	-	-	-	-	-	-						
at Fresno State	02/27/19	dnp	-	-	-	-	-	-	-	-	-	-	-	-						
AIR FORCE	03/02/19	dnp	-	-	-	-	-	-	-	-	-	-	-	-						
Totals		5	260	42-100	.420	11-33	.333	15-24	.625	12	42	54	6.8	21	18	16	4	9	110	13.8

Games played: 8
Minutes/game: 32.5
Points/game: 13.8
FG Pct: .420
3FG Pct: .333
FT Pct: .625

Rebounds/game: 6.8
Assists/game: 2.3
Turnovers/game: 2.0
Assist/turnover ratio: 1.1
Steals/game: 1.1
Blocks/game: 0.5

Season & Career Highs

Season Highs

Points 21 vs. Grambling, 11-14-18
FG Made 8 twice, last vs. UNC, 12-1-18
3FG Made 2 twice, last vs. UNC, 12-1-18
FT Made 3 vs. Richmond, 11-21-18
Rebounds 15 vs. Niagara, 11-16-18
Assists 4 vs. South Carolina, 12-5-18
Blocks 1 three times, last vs. UNC, 12-1-18
Steals 3 vs. South Carolina, 12-5-18
Minutes 40 vs. Niagara, 11-16-18

Career Highs

Points 21 vs. Grambling, 11-14-18
FG Made 8 twice, last vs. UNC, 12-1-18
3FG Made 3 vs. San José State, 2-17-18
FT Made 8 vs. Nevada, 1-24-18
Rebounds 15 vs. Niagara, 11-16-18
Assists 4 twice, last vs. San José State, 2-17-18
Blocks 1 seven times, last vs. UNC, 12-1-18
Steals 3 four times, last vs. South Carolina, 12-5-18
Minutes 40 vs. Niagara, 11-16-18

Double-Figure Scoring Games

Season 8
Career 12

Double-Figure Rebounding Games

Season 2
Career 2

Twenty-Point Scoring Games

Season 2
Career 2

Double-Double Games

Season 2
Career 2

Career Statistics

Season	gp-gs	min/avg	Total		3-Point		F-Throws		Rebounds			Scoring				
			fg	fga	fga	pct	ft	fta								

2018-19 GAME NOTES



#55 Haize Fornstrom

Freshman Guard 6-4 185
Pine Bluffs, Wyo. (Pine Bluff)

2018-19 Averages

PTS	REB	AST	FG%	3FG%	FT%	MIN
1.3	0.7	0.2	.500	.429	1.000	4.5

Notable

- Walk-on football player for Cowboys
- Joined team prior to Utah State contest
- Scored a career-high six points at Air Force

2018-19 Game-by-Game Statistics

#55 FORNSTROM, Haize

Opponent	Date	gs	min	Total		3-Pointers		Free throws		Rebounds			pf	a	tob	blk	stl	pts	avg
				fg/fga	pct	3fg/3fga	pct	ft/fta	pct	off	def	tot							
UTAH STATE	01/12/19	10		0-1	.000	0-1	.000	0-0	.000	0	0	0	0	2	0	0	0	1	0.0
at New Mexico	01/19/19	1	1-1	1.000	1-1	1.000	0-0	.000	0	0	0	0	1	0	0	0	0	3	1.5
SAN JOSE STATE	01/23/19	1	0-0	.000	0-0	.000	0-0	.000	0	0	0	0	0	0	0	0	0	1.0	
at Boise State	01/26/19	9	2-3	.667	0-0	.000	1-1	1.000	1	2	3	0.8	1	1	0	0	0	5	2.0
FRESNO STATE	01/30/19	dnp		-	-	-	-	-	-	-	-	-	-	-	-	-	-	-	
at Air Force	02/06/19	7	2-2	1.000	2-2	1.000	0-0	.000	0	1	1	0.8	1	0	0	0	0	6	2.8
COLORADO STATE	02/09/19	dnp		-	-	-	-	-	-	-	-	-	-	-	-	-	-	-	
at Utah State	02/13/19	0	0-0	.000	0-0	.000	0-0	.000	0	0	0	0.7	0	0	0	0	0	2.3	
NEVADA	02/16/19	1	0-0	.000	0-0	.000	0-0	.000	0	0	0	0.6	1	0	0	0	0	2.0	
UNLV	02/19/19	2	0-0	.000	0-0	.000	0-0	.000	0	1	1	0.6	1	0	0	0	0	1.8	
at Colorado State	2/23/19	11	0-1	.000	0-1	.000	2-2	1.000	0	1	1	0.7	1	1	1	0	2	1.8	
at Fresno State	02/27/19	4	0-0	.000	0-0	.000	0-0	.000	0	1	1	0.7	0	0	0	0	0	1.6	
AIR FORCE	03/02/19	5	0-2	.000	0-2	.000	0-0	.000	0	0	0	0.6	2	0	0	0	0	1.5	
at San Jose St.	03/06/19	3	0-0	.000	0-0	.000	0-0	.000	0	1	1	0.7	0	0	0	0	0	1.3	
Totals		0	54	5-10	.500	3-7	.429	3-3	1.000	1	7	8	0.7	10	2	1	0	16	1.3

Games played: 12
Minutes/game: 4.5
Points/game: 1.3
FG Pct: 50.0
3FG Pct: 42.9
FT Pct: 100.0

Rebounds/game: 0.7
Assists/game: 0.2
Turnovers/game: 0.1
Assist/Turnover ratio: 2.0
Steals/game: 0.1



#40 KC Henry

Redshirt Sophomore Guard 6-0 195
Lingle, Wyo. (Ft. Laramie-Lingle)

2018-19 Averages

PTS	REB	AST	FG%	3FG%	FT%	MIN
0.0	0.3	0.0	.000	.000	.000	1.5

Notable

- Joined team prior to UTEP Tournament
- Made first appearance at San Diego State

2018-19 Game-by-Game Statistics

#40 HENRY, KC

Opponent	Date	gs	min	Total		3-Pointers		Free throws		Rebounds			pf	a	tob	blk	stl	pts	avg
				fg/fga	pct	3fg/3fga	pct	ft/fta	pct	off	def	tot							
vs UTEP	12/21/18	dnp		-	-	-	-	-	-	-	-	-	-	-	-	-	-	-	-
at UTEP	12/22/18	dnp		-	-	-	-	-	-	-	-	-	-	-	-	-	-	-	-
DIXIE STATE	12/29/18	dnp		-	-	-	-	-	-	-	-	-	-	-	-	-	-	-	-
BOISE STATE	01/02/19	dnp		-	-	-	-	-	-	-	-	-	-	-	-	-	-	-	-
at SAN DIEGO STATE	01-08-19	2	0-0	.000	0-0	.000	0-0	.000	0	1	1	1.0	0	0	0	0	0	0.0	
UTAH STATE	01/12/19	dnp		-	-	-	-	-	-	-	-	-	-	-	-	-	-	-	-
at New Mexico	01/19/19	1	0-0	.000	0-0	.000	0-0	.000	0	0	0	0.5	0	0	0	0	0	0.0	
SAN JOSE STATE	01/23/19	dnp		-	-	-	-	-	-	-	-	-	-	-	-	-	-	-	-
FRESNO STATE	01/30/19	dnp		-	-	-	-	-	-	-	-	-	-	-	-	-	-	-	-
at Air Force	02/06/19	dnp		-	-	-	-	-	-	-	-	-	-	-	-	-	-	-	-
COLORADO STATE	02/09/19	dnp		-	-	-	-	-	-	-	-	-	-	-	-	-	-	-	-
at Utah State	02/13/19	dnp		-	-	-	-	-	-	-	-	-	-	-	-	-	-	-	-
NEVADA	02/16/19	1	0-0	.000	0-0	.000	0-0	.000	0	0	0	0.3	0	0	0	0	0	0.0	
UNLV	02/19/19	dnp		-	-	-	-	-	-	-	-	-	-	-	-	-	-	-	-
at Colorado State	2/23/19	2	0-0	.000	0-0	.000	0-0	.000	0	0	0	0.3	1	0	0	0	0	0.0	
at Fresno State	02/27/19	dnp		-	-	-	-	-	-	-	-	-	-	-	-	-	-	-	-
AIR FORCE	03/02/19	dnp		-	-	-	-	-	-	-	-	-	-	-	-	-	-	-	-
Totals		0	6	0-0	.000	0-0	.000	0-0	.000	0	1	1	0.3	1	0	0	0	0	0.0

Games played: 4
Minutes/game: 1.5

Rebounds/game: 0.3

Season & Career Highs

Season Highs

Points 6 at Air Force, 2-6-19
FG Made 2 twice, at Air Force, 2-6-19
3FG Made 2 at Air Force, 2-6-19
FT Made 2 at Colorado State, 2-23-19
Rebounds 3 at Boise State, 1-26-19
Assists 1 twice, last at Colorado State, 2-23-19
Blocks N/A
Steals 1 vs. Utah State, 1-12-19
Minutes 11 at Colorado State, 2-23-19

Career Highs

Points 6 at Air Force, 2-6-19
FG Made 2 twice, at Air Force, 2-6-19
3FG Made 2 at Air Force, 2-6-19
FT Made 1 at Boise State, 1-26-19
Rebounds 3 at Boise State, 1-26-19
Assists 1 at Boise State, 1-26-19
Blocks N/A
Steals 1 vs. Utah State, 1-12-19
Minutes 10 vs. Utah State, 1-12-19

Double-Figure Scoring Games

Season 0
Career 0

Double-Figure Rebounding Games

Season 0
Career 0

Twenty-Point Scoring Games

Season 0
Career 0

Double-Double Games

Season 0
Career 0

Career Statistics

Season	gp-gs	min/avg	Total		3-Point		F-Throws		Rebounds			Scoring								
			fg/fga	pct	fg/fga	pct	ft/fta	pct	off	def	tot	avg	pf	fo	ast	to	blk	stl	pts	avg
2018	12-0	54/4.5	5-10	.500	3-7	.429	3-3	1.000	1	7	8	0.7	10	0	2	1	0	1	16	1.3
TOTAL	12-0	54/4.5	5-10	.500	3-7	.429	3-3	1.000	1	7	8	0.7	10	0	2	1	0	1	16	1.3

Season & Career Highs

Season Highs

Points N/A
FG Made N/A
3FG Made N/A
FT Made N/A
Rebounds 1 at San Diego State, 1-12-19
Assists N/A
Blocks N/A
Steals N/A
Minutes 2 twice, last at Colorado State, 2-23-19

Career Highs

Points N/A
FG Made N/A
3FG Made N/A
FT Made N/A
Rebounds 1 at San Diego State, 1-12-19
Assists N/A
Blocks N/A
Steals N/A
Minutes 2 twice, last at Colorado State, 2-23-19

Double-Figure Scoring Games

Season 0
Career 0

Double-Figure Rebounding Games

Season 0
Career 0

Twenty-Point Scoring Games

Season 0
Career 0

Double-Double Games

Season 0
Career 0

Career Statistics

Season	gp-gs	min/avg	Total		3-Point		F-Throws		Rebounds			Scoring								
			fg/fga	pct	fg/fga	pct	ft/fta	pct	off	def	tot	avg	pf	fo	ast	to	blk	stl	pts	avg
2018	4-0	6/1.5	0-0	.000	0-0	.000	0-0	.000	0	1	1	0.3	1	0	0	0	0	0	0	0.0
TOTAL	4-0	6/1.5	0-0	.000	0-0	.000	0-0	.000	0	1	1	0.3	1	0	0	0	0	0	0	0.0

2018-19 GAME NOTES

Cowboy Starting Lineups

# Games	Lineup Started	Lineup #	Forward	Forward	Guard	Guard	Guard	Record
1		1	Thompson	Mueller	James	Maldonado	Redding	0-1
1		2	Porter	Mueller	James	Hendricks	Redding	0-1
2		3	Maldonado (G)	Mueller	James	Hendricks	Redding	1-1
3		4	Taylor (G)	Mueller	James	Hendricks	Redding	1-2
1		5	Thompson	Mueller	James	Taylor (F)	Redding	0-1
1		6	Thompson	Taylor	James	Hendricks	Redding	1-0
1		7	Thompson	Taylor	James	Hendricks	Maldonado	0-1
1		8	Thompson	Naughton	Taylor	James	Hendricks	0-1
1		9	Thompson	Naughton	Banks	James	Hendricks	0-1
4		10	Thompson	Naughton	Banks	James	Young	0-4, 0-3 MW
6		11	Thompson	Taylor	Banks	James	Young	1-5, 1-5 MW
2		12	Thompson	Taylor	Hendricks	James	Young	1-1, 1-1 MW
4		13	Thompson	Taylor	Hendricks	James	Banks	0-4, 0-4 MW
1		14	Naughton	Taylor	Hendricks	James	Young	0-1, 0-1 MW
1		15	Naughton	Taylor	Hendricks	James	Banks	1-0, 1-0 MW

Totals (30 games)

(The lineup numbers are by the order they first appeared during the season.)

7-23, 3-14 MW

Starting Lineup Game-by-Game

Date	Opponent	Lineup #	Forward	Forward	Guard	Guard	Guard	Record
11/6	UCSB	1	Thompson	Mueller	James	Maldonado	Redding	0-1
11/10	at Oregon State	2	Porter	Mueller	James	Hendricks	Redding	0-2
11/14	Grambling State	3	Maldonado (G)	Mueller	James	Hendricks	Redding	1-2
11/16	Niagara	3	Maldonado (G)	Mueller	James	Hendricks	Redding	1-3
11/19	Boston College	4	Taylor (G)	Mueller	James	Hendricks	Redding	1-4
11/21	Richmond	4	Taylor (G)	Mueller	James	Hendricks	Redding	1-4
11/28	at Evansville	4	Taylor (G)	Mueller	James	Hendricks	Redding	2-5
12/1	UNC	5	Thompson	Mueller	James	Taylor (F)	Redding	2-6
12/5	South Carolina	6	Thompson	Taylor	James	Hendricks	Redding	3-6
12/11	Denver	7	Thompson	Taylor	James	Hendricks	Maldonado	3-7
12/21	ETSU	8	Thompson	Naughton	Taylor	Hendricks	James	3-8
12/22	UTEP	9	Thompson	Naughton	James	Banks	Hendricks	3-9
12/29	Dixie state	10	Thompson	Naughton	James	Banks	Young	4-9
1/2/19	Boise State	10	Thompson	Naughton	James	Banks	Young	4-10, 0-1
1/5/19	at UNLV	10	Thompson	Naughton	James	Banks	Young	4-11, 0-2
1/8/19	at San Diego State	10	Thompson	Naughton	James	Banks	Young	4-12, 0-3
1/12/19	Utah State	11	Thompson	Taylor	James	Banks	Young	4-13, 0-4
1/29/19	at New Mexico	11	Thompson	Taylor	James	Banks	Young	4-14, 0-5
1/23/19	San Jose State	11	Thompson	Taylor	Banks	James	Young	5-14, 1-5 MW
1/26/19	at Boise State	11	Thompson	Taylor	Banks	James	Young	5-15, 1-6 MW
1/30/19	Fresno State	11	Thompson	Taylor	Banks	James	Young	5-16, 1-7 MW
2/6/19	at Air Force	11	Thompson	Taylor	Banks	James	Young	5-17, 1-8 MW
2/9/19	Colorado State	12	Thompson	Taylor	Hendricks	James	Young	6-17, 2-8 MW
2/13/19	at Utah State	12	Thompson	Taylor	Hendricks	James	Young	6-18, 2-9 MW
2/16/19	Nevada	13	Thompson	Taylor	Hendricks	James	Banks	6-19, 2-10 MW
2/19/19	UNLV	13	Thompson	Taylor	Hendricks	James	Banks	6-20, 2-11 MW
2/23/19	at Colorado State	13	Thompson	Taylor	Hendricks	James	Banks	6-21, 2-12 MW
2/27/19	at Fresno State	13	Thompson	Taylor	Hendricks	James	Banks	6-22, 2-13 MW
3/2/19	Air Force	14	Naughton	Taylor	Hendricks	James	Young	6-23, 2-14 MW
3/6/19	at San Jose State	15	Naughton	Taylor	Hendricks	James	Banks	7-23, 3-14 MW

2018-19 GAME NOTES

Individual Category Leaders

Scoring Average	G	Pts	Avg/G
JAMES, Justin	30	647	21.6
MALDONADO, Hunter	8	110	13.8
HENDRICKS, Jake	21	228	10.9
THOMPSON, Hunter	25	219	8.8
YOUNG, Trace	18	132	7.3

FG Percentage	FG	Att	Pct
FORNSTROM, Haize	5	10	.500
BANKS, A.J.	49	99	.495
TAYLOR, TJ	61	134	.455
NAUGHTON, Jordan	22	51	.431
THOMPSON, Hunter	74	174	.425

3-Point Percentage	3FG	Att	Pct
FORNSTROM, Haize	3	7	.429
HENDRICKS, Jake	62	152	.408
YOUNG, Trace	26	69	.377
THOMPSON, Hunter	36	97	.371
PORTER, Brandon	14	42	.333

Free Throw Percentage	FT	Att	Pct
FORNSTROM, Haize	3	3	1.000
MUELLER, Austin	9	12	.750
TAYLOR, TJ	57	76	.750
JAMES, Justin	186	250	.744
BANKS, A.J.	31	43	.721

Field Goals Made	G	Made	Made/G
JAMES, Justin	30	209	7.0
THOMPSON, Hunter	25	74	3.0
HENDRICKS, Jake	21	74	3.5
TAYLOR, TJ	29	61	2.1
BANKS, A.J.	30	49	1.6

3-Point FG Made	G	Made	Made/G
HENDRICKS, Jake	21	62	3.0
JAMES, Justin	30	43	1.4
THOMPSON, Hunter	25	36	1.4
YOUNG, Trace	18	26	1.4
TAYLOR, TJ	29	17	0.6

Free Throws Made	G	Made	Made/G
JAMES, Justin	30	186	6.2
TAYLOR, TJ	29	57	2.0
NAUGHTON, Jordan	20	36	1.8
THOMPSON, Hunter	25	35	1.4
BANKS, A.J.	30	31	1.0

Rebound Average	G	Reb	Avg/G
JAMES, Justin	30	254	8.5
TAYLOR, TJ	29	94	3.2
BANKS, A.J.	30	83	2.8
THOMPSON, Hunter	25	71	2.8
YOUNG, Trace	18	63	3.5

Assists	G	No.	Ast/G
JAMES, Justin	30	134	4.5
BANKS, A.J.	30	40	1.3
TAYLOR, TJ	29	20	0.7
HENDRICKS, Jake	21	20	1.0
THOMPSON, Hunter	25	19	0.8

Steals	G	No.	Stl/G
JAMES, Justin	30	47	1.6
BANKS, A.J.	30	29	1.0
HENDRICKS, Jake	21	21	1.0
TAYLOR, TJ	29	16	0.6
YOUNG, Trace	18	14	0.8

Blocked Shots	G	No.	Blk/G
JAMES, Justin	30	17	0.6
BANKS, A.J.	30	13	0.4
THOMPSON, Hunter	25	12	0.5
TAYLOR, TJ	29	11	0.4
NAUGHTON, Jordan	20	9	0.5

Minutes	G	No.	Min/G
JAMES, Justin	30	1143	38.1
TAYLOR, TJ	29	787	27.1
HENDRICKS, Jake	21	749	35.7
THOMPSON, Hunter	25	705	28.2
BANKS, A.J.	30	689	23.0

Specialty Stat Leaders

Scoring	2018-19	Record	Career	Record
Justin James	28	7-21	55	23-32
Jordan Naughton	0	0-0	2	2-0
Jake Hendricks	1	0-1	1	0-1
Hunter Thompson	3	0-3	3	0-3
Trace Young	2	1-1	2	1-1

Double-Figure Points	2018-19	Record	Career	Record
Justin James	28	7-21	90	46-44
Jordan Naughton	3	1-2	8	5-3
Hunter Maldonado	7	2-5	11	5-6
Jake Hendricks	10	3-7	10	3-7
Brandon Porter	2	0-2	2	0-2
TJ Taylor	8	3-5	8	3-5
Hunter Thompson	9	1-8	9	1-8
Trace Young	7	2-5	7	2-5
A.J. Banks	2	0-2	2	0-2

Scoring 20+ Points	2018-19	Record	Career	Record
Justin James	21	6-15	48	20-28
Jordan Naughton	0	0-0	1	1-0
Hunter Maldonado	1	1-0	1	1-0
TJ Taylor	1	1-0	1	1-0
Jake Hendricks	4	1-3	4	1-3
Hunter Thompson	1	0-1	1	0-1

Double-Doubles	2018-19	Record	Career	Record
Justin James	9	2-7	16	8-8
Jordan Naughton	0	0-0	1	1-0
Hunter Maldonado	2	1-1	2	1-1

Double-Figure Rebounds	2018-19	Record	Career	Record
Justin James	9	2-7	16	8-8
Jordan Naughton	0	0-0	2	1-1
Hunter Maldonado	2	1-1	2	1-1

Rebounds	2018-19	Record	Career	Record
Justin James	22	4-18	40	16-24
Jordan Naughton	0	0-0	3	3-0
Hunter Maldonado	3	2-1	3	2-1
TJ Taylor	3	0-3	3	0-3
Trace Young	2	0-2	2	0-2
A.J. Banks	2	1-2	2	1-1
Jake Hendricks	1	1-0	1	1-0

Assists	2018-19	Record	Career	Record
Justin James	27	7-20	45	18-27
Hunter Maldonado	2	1-1	2	1-1
Hunter Thompson	1	0-1	1	0-1
A.J. Banks	2	0-2	2	0-2
TJ Taylor	1	0-1	1	0-1
Trace Young	1	0-1	1	0-1

2018-19 GAME NOTES

Individual Points-Rebounds-Assists

Opponent	Date	Score	00 HENDRICKS	01 JAMES	02 BANKS	05 JOHNSON	10 THOMPSON	11 YOUNG	13 TAYLOR	14 MUELLER	22 PORTER	24 MALDONADO	33 NAUGHTON	40 HENRY	55 FORNSTROM
UC SANTA BARBARA	11/06/18	L 66-76	8-1-2	20-11-4	4-0-0	DNP	10-2-0	DNP	DNP	3-5-1	0-0-0	12-3-2	DNP	DNP	DNP
at Oregon St.	11/10/18	L 64-83	14-3-0	18-10-9	0-0-0	0-0-0	DNP	DNP	0-0-0	8-2-1	10-5-0	10-2-2	DNP	DNP	DNP
Grambling State	11/14/18	W 86-78	13-3-1	23-7-3	0-0-0	2-0-0	DNP	DNP	21-7-1	4-3-1	0-0-0	21-12-2	DNP	DNP	DNP
Niagara	11/16/18	L 67-72	15-3-1	23-8-1	0-1-0	0-1-0	DNP	DNP	1-3-0	5-5-1	6-1-0	13-15-2	DNP	DNP	DNP
Boston College	11/19/18	L 76-88	22-0-1	27-9-3	0-0-0	3-1-0	DNP	DNP	11-6-1	2-5-0	1-2-1	DNP	DNP	DNP	DNP
Richmond	11/21/18	W 68-66	10-6-2	29-5-4	0-0-1	DNP	DNP	DNP	4-3-0	2-4-0	DNP	15-8-1	DNP	DNP	DNP
at Evansville	11/28/18	L 78-86	4-4-0	34-20-4	0-0-0	1-1-0	15-4-0	DNP	8-4-0	7-4-0	0-0-0	DNP	DNP	DNP	DNP
Northern Colorado	12/1/18	L 80-85	2-2-0	25-8-5	9-2-1	0-0-0	15-6-0	DNP	0-2-0	0-1-1	0-1-0	20-5-3	DNP	DNP	DNP
South Carolina	12/5/18	W 73-64	16-3-0	20-12-5	0-0-1	DNP	6-4-3	DNP	11-4-1	DNP	2-0-0	9-5-4	DNP	DNP	DNP
Denver	12/11/18	L 87-90 OT	27-2-2	26-8-5	2-3-0	0-0-0	15-1-2	DNP	4-1-0	DNP	3-1-0	10-4-2	DNP	DNP	DNP
vs ETSU	12/21/18	L 53-76	6-4-2	8-8-6	1-4-1	2-0-0	25-2-0	DNP	7-8-1	DNP	2-3-0	DNP	2-1-0	DNP	DNP
at UTEP	12/22/18	L 65-76	0-0-1	22-7-4	18-8-3	5-2-0	8-6-0	DNP	8-4-0	DNP	4-1-0	DNP	0-0-0	DNP	DNP
Dixie State	12/29/18	W 65-63	DNP	16-8-4	4-7-1	DNP	6-6-1	16-6-1	8-2-2	DNP	3-0-0	DNP	12-4-0	DNP	DNP
Boise State	1/2/19	L 55-69	DNP	7-14-3	8-1-2	DNP	6-3-0	16-3-0	4-1-0	DNP	4-1-1	DNP	10-2-1	DNP	DNP
at UNLV	1/5/19	L 56-68	DNP	15-7-4	9-6-0	DNP	17-6-0	10-8-0	2-1-0	DNP	0-0-0	DNP	3-3-0	DNP	DNP
at San Diego State	1/8/19	L 54-84	DNP	18-6-3	7-4-0	DNP	11-3-1	2-3-1	10-2-1	DNP	4-2-0	DNP	2-0-0	0-1-0	DNP
Utah State	1/12/19	L 55-71	DNP	27-10-2	5-3-2	DNP	5-2-2	0-7-0	14-3-1	DNP	0-1-0	DNP	4-0-0	DNP	0-0-0
at New Mexico	1/19/19	L 53-83	DNP	12-5-3	10-2-1	DNP	6-3-1	8-2-1	6-6-4	DNP	7-1-0	DNP	1-3-0	0-0-0	3-0-0
San Jose State	1/23/19	W 59-46	DNP	20-3-5	5-4-4	DNP	14-3-0	4-3-3	6-3-2	DNP	7-3-0	DNP	3-3-0	DNP	0-0-0
at Boise State	1/26/19	L 52-77	DNP	7-6-4	6-3-1	DNP	19-4-1	0-1-1	10-2-1	DNP	0-0-0	DNP	5-1-0	DNP	5-3-1
Fresno State	1/30/19	L 62-75	DNP	21-12-6	7-7-3	DNP	7-2-0	8-3-2	6-3-1	DNP	3-1-0	DNP	10-1-0	DNP	DNP
at Air Force	2/6/19	L 76-81	21-2-0	22-8-9	4-4-0	DNP	3-1-0	15-4-2	0-3-1	DNP	3-0-0	DNP	2-1-2	DNP	6-1-0
Colorado State	2/9/19	W 74-66	6-6-1	36-6-7	0-2-2	DNP	9-1-0	13-3-0	3-3-1	DNP	0-0-0	DNP	7-5-1	DNP	DNP
at Utah State	2/13/19	L 59-76	6-4-1	26-4-2	2-0-1	DNP	7-0-1	7-6-2	4-1-1	DNP	3-2-1	DNP	4-3-1	DNP	0-0-0
Nevada	2/16/19	L 49-82	6-2-2	16-7-4	6-2-1	DNP	0-2-0	8-5-0	13-8-0	DNP	0-1-0	DNP	0-0-0	0-0-0	0-0-0
UNLV	2/19/19	L 56-66	8-3-2	25-6-5	9-2-4	DNP	4-3-0	0-0-0	8-3-0	DNP	0-0-0	DNP	2-1-0	DNP	0-1-0
at Colorado State	2/23/19	L 48-83	6-2-0	29-12-2	2-4-2	DNP	2-1-1	0-0-0	5-3-1	DNP	0-1-0	DNP	2-1-0	0-0-0	2-1-1
at Fresno State	2/27/19	L 60-71	0-6-0	27-10-6	2-3-2	DNP	2-3-3	10-3-0	6-1-0	DNP	10-4-0	DNP	3-1-0	DNP	0-1-0
Air Force	3/2/19	L 72-80	18-1-1	23-6-5	6-6-4	DNP	2-1-1	11-4-1	6-3-0	DNP	0-0-0	DNP	6-4-0	DNP	0-0-0
at San Jose State	3/6/19	W 81-71	20-2-1	25-11-7	13-5-3	DNP	5-2-2	4-2-0	10-4-0	DNP	2-2-1	DNP	2-4-3	DNP	0-1-0

Game-by-Game Leaders

Opponent	Date	Score	Points	Rebounds	Assists	Steals	Blocks
UC SANTA BARBARA	11/06/18	L 66-76	20-JAMES, Justin	11-JAMES, Justin	4-JAMES, Justin	3-HENDRICKS, Jake	1-MUELLER, Austin
at Oregon St.	11/10/18	L 64-83	18-JAMES, Justin	10-JAMES, Justin	9-JAMES, Justin	2-REDDING, Nyaires	1-MUELLER, Austin
Grambling State	11/14/18	W 86-78	23-JAMES, Justin	12-MALDONADO, Hunter	3-REDDING, Nyaires	4-MUELLER, Austin	1-TAYLOR, TJ
Niagara	11/16/18	L 67-72	23-JAMES, Justin	15-MALDONADO, Hunter	3-REDDING, Nyaires	2-JAMES, Justin	1-MUELLER, Austin
Boston College	11/19/18	L 76-88	27-JAMES, Justin	9-JAMES, Justin	4-REDDING, Nyaires	1-MUELLER, Austin	2-TAYLOR, TJ
Richmond	11/21/18	W 68-66	29-JAMES, Justin	8-MALDONADO, Hunter	4-JAMES, Justin	2-JAMES, Justin	1-MUELLER, Austin
at Evansville	11/28/18	L 78-86	34-JAMES, Justin	20-JAMES, Justin	4-JAMES, Justin	2-JAMES, Justin	1-REDDING, Nyaires
Northern Colorado	12/1/18	L 80-85	25-JAMES, Justin	8-JAMES, Justin	5-JAMES, Justin	2-JAMES, Justin	2-JAMES, Justin
South Carolina	12/5/18	W 73-64	20-JAMES, Justin	12-JAMES, Justin	5-JAMES, Justin	3-MALDONADO, Hunter	1-THOMPSON, Hunter
Denver	12/11/18	L 87-90 OT	27-HENDRICKS, Jake	8-JAMES, Justin	5-JAMES, Justin	4-HENDRICKS, Jake	1-PORTER, Brandon
ETSU	12/21/18	L 53-76	25-THOMPSON, Hunter	8-JAMES, Justin	6-JAMES, Justin	3-JAMES, Justin	1-NAUGHTON, Jordan
at UTEP	12/22/18	L 65-76	22-JAMES, Justin	8-BANKS, A.J.	4-JAMES, Justin	3-BANKS, A.J.	1-NAUGHTON, Jordan
Dixie State	12/29/18	W 65-63	16-James/Young	8-James, Justin	4-JAMES, Justin	2-JAMES, Justin	2-NAUGHTON, Jordan
Boise State	1/2/19	L 55-69	16-YOUNG, Trace	14-JAMES, Justin	3-JAMES, Justin	2-JAMES, Justin	None
at UNLV	1/5/19	L 56-68	17-THOMPSON, Hunter	8-YOUNG, Trace	4-JAMES, Justin	3-BANKS, A.J.	2-BANKS, A.J.
at San Diego State	1/8/19	L 54-84	18-JAMES, Justin	6-JAMES, Justin	3-JAMES, Justin	2-BANKS, A.J.	2-YOUNG, Trace
Utah State	1/12/19	L 55-71	27-JAMES, Justin	10-JAMES, Justin	2-JAMES, Justin	1-TAYLOR, TJ	2-NAUGHTON, Jordan
at New Mexico	1/19/19	L 53-83	12-JAMES, Justin	6-TAYLOR, TJ	4-TAYLOR, TJ	2-JAMES, Justin	1-JAMES, Justin
San Jose State	1/23/19	W 59-46	20-JAMES, Justin	4-BANKS, A.J.	5-JAMES, Justin	4-JAMES, Justin	2-THOMPSON, Hunter
at Boise State	1/26/19	L 52-77	19-THOMPSON, Hunter	6-JAMES, Justin	4-JAMES, Justin	2-TAYLOR, TJ	1-BANKS, A.J.
Fresno State	1/30/19	L 62-75	21-JAMES, Justin	12-JAMES, Justin	6-JAMES, Justin	3-JAMES, Justin	2-JAMES, Justin
at Air Force	2/6/19	L 76-81	22-JAMES, Justin	8-JAMES, Justin	9-JAMES, Justin	2-YOUNG, Trace	1-JAMES, Justin
Colorado State	2/9/19	W 74-66	36-JAMES, Justin	6-JAMES, Justin	7-JAMES, Justin	2-JAMES, Justin	1-NAUGHTON, Jordan
at Utah State	2/13/19	L 59-76	26-JAMES, Justin	6-YOUNG, Trace	2-YOUNG, Trace	2-JAMES, Justin	1-JAMES, Justin
Nevada	2/16/19	L 49-82	16-JAMES, Justin	8-TAYLOR, TJ	4-JAMES, Justin	2-JAMES, Justin	1-YOUNG, Trace
UNLV	2/19/19	L 56-66	25-JAMES, Justin	6-JAMES, Justin	5-JAMES, Justin	2-JAMES, Justin	1-THOMPSON, Hunter
at Colorado State	2/23/19	L 48-83	29-JAMES, Justin	2-JAMES, Justin	2-JAMES, Justin	4-HENDRICKS, Jake	2-BANKS, A.J.
at Fresno State	2/27/19	L 60-71	27-JAMES, Justin	10-JAMES, Justin	6-JAMES, Justin	2-PORTER, Brandon	4-THOMPSON, Hunter
Air Force	3/2/19	L 72-80	23-JAMES, Justin	6-BANKS, A.J.	5-JAMES, Justin	1-YOUNG, Trace	2-YOUNG, Trace
at San Jose State	3/6/19	W 81-71	25-JAMES, Justin	11-JAMES, Justin	7-JAMES, Justin	1-JAMES, Justin	2-JAMES, Justin

2018-19 GAME NOTES

Cowboys in Comparison to Opponents

Overall Record	7-23
When the Cowboys they are
Play day games	3-3
Play night games	4-20
<hr/>	
Lead at halftime	3-1
Trail at halftime	2-20
Are tied at halftime	2-2
<hr/>	
Shoot better from the field than opponent	5-5
Shoot worse from the field than opponent	2-17
Shoot the same from the field as opponent	0-1
<hr/>	
Shoot better from three-point range than opponent	7-7
Shoot worse from three-point range than opponent	0-15
Shoot the same from three-point range as opponent	0-0
<hr/>	
Shoot better from the free-throw line than opponent	2-11
Shoot worse from the free-throw line than opponent	3-13
Shoot the same from the free-throw line as opponent	1-0
<hr/>	
Outrebound opponent	4-4
Are outrebounded by opponent	2-19
Are even in rebounds with opponent	1-0
<hr/>	
Have more offensive rebounds than opponent	2-2
Have fewer offensive rebounds than opponent	5-20
Have the same number of offensive rebounds	0-1
<hr/>	
Have more defensive rebounds than opponent	6-6
Have fewer defensive rebounds than opponent	1-15
Have the same number of defensive rebounds	0-1

When the Cowboys they are
Commit fewer fouls than opponent	5-10
Commit more fouls than opponent	2-10
Commit the same number of fouls	0-3
<hr/>	
Have more assists than opponent	4-2
Have fewer assists than opponent	3-20
Have the same number of assists	0-1
<hr/>	
Commit fewer turnovers than opponent	4-4
Commit more turnovers than opponent	3-16
Commit the same number of turnovers	0-3
<hr/>	
Block more shots than opponent	3-6
Block fewer shots than opponent	3-10
Block the same number of shots	1-7
<hr/>	
Have more steals than opponent	4-6
Have fewer steals than opponent	3-16
Have the same number of steals	0-1
<hr/>	
Have their starting frontcourt outscore the opponent's	2-8
Have their starting frontcourt outscored by the opponent's	5-15
Have their starting frontcourt tied by the opponent's	0-0
<hr/>	
Have their starting backcourt outscore the opponent's	7-16
Have their starting backcourt outscored by the opponent's	0-6
Have their starting backcourt tied by the opponent's	0-1
<hr/>	
Have their bench outscore the opponent's	1-4
Have their bench outscored by the opponent's	6-18
Have their bench tied by the opponent's in scoring	0-1

Team Game-by-Game Comparison

Opponent	1st	2nd	Score	Mar	FG	FG %	3FG	3FG %	FT	FT Pct	Rbs	Ast	TO	Block	Steal	Fouls
UC SANTA BARBARA	35/39	31/37	66-76	(10)	21-58/24-47	.362/.511	5-29/7-19	.172/.368	19-27/21-27	.704/.778	29/40 (11)	9/8	9/18	1/3	7/3	20/24
at Oregon St.	32/41	32/42	64-83	(19)	24-57/31-63	.421/.492	7-23/5-18	.304/.278	9-20/16-21	.450/.762	27/45 (18)	14/17	12/12	1/6	5/6	22/22
Grambling State	52/42	34/36	86-78	+8	25-60/28-57	.417/.491	9-24/8-16	.375/.500	27-32/14-23	.844/.609	42/33 +9	11/15	11/15	2/7	10/5	19/29
Niagara	25/33	42/39	67-72	(5)	25-62/25-66	.403/.379	7-20/10-30	.350/.333	10-14/12-15	.714/.800	42/39 +3	8/10	15/11	3/3	6/3	15/16
Boston College	32/48	44/40	76-88	(12)	18-44/32-67	.409/.478	9-21/10-26	.429/.385	31-41/14-25	.756/.560	31/41 (10)	10/19	13/8	4/1	1/7	24/28
Richmond	27/35	41/31	68-66	+2	25-55/27-58	.455/.466	7-18/8-22	.389/.364	11-17/4-5	.647/.800	33/33 (0)	9/21	6/7	3/4	4/3	8/14
at Evansville	24/33	54/53	78-86	(8)	26-59/28-63	.441/.444	4-19/8-27	.211/.296	22-27/22-31	.815/.710	42/36 +6	7/14	16/9	1/1	3/5	28/23
Northern Colorado	28/31	52/54	80-85	(5)	28-64/27-57	.438/.474	10-22/8-23	.455/.348	14-16/23-27	.875/.852	33/39 (6)	12/15	11/13	5/6	6/6	20/20
SOUTH CAROLINA	33/37	40/27	73-64	+9	21-48/22-66	.438/.333	10-20/3-20	.500/.150	21-28/17-20	.750/.850	31/43 (12)	14/13	14/16	2/5	7/6	20/23
Denver	39/48	33/24	87-90	(3)	32-61/33-66	.525/.500	11-23/9-23	.478/.391	12-18/15-15	.667/1.000	23/44 (21)	11/14	12/20	2/0	11/7	16/20
ETSU	11/43	42/33	53-76	(23)	16-52/31-68	.308/.456	9-22/5-21	.409/.238	12-20/9-14	.600/.643	34/48 (14)	10/14	23/20	2/5	6/8	16/26
at UTEP	27/35	38/41	65-76	(11)	19-50/25-53	.380/.472	5-14/12-27	.357/.444	22-26/14-18	.846/.778	34/30 +4	8/18	17/14	3/3	8/7	19/19
DIXIE STATE	30/30	35/33	65-63	+2	18-43/19-55	.419/.345	7-22/9-29	.318/.310	22-29/16-21	.759/.762	35/34 +1	9/11	16/9	4/2	4/10	19/26
BOISE STATE	22/33	33/36	55-69	(14)	14-40/25-59	.350/.424	6-16/8-26	.375/.308	21-24/11-15	.875/.733	30/33 (3)	7/13	15/6	0/2	2/8	15/19
at UNLV	32/30	24/38	56-68	(12)	20-49/22-57	.408/.386	5-15/8-25	.333/.320	11-17/16-21	.647/.762	35/36 (1)	4/17	18/10	4/6	6/9	17/16
at SAN DIEGO STATE	25/48	29/36	54-84	(30)	16-46/29-57	.348/.509	6-20/12-24	.300/.500	16-29/14-17	.552/.824	24/40 (16)	6/20	16/15	4/2	4/6	16/26
UTAH STATE	25/32	30/39	55-71	(16)	20-50/27-57	.400/.474	7-20/7-24	.350/.292	8-13/10-17	.615/.588	29/40 (11)	7/13	9/7	4/3	2/4	15/16
at New Mexico	25/42	28/41	53-83	(30)	19-54/28-58	.352/.483	6-22/9-27	.273/.333	9-18/18-23	.500/.783	26/43 (17)	10/20	18/19	4/6	10/9	16/17
San Jose State	24/24	35/22	59-46	+13	23-41/17-52	.561/.327	9-24/5-21	.375/.238	4-8/7-14	.500/.500	25/33 (8)	14/12	17/16	3/0	10/7	15/14
at Boise State	14/28	38/49	52-77	(25)	17-43/24-53	.395/.453	2-16/9-26	.125/.346	16-21/20-27	.762/.741	22/34 (12)	9/15	24/18	3/0	8/11	23/20
FRESNO STATE	33/33	29/42	62-75	(13)	22-46/25-53	.478/.472	6-19/12-25	.316/.480	12-15/13-19	.800/.684	31/29 +2	12/12	17/10	3/3	6/11	18/16
at Air Force	35/44	41/37	76-81	(5)	26-56/32-60	.464/.533	15-37/4-14	.405/.286	9-11/13-21	.818/.619	28/33 (5)	14/15	13/5	1/1	3/10	17/11
COLORADO STATE	37/22	37/44	74-66	+8	23-48/22-52	.479/.423	13-24/7-21	.542/.333	15-18/15-22	.833/.682	28/33 (5)	12/10	13/11	3/3	5/8	17/14
at Utah State	37/37	22/39	59-76	(17)	21-49/24-49	.429/.490	8-20/10-20	.400/.500	9-12/18-25	.750/.720	24/35 (11)	10/21	11/11	1/5	6/5	21/10
NEVADA	20/36	29/46	49-82	(33)	15-50/31-57	.300/.544	6-24/9-23	.250/.391	13-18/11-17	.722/.647	28/40 (12)	7/14	16/13	1/2	6/7	19/17
UNLV	23/30	33/36	56-66	(10)	19-46/23-53	.413/.434	7-26/4-22	.269/.182	11-14/16-16	.786/1.000	25/35 (10)	11/10	19/14	1/2	6/7	14/13
at Colorado State	19/40	29/43	48-83	(35)	16-52/29-58	.308/.500	2-24/13-30	.083/.433	14-14/12-15	1.000/.800	25/41 (16)	7/20	15/15	2/2	7/9	19/15
at Fresno State	29/38	31/33	60-71	(11)	22-52/24-65	.423/.369	8-24/12-41	.333/.293	8-13/11-15	.615/.733	33/41 (8)	11/15	12/9	4/4	5/10	18/12
Air Force	40/44	32/36	72-80	(8)	24-55/29-62	.436/.468	13-36/9-18	.361/.500	11-15/13-17	.733/.765	28/41 (13)	12/13	8/5	6/0	2/3	16/17
at San Jose State	42/37	39/34	81-71	+10	27-59/23-63	.458/.365	11-29/8-26	.379/.308	16-29/17-22	.552/.773	40/39 +1	17/15	8/9	5/0	3/5	17/21

Note: Game totals are displayed in the format WYO/OPPONENT for each category

2018-19 GAME NOTES

Specialty Stats Game-by-Game

Opponent	Paint	Off TO	2nd Chance	Fast Break	Bench	Largest	Largest	Lead	Times
						Lead	Deficit	Changes	Tied
UCSB	28/24	14/8	9/6	4/5	12/23	4	13	12	4
at Oregon State	30/46	9/9	6/21	6/7	12/15	3	24	3	1
Grambling	26/32	25/8	7/10	11/4	23/31	16	3	5	4
Niagara	24/26	12/15	9/8	0/4	7/16	1	9	4	4
vs. Boston College	14/34	8/20	9/16	2/8	6/15	1	22	9	5
vs. Richmond	26/28	10/4	5/4	6/2	18/3	5	11	4	8
at Evansville	36/38	15/16	8/3	2/8	16/44	1	15	8	3
Northern Colorado	30/30	13/13	6/2	11/4	31/22	8	10	10	8
South Carolina	18/26	15/13	2/8	2/6	13/19	12	9	1	0
Denver	32/34	24/12	4/14	11/10	5/17	10	14	7	5
ETSU	12/52	13/27	3/16	4/2	5/27	0	33	0	0
at UTEP	28/26	9/18	12/7	4/0	17/25	6	18	5	3
Dixie State	18/10	10/13	12/3	2/6	11/28	9	5	12	11
Boise State	14/24	9/17	3/12	0/4	8/24	1	22	6	0
at UNLV	26/22	12/23	10/10	2/14	2/12	7	16	9	1
at San Diego State	18/26	11/25	4/7	4/7	14/12	0	30	0	0
Utah State	16/36	6/11	5/8	0/0	4/25	8	18	2	3
at New Mexico	22/32	17/13	3/7	8/29	11/21	0	33	0	1
San Jose State	24/18	20/7	0/15	2/0	10/21	17	4	2	2
at Boise State	20/26	14/24	2/16	7/12	10/34	0	31	0	0
Fresno State	28/20	14/22	8/9	6/6	13/17	4	16	11	5
at Air Force	23/36	5/12	2/6	7/8	32/5	0	16	0	0
Colorado State	20/24	16/13	7/10	2/0	7/12	19	0	0	0
at Utah State	22/24	13/12	2/8	0/0	9/17	3	17	10	5
Nevada	18/38	6/23	4/10	6/4	8/22	0	36	0	0
UNLV	20/34	14/21	3/6	4/7	2/6	2	13	3	3
at Colorado State	26/24	16/21	4/8	4/5	4/23	2	35	3	1
at Fresno State	20/18	12/19	8/9	2/16	23/2	1	16	2	4
Air Force	20/28	5/19	4/20	2/0	8/8	6	10	6	4
at San Jose State	32/24	11/9	11/11	7/3	11/24	14	3	4	1

Points in the Paint: Most: 36 at Evansville, 11-28-18 Least: 13 vs. ETSU, 12-21-18
 Most Allowed: 52 vs. ETSU, 12-21-18 Least Allowed: 10 vs. Dixie State, 12-29-18

Points Off Turnovers: Most: 25 vs. Grambling, 11-14-18 Least: 5 vs. Air Force, 3-2-19
 Most Allowed: 27 vs. ETSU, 12-21-18 Least Allowed: 4 vs. Richmond, 11-21-18

Second Chance Pts: Most: 12 vs. Dixie State, 12-29-18 Least: 0 vs. San Jose State, 1-23-19
 Most Allowed: 21 vs. Oregon State, 11-10-18 Least Allowed: 2 vs. UNC, 12-1-18

Fast Break Points: Most: 11 three times, last vs. Denver, 12-11-18 Least: 0 vs. Utah State, 2-13-19
 Most Allowed: 29 at New Mexico, 1-19-19 Least Allowed: 0 by Air Force, 3-2-19

Bench Points: Most: 31 vs. UNC, 12-1-18 Least: 2 vs. UNLV, 1-5-19
 Most Allowed: 44 at Evansville, 11-28-18 Least Allowed: 3 vs. Richmond, 11-21-18

Largest Deficit Overcome: 11 vs Richmond, 11-21-18
Largest Lead Lost: 8 vs. UNC, 12-1-18

Note: Game totals are displayed in the format WYO/OPPONENT for each category

Starters/Bench Production

	Starters (Total / % Team Total)	Bench
Minutes	4767/ 78%	1258 / 22%
Points	1597 / 82%	352 / 18%
Rebounds	671/ 74%	246 / 26%

Record by Margin

1	2	3	4	5	6
0-0	1-0	1-1	0-0	0-3	0-0
7	8	9	10-15	16-20	20+
0-0	2-2	1-0	2-8	0-4	0-5

Record by Conference

Conference	Record
Big West	0-1
Pac-12	0-1
SWAC	1-0
MAAC	0-1
ACC	0-1
A-10	1-0
Missouri Valley	0-1
Big Sky	0-1
SEC	1-0
Summit League	0-1
C-USA	0-1
SoCON	0-1
RMAC	1-0
Mountain West	3-14

Points Scored/Allowed

Scoring	Allowing	
0-2	49 or less	1-0
1-9	50-59	0-0
2-6	60-69	4-3
2-4	70-79	2-9
2-2	80-89	0-9
0-0	90-99	0-2
0-0	100+	0-0

Record by Month

Nov.	Dec.	Jan.	Feb.	March
2-5	2-4	1-7	1-5	1-1

Record by Day of the Week

Sun.	Mon.	Tue.	Wed.	Thu.	Fri.	Sat.
0-0	0-1	0-4	5-6	0-0	1-2	1-10

2018-19 GAME NOTES

Team Superlatives

Wyoming Game Highs

POINTS	87	DENVER(12/11/18)
	86	GRAMBLINGSTATE(11/14/18)
	81	at San Jose St. (03/06/19)
	80	NORTHERNCOLORADO(12/1/18)
	78	at Evansville (11/28/18)
FIELD GOALSMADE	32	DENVER(12/11/18)
	28	NORTHERNCOLORADO(12/1/18)
FIELD GOAL ATTEMPTS	64	NORTHERNCOLORADO(12/1/18)
	62	NIAGARA(11/16/18)
FIELD GOAL PERCENTAGE	.561 (23-41)	SANJOSE STATE(01/23/19)
	.525 (32-61)	DENVER(12/11/18)
3 PT FIELD GOALSMADE	15	at Air Force (02/06/19)
	13	AIRFORCE(03/02/19)
	13	COLORADOSTATE(02/09/19)
3 PT FG ATTEMPTS	37	at Air Force (02/06/19)
	36	AIRFORCE(03/02/19)
3 PT FG PERCENTAGE	.542 (13-24)	COLORADOSTATE(02/09/19)
	.500 (10-20)	SOUTH CAROLINA(12/05/18)
FREETHROWS MADE	31	vs Boston College(11/19/18)
	27	GRAMBLINGSTATE(11/14/18)
FREETHROW ATTEMPTS	41	vs Boston College(11/19/18)
	32	GRAMBLINGSTATE(11/14/18)
FREETHROW PERCENTAGE	1.000 (14-14)	at Colorado State(2/23/19)
	.875 (21-24)	BOISESTATE(01/02/19)
	.875 (14-16)	NORTHERNCOLORADO(12/1/18)
REBOUNDS	42	at Evansville(11/28/18)
	42	NIAGARA(11/16/18)
	42	GRAMBLINGSTATE(11/14/18)
ASSISTS	17	at San Jose St. (03/06/19)
	14	at Air Force (02/06/19)
	14	SANJOSE STATE(01/23/19)
	14	SOUTH CAROLINA(12/05/18)
	14	at Oregon St. (11/10/18)
STEALS	11	DENVER(12/11/18)
	10	SANJOSE STATE(01/23/19)
	10	at New Mexico (01/19/19)
	10	GRAMBLINGSTATE(11/14/18)
BLOCKED SHOTS	6	AIRFORCE(03/02/19)
	5	at San Jose St. (03/06/19)
	5	NORTHERNCOLORADO(12/1/18)
TURNOVERS	24	at Boise State (01/26/19)
	23	vs ETSU(12/21/18)
FOULS	28	at Evansville(11/28/18)
	24	vs Boston College(11/19/18)

Wyoming Game Lows

POINTS	48	at Colorado State(2/23/19)
	49	NEVADA(02/16/19)
	52	at Boise State(01/26/19)
	53	vs ETSU(12/21/18)
	53	at New Mexico (01/19/19)
FIELD GOALSMADE	14	BOISESTATE(01/02/19)
	15	NEVADA(02/16/19)
FIELD GOAL ATTEMPTS	40	BOISESTATE(01/02/19)
	41	SANJOSE STATE(01/23/19)
FIELD GOAL PERCENTAGE	.300 (15-50)	NEVADA(02/16/19)
	.308 (16-52)	vs ETSU(12/21/18)
	.308 (16-52)	at Colorado State(2/23/19)
3 PT FIELD GOALSMADE	2	at Boise State(01/26/19)
	2	at Colorado State(2/23/19)
3 PT FG ATTEMPTS	14	at UTEP (12/22/18)
	15	at UNLV (01/05/19)
3 PT FG PERCENTAGE	.083 (2-24)	at Colorado State(2/23/19)
	.125 (2-16)	at Boise State(01/26/19)
FREETHROWS MADE	4	SANJOSE STATE(01/23/19)
	8	UTAHSTATE(01/12/19)
	8	at Fresno State(02/27/19)
FREETHROW ATTEMPTS	8	SANJOSE STATE(01/23/19)
	11	at Air Force (02/06/19)
FREETHROW PERCENTAGE	.450 (9-20)	at Oregon St. (11/10/18)
	.500 (4-8)	SANJOSE STATE(01/23/19)
	.500 (9-18)	at New Mexico (01/19/19)
REBOUNDS	22	at Boise State(01/26/19)
	23	DENVER(12/11/18)
ASSISTS	4	at UNLV (01/05/19)
	6	at SANDIEGOSTATE (01-08-19)
STEALS	1	vs Boston College(11/19/18)
	2	BOISESTATE(01/02/19)
	2	UTAHSTATE(01/12/19)
	2	AIRFORCE(03/02/19)
BLOCKED SHOTS	0	BOISESTATE(01/02/19)
	1	UCSANTABARBARA(11/06/18)
	1	at Oregon St. (11/10/18)
	1	at Evansville(11/28/18)
	1	at Air Force (02/06/19)
	1	at Utah State (02/13/19)
	1	NEVADA(02/16/19)
	1	UNLV(02/19/19)
TURNOVERS	6	vs Richmond(11/21/18)
	8	AIRFORCE(03/02/19)
	8	at San Jose St. (03/06/19)
FOULS	8	vs Richmond(11/21/18)
	14	UNLV(02/19/19)

Opponent Game Highs

POINTS	90	DENVER(12/11/18)
	88	vs Boston College(11/19/18)
	86	at Evansville (11/28/18)
	85	NORTHERNCOLORADO(12/1/18)
	84	at SANDIEGOSTATE (01-08-19)
FIELD GOALSMADE	33	DENVER(12/11/18)
	32	at Air Force (02/06/19)
	32	vs Boston College(11/19/18)
FIELD GOAL ATTEMPTS	68	vs ETSU(12/21/18)
	67	vs Boston College(11/19/18)
FIELD GOAL PERCENTAGE	.544 (31-57)	NEVADA(02/16/19)
	.533 (32-60)	at Air Force (02/06/19)
3 PT FIELD GOALSMADE	13	at Colorado State(2/23/19)
	12	at Fresno State(02/27/19)
	12	FRESNOSTATE(01/30/19)
	12	at SANDIEGOSTATE (01-08-19)
	12	at UTEP (12/22/18)
3 PT FG ATTEMPTS	41	at Fresno State(02/27/19)
	30	at Colorado State(2/23/19)
	30	NIAGARA(11/16/18)
3 PT FG PERCENTAGE	.500 (12-24)	at SANDIEGOSTATE (01-08-19)
	.500 (10-20)	at Utah State (02/13/19)
	.500 (9-18)	AIRFORCE(03/02/19)
	.500 (8-16)	GRAMBLINGSTATE(11/14/18)
FREETHROWS MADE	23	NORTHERNCOLORADO(12/1/18)
	22	at Evansville(11/28/18)
FREETHROW ATTEMPTS	31	at Evansville(11/28/18)
	27	at Boise State(01/26/19)
	27	NORTHERNCOLORADO(12/1/18)
	27	UCSANTABARBARA(11/06/18)
FREETHROW PERCENTAGE	1.000 (16-16)	UNLV(02/19/19)
	1.000 (15-15)	DENVER(12/11/18)
REBOUNDS	48	vs ETSU(12/21/18)
	45	at Oregon St. (11/10/18)
ASSISTS	21	at Utah State (02/13/19)
	21	vs Richmond(11/21/18)
STEALS	11	FRESNOSTATE(01/30/19)
	11	at Boise State(01/26/19)
BLOCKED SHOTS	7	GRAMBLINGSTATE(11/14/18)
	6	at New Mexico (01/19/19)
	6	at UNLV (01/05/19)
	6	NORTHERNCOLORADO(12/1/18)
	6	at Oregon St. (11/10/18)
TURNOVERS	20	vs ETSU(12/21/18)
	20	DENVER(12/11/18)
FOULS	29	GRAMBLINGSTATE(11/14/18)
	28	vs Boston College(11/19/18)

Opponent Game Lows

POINTS	46	SANJOSE STATE(01/23/19)
	63	DIXIESTATE(12/29/18)
	64	SOUTH CAROLINA(12/05/18)
	66	vs Richmond(11/21/18)
	66	COLORADOSTATE(02/09/19)
	66	UNLV(02/19/19)
FIELD GOALSMADE	17	SANJOSE STATE(01/23/19)
	19	DIXIESTATE(12/29/18)
FIELD GOAL ATTEMPTS	47	UCSANTABARBARA(11/06/18)
	49	at Utah State (02/13/19)
FIELD GOAL PERCENTAGE	.327 (17-52)	SANJOSE STATE(01/23/19)
	.333 (22-66)	SOUTH CAROLINA(12/05/18)
3 PT FIELD GOALSMADE	3	SOUTH CAROLINA(12/05/18)
	4	at Air Force (02/06/19)
	4	UNLV(02/19/19)
3 PT FG ATTEMPTS	14	at Air Force (02/06/19)
	16	GRAMBLINGSTATE(11/14/18)
3 PT FG PERCENTAGE	.150 (3-20)	SOUTH CAROLINA(12/05/18)
	.182 (4-22)	UNLV(02/19/19)
FREETHROWS MADE	4	vs Richmond(11/21/18)
	7	SANJOSE STATE(01/23/19)
FREETHROW ATTEMPTS	5	vs Richmond(11/21/18)
	14	vs ETSU(12/21/18)
	14	SANJOSE STATE(01/23/19)
FREETHROW PERCENTAGE	.500 (7-14)	SANJOSE STATE(01/23/19)
	.560 (14-25)	vs Boston College(11/19/18)
REBOUNDS	29	FRESNOSTATE(01/30/19)
	30	at UTEP (12/22/18)
ASSISTS	8	UCSANTABARBARA(11/06/18)
	10	NIAGARA(11/16/18)
	10	COLORADOSTATE(02/09/19)
	10	UNLV(02/19/19)
STEALS	3	UCSANTABARBARA(11/06/18)
	3	NIAGARA(11/16/18)
	3	vs Richmond(11/21/18)
	3	AIRFORCE(03/02/19)
BLOCKED SHOTS	0	DENVER(12/11/18)
	0	SANJOSE STATE(01/23/19)
	0	at Boise State(01/26/19)
	0	AIRFORCE(03/02/19)
	0	at San Jose St. (03/06/19)
TURNOVERS	5	at Air Force (02/06/19)
	5	AIRFORCE(03/02/19)
FOULS	10	at Utah State (02/13/19)
	11	at Air Force (02/06/19)

2018-19 GAME NOTES

Cowboys in the NCAA National Stats

Team Stats

Statistic	National Rank	Conference Rank	Value	National Leader	Value	Conference Leader	Value
3-pt Field Goal Attempts (351 ranked)	162	7	673	Savannah St.	1,129	Fresno St.	795
Assist Turnover Ratio (351 ranked)	341	11	0.72	Gonzaga	1.79	Nevada	1.51
Assists Per Game (351 ranked)	346	11	10.1	Belmont	20.1	Utah St.	17.2
Blocked Shots Per Game (351 ranked)	252	7	2.7	Duke	7.0	Utah St.	4.3
Defensive Rebounds per Game (351 ranked)	194	10	25.10	South Dakota St.	30.65	Utah St.	29.29
Fewest Fouls (351 ranked)	195	7	539	Princeton	406	San Jose St.	495
Fewest Turnovers (351 ranked)	267	9	421	Wisconsin	267	Nevada	303
Field-Goal Percentage (351 ranked)	310	10	41.5	Gonzaga	53.4	Colorado St.	48.1
Field-Goal Percentage Defense (351 ranked)	246	5	44.9	Texas Tech	36.5	Utah St.	39.2
Free Throw Attempts (351 ranked)	119	5	604	South Fla.	828	Nevada	722
Free Throws Made (351 ranked)	111	4	435	Iowa	549	Nevada	518
Free-Throw Percentage (351 ranked)	120	3	72.0	Incarnate Word	81.1	Utah St.	74.7
Offensive Rebounds Per Game (351 ranked)	351	11	5.40	Portland St.	15.48	UNLV	13.62
Personal Fouls Per Game (351 ranked)	198	6	18.0	Dayton	13.8	Colorado St.	16.5
Rebound Margin (351 ranked)	348	11	-7.2	ETSU	11.1	Utah St.	8.6
Scoring Defense (351 ranked)	268	8	75.1	Virginia	54.1	Utah St.	66.8
Scoring Margin (351 ranked)	340	10	-10.1	Gonzaga	24.9	Nevada	14.6
Scoring Offense (351 ranked)	330	11	65.0	Gonzaga	89.8	Nevada	81.6
Steals Per Game (351 ranked)	262	9	5.6	FIU	10.6	Fresno St.	7.0
Three Pt FG Defense (351 ranked)	209	5	34.7	Virginia	26.9	Fresno St.	30.1
Three-Point Field Goals Per Game (351 ranked)	184	8	7.7	Winthrop	12.5	Fresno St.	10.3
Three-Point Field-Goal Percentage (351 ranked)	189	8	34.2	Lehigh	43.4	Fresno St.	37.5
Total 3-point FGM (350 ranked)	172	8	230	Winthrop	363	Fresno St.	298
Total Assists (351 ranked)	343	11	302	Belmont	583	Utah St.	534
Total Blocks (351 ranked)	251	7	82	Duke	209	Utah St.	132
Total Rebounds (351 ranked)	338	11	915	North Carolina	1,301	Utah St.	1,240
Total Rebounds Per Game (351 ranked)	341	11	30.50	North Carolina	43.37	Utah St.	40.00
Total Steals (350 ranked)	257	9	168	Eastern Ky. FIU	317	Fresno St.	202
Turnover Margin (351 ranked)	305	10	-2.0	FIU	5.6	Nevada	3.9
Turnovers Forced (351 ranked)	276	9	12.00	FIU	19.73	Nevada	13.97
Turnovers Per Game (351 ranked)	265	9	14.0	Michigan	9.2	Nevada	10.1
Won-Lost Percentage (351 ranked)	330	10	23.3	Gonzaga	93.5	Nevada	90.0

Individual Stats

Statistic	Player	National Rank	Conference Rank	Value	National Leader	Value	Conference Leader	Value
3-pt Field Goal Attempts (248 ranked)					Chris Clemons, Campbell	349	Caleb Martin, Nevada	283
Assist Turnover Ratio (250 ranked)					Jalen Avery, Kent St.	5.28	Cody Martin, Nevada	2.79
Assists Per Game (249 ranked)	Justin James	101	4	4.5	Ja Morant, Murray St.	10.3	Cody Martin, Nevada	5.2
Blocked Shots Per Game (249 ranked)					Brandon Gilbeck, Western Ill.	3.52	Neemias Queta, Utah St.	2.35
Defensive Rebounds per Game (249 ranked)	Justin James	22	2	7.43	Mike Daum, South Dakota St.	9.32	Nico Carvacho, Colorado St.	9.00
Double Doubles (235 ranked)	Justin James	65	5	9	Devontae Cacok, UNCW	22	Nico Carvacho, Colorado St.	21
Field-Goal Percentage (250 ranked)					Brandon Clarke, Gonzaga	68.8	Nico Carvacho, Colorado St.	59.3
Free Throw Attempts (247 ranked)	Justin James	4	1	250	Deishuan Booker, Long Beach St.	261	Justin James, Wyoming	250
Free Throws Made (248 ranked)	Justin James	9	1	186	Deishuan Booker, Long Beach St.	238	Justin James, Wyoming	186
Free-Throw Percentage (249 ranked)					Davide Moretti, Texas Tech	93.0	Sam Merrill, Utah St.	90.4
Minutes Per Game (250 ranked)	Justin James	3	1	38:09	Ky Bowman, Boston College	39:24	Justin James, Wyoming	38:09
Offensive Rebounds Per Game (249 ranked)					Cletrell Pope, Bethune-Cookman	4.24	Nico Carvacho, Colorado St.	3.97
Points Per Game (250 ranked)	Justin James	23	1	21.6	Chris Clemons, Campbell	30.1	Justin James, Wyoming	21.6
Rebounds Per Game (250 ranked)	Justin James	72	6	8.4	Nico Carvacho, Colorado St.	13.0	Nico Carvacho, Colorado St.	13.0
Steals Per Game (247 ranked)	Justin James	149	1	1.53	Matisse Thybulle, Washington	3.50	Justin James, Wyoming	1.53
Three-Point Field Goals Per Game (249 ranked)					Fletcher Magee, Wofford	4.63	Anthony Mathis, New Mexico	3.45
Three-Point Field-Goal Percentage (131 ranked)					Derrick Jamerson, Norfolk St.	52.0	Noah Baumann, San Jose St.	46.0
Total 3-point FGM (246 ranked)	Jake Hendricks	246	8	62	Fletcher Magee, Wofford	139	Anthony Mathis, New Mexico	100
Total Assists (248 ranked)	Justin James	92	3	134	Ja Morant, Murray St.	300	Cody Martin, Nevada	156
Total Blocks (249 ranked)					Brandon Gilbeck, Western Ill.	102	Neemias Queta, Utah St.	73
Total Field Goal Attempts (249 ranked)	Justin James	12	1	513	Antoine Davis, Detroit Mercy	657	Justin James, Wyoming	513
Total Field Goals Made (246 ranked)	Justin James	37	1	209	Lamine Diane, CSUN	295	Justin James, Wyoming	209
Total Minutes (250 ranked)	Justin James	7	1	1144:59	Zach Cooks, NJIT	1189:23	Justin James, Wyoming	1144:59
Total Points (250 ranked)	Justin James	20	2	647	Chris Clemons, Campbell	904	Sam Merrill, Utah St.	652
Total Rebounds (249 ranked)	Justin James	64	5	253	Nico Carvacho, Colorado St.	389	Nico Carvacho, Colorado St.	389
Total Steals (242 ranked)	Justin James	133	1	46	Matisse Thybulle, Washington	105	Justin James, Wyoming	46
Triple Doubles (3 ranked)					Ethan Happ, Wisconsin	2		
					Ja Morant, Murray St.	2		

2018-19 GAME NOTES

Last Time an Individual

Cowboy Scored 30 Points	36 by Justin James, vs. Colo. St., 2/9/19
Opponent Scored 30 Points	37 by Ryan Swan, Air Force, 3/2/19
Cowboy Scored 40 Points	41 by Jay Straight vs. CSU, 2/26/05
Opponent Scored 40 Points	43 by Ruben Douglas UNM, 2/15/03
Cowboy Made Seven 3FG	7 by Jake Hendricks vs. Air Force, 2/6/19
Opponent Made Seven 3FG	8 Braxton Huggins, Fresno St., 2/27/19
Cowboy Made 15 FT	16 by Jason McManamen vs. Pacific, 11/22/16
Opponent Made 15 FT	17 by Deshon Taylor, Fresno State, 2/8/17
Cowboy Had 15 Rebounds	15 by Hunter Maldonado, Niagara, 11/16/18
Opponent Had 15 Rebounds	15 by Brandon McCoy, UNLV, 2/10/18
Cowboy Had 20 Rebounds	20 by Justin James, vs. Evansville, 11/28/18
Opponent Had 20 Rebounds	22 by Jason Smith CSU, 2/24/07
Cowboy Had 10 Assists	11 by JayDee Luster vs. Peru St., 11/18/09
Opponent Had 10 Assists	10 by Alex Caruso at Texas A&M, 3/18/14
Cowboy had 15 Assists	15 by Jay Straight vs. Winthrop, 12/20/03
Opponent had 15 Assists	15 by Matt Montague BYU, 2/2/02
Cowboy Blocked Five Shots	5 by Alan Herndon, at Nevada, 1/3/18
Opponent Blocked Five Shots	6 by Bodie Hume, vs. UNC, 12/1/18
Cowboy Had Five Steals	5 by L. Washington, vs. Nevada, 2/13/13
Opponent Had Five Steals	6 by Jonah Mathews, vs. USC, 12/23/16
Cowboy Had a Double-Double	Justin James vs. SJSU, 3/6/19 (25 points and 11 rebounds)
Opponent Had a Double-Double	Michael Steadman, SJSU (12 points and 10 rebounds)
Two Pokes Had a Double-Double	James/Herndon at Colorado State, 1/31/18
Three Pokes Had a Double-Double	Alan Herndon vs. Drake, 12/2/17 (32 points and 10 rebounds) Hayden Dalton vs. Drake, 12/2/17 (17 points and 14 rebounds) Justin James vs. Drake, 12/2/17 (24 points and 12 rebounds)
Two Cowboys Scored 25 Points Each	25 points by Justin James at Colorado State, 1/31/18 26 points by Hayden Dalton at Colorado State, 1/31/18
Four Cowboys Scored 20 Points Each	20 points by Turk Boyd vs. Loyola Marymount, 3/17/86 20 points by Les Bolden vs. Loyola Marymount, 3/17/86 24 points by Fennis Dembo vs. Loyola Marymount, 3/17/86 20 points by Eric Leckner vs. Loyola Marymount, 3/17/86
Three Cowboys Scored 20 Points Each	23 points by Justin James vs. Grambling, 11/14/18 21 points by Hunter Maldonado vs. Grambling, 11/14/18 21 points by TJ Taylor vs. Grambling, 11/14/18
Two Cowboys Scored 20 Points Each	22 Points by Justin James vs. Air Force, 2/6/19 21 Points by Jake Hendricks vs. Air Force, 2/6/19
At Least Five Cowboys Scored in Double Figures	15 points by Alan Herndon vs. San José State, 2/17/18 17 points by Justin James vs. San José State, 2/17/18 11 points by Cody Kelley vs. San José State, 2/17/18 22 points by Hayden Dalton vs. San José State, 2/17/18 11 points by Alex Aka Gorski vs. San José State, 2/17/18
Triple-Doubles by a Cowboy	Justin Williams vs. Utah, 3/10/06, (10 pts, 15 rbs and 12 blks) Theo Ratliff vs. San Diego St., 1/2/95, (20 pts, 12 rbs and 11 blks)
Largest Margin of Victory in the AA by Wyoming	53 vs. Tennessee St. 109-56, 12/17/03

Last Time a Team

Wyoming Scored 100 Points	114 vs. New Mexico, 2/20/18
Opponent Scored 100 Points	119 by New Mexico, 2/20/18
Wyoming Scored Less Than 50 Points	48 at Colorado St., 2/23/19
Opponent Scored Less Than 50 Points	46 by San Jose St., 1/23/19
Wyoming Scored Less Than 40 Points	36 at Fresno State, 1/16/13
Opponent Scored Less Than 40 Points	35 by Regis, 12/7/14
Wyoming Shot 60% From the Field	61.9 vs. UNC, 11/16/14
Opponent Shot 60% From the Field	61.7 by New Mexico, 2/20/18
Wyoming Shot less than 30%	29.8 at Texas A&M, 3/8/14
Opponent Shot less than 30%	28.2 by DePaul, 12/22/16
Wyoming Made 15 3-Point Baskets	15 vs. Air Force, 2/6/19
Opponent Made 15 3-Point Baskets	15 by Eastern Washington, 12/12/17
Wyoming Made No 3-Point Baskets	vs. Denver, 11/25/09
Opponent Made No 3-Point Baskets	by Fresno State, 1/16/13
Wyoming Made 30 Free Throws	34 vs. Nevada, 1/24/18
Opponent Made 30 Free Throws	32 by New Mexico, 2/20/18
Wyoming Made 20 Free Throws	21 vs. Boise State, 1/2/19
Opponent Made 20 Free Throws	20 by Boise State, 1/26/19
Wyoming Made 90% of Free Throws	100% vs. Colorado St., 2/23/19
Opponent Made 90% of Free Throws	100% by Denver, 12-11-18
Wyoming Attempted 40 Free Throws	41 vs. BC, 11/19/18
Opponent Attempted 40 Free Throws	43 by New Mexico, 2/20/18
Wyoming Attempted 30 Free Throws	32 vs. Grambling, 11/14/18
Opponent Attempted 30 Free Throws	34 by Boise State, 3/3/18
Wyoming Had 50 Rebounds	52 vs. Drake, 12/2/17
Opponent Had 50 Rebounds	51 by Colorado State, 1/31/18
Wyoming Had 40 Rebounds	40 vs. SJSU, 3/6/19
Opponent Had 40 Rebounds	41 by Air Force, 3/2/19
Wyoming Had 20 Offensive Rebounds	20 vs. Savannah St., 1/8/03
Wyoming Had +20 Rebound Margin	+20 vs. Utah Valley, 11/30/11
Opponent Had +20 Rebound Margin	+21 at Denver, 12-11-18
Wyoming Had +10 Rebound Margin	+10 vs. Texas Southern, 12/16/17
Opponent Had +10 Rebound Margin	+13 by Air Force, 3/2/19
Wyoming Had 20 Assists	20 vs. New Mexico, 3/8/18
An Opponent Had 20 Assists	21 by Utah St., 2/13/19
Wyoming Had less than 10 Assists	7 vs. Colorado St., 2/23/19
Opponent had less than 10 Assists	8 by UCSB, 11/6/18
Wyoming Committed 20 Turnovers	23 vs. ETSU, 12/21/18
Opponent Committed 20 Turnovers	20 by ETSU, 12/21/18
Opponent Committed 30 Turnovers	31 by Alcorn St., 12/21/98
Wyoming Had less than 5 Turnovers	2 vs. Colorado St., 1/30/16
Wyoming Blocked 10 Shots	10 vs. South Dakota, 12/20/09
Wyoming Had 15 Steals	15 vs. Western St., 11/12/11
Wyoming Had 20 Steals	21 by Peru St., 11/18/09
Wyoming Beat a Top-25 Team	#23 Nevada, 104-103 (2OT) 1/24/18
Wyoming Beat a Top-25 Team (Home)	#23 Nevada, 104-103 (2OT) 1/24/18
Wyoming Beat a Top-25 Team (Road)	#18 BYU, 56-53, 1/18/80
Wyoming Beat a Top-25 Team (Neutral)	#RV/25 San Diego St., 3/14/15

2018-19 GAME NOTES

Game-by-Game Box Scores

Game 1: Wyoming 66 UCSB 76



Official Basketball Box Score - Game Totals - Final Statistics
UC Santa Barbara vs Wyoming
 11/06/18 8:05 p.m. at Laramie, Wyo. (Arena-Auditorium)



UC Santa Barbara 76 • 1-0

#	Player	Total			Rebounds			PF	TP	A	TO	Blk	Stl	Min	
		FG-FGA	3-PT	FT-FTA	Off	Def	Tot								
02	Blackmon, Jarrisse	f	3-4	0-0	2-2	2	6	8	3	8	0	3	3	0	25
12	Sow, Amadou	f	4-10	0-1	0-0	2	9	11	3	8	0	2	0	2	32
01	Davis, Armond	g	2-7	0-4	2-4	0	1	4	6	0	1	0	0	0	19
03	McLaughlin, JaQuori	g	5-13	1-6	6-6	1	2	3	2	17	2	1	0	0	32
04	Ramsey, Deveal	g	3-6	1-3	7-8	1	5	6	4	14	4	6	0	1	29
00	Toure, Sekou	g	1-1	0-0	1-2	0	0	0	0	3	0	0	0	0	8
05	Nagle, Jay	g	3-3	3-3	0-0	0	3	3	1	9	0	1	0	0	13
14	Lakoju, Ami	g	0-0	0-0	0-0	0	0	0	2	0	0	0	0	0	5
23	Terrrell, Christian	g	1-1	0-0	3-3	0	3	3	1	5	2	2	0	0	23
34	Moore, Zack	g	2-2	2-2	0-0	0	1	1	1	6	0	1	0	0	11
35	Idehen, Robinson	g	0-0	0-0	0-2	0	0	0	3	0	1	0	0	0	3
Team						2	2	4							
Totals			24-47	7-19	21-27	8	32	40	24	76	8	18	3	3	200

FG % 1st Half: 12-24 50.0% 2nd half: 12-23 52.2% Game: 24-47 51.1% Deadball Rebounds 2
 3FG % 1st Half: 5-9 55.6% 2nd half: 2-10 20.0% Game: 7-19 36.8%
 FT % 1st Half: 10-14 71.4% 2nd half: 11-13 84.6% Game: 21-27 77.8%

Wyoming 66 • 0-1

#	Player	Total			Rebounds			PF	TP	A	TO	Blk	Stl	Min	
		FG-FGA	3-PT	FT-FTA	Off	Def	Tot								
10	THOMPSON, Hunter	f	4-6	1-3	1-2	0	2	2	3	10	0	0	0	1	15
14	MUELLER, Austin	f	1-7	0-4	1-2	2	3	5	4	3	1	2	1	1	36
01	JAMES, Justin	g	5-14	0-5	10-14	4	7	11	2	20	4	3	0	1	40
03	REDDING, Nyaires	g	2-7	0-3	5-7	1	3	4	4	9	0	0	0	0	34
24	MALDONADO, Hunter	g	4-12	2-7	2-2	1	2	3	4	12	2	1	0	0	37
00	HENDRICKS, Jake	g	3-10	2-7	0-0	0	1	1	2	8	2	2	0	0	32
02	BANKS, A.J.	g	2-2	0-0	0-0	0	0	0	1	4	0	0	0	1	6
22	PORTER, Brandon	g	0-0	0-0	0-0	0	0	0	0	0	0	0	0	0	0+
Team						2	1	3							
Totals			21-58	5-29	19-27	10	19	29	20	66	9	9	1	7	200

FG % 1st Half: 13-29 44.8% 2nd half: 8-29 27.6% Game: 21-58 36.2% Deadball Rebounds 3
 3FG % 1st Half: 4-16 25.0% 2nd half: 1-13 7.7% Game: 5-29 17.2%
 FT % 1st Half: 5-9 55.6% 2nd half: 14-18 77.8% Game: 19-27 70.4%

Officials: Verne Harris, James Ford, Rob Kruger

Technical fouls: UC Santa Barbara-None. Wyoming-None.

Attendance: 3373

Score by periods	1st	2nd	Total
UC Santa Barbara	39	37	76
Wyoming	35	31	66

Last FG - UCSB 2nd-00:57, WY 2nd-04:57.
 Largest lead - UCSB by 13 2nd-00:29, WY by 4 1st-04:40.
 UCSB led for 30:35. WY led for 07:50. Game was tied for 01:35.

Points	In	Off	2nd	Fast	Bench
UCSB	Paint	T/O	Chance	Break	
UCSB	24	8	6	5	23
WY	28	14	9	4	12

Score tied - 4 times.
 Lead changed - 12 times.

Game 2: Wyoming 64 at Oregon State 83



Official Basketball Box Score - Game Totals - Final Statistics
Wyoming vs Oregon St.
 11/10/18 12:00 pm at Corvallis, Ore. (Gill Coliseum)



Wyoming 64 • 0-2

#	Player	Total			Rebounds			PF	TP	A	TO	Blk	Stl	Min	
		FG-FGA	3-PT	FT-FTA	Off	Def	Tot								
14	MUELLER, Austin	f	2-6	1-3	3-4	2	0	2	4	8	1	2	1	0	33
22	PORTER, Brandon	f	4-10	1-4	1-3	2	3	5	4	10	0	2	0	2	17
00	HENDRICKS, Jake	g	5-13	4-10	0-0	0	3	3	4	14	0	2	0	0	38
01	JAMES, Justin	g	7-16	0-3	4-6	3	7	10	1	18	4	0	0	0	37
03	REDDING, Nyaires	g	1-1	0-0	0-1	0	1	1	2	2	1	0	0	2	26
02	BANKS, A.J.	g	0-0	0-0	0-0	0	0	0	1	0	0	0	0	0	6
05	JOHNSON, Tariq	g	0-0	0-0	0-2	0	0	0	0	0	0	0	0	0	2
13	TAYLOR, TJ	g	0-0	0-0	0-2	0	0	0	0	0	0	0	0	0	3
24	MALDONADO, Hunter	g	4-9	1-2	1-2	0	2	2	5	10	2	2	0	1	27
34	DUNG, Lwal	g	1-2	0-1	0-0	0	1	1	1	2	1	0	0	0	11
Team						1	2	3							
Totals			24-57	7-23	9-20	8	19	27	22	64	14	12	1	5	200

FG % 1st Half: 12-27 44.4% 2nd half: 12-30 40.0% Game: 24-57 42.1% Deadball Rebounds 6
 3FG % 1st Half: 4-12 33.3% 2nd half: 3-11 27.3% Game: 7-23 30.4%
 FT % 1st Half: 4-9 44.4% 2nd half: 5-11 45.5% Game: 9-20 45.0%

Oregon St. 83 • 2-0

#	Player	Total			Rebounds			PF	TP	A	TO	Blk	Stl	Min	
		FG-FGA	3-PT	FT-FTA	Off	Def	Tot								
03	Tres Tinkle	f	12-18	3-6	1-1	2	9	11	3	28	5	0	1	2	34
04	Alfred Hollins	f	5-10	0-3	6-6	2	6	8	4	16	2	0	1	1	27
23	Gligorije Rakocevic	c	0-2	0-0	1-2	2	1	3	3	1	0	1	0	0	12
01	Stephen Thompson Jr.	g	5-9	2-3	4-4	2	1	3	2	16	4	3	0	2	35
05	Ethan Thompson	g	2-10	0-4	3-3	1	4	5	4	7	4	4	0	1	28
00	Jordan Campbell	g	0-0	0-0	0-0	0	0	0	0	0	0	0	0	0	2
11	Zach Reichle	g	0-3	0-2	1-2	0	0	0	2	1	2	0	0	0	15
13	Antoine Vernon	g	0-0	0-0	0-0	0	2	2	1	0	0	3	0	0	17
14	Jack Wilson	g	0-2	0-0	0-0	1	0	1	1	0	0	0	0	0	2
22	Warren Washington	g	1-1	0-0	0-2	2	1	3	2	2	0	0	0	0	7
24	Kylor Kelley	g	6-8	0-0	0-1	3	5	8	0	12	0	0	4	0	21
Team						0	1	1							
Totals			31-63	5-18	16-21	15	30	45	22	83	17	12	6	6	200

FG % 1st Half: 17-36 47.2% 2nd half: 14-27 51.9% Game: 31-63 49.2% Deadball Rebounds 3
 3FG % 1st Half: 4-12 33.3% 2nd half: 1-6 16.7% Game: 5-18 27.8%
 FT % 1st Half: 3-6 50.0% 2nd half: 13-15 86.7% Game: 16-21 76.2%

Officials: David Hall, Chris Rastattler, Steve Olson

Technical fouls: Wyoming-None. Oregon St.-None.

Attendance: 3931

Score by periods	1st	2nd	Total
Wyoming	32	32	64
Oregon St.	41	42	83

Points	In	Off	2nd	Fast	Bench
WY	Paint	T/O	Chance	Break	
WY	30	9	6	6	12
OSU	46	9	21	7	15

Last FG - WY 2nd-02:40, OSU 2nd-02:48.
 Largest lead - WY by 3 1st-19:45, OSU by 24 2nd-08:56.
 WY led for 01:29. OSU led for 37:22. Game was tied for 01:09.

Score tied - 1 time.
 Lead changed - 3 times.

Game 3: Wyoming 86 Grambling State 78



Official Basketball Box Score - Game Totals - Final Statistics
Grambling State vs Wyoming
 11/14/18 7:05 pm at Laramie, Wyo. (Arena-Auditorium)



Grambling State 78 • 1-1

#	Player	Total			Rebounds			PF	TP	A	TO	Blk	Stl	Min	
		FG-FGA	3-PT	FT-FTA	Off	Def	Tot								
21	PEART, Zavier	f	1-2	0-0	1-2	0	3	3	5	3	0	1	3	0	14
25	JACKSON, DeVante	f	5-6	0-0	2-3	1	3	4	5	12	1	0	2	0	17
01	SMITH, Ivy	g	2-7	1-2	5-6	0	0	0	1	10	3	2	0	1	32
03	POLK-HILLARD, Dallas	g	6-13	0-2	2-2	1	4	5	2	14	1	2	0	0	34
04	GASTON, Anthony	g	3-6	2-4	0-1	1	4	5	1	8	4	3	0	1	27
00	ATHIE, Shaq	g	1-1	0-0	0-0	1	0	1	1	2	0	1	0	0	2
02	RIBEIRO, Nigel	g	1-4	1-2	0-0	1	3	4	3	3	1	0	0	1	19
05	JOHNSON, Lasani	g	2-5	2-3	0-0	1	3	4	2	6	3	1	0	0	17
10	WILKS, Drake	g	0-0	0-0	0-0	0	1	1	0	0	1	0	0	0	5
11	MPOYO, Axel	g	5-8	2-2	1-2	1	1	2	4	13	0	2	2	1	17
22	MOSS, Prince	g	0-1	0-1	0-0	0	0	0	1	0	0	1	0	1	4
24	BUNCH, Travon	g	2-4	0-0	3-7	0	1	1	4	7	1	2	0	0	12
Team						1	2	3							
Totals			28-57	8-16	14-23	8	25	33	29	78	15	15	7	5	200

2018-19 GAME NOTES

Game-by-Game Box Scores

Game 5: Wyoming 66 Boston College 78



Official Basketball Box Score -- Game Totals -- Final Statistics
Wyoming vs Boston College
 11/19/18 9:00 PM at Fort Myers, Fla. (Suncoast Arena)



Wyoming 76 • 1-4

#	Player	Total		3-Ptr		Rebounds			PF	TP	A	TO	Blk	Stl	Min
		FG-FGA	FT-FTA	FG-FGA	FT-FTA	Off	Def	Tot							
00	HENDRICKS, Jake	* 5-8	5-7	7-7	0	0	0	4	22	1	0	0	0	40	
01	JAMES, Justin	* 7-22	2-8	11-18	1	8	9	2	27	3	4	1	0	40	
03	REDDING, Nyaires	* 0-4	0-2	8-8	1	1	2	4	8	4	2	0	0	25	
13	TAYLOR, TJ	* 3-3	1-1	4-5	2	4	6	3	11	1	2	2	0	27	
14	MUELLER, Austin	* 1-1	0-0	0-0	0	5	5	2	0	0	3	1	1	32	
02	BANKS, A.J.	* 0-0	0-0	0-0	0	0	0	0	0	0	0	0	0	3	
05	JOHNSON, Tariq	* 1-1	1-1	0-0	0	1	1	1	3	0	1	0	0	9	
22	PORTER, Brandon	* 0-3	0-1	1-2	0	2	2	2	1	1	0	0	0	6	
34	DUNG, Lwal	* 1-2	0-1	0-1	1	2	3	2	2	0	0	0	0	18	
Team					0	3	3								
Totals		18-44	9-21	31-41	5	26	31	24	76	10	13	4	1	200	

FG % 1st Half: 7-17 41.2% 2nd half: 11-27 40.7% Game: 18-44 40.9%
 3FG % 1st Half: 5-11 45.5% 2nd half: 4-10 40.0% Game: 9-21 42.9%
 FT % 1st Half: 13-19 68.4% 2nd half: 18-22 81.8% Game: 31-41 75.6%

Boston College 88 • 3-1

#	Player	Total		3-Ptr		Rebounds			PF	TP	A	TO	Blk	Stl	Min
		FG-FGA	FT-FTA	FG-FGA	FT-FTA	Off	Def	Tot							
00	BOWMAN, Ky	* 14-22	7-12	3-3	3	4	7	2	38	3	1	0	3	40	
02	WILSON, Avery	* 1-3	0-2	0-0	0	0	0	3	2	2	1	0	1	13	
12	REYES, JohnCarlos	* 6-7	0-0	3-4	0	1	1	5	15	0	0	0	0	19	
25	CHATMAN, Jordan	* 2-13	1-6	2-2	1	2	3	3	7	5	1	1	0	36	
01	MITCHELL, Steffon	* 4-8	0-0	3-8	4	7	11	3	11	4	2	0	3	36	
41	HAMILTON, Jairos	* 1-4	0-0	1-4	2	3	5	4	3	0	1	0	0	19	
04	HERREN Jr., Chris	* 1-2	1-1	2-4	0	0	0	2	5	1	0	0	0	12	
05	TABBS, Wynston	* 1-4	0-2	0-0	1	3	4	5	2	3	1	0	0	9	
10	MEZNIKS, Ervins	* 0-0	0-0	0-0	0	0	0	0	0	0	0	0	0	2	
11	BAKER Jr., Vin	* 2-4	1-3	0-0	1	2	3	1	5	1	1	0	0	14	
Team					3	4	7								
Totals		32-67	10-26	14-25	15	26	41	28	88	19	8	1	7	200	

FG % 1st Half: 18-37 48.6% 2nd half: 14-30 46.7% Game: 32-67 47.8%
 3FG % 1st Half: 6-15 40.0% 2nd half: 4-11 36.4% Game: 10-26 38.5%
 FT % 1st Half: 6-10 60.0% 2nd half: 8-15 53.3% Game: 14-25 56.0%

Officials: R Dick Cartmell, U1 Shawn Leigh, Donn Berdahl
 Technical fouls: Wyoming-None. Boston College-None.
 Attendance: 975

Score by periods	1st	2nd	Total
Wyoming	32	44	76
Boston College	48	40	88

Points	In	Off	2nd	Fast	Bench
WY	Paint	T/O	Chance	Break	
WY	14	8	9	2	6
BC	34	20	16	8	15

Last FG - WY 2nd-00:38, BC 2nd-00:36.
 Largest lead - WY by 4 1st-14:58, BC by 22 2nd-17:27.
 WY led for 03:41. BC led for 32:46. Game was tied for 03:33.

Score tied - 5 times.
 Lead changed - 9 times.

Game 6: Wyoming 68 Richmond 66



Official Basketball Box Score -- Game Totals -- Final Statistics
Richmond vs Wyoming
 11/21/18 5:00 PM at Fort Myers Fla. (Suncoast Arena)



Richmond 66 • 2-4

#	Player	Total		3-Ptr		Rebounds			PF	TP	A	TO	Blk	Stl	Min
		FG-FGA	FT-FTA	FG-FGA	FT-FTA	Off	Def	Tot							
00	Gilyard, Jacob	* 1-5	1-4	0-0	0	1	1	0	3	6	0	0	1	30	
04	Cayo, Nathan	* 0-3	0-1	3-4	0	2	2	4	3	1	1	2	0	18	
05	Sherod, Nick	* 4-10	0-1	1-1	0	9	9	1	9	7	1	0	1	40	
11	Wojcik, Jake	* 5-10	5-9	0-0	0	3	3	3	15	3	0	0	0	38	
33	Golden, Grant	* 16-24	1-4	0-0	2	7	9	3	33	2	3	2	1	39	
22	Gustavson, Andre	* 0-0	0-0	0-0	0	1	1	0	0	0	0	0	0	1	
24	Yates, Noah	* 0-3	0-2	0-0	0	2	2	0	0	0	1	0	0	12	
30	Oddo, Keith	* 0-0	0-0	0-0	0	0	0	1	0	0	0	0	0	3	
32	Johnson, Julius	* 1-3	1-1	0-0	0	3	3	2	3	2	1	0	0	19	
Team					1	2	3								
Totals		27-58	8-22	4-5	3	30	33	14	66	21	7	4	3	200	

FG % 1st Half: 15-29 51.7% 2nd half: 12-29 41.4% Game: 27-58 46.6%
 3FG % 1st Half: 4-12 33.3% 2nd half: 4-10 40.0% Game: 8-22 36.4%
 FT % 1st Half: 1-1 100.0 2nd half: 3-4 75.0% Game: 4-5 80.0%

Wyoming 68 • 2-4

#	Player	Total		3-Ptr		Rebounds			PF	TP	A	TO	Blk	Stl	Min
		FG-FGA	FT-FTA	FG-FGA	FT-FTA	Off	Def	Tot							
00	HENDRICKS, Jake	* 3-6	3-5	1-3	0	6	6	4	10	2	1	0	1	38	
01	JAMES, Justin	* 11-22	1-5	6-6	1	4	5	0	29	4	1	0	2	38	
03	REDDING, Nyaires	* 2-6	1-3	0-0	0	2	2	1	5	1	0	0	0	23	
13	TAYLOR, TJ	* 2-2	0-0	0-0	0	3	3	0	4	0	2	1	0	21	
14	MUELLER, Austin	* 1-3	0-0	0-0	0	4	4	2	2	0	0	1	0	37	
02	BANKS, A.J.	* 0-0	0-0	0-0	0	0	0	0	0	1	0	0	0	2	
24	MALDONADO, Hunter	* 5-15	2-5	3-6	2	6	8	1	15	1	1	1	1	35	
34	DUNG, Lwal	* 1-1	0-0	1-2	0	0	0	0	3	0	1	1	0	6	
Team					2	3	5								
Totals		25-55	7-18	11-17	5	28	33	8	68	9	6	3	4	200	

FG % 1st Half: 10-23 43.5% 2nd half: 15-32 46.9% Game: 25-55 45.5%
 3FG % 1st Half: 2-7 28.6% 2nd half: 5-11 45.5% Game: 7-18 38.9%
 FT % 1st Half: 5-9 55.6% 2nd half: 6-8 75.0% Game: 11-17 64.7%

Officials: Greg Nixon, Donn Berdahl, Rick Batsell
 Technical fouls: Richmond-None. Wyoming-None.
 Attendance: 1250

Score by periods	1st	2nd	Total
Richmond	35	31	66
Wyoming	27	41	68

Points	In	Off	2nd	Fast	Bench
RICH	Paint	T/O	Chance	Break	
RICH	26	4	4	2	3
WY	28	10	5	6	18

Last FG - RICH 2nd-02:41, WY 2nd-00:31.
 Largest lead - RICH by 11 2nd-17:26, WY by 5 2nd-09:06.
 RICH led for 25:30. WY led for 08:23. Game was tied for 06:07.

Score tied - 8 times.
 Lead changed - 4 times.

Game 7: Wyoming 78 vs. Evansville 86



Official Basketball Box Score -- Game Totals -- Final Statistics
Wyoming vs Evansville
 11/28/18 6 p.m. at Ford Center, Evansville, Ind.



Wyoming 78 • 2-5

#	Player	Total		3-Ptr		Rebounds			PF	TP	A	TO	Blk	Stl	Min
		FG-FGA	FT-FTA	FG-FGA	FT-FTA	Off	Def	Tot							
13	TAYLOR, TJ	f 3-7	1-3	1-2	0	4	4	3	8	0	2	0	0	31	
14	MUELLER, Austin	f 2-2	1-1	2-2	0	4	4	5	7	0	1	0	0	26	
00	HENDRICKS, Jake	g 1-7	0-6	2-2	0	4	4	5	4	0	0	0	0	30	
01	JAMES, Justin	g 11-24	1-4	11-14	2	18	20	3	34	4	4	0	2	36	
03	REDDING, Nyaires	g 3-6	0-0	3-3	1	2	3	3	9	3	5	1	0	34	
02	BANKS, A.J.	g 0-0	0-0	0-0	0	0	0	0	0	0	0	0	0	3	
05	JOHNSON, Tariq	g 0-3	0-2	1-2	0	1	1	2	1	0	0	0	0	17	
22	THOMPSON, Hunter	g 6-10	1-3	2-2	0	4	4	5	15	0	3	0	1	20	
10	PORTER, Brandon	g 0-0	0-0	0-0	0	0	0	2	0	0	1	0	0	2	
34	DUNG, Lwal	g 0-0	0-0	0-0	0	1	1	0	0	0	0	0	0	2	
Team					1	0	1								
Totals		26-59	4-19	22-27	4	38	42	28	78	7	16	1	3	200	

FG % 1st Half: 7-27 25.9% 2nd half: 19-32 59.4% Game: 26-59 44.1%
 3FG % 1st Half: 1-10 10.0% 2nd half: 3-9 33.3% Game: 4-19 21.1%
 FT % 1st Half: 9-11 81.8% 2nd half: 13-16 81.3% Game: 22-27 81.5%

Evansville 86 • 3-3

#	Player	Total		3-Ptr		Rebounds			PF	TP	A	TO	Blk	Stl	Min
		FG-FGA	FT-FTA	FG-FGA	FT-FTA	Off	Def	Tot							
10	Kuhlman, Evan	f 1-4	0-1	0-0	0	3	3	2	2	2	1	0	0	25	
35	Hall, John	f 8-15	2-7	3-5	1	10	11	0	21	1	1	1	2	33	
01	Hill, Marty	g 1-2	0-0	0-0	0	4	4	3	2	4	1	0	0	20	
21	Feehan, Shea	g 1-4	1-3	4-4	2	3	5	5	7	2	1	0	0	25	
33	Riley, K.J.	g 3-11	0-4	4-4	1	1	2	3	10	2	3	0	1	21	
03	Newton, Jawaun	g													

2018-19 GAME NOTES

Game-by-Game Box Scores

Game 9: Wyoming 73 South Carolina 64

Official Basketball Box Score -- Game Totals -- Final Statistics

South Carolina vs Wyoming
12/05/18 7:06 pm at

South Carolina 64 • 4-4

#	Player	Total		3-Ptr		Rebounds			PF	TP	A	TO	Blk	Stl	Min
		FG-FGA	FT-FTA	FG-FGA	FT-FTA	Off	Def	Tot							
21	KOTSAR, Maik	f	3-6	0-1	0-0	1	4	5	4	6	1	0	0	0	17
24	BRYANT, Keyshawn	f	2-7	0-1	2-2	0	4	4	5	6	1	0	1	0	16
30	SILVA, Chris	f	3-14	0-2	5-8	3	5	8	2	11	2	1	3	3	36
00	LAWSON, A.J.	g	5-16	2-9	3-3	2	7	9	2	15	1	6	1	1	31
01	MOSS, T.J.	g	3-7	1-4	0-0	0	2	2	2	7	4	4	0	0	32
02	GRAVETT, Hassani	g	0-2	0-1	2-2	0	1	1	1	2	2	2	0	0	18
04	CAMPBELL, Tre	g	1-3	0-2	3-3	1	4	5	2	5	1	0	0	2	19
13	HAASE, Felipe	g	3-8	0-0	2-2	0	2	2	3	8	1	2	0	0	25
20	FRINK, Alanzo	g	2-3	0-0	0-0	1	0	1	2	4	0	1	0	0	6
Team						6	0	6							
Totals			22-66	3-20	17-20	14	29	43	23	64	13	16	5	6	200

FG % 1st Half: 13-35 37.1% 2nd half: 9-31 29.0% Game: 22-66 33.3%
3FG % 1st Half: 2-14 14.3% 2nd half: 1-6 16.7% Game: 3-20 15.0%
FT % 1st Half: 9-11 81.8% 2nd half: 8-9 88.9% Game: 17-20 85.0%

Deadball Rebounds 3

Wyoming 73 • 3-6

#	Player	Total		3-Ptr		Rebounds			PF	TP	A	TO	Blk	Stl	Min
		FG-FGA	FT-FTA	FG-FGA	FT-FTA	Off	Def	Tot							
10	THOMPSON, Hunter	f	2-10	1-5	1-1	0	4	4	5	6	3	3	1	0	30
00	HENDRICKS, Jake	g	5-8	5-8	1-2	0	3	3	1	16	0	0	0	2	34
01	JAMES, Justin	g	6-10	2-2	6-6	0	12	12	3	20	5	5	0	1	31
03	REDDING, Nyaires	g	1-2	0-0	7-8	0	1	1	0	9	0	0	0	0	25
24	MALDONADO, Hunter	g	3-11	2-4	1-3	0	5	5	3	9	4	3	1	3	37
02	BANKS, A.J.	g	0-1	0-0	0-0	0	0	0	0	0	1	0	0	0	6
13	TAYLOR, TJ	g	3-4	0-0	5-8	0	4	4	3	11	1	2	0	1	29
22	PORTER, Brandon	g	1-2	0-1	0-0	0	0	0	5	2	0	1	0	0	8
Team						1	1	2							
Totals			21-48	10-20	21-28	1	30	31	20	73	14	14	2	7	200

FG % 1st Half: 10-23 43.5% 2nd half: 11-25 44.0% Game: 21-48 43.8%
3FG % 1st Half: 5-9 55.6% 2nd half: 5-11 45.5% Game: 10-20 50.0%
FT % 1st Half: 8-11 72.7% 2nd half: 13-17 76.5% Game: 21-28 75.0%

Deadball Rebounds 4

Officials: Eric Curry, Gerry Pollard, Chuck Jones
Technical fouls: South Carolina-None. Wyoming-PORTER, Brandon.
Attendance: 3657

Score by periods	1st	2nd	Total
South Carolina	37	27	64
Wyoming	33	40	73

Points	In	Off	2nd	Fast	Bench
SC	Paint	T/O	Chance	Break	
SC	26	13	8	6	19
WY	18	15	2	2	13

Last FG - SC 2nd-01:14, WY 2nd-02:07.
Largest lead - SC by 9 1st-11:55, WY by 12 2nd-11:00.
SC led for 22:18. WY led for 16:07. Game was tied for 01:35.

Score tied - 0 times.
Lead changed - 1 time.

Game 10: Wyoming 87 vs. Denver 90 OT

Official Basketball Box Score -- Game Totals -- Final Statistics

Denver vs Wyoming
12/11/18 7:05 pm at Laramie, Wyo. (Arena-Auditorium)

Denver 90 • 4-7

#	Player	Total		3-Ptr		Rebounds			PF	TP	A	TO	Blk	Stl	Min
		FG-FGA	FT-FTA	FG-FGA	FT-FTA	Off	Def	Tot							
14	Tory Stewart-Miller	f	4-5	0-0	2-2	1	7	8	5	10	0	2	0	1	31
25	Ronnie Harrell Jr.	f	5-16	1-5	4-4	2	3	5	3	15	2	6	0	2	36
00	Ade Murkey	g	7-13	2-6	1-1	0	0	0	5	17	3	3	0	1	32
02	Joe Rosga	g	6-14	3-7	7-7	1	3	4	1	22	2	3	0	2	41
04	Taelyr Gatlin	g	4-5	1-2	0-0	1	2	3	0	9	1	2	0	0	14
05	Elvin Rodriguez	g	0-2	0-1	0-0	0	2	2	2	0	2	2	0	1	11
10	Joseph Lanzi	g	2-3	1-1	0-0	0	3	3	1	5	2	0	0	0	21
12	Alperen Kurnaz	g	1-2	1-1	0-0	0	1	1	0	3	0	0	0	0	5
30	Donoven Carlisle	g	3-4	0-0	0-0	1	5	6	2	6	2	1	0	0	21
23	Abiola Akintola	g	1-2	0-0	1-1	4	2	6	1	3	0	0	0	0	13
Team						3	3	6							
Totals			33-66	9-23	15-15	13	31	44	20	90	14	20	0	7	225

FG % 1st Half: 19-35 54.3% 2nd half: 10-25 40.0% OT: 4-6 66.7% Game: 33-66 50.0%
3FG % 1st Half: 7-16 43.8% 2nd half: 2-7 28.6% OT: 0-0 0.0% Game: 9-23 39.1%
FT % 1st Half: 3-3 100.0 2nd half: 2-2 100.0 OT: 10-10 100.0 Game: 15-15 100.0

Deadball Rebounds 0

Wyoming 87 • 3-7

#	Player	Total		3-Ptr		Rebounds			PF	TP	A	TO	Blk	Stl	Min
		FG-FGA	FT-FTA	FG-FGA	FT-FTA	Off	Def	Tot							
10	THOMPSON, Hunter	f	6-12	1-5	2-2	0	1	1	4	15	2	4	0	0	37
00	HENDRICKS, Jake	g	10-15	7-11	0-2	0	2	2	3	27	2	1	0	4	43
01	JAMES, Justin	g	9-21	1-4	7-10	1	7	8	1	26	5	3	0	2	45
13	TAYLOR, TJ	g	1-1	0-0	2-2	0	1	1	2	4	0	1	1	2	32
24	MALDONADO, Hunter	g	4-7	1-2	1-2	1	3	4	1	10	2	1	0	1	27
02	BANKS, A.J.	g	1-4	0-0	0-0	1	2	3	2	0	0	0	1	30	
05	JOHNSON, Tariq	g	0-0	0-0	0-0	0	0	0	0	0	0	0	0	0	1
22	PORTER, Brandon	g	1-1	1-1	0-0	0	1	1	2	3	0	2	1	1	10
Team						0	3	3							
Totals			32-61	11-23	12-18	3	20	23	16	87	11	12	2	11	225

FG % 1st Half: 16-27 59.3% 2nd half: 12-26 46.2% OT: 4-8 50.0% Game: 32-61 52.5%
3FG % 1st Half: 6-11 54.5% 2nd half: 3-8 37.5% OT: 2-4 50.0% Game: 11-23 47.8%
FT % 1st Half: 1-3 33.3% 2nd half: 6-9 66.7% OT: 5-6 83.3% Game: 15-15 100.0

Deadball Rebounds 1

Officials: Randy McCall, David Hall, Steve Olson
Technical fouls: Denver-Joseph Lanzi. Wyoming-None.
Attendance: 3422

Score by periods	1st	2nd	OT	Total
Denver	48	24	18	90
Wyoming	39	33	15	87

Points	In	Off	2nd	Fast	Bench
SC	Paint	T/O	Chance	Break	
SC	34	12	14	10	17
WY	32	24	4	11	5

Last FG - DEN OT-00:21, WY OT-00:01.
Largest lead - DEN by 14 2nd-18:09, WY by 10 1st-14:46.
DEN led for 31:53. WY led for 10:25. Game was tied for 02:42.

Score tied - 5 times.
Lead changed - 7 times.

Game 11: Wyoming 53 vs. ETSU 76

Official Basketball Box Score -- Game Totals -- Final Statistics

Wyoming vs ETSU
12/21/18 5 p.m. MT at El Paso, Texas (Don Haskins Center)

Wyoming 53 • 3-8

#	Player	Total		3-Ptr		Rebounds			PF	TP	A	TO	Blk	Stl	Min
		FG-FGA	FT-FTA	FG-FGA	FT-FTA	Off	Def	Tot							
10	THOMPSON, Hunter	f	8-9	7-8	2-3	0	2	2	4	25	0	2	0	2	30
13	TAYLOR, TJ	f	2-7	0-1	3-5	3	5	8	1	7	1	2	0	0	33
33	NAUGHTON, Jordan	f	0-2	0-0	2-2	0	1	1	2	2	0	2	1	0	14
00	HENDRICKS, Jake	g	2-7	2-6	0-0	0	4	4	3	6	2	1	0	0	40
01	JAMES, Justin	g	3-21	0-4	2-6	0	8	8	3	8	6	10	0	3	40
02	BANKS, A.J.	g	0-2	0-0	1-2	1	3	4	1	1	1	0	1	1	22
05	JOHNSON, Tariq	g	0-0	0-0	2-2	0	0	0	1	2	0	1	0	0	7
22	PORTER, Brandon	g	1-4	0-3	0-0	1	2	3	1	2	0	4	0	0	14
Team						2	2	4							
Totals			16-52	9-22	12-20	7	27	34	16	53	10	23	2	6	200

FG % 1st Half: 1-26 3.8% 2nd half: 15-26 57.7% Game: 16-52 30.8%
3FG % 1st Half: 1-11 9.1% 2nd half: 8-11 72.7% Game: 9-22 40.9%
FT % 1st Half: 8-10 80.0% 2nd half: 4-10 40.0% Game: 12-20 60.0%

Deadball Rebounds 3

ETSU 76 • 9-4

#	Player	Total		3-Ptr		Rebounds			PF	TP	A	TO	Blk	Stl	Min
		FG-FGA	FT-FTA	FG-FGA	FT-FTA	Off	Def	Tot							
11	Jeromy Rodriguez	f	6-13	0-0	0-0	5	9	14	3	12	2	0	2	0	29
25	Lucas N'Guessan	c	2-2	0-0	2-4	0	2	2	5	6	0	3	1	0	9
03	Bo Hodges	g	5-7	0-0	1-2	2	3	5	3	11	3	3	1	1	28
04	Daivien Williamson	g	4-10	0-3	0-1	1	5	6	1	8	5	3	0	1	30
10	Patrick Good	g	4-7	4-7	0-0	1	5	6	2	12					

2018-19 GAME NOTES

Game-by-Game Box Scores

Game 13: Wyoming 65 Dixie State 63

Official Basketball Box Score -- Game Totals -- Final Statistics
Dixie State vs Wyoming
 12/29/18 4:05 pm at Laramie, Wyo. (Arena-Auditorium)



Dixie State 63 • 4-5

#	Player	Total		3-Ptr		Rebounds			PF	TP	A	TO	Blk	Stl	Min
		FG-FGA	FT-FTA	FG-FGA	FT-FTA	Off	Def	Tot							
22	Matt Conway	f	1-8	0-5	0-0	0	8	8	5	2	1	1	0	0	26
30	Dub Price	f	1-6	0-1	2-2	2	0	2	3	4	1	2	0	3	22
12	Zach Frampton	g	3-6	1-3	0-0	1	2	3	3	7	1	2	0	3	33
14	Dason Youngblood	g	1-5	0-1	2-2	1	4	5	0	4	2	0	0	0	24
44	Wade Miller	g	6-16	6-13	0-0	1	3	4	0	18	0	1	0	0	30
20	Andre Wilson	g	2-4	2-4	4-6	0	0	0	4	12	4	1	0	1	17
32	Quincy Mathews	g	1-2	0-0	4-6	2	2	4	4	6	1	0	1	0	18
42	Cameron Chatwin	g	2-4	0-2	2-3	0	3	3	2	6	0	1	0	2	16
54	Julien Ducree	g	2-4	0-0	2-2	1	1	2	5	4	1	1	1	1	14
Team					2		1		3						
Totals			19-55	9-29	16-21	10	24	34	26	63	11	9	2	10	200

FG % 1st Half: 10-28 35.7% 2nd half: 9-27 33.3% Game: 19-55 34.5% Deadball Rebounds 2
 3FG % 1st Half: 4-15 26.7% 2nd half: 5-14 35.7% Game: 9-29 31.0%
 FT % 1st Half: 6-6 100.0 2nd half: 10-15 66.7% Game: 16-21 76.2%

Wyoming 65 • 4-9

#	Player	Total		3-Ptr		Rebounds			PF	TP	A	TO	Blk	Stl	Min
		FG-FGA	FT-FTA	FG-FGA	FT-FTA	Off	Def	Tot							
10	THOMPSON, Hunter	f	2-8	1-6	1-2	0	6	6	4	6	1	1	1	0	28
33	NAUGHTON, Jordan	f	2-5	0-1	8-11	2	2	4	3	12	0	2	2	0	25
01	JAMES, Justin	g	4-11	1-6	7-10	1	7	8	1	16	4	3	1	2	38
02	BANKS, A.J.	g	1-3	0-0	2-2	1	6	7	2	4	1	3	0	0	33
11	YOUNG, Trace	g	6-10	4-7	0-0	1	5	6	3	16	1	1	0	1	31
13	TAYLOR, TJ	g	2-5	0-1	4-4	0	2	2	3	8	2	4	0	1	26
22	PORTER, Brandon	g	1-1	1-1	0-0	0	0	0	3	3	0	2	0	0	19
Team					1		2		1						
Totals			18-43	7-22	22-29	6	29	35	19	65	9	16	4	4	200

FG % 1st Half: 10-23 43.5% 2nd half: 8-20 40.0% Game: 18-43 41.9% Deadball Rebounds 2
 3FG % 1st Half: 4-11 36.4% 2nd half: 3-11 27.3% Game: 7-22 31.8%
 FT % 1st Half: 6-7 85.7% 2nd half: 16-22 72.7% Game: 22-29 75.9%

Officials: Eric Curry, Mike O'Neill, Kerby Sitton
 Technical fouls: Dixie State-None. Wyoming-TEAM.
 Attendance: 3626

Score by periods	1st	2nd	Total
Dixie State	30	33	63
Wyoming	30	35	65

Points	In	Off	2nd	Fast	Bench
DSMB	Paint	T/O	Chance	Break	
WY	10	13	3	6	28
	18	10	12	2	11

Last FG - DSMB 2nd-02:18, WY 2nd-00:01.
 Largest lead - DSMB by 5 1st-03:30, WY by 9 2nd-16:04.
 DSMB led for 07:00, WY led for 22:28. Game was tied for 10:32.

Score tied - 11 times.
 Lead changed - 12 times.

Game 14: Wyoming 55 vs. Boise State 69

Official Basketball Box Score -- Game Totals -- Final Statistics
Boise State vs Wyoming
 01/02/19 7:06 pm at Laramie, Wyo. (Arena-Auditorium)



Boise State 69 • 6-8, 1-0 MW

#	Player	Total		3-Ptr		Rebounds			PF	TP	A	TO	Blk	Stl	Min
		FG-FGA	FT-FTA	FG-FGA	FT-FTA	Off	Def	Tot							
11	HANEY, Zach	f	1-5	0-0	2-2	0	1	1	1	4	0	0	0	1	13
00	DICKINSON, Marcus	g	1-7	1-6	0-0	1	1	2	2	3	2	0	0	1	35
03	JESSUP, Justinian	g	4-8	4-7	2-2	0	3	3	5	14	1	1	0	2	34
23	WILLIAMS, RJ	g	3-5	0-2	1-2	2	2	4	1	7	0	0	0	0	8
34	HOBBS, Alex	g	7-14	2-5	1-1	2	5	7	0	17	6	0	0	2	36
05	HARWELL, Malek	g	0-2	0-2	0-0	0	1	1	2	0	1	0	0	1	7
13	DEMBLEY, Pat	g	4-8	1-3	0-1	2	2	4	0	9	0	3	0	0	18
21	ALSTON, Derrick	g	5-8	0-1	0-0	1	2	3	5	10	1	0	0	0	22
33	WACKER, David	g	0-2	0-0	5-7	2	5	7	3	5	2	2	2	1	27
Team					1		0		1						
Totals			25-59	8-26	11-15	11	22	33	19	69	13	6	2	8	200

FG % 1st Half: 12-29 41.4% 2nd half: 13-30 43.3% Game: 25-59 42.4% Deadball Rebounds 2
 3FG % 1st Half: 5-16 31.3% 2nd half: 3-10 30.0% Game: 8-26 30.8%
 FT % 1st Half: 4-7 57.1% 2nd half: 7-8 87.5% Game: 11-15 73.3%

Wyoming 55 • 4-10, 0-1 MW

#	Player	Total		3-Ptr		Rebounds			PF	TP	A	TO	Blk	Stl	Min
		FG-FGA	FT-FTA	FG-FGA	FT-FTA	Off	Def	Tot							
10	THOMPSON, Hunter	f	1-6	1-3	3-5	1	2	3	4	6	0	1	0	0	27
11	YOUNG, Trace	f	6-8	3-4	1-1	0	3	3	1	16	0	2	0	0	36
33	NAUGHTON, Jordan	f	2-4	0-0	6-6	0	2	2	1	10	1	1	0	0	28
01	JAMES, Justin	g	1-14	1-5	4-4	1	13	14	3	7	3	6	0	2	40
02	BANKS, A.J.	g	2-2	0-0	4-4	0	1	1	2	8	2	3	0	0	35
13	TAYLOR, TJ	g	1-3	0-2	2-2	1	0	1	3	4	0	1	0	0	20
22	PORTER, Brandon	g	1-3	1-2	1-2	1	0	1	1	4	1	1	0	0	14
Team					1		4		5						
Totals			14-40	6-16	21-24	5	25	30	15	55	7	15	0	2	200

FG % 1st Half: 6-21 28.6% 2nd half: 8-19 42.1% Game: 14-40 35.0% Deadball Rebounds 2
 3FG % 1st Half: 3-9 33.3% 2nd half: 3-7 42.9% Game: 6-16 37.5%
 FT % 1st Half: 7-8 87.5% 2nd half: 14-16 87.5% Game: 21-24 87.5%

Officials: Chris Rastatter, Kipp Kissinger, Larry Spaulding
 Technical fouls: Boise State-None. Wyoming-None.
 Attendance: 3395

Score by periods	1st	2nd	Total
Boise State	33	36	69
Wyoming	22	33	55

Points	In	Off	2nd	Fast	Bench
BSU	Paint	T/O	Chance	Break	
WY	14	17	12	4	24
	24	9	3	0	8

Last FG - BSU 2nd-02:56, WY 2nd-03:15.
 Largest lead - BSU by 22 2nd-06:37, WY by 1 1st-16:19.
 BSU led for 34:26, WY led for 01:50. Game was tied for 03:15.

Score tied - 0 times.
 Lead changed - 6 times.

Game 15: Wyoming 56 at UNLV 68

Official Basketball Box Score -- Game Totals -- Final Statistics
Wyoming vs UNLV
 01/05/19 7:00 PM at Tarkenton Court, Thomas & Mack Center



Wyoming 56 • 4-11, 0-2

#	Player	Total		3-Ptr		Rebounds			PF	TP	A	TO	Blk	Stl	Min
		FG-FGA	FT-FTA	FG-FGA	FT-FTA	Off	Def	Tot							
10	THOMPSON, Hunter	f	6-13	3-6	2-2	0	6	6	4	17	0	4	1	0	33
33	NAUGHTON, Jordan	f	1-3	0-0	1-1	2	1	3	2	3	0	1	0	0	18
01	JAMES, Justin	g	5-16	0-2	5-6	1	6	7	3	15	4	5	0	2	40
02	BANKS, A.J.	g	4-8	0-3	1-2	1	5	6	2	9	0	4	2	3	40
11	YOUNG, Trace	g	4-6	2-3	0-2	1	7	8	0	10	0	3	0	1	33
13	TAYLOR, TJ	g	0-3	0-1	2-4	1	0	1	3	2	0	0	1	0	29
22	PORTER, Brandon	g	0-0	0-0	0-0	0	0	0	3	0	0	0	0	0	7
Team					2		4		1						
Totals			20-49	5-15	11-17	8	27	35	17	56	4	18	4	6	200

FG % 1st Half: 11-22 50.0% 2nd half: 9-27 33.3% Game: 20-49 40.8% Deadball Rebounds 2
 3FG % 1st Half: 3-6 50.0% 2nd half: 2-9 22.2% Game: 5-15 33.3%
 FT % 1st Half: 7-11 63.6% 2nd half: 4-6 66.7% Game: 11-17 64.7%

UNLV 68 • 8-6, 2-0

#	Player	Total		3-Ptr		Rebounds			PF	TP	A	TO	Blk	Stl	Min
		FG-FGA	FT-FTA	FG-FGA	FT-FTA	Off	Def	Tot							
24	NTAMBWE, Joel	f	11-17	3-5	6-7	2	8	10	3	31	1	2	1	1	37
30	T. TCHATCHOUA, Jonat	f	2-3	0-0	0-0	2	4	6	3	4	0	0	2	2	25
0	CLYBURN, Kris	g	1-10	1-6	6-8	2	3	5	2	9	0	3	0	0	34
03	HARDY, Amauri	g	1-9	1-5	1-2	0	3	3	2	4	8	2	0	2	31
05	ROBOTHAM, Noah	g	2-9	1-5	3-4	1	1	2	2	8	2	0	1	1	36
13	HAMILTON, Bryce	g	1-2	1-2	0-0	0	1	1	0	3	0	0	1	0	10
14	BECK, Tervell	g	3-5	0-1	0-0	0	1	1	0	6	1	1	0	1	10
22	WOODBURY, Trey	g	1-1	1-1	0-0	0	0	0	0	3	1	0	0	1	4
31	COLEMAN, Marvin	g	0-0	0-0	0-0	0	1	1	1	0	0	0	0	0	4
34	DIONG, Mbacke	g	0-1	0-0	0-0	2	3	5							

2018-19 GAME NOTES

Game-by-Game Box Scores

Game 17: Wyoming 55 Utah State 71



Official Basketball Box Score -- Game Totals -- Final Statistics
Utah State vs Wyoming
 01/12/19 4:05 pm at Laramie, Wyo. (Arena-Auditorium)



Utah State 71 • 12-5, 2-2 MW

#	Player	Total		3-Ptr		Rebounds			PF	TP	A	TO	Blk	Stl	Min
		FG-FGA	FG-FGA	FG-FGA	FT-FTA	Off	Def	Tot							
10	TAYLOR, Quinn	f	3-8	1-3	0-0	1	3	4	1	7	4	0	0	1	25
23	QUETA, Neemias	c	6-7	0-0	2-5	1	4	5	1	14	0	0	2	0	26
04	AINGE, Crew	g	0-3	0-3	0-0	0	2	2	0	0	0	0	0	0	5
05	MERRILL, Sam	g	8-14	2-6	4-6	1	7	8	4	22	4	1	0	0	38
22	MILLER, Brock	g	1-6	1-4	0-0	2	1	3	1	3	2	1	0	0	35
01	KNIGHT, Tauriawn	g	0-0	0-0	2-2	0	1	1	0	2	0	0	0	0	4
02	BROWN JR., Dwayne	g	6-8	1-2	0-1	2	4	6	2	13	0	1	0	0	22
12	BEAN, Justin	g	0-2	0-0	0-0	0	2	2	0	0	0	0	1	0	7
15	PORTER, Abel	g	0-3	0-2	0-0	0	1	1	4	0	1	2	0	0	11
24	BRITO, Diogo	g	3-6	2-4	2-3	1	2	3	3	10	2	2	0	3	27
Team						2	3	5							
Totals			27-57	7-24	10-17	10	30	40	16	71	13	7	3	4	200

FG % 1st Half: 13-33 39.4% 2nd half: 14-24 58.3% Game: 27-57 47.4%
 3FG % 1st Half: 4-15 26.7% 2nd half: 3-9 33.3% Game: 7-24 29.2%
 FT % 1st Half: 2-4 50.0% 2nd half: 8-13 61.5% Game: 10-17 58.8%

Wyoming 55 • 4-13, 0-4 MW

#	Player	Total		3-Ptr		Rebounds			PF	TP	A	TO	Blk	Stl	Min
		FG-FGA	FG-FGA	FG-FGA	FT-FTA	Off	Def	Tot							
10	THOMPSON, Hunter	f	1-5	1-3	2-4	0	2	2	2	5	2	0	0	0	35
11	YOUNG, Trace	f	0-4	0-3	0-0	0	7	7	1	0	0	2	0	0	31
01	JAMES, Justin	g	10-21	2-5	5-8	1	9	10	2	27	2	3	2	0	40-
02	BANKS, A.J.	g	2-4	0-1	1-1	0	3	3	2	5	2	1	0	0	31
13	TAYLOR, TJ	g	5-10	4-6	0-0	0	3	3	4	14	1	1	0	1	37
22	PORTER, Brandon	g	0-1	0-1	0-0	0	1	1	0	0	0	1	0	0	6
33	NAUGHTON, Jordan	g	2-4	0-0	0-0	0	0	0	1	4	0	0	2	0	10
55	FORNSTROM, Haize	g	0-1	0-1	0-0	0	0	0	2	0	0	0	0	1	10
Team						2	1	3							
Totals			20-50	7-20	8-13	3	26	29	15	55	7	9	4	2	200

FG % 1st Half: 10-29 34.5% 2nd half: 10-21 47.6% Game: 20-50 40.0%
 3FG % 1st Half: 3-11 27.3% 2nd half: 4-9 44.4% Game: 7-20 35.0%
 FT % 1st Half: 2-3 66.7% 2nd half: 6-10 60.0% Game: 8-13 61.5%

Officials: Kevin Brill, Glen Mayberry, Brad Ferrie
 Technical fouls: Utah State-None, Wyoming-None.
 Attendance: 3426

Score by periods	1st	2nd	Total
Utah State	32	39	71
Wyoming	25	30	55

Points	In	Off	2nd	Fast	Bench
USU	Paint	T/O	Chance	Break	
36	11	8	0	25	5
WY	16	6	5	0	4

Last FG - USU 2nd-02:09, WY 2nd-03:16.
 Largest lead - USU by 18 2nd-04:24, WY by 8 1st-15:04.
 USU led for 22:59, WY led for 14:15. Game was tied for 02:46.

Score tied - 3 times.
 Lead changed - 2 times.

Game 19: Wyoming 59 vs. San José State 46



Official Basketball Box Score -- Game Totals -- Final Statistics
San Jose State vs Wyoming
 01/23/19 7:05 pm at Laramie, Wyo. (Arena-Auditorium)



San Jose State 46 • 3-15, 0-6 MW

#	Player	Total		3-Ptr		Rebounds			PF	TP	A	TO	Blk	Stl	Min
		FG-FGA	FG-FGA	FG-FGA	FT-FTA	Off	Def	Tot							
01	STEADMAN, Michael	f	5-13	0-0	1-2	4	4	8	3	11	0	1	0	1	36
41	CHASTAIN, Ashtin	c	3-5	0-0	1-4	2	2	4	0	7	0	4	0	1	23
04	CHAPPELL, Zach	g	0-2	0-1	0-0	0	1	1	0	0	0	1	0	0	6
20	BAUMANN, Noah	g	3-12	2-9	0-0	2	2	4	2	8	1	3	0	1	30
44	SMITH, Trey	g	0-2	0-1	0-0	0	0	0	0	0	0	1	0	1	6
02	IVEY, Brae	g	1-3	1-3	1-2	0	3	3	3	4	2	1	0	0	14
10	NICHOLS, Isaiah	g	2-6	1-4	3-4	4	0	4	2	8	3	1	0	1	22
11	ANIGWE, Christian	g	0-1	0-0	0-0	0	1	1	0	0	0	0	0	0	9
23	KNIGHT, Seneca	g	0-1	0-1	1-2	0	1	1	1	1	2	0	0	0	21
25	LECESNE, Craig	g	3-6	1-1	0-0	2	3	5	3	7	4	4	0	2	28
33	RODRIGUEZ-FLORES, B	g	0-1	0-1	0-0	0	0	0	0	0	0	0	0	0	5
Team						1	1	2							
Totals			17-52	5-21	7-14	15	18	33	14	46	12	16	0	7	200

FG % 1st Half: 9-29 31.0% 2nd half: 8-23 34.8% Game: 17-52 32.7%
 3FG % 1st Half: 2-10 20.0% 2nd half: 3-11 27.3% Game: 5-21 23.8%
 FT % 1st Half: 4-8 50.0% 2nd half: 3-6 50.0% Game: 7-14 50.0%

Wyoming 59 • 5-14, 1-5 MW

#	Player	Total		3-Ptr		Rebounds			PF	TP	A	TO	Blk	Stl	Min
		FG-FGA	FG-FGA	FG-FGA	FT-FTA	Off	Def	Tot							
10	THOMPSON, Hunter	f	5-8	4-7	0-0	0	3	3	2	14	0	1	2	0	23
13	TAYLOR, TJ	f	3-7	0-4	0-0	0	3	3	4	6	2	3	0	0	33
01	JAMES, Justin	g	7-12	3-7	3-6	0	3	3	1	20	5	4	0	4	36
02	BANKS, A.J.	g	2-4	1-2	0-1	1	3	4	1	5	4	1	1	2	40
11	YOUNG, Trace	g	2-3	0-1	0-0	0	3	3	2	4	3	4	0	2	29
22	PORTER, Brandon	g	3-5	1-3	0-0	0	3	3	2	7	0	2	0	1	20
33	NAUGHTON, Jordan	g	1-2	0-0	1-1	1	2	3	3	3	0	2	0	1	18
55	FORNSTROM, Haize	g	0-0	0-0	0-0	0	0	0	0	0	0	0	0	0	1
Team						0	3	3							
Totals			23-41	9-24	4-8	2	23	25	15	59	14	17	3	10	200

FG % 1st Half: 9-17 52.9% 2nd half: 14-24 58.3% Game: 23-41 56.1%
 3FG % 1st Half: 3-10 30.0% 2nd half: 6-14 42.9% Game: 9-24 37.5%
 FT % 1st Half: 3-5 60.0% 2nd half: 1-3 33.3% Game: 4-8 50.0%

Officials: Verne Harris, David Hall, Steve Olson
 Technical fouls: San Jose State-None, Wyoming-None.
 Attendance: 5787

Score by periods	1st	2nd	Total
San Jose State	24	22	46
Wyoming	24	35	59

Points	In	Off	2nd	Fast	Bench
SJ	Paint	T/O	Chance	Break	
18	7	15	0	20	10
WY	24	20	0	2	10

Last FG - SJ 2nd-01:13, WY 2nd-00:18.
 Largest lead - SJ by 4 2nd-18:40, WY by 17 2nd-02:04.
 SJ led for 02:12, WY led for 35:33. Game was tied for 02:15.

Score tied - 2 times.
 Lead changed - 2 times.

Game 18 Wyoming 53 at New Mexico 83



Official Basketball Box Score -- Game Totals -- Final Statistics
Wyoming vs New Mexico
 01/19/19 4:00 pm at The Pit



Wyoming 53 • 4-13

#	Player	Total		3-Ptr		Rebounds			PF	TP	A	TO	Blk	Stl	Min
		FG-FGA	FG-FGA	FG-FGA	FT-FTA	Off	Def	Tot							
10	THOMPSON, Hunter	f	2-5	1-2	1-2	1	2	3	2	6	1	2	1	0	35
13	TAYLOR, TJ	f	1-3	0-1	4-5	0	6	6	3	6	4	5	0	2	36
01	JAMES, Justin	g	6-16	0-4	0-0	0	5	5	2	12	3	2	1	2	35
02	BANKS, A.J.	g	4-10	1-4	1-3	0	2	2	0	10	1	5	1	2	34
11	YOUNG, Trace	g	2-11	2-7	2-6	1	1	2	1	8	1	2	1	2	24
22	PORTER, Brandon	g	3-8	1-3	0-0	1	0	1	5	7	0	1	0	22	
33	NAUGHTON, Jordan	g	0-0	0-0	1-2	0	3	3	2	1	0	1	0	0	12
40	HENRY, KC	g	0-0	0-0	0-0	0	0	0	0	0	0	0	0	0	1
55	FORNSTROM, Haize	g	1-1	1-1	0-0	0	0	0	0	1	3	0	0	0	1
Team						1	3	4							
Totals			19-54	6-22	9-18	4	22	26	16	53	10	18	4	10	200

FG % 1st Half: 10-28 35.7% 2nd half: 9-26 34.6% Game: 19-54 35.2%
 3FG % 1st Half: 3-9 33.3% 2nd half: 3-13 23.1% Game: 6-22 27.3%
 FT % 1st Half: 2-7 28.6% 2nd half: 7-11 63.6% Game: 9-18 50.0%

New Mexico 83 • 8-9

#	Player	Total		3-Ptr		Rebounds			PF	TP	A	TO	Blk	Stl	Min
		FG-FGA	FG-FGA	FG-FGA	FT-FTA	Off	Def	Tot							
35	Carlton Bragg	f	7-9	0-0	2-2	1	4	5	1	16	0	0	3	2	24
02	Vance Jackson	g	4-12	1-5	4-5	1	9	10	2	13	5	4	0	0	31
10	Makuach Maluach	g	4-8	3-6	0-0	0	4	4							

2018-19 GAME NOTES

Game-by-Game Box Scores

Game 21: Wyoming 62 Fresno State 75



Official Basketball Box Score -- Game Totals -- Final Statistics
Fresno State vs Wyoming
 01/30/19 7:05 pm at Laramie, Wyo. (Arena-Auditorium)



Fresno State 75 • 15-5, 6-2 MW

#	Player	Total		3-Ptr		Rebounds			PF	TP	A	TO	Blk	Stl	Min
		FG	FGA	FG	FGA	FT	FTA	Off							
20	BITTNER, Sam	1-6	1-3	3-6	2	4	6	3	6	3	1	0	4	32	
32	GRIMES, Nate	7-9	1-1	1-3	0	3	3	2	16	0	3	2	1	30	
00	WILLIAMS, New	9-12	6-8	0-0	1	2	3	1	24	1	0	0	0	28	
04	HUGGINS, Braxton	1-5	0-3	4-4	1	3	4	2	6	2	2	0	1	25	
21	TAYLOR, Deshon	1-7	1-4	3-4	0	1	1	2	6	3	2	0	2	38	
03	McWILLIAMS, Johnny	0-2	0-2	0-0	0	1	1	0	0	0	0	0	0	9	
13	AGAU, Aguir	2-6	0-0	2-2	1	3	4	4	6	0	1	0	1	11	
35	ROJAS, Lazaro	1-2	0-0	0-0	2	2	4	1	2	0	1	1	7		
55	BLACKWELL, Noah	3-4	3-4	0-0	1	0	1	1	9	3	0	0	1	20	
Team															
Totals		25-53	12-25	13-19	11	18	29	16	75	12	10	3	11	200	

FG % 1st Half: 11-25 44.0% 2nd half: 14-28 50.0% Game: 25-53 47.2% Deadball Rebounds 0
 3FG % 1st Half: 3-11 27.3% 2nd half: 9-14 64.3% Game: 12-25 48.0%
 FT % 1st Half: 8-10 80.0% 2nd half: 5-9 55.6% Game: 13-19 68.4%

Wyoming 62 • 5-16, 1-7 MW

#	Player	Total		3-Ptr		Rebounds			PF	TP	A	TO	Blk	Stl	Min
		FG	FGA	FG	FGA	FT	FTA	Off							
10	THOMPSON, Hunter	2-5	1-2	2-2	1	1	2	2	7	0	1	0	0	28	
13	TAYLOR, TJ	1-6	0-4	4-4	0	3	3	1	6	1	0	0	0	31	
01	JAMES, Justin	8-16	3-5	2-4	3	9	12	3	21	6	5	2	3	40	
02	BANKS, A.J.	3-4	1-1	0-0	1	6	7	4	7	3	5	0	1	40	
11	YOUNG, Trace	3-7	0-3	2-3	0	3	3	3	8	2	5	1	1	29	
22	PORTER, Brandon	1-4	1-4	0-0	0	1	1	4	3	0	0	0	0	20	
33	NAUGHTON, Jordan	4-4	0-0	2-2	1	0	1	1	10	0	1	0	1	12	
Team															
Totals		22-46	6-19	12-15	8	23	31	18	62	12	17	3	6	200	

FG % 1st Half: 12-23 52.2% 2nd half: 10-23 43.5% Game: 22-46 47.8% Deadball Rebounds 1
 3FG % 1st Half: 5-11 45.5% 2nd half: 1-8 12.5% Game: 6-19 31.6%
 FT % 1st Half: 8-10 80.0% 2nd half: 8-10 80.0% Game: 12-15 80.0%

Officials: Larry Scirotto, Marques Pettigrew, Doran Gotschall
 Technical fouls: Fresno State-None. Wyoming-None.
 Attendance: 3606

Score by periods	1st	2nd	Total
Fresno State	33	42	75
Wyoming	33	29	62

	In	Off	2nd	Fast	Bench
Points	20	22	9	6	17
FS	28	14	8	6	13
WY					

Last FG - FS 2nd-03:59, WY 2nd-01:57.
 Largest lead - FS by 16 2nd-03:59, WY by 4 1st-18:22.
 FS led for 28:50. WY led for 08:19. Game was tied for 02:49.

Score tied - 5 times.
 Lead changed - 11 times.

Game 22: Wyoming 76 at Air Force 81



Official Basketball Box Score -- Game Totals -- Final Statistics
Wyoming vs Air Force
 02/06/19 7:05 pm MT at Clune Arena - USAF Academy, Colo.



Wyoming 76 • 5-17, 1-8 MW

#	Player	Total		3-Ptr		Rebounds			PF	TP	A	TO	Blk	Stl	Min
		FG	FGA	FG	FGA	FT	FTA	Off							
10	THOMPSON, Hunter	0-5	0-4	3-4	0	1	1	5	3	0	0	0	1	26	
11	YOUNG, Trace	6-13	3-9	0-0	0	4	4	1	15	2	2	0	2	34	
13	TAYLOR, TJ	0-0	0-0	0-0	0	3	3	0	0	1	1	0	0	22	
01	JAMES, Justin	7-17	2-8	6-6	0	8	8	2	22	9	6	1	0	40	
02	BANKS, A.J.	2-3	0-1	0-0	0	4	4	1	4	0	2	0	0	23	
00	HENDRICKS, Jake	7-12	7-12	0-1	0	2	2	2	21	0	0	0	0	29	
22	PORTER, Brandon	1-1	1-1	0-0	0	0	0	3	0	1	0	0	0	5	
33	NAUGHTON, Jordan	1-3	0-0	0-0	0	1	1	2	2	2	1	0	0	14	
55	FORNSTROM, Haize	2-2	2-2	0-0	0	1	1	6	0	0	0	0	0	7	
Team															
Totals		26-56	15-37	9-11	2	26	28	17	76	14	13	1	3	200	

FG % 1st Half: 12-26 46.2% 2nd half: 14-30 46.7% Game: 26-56 46.4% Deadball Rebounds 2
 3FG % 1st Half: 6-15 40.0% 2nd half: 9-22 40.9% Game: 15-37 40.5%
 FT % 1st Half: 5-6 83.3% 2nd half: 4-5 80.0% Game: 9-11 81.8%

Air Force 81 • 10-13, 5-6 MW

#	Player	Total		3-Ptr		Rebounds			PF	TP	A	TO	Blk	Stl	Min
		FG	FGA	FG	FGA	FT	FTA	Off							
12	SCOTTIE, Lavelle	15-20	0-1	4-7	0	7	7	2	34	0	0	1	1	36	
34	SWAN, Ryan	7-13	1-3	4-6	5	3	8	2	19	4	0	0	2	31	
00	MORRIS, Caleb	2-3	1-2	1-2	0	5	5	4	6	4	2	0	0	33	
10	WALKER, AJ	5-12	1-3	1-2	0	1	1	0	12	4	1	0	4	36	
44	VAN SOELEN, Keaton	2-7	1-2	0-0	0	2	2	0	5	2	0	0	0	22	
03	TOMES, Sid	1-3	0-2	1-2	0	5	5	1	3	0	1	0	2	25	
05	JOYCE, Chris	0-1	0-1	2-2	1	0	1	2	1	0	0	0	1	10	
15	KINRADE, Abe	0-1	0-0	0-0	0	2	2	0	0	0	0	0	0	4	
22	LOUDER, Pervis	0-0	0-0	0-0	0	0	0	1	0	0	0	0	0	3	
Team															
Totals		32-60	4-14	13-21	6	27	33	11	81	15	5	1	10	200	

FG % 1st Half: 20-30 66.7% 2nd half: 12-30 40.0% Game: 32-60 53.3% Deadball Rebounds 4,1
 3FG % 1st Half: 3-7 42.9% 2nd half: 1-7 14.3% Game: 4-14 28.6%
 FT % 1st Half: 1-1 100.0 2nd half: 12-20 60.0% Game: 13-21 61.9%

Officials: Verne Harris, Frank Harvey III, Paul Szelc
 Technical fouls: Wyoming-None. Air Force-None.
 Attendance: 1798

Score by periods	1st	2nd	Total
Wyoming	35	41	76
Air Force	44	37	81

	In	Off	2nd	Fast	Bench
Points	23	5	2	7	32
WY	36	12	6	8	5
AF					

Last FG - WY 2nd-00:39, AF 2nd-00:45.
 Largest lead - WY None, AF by 16 1st-03:20.
 WY led for 00:00. AF led for 39:39. Game was tied for 00:21.

Score tied - 0 times.
 Lead changed - 0 times.

Game 23: Wyoming 74 Colorado State 66



Official Basketball Box Score -- Game Totals -- Final Statistics
Colorado State vs Wyoming
 02/09/19 12:00 pm at Laramie, Wyo. (Arena-Auditorium)



Colorado State 66 • 9-15, 4-7 MW

#	Player	Total		3-Ptr		Rebounds			PF	TP	A	TO	Blk	Stl	Min
		FG	FGA	FG	FGA	FT	FTA	Off							
31	THISTLEWOOD, Adam	1-3	0-1	0-0	0	3	3	1	2	1	1	0	1	26	
32	CARVACHO, Nico	6-9	0-0	3-7	7	10	17	2	15	0	2	2	2	36	
02	MOORE, Kendle	2-6	1-3	2-2	0	2	2	2	7	4	1	0	0	26	
23	PAIGE, J.D.	8-16	4-7	2-2	0	0	0	5	22	1	2	0	3	37	
30	MARTIN, Kris	3-10	0-3	2-3	0	1	1	0	8	0	2	1	0	27	
00	EDWARDS, Hyron	1-4	1-3	6-6	0	2	2	3	9	1	1	0	2	25	
15	MASINTON-BONNER, A.	1-4	1-4	0-1	0	3	3	1	3	3	2	0	0	19	
21	RYAN, Logan	0-0	0-0	0-0	0	1	1	0	0	0	0	0	0	4	
Team															
Totals		22-52	7-21	15-22	10	23	33	14	66	10	11	3	8	200	

FG % 1st Half: 7-22 31.8% 2nd half: 15-30 50.0% Game: 22-52 42.3% Deadball Rebounds 3
 3FG % 1st Half: 0-7 0.0% 2nd half: 7-14 50.0% Game: 7-21 33.3%
 FT % 1st Half: 8-13 61.5% 2nd half: 7-9 77.8% Game: 15-22 68.2%

Wyoming 74 • 6-17, 2-8 MW

#	Player	Total		3-Ptr		Rebounds			PF	TP	A	TO	Blk	Stl	Min
		FG	FGA	FG	FGA	FT	FTA	Off							
10	THOMPSON, Hunter	3-5	3-5	0-0	0	1	1	3	9	0	0	1	0	19	
13	TAYLOR, TJ	1-6	0-0	1-2	0	3	3	3	3	1	3	0	0	38	
00	HENDRICKS, Jake	2-8	2-7	0-0	0	6	6	3	6	1	2	0	1	36	
01	JAMES, Justin	10-14	5-6	11-12	0	6	6	1	36	7	3	1	2	37	
11	YOUNG, Trace	5-11	3-6	0-0	1	2	3	2	13	0	2	0	0	25	
02	BANKS, A.J.	0-1	0-0	0-0	2	2	2	2	0	2	0	0	2	22	
22	PORTER, Brandon	0-0	0-0	0-0	0	0	0	3	0	0	1	0	0	2	
33	NAUGHTON, Jordan	2-3	0-0	3-4	3	2	5	0	7	1	1	1	0	21	
Team															
Totals		23-48	13-24	15-18	4	24	28	17	74	12	13	3	5	200	

2018-19 GAME NOTES

Game-by-Game Box Scores

Game 29: Wyoming 72 Air Force 80



Official Basketball Box Score -- Game Totals -- Final Statistics
Air Force vs Wyoming
 03/02/19 4:05 MT at Laramie,Wyo. (Arena Auditorium)



Air Force 80 • 13-15, 8-8 MW

##	Player	Total		3-Ptr		Rebounds			PF	TP	A	TO	Blk	Stl	Min
		FG-FGA	FG-FGA	FT-FTA	Off	Def	Tot								
12	SCOTTIE, Lavelle	f	8-22	1-2	1-3	2	8	10	2	18	2	0	0	0	34
34	SWAN, Ryan	f	13-17	4-6	7-9	5	4	9	3	37	0	1	0	1	33
00	MORRIS, Caleb	g	3-6	1-4	2-2	1	5	6	1	9	3	2	0	1	38
05	JOYCE, Chris	g	1-6	0-2	1-1	0	3	3	5	3	0	0	0	0	20
10	WALKER, AJ	g	1-3	1-2	2-2	0	3	3	1	5	4	1	0	1	35
03	TOMES, Sid	g	1-1	1-1	0-0	1	1	2	4	3	3	0	0	0	24
11	AKAYA, Ameka	g	1-2	1-1	0-0	0	1	1	0	3	0	0	0	0	7
22	LOUDES, Pervis	g	0-2	0-0	0-0	1	1	2	0	0	0	1	0	0	3
44	VAN SOELEN, Keaton	g	1-3	0-0	0-0	1	1	2	1	2	1	0	0	0	6
Team						1	2	3							
Totals			29-62	9-18	13-17	12	29	41	17	80	13	5	0	3	200

FG % 1st Half: 17-34 50.0% 2nd half: 12-28 42.9% Game: 29-62 46.8% Deadball Rebounds 1
 3FG % 1st Half: 7-12 58.3% 2nd half: 2-6 33.3% Game: 9-18 50.0%
 FT % 1st Half: 3-4 75.0% 2nd half: 10-13 76.9% Game: 13-17 76.5%

Wyoming 72 • 6-23, 2-14 MW

##	Player	Total		3-Ptr		Rebounds			PF	TP	A	TO	Blk	Stl	Min
		FG-FGA	FG-FGA	FT-FTA	Off	Def	Tot								
13	TAYLOR, TJ	f	2-2	2-2	0-0	0	3	3	3	6	0	0	1	0	19
33	NAUGHTON, Jordan	f	1-2	0-0	4-4	1	3	4	1	6	0	0	1	0	14
00	HENDRICKS, Jake	g	6-11	6-11	0-1	0	1	1	1	18	1	0	0	0	40
01	JAMES, Justin	g	8-17	2-8	5-7	0	6	6	2	23	5	2	1	1	40
11	YOUNG, Trace	g	4-10	3-8	0-0	0	4	4	1	11	1	2	2	1	27
02	BANKS, A.J.	g	3-5	0-0	0-1	1	5	6	1	6	4	0	1	0	24
10	THOMPSON, Hunter	g	0-5	0-4	2-2	0	1	1	4	2	1	3	0	0	26
22	PORTER, Brandon	g	0-1	0-1	0-0	0	0	0	1	0	0	1	0	0	5
55	FORNSTROM, Haize	g	0-2	0-2	0-0	0	0	0	2	0	0	0	0	0	5
Team						2	1	3							
Totals			24-55	13-36	11-15	4	24	28	16	72	12	8	6	2	200

FG % 1st Half: 15-28 53.6% 2nd half: 9-27 33.3% Game: 24-55 43.6% Deadball Rebounds 2
 3FG % 1st Half: 8-19 42.1% 2nd half: 5-17 29.4% Game: 13-36 36.1%
 FT % 1st Half: 2-3 66.7% 2nd half: 9-12 75.0% Game: 11-15 73.3%

Officials: Jon Stigliano, Mike O'Neill, Eric Anderson
 Technical fouls: Air Force-None. Wyoming-None.
 Attendance: 3991

Score by periods	1st	2nd	Total
Air Force	44	36	80
Wyoming	40	32	72

	In	Off	2nd	Fast	Bench
Points	Paint	T/O	Chance	Break	
AF	26	19	20	0	8
WY	20	5	4	2	8

Last FG - AF 2nd-01:48, WY 2nd-00:58.
 Largest lead - AF by 10 2nd-14:02, WY by 6 1st-17:45.
 AF led for 31:10. WY led for 04:13. Game was tied for 04:37.

Score tied - 4 times.
 Lead changed - 6 times.

Game 30: Wyoming 81 at San Jose State 71



Official Basketball Box Score -- Game Totals -- Final Statistics
Wyoming vs San Jose St.
 03/06/19 7:00 pm at



Wyoming 81 • 7-23

##	Player	Total		3-Ptr		Rebounds			PF	TP	A	TO	Blk	Stl	Min
		FG-FGA	FG-FGA	FT-FTA	Off	Def	Tot								
13	TAYLOR, TJ	f	5-11	0-3	0-0	2	2	4	2	10	0	1	1	0	32
33	NAUGHTON, Jordan	f	1-3	0-0	0-1	0	4	4	2	2	3	0	0	0	19
00	HENDRICKS, Jake	g	6-10	6-10	2-4	0	2	2	3	20	1	1	0	0	38
01	JAMES, Justin	g	6-17	2-7	11-18	0	11	11	3	25	7	4	2	1	38
02	BANKS, A.J.	g	4-7	2-4	3-5	1	4	5	1	13	3	2	1	1	28
10	THOMPSON, Hunter	g	2-5	1-4	0-1	0	2	2	4	5	2	0	0	1	21
11	YOUNG, Trace	g	2-3	0-1	0-0	0	2	2	1	4	0	0	0	0	16
22	PORTER, Brandon	g	1-3	0-0	0-0	2	0	2	1	2	1	0	1	0	5
55	FORNSTROM, Haize	g	0-0	0-0	0-0	0	1	1	0	0	0	0	0	0	3
Team						3	4	7							
Totals			27-59	11-29	16-29	8	32	40	17	81	17	8	5	3	200

FG % 1st Half: 15-30 50.0% 2nd half: 12-29 41.4% Game: 27-59 45.8% Deadball Rebounds 8
 3FG % 1st Half: 8-16 50.0% 2nd half: 3-13 23.1% Game: 11-29 37.9%
 FT % 1st Half: 4-7 57.1% 2nd half: 12-22 54.5% Game: 16-29 55.2%

San Jose State 71 • 4-25

##	Player	Total		3-Ptr		Rebounds			PF	TP	A	TO	Blk	Stl	Min
		FG-FGA	FG-FGA	FT-FTA	Off	Def	Tot								
01	Michael Steadman	f	5-12	0-0	2-3	6	4	10	4	12	1	2	0	0	30
41	Ashtin Chastain	c	1-2	0-1	2-4	0	5	5	1	4	0	0	0	0	20
04	Zach Chappell	g	1-7	0-4	0-0	0	1	1	3	2	1	0	0	0	17
20	Noah Baumann	g	8-17	7-14	4-4	1	4	5	4	27	2	3	0	0	38
23	Seneca Knight	g	0-1	0-1	2-2	1	2	3	2	2	0	0	0	1	13
02	Brae Ivey	g	3-7	1-2	2-4	0	1	1	5	9	5	1	0	3	32
10	Isaiah Nichols	g	2-4	0-2	1-1	1	3	4	1	5	0	0	0	0	14
11	Christian Anigwe	g	1-1	0-0	0-0	0	3	3	1	2	0	0	0	0	4
25	Craig LeCesne	g	2-11	0-1	4-4	1	2	3	0	8	3	0	0	1	21
33	Brian Rodriguez-Flor	g	0-1	0-1	0-0	0	2	2	0	0	0	2	0	0	8
44	Trey Smith	g	0-0	0-0	0-0	0	0	0	0	0	2	0	0	0	3
Team						1	1	2							
Totals			23-63	8-26	17-22	11	28	39	21	71	15	9	0	5	200

FG % 1st Half: 13-26 50.0% 2nd half: 10-37 27.0% Game: 23-63 36.5% Deadball Rebounds 2,1
 3FG % 1st Half: 7-15 46.7% 2nd half: 1-11 9.1% Game: 8-26 30.8%
 FT % 1st Half: 4-6 66.7% 2nd half: 13-16 81.3% Game: 17-22 77.3%

Officials: Michael Irving, Larry Spaulding, Mike Scyphers
 Technical fouls: Wyoming-None. San Jose St.-None.
 Attendance: 2960

2018-19 Men's Basketball. Round: 0. San Jose St. vs Wyoming. Played at .

Score by periods	1st	2nd	Total
Wyoming	42	39	81
San Jose St.	37	34	71

	In	Off	2nd	Fast	Bench
Points	Paint	T/O	Chance	Break	
WY	32	11	11	7	11
SJSU	24	9	11	3	24

Last FG - WY 2nd-02:26, SJSU 2nd-00:31.
 Largest lead - WY by 14 1st-13:06, SJSU by 3 1st-03:13.
 WY led for 35:40. SJSU led for 03:07. Game was tied for 01:13.

Score tied - 1 time.
 Lead changed - 4 times.

Game 31: Wyoming vs. New Mexico

Game 32: MW Tournament