

# MONTANA BASKETBALL



Game Notes #8 | Contact: Nic Hallisey, SID | (970) 231-4789 | nic.hallisey@umontana.edu

## SCHEDULE

Date	Opponent	Time/Result
Nov. 6	at Stanford	L, 73-62
<b>Nov. 10</b>	<b>MSU-Northern</b>	<b>W, 64-50</b>
Nov. 16	at Arkansas <sup>5</sup>	L, 64-46
<b>Nov. 18</b>	<b>Montana Tech<sup>5</sup></b>	<b>L, 74-72</b>
Nov. 22	at #25 Washington	L, 73-56
<b>Nov. 25</b>	<b>Texas Southern<sup>5</sup></b>	<b>W, 74-62</b>
<b>Nov. 29</b>	<b>Coppin State<sup>5</sup></b>	<b>W, 69-62</b>
Dec. 1	at New Mexico	1 p.m.
<b>Dec. 6</b>	<b>North Dakota</b>	<b>7 p.m.</b>
Dec. 18	at Oregon	9 p.m.
Dec. 21	at Omaha	11 a.m.
<b>Dec. 28</b>	<b>Northern Arizona*</b>	<b>7 p.m.</b>
<b>Dec. 30</b>	<b>Sacramento State*</b>	<b>7 p.m.</b>
Jan. 2	at Southern Utah*	7 p.m.
Jan. 4	at Northern Colorado*	7 p.m.
Jan. 9	at Eastern Washington*	7 p.m.
<b>Jan. 13</b>	<b>Portland State*</b>	<b>7 p.m.</b>
<b>Jan. 18</b>	<b>Idaho*</b>	<b>7 p.m.</b>
Jan. 23	at Idaho State*	7 p.m.
Jan. 25	at Weber State*	7 p.m.
Jan. 30	at Portland State*	8 p.m.
<b>Feb. 1</b>	<b>Montana State*</b>	<b>7 p.m.</b>
<b>Feb. 6</b>	<b>Eastern Washington*</b>	<b>7 p.m.</b>
Feb. 8	at Idaho*	6:30 p.m.
<b>Feb. 13</b>	<b>Weber State*</b>	<b>7 p.m.</b>
<b>Feb. 15</b>	<b>Idaho State*</b>	<b>7 p.m.</b>
Feb. 22	at Montana State*	7 p.m.
Feb. 27	at Northern Arizona*	6 p.m.
Feb. 29	at Sacramento State*	8 p.m.
<b>March 5</b>	<b>Northern Colorado*</b>	<b>7 p.m.</b>
<b>March 7</b>	<b>Southern Utah*</b>	<b>7 p.m.</b>
March 11	Big Sky Championship [R1] <sup>^</sup>	TBD
March 12	Big Sky Championship [QF] <sup>^</sup>	TBD
March 13	Big Sky Championship [SF] <sup>^</sup>	TBD
March 14	Big Sky Championship [F] <sup>^</sup>	TBD

All start times listed as Mountain Time  
<sup>5</sup> Collegiate Hoops Roadshow Presented by AtmosAir  
<sup>\*</sup> Big Sky Conference game  
<sup>^</sup> Big Sky Championship (Boise, Idaho)

## GAME 8: MONTANA AT NEW MEXICO

SUNDAY, DEC. 1 / 1:05 P.M. / ALBUQUERQUE, N.M. / DREAMSTYLE ARENA - THE PIT (15,411)



### MONTANA GRIZZLIES

2019-20 Record ..... 3-4  
 2018-19 Record ..... 26-9 (16-4 Big Sky)  
 2018-19 Postseason ..... NCAA First Round  
 Head Coach ..... Travis DeCuire (6th Season)  
 Record at UM ..... 112-62 (71-21 BSC)  
 Career Record ..... Same

### STATISTICAL LEADERS

Minutes/Game ..... S. Pridgett (36.7)  
 Points/Game ..... S. Pridgett (17.9)  
 Rebounds/Game ..... S. Pridgett (7.6)  
 Three-Pointers ..... K. Manuel (13)  
 Assists ..... S. Pridgett (23)  
 Blocks ..... S. Pridgett (6)  
 Steals ..... S. Pridgett (15)



### NEW MEXICO LOBOS

2019-20 Record ..... 6-2  
 2018-19 Record ..... 14-18 (7-11 MW)  
 2018-19 Postseason ..... MW Quarterfinals  
 Head Coach ..... Paul Weir (3rd Season)  
 Record at UNM ..... 39-35  
 Career Record ..... 67-41

### STATISTICAL LEADERS

Minutes/Game ..... J. Lyle (32.4)  
 Points/Game ..... J. Lyle (16.9)  
 Rebounds/Game ..... C. Bragg (9.0)  
 Three-Pointers ..... J. Lyle (15)  
 Assists ..... J. Caldwell (41)  
 Blocks ..... C. Bragg (10)  
 Steals ..... J. Caldwell (18)

## BY THE NUMBERS

MONTANA		NEW MEXICO	
Rank	Avg	Category	Rank
310	63.3	Points/Game	66
123	65.4	Opp. Points/Game	242
263	-2.1	Scoring Margin	142
204	.432	FG%	33
166	.417	Opp. FG%	171
283	.297	3FG%	220
47	.277	Opp. 3FG%	71
189	.693	FT%	94
265	34.0	Rebounds/Game	157
187	+1.3	Rebounding Margin	152
276	11.6	Assists/Game	54
307	18.4	Turnovers/Game	325
271	-2.7	Turnover Margin	233
315	0.6	Assist-Turnover Ratio	201
226	6.1	Steals/Game	104
134	3.6	Blocks/Game	276

## GAME COVERAGE

**TV:** AT&T SportsNet  
 ..... PxP: Jenny Cavnar  
 ..... Color: Joe Cravens  
**Audio:** Montana Grizzly Radio Network  
 ..... PxP: Riley Corcoran  
 ..... *KGVO (1290 AM/98.3 FM)*  
 ..... *bitly.com/grizhoopslisten or TuneIn app*  
**Live Stats:** GoGriz.com  
**Twitter:** @MontanaGrizBB

## SERIES HISTORY

**Overall:** 16-8  
**In Missoula:** 10-0  
**In Albuquerque:** 6-6  
**Neutral Court:** 0-2

## GRIZ HOOPS ROSTER

No.	Name	Year	Pos.	Ht.	Wt.	Hometown (Previous School)	GP-GS	MPG	PPG	RPG	AST	BLK	STL
0	Kyle Owens	Fr.	F	6-8	205	Calabasas, Calif. (Crespi Carmelite H.S.)	7-6	19.7	5.7	2.9	4	1	1
1	Timmy Falls	Jr.	G	6-2	167	Dublin, Calif. (Dublin H.S.)	7-3	27.0	6.6	2.9	18	4	8
2	Kendal Manuel	R-Sr.	G	6-4	190	Billings, Mont. (Oregon State/Skyview H.S.)	7-7	34.0	13.3	3.6	12	2	4
3	Josh Vazquez	Fr.	G	6-3	168	Torrance, Calif. (Bishop Montgomery H.S.)	7-4	28.4	5.7	2.7	13	1	6
4	Sayeed Pridgett	Sr.	G	6-5	200	Oakland, Calif. (El Cerrito H.S.)	7-7	36.7	17.9	7.6	23	6	15
5	Naseem Gaskin	R-Fr.	G	6-3	175	Oakland, Calif. (Utah/Bishop O'Dowd H.S.)	--	--	--	--	--	--	--
10	Eddy Egun	R-Fr.	G	6-4	198	Woodland Hills, Calif. (El Camino Real H.S.)	7-0	14.6	3.1	3.0	6	2	2
13	Jett Briceno	Fr.	G	6-3	160	Kent, Wash. (Kentridge H.S.)	--	--	--	--	--	--	--
22	Yagizhan Selcuk	So.	F	6-8	235	Istanbul, Turkey (Towson/Phelps School (PA))	--	--	--	--	--	--	--
23	Mack Anderson	So.	F	6-9	205	Bozeman, Mont. (Bozeman H.S.)	7-4	12.4	2.3	2.4	1	4	1
24	Freddy Brown III	So.	G	6-2	164	Seattle, Wash. (Nathan Hale H.S.)	--	--	--	--	--	--	--
31	Michael Steadman	Sr.	F	6-10	245	Union City, Calif. (San Jose State/James Logan H.S.)	--	--	--	--	--	--	--
32	Peter Jones	R-So.	F	6-8	218	Seattle, Wash. (O'Dea H.S.)	--	--	--	--	--	--	--
33	Jared Samuelson	Sr.	F	6-7	215	Billings, Mont. (Rocky Mountain/Billings West H.S.)	3-0	10.3	1.7	2.0	1	0	0
35	Derrick Carter-Hollinger	Fr.	F	6-4	200	El Cajon, Calif. (Foothills Christian H.S.)	7-4	22.9	8.0	5.7	3	5	6

**Head Coach:** Travis DeCuire, 6th Season (Montana, '94)  
**Associate Head Coach:** Chris Cobb, 6th Season (Menlo College, '09)  
**Assistant Coach:** Jay Flores, 4th Season (Chico State, '12)  
**Assistant Coach:** Zach Payne, 1st Season (Whitworth, '14)  
**Graduate Assistants:** Anderson Clarke, Jordan Gregory



**MONTANA BASKETBALL**



**Kyle Owens**  
Fr. • G • 6-8/210  
Calabasas, Calif.  
Crespi Carmelite H.S.

**0**



**Timmy Falls**  
Jr. • G • 6-2/170  
Dublin, Calif.  
Dublin H.S.

**1**




**Kendal Manuel**  
R-Sr. • G • 6-4/190  
Billings, Mont.  
Oregon State/Skyview H.S.

**2**



**Josh Vazquez**  
Fr. • G • 6-3/170  
Torrance, Calif.  
Bishop Montgomery H.S.

**3**



**Sayeed Pridgett**  
Sr. • G • 6-5/201  
Oakland, Calif.  
El Cerrito H.S.

**4**



**Naseem Gaskin**  
R-Fr. • G • 6-4/185  
Oakland, Calif.  
Utah/Bishop O'Dowd H.S.

**5**



**Eddy Egun**  
R-Fr. • G • 6-4/198  
Woodland Hills, Calif.  
El Camino Real H.S.

**12**



**Jett Briceno**  
Fr. • G • 6-4/180  
Kent, Wash.  
Kentridge H.S.

**13**



**Yagizhan Selcuk**  
So. • F • 6-8/233  
Istanbul, Turkey  
Towson/Phelps School (PA)

**22**



**Mack Anderson**  
So. • F • 6-9/207  
Bozeman, Mont.  
Bozeman H.S.

**23**



**Freddy Brown III**  
So. • G • 6-2/172  
Seattle, Wash.  
Nathan Hale H.S.

**24**



**Michael Steadman**  
Sr. • F • 6-10/231  
Union City, Calif.  
San José State/James Logan H.S.

**31**



**Peter Jones**  
R-So. • F • 6-8/210  
Seattle, Wash.  
O'Dea H.S.

**32**



**Jared Samuelson**  
Sr. • F • 6-7/215  
Billings, Mont.  
Rocky Mountain/Billings West H.S.

**33**



**Derrick Carter-Hollinger**  
Sr. • F • 6-5/207  
El Cajon, Calif.  
Foothills Christian H.S.

**35**



**Travis DeCuire**  
Head Coach  
6th Season  
Montana, 1994



**Chris Cobb**  
Associate Head Coach  
6th Season  
Menlo College, 2009



**Jay Flores**  
Assistant Coach  
4th Season  
Chico State, 2012



**Zach Payne**  
Assistant Coach  
1st Season  
Whitworth, 2014



**Anderson Clarke**  
Graduate Manager  
2nd Season  
Concordia-Irvine, 2018



**Jordan Gregory**  
Graduate Manager  
1st Season  
Montana, 2015





# MONTANA BASKETBALL



## THE MATCHUP...

### SCOUTING NEW MEXICO

- New Mexico is 6-2 on the season and is coming off of a win over Wisconsin on Tuesday, on a neutral court in Brooklyn, N.Y., in the Legends Classic. The Badgers are receiving top-25 votes. The Lobos' two losses have come at UTEP, by three points at the buzzer, and to No. 18 Auburn.
- UNM has one of the nation's top offenses through the first four weeks of the season, ranking 33rd with a .491 field-goal percentage and 66th for scoring (78.9 ppg). The Lobos scored 90-plus points in each of their first four victories.
- Montana and UNM are both among the nation's elite for preventing three-pointers. The Grizzlies rank 47th, with opponents shooting just .277 from deep. The Lobos are 71st, with opponents hitting at a .286 clip.
- While UNM connects on nearly half of its shot attempts, the Lobos also turn the ball over an average of 17.1 times per game (325th).
- Senior guard JaQuan Lyle leads the Lobos in several statistical categories, including 16.9 points per game. He is one of four Lobos in double figures for scoring on the season, with all four shooting at least .467 from the floor.
- Lyle was named the Mountain West Defensive Player of the Week last week after averaging 24.5 points and 5.0 rebounds per game in wins over Green Bay and McNeese. Against Green Bay, he scored a career-high 31 points. Prior to this season, Lyle, an Ohio State transfer, had not played in two seasons due to NCAA transfer rules and injury.
- Senior forward Calton Bragg, a transfer from Kansas, is nearly averaging a double-double with 10.9 points per game (second on the team) and 9.0 rebounds per game (first). He also has a team-high 10 blocks and 10 steals (second). Bragg's rebounding average ranks 61st nationally.
- Junior guard JJ Caldwell, a transfer from Texas A&M, leads the Lobos for assists (41) and steals (18). Both figures rank in the top 62 nationally.
- UNM has been to the NCAA tournament four times in the past decade, earning a No. 3 seed in 2013. The Lobos, though, went 14-18 in 2018-19, its worst record since going 10-18 in 2002-03.
- The Lobos returned nine letterwinners and three starters from last year's team, including five of their top six scorers. The Lobos were picked to finish third in the Mountain West preseason poll.
- Paul Weir is in his third season in Albuquerque. Previously, he was at nearby New Mexico State for 10 seasons, including the final year as head coach. The Aggies went to the NCAA tournament five times during that stretch.
- The Pit, home to New Mexico basketball, is one of the top home-court advantages in the country, with the Lobos winning more than 80 percent of their games inside the venue. They have ranked in the top 30 for attendance each of the past 50 years. In 2013, the NCAA named The Pit as one of the top-five loudest basketball arenas, and Sports Illustrated named it one of the top-10 college basketball venues in the nation.

### SERIES VS. THE LOBOS

Montana owns a 16-8 record over New Mexico, including a 6-6 mark in Albuquerque. In fact, the Grizzlies have won five of the past six meetings at New Mexico, but all of them came between 1956-57 and 1961-62. The only meeting in the series to take place since 1962 came in 2010, when the two teams met in the first round of the NCAA tournament. New Mexico, playing as a No. 3 seed, prevailed, 62-57, despite trailing at halftime.

### SERIES VS. THE MOUNTAIN WEST

Montana owns 128 all-time wins over current members of the Mountain West (128-145, .469 winning percentage). The Grizzlies' last win came in 2015-16, over a Boise State team that won 20 games that season. The last four games against a Mountain West school have all been decided by five points or fewer.

## THE LAST VS. NEW MEXICO...

### GRIZ COME UP SHY IN NEAR UPSET OF LOBOS

**SAN JOSE CALIF. (March 18, 2010)** – This was a whole different breed of wolves the Montana men's basketball team ran into this year.

Four years after upsetting the Nevada Wolfpack in the first round of the NCAA men's basketball tournament, the Griz fell 62-57 to the eighth-ranked New Mexico Lobos on Thursday in a game of see-saw runs at the HP Pavilion.

The third-seeded Lobos advanced to face 11th seed Washington on Saturday. The 14th-seeded Griz finished their season at 22-10.

Montana led 29-28 at intermission behind a dominating performance from junior center Brian Qvale, who scored 17 of his career-high 26 points before intermission.

But the first eight minutes of the second half belonged to the Mountain West Conference regular-season champion Lobos. They put together a 17-0 run to take a 46-32 lead with 12:43 to play.

Then it was the Grizzlies' turn. A 12-2 run got them within 48-44 with 8:39 to play and they eventually crawled to 57-56 on a 16-foot jumper by Anthony Johnson with 1:41 to play. It was Johnson's first field goal of the game, and that told a lot of the story.

New Mexico scored its final five points at the line as the Griz couldn't convert and were forced to foul.

A little more than a week after scoring a school-record 42 points in the Big Sky Conference tournament championship game, Johnson was 1-for-12 and finished with six points, 14 below his season average.

"I just picked a bad day to have a bad shooting night," said Johnson. "Credit the defense, though, (Dairese) Gary is a tough guard. He's really strong and he was pretty physical with me throughout the game, which kind of threw me off a little bit. I was getting to the spots on the court where I like it, but the shot just wasn't falling."

New Mexico coach Steve Alford said Gary's defense on Johnson was the difference.

"He does whatever has to be done to will his team to a win," Alford said. "He's a champion. It was Dairese tonight. He holds (Johnson) to 1-for-12. I thought that was the biggest key to the game."

Roman Martinez led the Lobos with 19 points. Gary added 15 on 7-for-10 shooting from the line. Darrington Hobson, the MWC player of the year, finished with 11, five below his average.

Johnson said he put his shooting woes in the past at the four-minute mark and started fresh. When his 16-footer got the Griz within a point, it was Montana's game to win.

"At that moment, there was no doubt in my mind we'd win," Johnson said. "Unfortunately, it didn't work out that way."

Johnson finished his career with 1,124 points, 14th on the school's career list in just two years.

"I'm very grateful and very, very appreciative to have been at Montana," Johnson said. "It had a profound effect on me and my family."

"They provided the opportunity to live out my college dream, play basketball and get an education. I'm forever grateful to Coach Tinks and the coaching staff for believing in me enough to bring me on board. I'm just thankful."



# MONTANA BASKETBALL



## GRIZ BITS

- The Grizzlies are on their first winning streak of the season.
- According to KenPom's respected rankings, which accounts for Division-I competition, Montana has played the nation's sixth-toughest schedule so far this season. The Grizzlies' three DI losses have come to opponents with a combined record of 18-2.
- Montana used just eight players through the first four games of the season, before adding senior Jared Samuelson to the rotation at Washington. Four of the team's main rotation players are freshmen.
- Montana has used the same starting lineup each of the past three games. Overall, the Grizzlies have started two true freshmen in every game.
- While Montana's offense has started to hit more consistently, the defense has held its own all season, limiting all seven opponents to 74 points or fewer (65.4 average). The Grizzlies have also forced opponents into .277 three-point shooting and 14.4 turnovers per game.
- Montana's last two opponents have both been held to 62 points scored and under .400 shooting.
- The Grizzlies are 3-0 when turning the ball over 15 times or fewer and 0-4 when doing so more than 15 times. In the Grizzlies' four losses, they are averaging 19.3 turnovers per loss (22.8 points off turnover per defeat).
- Through four games, Montana averaged just 3.8 made three-pointers per game and was shooting 25.0 from beyond the arc, before connecting on nine triples at Washington (40.9 percent shooting). Montana has made eight or more three-pointers in two of its past three contests.
- While the Grizzlies made nine three-pointers against the Huskies, Washington went 0-for-11, marking the first time in 20 years that the Huskies had failed to make a three-pointer.
- Montana has out-rebounded its opponent in five of seven game
- Montana did not lead at halftime in its first five contests, but has held the lead in each of its past two games.
- Montana already has five scoring runs of more than eight points (14-0 vs. Stanford; 13-0 vs. MSU Northern; 11-0 vs. MSU Northern; 9-0 vs. Washington; 8-0 vs. Washington).

## BUILDING A WINNING STREAK

Although at a modest two games, Montana has built its first winning streak of the season. The Grizzlies beat Texas Southern on Monday, before defeating Coppin State on Friday. The team's three-game losing skid earlier in November was the program's first since January 2017.

## KEEPING IT TIGHT

Montana played just eight players in each of its first four games, before expanding the rotation to nine at Washington (Nov. 22), once Jared Samuelson was able to return from a knee injury.

## PLAYING THEM YOUNG

Four of Montana's top eight rotation players – Derrick Carter-Hollinger, Eddy Egun, Kyle Owens and Josh Vazquez – made their collegiate debuts earlier this month at Stanford. The trio of true freshmen are all averaging at least 20.0 minutes per game, with each starting multiple times this season.

Overall, 42.8 percent of the team's minutes played have been recorded by players who were in high school or redshirting last season. The four freshmen also account for 35.7 percent of the team's scoring and 55.6 percent of its rebounding.

## STARTING THEM YOUNG

In a variety of combinations, Montana has started two freshmen in all seven of its game this season, with Kyle Owens drawing six starts and Josh Vazquez and Derrick-Carter Hollinger starting four times apiece.

It marks the first time since 2014 that a pair of Montana true freshmen have started in the same game (Mario Dunn and Brandon Gfeller vs. Sacramento State on March 6, 2014). Dunn and Gfeller started the same game just once that season, and one would have to go back to 2004-05 (Andrew Strait and Matt Martin) to find the last time it has happened multiple times. Still, Strait and Martin started together as true freshmen just four times, and neither were starters to begin the season.

Since Montana began tracking starters in 1979-80, the Grizzlies had never previously started two true freshmen in five or more games in a season.

## INDIVIDUALLY SPEAKING

- **#0 Kyle Owens** – Has started six contests... Ranked second on team with 14 points vs. Montana Tech, including perfect 10-for-10 from free-throw line... Reached double figures for first time with 11 points on 5-of-8 shooting vs. MSU Northern... Made collegiate debut at Stanford, scoring three points.
- **#1 Timmy Falls** – Has started last three contests... Has been in double figures in three of past four games after averaging 2.0 ppg through three contests... Totaled season-high 14 points vs. Coppin State, in addition to leading UM with two blocked shots... Scored seven straight points against the Eagles to help UM jump out to early lead; scored 11 points through game's first 10 minutes... Earned first start of season at Washington, leading UM with four assists and two steals... Played career-high 38 minutes vs. Montana Tech, scoring 11 points on 4-of-6 shooting, in addition to three steals... Through two games was averaging 15.5 mpg, 2.0 ppg, 1.5 apg, 0.5 spg; over past five games is averaging 32.8 mpg, 8.4 ppg, 3.0 apg, 1.2 spg.
- **#2 Kendal Manuel** – Has been in double figures for scoring in five straight games... Has made 12 consecutive free throws after leading Big Sky in 2019... Connected on three three-pointers vs. Coppin State, leading to 11 points and career-high six assists compared to one turnover (previous high was three)... Has made at least two three-pointers in five contests... Led UM for scoring and minutes in two consecutive games (Nov. 18-22)... Scored 15 points at Washington and career-high 25 vs. Montana Tech, making 10 shots... Began season shooting 6-of-27 (.222) before recent surge.
- **#3 Josh Vazquez** – Ranks third on team with 28.4 mpg... Has started four games... Has made two or more three-pointers in three straight games... Shot 3-of-5 from deep at Washington, totaling nine points... Prior to that performance, had missed 10 consecutive shots over three games... Had at least one steal in first five games... Scored 11 points in collegiate debut at Stanford.
- **#4 Sayeed Pridgett** – Leads UM for minutes, scoring, rebounding, assists, steals and blocks... Has also turned the ball over team-high 27 times, but just four times over past two games... Has led UM for scoring, rebounding and steals five times, and assists four times... Has scored at least 13 points in every contest, including career-high 30 vs. MSU Northern... Has twice (vs. MSU Northern, at Washington) scored 13 consecutive UM points; both instances turned a Griz deficit into a lead... Was limited to 28 minutes at Washington after fouling out... Has recorded two double-doubles, including 19 points and 12 rebounds vs. Coppin State and 17 points and 10 rebounds, plus six assists and three steals, in season opener at Stanford.



# MONTANA BASKETBALL



- **#10 Eddy Egun** – Recorded team-high six rebounds at Washington (career best)... Shot 2-of-3 from deep vs. the Huskies, making back-to-back three-pointers during 14-3 UM run to tie game... Made collegiate debut at Stanford, shooting 2-of-3 from deep for six points.
- **#23 Mack Anderson** – Started first four games, the first starts of his career... Had team-high seven rebounds at Stanford (career best), also scoring nine points and blocking two shots... Has led UM for rebounding and blocked shots twice... Has played just 5 total minutes over past two games and has not attempted a shot.
- **#33 Jared Samuelson** – In 14 minutes of action, scored three points and pulled down three rebounds vs. Texas Southern... Played eight minutes at Washington (one rebound), his first game action with UM since March 7, 2017... Missed first four games with preseason knee injury.
- **#35 Derrick Carter-Hollinger** – Has started past four games... Recorded double-double (10 points, 10 rebounds) vs. Coppin State, including four offensive rebounds... Tied for team lead with six rebounds at Washington... Has been in double figures for scoring in two straight games and three times this season... Has made 10 of last 14 shots and is shooting .615 on the season... Has at least five rebounds in fix games... Made collegiate debut at Stanford, ranking second on team with 15 points (5-of-6 shooting)... Scored five consecutive Griz points to get UM within a possession in second half.

## A LOOK BACK AT COPPIN STATE

- Montana has now won back-to-back games for the first time this season.
- For the second game in a row, the Grizzlies had at least four players in double figures for scoring. Sayeed Pridgett once again led the Grizzlies for a variety of statistical categories: scoring (19), rebounding (12) and assists (3).
- Freshman Derrick-Carter Hollinger recorded his first career double-double, with 10 points and 10 rebounds. Four of his rebounds came on the offensive glass. Carter-Hollinger, who earned his third consecutive start, shot 5-of-7 from the floor.
- Senior Kendal Manuel had a team-high three three-pointers and totaled 11 points on the night. Both of his triples in the second half pushed Montana's lead to a game-high 19 points.
- Junior Timmy Falls had his best all-around game of the season, totaling 14 points, three assists and two blocked shots. During the first half, he scored seven consecutive Griz points to help Montana build an early lead. He then scored back-to-back baskets a few minutes later during a 12-2 run. Through 10 minutes, the junior already had 11 points, one steal and one assist.
- Montana's only deficit came at 2-0 and lasted just 12 seconds.
- The Grizzlies led by double digits for all but 4:44 over the final 28-plus minutes.
- Montana had 18 assists compared to just 13 turnovers (season low against a Division-I opponent), including six assists and one turnover for Manuel.
- Montana scored 42 points in the first half, a season high. It was also Montana's largest half-time lead of the season.
- The Grizzlies shot 54.5 percent from the floor in the first half, knocking down 18 of 33 shot attempts, including 5 of 13 (38.5) from deep.
- Coppin State entered the contest ranked fifth nationally for three-point attempts. The Eagles took 30 three-point attempts, but made just seven of them (23.3 percent).
- Pridgett and Falls were named to the Collegiate Hoops Roadshow, presented by AtmosAir all-tournament team.

## 2019-20 BIG SKY CONFERENCE STANDINGS

School	Conf.	Pct.	Overall	Home	Away	Neutral
Sacramento State	0-0	0.000	4-0	2-0	1-0	1-0
Montana State	0-0	0.000	5-2	2-0	1-2	2-0
Eastern Washington	0-0	0.000	4-2	2-0	2-2	0-0
Northern Arizona	0-0	0.000	2-1	2-0	0-1	0-0
Southern Utah	0-0	0.000	4-3	2-0	1-3	1-0
Idaho State	0-0	0.000	3-3	2-0	1-3	0-0
Idaho	0-0	0.000	3-4	2-1	0-2	1-1
<b>Montana</b>	<b>0-0</b>	<b>0.000</b>	<b>3-4</b>	<b>3-1</b>	<b>0-3</b>	<b>0-0</b>
Northern Colorado	0-0	0.000	3-4	2-0	1-3	0-1
Portland State	0-0	0.000	3-4	1-1	1-3	1-0
Weber State	0-0	0.000	1-5	1-1	0-1	0-3

## PRONUNCIATION GUIDE

Jett Briceno ..... bruh-SEE-no  
 Eddy Egun ..... ee-gun  
 Naseem Gaskin ..... naw-SEEM gas-kin  
 Kendal Manuel ..... man-WELL  
 Sayeed Pridgett ..... sigh-EED prid-jit  
 Yagizhan Selcuk .... yaw-gee sole-CHOOK  
 Josh Vazquez ..... vaz-kez

Travis DeCuire ..... duh-CURE  
 Jay Flores ..... floor-es

## BIG SKY PRESEASON POLL

### COACHES' POLL

Place	Team	Points
<b>1.</b>	<b>Eastern Washington</b>	<b>96 (8)</b>
2.	Montana	87 (3)
3.	Weber State	86
4.	Southern Utah	71
5.	Northern Colorado	65
6.	Portland State	59
7.	Montana State	42
8.	Northern Arizona	35
9.	Sacramento State	32
10.	Idaho State	21
11.	Idaho	11

### MEDIA POLL

Place	Team	Points
<b>1.</b>	<b>Montana</b>	<b>354 (13)</b>
2.	Weber State	345 (12)
3.	Eastern Washington	330 (9)
4.	Northern Colorado	275 (2)
5.	Southern Utah	247
6.	Portland State	220
7.	Montana State	188
8.	Northern Arizona	150
9.	Sacramento State	127
10.	Idaho State	92
11.	Idaho	48

Number in parenthesis denotes first-place votes

### PRESEASON ALL-CONFERENCE TEAM

Player	Year	Pos.	School
Jerrick Harding <sup>(MVP)</sup>	Sr.	G	WSU
<b>Sayeed Pridgett</b>	<b>Sr.</b>	<b>G</b>	<b>UM</b>
Harald Frey	Sr.	G	MSU
Holland Woods	Jr.	G	PSU
Mason Peatling	Sr.	F	EWU
Jacob Davison	Jr.	G	EWU





# MONTANA BASKETBALL



## MOVIN' ON UP

In March, Sayeed Pridgett became the 34th member of Montana's 1,000-point scoring club. Pridgett (1,191) has already passed eight players this season on the all-time scoring list, most recently passing Martin Breunig (1,158) to move into 19th place.

## GAME REWINDS

- **Texas Southern (Nov. 25)** – Made 11 consecutive shots during the second half, turning a 36-36 tie into a 60-42 lead (24-6 run)... Shot 52 percent from the floor, including 62 percent in the second half... Five players were in double figures for scoring, led by Sayeed Pridgett's 19.
- **Washington (Nov. 22)** – Went on a 17-5 run across both halves to take a brief 32-31 lead early in the second half... Was called for 34 fouls, leading to 46 Washington free-throws attempts compared to just 13 for the Griz... Kendal Manuel scored a team-high 15 points... Sayeed Pridgett scored all 13 of his points consecutively... Senior Jared Samuelson made his season debut.
- **Montana Tech (Nov. 18)** – Montana suffered its first non-DI loss since 2002 and its first at home since 1980... The Grizzlies led by as many as seven points, including by five with under 2 minutes to play and three with the ball and less than a minute on the clock, but Montana turned the ball over three times in the final 90 seconds and the Orediggers closed on an 8-1 run... Kendal Manuel led the Grizzlies with a career-high 25 points.
- **Arkansas (Nov. 16)** – Montana scored just 46 points, its lowest total since scoring 46 at Kansas in December 2015... Despite that, Montana scored more points and shot at a higher percentage than any of Arkansas' first three opponents; the Razorbacks entered the game ranked in the top 10 nationally for scoring defense, field-goal defense, three-point defense and turnovers forced... Montana's defense held Arkansas 15 points and 13 percent below its season scoring and field-goal averages.
- **MSU Northern (Nov. 10)** – Montana won its home opener for the fifth time in six years under Travis DeCuire... Over the final 16 minutes, the Lights shot 14.3 percent from the floor (3-of-21) with five turnovers... Sayeed Pridgett had a career-high 30 points, including 14 consecutive Griz points in the second half... UM won the turnover battle 18-9.
- **Stanford (Nov. 6)** – Montana led for 17 minutes in the first half, but a 20-0 Stanford run in the second half doomed the Grizzlies, with Montana shooting 0-for-10 during that stretch... Sayeed Pridgett led Montana for scoring (17), rebounding (10), assists (6), steals (3), blocked shots (2) and minutes played (39)... Four Grizzlies made their collegiate debuts, including Derrick Carter-Hollinger (15 points on 5-of-6 shooting).

## LOOK WHO'S BACK

It's been established that Montana lost plenty of talent, including three players who earned all-conference recognition during their careers. While this is true, a big reason why the league's coaches and media picked Montana to finish so high is because of the players the Grizzlies have coming back.

Montana returned four rotation players from last year's championship team, and all four were key factors.

None was bigger than guard/forward combo Sayeed Pridgett, who

earned first-team All-Big Sky recognition after ranking in the top 15 in the Big Sky for scoring, field-goal percentage, steals, assists and blocks. In March, he became the 34th member of Montana's 1,000-point scoring club. His biggest asset, though, is his versatility, with Travis DeCuire saying Pridgett will likely play all five positions throughout the season.

Joining Pridgett is Kendal Manuel. The Billings native started his career at Oregon State before returning to Montana and making a big splash in his first season. Getting clearance from the NCAA to play the week of the team's season opener, Manuel made the most of that opportunity. He ranked sixth in the Big Sky for three-point shooting (.432 on 57 makes) and led the conference with a .896 free-throw percentage. He was named the league's top newcomer and top reserve.

Mack Anderson, a Bozeman product, is also back. Anderson was initially expected to redshirt in 2018-19, but got thrown into the fire during the second week of the season. He played in 28 games as a true freshman, averaging 8.5 minutes, 2.3 points and 1.6 rebounds per game. Those numbers, though, are a tad misleading, as he progressed throughout the season. Over the final month of the season, Anderson played at least 14 minutes in four contests. During those games, he shot 12-of-15 from the floor, averaging 6.0 points and 3.0 rebounds per game.

During an up-and-down sophomore campaign, Timmy Falls finished strong, starting the final five contests as the Grizzlies won a second consecutive Big Sky tournament title. He ranked second on the team with 73 assists, first with one assist every 8.3 minutes on the court and was considered the team's top perimeter defender. Falls had a negative assist-to-turnover ratio just once over the final 25 games of 2018-19, and closed the regular season with 11.0 points per game over three contests.

After redshirting a season ago, Eddy Egun is expected to fill a role this season. The two-time All-CIF Los Angeles selection has the ability to drive to the hoop or shoot from distance, and DeCuire said in October that he has grown more than anyone in terms of his willingness to compete and bring energy.

## NEW TO THE TEAM

Montana signed an exciting trio of players from the state of California last November, and all three are expected to make an impact on the court as true freshmen. Josh Vazquez (6-3 guard from outside Los Angeles) is the team's best pure point guard, DeCuire said, while Derrick Carter-Hollinger (6-5 forward from outside San Diego) and Kyle Owens (6-8 forward from outside Los Angeles) have the versatility to play multiple positions. All three scored more than 1,000 career points during their prep careers.

Vazquez never lost a league or home game during his four-year career at Bishop Montgomery, helping the Knights to a 31-2 record as a senior, winning a state championship and being ranked No. 3 nationally by MaxPreps. He averaged more than 15 points, seven assists, five rebounds and four steals per game.

Carter-Hollinger was the 2019 East County Player of the Year, averaging a double-double as both a junior and senior, including 17.6 points, 11.5 rebounds, 3.1 blocks, 2.2 assists and 1.8 steals per game during his final season. Foothills Christian High School went 24-7 and was ranked No. 13 in the entire state of California last year.

Playing for Crespi Carmelite High School, Owens won a state title as a freshman and went undefeated in league play as a junior. During his senior campaign, Owens averaged 18.3 points, 8.0 rebounds, 2.1 assists and 0.8 steals per game. Montana also brought in walk-on Jett Briceno, from Kent, Wash.

Category	% Returning
Minutes	81.3
Scoring	85.2
Rebounding	71.4
Assists	85.2
Blocks	70.2
Steals	86.0



# MONTANA BASKETBALL



## NEW TO THE TEAM (SORT OF)

Jared Samuelson played two seasons for the Griz, redshirting in 2015-16 before playing in all 32 contests in 2016-17. During that season, the 6-7 forward averaged 5.1 points and 2.4 rebounds per game while adding 11 blocks. He shot a team-best .570.

Samuelson then transferred to Rocky Mountain College in his hometown of Billings, where he became an NAIA All-American. In two seasons, he averaged 18.7 points and 7.6 rebounds per game while shooting at a .523 clip. After earning a degree in business management, Samuelson is back at Montana, where he is playing his senior season while working toward his master's in business administration. He made his season debut Nov. 22 at Washington after missing the first four games due to a minor knee injury.

## NEW, BUT WILL HAVE TO WAIT

Montana also brought in a trio of transfers who will have to wait their turn.

Griz fans will be able to see Towson transfer Yagizhan Selcuk around the start of conference play. The Turkish forward played in five games for the Tigers before transferring to Montana midway.

Naseem Gaskin, who redshirted during in his lone season at Utah, was rated as a three-star recruit by both ESPN.com and 247Sports.com, and was the 37th-best player from the state of California, according to ESPN. He averaged 14.5 points, 6.7 rebounds and 1.7 assists per game at Bishop O'Dowd High School outside of Oakland, helping his school to the CIF state tournament. Michael Steadman was San Jose State's top player last season. He led the Spartans for scoring (13.2 points per game) and rebounding (8.5 per game) while starting 29 games. He ranked third in the Mountain West for shooting (.483) and in the top 15 for both scoring and rebounding.

Gaskin will have three years of eligibility remaining, beginning in 2020-21. Steadman will be able to play one season for the Griz, in 2020-21.

## NON-CONFERENCE SUCCESS

How important is non-conference play? If you asked Travis DeCuire, he will say it's a vital time to set a team up for success come conference play, and ultimately in March. Perhaps it's just a useless stat, or perhaps there's more. Montana has posted a winning non-conference record six times since the turn of the century. The Grizzlies have played in the NCAA tournament in five of those seasons (2006, 2010, 2012, 2018 and 2019) and the CBI in the other (2011).

A season ago, Montana went 7-4 in non-conference play – its best winning percentage since 2010-11. Making the record even more impressive, Montana did so against the 43rd-toughest non-conference schedule in the entire country, featuring wins over 2019 NCAA tournament opponents Georgia State and North Dakota State, in addition to snapping South Dakota State's nation-leading 26-game home win streak.

## PRIDGETT 4 PLAYER OF THE YEAR

It was no surprise when Sayeed Pridgett's name was announced as one of six players on the Preseason All-Big Sky Conference team in October. After all, as a junior in 2019, he was the league's only player to rank in the top 15 for scoring (sixth), shooting (second), steals (11th), assists (13th) and rebounds (15th). He not only averaged 15.1 points per game, but did so on .605 shooting, the 19th-best rate in the nation. He was three times named the Big Sky Player of the Week before earning first-team all-league honors in March.

Since then, Montana has graduated a pair of 1,500-point scorers that Pridgett shared the court with last season, opening up more room for Pridgett to take over during his senior campaign.

Pridgett has been named Montana's Ryan Dick Award winner as the team's most-improved player each of the past three seasons. It's not just his scoring that impresses Travis DeCuire, though. Night in and night out, Pridgett fills the box score, with DeCuire recently calling Pridgett the most versatile player he's ever coached.



As a freshman in 2016, Pridgett averaged 8.1 points and 3.9 rebounds per game while shooting at a .524 clip (ninth in Big Sky). As a sophomore, he was Montana's top player off the bench, averaging 8.4 points and 4.3 rebounds per game while adding 1.2 steals per contest (11th in Big Sky). His breakout season came a year later, when he not only was one of the league's top all-around players, but added even more versatility to his game with the development of a three-point shot (.463 shooting on 19 makes) and added defense.

"Sayeed is one of those guys who always comes ready to play, and he always continues to progress regardless of any past success," DeCuire said. "We don't really talk about his progression, he just does it."

Over the final 14 games of his junior season, Pridgett led the Griz for scoring nine times, averaging 19.4 points per game on .671 shooting. He added 15 steals, six blocks and 5.4 rebounds per game.

## LOFTY EXPECTATIONS

So much for catching teams by surprise. Despite losing 75 percent of their minutes played and five of their top seven scorers, the Grizzlies were still picked to win the Big Sky Conference by the league's media affiliates and finish second according to the coaches (full polls on Page 5).

If Montana can win a third consecutive Big Sky championship, it would be unprecedented on many levels. Despite winning 12 regular-season championships and a league-record 11 tournament titles in its history, Montana has never won either in three consecutive seasons.

In fact, a Big Sky team has won the tournament three years in a row just once – from 1978-80 – and one would have to go back to 1973 to find the last time a single team won the Big Sky regular season in three consecutive seasons.



# MONTANA BASKETBALL



## DOMINANT DECUIRE

Travis DeCuire is in his sixth season at his alma mater. Despite a long line of successful Griz coaches, no Montana coach has ever won as many games through his first five seasons as DeCuire has (109-58). Blaine Taylor— DeCuire's head coach while he was player – had 104 wins through his first five seasons. Other notable Griz coaches include Stew Morrill (98), Wayne Tinkle (91), Mike Montgomery (89), Jud Heathcote (80) and George Dahlberg (70).

- DeCuire was named coach of the year by the Big Sky Conference and NABC District 6 in 2018.
- DeCuire is the fastest coach in Big Sky history to win 50 league games.
- Entering 2019-20, DeCuire's .763 winning percentage is the third-best in Big Sky Conference history, and best among coaches with three or more years.
- DeCuire has averaged 21.8 wins per season over first seasons as head coach (third in Big Sky history).
- DeCuire is Montana's only coach to win three regular-season conference titles. He has also won the league tournament twice.

## CHALLENGING SCHEDULE

- Of Montana's nine Division-I non-conference opponents, five posted winning records a season ago, with four winning at least 20 games. Oregon and Washington played in the NCAA tournament.
- Washington won the Pac-12 regular-season title in 2019, advancing to the second round of the NCAA tournament. In two years under Mike Hopkins, the Huskies have averaged 24 wins per season, after winning nine games the year prior to his arrival.
- Oregon has made the NCAA tournament in six of the past seven seasons, including the Sweet 16 in 2019 after winning the Pac-12 tournament title. The Ducks advanced to the Final Four as recently as 2017.
- Stanford made the second round of the NIT in 2018 and won the tournament in 2015.
- Arkansas has played in the NCAA tournament in three of the past five seasons and went to the second round of the NIT in 2019, finishing with 18 wins. The Razorbacks averaged more than 15,000 fans per game, which ranked 11th in the country.
- New Mexico has been to the NCAA tournament four times in the past decade, earning a No. 3 seed in 2013. The Pit, home to New Mexico basketball, is one of the top home-court advantages in the country, with the Lobos winning more than 80 percent of their games inside the venue. They have ranked in the top 30 for attendance each of the past 50 years. In 2013, the NCAA named The Pit as one of the top-five loudest basketball arenas, and Sports Illustrated named it one of the top-10 college basketball venues in the nation.
- Texas Southern has played in the NCAA tournament in four of the past six seasons, winning three SWAC titles during that span. The Tigers are coming off of a season in which they won 22 games and played in the CIT semifinals.
- Making the jump from Division II to Division I just eight years ago, Omaha has had plenty of success in that little time. The Mavericks qualified for the CBI in their first season of postseason eligibility (2016) and have played in the Summit League title game in two of the past three years.

## GOOD AT BOTH

Montana was one of 19 teams across the country in 2018-19 to rank in the top 100 nationally for scoring offense (76.1 points per game, 82nd) and scoring defense (68.5 points per game, 90th). The Grizzlies were also in the top 100 for both statistical categories in 2017-18.


## HISTORICALLY GOOD

Montana won 26 games a season ago, tied for the third-most in school history (along with the 2017-18 team). The program won 52 games in 2017-18 and 2018-19 combined, the most ever over a two-year period. Stretching it out even further, Montana won 89 games during Bobby Moorehead and Michael Oguine's four-year careers, the second-best four-year stretch in school history.

Montana was one of 21 schools nationally to win at least 25 games in both 2017-18 and 2018-19. The full list includes: Buffalo, Cincinnati, Duke, Gonzaga, Houston, Kansas, Kansas State, Kentucky, Michigan, Michigan State, Murray State, Nevada, New Mexico State, North Carolina, North Carolina-Greensboro, Old Dominion, Tennessee, Texas Tech, Vermont and Virginia.

## ON TOP OF THE BIG SKY

Montana repeated as Big Sky Conference champions in 2018-19, winning both the regular-season and tournament titles. Just five times in the league's history has the same team won both the regular season and tournament in consecutive seasons. The Grizzlies have done it three of those times (1979-80 Weber State, 1981-82 Idaho, 1991-92 Montana, 2012-13 Montana, 2018-19 Montana).



## HIGHLIGHTS FROM 2018-19

- Montana went 26-9 in 2018-19, tied for the third-most wins in school history.
- The Grizzlies won both the Big Sky Conference regular-season and tournament championships, becoming the fifth school in Big Sky history to win both in back-to-back seasons.
- Four Grizzlies earned recognition from the Big Sky Conference, including first-team All-Big Sky selections Ahmaad Rorie and Sayeed Pridgett. Additionally, Michael Oguine earned third-team honors while Kendal Manuel was named the league's top reserve and newcomer.
- Rorie was the Big Sky tournament MVP, while Oguine was named to the all-tournament team, after the Grizzlies won the tournament title with wins over Sacramento State, Weber State and Eastern Washington.
- Montana was one of 19 schools nationally to rank in the top 100 for both scoring offense (76.1 points per game, 82nd) and scoring defense (68.5, 90th).
- The Grizzlies shot .492 from the floor (10th in NCAA). They made at least half of their shots in 20 contests.
- Conversely, Montana held opponents under .400 shooting 10 times, and under their season scoring average in 27 of 34 games.
- Montana made at least eight three-pointers in 22 games after hitting that number just four times in 2017-18. Overall, the Grizzlies shot .376 from deep, ranking 38th in the NCAA, after being 236th the year prior.





# MONTANA BASKETBALL



- Montana finished the season with three players ranked in the top 20 in the Big Sky for scoring, not including Jamar Akoh (16.3), who did not play in enough games to qualify.
- Of the 21 statistical categories tracked by the Big Sky Conference, Montana was in the top three in 14 of them. The Grizzlies led the league for scoring margin, field-goal percentage, three-point percentage, rebounding defense and rebounding margin.
- Montana's 7-4 non-conference record was its best since 2010-11, and it came against the nation's 43rd-toughest schedule. The slate included wins over 2019 NCAA tournament teams Georgia State and North Dakota State, in addition to snapping South Dakota State's nation-leading 26-game home win streak.
- Montana won 10 games in a row from Jan. 12 through Feb. 23. During the streak, the Grizzlies trailed for just 29 minutes, 2 seconds (7.3 percent of action).

## GRIZ HISTORY

- Montana has posted a .500 or better record in 11 consecutive seasons and has won 20-plus games in four of five seasons under Travis DeCuire.
- Montana has won back-to-back Big Sky Conference titles (regular season and tournament). Overall, the program has won the Big Sky regular season 12 times and the tournament on 11 occasions (first).
- Montana has played in the NCAA tournament in each of the past two seasons and 12 times overall. The Grizzlies' first appearance came in 1975, earning a win over Utah State in the Round of 32. Montana also was victorious in 2006, knocking off No. 5 seed Nevada. The Grizzlies have also played in the NIT four times and CBI once.
- Montana won 52 games in 2017-18 and 2018-19 combined, the best two-year stretch in school history.
- Over the past eight seasons, Montana has won five regular-season Big Sky titles, finishing runner-up two other times. The Grizzlies have played in the conference title game eight times in the past 10 years, winning five times.
- Montana is closing in on 1,500 all-time victories, entering the season with a 1,489-1,248-1 record (.544).
- Montana has one of the nation's top home-court advantages, entering the season with a 992-408 record at home (.709) including 712-247 (.742) inside Dahlberg Arena.
- Notable former head coaches include College Basketball Hall of Famers Jud Heathcote and Mike Montgomery, in addition to Montana alums Blaine Taylor, Larry Krystkowiak and Wayne Tinkle.
- Krystkowiak is Montana's all-time leading scorer (2,017) and rebounder (1,105). He is one of 123 Division I players in NCAA history with more than 2,000 career points and 1,000 career rebounds.
- Montana has had seven NBA Draft picks, including first-round selections Michael Ray Richardson and Lee Johnson. More than a dozen former players are actively playing professionally across the globe.

## BEST OF THE WEST

Of the 71 western schools in NCAA Division-I basketball (those in the Big Sky, Big West, Mountain West, Pac-12, Summit League, WAC and West Coast), very few have had the level of success that Montana has enjoyed over the past decade. From 2009-10 through 2018-19, the Grizzlies won five regular-season conference titles (T-2nd), played in the NCAA tournament five times (7th) and won 219 games (9th).

## CONFERENCE TITLES

Gonzaga (9)  
**Montana (5)**  
 Arizona (5)  
 San Diego State (5)  
 South Dakota State (5)  
 Nevada (4)  
 New Mexico State (4)  
 UC Irvine (4)  
 Long Beach State (3)  
 New Mexico (3)  
 Saint Mary's (3)  
 Utah State (3)

## NCAA BERTHS

Gonzaga (10)  
 New Mexico State (8)  
 Arizona (7)  
 San Diego State (7)  
 Oregon (6)  
 UCLA (6)  
**Montana (5)**  
 BYU (5)  
 Saint Mary's (5)  
 South Dakota State (5)

## MOST WINS

Gonzaga (304)  
 Arizona (264)  
 Saint Mary's (262)  
 San Diego State (256)  
 BYU (252)  
 Oregon (251)  
 New Mexico State (246)  
 South Dakota State (224)  
**Montana (219)**  
 New Mexico (218)  
 UCLA (215)  
 Utah State (211)  
 Weber State (209)  
 Nevada (208)  
 Colorado (204)  
 UNLV (204)  
 UC Irvine (202)  
 Washington (201)



## MONTANA BASKETBALL



## 2019-20 MONTANA GRIZZLIES ROSTER

No.	Name	Year	Pos.	Ht.	Wt.	Exp.	Hometown (Previous School)
0	Kyle Owens	Fr.	F	6-8	205	HS	Calabasas, Calif. (Crespi Carmelite H.S.)
1	Timmy Falls	Jr.	G	6-2	167	2L	Dublin, Calif. (Dublin H.S.)
2	Kendal Manuel	R-Sr.	G	6-4	189	1L	Billings, Mont. (Oregon State/Skyview H.S.)
3	Josh Vazquez	Fr.	G	6-3	168	HS	Torrance, Calif. (Bishop Montgomery H.S.)
4	Sayed Pridgett	Sr.	G	6-5	200	3L	Oakland, Calif. (Elcerrito H.S.)
5	Naseem Gaskin	R-Fr.	G	6-3	175	TR	Oakland, Calif. (Utah/Bishop O'Dowd H.S.)
10	Eddy Egun	R-Fr.	G	6-4	198	RS	Woodland Hills, Calif. (El Camino Real H.S.)
13	Jett Briceno	Fr.	G	6-3	160	HS	Kent, Wash. (Kentrige H.S.)
22	Yagizhan Selcuk	So.	F	6-8	235	TR	Istanbul, Turkey (Towson/Phelps School (PA))
23	Mack Anderson	So.	F	6-9	205	1L	Bozeman, Mont. (Bozeman H.S.)
24	Freddy Brown III	So.	G	6-2	164	1L	Seattle, Wash. (Nathan Hale H.S.)
31	Michael Steadman	Sr.	F	6-10	245	TR	Union City, Calif. (San Jose State/James Logan H.S.)
32	Peter Jones	R-So.	F	6-8	218	1L	Seattle, Wash. (O'Dea H.S.)
33	Jared Samuelson	Sr.	F	6-7	215	TR	Billings, Mont. (Rocky Mountain/Billings West H.S.)
35	Derrick Carter-Hollinger	Fr.	F	6-4	200	HS	El Cajon, Calif. (Foothills Christian H.S.)

## STARTERS RETURNING (1)

No.	Name	GP/GS	MPG	PPG	RPG	AST	BLK	STL	FG%	3FG%	FT%
4	Sayed Pridgett	35/35	29.6	15.1	4.9	78	17	44	.605	.463	.570

## OTHER PLAYERS RETURNING (7)

No.	Name	GP/GS	MPG	PPG	RPG	AST	BLK	STL	FG%	3FG%	FT%
1	Timmy Falls	33/8	20.1	4.7	1.6	73	6	27	.381	.347	.765
2	Kendal Manuel	35/1	19.3	8.7	2.1	44	2	17	.431	.422	.857
23	Mack Anderson	28/0	8.5	2.3	1.6	6	5	1	.659	---	.450
24	Freddy Brown III	15/0	2.1	1.1	0.3	1	0	0	.385	.500	.750
32	Peter Jones	6/0	1.2	0.0	0.0	0	0	0	---	---	---
10	Eddy Egun	-/-	---	-----	--	--	--	---	---	---	---
22	Yagizhan Selcuk	-/-	---	-----	--	--	--	---	---	---	---

## NEWCOMERS (7)

No.	Name	Year	Pos.	Notes
0	Kyle Owens	Fr.	F	Daily News, All-SoCal Varsity Team first-team all area; averaged 18.3 ppg, 8.0 rpg, 2.1 apg
3	Josh Vazquez	Fr.	G	All-CIF Southern Section, All-Del Rey League; won four straight undefeated league championships
5	Naseem Gaskin	R-Fr.	G	Redshirted at Utah in 2018-19; ESPN's No. 37 prep player from state of California
13	Jett Briceno	Fr.	G	Rated as MaxPrep's 33rd-best prep player from state of Washington
31	Michael Steadman	Sr.	F	Led San Jose State with 13.2 ppg and 8.5 rpg in 2018-19, earning 29 starts
33	Jared Samuelson	Sr.	F	Two-time NAIA All-American; averaged 18.7 ppg, 7.6 rpg; played freshman season at Montana
35	Derrick-Carter Hollinger	Fr.	F	East County Player of the Year; two-time all-county selection; averaged 17.6 ppg, 11.5 rpg

## STARTERS LOST (4)

No.	Name	GP/GS	MPG	PPG	RPG	AST	BLK	STL	FG%	3FG%	FT%
0	Michael Oguine	34/34	30.1	12.9	5.4	64	24	41	.497	.347	.715
14	Ahmaad Rorie	35/35	34.7	14.9	4.1	142	2	32	.466	.356	.809
15	Jamar Akoh	15/15	29.1	15.5	8.7	26	5	30	.587	---	.602
24	Bobby Moorehead	35/35	29.4	5.4	5.2	56	27	24	.351	.309	.609

## OTHER PLAYERS LOST (4)

No.	Name	GP/GS	MPG	PPG	RPG	AST	BLK	STL	FG%	3FG%	FT%
2	Donaven Dorsey	32/10	15.6	6.2	1.6	14	11	10	.500	.461	.655
13	Ben Carter	10/0	4.3	0.4	0.8	2	0	1	.250	.000	.000
33	Kelby Kramer	21/2	6.0	0.9	0.9	4	7	2	.615	---	.286
34	Tony Miller	-/-	---	-----	--	--	--	---	---	---	---



## MONTANA BASKETBALL



## 2019-20 SEASON STATISTICS - ALL GAMES

RECORD:	OVERALL	HOME	AWAY	NEUTRAL
ALL GAMES	3-4	3-1	0-3	0-0
CONFERENCE	0-0	0-0	0-0	0-0
NON-CONFERENCE	3-4	3-1	0-3	0-0

#	Player	gp-gs	min	avg	Total		3-Point		F-Throw		Rebounds				pf	dq	a	to	blk	stl	pts	avg		
					fg-fga	fg%	3fg-fga	3fg%	ft-fta	ft%	off	def	tot	avg										
04	Sayed Pridgett	7-6	257	36.7	52-98	.53	3-12	.25	18-27	.66	8	45	53	7.6	18	1	23	27	6	15	125	17.9		
02	Kendal Manuel	7-6	238	34.0	33-87	.37	13-43	.30	14-16	.87	3	22	25	3.6	7	0	12	11	2	4	93	13.3		
35	Derrick Carter-Holl	7-3	160	22.9	24-39	.61	1-1	1.000	7-12	.58	14	26	40	5.7	19	1	3	9	5	6	56	8.0		
01	Timmy Falls	7-3	189	27.0	18-40	.45	4-14	.28	6-13	.46	1	19	20	2.9	20	0	18	25	4	8	46	6.6		
00	Kyle Owens	7-6	138	19.7	13-31	.41	1-9	.11	13-15	.86	9	11	20	2.9	22	1	4	8	1	1	40	5.7		
03	Josh Vazquez	7-3	199	28.4	13-42	.31	9-26	.34	5-6	.83	1	18	19	2.7	9	0	13	17	1	6	40	5.7		
10	Eddy Egun	7-0	102	14.6	8-25	.32	4-12	.33	2-4	.50	3	18	21	3.0	12	0	6	7	2	2	22	3.1		
23	Mack Anderson	7-3	87	12.4	6-19	.31	0-0	.00	4-6	.66	8	9	17	2.4	18	1	1	6	4	1	16	2.3		
33	Jared Samuelson	3-0	31	10.3	2-10	.20	0-1	.00	1-2	.50	1	5	6	2.0	3	0	1	0	0	0	5	1.7		
Team											10	7	17											
Total.....		7	1401		169-391	.43	35-118	.29	70-101	.69	58	180	238	34.0	128	4	81	129	25	43	443	63.3		
Opponents.....		7	1401		161-386	.41	38-137	.27	98-134	.73	57	172	229	32.7	115	-	81	110	19	57	458	65.4		

TEAM STATISTICS	UM	OPP	Date	Opponent	Score	Att.
SCORING	443	458	11/6/19	at Stanford	L 62-73	0
Points per game	63.3	65.4	11/10/19	MSU NORTHERN	W 64-50	2927
Scoring margin	-2.1	-	11/16/19	at Arkansas	L 46-64	13058
FIELD GOALS-ATT	169-391	161-386	11/18/19	MONTANA TECH	L 72-74	2857
Field goal pct	.432	.417	11/22/19	at Washington	L 56-73	8370
3 POINT FG-ATT	35-118	38-137	11/25/19	TEXAS SOUTHERN	W 74-62	2981
3-point FG pct	.297	.277	11/29/19	COPPIN STATE	W 69-62	3335
3-pt FG made per gam	5.0	5.4	* - Conference game			
FREE THROWS-ATT	70-101	98-134				
Free throw pct	.693	.731				
F-Throws made per ga	10.0	14.0				
REBOUNDS	238	229				
Rebounds per game	34.0	32.7				
Rebounding margin	+1.3	-				
ASSISTS	81	81				
Assists per game	11.6	11.6				
TURNOVERS	129	110				
Turnovers per game	18.4	15.7				
Turnover margin	-2.7	-				
Assist/turnover ratio	0.6	0.7				
STEALS	43	57				
Steals per game	6.1	8.1				
BLOCKS	25	19				
Blocks per game	3.6	2.7				
ATTENDANCE	12100	21428				
Home games-Avg/Gam	4-3025	3-7143				
Neutral site-Avg/Game	-	0-0				

Score by Periods	1st	2nd	Totals
Montana	216	227	443
Opponents	218	240	458





## MONTANA BASKETBALL



## 2019-20 SEASON STATISTICS - HOME GAMES

#	Player	gp-gs	min	avg	Total		3-Point		F-Throw		Rebounds				pf	dq	a	to	blk	stl	pts	avg
					fg-fga	fg%	3fg-fga	3fg%	ft-fga	ft%	off	def	tot	avg								
00	Kyle Owens	4-3	86	21.5	11-20	.55	1-6	.16	10-10	1.000	7	9	16	4.0	13	1	2	7	1	0	33	8.3
01	Timmy Falls	4-2	115	28.8	16-31	.51	4-9	.44	4-8	.50	1	13	14	3.5	12	0	9	15	3	5	40	10.0
02	Kendal Manuel	4-3	141	35.2	20-46	.43	7-23	.30	12-13	.92	1	12	13	3.3	2	0	9	5	2	3	59	14.8
03	Josh Vazquez	4-1	110	27.5	6-18	.33	4-10	.40	2-2	1.000	0	10	10	2.5	1	0	8	8	1	2	18	4.5
04	Sayeed Pridgett	4-3	152	38.0	34-63	.54	1-7	.14	13-19	.68	4	29	33	8.3	9	0	15	9	3	9	82	20.5
10	Eddy Egun	4-0	53	13.3	3-10	.30	0-4	.00	1-2	.50	1	11	12	3.0	6	0	2	2	2	1	7	1.8
23	Mack Anderson	4-1	37	9.3	2-7	.28	0-0	.00	1-3	.33	4	4	8	2.0	7	1	0	2	1	1	5	1.3
33	Jared Samuelson	2-0	23	11.5	2-7	.28	0-1	.00	1-2	.50	1	4	5	2.5	1	0	1	0	0	0	5	2.5
35	Derrick Carter-Holl	4-2	84	21.0	15-24	.62	0-0	.00	0-1	.00	7	16	23	5.8	9	0	3	4	3	4	30	7.5
Team											3	4	7				17					
Total.....		4	801		109-226	.48	17-60	.28	44-60	.73	29	112	141	35.2	60	2	49	69	16	25	279	69.8
Opponents.....		4	801		95-236	.40	27-89	.30	31-49	.63	34	95	129	32.2	67	-	52	66	7	25	248	62.0

## 2019-20 SEASON STATISTICS - ROAD GAMES

#	Player	gp-gs	min	avg	Total		3-Point		F-Throw		Rebounds				pf	dq	a	to	blk	stl	pts	avg
					fg-fga	fg%	3fg-fga	3fg%	ft-fga	ft%	off	def	tot	avg								
00	Kyle Owens	3-3	52	17.3	2-11	.18	0-3	.00	3-5	.60	2	2	4	1.3	9	0	2	1	0	1	7	2.3
01	Timmy Falls	3-1	74	24.7	2-9	.22	0-5	.00	2-5	.40	0	6	6	2.0	8	0	9	10	1	3	6	2.0
02	Kendal Manuel	3-3	97	32.3	13-41	.31	6-20	.30	2-3	.66	2	10	12	4.0	5	0	3	6	0	1	34	11.3
03	Josh Vazquez	3-2	89	29.7	7-24	.29	5-16	.31	3-4	.75	1	8	9	3.0	8	0	5	9	0	4	22	7.3
04	Sayeed Pridgett	3-3	105	35.0	18-35	.51	2-5	.40	5-8	.62	4	16	20	6.7	9	1	8	18	3	6	43	14.3
10	Eddy Egun	3-0	49	16.3	5-15	.33	4-8	.50	1-2	.50	2	7	9	3.0	6	0	4	5	0	1	15	5.0
23	Mack Anderson	3-2	50	16.7	4-12	.33	0-0	.00	3-3	1.000	4	5	9	3.0	11	0	1	4	3	0	11	3.7
33	Jared Samuelson	1-0	8	8.0	0-3	.00	0-0	.00	0-0	.00	0	1	1	1.0	2	0	0	0	0	0	0	0.0
35	Derrick Carter-Holl	3-1	76	25.3	9-15	.60	1-1	1.000	7-11	.63	7	10	17	5.7	10	1	0	5	2	2	26	8.7
Team											7	3	10				2					
Total.....		3	600		60-165	.36	18-58	.31	26-41	.63	29	68	97	32.3	68	2	32	60	9	18	164	54.7
Opponents.....		3	600		66-150	.44	11-48	.22	67-85	.78	23	77	100	33.3	48	-	29	44	12	32	210	70.0



## MONTANA BASKETBALL



## 2019-20 SEASON STATISTICS - WINS

#	Player	gp-gs	min	avg	Total		3-Point		F-Throw		Rebounds				pf	dq	a	to	blk	stl	pts	avg
					fg-fga	fg%	3fg-fga	3fg%	ft-fga	ft%	off	def	tot	avg								
00	Kyle Owens	3-3	60	20.0	9-15	.60	1-5	.20	0-0	.00	6	6	12	4.0	8	0	2	4	1	0	19	6.3
01	Timmy Falls	3-2	77	25.7	12-25	.48	2-6	.33	3-6	.50	0	10	10	3.3	8	0	7	10	3	2	29	9.7
02	Kendal Manuel	3-3	102	34.0	10-30	.33	5-17	.29	9-10	.90	1	9	10	3.3	2	0	9	5	2	3	34	11.3
03	Josh Vazquez	3-1	93	31.0	6-18	.33	4-10	.40	2-2	1.000	0	8	8	2.7	0	0	7	5	1	1	18	6.0
04	Sayeed Pridgett	3-3	113	37.7	29-53	.54	1-7	.14	9-12	.75	2	22	24	8.0	6	0	9	5	2	8	68	22.7
10	Eddy Egun	3-0	42	14.0	2-9	.22	0-4	.00	1-2	.50	1	9	10	3.3	5	0	1	2	2	1	5	1.7
23	Mack Anderson	3-1	24	8.0	1-4	.25	0-0	.00	1-2	.50	3	3	6	2.0	2	0	0	1	0	1	3	1.0
33	Jared Samuelson	2-0	23	11.5	2-7	.28	0-1	.00	1-2	.50	1	4	5	2.5	1	0	1	0	0	0	5	2.5
35	Derrick Carter-Holl	3-2	66	22.0	13-18	.72	0-0	.00	0-1	.00	6	12	18	6.0	6	0	3	4	3	3	26	8.7
Team											2	2	4									
Total.....		3	600		84-179	.46	13-50	.26	26-37	.70	22	85	107	35.7	38	0	39	36	14	19	207	69.0
Opponents.....		3	600		67-176	.38	17-70	.24	23-33	.69	24	77	101	33.7	44	-	32	48	6	17	174	58.0

## 2019-20 SEASON STATISTICS - LOSSES

#	Player	gp-gs	min	avg	Total		3-Point		F-Throw		Rebounds				pf	dq	a	to	blk	stl	pts	avg
					fg-fga	fg%	3fg-fga	3fg%	ft-fga	ft%	off	def	tot	avg								
00	Kyle Owens	4-3	78	19.5	4-16	.25	0-4	.00	13-15	.86	3	5	8	2.0	14	1	2	4	0	1	21	5.3
01	Timmy Falls	4-1	112	28.0	6-15	.40	2-8	.25	3-7	.42	1	9	10	2.5	12	0	11	15	1	6	17	4.3
02	Kendal Manuel	4-3	136	34.0	23-57	.40	8-26	.30	5-6	.83	2	13	15	3.8	5	0	3	6	0	1	59	14.8
03	Josh Vazquez	4-2	106	26.5	7-24	.29	5-16	.31	3-4	.75	1	10	11	2.8	9	0	6	12	0	5	22	5.5
04	Sayeed Pridgett	4-3	144	36.0	23-45	.51	2-5	.40	9-15	.60	6	23	29	7.3	12	1	14	22	4	7	57	14.3
10	Eddy Egun	4-0	60	15.0	6-16	.37	4-8	.50	1-2	.50	2	9	11	2.8	7	0	5	5	0	1	17	4.3
23	Mack Anderson	4-2	63	15.8	5-15	.33	0-0	.00	3-4	.75	5	6	11	2.8	16	1	1	5	4	0	13	3.3
33	Jared Samuelson	1-0	8	8.0	0-3	.00	0-0	.00	0-0	.00	0	1	1	1.0	2	0	0	0	0	0	0	0.0
35	Derrick Carter-Holl	4-1	94	23.5	11-21	.52	1-1	1.000	7-11	.63	8	14	22	5.5	13	1	0	5	2	3	30	7.5
Team											8	5	13									
Total.....		4	801		85-212	.40	22-68	.32	44-64	.68	36	95	131	32.8	90	4	42	93	11	24	236	59.0
Opponents.....		4	801		94-210	.44	21-67	.31	75-101	.74	33	95	128	32.0	71	-	49	62	13	40	284	71.0



# MONTANA BASKETBALL



## 2018-19 GAME-BY-GAME STATISTICS

Opponent	Date	Score	W/L	FG-A	Pct.	3FG-A	Pct.	FT-A	Pct.	Off	Def	Tot	Avg	Pf	A	TO	Blk	Stl	Pts	Avg
-----REBOUNDS-----																				
---3-PTRS---   ---FTS---																				
at Stanford	11/6/19	62-73	L	23-52	.442	7-20	.350	9-14	.643	5	26	31	31.0	13	9	17	4	6	62	62.0
MSU NORTHERN	11/10/19	64-50	W	27-60	.450	2-14	.143	8-10	.800	8	23	31	31.0	8	11	9	5	7	64	63.0
at Arkansas	11/16/19	46-64	L	18-56	.321	2-16	.125	8-14	.571	15	24	39	33.7	22	10	23	5	5	46	57.3
MONTANA TECH	11/18/19	72-74	L	25-47	.532	4-10	.400	18-23	.783	7	27	34	33.8	22	10	33	2	6	72	61.0
AT WASHINGTON	11/22/19	56-73	L	19-57	.333	9-22	.409	9-13	.692	9	18	27	32.4	33	13	20	0	7	56	60.0
TEXAS SOUTHERN	11/25/19	74-62	W	28-54	.519	3-11	.273	15-20	.750	5	30	35	32.8	16	10	14	4	6	74	62.3
COPPIN STATE	11/29/19	69-62	W	29-65	.446	8-25	.320	3-7	.429	9	32	41	34.0	14	18	13	5	6	69	63.3
<b>MONTANA</b>		<b>443</b>		<b>169-391</b>	<b>.432</b>	<b>35-118</b>	<b>.297</b>	<b>70-101</b>	<b>.693</b>	<b>58</b>	<b>180</b>	<b>238</b>	<b>34.0</b>	<b>128</b>	<b>81</b>	<b>129</b>	<b>25</b>	<b>43</b>	<b>443</b>	<b>63.3</b>
<b>OPPONENTS</b>		<b>458</b>		<b>161-386</b>	<b>.417</b>	<b>38-137</b>	<b>.277</b>	<b>98-134</b>	<b>.731</b>	<b>57</b>	<b>172</b>	<b>229</b>	<b>32.7</b>	<b>115</b>	<b>81</b>	<b>110</b>	<b>19</b>	<b>57</b>	<b>458</b>	<b>65.4</b>

## 2018-19 GAME-BY-GAME COMPARISONS

Opponent	1st	2nd	Score	Total FG	FG Pct.	3-Pointers	3FG Pct.	Free Throws	FT Pct.	RBs	Assists	TOs	Blocks	Steals	Fouls
Stanford	28/30	34/43	62-73	23-52/27-54	.442/.500	7-20/7-17	.350/.412	9-14/12-13	.643/.923	31/27	9/13	17/10	4/5	6/13	13/12
MSU NORTHERN	30/32	34/18	64-50	27-60/20-53	.450/.377	2-14/6-25	.143/.240	8-10/4-4	.800/1.000	31/30	11/9	9/18	5/4	7/4	8/13
Arkansas	18/31	28/33	46-64	18-56/20-54	.321/.370	2-16/4-20	.125/.200	8-14/20-26	.571/.769	39/37	10/9	23/13	5/2	5/11	22/18
MSU NORTHERN	36/36	36/38	72-74	25-47/28-60	.532/.467	4-10/10-19	.400/.526	18-23/8-16	.783/.500	34/31	10/21	33/18	2/1	6/8	22/25
Washington	29/31	27/42	56-73	19-57/19-42	.333/.452	9-22/0-11	.409/.000	9-13/35-46	.692/.761	27/36	13/7	20/21	0/5	7/8	33/18
TEXAS SOUTHERN	33/29	41/33	74-62	28-54/24-64	.519/.375	3-11/4-15	.273/.267	15-20/10-18	.750/.556	35/37	10/14	14/17	4/2	6/8	16/19
COPPIN STATE	42/29	27/33	69-62	29-65/23-59	.446/.390	8-25/7-30	.320/.233	3-7/9-11	.429/.818	41/34	18/9	13/13	5/0	6/5	14/12





## MONTANA BASKETBALL



## THE GRIZZLIES' 2017-18 RECORD WHEN...

## GAME LOCATION

At Dahlberg Arena .....	3-1
On the Road .....	0-3
Neutral Site .....	0-0

## TOP-25 OPPONENT (AP POLL)

At Dahlberg Arena .....	0-0
On the Road .....	0-1
Neutral Site .....	0-0

## ON TV

At Dahlberg Arena .....	1-1
On the Road .....	0-3
Neutral Site .....	0-0

## OVERTIME

At Dahlberg Arena .....	0-0
On the Road .....	0-0
Neutral Site .....	0-0

## HALFTIME SCORE

Leading at the Half .....	2-0
Trailing at the Half .....	1-3
Tied at the Half .....	0-1

## FINAL MARGIN

1-4 .....	0-1
5-9 .....	1-0
10+ .....	2-3

## GRIZ SCORING

<50 .....	0-1
50-59 .....	0-1
60-69 .....	2-1
70-79 .....	1-1
80-89 .....	0-0
90+ .....	0-0

## OPPONENT SCORING

<50 .....	0-0
50-59 .....	1-0
60-69 .....	3-1
70-79 .....	0-3
80-89 .....	0-0
90+ .....	0-0

## FIELD-GOAL PERCENTAGE

Better Field-Goal Percentage .....	3-1
Worse Field-Goal Percentage .....	0-3

UM Shoots <.400 .....	0-2
UM Shoots .400-.449 .....	1-1
UM Shoots .450-.499 .....	1-0
UM Shoots .500+ .....	1-1

Opponent Shoots <.400 .....	3-1
Opponent Shoots .400-.449 .....	0-0
Opponent Shoots .450-.499 .....	0-2
Opponent Shoots .500+ .....	0-1

## 3-POINT SHOOTING

Better 3-Point FG Percentage .....	3-1
Worse 3-Point FG Percentage .....	1-3
Same 3-Point FG Percentage .....	0-0

UM Makes 0-4 .....	2-2
UM Makes 5-7 .....	0-1
UM makes 8+ .....	1-1

Opponent Makes 0-4 .....	1-2
Opponent Makes 5-7 .....	2-1
Opponent Makes 8+ .....	0-1

## FREE-THROW SHOOTING

Better Free-Throw Percentage .....	1-1
Worse Free-Throw Percentage .....	2-3
Same Free-Throw Percentage .....	0-0

UM Shoots More FTs .....	2-2
UM Shoots Fewer FTs .....	1-2
UM Shoots Same FTs .....	0-0

UM Makes More FTs .....	2-1
UM Makes Fewer FTs .....	1-3
UM Makes Same FTs .....	0-0

## REBOUNDING

More Rebounds than Opponent .....	2-3
Fewer Rebounds than Opponent .....	1-1
Same Rebounds as Opponent .....	0-0

## ASSISTS

More Assists than Opponent .....	2-2
Fewer Assists than Opponent .....	1-2
Same Assists as Opponent .....	0-0

## TURNOVERS

Fewer Turnovers than Opponent .....	2-1
More Turnovers than Opponent .....	0-3
Same Turnovers as Opponent .....	1-0

UM Commits < 10 .....	1-0
UM Commits 10-15 .....	2-0
UM Commits 16+ .....	0-4

Opponent Commits < 10 .....	0-0
Opponent Commits 10-15 .....	0-2
Opponent Commits 16+ .....	1-2

## TIME OF DAY

Day Game .....	1-1
Night Game .....	3-2

## DAY OF THE WEEK

Monday .....	1-1
Tuesday .....	0-0
Wednesday .....	0-1
Thursday .....	0-0
Friday .....	1-1
Saturday .....	0-1
Sunday .....	1-0

## MONTH

November .....	3-4
December .....	0-0
January .....	0-0
February .....	0-0
March .....	0-0

## UNIFORMS

Maroon .....	0-3
White .....	3-1

## GRIZ VS. OPPOSING CONFERENCES

Big Sky .....	0-0
Mid-Eastern .....	1-0
Mountain West .....	0-0
Pac-12 .....	0-2
Southeastern .....	0-1
Summit .....	0-0
SWAC .....	1-0
Non-Division I .....	1-1

## GRIZ IN THE STATE OF

Arizona .....	0-0
Arkansas .....	0-1
California .....	0-1
Colorado .....	0-0
Idaho .....	0-0
Montana .....	3-1
Nebraska .....	0-0
Oregon .....	0-0
Utah .....	0-0
Washington .....	0-1



## MONTANA BASKETBALL



## 2018 STATISTICS - MATCH-BY-MATCH LEADERS

DATE	OPPONENT	MINUTES	POINTS	REBOUNDS	ASSISTS	BLOCKS	STEALS
11/6	at Stanford	Pridgett (39)	Pridgett (17)	Pridgett (10)	Pridgett (6)	Pridgett (2)	Pridgett (3)
11/10	MSU NORTHERN	Pridgett (37)	Pridgett (30)	Anderson (6)	Pridgett (4)	Carter-Hollinger (1)	Pridgett (2)
						Egun (1)	
						Falls (1)	
						Manuel (1)	
						Owens (1)	
11/16	at Arkansas	Pridgett (38)	Pridgett (13)	Anderson (7)	Falls (3)	Anderson (2)	Vazquez (2)
				Pridgett (7)			
11/18	MONTANA TECH	Manuel (39)	Manuel (25)	Pridgett (9)	Pridgett (6)	Anderson (1)	Falls (3)
		Pridgett (39)				Pridgett (1)	
11/22	at #25 Washington	Manuel (38)	Manuel (15)	Carter-Hollinger (6)	Falls (4)	--	Falls (2)
				Egun (6)			Pridgett (2)
11/25	TEXAS SOUTHERN	Pridgett (39)	Pridgett (19)	Pridgett (7)	Pridgett (4)	Pridgett (2)	Pridgett (3)
11/29	COPPIN STATE	Pridgett (38)	Pridgett (19)	Pridgett (12)	Manuel (6)	Falls (2)	Pridgett (3)
<b>TOTALS (INCLUDING TIES)</b>		<b>PRIDGETT (6)</b>	<b>PRIDGETT (5)</b>	<b>PRIDGETT (5)</b>	<b>PRIDGETT (4)</b>	<b>PRIDGETT (3)</b>	<b>PRIDGETT (5)</b>
		<b>MANUEL (2)</b>	<b>MANUEL (2)</b>	<b>ANDERSON (2)</b>	<b>FALLS (2)</b>	<b>ANDERSON (2)</b>	<b>FALLS (2)</b>
				<b>CARTER-HOLLINGER (1)</b>	<b>MANUEL (1)</b>	<b>FALLS (2)</b>	<b>VAZQUEZ (1)</b>
				<b>EGUN (1)</b>		<b>CARTER-HOLLINGER (1)</b>	
						<b>EGUN (1)</b>	
						<b>MANUEL (1)</b>	
						<b>OWENS (1)</b>	



MONTANA BASKETBALL



Game #1

Nov. 6, 2019
Stanford, Calif.



73 Griz 62

Montana 62 • 0-1

Box score table for Game #1 showing player stats: FG, 3-Ptr, Rebounds, PF, TP, A, TO, Blk, Stl, Min.

FG % 1st Half: 11-25 44.0% 2nd half: 12-27 44.4% Game: 23-52 44.2%
3FG % 1st Half: 3-10 30.0% 2nd half: 4-10 40.0% Game: 7-20 35.0%
FT % 1st Half: 3-5 60.0% 2nd half: 6-9 66.7% Game: 9-14 64.3%

Stanford 73 • 1-0

Box score table for Game #1 showing player stats for Stanford.

FG % 1st Half: 10-22 45.5% 2nd half: 17-32 53.1% Game: 27-54 50.0%
3FG % 1st Half: 3-6 50.0% 2nd half: 4-11 36.4% Game: 7-17 41.2%
FT % 1st Half: 7-8 87.5% 2nd half: 5-5 100.0% Game: 12-13 92.3%

Officials: Kelly Pfeifer, David Hall, Randy McCall
Technical fouls: Montana-None. Stanford-None.

Score by periods table for Game #1.

Points in game table for Game #1.

Game #2

Nov. 10, 2019
Missoula, Mont.

Griz 64

50

MSU Northern 50 • 2-0

Box score table for Game #2 showing player stats for MSU Northern.

FG % 1st Half: 12-23 52.2% 2nd half: 8-30 26.7% Game: 20-53 37.7%
3FG % 1st Half: 4-11 36.4% 2nd half: 2-14 14.3% Game: 6-25 24.0%
FT % 1st Half: 4-4 100.0% 2nd half: 0-0 0.0% Game: 4-4 100.0%

Montana 64 • 1-1

Box score table for Game #2 showing player stats for Montana.

FG % 1st Half: 14-32 43.8% 2nd half: 13-28 46.4% Game: 27-60 45.0%
3FG % 1st Half: 1-7 14.3% 2nd half: 1-7 14.3% Game: 2-14 14.3%
FT % 1st Half: 1-2 50.0% 2nd half: 7-8 87.5% Game: 8-10 80.0%

Officials: Ray Ames, Jason Horsley, Kevin Brill
Technical fouls: MSU Northern-None. Montana-None.

Score by periods table for Game #2.

Points in game table for Game #2.

Game #3

Nov. 16, 2019
Fayetteville, Ark.



64 Griz 46

Montana 62 • 0-1

Box score table for Game #3 showing player stats for Montana.

FG % 1st Half: 11-25 44.0% 2nd half: 12-27 44.4% Game: 23-52 44.2%
3FG % 1st Half: 3-10 30.0% 2nd half: 4-10 40.0% Game: 7-20 35.0%
FT % 1st Half: 3-5 60.0% 2nd half: 6-9 66.7% Game: 9-14 64.3%

Stanford 73 • 1-0

Box score table for Game #3 showing player stats for Stanford.

FG % 1st Half: 10-22 45.5% 2nd half: 17-32 53.1% Game: 27-54 50.0%
3FG % 1st Half: 3-6 50.0% 2nd half: 4-11 36.4% Game: 7-17 41.2%
FT % 1st Half: 7-8 87.5% 2nd half: 5-5 100.0% Game: 12-13 92.3%

Officials: Kelly Pfeifer, David Hall, Randy McCall
Technical fouls: Montana-None. Stanford-None.

Score by periods table for Game #3.

Points in game table for Game #3.

Game #4

Nov. 18, 2019
Missoula, Mont.



74 Griz 72

Montana Tech - 74

Shooting By Period table for Game #4 showing FG, 3PT, FT, and FT% for Montana Tech.

Montana - 72

Shooting By Period table for Game #4 showing FG, 3PT, FT, and FT% for Montana.

Biggest lead, Best Scoring Run, Lead Changes, Times Tied, Time with Lead table for Game #4.

Points from Turnovers, Paint, Second Chance, Fast Breaks, Bench table for Game #4.

Period by Period Scoring table for Game #4.





MONTANA BASKETBALL



Game #5

Nov. 22, 2019
Seattle, Wash.



Montana 56 • 1-3

Table with columns: Player, FG-FGA, 3-FGA, FT-FTA, Rebounds, PF, TP, A, TO, Blk, Stl, Min

FG % 1st Half: 8-26 30.8% 2nd half: 11-31 35.5% Game: 19-57 33.3%
3FG % 1st Half: 5-9 55.6% 2nd half: 4-13 30.8% Game: 9-22 40.9%
FT % 1st Half: 8-11 72.7% 2nd half: 1-2 50.0% Game: 9-13 69.2%

Washington 73 • 4-1

Table with columns: Player, FG-FGA, 3-FGA, FT-FTA, Rebounds, PF, TP, A, TO, Blk, Stl, Min

FG % 1st Half: 9-23 39.1% 2nd half: 10-19 52.6% Game: 19-42 45.2%
3FG % 1st Half: 0-6 0.0% 2nd half: 0-5 0.0% Game: 0-11 0.0%
FT % 1st Half: 13-18 72.2% 2nd half: 2-28 78.6% Game: 35-46 76.1%

Officials: Shawn Lehig, Larry Spaulding, Michael Greenstein
Technical fouls: Montana-Sayed Pridgett, Washington-Jaden McDaniels.
Attendance: 8370

Score by periods table with columns: 1st, 2nd, Total

Game #7

Nov. 29, 2019
Missoula, Mont.



Coppin State 62 • 3-6

Table with columns: Player, FG-FGA, 3-FGA, FT-FTA, Rebounds, PF, TP, A, TO, Blk, Stl, Min

FG % 1st Half: 12-33 36.4% 2nd half: 11-26 42.3% Game: 23-59 39.0%
3FG % 1st Half: 3-15 20.0% 2nd half: 4-15 26.7% Game: 7-30 23.3%
FT % 1st Half: 2-2 100.0 2nd half: 7-9 77.8% Game: 9-11 81.8%

Montana 69 • 3-4

Table with columns: Player, FG-FGA, 3-FGA, FT-FTA, Rebounds, PF, TP, A, TO, Blk, Stl, Min

FG % 1st Half: 18-33 54.5% 2nd half: 11-32 34.4% Game: 29-65 44.6%
3FG % 1st Half: 5-13 38.5% 2nd half: 3-12 25.0% Game: 8-25 32.0%
FT % 1st Half: 1-2 50.0% 2nd half: 2-5 40.0% Game: 3-7 42.9%

Officials: Justin Shamion, Toby Doolittle, Mark Cook
Technical fouls: Coppin State-None, Montana-None.
Attendance: 3335

Score by periods table with columns: 1st, 2nd, Total

Last FG - CSU 2nd-00:19, UM 2nd-01:07.
Largest lead - CSU by 2 1st-19:31, UM by 19 2nd-16:49.
CSU led for 00:12, UM led for 37:36. Game was tied for 02:12.

Game #6

Nov. 25, 2019
Missoula, Mont.



Texas Southern 62 • 1-5

Table with columns: Player, FG-FGA, 3-FGA, FT-FTA, Rebounds, PF, TP, A, TO, Blk, Stl, Min

FG % 1st Half: 12-32 37.5% 2nd half: 12-32 37.5% Game: 24-64 37.5%
3FG % 1st Half: 3-8 37.5% 2nd half: 1-7 14.3% Game: 4-15 26.7%
FT % 1st Half: 2-4 50.0% 2nd half: 8-14 57.1% Game: 10-18 55.6%

Montana 74 • 2-4

Table with columns: Player, FG-FGA, 3-FGA, FT-FTA, Rebounds, PF, TP, A, TO, Blk, Stl, Min

FG % 1st Half: 15-33 45.5% 2nd half: 13-21 61.9% Game: 28-54 51.9%
3FG % 1st Half: 0-6 0.0% 2nd half: 3-5 60.0% Game: 3-11 27.3%
FT % 1st Half: 3-5 60.0% 2nd half: 12-15 80.0% Game: 15-20 75.0%

Officials: Aaron Schlessinger, Ryan McDaniel, D.G. Nelson
Technical fouls: Texas Southern-None, Montana-None.
Attendance: 2981

Score by periods table with columns: 1st, 2nd, Total



# MONTANA BASKETBALL



## 2018-19 SEASON STATISTICS - ALL GAMES

Overall record: 26-9 Conf: 16-4 Home: 12-2 Away: 9-5 Neutral: 5-2

#	Player	gp-gs	min	avg	Total		3-Point		F-Throw		Rebounds				pf	dq	a	to	blk	stl	pts	avg
					fg-fga	fg%	3fg-fga	3fg%	ft-fa	ft%	off	def	tot	avg								
15	AKOH, Jamar	15-15	437	29.1	88-150	.58	0-0	.00	56-93	.60	48	83	131	8.7	44	1	26	25	5	30	232	15.5
04	PRIDGETT, Sayee	35-35	103	29.6	230-380	.60	19-41	.46	49-86	.57	46	126	172	4.9	98	2	78	85	17	44	528	15.1
14	RORIE, Ahmaad	35-35	121	34.7	194-416	.46	63-177	.35	72-89	.80	18	125	143	4.1	63	0	142	54	2	32	523	14.9
00	OGUINE, Michael	34-34	102	30.1	142-286	.49	35-101	.34	118-165	.71	57	126	183	5.4	81	0	64	60	24	41	437	12.9
12	MANUEL, Kendal	35-1	675	19.3	93-216	.43	57-135	.42	60-70	.85	11	63	74	2.1	45	0	44	44	2	17	303	8.7
02	DORSEY, Donave	32-10	498	15.6	69-138	.50	41-89	.46	19-29	.65	7	43	50	1.6	64	1	14	19	11	10	198	6.2
24	MOOREHEAD, Bo	35-35	102	29.4	66-188	.35	42-136	.30	14-23	.60	28	153	181	5.2	85	0	56	33	27	24	188	5.4
01	FALLS, Timmy	33-8	664	20.1	51-134	.38	26-75	.34	26-34	.76	6	47	53	1.6	88	3	73	59	6	27	154	4.7
23	ANDERSON, Mac	28-0	239	8.5	27-41	.65	0-0	.00	9-20	.45	10	35	45	1.6	53	2	6	17	5	1	63	2.3
03	BROWN III, Fredd	15-0	32	2.1	5-13	.38	4-8	.50	3-4	.75	3	2	5	0.3	3	0	1	2	0	0	17	1.1
33	KRAMER, Kelby	21-2	126	6.0	8-13	.61	0-0	.00	2-7	.28	7	12	19	0.9	19	1	4	7	7	2	18	0.9
13	CARTER, Ben	10-0	43	4.3	2-8	.25	0-1	.00	0-1	.00	1	7	8	0.8	11	0	2	6	0	1	4	0.4
32	JONES, Peter	6-0	7	1.2	0-0	.00	0-0	.00	0-0	.00	0	3	3	0.5	1	0	0	0	0	0	0	0.0
Team											59	50	109		3		7					
Total.....		0	7025		975-198	.49	287-763	.37	428-621	.68	301	875	117	0.0	658	10	510	418	106	229	266	0.0
Opponents.....		0	6929		812-188	.43	231-686	.33	511-682	.74	290	793	108	0.0	604	-	367	469	98	194	236	0.0

TEAM STATISTICS	UM	OPP
SCORING	2665	2366
Points per game	76.1	67.6
Scoring margin	+8.5	-
FIELD GOALS-ATT	975-1983	812-1883
Field goal pct	.492	.431
3 POINT FG-ATT	287-763	231-686
3-point FG pct	.376	.337
3-pt FG made per gam	8.2	6.6
FREE THROWS-ATT	428-621	511-682
Free throw pct	.689	.749
F-Throws made per ga	12.2	14.6
REBOUNDS	1176	1083
Rebounds per game	33.6	30.9
Rebounding margin	+2.7	-
ASSISTS	510	367
Assists per game	14.6	10.5
TURNOVERS	418	469
Turnovers per game	11.9	13.4
Turnover margin	+1.5	-
Assist/turnover ratio	1.2	0.8
STEALS	229	194
Steals per game	6.5	5.5
BLOCKS	106	98
Blocks per game	3.0	2.8
ATTENDANCE	59272	84545
Home games-Avg/Gam	14-4234	14-4132
Neutral site-Avg/Game	-	7-3813

Score by Periods	1st	2nd	OT	Totals
Montana	1274	1386	5	2665
Opponents	1134	1255	8	2397

Date	Opponent	Score	Att.
11/9/18	GEORGIA STATE	w 81-74	4321
11/12/18	MONTANA TECH	w 79-55	3024
11/16/18	vs Incarnate Word	w 93-66	325
11/17/18	vs Miami (Ohio)	w 73-71	543
11/18/18	vs Georgia Southern	L 77-80	634
11/28/18	at Creighton	L 72-98	16457
12/3/18	COLLEGE OF IDAHO	w 80-52	3040
12/8/18	at UC Irvine	L 51-60	1237
12/17/18	NORTH DAKOTA STATE	w 60-53	3553
12/19/18	at Arizona	L 42-61	12925
12/22/18	at South Dakota State	w 85-74	2540
* 12/29/18	at Northern Arizona	w 86-73	856
* 12/31/18	at Southern Utah	w 89-76	1451
* 1/3/19	SACRAMENTO STATE	w 87-56	3920
* 1/5/19	PORTLAND STATE	Lot 74-77	4408
* 1/10/19	at Eastern Washington	L 71-78	1578
* 1/12/19	at Northern Colorado	w 88-64	2124
* 1/19/19	at Idaho	w 69-51	1419
* 1/24/19	IDAHO STATE	w 80-69	4076
* 1/26/19	WEBER STATE	w 75-68	5547
* 2/2/19	at Montana State	w 83-78	6013
* 2/7/19	IDAHO	w 100-59	3381
* 2/9/19	EASTERN WASHINGTON	w 75-74	5005
* 2/14/19	at Weber State	w 83-80	6729
* 2/16/19	at Idaho State	w 80-68	1503
* 2/23/19	MONTANA STATE	w 89-83	7135
* 2/25/19	NORTHERN COLORADO	L 72-74	3773
* 3/2/19	SOUTHERN UTAH	w 70-54	4383
* 3/4/19	NORTHERN ARIZONA	w 66-64	3706
* 3/7/19	at Portland State	L 69-81	2042
* 3/9/19	at Sacramento State	w 86-68	977
3/14/19	vs Sacramento State	w 79-73	2195
3/15/19	vs Weber State	w 78-49	2900
3/16/19	vs Eastern Washington	w 68-62	3737
3/21/19	vs Michigan	L 55-74	16360

\* = Conference game



## MONTANA BASKETBALL



## 2018-19 SEASON STATISTICS - BIG SKY GAMES

RECORD:	OVERALL	HOME	AWAY	NEUTRAL
ALL GAMES	16-4	8-2	8-2	0-0
CONFERENCE	16-4	8-2	8-2	0-0
NON-CONFERENCE	0-0	0-0	0-0	0-0

#	Player	gp-gs	min	avg	Total			3-Point		F-Throw		Rebounds				pf	dq	a	to	blk	stl	pts	avg
					fg-fga	fg%	3fg-fga	3fg%	ft-fa	ft%	off	def	tot	avg									
15	AKOH, Jamar	11-11	314	28.5	68-116	.58	0-0	.00	43-71	.60	34	66	100	9.1	29	1	17	17	3	24	179	16.3	
04	PRIDGETT, Sayee	20-20	610	30.5	140-225	.62	10-21	.47	35-61	.57	27	88	115	5.8	52	1	56	54	8	24	325	16.3	
14	RORIE, Ahmaad	20-20	711	35.5	110-236	.46	39-103	.37	34-42	.81	10	70	80	4.0	35	0	87	29	1	20	293	14.7	
00	OGUINE, Michael	19-19	560	29.5	77-157	.49	16-52	.30	68-88	.77	34	67	101	5.3	45	0	31	37	12	22	238	12.5	
12	MANUEL, Kendal	20-1	382	19.1	60-133	.45	35-80	.43	43-48	.89	10	33	43	2.2	32	0	23	24	2	11	198	9.9	
02	Dorsey, Donaven	19-8	301	15.8	46-95	.48	26-57	.45	13-20	.65	7	27	34	1.8	37	0	7	9	7	5	131	6.9	
24	MOOREHEAD, Bo	20-20	595	29.8	36-98	.36	21-65	.32	2-5	.40	22	89	111	5.6	47	0	41	19	16	9	95	4.8	
01	FALLS, Timmy	20-1	365	18.3	28-68	.41	16-40	.40	13-19	.68	3	25	28	1.4	48	2	47	25	2	13	85	4.3	
23	ANDERSON, Mac	17-0	133	7.8	15-22	.68	0-0	.00	2-5	.40	5	20	25	1.5	31	2	2	11	2	1	32	1.9	
03	BROWN III, Fredd	7-0	13	1.9	3-5	.60	2-4	.50	3-4	.75	0	1	1	0.1	1	0	0	0	0	0	11	1.6	
33	KRAMER, Kelby	10-0	26	2.6	2-2	1.000	0-0	.00	1-2	.50	2	2	4	0.4	4	0	1	2	1	0	5	0.5	
32	JONES, Peter	1-0	0	0.0	0-0	.00	0-0	.00	0-0	.00	0	0	0	0.0	0	0	0	0	0	0	0	0.0	
13	CARTER, Ben	5-0	15	3.0	0-4	.00	0-0	.00	0-0	.00	0	3	3	0.6	2	0	1	3	0	0	0	0.0	
Team											30	26	56		2		3						
Total.....		20	4025		585-116	.50	165-422	.39	257-365	.70	184	517	701	35.0	365	6	313	233	54	129	159	79.6	
Opponents.....		20	4025		480-109	.43	141-410	.34	294-387	.76	145	451	596	29.8	348	-	219	257	59	110	139	69.8	

TEAM STATISTICS	UM	OPP	Date	Opponent	Score	Att.
SCORING	1592	1395	* 12/29/18	at Northern Arizona	w 86-73	856
Points per game	79.6	69.8	* 12/31/18	at Southern Utah	w 89-76	1451
Scoring margin	+9.9	-	* 1/3/19	SACRAMENTO STATE	w 87-56	3920
FIELD GOALS-ATT	585-1161	480-1099	* 1/5/19	PORTLAND STATE	Lot 74-77	4408
Field goal pct	.504	.437	* 1/10/19	at Eastern Washington	L 71-78	1578
3 POINT FG-ATT	165-422	141-410	* 1/12/19	at Northern Colorado	w 88-64	2124
3-point FG pct	.391	.344	* 1/19/19	at Idaho	w 69-51	1419
3-pt FG made per gam	8.3	7.1	* 1/24/19	IDAHO STATE	w 80-69	4076
FREE THROWS-ATT	257-365	294-387	* 1/26/19	WEBER STATE	w 75-68	5547
Free throw pct	.704	.760	* 2/2/19	at Montana State	w 83-78	6013
F-Throws made per ga	12.9	14.7	* 2/7/19	IDAHO	w 100-59	3381
REBOUNDS	701	596	* 2/9/19	EASTERN WASHINGTON	w 75-74	5005
Rebounds per game	35.0	29.8	* 2/14/19	at Weber State	w 83-80	6729
Rebounding margin	+5.3	-	* 2/16/19	at Idaho State	w 80-68	1503
ASSISTS	313	219	* 2/23/19	MONTANA STATE	w 89-83	7135
Assists per game	15.7	11.0	* 2/25/19	NORTHERN COLORADO	L 72-74	3773
TURNOVERS	233	257	* 3/2/19	SOUTHERN UTAH	w 70-54	4383
Turnovers per game	11.7	12.9	* 3/4/19	NORTHERN ARIZONA	w 66-64	3706
Turnover margin	+1.2	-	* 3/7/19	at Portland State	L 69-81	2042
Assist/turnover ratio	1.3	0.9	* 3/9/19	at Sacramento State	w 86-68	977
STEALS	129	110				
Steals per game	6.5	5.5	* = Conference game			
BLOCKS	54	59				
Blocks per game	2.7	3.0				
ATTENDANCE	45334	24692				
Home games-Avg/Gam	10-4533	10-2469				
Neutral site-Avg/Game	-	0-0				

Score by Periods	1st	2nd	OT	Totals
Montana	776	811	5	1592
Opponents	666	721	8	1395





# MONTANA BASKETBALL



## GENERAL

Name of School: ..... University of Montana  
 Abbreviation: ..... UM  
 City/Zip: ..... Missoula, MT 59812  
 Founded: ..... Feb. 17, 1893  
 Enrollment: ..... 10,644  
 Nickname: ..... Grizzlies, Griz  
 School Colors: ..... Maroon (PMS 209) & Silver (PMS 8 C)  
 Arena Name: ..... Dahlberg Arena (7,322)  
 Affiliation: ..... NCAA Division I  
 Conference: ..... Big Sky Conference (Inaugural, 1963)  
 President: ..... Seth Bodnar  
 Athletics Director: ..... Kent Haslam  
 Online Tickets: ..... www.griztix.com  
 Ticket Office Phone: ..... 1-888-MONTANA

## COACHING STAFF

Head Coach: ..... Travis DeCuire  
*Alma Mater, Year:* ..... Montana, 1994  
*Record at UM:* ..... 112-62, 6th Season  
*Career Record:* ..... Same  
*Big Sky Conference Record:* ..... 71-21  
*Office Phone:* ..... (406) 243-5334  
*Twitter:* ..... @CoachDeCuire  
 Associate Head Coach: ..... Chris Cobb  
*Alma Mater (Year):* ..... Menlo College, 2009  
*Seasons at UM:* ..... 6th Season  
 Assistant Coach: ..... Jay Flores  
*Alma Mater (Year):* ..... Chico State, 2012  
*Seasons at UM:* ..... 4th Season  
 Assistant Coach: ..... Zach Payne  
*Alma Mater (Year):* ..... Whitworth, 2014  
*Seasons at UM:* ..... 1st Season  
 Graduate Manager: ..... Anderson Clarke  
 Graduate Manager: ..... Jordan Gregory  
 Program Coordinator: ..... Julie Tonkin

## HISTORY

First Year of Basketball: ..... 1901-02  
 All-Time Record: ..... 1,492-1,252-1 (.544)  
 All-Time Big Sky Record: ..... 502-320 (.611)  
 All-Time Home Record: ..... 995-409 (.709)  
 Record at Dahlberg Arena (Since 1953): ..... 715-248 (.742)  
 Big Sky Tournament Titles: ..... 11 (Last: 2019)  
 Big Sky Regular-Season Titles: ..... 12 (Last: 2019)  
 Big Sky Runners-Up: ..... 10  
 NCAA Tournament Berths: ..... 12  
 NCAA Tournament Record: ..... 2-13  
 Last NCAA Tournament Berth: ..... 2019 (1st Round vs. #2 Michigan)  
 Last NCAA Tournament Win: ..... 2006 (87-79 vs. #5 Nevada)  
 NIT Berths: ..... 4  
 Last NIT Berth: ..... 2015 (1st Round vs. Texas A&M)

## TEAM INFORMATION

2018-19 Overall Record: ..... 26-9 (.743)  
 2018-19 Big Sky Record: ..... 16-4 (.800)  
 2018-19 Home Record: ..... 12-2 (.857)  
 2018-19 Away Record: ..... 9-5 (.643)  
 2018-19 Neutral-Site Record: ..... 4-2 (.667)  
 2018-19 Regular Season Finish: ..... 1st  
 Big Sky Tournament Result: ..... 3-0 (1st)  
 2018-19 Postseason: ..... NCAA Tournament first round  
 Starters Returning/Lost: ..... 1/4  
 Letterwinners Returning/Lost: ..... 6/7  
 Newcomers: ..... 7  
 2018-19 Starts Returning: ..... 25.1%  
 2018-19 Minutes Returning: ..... 24.5%  
 2018-19 Points Per Game Returning: ..... 40.0%  
 2018-19 Rebounds Per Game Returning: ..... 29.9%  
 2018-19 Assists Per Game Returning: ..... 39.6%  
 2018-19 Steals Per Game Returning: ..... 38.9%  
 2018-19 Blocks Per Game Returning: ..... 28.3%



**NIC HALLISEY**  
 Director of Communications  
 Men's Basketball, Volleyball, Track & Field

Email: nic.hallisey@umontana.edu  
 Cell Phone: (970) 231-4789  
 Mailing Address: 32 Campus Dr.  
 Missoula, MT 59812  
 Website: www.GoGriz.com  
 Press Row Phone: (406) 243-4281

**Services:** The UM sports information department will provide rosters, releases and updated statistics prior to every game at Dahlberg Arena. Printed box scores will also be available for media during and immediately following the completion of home games. A complete box score will be emailed to media outlets and competing schools after the conclusion of each match.

**Interviews:** All player and coach interviews must be made through Nic Hallisey at least one day in advance. Players and coaches are not available prior to games.

**Parking:** Parking passes will be issued to media upon request. Please request parking from Nic Hallisey.

**Photographers:** Photographers are limited to the marked areas along sidelines and baselines, in accordance with NCAA guidelines. Photographers will not be allowed in team bench areas or behind the official scorer's table.

**Practices:** Media is allowed at Griz basketball practice when proper notice has been given. Please contact Nic Hallisey to check practice status (open or closed), as well as time and location.

**Postgame:** Following a cooling-off period, head coach Travis DeCuire and selected UM basketball players will be available to the media. Interviews are to take place on the Dahlberg Arena floor unless otherwise noted. A member of the UM sports information department will be available to assist in arranging postgame interviews as needed.



**Twitter**

@MontanaGrizBB #GrizHoops  
 @UMGrizzlies #GoGriz



**Facebook**

@MontanaGrizBB  
 @UMGrizzlies



**Instagram**

@MontanaGrizBasketball  
 @UMGrizzlies



**YouTube**

Griz TV





# TRAVIS DECUIRE

Head Coach | 6th Season | Montana, 1994

Travis DeCuire continues to rewrite Montana's record books as he enters his sixth season as head coach in 2019-20. During his first five seasons, the former Griz player has led Montana to four post-season appearances and 20-win seasons, including back-to-back Big Sky Conference regular-season championships, Big Sky tournament titles and NCAA tournament appearances.

Among a string of prominent Montana coaches – including George Dahlberg, Jud Heathcote, Larry Krystkowiak, Mike Montgomery, Stew Morrill, Blaine Taylor and Wayne Tinkle – DeCuire is the best in many ways.

DeCuire (pronounced: dee-CURE) has won 109 games as head coach of the Grizzlies, more than any Montana coach through his first five seasons. He is

also the only Griz coach to lead Montana to three Big Sky Conference regular-season championships during their career.

On a conference level, he is the fastest Big Sky coach ever to win 50 league games, needing just 69 games to do so, and his current .763 winning percentage ranks third in league history and first among those who have coached more than three seasons. Overall, only two Big Sky coaches have ever averaged more than DeCuire's 21.8 wins per season, and both coached three or fewer seasons.

In five seasons, Montana has played in the Big Sky tournament championship game four times, and the team's 52 wins from 2017-18 to 2018-19 are the most ever over a two-year stretch.

In 2018-19, Montana won 26 games, tied for the third-most in school history. During non-conference play, the Grizzlies beat a pair of NCAA tournament teams in Georgia State and North Dakota State, and snapped South Dakota State's nation-leading 26-game home winning streak. After beginning Big Sky Conference play just 3-2, Montana won 16 of its next 18 games to repeat as Big Sky Conference regular-season and tournament champions.

Montana was one of 20 schools nationally to rank in the top 100 for both scoring offense and defense, and was incredibly efficient, making 49.2 percent of its shots (10th in the nation), including 37.6 percent from beyond the arc (38th).

DeCuire was tabbed as coach of the year by the Big Sky Conference and NABC (District 6) in 2018, and it's easy to see why. The 2017-18 season was historic on many levels, with the Griz winning 26 games, and like 2018-19, winning Big Sky Conference regular-season and tournament titles and advancing to the NCAA tournament. The team's record included a perfect 14-0 mark on its home court.

The Grizzlies got off to a strong start, posting their first winning non-conference record in

## DECUIRE AT A GLANCE

### Personal

Hometown: Seattle, Wash.  
 Wife: Sabrina  
 Daughters: Brianna (24), Tamia (5)

### Education

Montana, 1994  
 Bachelor's: Business Marketing

### Coaching Capsule

Years	School	Position
2014-Pres.	Montana	Head Coach
2012-14	California	Associate Head Coach
2008-12	California	Assistant Coach
2003-08	Old Dominion	Assistant Coach
2001-03	Green River C.C.	Head Coach

### Head Coaching Capsule

Year	Overall	BSC	Place	Postseason
2014-15	20-13	14-4	1st	NIT
2015-16	21-12	14-4	2nd	CBI
2016-17	16-16	11-7	5th	BSC Tour.
2017-18	26-8	16-2	1st	NCAA
2018-19	26-9	16-4	1st	NCAA
2019-20	3-4	0-0	--	--
<b>TOTALS</b>	<b>112-62</b>	<b>71-21</b>	--	--





# MONTANA BASKETBALL



six seasons, including a signature victory at Pitt of the ACC. Montana then won its first 13 Big Sky games, the third-longest winning streak in school history and the third-longest active streak in the NCAA at the time. The stretch featured a program-record seven consecutive road victories.

Montana used the same starting lineup for all 34 contests, leading to a balanced effort. The Grizzlies led the Big Sky in five statistical categories and ranked in the top three in 14. On defense, the Grizzlies ranked in the top 30 nationally for turnovers forced, steals and turnover margin.

DeCuire has coached six first-team All-Big Sky Conference selections, in addition to two second-team honorees, plus the Big Sky Defensive Player of the Year, Newcomer of the Year (twice) and Big Sky tournament MVP (twice). Over the past two seasons, three players have reached 1,000 career points scored, three of just 34 players in school history to reach the threshold.

Among the greats DeCuire has developed are Ahmaad Rorie and Michael Oguine. Rorie, the 2019 Big Sky Conference tournament MVP, reached 1,500 career points faster than any player in Montana history, doing so in his third season with the program. Oguine was the 2018 tournament MVP and league's top defender, and finished his career ranked in the top 10 for scoring, steals and games started. During DeCuire's first season, Jordan Gregory was a Capital One third-team All-American while Martin Breunig was a two-time first-team All-Big Sky pick who is still enjoying a professional career overseas.

In his first season at the helm of a program with a rich history of success, DeCuire's Griz started the year picked to finish eighth in the conference. Led by Gregory, Montana would go on to defy expectations and win the Big Sky regular-season championship and advance to play Texas A&M in the National Invitational Tournament (NIT). At the time, DeCuire became only the second coach in Montana history to notch 20 victories in his first season – a feat also accomplished by his former coach Blaine Taylor in 1991-92, when DeCuire was a player for the Griz.

In DeCuire's second year, he followed up with another 20-win season and another trip to the Big Sky championship game, this time led by Breunig. DeCuire's Grizzlies would once again advance to the postseason, competing in the first round of the CBI tournament against Nevada, finishing with a 21-12 record. He is the only coach in Montana history to win at least 20 games in each of his first two seasons.

Paced by 10 underclassmen and just two seniors who played significant time, the Grizzlies went 16-16 in 2016-17, earning a first-round bye in the Big Sky tournament. The 2016-17 season was also the second consecutive year in which the Grizzlies posted a team grade-point average above 3.0, earning NABC Team Academic Excellence recognition both seasons.

Prior to returning to his alma mater as head coach, DeCuire spent six seasons (2008-09 through 2013-14) on the University of California coaching staff – including the final four as associate head coach. Regarded as one of the top tutors in the game, DeCuire helped former Montana mentor Mike Montgomery – a member of the National Collegiate Basketball Hall of Fame – transform Cal into one of the winningest programs in the Pac-12 during his time in Berkeley. The Bears reached the

postseason all six years he was on the staff, including the NCAA tournament four times. The Golden Bears boasted 130 wins in his six seasons – the best six-year stretch in school history – winning the 2010 Pac-10 championship. He coached numerous all-conference selections, including conference players of the year Jerome Randle (2010) and Jorge Gutierrez (2012).

DeCuire spent five seasons (2003-04 through 2007-08) as an assistant coach at Old Dominion, under former Griz head coach and player Blaine Taylor. There, he helped the Monarchs to a combined record of 117-53. The mark included 94 wins during his final four seasons – the most in school history over a four-year period. Old Dominion reached the postseason each of those four seasons and advanced to the NCAA tournament in both 2005 and 2007 – winning a school-record 28 contests in 2005. Additionally, the Monarchs reached the NIT semifinals in 2006 and the quarterfinals of the College Basketball Invitational in 2008.

In 16 seasons as an assistant or head coach at the Division-I level, DeCuire is 356-184, a .659 winning percentage.

DeCuire's roots remain in the Seattle area, where he grew up, started his non-profit and broke into the coaching profession. He served as the head coach at both Sammamish High School and Green River Community College. At GRCC, DeCuire took over a last-place program and guided it to a conference championship and its first 20-win season in more than 20 years, earning league coach-of-the-year honors in 2003 – his second season. At Sammamish High School in Bellevue, DeCuire led his team to a pair of conference titles, a state tournament appearance and three consecutive trips to the district tournament.

As a point guard for Montana from 1992-94 DeCuire was named All-Big Sky Conference as a junior and senior. He set a school record, despite playing just three seasons, with 435 career assists – a mark which still stands today. He also established Montana's single-season mark with 199 assists as a senior in 1993-94, when he ranked 12th in the nation, averaging 7.1 assists per game. He was the recipient of the Grizzlies' Carl Dragstedt Award (MVP) as a junior and senior, and received the John Eaheart Award (Outstanding Defensive Player) following his senior year. Montana won a pair of Big Sky Conference championships during his Griz career, advancing to the NCAA tournament in 1991 and 1992.

As a freshman at Chaminade-Hawaii, he was a starter and team MVP in 1990. He then transferred to Montana and redshirted in 1991. As a prep, DeCuire starred in the Rainer Valley and at Mercer Island High School, where he was a three-year starter and all-state, team MVP, and a McDonald's All-America honorable mention pick.

He has a strong commitment to community service and founded and acted as president of the Fastbreak Basketball Association – an organization that assists in teaching life lessons and building self-esteem through basketball to more than 500 students in the Seattle-Tacoma area. Additionally, he has extensive experience in counseling at the Echo Glen Children's Center in Snoqualmie, Wash., from 1996-98, and with the Ryther Children's Center in North Seattle, from 1995-97.

DeCuire graduated from Montana in 1994 with a degree in business marketing. He and his wife, Sabrina, have two daughters – Brianna and Tamia.



# MONTANA BASKETBALL



## O | KYLE OWENS

Freshman | Forward | 6-8/210 | Calabasas, Calif. (Crespi Carmelite H.S.)

<b>MINUTES</b> Season ..... 30, vs. MSU Northern (11/10/19) Career ..... Same	<b>STEALS</b> Season ..... 1, at Washington (11/22/19) Career ..... Same
<b>POINTS</b> Season ..... 14, vs. Montana Tech (11/18/19) Career ..... Same	<b>FIELD GOALS</b> Season ..... 5, vs. MSU Northern (11/10/19) Career ..... Same
<b>REBOUNDS</b> Season ..... 5, vs. MSU Northern (11/10/19) Career ..... Same	<b>FIELD-GOAL ATTEMPTS</b> Season ..... 8, vs. MSU Northern (11/10/19) Career ..... Same
<b>ASSISTS</b> Season ..... 1, on three occasions Career ..... Same	<b>THREE-POINTERS</b> Season ..... 1, vs. MSU Northern (11/10/19) Career ..... Same
<b>BLOCKS</b> Season ..... 1, vs. MSU Northern (11/10/19) Career ..... Same	<b>FREE THROWS</b> Season ..... 10, vs. Montana Tech (11/18/19) Career ..... Same

### 2019-20 GAME-BY-GAME STATISTICS

Date	Opponent	START	MIN	Total		3-Pointers		Free-Throws		Rebounds			PF	A	TO	BLK	STL	PTS	AVG
				FG-FGA	PCT	3FG-FGA	PCT	FT-FTA	PCT	OFF	DEF	TOT							
11/6	at Stanford	*	18	1-3	.333	0-2	.000	1-2	.500	0	0	0	3	0	0	0	0	3	3.0
11/10	MSU Northern	*	30	5-8	.625	1-3	.333	0-0	.000	2	3	5	3	1	2	1	0	11	7.0
11/16	at Arkansas	*	13	0-2	.000	0-0	.000	0-0	.000	1	1	2	3	0	1	0	0	0	4.7
11/18	Montana Tech		26	2-5	.400	0-1	.000	10-10	1.000	1	3	4	5	0	3	0	0	14	7.0
11/22	at Washington	*	21	1-6	.167	0-1	.000	2-3	.667	1	1	2	3	1	1	0	1	4	6.4
11/25	Texas Southern	*	16	3-5	.600	0-1	.000	0-0	.000	3	1	4	4	0	1	0	0	6	6.3
11/29	Coppin State	*	14	1-2	.500	0-1	.000	0-0	.000	1	2	3	1	1	1	0	0	2	5.7
12/1	New Mexico																		
12/6	North Dakota																		
12/18	at Oregon																		
12/21	at Omaha																		
12/28	Northern Arizona*																		
12/30	Sacramento State*																		
1/2	at Southern Utah*																		
1/4	at Northern Colorado*																		
1/9	at Eastern Washington*																		
1/13	Portland State*																		
1/18	Idaho*																		
1/23	at Idaho State*																		
1/25	at Weber State*																		
1/30	at Portland State*																		
2/1	Montana State*																		
2/6	Eastern Washington*																		
2/8	at Idaho*																		
2/13	Weber State*																		
2/15	Idaho State*																		
2/22	at Montana State*																		
2/27	at Northern Arizona*																		
2/29	at Sacramento State*																		
3/5	Northern Colorado*																		
3/7	Southern Utah*																		

### OWENS' CAREER STATISTICS

SEASON	GP	GS	MIN	AVG	FG	FGA	PCT	3FG	3FGA	PCT	FT	FTA	PCT	OFF	DEF	TOT	AVG	PF	FO	AST	T/O	BLK	STL	PTS	AVG
2019-20	7	6	138	19.7	13	31	.419	1	9	.111	13	15	.867	9	11	20	2.9	22	1	4	8	1	1	40	5.7
<b>TOTAL</b>	<b>7</b>	<b>6</b>	<b>138</b>	<b>19.7</b>	<b>13</b>	<b>31</b>	<b>.419</b>	<b>1</b>	<b>9</b>	<b>.111</b>	<b>13</b>	<b>15</b>	<b>.867</b>	<b>9</b>	<b>11</b>	<b>20</b>	<b>2.9</b>	<b>22</b>	<b>1</b>	<b>4</b>	<b>8</b>	<b>1</b>	<b>1</b>	<b>40</b>	<b>5.7</b>





# MONTANA BASKETBALL



## 1 | TIMMY FALLS

Sophomore | Guard | 6-2/170 | Dublin, Calif. (Dublin H.S.)

<b>MINUTES</b> Season ..... 38, vs. Montana Tech (11/18/19) Career ..... Same	<b>STEALS</b> Season ..... 3, vs. Montana Tech (11/18/19) Career ..... 4, at Sacramento State (3/9/19)
<b>POINTS</b> Season ..... 14, vs. Coppin State (11/29/19) Career ..... 16, at Sacramento State (3/9/19)	<b>FIELD GOALS</b> Season ..... 6, vs. Coppin State (11/29/19) Career ..... 7, at Sacramento State (3/9/19)
<b>REBOUNDS</b> Season ..... 4, on three occasions Career ..... 6, vs. Weber State (1/26/19)	<b>FIELD-GOAL ATTEMPTS</b> Season ..... 11, vs. Coppin State (11/29/19) Career ..... Same
<b>ASSISTS</b> Season ..... 4, at Washington (11/22/19) Career ..... 7, vs. Sacramento State (1/3/19)	<b>THREE-POINTERS</b> Season ..... 2, on two occasions Career ..... 4, vs. UC Irvine (12/19/17)
<b>BLOCKS</b> Season ..... 2, vs. Coppin State (11/29/19) Career ..... Same	<b>FREE THROWS</b> Season ..... 2, on two occasions Career ..... 4, vs. Idaho State (3/3/18)

### 2019-20 GAME-BY-GAME STATISTICS

Date	Opponent	START	MIN	Total		3-Pointers		Free-Throws		Rebounds			PF	A	TO	BLK	STL	PTS	AVG
				FG-FGA	PCT	3FG-FGA	PCT	FT-FTA	PCT	OFF	DEF	TOT							
11/6	at Stanford		19	0-2	.000	0-1	.000	0-0	.000	0	3	3	0	2	3	0	0	0	0.0
11/10	MSU Northern		12	1-5	.200	0-0	.000	2-2	1.000	0	2	2	0	1	0	1	1	4	2.0
11/16	at Arkansas		31	1-4	.250	0-2	.000	0-2	.000	0	2	2	4	3	5	1	1	2	2.0
11/18	Montana Tech		38	4-6	.667	2-3	.667	1-2	.500	1	3	4	4	2	5	0	3	11	4.3
11/22	at Washington	*	24	1-3	.333	0-2	.000	2-3	.667	0	1	1	4	4	2	0	2	4	4.2
11/25	Texas Southern	*	35	5-9	.556	0-2	.000	1-2	.500	0	4	4	4	3	5	0	1	11	5.3
11/29	Coppin State	*	30	6-11	.545	2-4	.500	0-2	.000	0	4	4	4	3	5	2	0	14	6.6
12/1	New Mexico																		
12/6	North Dakota																		
12/18	at Oregon																		
12/21	at Omaha																		
12/28	Northern Arizona*																		
12/30	Sacramento State*																		
1/2	at Southern Utah*																		
1/4	at Northern Colorado*																		
1/9	at Eastern Washington*																		
1/13	Portland State*																		
1/18	Idaho*																		
1/23	at Idaho State*																		
1/25	at Weber State*																		
1/30	at Portland State*																		
2/1	Montana State*																		
2/6	Eastern Washington*																		
2/8	at Idaho*																		
2/13	Weber State*																		
2/15	Idaho State*																		
2/22	at Montana State*																		
2/27	at Northern Arizona*																		
2/29	at Sacramento State*																		
3/5	Northern Colorado*																		
3/7	Southern Utah*																		

### FALLS' CAREER STATISTICS

SEASON	GP	GS	MIN	AVG	FG	FGA	PCT	3FG	3FGA	PCT	FT	FTA	PCT	OFF	DEF	TOT	AVG	PF	FO	AST	T/O	BLK	STL	PTS	AVG
2017-18	33	0	563	17.1	48	116	.414	22	54	.407	26	36	.722	7	25	32	1.0	78	3	51	41	2	25	144	4.4
2018-19	33	8	664	20.1	51	134	.381	26	75	.347	26	34	.765	6	47	53	1.6	88	3	73	59	6	27	154	4.7
2019-20	7	3	189	27.0	18	40	.450	4	14	.286	6	13	.462	1	19	20	2.9	20	0	18	25	4	8	46	6.6
<b>TOTAL</b>	<b>73</b>	<b>11</b>	<b>1416</b>	<b>19.4</b>	<b>117</b>	<b>290</b>	<b>.403</b>	<b>52</b>	<b>143</b>	<b>.364</b>	<b>58</b>	<b>83</b>	<b>.699</b>	<b>14</b>	<b>91</b>	<b>105</b>	<b>1.4</b>	<b>186</b>	<b>6</b>	<b>142</b>	<b>125</b>	<b>12</b>	<b>60</b>	<b>344</b>	<b>4.7</b>



# MONTANA BASKETBALL



## 2 | KENDAL MANUEL

RS-Senior | Guard | 6-4/190 | Billings, Mont. (Oregon State/Skyview H.S.)

<b>MINUTES</b> Season ..... 39, vs. Montana Tech (11/18/19) Career ..... Same	<b>STEALS</b> Season ..... 2, vs. Coppin State (11/29/19) Career ..... 2, on three occasions
<b>POINTS</b> Season ..... 25, vs. Montana Tech (11/18/19) Career ..... Same	<b>FIELD GOALS</b> Season ..... 10, vs. Montana Tech (11/18/19) Career ..... Same
<b>REBOUNDS</b> Season ..... 6, vs. Texas Southern (11/25/19) Career ..... 6, on two occasions	<b>FIELD-GOAL ATTEMPTS</b> Season ..... 17, at Washington (11/22/19) Career ..... Same
<b>ASSISTS</b> Season ..... 6, vs. Coppin State (11/29/19) Career ..... Same	<b>THREE-POINTERS</b> Season ..... 3, vs. Coppin State (11/29/19) Career ..... 6, vs. Northern Colorado (2/25/19)
<b>BLOCKS</b> Season ..... 1, on two occasions Career ..... 1, on 11 occasions	<b>FREE THROWS</b> Season ..... 3, vs. Montana Tech (11/18/19) Career ..... 3, on four occasions

### 2019-20 GAME-BY-GAME STATISTICS

Date	Opponent	START	MIN	Total		3-Pointers		Free-Throws		Rebounds			PF	A	TO	BLK	STL	PTS	AVG
				FG-FGA	PCT	3FG-FGA	PCT	FT-FTA	PCT	OFF	DEF	TOT							
11/6	at Stanford	*	27	2-8	.250	2-5	.400	1-2	.500	2	3	5	1	0	4	0	0	7	7.0
11/10	MSU Northern	*	32	3-10	.300	1-6	.167	1-2	.500	1	2	3	1	2	2	1	1	8	7.5
11/16	at Arkansas	*	32	5-16	.313	2-7	.286	0-0	.000	0	5	5	2	0	1	0	1	12	9.0
11/18	Montana Tech	*	39	10-16	.625	2-6	.333	3-3	1.000	0	3	3	0	0	0	0	0	25	13.0
11/22	at Washington	*	38	6-17	.353	2-8	.250	1-1	1.000	0	2	2	2	3	1	0	0	15	13.4
11/25	Texas Southern	*	37	4-8	.500	1-2	.500	6-6	1.000	0	6	6	0	1	2	1	0	15	13.7
11/29	Coppin State	*	33	3-12	.250	3-9	.333	2-2	1.000	0	1	1	1	6	1	0	2	11	13.3
12/1	New Mexico																		
12/6	North Dakota																		
12/18	at Oregon																		
12/21	at Omaha																		
12/28	Northern Arizona*																		
12/30	Sacramento State*																		
1/2	at Southern Utah*																		
1/4	at Northern Colorado*																		
1/9	at Eastern Washington*																		
1/13	Portland State*																		
1/18	Idaho*																		
1/23	at Idaho State*																		
1/25	at Weber State*																		
1/30	at Portland State*																		
2/1	Montana State*																		
2/6	Eastern Washington*																		
2/8	at Idaho*																		
2/13	Weber State*																		
2/15	Idaho State*																		
2/22	at Montana State*																		
2/27	at Northern Arizona*																		
2/29	at Sacramento State*																		
3/5	Northern Colorado*																		
3/7	Southern Utah*																		

### MANUEL'S CAREER STATISTICS

SEASON	GP	GS	MIN	AVG	FG	FGA	PCT	3FG	3FGA	PCT	FT	FTA	PCT	OFF	DEF	TOT	AVG	PF	FO	AST	T/O	BLK	STL	PTS	AVG
2016-17*	32	25	923	28.8	86	229	.376	52	135	.385	24	34	.706	13	64	77	2.4	65	0	52	57	2	29	248	7.8
2017-18*	29	0	309	10.7	25	62	.403	14	37	.378	11	18	.611	3	32	35	1.2	27	0	8	13	2	10	75	2.6
2018-19	35	1	675	19.3	93	216	.431	57	135	.422	60	70	.857	11	63	74	2.1	45	0	44	44	2	17	303	8.7
2019-20	7	7	238	34.0	33	87	.379	13	43	.302	14	16	.875	3	22	25	3.6	7	0	12	11	2	4	93	13.3
<b>UM TOTAL</b>	<b>42</b>	<b>8</b>	<b>913</b>	<b>21.7</b>	<b>126</b>	<b>303</b>	<b>.416</b>	<b>70</b>	<b>178</b>	<b>.393</b>	<b>74</b>	<b>86</b>	<b>.860</b>	<b>14</b>	<b>85</b>	<b>99</b>	<b>2.4</b>	<b>52</b>	<b>0</b>	<b>56</b>	<b>55</b>	<b>4</b>	<b>21</b>	<b>396</b>	<b>9.4</b>
<b>DI TOTAL</b>	<b>103</b>	<b>33</b>	<b>2145</b>	<b>20.8</b>	<b>237</b>	<b>594</b>	<b>0.399</b>	<b>136</b>	<b>350</b>	<b>0.389</b>	<b>109</b>	<b>138</b>	<b>0.790</b>	<b>30</b>	<b>181</b>	<b>211</b>	<b>2.0</b>	<b>144</b>	<b>0</b>	<b>116</b>	<b>125</b>	<b>8</b>	<b>60</b>	<b>719</b>	<b>7.0</b>

\* Stats are from career at Oregon State



# MONTANA BASKETBALL



## 3 | JOSH VAZQUEZ

Freshman | Guard | 6-3/170 | Torrance, Calif. (Bishop Montgomery H.S.)



<b>MINUTES</b> Season ..... 37, at Stanford (11/6/19) Career ..... Same	<b>STEALS</b> Season ..... 2, at Arkansas (11/16/19) Career ..... Same
<b>POINTS</b> Season ..... 11, at Stanford (11/6/19) Career ..... Same	<b>FIELD GOALS</b> Season ..... 4, at Stanford (11/6/19) Career ..... Same
<b>REBOUNDS</b> Season ..... 5, at Stanford (11/6/19) Career ..... Same	<b>FIELD-GOAL ATTEMPTS</b> Season ..... 11, at Stanford (11/6/19) Career ..... Same
<b>ASSISTS</b> Season ..... 3, vs. Coppin State (11/29/19) Career ..... Same	<b>THREE-POINTERS</b> Season ..... 3, at Washington (11/22/19) Career ..... Same
<b>BLOCKS</b> Season ..... 1, vs. Coppin State (11/29/19) Career ..... Same	<b>FREE THROWS</b> Season ..... 2, on two occasions Career ..... Same

### 2019-20 GAME-BY-GAME STATISTICS


Date	Opponent	START	MIN	Total		3-Pointers		Free-Throws		Rebounds			PF	A	TO	BLK	STL	PTS	AVG
				FG-FGA	PCT	3FG-FGA	PCT	FT-FTA	PCT	OFF	DEF	TOT							
11/6	at Stanford	*	37	4-11	.364	2-7	.286	1-2	.500	0	5	5	1	1	3	0	1	11	11.0
11/10	MSU Northern	*	36	1-4	.250	0-2	.000	0-0	.000	0	4	4	0	2	2	0	1	2	6.5
11/16	at Arkansas	*	21	0-7	.000	0-4	.000	2-2	1.000	1	1	2	3	2	3	0	2	2	5.0
11/18	Montana Tech	*	17	0-0	.000	0-0	.000	0-0	.000	0	2	2	1	1	3	0	1	0	3.8
11/22	at Washington		31	3-6	.500	3-5	.600	0-0	.000	0	2	2	4	2	3	0	1	9	4.8
11/25	Texas Southern		28	3-5	.600	2-2	1.000	2-2	1.000	0	3	3	0	2	2	0	0	10	5.7
11/29	Coppin State		29	2-9	.222	2-6	.333	0-0	.000	0	1	1	0	3	1	1	0	6	5.7
12/1	New Mexico																		
12/6	North Dakota																		
12/18	at Oregon																		
12/21	at Omaha																		
12/28	Northern Arizona*																		
12/30	Sacramento State*																		
1/2	at Southern Utah*																		
1/4	at Northern Colorado*																		
1/9	at Eastern Washington*																		
1/13	Portland State*																		
1/18	Idaho*																		
1/23	at Idaho State*																		
1/25	at Weber State*																		
1/30	at Portland State*																		
2/1	Montana State*																		
2/6	Eastern Washington*																		
2/8	at Idaho*																		
2/13	Weber State*																		
2/15	Idaho State*																		
2/22	at Montana State*																		
2/27	at Northern Arizona*																		
2/29	at Sacramento State*																		
3/5	Northern Colorado*																		
3/7	Southern Utah*																		

### VAZQUEZ'S CAREER STATISTICS

SEASON	GP	GS	MIN	AVG	FG	FGA	PCT	3FG	3FGA	PCT	FT	FTA	PCT	OFF	DEF	TOT	AVG	PF	FO	AST	T/O	BLK	STL	PTS	AVG
2019-20	7	4	199	28.4	13	42	.310	9	26	.346	5	6	.833	1	18	19	2.7	9	0	13	17	1	6	40	5.7
<b>TOTAL</b>	<b>7</b>	<b>4</b>	<b>199</b>	<b>28.4</b>	<b>13</b>	<b>42</b>	<b>.310</b>	<b>9</b>	<b>26</b>	<b>.346</b>	<b>5</b>	<b>6</b>	<b>.833</b>	<b>1</b>	<b>18</b>	<b>19</b>	<b>2.7</b>	<b>9</b>	<b>0</b>	<b>13</b>	<b>17</b>	<b>1</b>	<b>6</b>	<b>40</b>	<b>5.7</b>



# MONTANA BASKETBALL



## 4 | SAYEED PRIDGETT

Senior | Guard | 6-5/201 | Oakland, Calif. (El Cerrito H.S.)

<b>MINUTES</b> Season ..... 39, on two occasions Career ..... 39, on three occasions	<b>STEALS</b> Season ..... 3, on three occasions Career ..... 5, at Creighton (11/28/18)
<b>POINTS</b> Season ..... 30, vs. MSU Northern (11/10/19) Career ..... Same	<b>FIELD GOALS</b> Season ..... 13, vs. MSU Northern (11/10/19) Career ..... Same
<b>REBOUNDS</b> Season ..... 12, vs. Coppin State (11/29/19) Career ..... 16, at Weber State (2/14/19)	<b>FIELD-GOAL ATTEMPTS</b> Season ..... 20, vs. MSU Northern (11/10/19) Career ..... Same
<b>ASSISTS</b> Season ..... 6, on two occasions Career ..... Same	<b>THREE-POINTERS</b> Season ..... 2, at Washington (11/22/19) Career ..... 4, on two occasions
<b>BLOCKS</b> Season ..... 2, on two occasions Career ..... 3, on three occasions	<b>FREE THROWS</b> Season ..... 5, vs. Texas Southern (11/25/19) Career ..... 6, vs. Weber State (1/26/19)

### 2019-20 GAME-BY-GAME STATISTICS

Date	Opponent	START	MIN	Total		3-Pointers		Free-Throws		Rebounds			PF	A	TO	BLK	STL	PTS	AVG
				FG-FGA	PCT	3FG-FGA	PCT	FT-FTA	PCT	OFF	DEF	TOT							
11/6	at Stanford	*	39	8-13	.615	0-1	.000	1-1	1.000	0	10	10	1	6	6	2	3	17	17.0
11/10	MSU Northern	*	37	13-20	.650	0-1	.000	4-4	1.000	1	4	5	2	4	1	0	2	30	23.5
11/16	at Arkansas	*	38	5-12	.417	0-1	.000	3-5	.600	3	4	7	3	2	7	1	1	13	20.0
11/18	Montana Tech	*	39	5-10	.500	0-0	.000	4-7	.571	2	7	9	3	6	4	1	1	14	18.5
11/22	at Washington	*	28	5-10	.500	2-3	.667	1-2	.500	1	2	3	5	0	5	0	2	13	17.4
11/25	Texas Southern	*	38	7-14	.500	0-1	.000	5-8	.625	0	7	7	2	4	1	2	3	19	17.7
11/29	Coppin State	*	38	9-19	.474	1-5	.200	0-0	.000	1	11	12	2	1	3	0	3	19	17.9
12/1	New Mexico																		
12/6	North Dakota																		
12/18	at Oregon																		
12/21	at Omaha																		
12/28	Northern Arizona*																		
12/30	Sacramento State*																		
1/2	at Southern Utah*																		
1/4	at Northern Colorado*																		
1/9	at Eastern Washington*																		
1/13	Portland State*																		
1/18	Idaho*																		
1/23	at Idaho State*																		
1/25	at Weber State*																		
1/30	at Portland State*																		
2/1	Montana State*																		
2/6	Eastern Washington*																		
2/8	at Idaho*																		
2/13	Weber State*																		
2/15	Idaho State*																		
2/22	at Montana State*																		
2/27	at Northern Arizona*																		
2/29	at Sacramento State*																		
3/5	Northern Colorado*																		
3/7	Southern Utah*																		

### PRIDGETT'S CAREER STATISTICS

SEASON	GP	GS	MIN	AVG	FG	FGA	PCT	3FG	3FGA	PCT	FT	FTA	PCT	OFF	DEF	TOT	AVG	PF	FO	AST	T/O	BLK	STL	PTS	AVG
2016-17	31	11	606	19.5	99	189	.524	1	10	.100	52	66	.788	33	88	121	3.9	79	0	44	45	16	11	251	8.1
2017-18	34	0	770	22.6	122	264	.462	3	16	.188	40	61	.656	35	111	146	4.3	102	2	44	65	14	41	287	8.4
2018-19	35	35	1035	29.6	230	380	.605	19	41	.463	49	86	.570	46	126	172	4.9	98	2	78	85	17	44	528	15.1
2019-20	7	7	257	36.7	52	98	.531	3	12	.250	18	27	.667	8	45	53	7.6	18	1	23	27	6	15	125	17.9
<b>TOTAL</b>	<b>107</b>	<b>53</b>	<b>2668</b>	<b>24.9</b>	<b>503</b>	<b>931</b>	<b>.540</b>	<b>26</b>	<b>79</b>	<b>.329</b>	<b>159</b>	<b>240</b>	<b>.663</b>	<b>122</b>	<b>370</b>	<b>492</b>	<b>4.6</b>	<b>297</b>	<b>5</b>	<b>189</b>	<b>222</b>	<b>53</b>	<b>111</b>	<b>1191</b>	<b>11.1</b>





# MONTANA BASKETBALL



## 5 | NASEEM GASKIN

RS-Freshman | Guard | 6-4/185 | Oakland, Calif. (Utah/Bishop O'Dowd H.S.)

<b>MINUTES</b> Season .....	<b>STEALS</b> Season .....
Career .....	Career .....
<b>POINTS</b> Season .....	<b>FIELD GOALS</b> Season .....
Career .....	Career .....
<b>REBOUNDS</b> Season .....	<b>FIELD-GOAL ATTEMPTS</b> Season .....
Career .....	Career .....
<b>ASSISTS</b> Season .....	<b>THREE-POINTERS</b> Season .....
Career .....	Career .....
<b>BLOCKS</b> Season .....	<b>FREE THROWS</b> Season .....
Career .....	Career .....

### 2019-20 GAME-BY-GAME STATISTICS


Date	Opponent	START		Total		3-Pointers		Free-Throws		Rebounds			PF	A	TO	BLK	STL	PTS	AVG
		MIN		FG-FGA	PCT	3FG-FGA	PCT	FT-FTA	PCT	OFF	DEF	TOT							
11/6	at Stanford				DNP														
11/10	MSU Northern				DNP														
11/16	at Arkansas				DNP														
11/18	Montana Tech				DNP														
11/22	at Washington				DNP														
11/25	Texas Southern				DNP														
11/29	Coppin State				DNP														
12/1	New Mexico																		
12/6	North Dakota																		
12/18	at Oregon																		
12/21	at Omaha																		
12/28	Northern Arizona*																		
12/30	Sacramento State*																		
1/2	at Southern Utah*																		
1/4	at Northern Colorado*																		
1/9	at Eastern Washington*																		
1/13	Portland State*																		
1/18	Idaho*																		
1/23	at Idaho State*																		
1/25	at Weber State*																		
1/30	at Portland State*																		
2/1	Montana State*																		
2/6	Eastern Washington*																		
2/8	at Idaho*																		
2/13	Weber State*																		
2/15	Idaho State*																		
2/22	at Montana State*																		
2/27	at Northern Arizona*																		
2/29	at Sacramento State*																		
3/5	Northern Colorado*																		
3/7	Southern Utah*																		

### GASKIN'S CAREER STATISTICS

SEASON	GP	GS	MIN	AVG	FG	FGA	PCT	3FG	3FGA	PCT	FT	FTA	PCT	OFF	DEF	TOT	AVG	PF	FO	AST	T/O	BLK	STL	PTS	AVG	
2018-19	Did Not Play - Redshirt Season at Utah																									
2019-20	0	0	0	0.0	0	0	---	0	0	---	0	0	---	0	0	0	0.0	0	0	0	0	0	0	0	0.0	
<b>TOTAL</b>	<b>0</b>	<b>0</b>	<b>0</b>	<b>0.0</b>	<b>0</b>	<b>0</b>	<b>---</b>	<b>0</b>	<b>0</b>	<b>---</b>	<b>0</b>	<b>0</b>	<b>---</b>	<b>0</b>	<b>0</b>	<b>0</b>	<b>0.0</b>	<b>0</b>	<b>0</b>	<b>0</b>	<b>0</b>	<b>0</b>	<b>0</b>	<b>0</b>	<b>0.0</b>	



# MONTANA BASKETBALL



## 10 | EDDY EGUN

RS-Freshman | Guard | 6-4/198 | Woodland Hills, Calif. (El Camino Real H.S.)

<b>MINUTES</b> Season ..... 19, at Stanford (11/6/19) Career ..... Same	<b>STEALS</b> Season ..... 1, on two occasions Career ..... Same
<b>POINTS</b> Season ..... 9, at Stanford (11/6/19) Career ..... Same	<b>FIELD GOALS</b> Season ..... 3, at Stanford (11/6/19) Career ..... Same
<b>REBOUNDS</b> Season ..... 6, at Washington (11/22/19) Career ..... Same	<b>FIELD-GOAL ATTEMPTS</b> Season ..... 6, on two occasions Career ..... Same
<b>ASSISTS</b> Season ..... 3, at Washington (11/22/19) Career ..... Same	<b>THREE-POINTERS</b> Season ..... 2, on two occasions Career ..... Same
<b>BLOCKS</b> Season ..... 1, on two occasions Career ..... Same	<b>FREE THROWS</b> Season ..... 1, on two occasions Career ..... Same

### 2019-20 GAME-BY-GAME STATISTICS

Date	Opponent	START	MIN	Total		3-Pointers		Free-Throws		Rebounds			PF	A	TO	BLK	STL	PTS	AVG
				FG-FGA	PCT	3FG-FGA	PCT	FT-FTA	PCT	OFF	DEF	TOT							
11/6	at Stanford		19	3-6	.500	2-3	.667	1-2	.500	0	1	1	1	0	0	0	1	9	9.0
11/10	MSU Northern		18	0-5	.000	0-2	.000	0-0	.000	0	3	3	1	0	0	1	1	0	4.5
11/16	at Arkansas		14	0-3	.000	0-2	.000	0-0	.000	0	2	2	1	1	2	0	0	0	3.0
11/18	Montana Tech		11	1-1	1.000	0-0	.000	0-0	.000	0	2	2	1	1	0	0	0	2	2.8
11/22	at Washington		16	2-6	.333	2-3	.667	0-0	.000	2	4	6	4	3	3	0	0	6	3.4
11/25	Texas Southern		6	0-2	.000	0-2	.000	0-0	.000	0	2	2	0	0	1	0	0	0	2.8
11/29	Coppin State		18	2-2	1.000	0-0	.000	1-2	.500	1	4	5	4	1	1	1	0	5	3.1
12/1	New Mexico																		
12/6	North Dakota																		
12/18	at Oregon																		
12/21	at Omaha																		
12/28	Northern Arizona*																		
12/30	Sacramento State*																		
1/2	at Southern Utah*																		
1/4	at Northern Colorado*																		
1/9	at Eastern Washington*																		
1/13	Portland State*																		
1/18	Idaho*																		
1/23	at Idaho State*																		
1/25	at Weber State*																		
1/30	at Portland State*																		
2/1	Montana State*																		
2/6	Eastern Washington*																		
2/8	at Idaho*																		
2/13	Weber State*																		
2/15	Idaho State*																		
2/22	at Montana State*																		
2/27	at Northern Arizona*																		
2/29	at Sacramento State*																		
3/5	Northern Colorado*																		
3/7	Southern Utah*																		

### EGUN'S CAREER STATISTICS

SEASON	GP	GS	MIN	AVG	FG	FGA	PCT	3FG	3FGA	PCT	FT	FTA	PCT	OFF	DEF	TOT	AVG	PF	FO	AST	T/O	BLK	STL	PTS	AVG		
2018-19																											
<i>Did Not Play - Redshirt Season</i>																											
2019-20	7	0	102	14.6	8	25	.320	4	12	.333	2	4	.500	3	18	21	3.0	12	0	6	7	2	2	22	3.1		
<b>TOTAL</b>	<b>7</b>	<b>0</b>	<b>102</b>	<b>14.6</b>	<b>8</b>	<b>25</b>	<b>.320</b>	<b>4</b>	<b>12</b>	<b>.333</b>	<b>2</b>	<b>4</b>	<b>.500</b>	<b>3</b>	<b>18</b>	<b>21</b>	<b>3.0</b>	<b>12</b>	<b>0</b>	<b>6</b>	<b>7</b>	<b>2</b>	<b>2</b>	<b>22</b>	<b>3.1</b>		



**MONTANA BASKETBALL**



**13 | JETT BRIGENO**

Freshman | Guard | 6-4/180 | Kent, Wash. (Kentridge H.S.)

<b>MINUTES</b> Season ..... Career .....	<b>STEALS</b> Season ..... Career .....
<b>POINTS</b> Season ..... Career .....	<b>FIELD GOALS</b> Season ..... Career .....
<b>REBOUNDS</b> Season ..... Career .....	<b>FIELD-GOAL ATTEMPTS</b> Season ..... Career .....
<b>ASSISTS</b> Season ..... Career .....	<b>THREE-POINTERS</b> Season ..... Career .....
<b>BLOCKS</b> Season ..... Career .....	<b>FREE THROWS</b> Season ..... Career .....

**2019-20 GAME-BY-GAME STATISTICS**

Date	Opponent	START	MIN	Total		3-Pointers		Free-Throws		Rebounds			PF	A	TO	BLK	STL	PTS	AVG
				FG-FGA	PCT	3FG-FGA	PCT	FT-FTA	PCT	OFF	DEF	TOT							
11/6	at Stanford				DNP														
11/10	MSU Northern				DNP														
11/16	at Arkansas				DNP														
11/18	Montana Tech				DNP														
11/22	at Washington				DNP														
11/25	Texas Southern				DNP														
11/29	Coppin State				DNP														
12/1	New Mexico																		
12/6	North Dakota																		
12/18	at Oregon																		
12/21	at Omaha																		
12/28	Northern Arizona*																		
12/30	Sacramento State*																		
1/2	at Southern Utah*																		
1/4	at Northern Colorado*																		
1/9	at Eastern Washington*																		
1/13	Portland State*																		
1/18	Idaho*																		
1/23	at Idaho State*																		
1/25	at Weber State*																		
1/30	at Portland State*																		
2/1	Montana State*																		
2/6	Eastern Washington*																		
2/8	at Idaho*																		
2/13	Weber State*																		
2/15	Idaho State*																		
2/22	at Montana State*																		
2/27	at Northern Arizona*																		
2/29	at Sacramento State*																		
3/5	Northern Colorado*																		
3/7	Southern Utah*																		

**BRIGENO'S CAREER STATISTICS**

SEASON	GP	GS	MIN	AVG	FG	FGA	PCT	3FG	3FGA	PCT	FT	FTA	PCT	OFF	DEF	TOT	AVG	PF	FO	AST	T/O	BLK	STL	PTS	AVG
2019-20	0	0	0	0.0	0	0	---	0	0	---	0	0	---	0	0	0	0.0	0	0	0	0	0	0	0	0.0
<b>TOTAL</b>	<b>0</b>	<b>0</b>	<b>0</b>	<b>0.0</b>	<b>0</b>	<b>0</b>	<b>---</b>	<b>0</b>	<b>0</b>	<b>---</b>	<b>0</b>	<b>0</b>	<b>---</b>	<b>0</b>	<b>0</b>	<b>0</b>	<b>0.0</b>	<b>0</b>	<b>0</b>	<b>0</b>	<b>0</b>	<b>0</b>	<b>0</b>	<b>0</b>	<b>0.0</b>



**MONTANA BASKETBALL**



# 22 | YAGIZHAN SELCUK

Sophomore | Forward | 6-8/233 | Istanbul, Turkey (Towson/Phelps School (PA))

<b>MINUTES</b> Season ..... Career ..... 13, vs. North Dakota State (11/18/18)	<b>STEALS</b> Season ..... Career .....
<b>POINTS</b> Season ..... Career ..... 5, vs. Florida Atlantic (11/17/18)	<b>FIELD GOALS</b> Season ..... Career ..... 2, vs. Florida Atlantic (11/17/18)
<b>REBOUNDS</b> Season ..... Career ..... 2, at Virginia (11/6/18)	<b>FIELD-GOAL ATTEMPTS</b> Season ..... Career ..... 3, vs. Florida Atlantic (11/17/18)
<b>ASSISTS</b> Season ..... Career ..... 1, vs. North Dakota State (11/18/18)	<b>THREE-POINTERS</b> Season ..... Career .....
<b>BLOCKS</b> Season ..... Career .....	<b>FREE THROWS</b> Season ..... Career ..... 2, vs. North Dakota State (11/18/18)

## 2019-20 GAME-BY-GAME STATISTICS

Date	Opponent	START	MIN	Total		3-Pointers		Free-Throws		Rebounds			PF	A	TO	BLK	STL	PTS	AVG
				FG-FGA	PCT	3FG-FGA	PCT	FT-FTA	PCT	OFF	DEF	TOT							
11/6	at Stanford				DNP														
11/10	MSU Northern				DNP														
11/16	at Arkansas				DNP														
11/18	Montana Tech				DNP														
11/22	at Washington				DNP														
11/25	Texas Southern				DNP														
11/29	Coppin State				DNP														
12/1	New Mexico																		
12/6	North Dakota																		
12/18	at Oregon																		
12/21	at Omaha																		
12/28	Northern Arizona*																		
12/30	Sacramento State*																		
1/2	at Southern Utah*																		
1/4	at Northern Colorado*																		
1/9	at Eastern Washington*																		
1/13	Portland State*																		
1/18	Idaho*																		
1/23	at Idaho State*																		
1/25	at Weber State*																		
1/30	at Portland State*																		
2/1	Montana State*																		
2/6	Eastern Washington*																		
2/8	at Idaho*																		
2/13	Weber State*																		
2/15	Idaho State*																		
2/22	at Montana State*																		
2/27	at Northern Arizona*																		
2/29	at Sacramento State*																		
3/5	Northern Colorado*																		
3/7	Southern Utah*																		

## SELCUK'S CAREER STATISTICS

SEASON	GP	GS	MIN	AVG	FG	FGA	PCT	3FG	3FGA	PCT	FT	FTA	PCT	OFF	DEF	TOT	AVG	PF	FO	AST	T/O	BLK	STL	PTS	AVG
2018-19*	5	0	30	6.0	3	8	.375	0	1	.000	3	3	1.000	1	3	4	0.8	1	0	1	1	0	0	9	1.8
2019-20	0	0	0	0.0	0	0	---	0	0	---	0	0	---	0	0	0	0.0	0	0	0	0	0	0	0	0.0
<b>UM TOTAL</b>	<b>49</b>	<b>49</b>	<b>1318</b>	<b>26.9</b>	<b>246</b>	<b>427</b>	<b>.576</b>	<b>1</b>	<b>5</b>	<b>.200</b>	<b>174</b>	<b>270</b>	<b>.644</b>	<b>128</b>	<b>228</b>	<b>356</b>	<b>7.3</b>	<b>157</b>	<b>5</b>	<b>63</b>	<b>96</b>	<b>28</b>	<b>60</b>	<b>667</b>	<b>13.6</b>
<b>DI TOTAL</b>	<b>5</b>	<b>0</b>	<b>30</b>	<b>6.0</b>	<b>3</b>	<b>8</b>	<b>.375</b>	<b>0</b>	<b>1</b>	<b>.000</b>	<b>3</b>	<b>3</b>	<b>1.000</b>	<b>1</b>	<b>3</b>	<b>4</b>	<b>0.8</b>	<b>1</b>	<b>0</b>	<b>1</b>	<b>1</b>	<b>0</b>	<b>0</b>	<b>9</b>	<b>1.8</b>

\* Stats are from career at Towson





**MONTANA BASKETBALL**



**23 | MACK ANDERSON**

Sophomore | Forward | 6-9/207 | Bozeman, Mont. (Bozeman H.S.)

<b>MINUTES</b> Season ..... 25, at Arkansas (11/16/19) Career ..... Same	<b>STEALS</b> Season ..... 1, vs. MSU Northern (11/10/19) Career ..... 1, on three occasions
<b>POINTS</b> Season ..... 9, at Arkansas (11/16/19) Career ..... 12, at Idaho State (2/16/19)	<b>FIELD GOALS</b> Season ..... 4, at Arkansas (11/16/19) Career ..... 6, at Idaho State (2/16/19)
<b>REBOUNDS</b> Season ..... 7, at Arkansas (11/16/19) Career ..... Same	<b>FIELD-GOAL ATTEMPTS</b> Season ..... 7, at Arkansas (11/16/19) Career ..... 8, at Idaho State (2/16/19)
<b>ASSISTS</b> Season ..... 1, at Arkansas (11/16/19) Career ..... 1, on six occasions	<b>THREE-POINTERS</b> Season ..... Career .....
<b>BLOCKS</b> Season ..... 2, at Arkansas (11/16/19) Career ..... 3, vs. College of Idaho (12/3/18)	<b>FREE THROWS</b> Season ..... 2, at Washington (11/22/19) Career ..... Same

**2019-20 GAME-BY-GAME STATISTICS**

Date	Opponent	START	MIN	Total		3-Pointers		Free-Throws		Rebounds			PF	A	TO	BLK	STL	PTS	AVG
				FG-FGA	PCT	3FG-FGA	PCT	FT-FTA	PCT	OFF	DEF	TOT							
11/6	at Stanford	*	13	0-3	.000	0-0	.000	0-0	.000	0	1	1	3	0	0	1	0	0	0.0
11/10	MSU Northern	*	19	1-4	.250	0-0	.000	1-2	.500	3	3	6	1	0	1	0	1	3	1.5
11/16	at Arkansas	*	25	4-7	.571	0-0	.000	1-1	1.000	3	4	7	4	1	3	2	0	9	4.0
11/18	Montana Tech	*	13	1-3	.333	0-0	.000	0-1	.000	1	1	2	5	0	1	1	0	2	3.5
11/22	at Washington		12	0-2	.000	0-0	.000	2-2	1.000	1	0	1	4	0	1	0	0	2	3.2
11/25	Texas Southern		4	0-0	.000	0-0	.000	0-0	.000	0	0	0	1	0	0	0	0	0	2.7
11/29	Coppin State		1	0-0	.000	0-0	.000	0-0	.000	0	0	0	0	0	0	0	0	0	2.3
12/1	New Mexico																		
12/6	North Dakota																		
12/18	at Oregon																		
12/21	at Omaha																		
12/28	Northern Arizona*																		
12/30	Sacramento State*																		
1/2	at Southern Utah*																		
1/4	at Northern Colorado*																		
1/9	at Eastern Washington*																		
1/13	Portland State*																		
1/18	Idaho*																		
1/23	at Idaho State*																		
1/25	at Weber State*																		
1/30	at Portland State*																		
2/1	Montana State*																		
2/6	Eastern Washington*																		
2/8	at Idaho*																		
2/13	Weber State*																		
2/15	Idaho State*																		
2/22	at Montana State*																		
2/27	at Northern Arizona*																		
2/29	at Sacramento State*																		
3/5	Northern Colorado*																		
3/7	Southern Utah*																		

**ANDERSON'S CAREER STATISTICS**

SEASON	GP	GS	MIN	AVG	FG	FGA	PCT	3FG	3FGA	PCT	FT	FTA	PCT	OFF	DEF	TOT	AVG	PF	FO	AST	T/O	BLK	STL	PTS	AVG
2018-19	28	0	239	8.5	27	41	.659	0	0	.000	9	20	.450	10	35	45	1.6	53	2	6	17	5	1	63	2.3
2019-20	7	4	87	12.4	6	19	.316	0	0	.000	4	6	.667	8	9	17	2.4	18	1	1	6	4	1	16	2.3
<b>TOTAL</b>	<b>35</b>	<b>4</b>	<b>326</b>	<b>9.3</b>	<b>33</b>	<b>60</b>	<b>.550</b>	<b>0</b>	<b>0</b>	<b>.000</b>	<b>13</b>	<b>26</b>	<b>.500</b>	<b>18</b>	<b>44</b>	<b>62</b>	<b>1.8</b>	<b>71</b>	<b>3</b>	<b>7</b>	<b>23</b>	<b>9</b>	<b>2</b>	<b>79</b>	<b>2.3</b>



**MONTANA BASKETBALL**



**24 | FREDDY BROWN III**

Sophomore | Guard | 6-2/172 | Seattle, Wash. (Nathan Hale H.S.)

<b>MINUTES</b> Season ..... Career ..... 6, vs. Idaho (2/7/19)	<b>STEALS</b> Season ..... Career .....
<b>POINTS</b> Season ..... Career ..... 6, vs. Idaho (2/7/19)	<b>FIELD GOALS</b> Season ..... Career ..... 1, on five occasions
<b>REBOUNDS</b> Season ..... 2, vs. Weber State (3/16/19) Career .....	<b>FIELD-GOAL ATTEMPTS</b> Season ..... Career ..... 2, on three occasions
<b>ASSISTS</b> Season ..... Career .....	<b>THREE-POINTERS</b> Season ..... Career ..... 1, on four occasions
<b>BLOCKS</b> Season ..... Career .....	<b>FREE THROWS</b> Season ..... Career ..... 3, vs. Idaho (2/7/19)

**2019-20 GAME-BY-GAME STATISTICS**

Date	Opponent	START	MIN	Total		3-Pointers		Free-Throws		Rebounds			PF	A	TO	BLK	STL	PTS	AVG
				FG-FGA	PCT	3FG-FGA	PCT	FT-FTA	PCT	OFF	DEF	TOT							
11/6	at Stanford				DNP														
11/10	MSU Northern				DNP														
11/16	at Arkansas				DNP														
11/18	Montana Tech				DNP														
11/22	at Washington				DNP														
11/25	Texas Southern				DNP														
11/29	Coppin State				DNP														
12/1	New Mexico																		
12/6	North Dakota																		
12/18	at Oregon																		
12/21	at Omaha																		
12/28	Northern Arizona*																		
12/30	Sacramento State*																		
1/2	at Southern Utah*																		
1/4	at Northern Colorado*																		
1/9	at Eastern Washington*																		
1/13	Portland State*																		
1/18	Idaho*																		
1/23	at Idaho State*																		
1/25	at Weber State*																		
1/30	at Portland State*																		
2/1	Montana State*																		
2/6	Eastern Washington*																		
2/8	at Idaho*																		
2/13	Weber State*																		
2/15	Idaho State*																		
2/22	at Montana State*																		
2/27	at Northern Arizona*																		
2/29	at Sacramento State*																		
3/5	Northern Colorado*																		
3/7	Southern Utah*																		

**BROWN'S CAREER STATISTICS**

SEASON	GP	GS	MIN	AVG	FG	FGA	PCT	3FG	3FGA	PCT	FT	FTA	PCT	OFF	DEF	TOT	AVG	PF	FO	AST	T/O	BLK	STL	PTS	AVG
2018-19	15	0	32	2.1	5	13	.385	4	8	.500	3	4	.750	3	2	5	0.3	3	0	1	2	0	0	17	1.1
2019-20	0	0	0	0.0	0	0	---	0	0	---	0	0	---	0	0	0	0.0	0	0	0	0	0	0	0	0.0
<b>TOTAL</b>	<b>15</b>	<b>0</b>	<b>32</b>	<b>2.1</b>	<b>5</b>	<b>13</b>	<b>.385</b>	<b>4</b>	<b>8</b>	<b>.500</b>	<b>3</b>	<b>4</b>	<b>.750</b>	<b>3</b>	<b>2</b>	<b>5</b>	<b>0.3</b>	<b>3</b>	<b>0</b>	<b>1</b>	<b>2</b>	<b>0</b>	<b>0</b>	<b>17</b>	<b>1.1</b>



# MONTANA BASKETBALL



## 31 | MICHAEL STEADMAN

Senior | Forward | 6-10/231 | Union City, Calif. (San José State/James Logan H.S.)

<b>MINUTES</b> Season ..... Career ..... 45, vs. Air Force (1/26/19)	<b>STEALS</b> Season ..... Career ..... 1, on four occasions
<b>POINTS</b> Season ..... Career ..... 24, vs. Air Force (1/26/19)	<b>FIELD GOALS</b> Season ..... Career ..... 10, on two occasions
<b>REBOUNDS</b> Season ..... Career ..... 17, at Air Force (2/23/19)	<b>FIELD-GOAL ATTEMPTS</b> Season ..... Career ..... 20, vs. New Mexico (2/26/19)
<b>ASSISTS</b> Season ..... Career ..... 4, vs. San Diego State (2/2/19)	<b>THREE-POINTERS</b> Season ..... Career ..... 1, on four occasions
<b>BLOCKS</b> Season ..... Career ..... 4, vs. Southern Utah (11/10/18)	<b>FREE THROWS</b> Season ..... Career ..... 9, vs. Southern Utah (11/10/18)

### 2019-20 GAME-BY-GAME STATISTICS

Date	Opponent	START	MIN	Total		3-Pointers		Free-Throws		Rebounds			PF	A	TO	BLK	STL	PTS	AVG
				FG-FGA	PCT	3FG-FGA	PCT	FT-FTA	PCT	OFF	DEF	TOT							
11/6	at Stanford				DNP														
11/10	MSU Northern				DNP														
11/16	at Arkansas				DNP														
11/18	Montana Tech				DNP														
11/22	at Washington				DNP														
11/25	Texas Southern				DNP														
11/29	Coppin State				DNP														
12/1	New Mexico																		
12/6	North Dakota																		
12/18	at Oregon																		
12/21	at Omaha																		
12/28	Northern Arizona*																		
12/30	Sacramento State*																		
1/2	at Southern Utah*																		
1/4	at Northern Colorado*																		
1/9	at Eastern Washington*																		
1/13	Portland State*																		
1/18	Idaho*																		
1/23	at Idaho State*																		
1/25	at Weber State*																		
1/30	at Portland State*																		
2/1	Montana State*																		
2/6	Eastern Washington*																		
2/8	at Idaho*																		
2/13	Weber State*																		
2/15	Idaho State*																		
2/22	at Montana State*																		
2/27	at Northern Arizona*																		
2/29	at Sacramento State*																		
3/5	Northern Colorado*																		
3/7	Southern Utah*																		

### STEADMAN'S CAREER STATISTICS

SEASON	GP	GS	MIN	AVG	FG	FGA	PCT	3FG	3FGA	PCT	FT	FTA	PCT	OFF	DEF	TOT	AVG	PF	FO	AST	T/O	BLK	STL	PTS	AVG
2016-17																									
2017-18																									
2018-19*	31	29	945	30.5	169	350	.483	5	22	.227	65	106	.613	72	192	264	8.5	76	0	27	75	14	4	408	13.2
2019-20	0	0	0	0.0	0	0	---	0	0	---	0	0	---	0	0	0	0.0	0	0	0	0	0	0	0	0.0
<b>UM TOTAL</b>	<b>0</b>	<b>0</b>	<b>0</b>	<b>0.0</b>	<b>0</b>	<b>0</b>	<b>---</b>	<b>0</b>	<b>0</b>	<b>---</b>	<b>0</b>	<b>0</b>	<b>---</b>	<b>0</b>	<b>0</b>	<b>0</b>	<b>0.0</b>	<b>0</b>	<b>0</b>	<b>0</b>	<b>0</b>	<b>0</b>	<b>0</b>	<b>0</b>	<b>0.0</b>
<b>DI TOTAL</b>	<b>31</b>	<b>29</b>	<b>945</b>	<b>30.5</b>	<b>169</b>	<b>350</b>	<b>.483</b>	<b>5</b>	<b>22</b>	<b>.227</b>	<b>65</b>	<b>106</b>	<b>.613</b>	<b>72</b>	<b>192</b>	<b>264</b>	<b>8.5</b>	<b>76</b>	<b>0</b>	<b>27</b>	<b>75</b>	<b>14</b>	<b>4</b>	<b>408</b>	<b>13.2</b>

\* Stats are from career at San José State



**MONTANA BASKETBALL**



**32 | PETER JONES**

RS-Sophomore | Forward | 6-8/210 | Seattle Wash. (O'Dea H.S.)

<b>MINUTES</b> Season ..... Career ..... 3, vs. Montana Tech (11/12/18)	<b>STEALS</b> Season ..... Career .....
<b>POINTS</b> Season ..... Career .....	<b>FIELD GOALS</b> Season ..... Career .....
<b>REBOUNDS</b> Season ..... Career ..... 1, on three occasions	<b>FIELD-GOAL ATTEMPTS</b> Season ..... Career .....
<b>ASSISTS</b> Season ..... Career .....	<b>THREE-POINTERS</b> Season ..... Career .....
<b>BLOCKS</b> Season ..... Career .....	<b>FREE THROWS</b> Season ..... Career .....

**2019-20 GAME-BY-GAME STATISTICS**

Date	Opponent	START	MIN	Total		3-Pointers		Free-Throws		Rebounds			PF	A	TO	BLK	STL	PTS	AVG
				FG-FGA	PCT	3FG-FGA	PCT	FT-FTA	PCT	OFF	DEF	TOT							
11/6	at Stanford				DNP														
11/10	MSU Northern				DNP														
11/16	at Arkansas				DNP														
11/18	Montana Tech				DNP														
11/22	at Washington				DNP														
11/25	Texas Southern				DNP														
11/29	Coppin State				DNP														
12/1	New Mexico																		
12/6	North Dakota																		
12/18	at Oregon																		
12/21	at Omaha																		
12/28	Northern Arizona*																		
12/30	Sacramento State*																		
1/2	at Southern Utah*																		
1/4	at Northern Colorado*																		
1/9	at Eastern Washington*																		
1/13	Portland State*																		
1/18	Idaho*																		
1/23	at Idaho State*																		
1/25	at Weber State*																		
1/30	at Portland State*																		
2/1	Montana State*																		
2/6	Eastern Washington*																		
2/8	at Idaho*																		
2/13	Weber State*																		
2/15	Idaho State*																		
2/22	at Montana State*																		
2/27	at Northern Arizona*																		
2/29	at Sacramento State*																		
3/5	Northern Colorado*																		
3/7	Southern Utah*																		

**JONES' CAREER STATISTICS**

SEASON	GP	GS	MIN	AVG	FG	FGA	PCT	3FG	3FGA	PCT	FT	FTA	PCT	OFF	DEF	TOT	AVG	PF	FO	AST	T/O	BLK	STL	PTS	AVG	
2017-18	Did Not Play - Redshirt Season																									
2018-19	6	0	7	1.2	0	0	.000	0	0	.000	0	0	.000	0	3	3	0.5	1	0	0	0	0	0	0	0.0	
2019-20	0	0	0	0.0	0	0	---	0	0	---	0	0	---	0	0	0	0.0	0	0	0	0	0	0	0	0.0	
<b>TOTAL</b>	<b>6</b>	<b>0</b>	<b>7</b>	<b>1.2</b>	<b>0</b>	<b>0</b>	<b>.000</b>	<b>0</b>	<b>0</b>	<b>.000</b>	<b>0</b>	<b>0</b>	<b>.000</b>	<b>0</b>	<b>3</b>	<b>3</b>	<b>0.5</b>	<b>1</b>	<b>0</b>	<b>0</b>	<b>0</b>	<b>0</b>	<b>0</b>	<b>0</b>	<b>0.0</b>	





**MONTANA BASKETBALL**



# 33 | JARED SAMUELSON

Senior | Forward | 6-7/215 | Billings, Mont. (Rocky Mountain College/Billings West H.S.)

<b>MINUTES</b> Season ..... 14, vs. Texas Southern (11/25/19) Career ..... 24, on two occasions	<b>STEALS</b> Season ..... Career ..... 2, on three occasions
<b>POINTS</b> Season ..... 3, vs. Texas Southern (11/25/19) Career ..... 20, at Northern Arizona (2/11/17)	<b>FIELD GOALS</b> Season ..... 1, on two occasions Career ..... 7, on two occasions
<b>REBOUNDS</b> Season ..... 3, vs. Texas Southern (11/25/19) Career ..... 5, vs. Sacramento State (2/16/17)	<b>FIELD-GOAL ATTEMPTS</b> Season ..... 4, vs. Texas Southern (11/25/19) Career ..... 11, vs. Wyoming (11/14/16)
<b>ASSISTS</b> Season ..... 1, vs. Coppin State (11/29/19) Career ..... 2, vs. Pepperdine (12/22/16)	<b>THREE-POINTERS</b> Season ..... Career ..... 1, at Wyoming (12/10/16)
<b>BLOCKS</b> Season ..... Career ..... 2, on two occasions	<b>FREE THROWS</b> Season ..... 1, vs. Texas Southern (11/25/19) Career ..... 6, at Northern Arizona (2/11/17)

## 2019-20 GAME-BY-GAME STATISTICS

Date	Opponent	START	MIN	Total		3-Pointers		Free-Throws		Rebounds			PF	A	TO	BLK	STL	PTS	AVG
				FG-FGA	PCT	3FG-FGA	PCT	FT-FTA	PCT	OFF	DEF	TOT							
11/6	at Stanford				DNP														
11/10	MSU Northern				DNP														
11/16	at Arkansas				DNP														
11/18	Montana Tech				DNP														
11/22	at Washington		8	0-3	.000	0-0	.000	0-0	.000	0	1	1	2	0	0	0	0	0	0.0
11/25	Texas Southern		14	1-4	.250	0-1	.000	1-2	.500	0	3	3	1	0	0	0	0	3	1.5
11/29	Coppin State		9	1-3	.333	0-0	.000	0-0	.000	1	1	2	0	1	0	0	0	2	1.7
12/1	New Mexico																		
12/6	North Dakota																		
12/18	at Oregon																		
12/21	at Omaha																		
12/28	Northern Arizona*																		
12/30	Sacramento State*																		
1/2	at Southern Utah*																		
1/4	at Northern Colorado*																		
1/9	at Eastern Washington*																		
1/13	Portland State*																		
1/18	Idaho*																		
1/23	at Idaho State*																		
1/25	at Weber State*																		
1/30	at Portland State*																		
2/1	Montana State*																		
2/6	Eastern Washington*																		
2/8	at Idaho*																		
2/13	Weber State*																		
2/15	Idaho State*																		
2/22	at Montana State*																		
2/27	at Northern Arizona*																		
2/29	at Sacramento State*																		
3/5	Northern Colorado*																		
3/7	Southern Utah*																		

## SAMUELSON'S CAREER STATISTICS

SEASON	GP	GS	MIN	AVG	FG	FGA	PCT	3FG	3FGA	PCT	FT	FTA	PCT	OFF	DEF	TOT	AVG	PF	FO	AST	T/O	BLK	STL	PTS	AVG		
2015-16																											
Did Not Play - Redshirt Season																											
2016-17	32	1	367	11.5	65	114	.570	1	3	.333	33	49	.673	30	46	76	2.4	55	1	11	21	11	10	164	5.1		
2017-18																											
Played at Rocky Mountain College (NAIA)																											
2018-19																											
Played at Rocky Mountain College (NAIA)																											
2019-20	3	0	31	10.3	2	10	.200	0	1	.000	1	2	.500	1	5	6	2.0	3	0	1	0	0	0	5	1.7		
<b>TOTAL</b>	<b>35</b>	<b>1</b>	<b>398</b>	<b>11.4</b>	<b>67</b>	<b>124</b>	<b>.540</b>	<b>1</b>	<b>4</b>	<b>.250</b>	<b>34</b>	<b>51</b>	<b>.667</b>	<b>31</b>	<b>51</b>	<b>82</b>	<b>2.3</b>	<b>58</b>	<b>1</b>	<b>12</b>	<b>21</b>	<b>11</b>	<b>10</b>	<b>169</b>	<b>4.8</b>		



**MONTANA BASKETBALL**



# 35 | DERRICK CARTER-HOLLINGER

Freshman | Forward | 6-5/207 | El Cajon, Calif. (Foothills Christian H.S.)

<b>MINUTES</b> Season ..... 28, on two occasions Career ..... Same	<b>STEALS</b> Season ..... 2, vs. Texas Southern (11/25/19) Career ..... Same
<b>POINTS</b> Season ..... 15, at Stanford (11/6/19) Career ..... Same	<b>FIELD GOALS</b> Season ..... 5, on three occasions Career ..... Same
<b>REBOUNDS</b> Season ..... 10, vs. Coppin State (11/29/19) Career ..... Same	<b>FIELD-GOAL ATTEMPTS</b> Season ..... 7, on two occasions Career ..... Same
<b>ASSISTS</b> Season ..... 2, vs. Coppin State (11/29/19) Career ..... Same	<b>THREE-POINTERS</b> Season ..... 1, at Stanford (11/6/19) Career ..... Same
<b>BLOCKS</b> Season ..... 1, on five occasions Career ..... Same	<b>FREE THROWS</b> Season ..... 4, at Stanford (11/6/19) Career ..... Same

## 2019-20 GAME-BY-GAME STATISTICS

Date	Opponent	START	MIN	Total		3-Pointers		Free-Throws		Rebounds			PF	A	TO	BLK	STL	PTS	AVG
				FG-FGA	PCT	3FG-FGA	PCT	FT-FTA	PCT	OFF	DEF	TOT							
11/6	at Stanford		28	5-6	.833	1-1	1.000	4-5	.800	3	3	6	3	0	1	1	1	15	15.0
11/10	MSU Northern		16	3-4	.750	0-0	.000	0-0	.000	1	2	3	0	1	1	1	0	6	10.5
11/16	at Arkansas		26	3-5	.600	0-0	.000	2-4	.500	2	3	5	2	0	1	1	0	8	9.7
11/18	Montana Tech	*	18	2-6	.333	0-0	.000	0-0	.000	1	4	5	3	0	0	0	1	4	8.3
11/22	Texas Southern	*	22	1-4	.250	0-0	.000	1-2	.500	2	4	6	5	0	3	0	1	3	7.2
11/29	Coppin State	*	22	5-7	.714	0-0	.000	0-0	.000	1	4	5	4	0	2	1	2	10	7.7
12/1	New Mexico	*	28	5-7	.714	0-0	.000	0-1	.000	4	6	10	2	2	1	1	1	10	8.0
12/6	North Dakota																		
12/18	at Oregon																		
12/21	at Omaha																		
12/28	Northern Arizona*																		
12/30	Sacramento State*																		
1/2	at Southern Utah*																		
1/4	at Northern Colorado*																		
1/9	at Eastern Washington*																		
1/13	Portland State*																		
1/18	Idaho*																		
1/23	at Idaho State*																		
1/25	at Weber State*																		
1/30	at Portland State*																		
2/1	Montana State*																		
2/6	Eastern Washington*																		
2/8	at Idaho*																		
2/13	Weber State*																		
2/15	Idaho State*																		
2/22	at Montana State*																		
2/27	at Northern Arizona*																		
2/29	at Sacramento State*																		
3/5	Northern Colorado*																		
3/7	Southern Utah*																		

## GARTER-HOLLINGER'S CAREER STATISTICS

SEASON	GP	GS	MIN	AVG	FG	FGA	PCT	3FG	3FGA	PCT	FT	FTA	PCT	OFF	DEF	TOT	AVG	PF	FO	AST	T/O	BLK	STL	PTS	AVG
2019-20	7	4	160	22.9	24	39	.615	1	1	1.000	7	12	.583	14	26	40	5.7	19	1	3	9	5	6	56	8.0
<b>TOTAL</b>	<b>7</b>	<b>4</b>	<b>160</b>	<b>22.9</b>	<b>24</b>	<b>39</b>	<b>.615</b>	<b>1</b>	<b>1</b>	<b>1.000</b>	<b>7</b>	<b>12</b>	<b>.583</b>	<b>14</b>	<b>26</b>	<b>40</b>	<b>5.7</b>	<b>19</b>	<b>1</b>	<b>3</b>	<b>9</b>	<b>5</b>	<b>6</b>	<b>56</b>	<b>8.0</b>

