



OMAHA MEN'S BASKETBALL

For Immediate Release: Monday, Nov. 13, 2017 • Contact: Bonnie Ryan • Email: bryan@omavs.com • Office: (402) 554-3267

Social Media: [f omahambb](#) [@omahambb](#) [@omavs/@omahambb](#)

2017-18 SCHEDULE & RESULTS

Date	Opponent	Time (CT)
Nov. 10	vs. Montana State	L, 89-80 (OT)
Nov. 12	at Oklahoma	L, 108-89
Nov. 14	at New Mexico #	8 p.m.
Nov. 17	at #16 Louisville	6 p.m.
Nov. 20	at TCU #	8 p.m.
Nov. 24	vs. Tennessee Tech #	12:30 p.m.
Nov. 25	vs. TBA #	TBA
Nov. 29	Drake	7 p.m.
Dec. 3	at Washington	6 p.m.
Dec. 5	at UC Santa Barbara	9 p.m.
Dec. 13	Arkansas State	7 p.m.
Dec. 17	Cornell College	1 p.m.
Dec. 18	at Kansas	6 p.m.
Dec. 21	Montana State	7 p.m.
Dec. 30	at Oral Roberts *	7 p.m.
Jan. 2	Doane	7 p.m.
Jan. 6	South Dakota State *	7 p.m.
Jan. 11	at Western Illinois *	7 p.m.
Jan. 13	at Fort Wayne *	6 p.m.
Jan. 18	Denver *	7:30 p.m.
Jan. 20	South Dakota *	7 p.m.
Jan. 25	at North Dakota State *	7 p.m.
Jan. 30	at South Dakota State *	7 p.m.
Feb. 8	Western Illinois *	7 p.m.
Feb. 10	Fort Wayne *	7 p.m.
Feb. 14	at Denver *	8 p.m.
Feb. 17	at South Dakota *	3:30 p.m.
Feb. 22	Oral Roberts *	7 p.m.
Feb. 24	North Dakota State *	1 p.m.
March 3-6	at Summit League Championship	TBA

- Emerald Coast Classic

* - Summit League game

Home games in **bold italics** and played at Baxter Arena

For the most up-to-date schedule information, visit OMavs.com.

MEDIA AVAILABILITY

Student-athletes and coaches are available for interviews after practice or by arrangement through the Omaha athletic communications office. All men's basketball interview requests must be arranged through Associate Director of Communications Bonnie Ryan at least one day in advance.



OMAHA SET FOR CLASH AT NEW MEXICO



OMAHA MAVERICKS

Record: 0-2 (0-0 Summit League)

Head Coach: Derrin Hansen

Record at School: 197-168 (13th Year)

Career Record: Same

Last Game: L, 108-89 at Oklahoma (11/12)

Statistical Leaders

Scoring: Daniel Norl -- 20.0 ppg

Rebounding: Daniel Norl -- 7.5 rpg

Assists: KJ Robinson -- 3.0 apg

Steals: D. Norl/M. Hahn/JT Gibson -- 2.0 spg

Blocks: M. Hahn/Z. Jackson -- 0.5 bpg



NEW MEXICO LOBOS

Record: 1-0 (0-0 Mountain West)

Head Coach: Paul Weir

Record at School: 1-0 (1st Year)

Career Record: 29-6 (2nd Year)

Last Game: W, 147-76 vs. N. New Mexico (11/11)

All-Time Series: 0-0 (First Meeting)

Last Meeting: N/A

THIS WEEK'S SCHEDULE

Tuesday, Nov. 12 • OMAHA at NEW MEXICO • 8 p.m. CT • Dreamstyle Arena -- Albuquerque, N.M.

Stats: OMavs.com • **Video:** OMavs.com • **Audio:** OMavs.com • **TV:** Mountain West Network • **Radio:** 1180 Zone 2

This Week

The Omaha men's basketball team continues its opening road trip this Tuesday, Nov. 14, visiting New Mexico as part of the Emerald Coast Classic. Tipoff is set for 8 p.m. CT at Dreamstyle Arena in Albuquerque, N.M. The game will be broadcast live on Mountain West Network, and Gary Sharp will have the radio call on 1180 Zone 2. Links to live stats, audio and video will be available on OMavs.com.

Quick Hits

- Omaha's last opponent from the Mountain West was Wyoming on Dec. 19, 2015.
- Omaha came a shot shy of its first NCAA Tournament bid in the Division I era last season, falling 79-77 to South Dakota State in the Summit League Championship. The Mavericks were 18-14 (9-7 Summit League) en route to their second straight third-place finish in the regular-season standings.
- The Mavericks return a pair of double-figure scorers in juniors Mitch Hahn (11.7 ppg) and Zach Jackson (10.8).
- Omaha returns seven letterwinners from its 2016-17 squad, including a Summit League All-Newcomer pick in Hahn.
- The current Maverick roster totes a combined 78 career starts.
- Head coach Derrin Hansen enters his 13th year at Omaha in 2017-18 and needs just three wins to reach 200 career victories.
- Omaha ranked 13th nationally with 83.9 points per game last season.
- Omaha has had at least one scorer tally 20+ points in 18 of its last 19 games dating back to Jan. 4, 2017.
- Omaha went 7-6 in non-conference play in 2016-17, marking its fourth straight season finishing .500 or better against non-conference opponents.

Scouting the New Mexico Lobos

New Mexico is 1-0 (0-0 Mountain West) entering the week and was picked ninth in the MWC Preseason Poll released

OMAHA PROBABLE STARTERS

No.	Player	Ht.	Wt.	Pos.	Yr.	PPG	RPG	APG	SPG	BPG
5	KJ Robinson	6-0	190	G	So.	5.5	1.5	3.0	0.5	0.0
13	Daniel Norl	6-3	200	G	Sr.	20.0	7.5	1.0	2.0	0.0
21	Zach Jackson	6-5	185	G	Jr.	18.0	4.5	1.0	1.5	0.5
44	Mitch Hahn	6-8	210	F	Jr.	12.5	7.0	2.0	2.0	0.5
32	Daniel Meyer	6-9	250	F	Sr.	4.0	1.5	1.5	0.5	0.0

WHEN REFERRING TO THE MAVERICKS

As part of a university-wide rebranding effort that began in 2011, host institutions, media and fans are reminded to refer to the school as the "University of Nebraska Omaha," "Omaha" or "UNO." "Nebraska Omaha" and "Nebraska-Omaha" are no longer acceptable references.



Primary Logo



Secondary Logo

TOP 25 COACHES' POLL

Released Oct. 19, 2017 by USA Today

School	2016-17 Record	Points
1. Duke (20)	28-9	774
2. Michigan State (9)	20-15	747
3. Kansas	31-5	723
4. Kentucky	32-6	678
5. Arizona (2)	32-5	654
6. Villanova	32-4	623
7. Florida (1)	27-9	549
8. Wichita State	31-5	543
9. North Carolina	33-7	515
10. West Virginia	28-9	458
11. USC	26-10	396
12. Miami (Fla.)	21-12	383
13. Cincinnati	30-6	349
14. Notre Dame	26-10	305
15. Minnesota	24-10	303
16. Louisville	25-9	295
17. Xavier	24-14	284
18. UCLA	31-5	275
19. Gonzaga	37-2	242
20. Northwestern	24-12	208
21. Purdue	27-8	167
22. Saint Mary's	29-5	152
23. Seton Hall	21-12	139
24. Baylor	27-8	107
25. Alabama	19-15	82

Receiving Votes: Texas A&M, Virginia, Butler, Missouri, TCU, Rhode Island, Providence, Wisconsin, Maryland, Oakland, **Oklahoma**, Michigan, Texas, Virginia Tech, Oregon, SMU, **Creighton**, Georgia, Georgia Tech, Harvard, Arkansas, Florida State, South Carolina, Nevada.

*2017-18 Omaha opponents in **bold italics**

2017-18 OMAHA MEN'S BASKETBALL ROSTER

#	Name	Pos.	Cl.	Ht.	Wt.	Hometown (High School/Previous School(s))
0	JT Gibson	So.	G	6-3	195	Brooklyn Park, Minn. (Champlin Park)
1	Renard Suggs	Sr.	G	6-2	210	St. Paul, Minn. (Woodbury/Gillette College/Washington State)
3	Lamar Wofford-Humphrey	Sr.	F	6-9	225	Chicago, Ill. (Homewood-Flossmoor/Butler CC/Eastern Michigan)
4	Zach Thornhill	Fr.	G	6-4	185	Lenexa, Kan. (St. James Academy)
5	KJ Robinson	So.	G	6-0	190	Blue Springs, Mo. (Blue Springs South)
10	Ayo Akinwale	Fr.	G	6-0	165	Papillion, Neb. (Papillion-La Vista)
11	Alex Allbery	Sr.	G	6-1	205	Omaha, Neb. (Creighton Prep/St. Thomas)
13	Daniel Norl	Sr.	G	6-3	200	Clarksville, Tenn. (Kenwood/Eastern Kentucky/Mineral Area CC)
15	Brendan Lipovsky	Jr.	F	6-4	185	Fairfield, Neb. (Sandy Creek/Des Moines Area CC)
20	Hayden Miller	Fr.	G	6-1	180	Nebraska City, Neb. (Lourdes Central Catholic)
21	Zach Jackson	Jr.	G	6-5	185	Wichita, Kan. (Wichita East)
32	Daniel Meyer	Sr.	F	6-9	250	Billings, Mont. (Central Catholic/Wright State)
33	Evan Tricker	Fr.	F	6-11	180	Naples, Fla. (First Baptist Academy/DME Academy)
40	Matt Pile	Fr.	F	6-8	240	Goddard, Kan. (Eisenhower)
44	Mitch Hahn	Jr.	F	6-8	210	Fremont, Neb. (Fremont/Holy Cross)
	Wanjang Tut	Fr.	F	6-8	205	Omaha, Neb. (Omaha Burke/The Skill Factory Prep)

Head Coach: Derrin Hansen (13th Year) • **Assistant Coaches:** Pat Eberhart (7th Year), Tyler Erwin (9th Year), Tyler Bullock (2nd Year) • **Director of Men's Basketball Operations:** Brett Putz (2nd Year)

PRONUNCIATION GUIDE

Ayo Akinwale: EYE-oh AH-kin-WOH-lay • **Alex Allbery:** ALL-bear-ee • **Pat Eberhart:** EBB-er-heart • **Brendan Lipovsky:** li-PAWV-skee • **Brett Putz:** PUTS • **Renard Suggs:** reh-NARD SUGS (rhymes with PUGS)

last month. The Lobos opened the season Saturday at home with a 147-76 win over Northern New Mexico, which set a school record for points scored in a single game. Eight players scored in double digits, led by 19 points from Troy Simons.

Head coach Paul Weir is in his first season at UNM and carries a career record of 29-6 over two years.

Tuesday's game marks the first meeting all-time between Omaha and New Mexico.

Last Time Out: Omaha Falls 108-89 at Oklahoma

Omaha took on Oklahoma for the first time Sunday afternoon, falling 108-89 at the Lloyd Noble Center. Junior Zach Jackson led a contingent of four Mavericks in double figures, scoring a career-high 24 points on 8-of-15 shooting and a 7-of-8 effort at the free throw line. He added six rebounds, two assists, two steals and a block.

Sophomore JT Gibson also had a career-best scoring performance, finishing with 16 points on 5-of-7 shooting with three 3-pointers alongside four rebounds, four assists and three steals. Junior Mitch Hahn chipped in 13 points with another trio of triples, as well as four rebounds, two assists, three steals and a block. Senior Daniel Norl rounded it out with 11 points, six boards, two assists and two steals.

The Mavericks shot 43.8 percent (32-of-73) to Oklahoma's 55.7 percent (39-of-70). After making just two 3-pointers in their season debut Friday night, they hit 12 against the Sooners and finished at a 54.5 percent (12-of-22) clip from long range. OU had the advantage on the glass, 46-31, and outscored Omaha 50-32 in the paint.

Road Warriors

Omaha plays 18 of its 30 games on the road in 2017-18, including seven straight to open the season while its home facility, Baxter Arena, plays host to the U.S. Olympic Curling Trials. The Mavericks begin with three games in one continuous seven-day trip at Montana State (Nov. 10), Oklahoma (Nov. 12) and New Mexico (Nov. 14). Following

THIS WEEK FOR THE MAVERICKS

MONDAY Nov. 13	TUESDAY Nov. 14	WEDNESDAY Nov. 15	THURSDAY Nov. 16	FRIDAY Nov. 17	SATURDAY Nov. 18	SUNDAY Nov. 19
Travel Day to Albuquerque, N.M.	at New Mexico 8 p.m. CT Dreamstyle Arena	Travel Day to Omaha, Neb.	Travel Day to Louisville, Ky.	at Louisville 6 p.m. KFC Yum! Center	Practice TBA Sapp Fieldhouse	Travel Day to Fort Worth, Texas

TALE OF THE TAPE

OMAHA (Through Nov. 12)

Team Statistics	UNO	OPP
SCORING	169	197
Points per game	84.5	98.5
Scoring margin	-14.0	-
FIELD GOALS-ATT	62-144	71-143
Field goal pct	.431	.497
3 POINT FG-ATT	14-42	16-52
3-point FG pct	.333	.308
3-pt FG made per game	7.0	8.0
FREE THROWS-ATT	31-44	39-48
Free throw pct	.705	.813
F-Throws made per game	15.5	19.5
REBOUNDS	76	89
Rebounds per game	38.0	44.5
Rebounding margin	-6.5	-
ASSISTS	26	33
Assists per game	13.0	16.5
TURNOVERS	32	30
Turnovers per game	16.0	15.0
Turnover margin	-1.0	-
Assist/turnover ratio	0.8	1.1
STEALS	21	13
Steals per game	10.5	6.5
BLOCKS	2	17
Blocks per game	1.0	8.5

NEW MEXICO (Through Nov. 11)

Team Statistics	UNM	OPP
SCORING	147	76
Points per game	147.0	76.0
Scoring margin	71.0	-
FIELD GOALS-ATT	55-85	26-70
Field goal percentage	.647	.371
3 POINT FIELD GOALS-ATT	18-39	6-21
3-pt FG pct	.462	.286
3-pt FG made per game	18.0	6.0
FREE THROWS-ATT	19-22	18-24
Free throw percentage	.864	.750
F-throws made per game	19.0	18.0
REBOUNDS	45	30
Rebounds per game	45.0	30.0
Rebounding margin	15.0	-
ASSISTS	40	16
Assists Per Game	40.0	16.0
TURNOVERS	18	33
Turnovers per game	18.0	33.0
Turnover margin	15.0	-
Assist/Turnover ratio	2.2	0.5
STEALS	22	13
Steals per game	22.0	13.0
BLOCKS	6	0
Blocks per game	6.0	0.0

a short return home, they set out again for Louisville (Nov. 17), and after another short trip back to Omaha, visit TCU (Nov. 20). A Thanksgiving trip to Niceville, Fla., caps it off with two games in the Emerald Coast Classic, Nov. 24-25.

Final Four Foes

Omaha faces three teams with NCAA Final Four appearances on their resumes in the last decade. Oklahoma last made the Final Four in 2016, while Kansas went in 2012 and 2008, and Louisville earned a trip in 2012.

Six of the Mavericks' 2017-18 opponents have earned at least one NCAA Tournament berth over the last four years: Kansas (2014, 2015, 2016, 2017), Louisville (2014, 2015, 2017), Oklahoma (2014, 2015, 2016), North Dakota State (2014, 2015), South Dakota State (2016, 2017) and New Mexico (2014).

Feelin' Hahn, Hahn, Hahn

Junior Mitch Hahn averaged 11.6 points per game in his debut season in 2016-17, appearing in 31 games before earning his first start in the Summit League Championship Game. For the year, Hahn had 20 double-figure scoring games, including two with 20 or more points, and canned at least five 3-pointers three times. The Fremont, Neb., native ranked sixth in the league for free throw percentage (.838) and 10th for 3-point percentage (.420) and blocks (22), and he capped the year with Summit League All-Newcomer Team recognition.

Hahn scored in double figures in seven straight games from Jan. 7 to Feb. 1 and had 12 games of 15+ points last year. In games when he scores in double figures, Omaha is 12-10.

Action Jackson

Junior Zach Jackson is in his third year as a starter, averaging 18.0 points, 4.5 rebounds and 1.5 steals per game. The Wichita, Kan., native is shooting 90.9 percent from the free throw line over the first two contests, and he scored a career-high 24 points Sunday at Oklahoma.

Jackson had 10.8 points per game last season and scored in double figures in 21 games, including two 20-point performances. He was instrumental in Omaha's road upset of Iowa, posting a then-career-high 21 points and a career-high-tying eight rebounds. Jackson strung together six straight double-figure scoring games from Nov. 19 to Dec. 3, 2016, then had another six-game stretch from Feb. 11 to March 6, 2017.

SUMMIT LEAGUE STANDINGS

Through Nov. 12, 2017

School	Conf	Overall
South Dakota State	0-0	2-0
Oral Roberts	0-0	1-0
South Dakota	0-0	1-0
Western Illinois	0-0	1-0
Fort Wayne	0-0	1-1
Denver	0-0	0-1
North Dakota State	0-0	0-1
Omaha	0-0	0-2

SUMMIT LEAGUE PLAYERS OF THE WEEK

Date	Player (School)
Nov. 13	Bryson Scott (Fort Wayne)

OMAHA'S ACTIVE CAREER LEADERS

Points	Zach Jackson	481
FG Made	Zach Jackson	152
3-Pt. FG Made	Mitch Hahn	63
FT Made	Zach Jackson	124
Total Rebounds	Zach Jackson	210
Offensive Rebounds ...	Daniel Meyer	80
Defensive Rebounds ...	Zach Jackson	141
Assists	Zach Jackson	59
Steals	Zach Jackson	50
Blocks	Daniel Meyer	26
Games Played	Daniel Meyer	87
Games Started	Zach Jackson	57
Minutes Played	Zach Jackson	1,398
Double-Doubles	Mitch Hahn	2

WHERE OMAHA RANKED

2016-17 Season

Category	Stats	League	NCAA
Points/Game	83.9	2nd	13th
Rebounds/Game	35.9	3rd	167th
Assists/Game	13.8	5th	149th
Steals/Game	8.2	1st	16th
Blocks/Game	3.3	5th	168th
FG Pct.454	5th	123rd
3-Pt. FG Pct.388	4th	29th
FT Pct.748	3rd	41st
Turnovers/Game	13.9	9th	257th
Turnovers Forced/Game	15.0	1st	36th

OMAHA IN 2017-18

Overall.....	0-2
At Baxter Arena.....	0-0
On the road.....	0-1
At a neutral court.....	0-1
Leading at half.....	0-0
Trailing at half.....	0-2
Tied at half.....	0-0
In overtime.....	0-1
No players in double figures.....	0-0
1 player in double figures.....	0-0
2 players in double figures.....	0-0
3 players in double figures.....	0-0
4 players in double figures.....	0-2
5 players in double figures.....	0-0
6 players in double figures.....	0-0
Starters outscore opp. starters.....	0-0
Opp. starters outscore starters.....	0-1
Bench outscore opp. bench.....	0-0
Opp. bench outscore bench.....	0-2
Shooting 50% or better.....	0-0
Opp. shoots 50% or better.....	0-1
Shooting between 40-49%.....	0-2
Opp. shoots between 40-49%.....	0-1
Shooting below 40%.....	0-0
Opp. shoots below 40%.....	0-0
Shooting better than opp.....	0-0
Opp. shooting better than UNO.....	0-2
Making more FT than opp.....	0-1
Making fewer FT than opp.....	0-1
Outrebounding opponent.....	0-1
Opponent outrebounds UNO.....	0-1
More points in the paint.....	0-0
Opp. gets more points in the paint.....	0-1
Scoring more 2nd chance points.....	0-0
Opp. scores more 2nd chance points.....	0-2
Wearing white uniforms.....	0-0
Wearing black uniforms.....	0-2
On live TV.....	0-1
During the day.....	0-1
At night.....	0-1
Central Time.....	0-1
Eastern Time.....	0-0
Mountain Time.....	0-1
Pacific Time.....	0-0
On Sunday.....	0-1
On Monday.....	0-0
On Tuesday.....	0-0
On Wednesday.....	0-0
On Thursday.....	0-0
On Friday.....	0-1
On Saturday.....	0-0
In November.....	0-2
Margin of 1-5 points.....	0-0
Margin of 6-10 points.....	0-1
Margin of 11-15 points.....	0-0
Margin of 16-20 points.....	0-1
Margin of 21 or more points.....	0-0
Having a 20-point scorer.....	0-2
Having a 30-point scorer.....	0-0
Scoring 59 points or less.....	0-0
Scoring 60-69 points.....	0-0
Scoring 70-79 points.....	0-0
Scoring 80-89 points.....	0-2
Scoring 90-99 points.....	0-0
Scoring 100 or more points.....	0-0
Allowing 59 points or less.....	0-0
Allowing 60-69 points.....	0-0
Allowing 70-79 points.....	0-0
Allowing 80-89 points.....	0-1
Allowing 90-99 points.....	0-0
Allowing 100+ points.....	0-1

Norl Off to a Strong Start

Senior Daniel Norl has had a standout start to his senior season, pacing Omaha with 20.0 points and 7.5 rebounds per game over the first two games. The Clarksville, Tenn., native earned his first career start at Montana State on Friday, exploding for career highs of 29 points, nine rebounds and two steals while shooting 13-of-18. He followed with another double-figure scoring performance at Oklahoma, collecting 11 points, six boards, two assists and two steals.

Norl made his Maverick debut in 2016-17, appearing in 29 contests and averaging 5.6 points, 1.4 rebounds, 1.0 assists and 15.6 minutes per game. He had eight double-figure scoring performances as a junior, including a season-high 14 points with four 3-pointers in Omaha's quarterfinal win over Fort Wayne in the Summit League Tournament. He accounted for 10 performances with at least two 3-pointers.

Gibson Back at Full Strength

Sophomore JT Gibson was one of two Mavericks to achieve a career high in scoring Sunday at Oklahoma. The Brooklyn Park, Minn., native tallied 16 points on 5-of-7 shooting with three 3-pointers, adding four rebounds, and career bests of four assists and three steals.

Gibson had a second go at his freshman campaign in 2016-17. In 2015-16, he appeared in eight games off the bench before suffering a season-ending elbow injury that led to a medical redshirt.

What Makes Up the Mavericks

- UNO returns 43 percent of its offensive production from last season, as this year's returners accounted for 1,153 of the Mavericks' 2,685 points. The returners are also credited for 40 percent (464) of last season's 1,149 rebounds.
- Juniors Mitch Hahn and Zach Jackson are UNO's leading returning scorers after averaging 11.7 and 10.8 points per game, respectively.
- Seniors Renard Suggs and Lamar Wofford-Humphrey both tote previous Division I experience. Suggs last played in 2015-16 at Washington State, then sat out the 2016-17 season in accordance with NCAA transfer rules. Wofford-Humphrey is a graduate transfer after spending the last two years at Eastern Michigan.
- Jackson played the most minutes in 2016-17 of any returner on this year's roster, averaging 27.6 minutes per game.
- UNO's 2017-18 roster has five seniors, three juniors, two sophomores and six freshmen.
- The Mavericks hail from eight different states. Six are from Nebraska, three are from Kansas and two are Minnesota natives, while Florida, Illinois, Missouri, Montana and Tennessee are all represented once on the roster.

PROmaha

Eight former Mavericks have gone on to play professionally in the last three years: Mike Rostampour (Slovakia/Canada), CJ Carter (Macedonia), Devin Patterson (Lithuania) and Tim Smallwood (Italy), Randy Reed II (Tunisia), Tra-Deon Hollins (Poland/NBA G League), Marcus Tyus (Slovakia) and Alex Welhouse (Spain).

Carter and Rostampour, both 2014-15 graduates, won league championships with their respective clubs in 2015-16. Carter's MZT Skopje Aerodrom team captured the Prva Liga title, while Rostampour's BC Prievdza squad won the Slovak Extraliga crown. Rostampour also played for the Cape Breton Highlanders in the National Basketball League of Canada in 2017.

Three members of the 2015-16 class signed professional contracts following graduation. Patterson joined BC Šiauliai, which plays in the Lithuanian Basketball League and Baltic Basketball League, while Reed signed with Jeunesse Sportive d'El Mensah in Tunisia's Ligue 1. Smallwood played with Manerbio GoodBook in Italy's Serie C Gold league.

Hollins joined AZS Koszalin in Poland's Polska Liga Koszykówki in July, then returned to the United States and was the first-round draft pick of the Fort Wayne Mad Ants in the NBA G League on Oct. 21. Tyus signed with MBK Baník Handlová in the Slovak Extraliga in July, and Welhouse, who completed his Maverick career in 2012-13, was added to the roster for Club Baloncesto Villarrobledo in Spain's Liga EBA in September.

What Omaha Lost

Omaha lost five letterwinners from last year's squad: guards Tra-Deon Hollins, Marcus Tyus and Kyler Erickson, forward Tre'Shawn Thurman and center Zach Pirog.

Hollins was a two-time first-team All-Summit selection and a two-time Summit League Defensive Player of the Year. He graduated as Omaha's all-time leader for both career and single-season steals, compiling 235 swipes in just two seasons.

Tyus was Omaha's 37th 1,000-point scorer in school history, and he capped his career with 1,334 points to his credit. A second-team All-Summit selection as a senior, Tyus was the Mavericks' leading scorer last season and ranked second in the league with 17.1 points per game, as well as second in league-only scoring with 21.2 points per game.

Thurman earned All-Summit Honorable Mention recognition last year and also eclipsed the 1,000-point scoring threshold. He was the 11th player in school history with at least 1,000 points and 500 rebounds in a career.

Fresh Faces

Omaha's roster features eight newcomers this season, including six freshmen beginning their collegiate careers: a trio of guards in Ayo Akinwale (Papillion, Neb.), Hayden Miller (Nebraska City, Neb.) and Zach Thornhill (Lenexa, Kan.) and a trio of forwards in Matt Pile (Goddard, Kan.), Evan Tricker (Naples, Fla.) and Wanjang Tut (Omaha, Neb.).

Akinwale was a two-time All-Nebraska selection at Papillion-La Vista High School and honorary captain of the Omaha World Herald and Lincoln Journal Star all-state teams. He averaged 17.2 points and 5.2 assists per game as a senior. Miller was a two-time Class D1 first-team all-state honoree at Lourdes Central Catholic High School and captain of the D1 all-state squad two straight years while helping his team to back-to-back state championships as a junior and senior. Thornhill was a two-time all-state pick at St. James Academy, where he helped his team advance to a sub-state final. He averaged 20.6 points, 3.5 rebounds and 3.5 assists per game.

Pile was a two-time first-team all-state selection at Eisenhower High School and was named Mr. Kansas Basketball by the KBKA as a senior. He averaged 18.6 points, 14.7 rebounds, 3.7 assists and 3.9 blocks per game.

Tricker joins the Mavericks after a year at DME Academy, where he averaged 14.1 points and 9.0 rebounds per game. As a prep player at First Baptist Academy, he averaged 10.6 points, 8.4 rebounds and 3.1 blocks per game, and he also played for Montverde Academy in the summer of his sophomore year in Dubai, United Arab Emirates.

Tut comes to Omaha after a year at The Skill Factory Prep. He was previously a four-year letterwinner at Omaha Burke High School, where he was an honorable mention all-state pick and averaged 12.5 points, 10.1 rebounds, 2.8 blocks and 1.4 assists per game. Tut also played for the South Sudan National Team.

More on Meyer

Senior Daniel Meyer made his second collegiate appearance in his home state Friday night with Omaha's season opener at Montana State. Meyer and the Mavericks previously visited MSU on Dec. 6, 2015, when they won 100-97 on a buzzer beater in Bozeman.

Meyer has been mainstay for Omaha over the last few seasons. He appeared in every game in 2015-16 and 2016-17, making 11 starts as a junior and finishing the year with 2.8 points and 3.1 rebounds per game. He had one of his best performances in league play, pulling down a season-high nine rebounds with two blocks vs. Oral Roberts.

Meyer is Omaha's active career leader for offensive rebounds (80), blocks (26) and games played (87).

Robinson's Ready

Sophomore KJ Robinson appeared in all but one game last season, averaging 2.5 points and 0.7 assists over 8.8 minutes per contest off the bench. He has now assumed a starting role over the first two games of the season.

A native of Blue Springs, Mo., Robinson had his first career double-figure scoring game with a season-high 13 points vs. Buena Vista last year, shooting 4-of-6 with three 3-pointers, two rebounds, a season-high three assists and a steal. He matched his three-assist effort at Eastern Michigan, then added a season-high three rebounds with six points and a pair of helpers at Cal State Fullerton. Robinson also standout efforts at Pitt (eight points) and South Dakota State (nine points, three assists, one steal).

Home Sweet Homaha

Omaha had a record of 8-4 at home last season, and the Mavericks averaged 90.9 points per game with a 12.6 margin of victory at Baxter Arena.

The Mavericks play 12 games at home in 2017-18, welcoming Drake for their home opener on Wednesday, Nov. 29.

Championship Pedigree

Six players on Omaha's roster made appearances in state basketball championship games with their high school programs. Junior Zach Jackson won a Kansas state title with Wichita East in 2014-15, and sophomore KJ Robinson captured one in Missouri with Blue Springs South in 2015-16. Freshman Hayden Miller won back-to-back state championships at Lourdes Central Catholic in 2015-16 and 2016-17.

Senior Daniel Meyer's Central Catholic squad made it to the Montana championship game in 2012-13. Sophomore JT Gibson, from Champlin Park in Minnesota, appeared in a state championship contest in 2014-15, and freshman Ayo Akinwale's Papillion-La Vista team played in the Nebraska state championship game last season.

Mavericks Picked Sixth in Summit League Preseason Poll

Omaha was selected sixth in the 2017-18 Summit League Preseason Poll released Oct. 5. The poll was tallied in a vote of the league's head coaches, communications personnel and media.

South Dakota State was the favorite to win the Summit League, garnering 13 first-place votes for 339 points. South

MISCELLANEOUS CAREER STATS

DOUBLE-FIGURE SCORING GAMES

Player	14-15	15-16	16-17	17-18	Career
Gibson	-	2	2	1	5
Hahn	-	-	20	2	22
Jackson	-	2	21	2	25
Meyer	-	1	-	-	1
Norl	-	-	7	2	9
Robinson	-	-	1	-	1
W-Humphrey	-	-	-	1	1

DOUBLE-FIGURE REBOUNDING GAMES

Player	14-15	15-16	16-17	17-18	Career
Hahn	-	-	1	1	2
Meyer	1	-	-	-	1

20-POINT SCORING GAMES

Player	14-15	15-16	16-17	17-18	Career
Hahn	-	-	2	-	2
Jackson	-	-	2	1	3
Norl	-	-	-	1	1

DOUBLE-DOUBLES

Player	14-15	15-16	16-17	17-18	Career
Hahn	-	-	1	1	2

MAVERICKS BY THE NUMBERS

All-League Honorees in 2016-17	3
2017 NCAA Tournament Teams Scheduled in 2017-18	3
Non-Conference Wins in 2016-17	7
Returning Letterwinners	7
Double-Doubles in 2016-17	12
Highest Individual Scoring Total in 2017-18	29
Highest Individual Scoring Total in 2016-17	37
Combined Career Starts by Current Mavericks	73
Double-Figure Scoring Efforts in 2016-17	122
Derrin Hansen's Career Wins Total	197
Miles Traveled in 2017-18	3,051
Attendance Record at Baxter Arena	3,538

HEAD COACH DERRIN HANSEN

Seasons at Omaha: 13

Alma Mater: Neb. Wesleyan (1991)

Career Record: 197-168

Head Coach Derrin Hansen is in his 13th season at the helm of the Omaha men's basketball program in 2017-18, having compiled a career record of 197-168. The 21st head coach in UNO history, he ranks second all-time in school history for career victories and has led the program to two Division I postseason appearances with the 2016 CBI and the 2014 CIT.

Omaha has enjoyed two seasons with full Division I postseason eligibility, delivering back-to-back third-place finishes in the Summit League standings. In 2016-17, the Mavericks were 18-14 (9-7 Summit League) and finished as runner-up at the Summit League Championship. Tra-Deon Hollins earned his second straight first-team All-Summit and league Defensive Player of the Year awards, and Marcus Tyus (second-team All-Summit), Tre'Shawn Thurman (All-Summit Honorable Mention) and Mitch Hahn (Summit League All-Newcomer Team) also added to the haul.

Before Omaha's move to NCAA Division I in 2011-12, Hansen guided the Mavericks to two Division II Tournament appearances and conference championships in the MIAA (2010) and the NCC (2008). He has coached five players to all-region plaudits, and one All-America honorable mention. Twelve of his players have won a combined 20 all-conference awards, with eight All-Summit, eight All-MIAA and four All-NCC.

OMAHA IN THE HANSEN ERA

Season Overall Conference
NCC (Division II)

2005-06	15-16.....	4-8
2006-07	12-16.....	3-9
2007-08	25-7.....	7-5
Total	52-39.....	14-22

MIAA (Division II)

2008-09	17-11.....	11-9
2009-10	22-9.....	12-8
2010-11	19-9.....	15-7
Total	58-29.....	38-24

Independent (Division I)

2011-12	11-18.....	N/A
Total	11-18.....	0-0

Summit League (Division I)

2012-13	11-20.....	6-10
2013-14	17-15.....	5-9
2014-15	12-17.....	5-11
2015-16	18-14.....	10-6
2016-17	18-14.....	9-7
2017-18	0-2.....	0-0
Total	76-82.....	35-43
Career.....	197-168	87-89

Dakota was second and received 12 first-place votes for 327 points, while North Dakota State earned 246 points for third. Fort Wayne came in fourth with 234 points, followed by Denver, which had 230 points for fifth. Omaha was sixth in the poll with 124 points, while Oral Roberts (104) and Western Illinois (60) rounded it out in seventh and eighth, respectively.

The Division I Years

The Mavericks led the Summit League in scoring three consecutive years from 2013-14 to 2015-16, averaging 79.9 ppg in 2013-14, 76.8 ppg in 2014-15 and 85.3 ppg in 2015-16, respectively, before ranking second among league teams in 2016-17. Below is a look at how UNO has stacked up as a team in each of its Division I seasons since 2011-12:

	<u>11-12</u>	<u>12-13</u>	<u>13-14</u>	<u>14-15</u>	<u>15-16</u>	<u>16-17</u>	<u>17-18</u>
Record	11-18	11-19	17-15	12-17	18-14	18-14	0-2
Points Per Game	74.1	71.9	79.9	76.8	85.3	83.9	84.5
Opp. Points Per Game	77.3	82.1	75.1	77.8	81.8	83.5	98.5
Rebounds Per Game	34.7	30.3	34.4	34.8	35.4	35.9	38.0
Opp. Rebounds Per Game	38.0	37.6	36.2	34.7	37.1	37.8	44.5
Rebounding Margin	-3.4	-7.6	-1.7	+0.1	-1.7	-1.9	-6.5
FG Perc.	.453	.467	.450	.445	.471	.454	.431
3FG Perc.	.333	.364	.337	.332	.337	.388	.333
FT Perc.	.695	.696	.765	.696	.745	.748	.705
Assists Per Game	16.5	13.4	15.4	12.1	14.4	13.8	13.0
Assist-to-Turnover Ratio	1.2	0.9	1.2	0.9	1.1	1.0	0.8
Steals Per Game	6.2	6.7	8.3	8.2	9.3	8.2	10.5
Blocks Per Game	2.8	2.7	2.7	3.2	2.9	3.3	1.0

The 2016-17 Hardware Haul

Four Omaha players -- former Mavericks Tra-Deon Hollins, Marcus Tyus and Tre'Shawn Thurman and junior forward Mitch Hahn -- collected postseason accolades from the Summit League in 2016-17.

Hollins was named to the All-Summit First Team and voted Summit League Defensive Player of the Year for the second straight season, while Tyus picked up his first all-league award in being named to the All-Summit Second Team. Thurman was selected Honorable Mention All-Summit, and Hahn earned a place on the Summit League All-Newcomer Team.

Since Omaha joined the Summit League in 2012-13, nine Mavericks have combined for 11 All-Summit awards.

A Late Surge in 2016-17

Omaha started Summit League play 0-3 last season, then went on an 11-5 tear over its final 16 games with an average of 87.2 points per contest. Within that span, Omaha enjoyed two win streaks -- first a four-game stretch Jan. 7-18 and a five-game streak in place Feb. 16 to March 6.

Hitting the Century Mark

Omaha hit the century mark for the third time last season in its 108-101 overtime loss at Fort Wayne on Feb. 11, 2017. Over the 13-year Derrin Hansen era, the Mavericks are 20-3 when scoring 100 points or more in a game.

2017-18 Slate = Tough Test for Mavericks

Omaha's 2017-18 schedule includes 30 games, and the team will play in 16 states against schools from 11 other Division I conferences. The schedule has three opponents from the Big 12 and one each from the ACC, Pac-12, Mountain West, MVC, Big West, Sun Belt, Big Sky, OVC, SWAC and MEAC. Three opponents -- Kansas, Louisville and defending Summit League champion South Dakota State -- played in the 2017 NCAA Tournament, with the Jayhawks reaching the Elite Eight.

Up Next

Omaha visits No. 16 Louisville on Friday, Nov. 17, with tipoff set for 6 p.m. CT at the KFC Yum! Center in Louisville, Ky. The game will be broadcast live on ACC Network Extra, and Gary Sharp will have the radio call on 1620 The Zone. Links to live stats, audio and video will be available on OMavs.com.

MAVERICK CAREER AND SEASON HIGHS

#0 JT GIBSON

Points

Season: 16 (at Oklahoma, 11/10/17)
Career: Same

Rebounds

Season: 4 (at Oklahoma, 11/12/17)
Career: 6 (vs. Saint Mary's, 11/15/15)

Assists

Season: 4 (at Oklahoma, 11/12/17)
Career: Same

Steals

Season: 3 (at Oklahoma, 11/12/17)
Career: Same

Blocks

Season: ---
Career: 1
(Twice, last at South Dakota, 12/29/16)

#1 RENARD SUGGS

Points

Season: ---
Career: ---

Rebounds

Season: ---
Career: ---

Assists

Season: ---
Career: ---

Steals

Season: ---
Career: ---

Blocks

Season: ---
Career: ---

#3 LAMAR WOFFORD-HUMPHREY

Points

Season: 10 (at Montana State, 11/10/17)
Career: Same

Rebounds

Season: 9 (at Montana State, 11/10/17)
Career: Same

Assists

Season: 1 (at Montana State, 11/10/17)
Career: Same

Steals

Season: ---
Career: ---

Blocks

Season: ---
Career: ---

#4 ZACH THORNHILL

Points

Season: ---
Career: ---

Rebounds

Season: ---
Career: ---

Assists

Season: ---
Career: ---

Steals

Season: ---
Career: ---

Blocks

Season: ---
Career: ---

#5 KJ ROBINSON

Points

Season: 6 (at Montana State, 11/10/17)
Career: 13 (vs. Buena Vista, 11/22/16)

Rebounds

Season: 2 (at Montana State, 11/10/17)
Career: 3 (at Cal State Fullerton, 11/30/16)

Assists

Season: 3
(Twice, last at Oklahoma, 11/12/17)

Steals

Career: Same

(5 times, last at Montana State, 11/10/17)

Blocks

Season: 1 (at Montana State, 11/10/17)
Career: Same

(9 times, last at Montana State, 11/10/17)

Steals

Season: ---

Career: ---

#10 AYO AKINWOLE

Points

Season: 8 (at Oklahoma, 11/12/17)
Career: Same

Rebounds

Season: 2 (at Montana State, 11/10/17)
Career: Same

Assists

Season: 2 (at Oklahoma, 11/12/17)
Career: Same

Steals

Season: 1
(Twice, last at Oklahoma, 11/12/17)

Career: Same

Blocks

Season: ---
Career: ---

#11 ALEX ALLBERY

Points

Season: 2 (at Montana State, 11/10/17)
Career: 5 (vs. Buena Vista, 11/22/16)

Rebounds

Season: 2 (at Montana State, 11/10/17)
Career: Same
(3 times, last at Montana State, 11/10/17)

Assists

Season: ---
Career: 2 (vs. Saint Mary's, 11/15/15)

Steals

Season: 2 (at Oklahoma, 11/12/17)
Career: Same

Blocks

Season: ---
Career: ---

#13 DANIEL NORL

Points

Season: 29 (at Montana State, 11/10/17)
Career: Same

Rebounds

Season: 9 (at Montana State, 11/10/17)
Career: Same

Assists

Season: 2 (at Oklahoma, 11/12/17)
Career: 4 (vs. Buena Vista, 11/22/16)

Steals

Season: 2
(Twice, last at Oklahoma, 11/12/17)

Career: Same

Blocks

Season: ---
Career: 1
(Twice, last vs. South Dakota, 2/1/17)

#15 BRENDAN LIPOVSKY

Points

Season: ---
Career: ---

Rebounds

Season: ---
Career: ---

Assists

Season: ---
Career: ---

Steals

Season: ---
Career: ---

Blocks

Season: ---
Career: ---

#20 HAYDEN MILLER

Points

Season: ---
Career: ---

Rebounds

Season: ---
Career: ---

Assists

Season: ---
Career: ---

Steals

Season: ---
Career: ---

Blocks

Season: ---
Career: ---

#21 ZACH JACKSON

Points

Season: 24 (at Oklahoma, 11/12/17)
Career: Same

Rebounds

Season: 6 (at Oklahoma, 11/12/17)
Career: 8
(3 times, last at Iowa, 12/3/16)

Assists

Season: 2 (at Oklahoma, 11/12/17)
Career: 4 (vs. Saint Mary's, 11/15/15)

Steals

Season: 2 (at Oklahoma, 11/12/17)
Career: 4 (at Montana State, 12/6/15)

Blocks

Season: 1 (at Oklahoma, 11/12/17)
Career: Same
(6 times, last at Oklahoma, 11/12/17)

#32 DANIEL MEYER

Points

Season: 4
(Twice, last at Oklahoma, 11/12/17)
Career: 12 (at Northern Colorado, 11/25/15)

Rebounds

Season: 3 (at Montana State, 11/10/17)
Career: 13 (vs. Iowa Wesleyan, 12/10/14)

Assists

Season: 3 (at Oklahoma, 11/12/17)
Career: Same

(Twice, last at Oklahoma, 11/12/17)

Steals

Season: 1 (at Montana State, 11/10/17)
Career: Same

(8 times, last vs. South Dakota State, 3/7/17)

Blocks

Season: ---
Career: 3 (vs. Saint Mary's, 11/15/15)

#33 EVAN TRICKER

Points

Season: ---
Career: ---

Rebounds

Season: ---
Career: ---

Assists

Season: ---
Career: ---

Steals

Season: ---
Career: ---

Blocks

Season: ---
Career: ---

#40 MATT PILE

Points

Season: 4 (at Oklahoma, 11/12/17)
Career: Same

Rebounds

Season: 2 (at Oklahoma, 11/12/17)
Career: Same

Assists

Season: 1 (at Oklahoma, 11/12/17)
Career: Same

Steals

Season: ---
Career: ---

Blocks

Season: ---
Career: ---

#44 MITCH HAHN

Points

Season: 13 (at Oklahoma, 11/12/17)
Career: 24 (vs. Western Illinois, 1/14/17)

Rebounds

Season: 10 (at Montana State, 11/10/17)
Career: Same
(Twice, last at Montana State, 11/10/17)

Assists

Season: 2
(Twice, last at Oklahoma, 11/12/17)

Career: 3 (at Eastern Michigan, 11/26/16)

Steals

Season: 3 (at Oklahoma, 11/12/17)
Career: 4 (at Denver, 2/22/17)

Blocks

Season: 1 (at Oklahoma, 11/12/17)
Career: 5 (vs. Buena Vista, 11/22/16)

2017-18 OVERALL STATS

2017-18 Omaha Men's Basketball Omaha Combined Team Statistics (Through Nov. 12, 2017) All games

RECORD:	OVERALL	HOME	AWAY	NEUTRAL
ALL GAMES	0-2	0-0	0-1	0-1
CONFERENCE	0-0	0-0	0-0	0-0
NON-CONFERENCE	0-2	0-0	0-1	0-1

#	Player	gp-gs	min	avg	Total		3-Point		F-Throw		Rebounds				pf	dq	a	to	blk	stl	pts	avg
					fg-fga	fg%	3fg-fga	3fg%	ft-fa	ft%	off	def	tot	avg								
13	Daniel Norl	2-2	67	33.5	16-26	.615	3-10	.300	5-7	.714	6	9	15	7.5	3	0	2	3	0	4	40	20.0
21	Zach Jackson	2-2	58	29.0	12-25	.480	2-4	.500	10-11	.909	2	7	9	4.5	7	0	2	3	1	3	36	18.0
44	Mitch Hahn	2-2	71	35.5	7-24	.292	3-11	.273	8-10	.800	1	13	14	7.0	5	0	4	6	1	4	25	12.5
00	JT Gibson	2-0	41	20.5	7-13	.538	3-8	.375	4-8	.500	0	6	6	3.0	1	0	5	3	0	4	21	10.5
03	Lamar Wofford-Humph.	2-0	37	18.5	5-13	.385	0-1	.000	4-6	.667	3	7	10	5.0	6	0	1	2	0	0	14	7.0
05	KJ Robinson	2-2	56	28.0	5-23	.217	1-4	.250	0-2	.000	0	3	3	1.5	4	0	6	9	0	1	11	5.5
32	Daniel Meyer	2-2	46	23.0	4-10	.400	0-0	.000	0-0	.000	0	3	3	1.5	6	0	3	3	0	1	8	4.0
10	Ayo Akinwale	2-0	26	13.0	3-5	.600	2-3	.667	0-0	.000	0	1	1	0.5	1	0	2	1	0	2	8	4.0
40	Matt Pile	2-0	11	5.5	2-3	.667	0-0	.000	0-0	.000	2	1	3	1.5	0	0	1	1	0	0	4	2.0
11	Alex Allbery	2-0	12	6.0	1-2	.500	0-1	.000	0-0	.000	2	0	2	1.0	2	0	0	0	0	2	2	1.0
Team											5	5	10					1				
Total.....		2	425		62-144	.431	14-42	.333	31-44	.705	21	55	76	38.0	35	0	26	32	2	21	169	84.5
Opponents.....		2	425		71-143	.497	16-52	.308	39-48	.813	21	68	89	44.5	45	-	33	30	17	13	197	98.5

TEAM STATISTICS	OMAHA	OPP	Date	Opponent	Score	Att.
SCORING	169	197	11/10/17	vs Montana State	Lot	80-89 4307
Points per game	84.5	98.5	11/12/17	at Oklahoma	L	89-108 9045
Scoring margin	-14.0	-	* - Conference game			
FIELD GOALS-ATT	62-144	71-143				
Field goal pct	.431	.497				
3 POINT FG-ATT	14-42	16-52				
3-point FG pct	.333	.308				
3-pt FG made per game	7.0	8.0				
FREE THROWS-ATT	31-44	39-48				
Free throw pct	.705	.813				
F-Throws made per game	15.5	19.5				
REBOUNDS	76	89				
Rebounds per game	38.0	44.5				
Rebounding margin	-6.5	-				
ASSISTS	26	33				
Assists per game	13.0	16.5				
TURNOVERS	32	30				
Turnovers per game	16.0	15.0				
Turnover margin	-1.0	-				
Assist/turnover ratio	0.8	1.1				
STEALS	21	13				
Steals per game	10.5	6.5				
BLOCKS	2	17				
Blocks per game	1.0	8.5				
ATTENDANCE	0	13352				
Home games-Avg/Game	0-0	1-9045				
Neutral site-Avg/Game	-	1-4307				

Score by Periods	1st	2nd	OT	Totals
Omaha	63	94	12	169
Opponents	84	92	21	197

2017-18 TEAM/OPPONENT HIGHS AND LOWS

OMAHA TEAM GAME HIGHS

POINTS	89	at Oklahoma (11/12/17)
FIELD GOALS MADE	32	at Oklahoma (11/12/17)
FIELD GOAL ATTEMPTS	73	at Oklahoma (11/12/17)
FIELD GOAL PERCENTAGE	.438 (32-73)	at Oklahoma (11/12/17)
3 PT FIELD GOALS MADE	12	at Oklahoma (11/12/17)
3 PT FG ATTEMPTS	22	at Oklahoma (11/12/17)
3 PT FG PERCENTAGE	.545 (12-22)	at Oklahoma (11/12/17)
FREE THROWS MADE	18	vs Montana State (11/10/17)
FREE THROW ATTEMPTS	27	vs Montana State (11/10/17)
FREE THROW PERCENTAGE	.765 (13-17)	at Oklahoma (11/12/17)
REBOUNDS	45	vs Montana State (11/10/17)
ASSISTS	19	at Oklahoma (11/12/17)
STEALS	13	at Oklahoma (11/12/17)
BLOCKED SHOTS	2	at Oklahoma (11/12/17)
TURNOVERS	18	vs Montana State (11/10/17)
FOULS	18	vs Montana State (11/10/17)

OPPONENT TEAM GAME HIGHS

POINTS	108	at Oklahoma (11/12/17)
FIELD GOALS MADE	39	at Oklahoma (11/12/17)
FIELD GOAL ATTEMPTS	73	vs Montana State (11/10/17)
FIELD GOAL PERCENTAGE	.557 (39-70)	at Oklahoma (11/12/17)
3 PT FIELD GOALS MADE	8	at Oklahoma (11/12/17)
	8	vs Montana State (11/10/17)
3 PT FG ATTEMPTS	27	vs Montana State (11/10/17)
3 PT FG PERCENTAGE	.320 (8-25)	at Oklahoma (11/12/17)
FREE THROWS MADE	22	at Oklahoma (11/12/17)
FREE THROW ATTEMPTS	27	at Oklahoma (11/12/17)
FREE THROW PERCENTAGE	.815 (22-27)	at Oklahoma (11/12/17)
REBOUNDS	46	at Oklahoma (11/12/17)
ASSISTS	21	at Oklahoma (11/12/17)
STEALS	8	vs Montana State (11/10/17)
BLOCKED SHOTS	13	at Oklahoma (11/12/17)
TURNOVERS	17	at Oklahoma (11/12/17)
FOULS	29	vs Montana State (11/10/17)

OMAHA TEAM GAME LOWS

POINTS	80	vs Montana State (11/10/17)
FIELD GOALS MADE	30	vs Montana State (11/10/17)
FIELD GOAL ATTEMPTS	71	vs Montana State (11/10/17)
FIELD GOAL PERCENTAGE	.423 (30-71)	vs Montana State (11/10/17)
3 PT FIELD GOALS MADE	2	vs Montana State (11/10/17)
3 PT FG ATTEMPTS	20	vs Montana State (11/10/17)
3 PT FG PERCENTAGE	.100 (2-20)	vs Montana State (11/10/17)
FREE THROWS MADE	13	at Oklahoma (11/12/17)
FREE THROW ATTEMPTS	17	at Oklahoma (11/12/17)
FREE THROW PERCENTAGE	.667 (18-27)	vs Montana State (11/10/17)
REBOUNDS	31	at Oklahoma (11/12/17)
ASSISTS	7	vs Montana State (11/10/17)
STEALS	8	vs Montana State (11/10/17)
BLOCKED SHOTS	0	vs Montana State (11/10/17)
TURNOVERS	14	at Oklahoma (11/12/17)
FOULS	17	at Oklahoma (11/12/17)

OPPONENT TEAM GAME LOWS

POINTS	89	vs Montana State (11/10/17)
FIELD GOALS MADE	32	vs Montana State (11/10/17)
FIELD GOAL ATTEMPTS	70	at Oklahoma (11/12/17)
FIELD GOAL PERCENTAGE	.438 (32-73)	vs Montana State (11/10/17)
3 PT FIELD GOALS MADE	8	vs Montana State (11/10/17)
	8	at Oklahoma (11/12/17)
3 PT FG ATTEMPTS	25	at Oklahoma (11/12/17)
3 PT FG PERCENTAGE	.296 (8-27)	vs Montana State (11/10/17)
FREE THROWS MADE	17	vs Montana State (11/10/17)
FREE THROW ATTEMPTS	21	vs Montana State (11/10/17)
FREE THROW PERCENTAGE	.810 (17-21)	vs Montana State (11/10/17)
REBOUNDS	43	vs Montana State (11/10/17)
ASSISTS	12	vs Montana State (11/10/17)
STEALS	5	at Oklahoma (11/12/17)
BLOCKED SHOTS	4	vs Montana State (11/10/17)
TURNOVERS	13	vs Montana State (11/10/17)
FOULS	16	at Oklahoma (11/12/17)

2017-18 TEAM LEADERS

Games Leading UNO in Scoring

Jackson - 1, Norl - 1

Double-Figure Assist Games

Double-Doubles

Hahn - 1

Games Leading UNO in Rebounding

Hahn - 1, Jackson - 1, Norl - 1

Games Leading UNO in Assists

Gibson - 1, Robinson - 1

20-Point Scoring Games

Jackson - 1, Norl - 1

Double-Figure Scoring Games

Hahn - 2, Jackson - 2, Norl - 2, Gibson - 1,
Wofford-Humphrey - 1

Games Leading UNO in Blocks

Hahn - 1, Jackson - 1

30-Point Scoring Games

Double-Figure Rebounding Games

Hahn - 1

Games Leading UNO in Steals

Gibson - 1, Hahn - 1, Norl - 1

2017-18 POINTS, REBOUNDS AND ASSISTS

2017-18 Omaha Men's Basketball Omaha Points-Rebounds-Assists (Through Nov. 12, 2017) All games

Opponent	Date	Score		00 GIBSON,JT	03 LAMAR WOF	05 ROBINSON,K	10 AKINWOLE,A	11 ALLBERRY,AL	13 NORL,DANIE	21 JACKSON,ZA
vs Montana State	11/10/17	80-89	L	5-2-1	10-9-1	6-2-3	0-1-0	2-2-0	29-9-0	12-3-0
at Oklahoma	11/12/17	89-108	L	16-4-4	4-1-0	5-1-3	8-0-2	0-0-0	11-6-2	24-6-2

Opponent	Date	Score		32 MEYER,DANI	40 PILE,MATT	44 HAHN,MITCH
vs Montana State	11/10/17	80-89	L	4-3-0	0-1-0	12-10-2
at Oklahoma	11/12/17	89-108	L	4-0-3	4-2-1	13-4-2

2016-17 GAME-BY-GAME TEAM STATS

2017-18 Omaha Men's Basketball Omaha Team Game-by-Game (Through Nov. 12, 2017) All games

TEAM STATISTICS

Opponent	Date	Score		Total		3-Pointers		Free throws		Rebounds				pf	a	t/o	blk	stl	pts	avg
				fg-fga	pct	3fg-fga	pct	ft-fta	pct	off	def	tot	avg							
vs Montana State	11/10/17	80-89	Lot	30-71	.423	2-20	.100	18-27	.667	12	33	45	45.0	18	7	18	0	8	80	80.0
at Oklahoma	11/12/17	89-108	L	32-73	.438	12-22	.545	13-17	.765	9	22	31	38.0	17	19	14	2	13	89	84.5
Omaha		169		62-144	.431	14-42	.333	31-44	.705	21	55	76	38.0	35	26	32	2	21	169	84.5
Opponents		197		71-143	.497	16-52	.308	39-48	.813	21	68	89	44.5	45	33	30	17	13	197	98.5

Games played: 2
Points/game: 84.5
FG Pct: 43.1
3FG Pct: 33.3
FT Pct: 70.5

Rebounds/game: 38.0
Assists/game: 13.0
Turnovers/game: 16.0
Assist/turnover ratio: 0.8
Steals/game: 10.5
Blocks/game: 1.0

2017-18 GAME-BY-GAME COMPARISON

Opponent	1st	2nd	Score	Mar	Total FG	FG Pct	3-Ptr	3FG Pct	FTs	FT Pct	Reb	Mar	Ast	TO	Blk	Stl	PF
at Montana State	25/32	43/36	80-89	(9)	30-71/32-73	.423/.438	2-20/8-27	.100/.296	18-27/17-21	.667/.810	45/43	+2	7/12	18/13	0/4	8/8	18/29
at Oklahoma	38/52	51/56	89-108	(19)	32-73/39-70	.438/.557	12-22/8-25	.545/.320	13-17/22-27	.765/.815	31/46	(15)	19/21	14/17	2/13	13/5	17/16

Note: Game totals are displayed in the format TEAM/OPPONENT for each category

INDIVIDUAL SEASON/CAREER STATS

2017-18 Omaha Men's Basketball Omaha Season/Career Statistics (Through Nov. 12, 2017) All games

SEASON STATISTICS

CAREER STATISTICS

SUMMARY	gp-gs	min/g	fg%	3fg%	ft%	r/g	a/g	stl	blk	pts/g	gp-gs	min/g	fg%	3fg%	ft%	r/g	a/g	stl	blk	pts/g
Daniel Norl	2-2	33.5	.615	.300	.714	7.5	1.0	4	0	20.0	31-2	16.7	.439	.367	.786	1.8	1.0	13	2	6.5
Zach Jackson	2-2	29.0	.480	.500	.909	4.5	1.0	3	1	18.0	65-57	21.5	.438	.396	.810	3.2	0.9	50	9	7.4
Mitch Hahn	2-2	35.5	.292	.273	.800	7.0	2.0	4	1	12.5	33-3	27.2	.430	.409	.835	4.4	0.8	31	23	11.7
JT Gibson	2-0	20.5	.538	.375	.500	3.0	2.5	4	0	10.5	39-1	12.7	.389	.330	.542	1.6	0.8	17	2	4.5
Lamar Wofford-Humph.	2-0	18.5	.385	.000	.667	5.0	0.5	0	0	7.0	2-0	18.5	.385	.000	.667	5.0	0.5	0	0	7.0
KJ Robinson	2-2	28.0	.217	.250	.000	1.5	3.0	1	0	5.5	33-2	9.9	.340	.400	.786	0.5	0.8	9	0	2.7
Daniel Meyer	2-2	23.0	.400	.000	.000	1.5	1.5	1	0	4.0	87-13	9.4	.481	.000	.476	2.1	0.2	9	26	2.4
Ayo Akinwale	2-0	13.0	.600	.667	.000	0.5	1.0	2	0	4.0	2-0	13.0	.600	.667	.000	0.5	1.0	2	0	4.0
Matt Pile	2-0	5.5	.667	.000	.000	1.5	0.5	0	0	2.0	2-0	5.5	.667	.000	.000	1.5	0.5	0	0	2.0
Alex Allbery	2-0	6.0	.500	.000	.000	1.0	0.0	2	0	1.0	19-0	3.9	.333	.375	.750	0.5	0.1	2	0	0.8

SCORING	fg-fga	fg%	3fg-fga	3fg%	ft-fta	ft%	pts	pts/g	fg-fga	fg%	3fg-fga	3fg%	ft-fta	ft%	pts	pts/g
Daniel Norl	16-26	.615	3-10	.300	5-7	.714	40	20.0	68-155	.439	33-90	.367	33-42	.786	202	6.5
Zach Jackson	12-25	.480	2-4	.500	10-11	.909	36	18.0	152-347	.438	53-134	.396	124-153	.810	481	7.4
Mitch Hahn	7-24	.292	3-11	.273	8-10	.800	25	12.5	114-265	.430	63-154	.409	96-115	.835	387	11.7
JT Gibson	7-13	.538	3-8	.375	4-8	.500	21	10.5	63-162	.389	38-115	.330	13-24	.542	177	4.5
Lamar Wofford-Humph.	5-13	.385	0-1	.000	4-6	.667	14	7.0	5-13	.385	0-1	.000	4-6	.667	14	7.0
KJ Robinson	5-23	.217	1-4	.250	0-2	.000	11	5.5	32-94	.340	14-35	.400	11-14	.786	89	2.7
Daniel Meyer	4-10	.400	0-0	.000	0-0	.000	8	4.0	87-181	.481	0-2	.000	39-82	.476	213	2.4
Ayo Akinwale	3-5	.600	2-3	.667	0-0	.000	8	4.0	3-5	.600	2-3	.667	0-0	.000	8	4.0
Matt Pile	2-3	.667	0-0	.000	0-0	.000	4	2.0	2-3	.667	0-0	.000	0-0	.000	4	2.0
Alex Allbery	1-2	.500	0-1	.000	0-0	.000	2	1.0	5-15	.333	3-8	.375	3-4	.750	16	0.8

TOTALS	o-reb	d-reb	t-reb	pf	fo	ast	to	a/to	o-reb	d-reb	t-reb	pf	fo	ast	to	a/to
Daniel Norl	6	9	15	3	0	2	3	0.7	13	44	57	39	0	31	35	0.9
Zach Jackson	2	7	9	7	0	2	3	0.7	69	141	210	134	2	59	64	0.9
Mitch Hahn	1	13	14	5	0	4	6	0.7	38	108	146	59	0	27	37	0.7
JT Gibson	0	6	6	1	0	5	3	1.7	11	50	61	44	0	33	27	1.2
Lamar Wofford-Humph.	3	7	10	6	0	1	2	0.5	3	7	10	6	0	1	2	0.5
KJ Robinson	0	3	3	4	0	6	9	0.7	3	12	15	22	0	28	33	0.8
Daniel Meyer	0	3	3	6	0	3	3	1.0	80	100	180	102	0	16	37	0.4
Ayo Akinwale	0	1	1	1	0	2	1	2.0	0	1	1	1	0	2	1	2.0
Matt Pile	2	1	3	0	0	1	1	1.0	2	1	3	0	0	1	1	1.0
Alex Allbery	2	0	2	2	0	0	0	0.0	3	6	9	9	0	2	6	0.3

INDIVIDUAL YEAR-BY-YEAR STATS

Individual Career History

Lamar Wofford-Humph.

Season	gp-gs	min/avg	Total		3-Point		F-Throws		Rebounds				pf	fo	ast	to	blk	stl	Scoring	
			fg-fga	pct	fg-fga	pct	ft-fta	pct	off	def	tot	avg							pts	avg
2017-18	2-0	37/18.5	5-13	.385	0-1	.000	4-6	.667	3	7	10	5.0	6	0	1	2	0	0	14	7.0
TOTAL	2-0	37/18.5	5-13	.385	0-1	.000	4-6	.667	3	7	10	5.0	6	0	1	2	0	0	14	7.0

Ayo Akinwale

Season	gp-gs	min/avg	Total		3-Point		F-Throws		Rebounds				pf	fo	ast	to	blk	stl	Scoring	
			fg-fga	pct	fg-fga	pct	ft-fta	pct	off	def	tot	avg							pts	avg
2017-18	2-0	26/13.0	3-5	.600	2-3	.667	0-0	.000	0	1	1	0.5	1	0	2	1	0	2	8	4.0
TOTAL	2-0	26/13.0	3-5	.600	2-3	.667	0-0	.000	0	1	1	0.5	1	0	2	1	0	2	8	4.0

Alex Allbery

Season	gp-gs	min/avg	Total		3-Point		F-Throws		Rebounds				pf	fo	ast	to	blk	stl	Scoring	
			fg-fga	pct	fg-fga	pct	ft-fta	pct	off	def	tot	avg							pts	avg
2015-16	7-0	28/4.0	0-3	.000	0-2	.000	1-2	.500	0	2	2	0.3	5	0	2	4	0	0	1	0.1
2016-17	10-0	35/3.5	4-10	.400	3-5	.600	2-2	1.000	1	4	5	0.5	2	0	0	2	0	0	13	1.3
2017-18	2-0	12/6.0	1-2	.500	0-1	.000	0-0	.000	2	0	2	1.0	2	0	0	0	0	2	2	1.0
TOTAL	19-0	75/3.9	5-15	.333	3-8	.375	3-4	.750	3	6	9	0.5	9	0	2	6	0	2	16	0.8

JT Gibson

Season	gp-gs	min/avg	Total		3-Point		F-Throws		Rebounds				pf	fo	ast	to	blk	stl	Scoring	
			fg-fga	pct	fg-fga	pct	ft-fta	pct	off	def	tot	avg							pts	avg
2015-16	8-0	114/14.3	16-37	.432	8-25	.320	2-2	1.000	4	11	15	1.9	15	0	8	5	1	1	42	5.3
2016-17	29-1	340/11.7	40-112	.357	27-82	.329	7-14	.500	7	33	40	1.4	28	0	20	19	1	12	114	3.9
2017-18	2-0	41/20.5	7-13	.538	3-8	.375	4-8	.500	0	6	6	3.0	1	0	5	3	0	4	21	10.5
TOTAL	39-1	495/12.7	63-162	.389	38-115	.330	13-24	.542	11	50	61	1.6	44	0	33	27	2	17	177	4.5

Mitch Hahn

Season	gp-gs	min/avg	Total		3-Point		F-Throws		Rebounds				pf	fo	ast	to	blk	stl	Scoring	
			fg-fga	pct	fg-fga	pct	ft-fta	pct	off	def	tot	avg							pts	avg
2016-17	31-1	827/26.7	107-241	.444	60-143	.420	88-105	.838	37	95	132	4.3	54	0	23	31	22	27	362	11.7
2017-18	2-2	71/35.5	7-24	.292	3-11	.273	8-10	.800	1	13	14	7.0	5	0	4	6	1	4	25	12.5
TOTAL	33-3	898/27.2	114-265	.430	63-154	.409	96-115	.835	38	108	146	4.4	59	0	27	37	23	31	387	11.7

Zach Jackson

Season	gp-gs	min/avg	Total		3-Point		F-Throws		Rebounds				pf	fo	ast	to	blk	stl	Scoring	
			fg-fga	pct	fg-fga	pct	ft-fta	pct	off	def	tot	avg							pts	avg
2015-16	32-24	483/15.1	39-103	.379	10-39	.256	23-28	.821	22	44	66	2.1	64	1	28	21	5	23	111	3.5
2016-17	31-31	857/27.6	101-219	.461	41-91	.451	91-114	.798	45	90	135	4.4	63	1	29	40	3	24	334	10.8
2017-18	2-2	58/29.0	12-25	.480	2-4	.500	10-11	.909	2	7	9	4.5	7	0	2	3	1	3	36	18.0
TOTAL	65-57	1398/21.5	152-347	.438	53-134	.396	124-153	.810	69	141	210	3.2	134	2	59	64	9	50	481	7.4

Daniel Meyer

Season	gp-gs	min/avg	Total		3-Point		F-Throws		Rebounds				pf	fo	ast	to	blk	stl	Scoring	
			fg-fga	pct	fg-fga	pct	ft-fta	pct	off	def	tot	avg							pts	avg
2014-15	21-0	97/4.6	12-27	.444	0-0	.000	7-11	.636	9	22	31	1.5	5	0	1	2	4	1	31	1.5
2015-16	32-0	263/8.2	36-68	.529	0-1	.000	12-26	.462	23	25	48	1.5	33	0	7	16	8	3	84	2.6
2016-17	32-11	409/12.8	35-76	.461	0-1	.000	20-45	.444	48	50	98	3.1	58	0	5	16	14	4	90	2.8
2017-18	2-2	46/23.0	4-10	.400	0-0	.000	0-0	.000	0	3	3	1.5	6	0	3	3	0	1	8	4.0

INDIVIDUAL YEAR-BY-YEAR STATS

Individual Career History

Daniel Nori

Season	gp-gs	min/avg	Total		3-Point		F-Throws		Rebounds				pf	fo	ast	to	blk	stl	Scoring	
			fg-fga	pct	fg-fga	pct	ft-fita	pct	off	def	tot	avg							pts	avg
2016-17	29-0	452/15.6	52-129	.403	30-80	.375	28-35	.800	7	35	42	1.4	36	0	29	32	2	9	162	5.6
2017-18	2-2	67/33.5	16-26	.615	3-10	.300	5-7	.714	6	9	15	7.5	3	0	2	3	0	4	40	20.0
TOTAL	31-2	519/16.7	68-155	.439	33-90	.367	33-42	.786	13	44	57	1.8	39	0	31	35	2	13	202	6.5

Matt Pile

Season	gp-gs	min/avg	Total		3-Point		F-Throws		Rebounds				pf	fo	ast	to	blk	stl	Scoring	
			fg-fga	pct	fg-fga	pct	ft-fita	pct	off	def	tot	avg							pts	avg
2017-18	2-0	11/5.5	2-3	.667	0-0	.000	0-0	.000	2	1	3	1.5	0	0	1	1	0	0	4	2.0
TOTAL	2-0	11/5.5	2-3	.667	0-0	.000	0-0	.000	2	1	3	1.5	0	0	1	1	0	0	4	2.0

KJ Robinson

Season	gp-gs	min/avg	Total		3-Point		F-Throws		Rebounds				pf	fo	ast	to	blk	stl	Scoring	
			fg-fga	pct	fg-fga	pct	ft-fita	pct	off	def	tot	avg							pts	avg
2016-17	31-0	272/8.8	27-71	.380	13-31	.419	11-12	.917	3	9	12	0.4	18	0	22	24	0	8	78	2.5
2017-18	2-2	56/28.0	5-23	.217	1-4	.250	0-2	.000	0	3	3	1.5	4	0	6	9	0	1	11	5.5
TOTAL	33-2	328/9.9	32-94	.340	14-35	.400	11-14	.786	3	12	15	0.5	22	0	28	33	0	9	89	2.7

2017-18 MISCELLANEOUS STATS

OMAHA'S STARTING LINEUPS

Starters

					Record
Robinson	Norl	Jackson	Hahn	Meyer	0-2

OMAHA'S DOUBLE-DOUBLES

Player	Points	Rebounds	Assists	vs. Opponent (Date)
Mitch Hahn	12	10	---	at Montana State (Nov. 10)

SEASON/CAREER 20-POINT+ SCORING GAMES

Player	2017-18	Career
Mitch Hahn	---	2
Zach Jackson	2	3
Daniel Norl	1	1

OMAHA'S FIRST POINTS OF THE GAME

Game (Date)	First Points (Player)	Time	W/L
at Montana State (Nov. 10)	Layup (Zach Jackson)*	19:35	L
at Oklahoma (Nov. 12)	3-Pointer (Mitch Hahn)	19:04	L

*First basket for either team

OMAHA'S FIRST SUBSTITUTION OF THE GAME

Game (Date)	First Sub	Time	W/L
at Montana State (Nov. 10)	JT Gibson/Lamar W.-Humphrey	14:51	L
at Oklahoma (Nov. 12)	JT Gibson/Lamar W.-Humphrey	15:35	L

OMAHA'S SECOND-CHANCE POINTS

Game (Date)	UNO	Opp	Diff	W/L
at Montana State (Nov. 10)	15	17	-2	L
at Oklahoma (Nov. 12)	6	16	-10	L

OMAHA'S POINTS OFF TURNOVERS

Game (Date)	UNO	Opp	Diff	W/L
at Montana State (Nov. 10)	16	22	-6	L
at Oklahoma (Nov. 12)	21	21	---	L

OMAHA'S BENCH SCORING

Game (Date)	UNO	Opp	Diff	W/L
at Montana State (Nov. 10)	17	19	-2	L
at Oklahoma (Nov. 12)	32	51	-19	L

OMAHA'S POINTS IN THE PAINT

Game (Date)	UNO	Opp	Diff	W/L
at Montana State (Nov. 10)	38	38	---	L
at Oklahoma (Nov. 12)	32	50	-18	L

OMAHA'S LEADS AND DEFICITS

Game (Date)	Largest Lead	Largest Deficit	Time UNO Led	Time Opponent Led	Time Tied
at Montana State (Nov. 10)	2 (1st, 19:35)	13 (OT, 00:37)	3:10	35:17	6:33
at Oklahoma (Nov. 12)	3 (1st, 18:14)	23 (2nd, 4:32)	3:32	35:37	00:51

2017-18 BOX SCORES

GAME 1: MONTANA STATE 89, OMAHA 80 (OT)

Official Basketball Box Score -- Game Totals -- Final Statistics
Omaha vs Montana State
11/10/17 6:05 pm at Pacific Steel Arena/Great Falls, MT

Omaha 80 • 0-1

#	Player	Total			3-Ptr			Rebounds			PF	TP	A	TO	Blk	Stl	Min
		FG-FGA	FG-FGA	FT-FTA	Off	Def	Tot										
21	Zach Jackson	f	4-10	1-2	3-3	0	3	3	3	12	0	3	0	1	1	33	
44	Mitchell Hahn	f	2-12	0-5	8-10	1	9	10	3	12	2	4	0	1	1	40	
32	Daniel Meyer	c	2-2	0-0	0-0	0	3	3	4	4	0	3	0	1	1	29	
05	KJ Robinson	g	3-10	0-2	0-2	0	2	2	3	6	3	5	0	1	1	31	
13	Daniel Norl	g	13-18	1-6	2-3	4	5	9	1	29	0	1	0	2	1	35	
00	JT Gibson		2-6	0-3	1-3	0	2	2	0	5	1	0	0	1	1	16	
03	Lamar Wofford-Humph.		3-10	0-1	4-6	3	6	9	3	10	1	1	0	0	1	21	
10	Ayo Akinwale		0-2	0-1	0-0	0	1	1	1	0	0	1	0	1	1	11	
11	Alex Allbery		1-1	0-0	0-0	2	0	2	0	2	0	0	0	0	0	6	
40	Matt Pile		0-0	0-0	0-0	1	0	1	0	0	0	0	0	0	0	3	
Team						1	2	3									
Totals			30-71	2-20	18-27	12	33	45	18	80	7	18	0	8	22	5	
FG % 1st Half: 10-33 30.3% 2nd half: 17-31 54.8% OT: 3-7 42.9% Game: 30-71 42.3% Deadball Rebounds 4																	
3FG % 1st Half: 0-10 0.0% 2nd half: 2-6 33.3% OT: 0-4 0.0% Game: 2-20 10.0%																	
FT % 1st Half: 5-6 83.3% 2nd half: 7-11 63.6% OT: 6-10 60.0% Game: 18-27 66.7%																	

Montana State 89 • 1-0

#	Player	Total			3-Ptr			Reb			PF	TP	A	TO	Blk	Stl	Min
		FG	FGA	FT	FG	FGA	FT	Off	Def	Total							
00	GREEN, Zach	f	0-2	0-1	1-4	2	2	4	3	1	2	2	0	1	1	23	
02	BLEVINS, Keljin	f	8-15	0-2	1-2	1	7	8	4	17	1	2	1	1	1	32	
04	NEUMANN, Sam	c	0-3	0-2	4-4	2	3	5	4	4	2	1	0	2	1	30	
03	HALL, Tyler	g	8-20	3-10	0-0	0	3	3	2	19	3	1	0	1	1	42	
05	FREY, Harald	g	7-14	4-8	11-11	2	7	9	1	29	2	2	1	2	1	30	
01	MVUEZOLO JR., Joe		4-8	1-2	0-0	0	3	3	1	9	1	1	1	0	9		
10	KLINES, Devonte		3-6	0-1	0-0	1	1	2	5	6	0	1	1	0	28		
13	BONTON, Isaac		1-1	0-0	0-0	0	1	1	4	2	0	1	0	1	7		
21	OSAYANDE, Benson		0-1	0-0	0-0	0	1	1	1	0	0	1	0	0	4		
22	FREY, Konner		1-3	0-1	0-0	2	3	5	4	2	1	1	0	0	20		
Team						0	2	2									
Totals			32-73	8-27	17-21	10	33	43	29	89	12	13	4	8	22	5	
FG % 1st Half: 11-31 35.5% 2nd half: 15-33 45.5% OT: 6-9 66.7% Game: 32-73 43.8% Deadball Rebounds 3																	
3FG % 1st Half: 4-13 30.8% 2nd half: 2-10 20.0% OT: 2-4 50.0% Game: 8-27 29.6%																	
FT % 1st Half: 6-6 100.0 2nd half: 4-6 66.7% OT: 7-9 77.8% Game: 17-21 81.0%																	

Officials: Dan Church, Johnny Harrington, Charles Rydzak
Technical fouls: Omaha-None, Montana State-None.
Attendance: 4307
Flagrant 1 Isaac Bonton-8:46 2nd half
Flagrant 1 Mitch Hahn-3:40 1st OT

Score by periods	1st	2nd	OT	Total
Omaha	25	43	12	80
Montana State	32	36	21	89

Last FG - OMAHA OT-00:10, MSU OT-00:45.
Largest lead - OMAHA by 2 1st-19:35, MSU by 13 OT-00:37.
OMAHA led for 03:10. MSU led for 35:17. Game was tied for 06:33.

Points	In	Off	2nd	Fast
OMAHA	38	16	15	2
MSU	38	22	17	4

Score tied - 9 times.
Lead changed - 9 times.

GAME 2: OKLAHOMA 108, OMAHA 89

Official Basketball Box Score -- Game Totals -- Final Statistics
Omaha vs Oklahoma
11/12/17 2 p.m. CT at Norman, Okla. (Lloyd Noble Center)

Omaha 89 • 0-2

#	Player		Total			3-Ptr			Rebounds			PF	TP	A	TO	Blk	Stl	Min
			FG-FGA	FG-FGA	FT-FTA	FG-FGA	FG-FGA	FT-FTA	Off	Def	Tot							
32	Daniel Meyer	f	2-8	0-0	0-0	0	0	0	2	4	3	0	0	0	1	17		
44	Mitch Hahn	f	5-12	3-6	0-0	0	4	4	2	13	2	2	1	3	1	31		
05	KJ Robinson	g	2-13	1-2	0-0	0	1	1	1	5	3	4	0	0	1	25		
13	Daniel Norl	g	3-8	2-4	3-4	2	4	6	2	11	2	2	0	2	1	32		
21	Zach Jackson	g	8-15	1-2	7-8	2	4	6	4	24	2	0	1	2	1	25		
00	JT Gibson		5-7	3-5	3-5	0	4	4	1	16	4	3	0	3	1	25		
03	Lamar Wofford-Humph.		2-3	0-0	0-0	0	1	1	3	4	0	1	0	0	16			
10	Ayo Akinwale		3-3	2-2	0-0	0	0	0	0	8	2	0	0	1	15			
11	Alex Allbery		0-1	0-1	0-0	0	0	0	2	0	0	0	0	2	6			
40	Matt Pile		2-3	0-0	0-0	1	1	2	0	4	1	1	0	0	8			
Team						4	3	7										
Totals				32-73	12-22	13-17	9	22	31	17	89	19	14	2	13	20	0	
FG % 1st Half: 13-33 39.4% 2nd half: 19-40 47.5% Game: 32-73 43.8% Deadball Rebounds 1																		
3FG % 1st Half: 6-11 54.5% 2nd half: 6-11 54.5% Game: 12-22 54.5%																		
FT % 1st Half: 6-9 66.7% 2nd half: 7-8 87.5% Game: 13-17 76.5%																		

Oklahoma 108 • 1-0

#	Player		Total			3-Ptr			Rebounds			PF	TP	A	TO	Blk	Stl	Min
			FG-FGA	FG-FGA	FT-FTA	FG-FGA	FG-FGA	FT-FTA	Off	Def	Tot							
03	Lattin,Khadeem	f	3-7	0-0	2-2	3	4	7	4	8	0	1	2	0	1	11		
35	Manek,Brady	f	5-7	1-3	0-0	1	5	6	0	11	1	2	1	0	23			
00	James,Christian	g	5-10	1-6	3-4	1	1	2	3	14	1	1	0	2	27			
01	Odomes,Rashard	g	2-3	0-1	5-7	1	1	2	1	9	1	2	0	0	19			
11	Young,Trae	g	4-13	1-6	6-8	1	5	6	1	15	10	3	2	2	26			
04	Mcneace,Jamuni		6-7	0-0	2-2	0	5	5	1	14	1	3	6	0	24			
05	Freeman,Matt		5-6	3-3	0-0	0	2	2	1	13	0	0	1	0	17			
13	Shepherd,Jordan		3-5	0-1	4-4	0	3	3	1	10	6	1	1	1	20			
14	Lazenby,Ty		1-5	1-3	0-0	1	2	3	2	3	1	0	0	0	10			
20	McGusty,Kameron		4-6	1-2	0-0	0	3	3	0	9	0	3	0	0	18			
44	Polla,Hannes		1-1	0-0	0-0	0	0	0	2	2	0	1	0	0	5			
Team						3	4	7										
Totals				39-70	8-25	22-27	11	35	46	16	108	21	17	13	5	200		
FG % 1st Half: 20-37			54.1%	2nd half: 19-33	57.6%	Game: 39-70			55.7%	Deadball Rebounds								
3FG % 1st Half: 3-15			20.0%	2nd half: 5-10	50.0%	Game: 8-25			32.0%									
FT % 1st Half: 9-10			90.0%	2nd half: 13-17	76.5%	Game: 22-27			81.5%									

Officials: Joe DeRosa, Antinio Petty, Craig Murley
Technical fouls: Omaha-None, Oklahoma-None.
Attendance: 9045
Est. Attendance: 5573


Score by periods	1st	2nd	Total
Omaha	38	51	89
Oklahoma	52	56	108

Points	In	Off	2nd	Fast
OMAHA	32	21	6	12
OU	50	21	16	14


Last FG - OMAHA 2nd-00:47, OU 2nd-00:35.
Largest lead - OMAHA by 3 1st-18:14, OU by 23 2nd-04:32.
OMAHA led for 03:32. OU led for 35:37. Game was tied for 00:51.

Score tied - 1 time.
Lead changed - 2 times.


2017-18 PHOTO ROSTER




JT GIBSON
G • So. • 6-3 • 195
Brooklyn Park, Minn.




RENARD SUGGS
G • Sr. • 6-2 • 210
St. Paul, Minn.



LAMAR WOFFORD-HUMPHREY
F • Sr. • 6-9 • 225
Chicago, Ill.



ZACH THORNHILL
G • Fr. • 6-4 • 185
Lenexa, Kan.



KJ ROBINSON
G • So. • 6-0 • 190
Blue Springs, Mo.



AYO AKINWOLE
G • Fr. • 6-0 • 165
Papillion, Neb.



ALEX ALLBERY
G • Sr. • 6-1 • 205
Omaha, Neb.




DANIEL NORL
G • Sr. • 6-3 • 200
Clarksville, Tenn.



BRENDAN LIPOVSKY
G • Jr. • 6-4 • 185
Fairfield, Neb.



HAYDEN MILLER
G • Fr. • 6-1 • 180
Nebraska City, Neb.



ZACH JACKSON
G • Jr. • 6-5 • 185
Wichita, Kan.



DANIEL MEYER
F • Sr. • 6-9 • 250
Billings, Mont.



EVAN TRICKER
F • Fr. • 6-11 • 180
Naples, Fla.



MATT PILE
F • Fr. • 6-8 • 240
Goddard, Kan.



MITCH HAHN
F • Jr. • 6-8 • 210
Fremont, Neb.



WANJANG TUT
F • Fr. • 6-8 • 205
Omaha, Neb.



DERRIN HANSEN
Head Coach
13th Year



PAT EBERHART
Assistant Coach
7th Year



TYLER ERWIN
Assistant Coach
9th Year



TYLER BULLOCK
Assistant Coach
2nd Year



BRETT PUTZ
Director of Operations
2nd Year