

THE UNIVERSITY OF NEW MEXICO LOBO FOOTBALL

ATHLETIC COMMUNICATIONS

Frank Mercogliano, Asst. A.D. for Communications
 Email: fmercog@unm.edu
 Cell Phone: 505-410-4844
 Twitter: @fmmmercogliano
 www.GoLobos.com

1939 Sun Bowl * 1944 Sun Bowl * 1946 Sun Bowl * 1947 Harbor Bowl * 1961 Aviation Bowl * 1997 Insight.com Bowl * 2002 Las Vegas Bowl *
 2003 Las Vegas Bowl * 2004 Emerald Bowl * 2006 New Mexico Bowl * 2007 New Mexico Bowl * 2015 Gildan New Mexico Bowl * 2016 Gildan New Mexico Bowl

2017 SCHEDULE

Date	Opponent	Time/Result	TV
9/2	Abilene Christian	W 38-14	None
9/9	!New Mexico State	L 28-30	Stadium/FB Live
9/14	*at (RV/RV) Boise State (Thurs.)	L 14-28	ESPN
9/23	at Tulsa	W 16-13	ESPN3
9/30	*Air Force	W 56-38	CBSSN
10/14	*at Fresno State	L 0-38	AT&T Sports
10/20	*(-/RV) Colorado St. (Fri.)	L 24-27	ESPN2
10/28	*at Wyoming	L 3-42	ESPNU
11/4	*Utah State	3:38 p.m.	AT&T Sports
11/11	at Texas A&M	TBA	TBA
11/17	*UNLV (Fri.)	7:30 p.m.	ESPN2
11/24	*at (RV/RV) San Diego St. (Fri.)	1:30 p.m.	CBSSN

*Mountain West game BOLD denotes home game
 Game Times are MOUNTAIN
 Idenotes Rio Grande Rivalry Game

BROADCAST INFORMATION

TV: AT&T SportsNet

Play-by-Play Drew Goodman
 Analyst Sed Bonner
 Sidelines Brad Thompson

RADIO: Lobo Radio Network

(770 KKOB-AM flagship in Albuquerque)

Play-by-Play Robert Portnoy
 Analyst DonTrell Moore
 Sidelines Ned James

NEW MEXICO COACHING STAFF

SIDELINES

Bob Davie Head Coach
 Scott Baumgartner RBs
 Saga Tuitele Run Game Coordinator/OL
 Apollo Wright Special Teams/QBs
 Kevin Cosgrove Def. Coord./LBs
 Stan Eggen DL
 Jordan Peterson Safeties

BOOTH

Bob DeBesse Off. Coord./WRs
 Clay Davie TEs
 Jacob Bronowski Grad. Asst. (Offense)
 Ben Sherman Grad. Asst. (Offense)
 Al Simmons CBs
 Greg Svarczkopf Grad. Asst. (Defense)
 Michael Smith Grad. Asst. (Defense)



New Mexico

Lobos

Record: 3-5 MW: 1-4

Head Coach: Bob Davie

UNM Record: 30-41 (6th Year)

Career Record: 65-66 (11th Year)



Utah State

Aggies

Record: 4-5 MW: 2-3

Head Coach: Matt Wells

USU Record: 32-30 (5th Year)

Career Record: 32-30 (5th Year)

Game 9

Date Saturday, November 4
 Time 3:38 p.m. MT
 Location Albuquerque, N.M.
 Venue Branch Field at Dreamstyle Stadium
 Capacity 39,224
 Television AT&T SportsNet
 Series Record UNM Leads 13-10
 In ABQ UNM leads 9-4
 In Logan USU leads 6-4
 Current Streak New Mexico, 2
 Last Meeting 11/12/16, UNM 24-21
 Last Meeting in Albuquerque 11/7/15, UNM 14-13

#GoLobos at a Glance (#GoLobos)

The Season:

The University of New Mexico Lobos are 3-5 on the season and 1-4 in the Mountain West. The Lobos went on the road and lost to Wyoming 42-3, ending a three-game winning streak over the Cowboys. For Utah State, the Aggies are 4-5 on the season and 2-3 in the Mountain West, and they are coming off a 41-14 loss to Boise State in Boise. Utah State is scoring over 30 points a game (30.6) but allowing over 30 as well (30.7)

The Coaches:

The University of New Mexico Lobos are coached by Bob Davie, who is 30-41 in his sixth season with the Lobos, and he is 65-66 overall in his 11th season. He spent his first five seasons as a head coach manning the Notre Dame Fighting Irish. After leading the Lobos to back-to-back bowl games, Davie has now been the head coach for five bowl teams, three at Notre Dame and two at New Mexico. He is looking to become just the second coach in UNM history to lead the Lobos to three straight bowl games. Matt Wells, twice a former Lobo assistant, is the head coach of the Aggies, and he is in his fifth season with the program. He is 32-30 overall, and looking for his third bowl game after playing in the Poinsettia Bowl and the Gildan New Mexico Bowl in each of his first two seasons.

What's Inside

Must Haves for the Media Section

Schedule/Staff/At a Glance	1
Media Schedule/Policies	2
Roster	3-4
Two-Deep	5
Where They Come From	6
Making National Headlines	7

Section That Will Make Any Stats & Numbers Person Happy

Red Zone Report/Starting Lineups	27
Results and Team Statistics	28
Offensive Statistics	29-31
Defensive Statistics	32
Season and Career Statistics	33-36

The Game-by-Game Section

UNM Game-by-Game Statistics	37
Opponent Game-by-Game Statistics	38
Game-by-Game Passing/Rushing/Receiving	39
Game-by-Game UNM Tackles	40
The Last Time it Happened	41
Game Recaps	42-48

Section That Will Make Any Broadcast Better

Notes	8-15
Uniform Tracker	16
Game-by-Game and Career Individual Stats	17-24
2016 Opponent Schedules	25
About Head Coach Bob Davie	26

Media Policies and Procedures

GENERAL INFORMATION

Name of School University of New Mexico
 City/Zip Albuquerque, N.M. 87106
 Founded 1889 by Territorial Legislature
 Enrollment 25,015
 Nickname Lobos
 School Colors Cherry and Silver
 Stadium Branch Field at University Stadium
 Capacity 39,224
 Conference Mountain West
 Affiliation NCAA I
 Interim President Dr. Chaouki T. Abdullah
 Athletic Director Eddie Nuñez
 Athletic Dept. Phone 505-925-5501
 Ticket Office Phone 505-925-LOBO

COACHING STAFF

Head Coach Bob Davie
 Alma Mater, Year Youngstown State, 1977
 Record at School (years) 30-41, 6th season
 Career Record (years) 65-66, 11th season
 Football Office Phone 505-925-5700
 Best Time of Day to Reach Coach Contact SID
 Assistant Coaches
 Bob DeBesse Off. Coord./WRs
 Saga Tuitele Run Game Coord./OL
 Scott Baumgartner RBs
 Clay Davie TEs
 Apollo Wright Special Teams/QBs
 Jacob Bronowski Grad. Asst. (Offense)
 Ben Sherman Grad. Asst. (Offense)
 Kevin Cosgrove Def. Coord./LBs
 Jordan Peterson Safeties
 Stan Eggen DL
 Al Simmons CBs
 Michael Smith Grad. Asst. (Defense)
 Greg Svarczkopf Grad. Asst. (Defense)
 Asst. A.D. for Football Ops Brian DeSpain
 Assistant Ops Adam Szilagyi
 Video Coordinator Chris Crooks
 Dir. of Recruiting Vince Natali
 Athletic Performance Aurmon Satchell
 Asst. Athletic Performance Andy Grubb
 G.A. Athletic Performance John McWilliams

TEAM INFORMATION

2016 Overall Record 9-4
 2016 Mountain West Record/Finish... 6-2/T-1st Mt.

HISTORY

First Year of Football 1892
 Overall All-Time Record 483-586-31
 Number of Bowls/last 13/2016
 Bowl Record 4-8-1
 NFL Draft Picks 64

COMMUNICATIONS

Press Box Phone 505-925-5805
 SID Mailing Address New Mexico Athletics
 Colleen J. Maloof Administration Building
 1 University of New Mexico
 MSC04 2680
 Albuquerque, NM 87131-0001
 Overnight Address New Mexico Athletics
 Colleen J. Maloof Administration Building
 1414 University Boulevard SE
 Albuquerque, NM 87106

SOCIAL MEDIA

Website www.golobos.com



@NewMexicoFB



/UNMLoboFootball

MONDAY	TUESDAY	WEDNESDAY	THURSDAY	FRIDAY	SATURDAY	SUNDAY
Practice OFF	Practice 9:15 - 11:00 a.m.	Practice 9:45 - 11:30 a.m.	Practice 9:45 - 11:20 a.m.	Practice Travel Day	Game Utah State 3:30	Practice TBA
Media OFF	Media Open first 30 minutes Interviews after practice (Coaches/Players) Press Conference at 12:30 p.m.	Media Open first 30 minutes Interviews after practice (Coaches/Players)	Media Open first 30 minutes Interviews after practice (Coaches only)	Media No Media	Media Coach Davie and two players after game	Media TBA

Game Week Media Schedule

Media At Practice

Practice is only open for media for the first 30 minutes, and it is closed to the public. Contact Frank Mercogliano for more information about the class schedules for players needed for interviews (some players are not available due to class after practice, but we will make all efforts to get everyone the interviews they need.

Bob Davie Interview Opportunities

Coach Davie has several media availability times during the week. During game week, he is available after practices on Monday, Wednesday and Thursday. He also meets with the local media on Tuesday at noon as part of UNM's weekly fall sports media luncheon (other fall sport coaches meet with the media at 11:30 a.m. prior to Davie speaking).

Schedules for the four short weeks (one Thursday game and two Friday games) will be announced at a later date.

New Mexico Media Luncheon

The New Mexico Media Luncheons are Tuesdays from 11:30 a.m. to 12:30 p.m. Coach Davie is available at approximately noon. Audio and video clips from Davie are available at www.golobos.com. The press conferences are also streamed on GoLobos.com by LoboTV. Please note that the Mountain West no longer will conduct a football coaches teleconference. The luncheon is on the Zia II level of the West press box.

New Mexico Player Interview Opportunities

All player interviews must be arranged through the UNM athletics communications office. The main time for interviews is after practice. Wednesday is the last day for player interviews. For lengthier interviews, please call the communications office to arrange, which we are happy to do, working around class schedules. These will normally take place in the communications suite in the Maloof Center.

Postgame: The UNM locker room is closed. Requested players will be brought to an area to be determined after home games and outside the locker room for road games.

For road games, all interviews will be posted to UNM's Media Dropbox account, along with selected highlights. These are provided for your useage, but please credit LoboTV.

Wireless in the Press Box

The press box at University Stadium is fully equipped for wireless connections. Access is free, but those wanting access need their own internal or external wireless cards. Phone lines are available.

www.collegepressbox.com

CollegePressBox.com gives the media one-stop access to updated contact information, media guides, game books, photos, quotes, links and more for each of the league's schools and the Mountain West office. Log-in information will be provided by the MW office to accredited media, or you can apply for a password by sending an e-mail to password@collegepressbox.com.

Ticket Information

- online at unmtickets.com
- by calling 925-5858 or toll-free at 800-955-HOWL
- Albertson's stores in Albuquerque, Rio Rancho, Los Lunas and Santa Fe
- Lobo Ticket Office inside the Pit at the NW corner of University & Cesar Chavez boulevards from 8:30-5 Monday-Friday
- UNM Bookstore (Bookstore Ticket Office is closed on Mondays) For more information call the New Mexico Athletics Ticket Office at (505) 925-5626 or 1-800-955-HOWL (4695). Call (505) 925-5500 for group tickets and ask to speak to a customer service representative.

On Game Day, the northeast box office at University Stadium opens four hours prior to kickoff, and the Lobo Ticket Office at the Pit opens three hours before game time. The northwest University Stadium box office opens 90 minutes before kickoff.

Lobo Talk & The Lobo Coaches Show

Host Robert Portnoy and coach Bob Davie discuss UNM football at Lobo Talk primarily on Wednesdays. The show airs from 7-9 p.m. at Kelly's Brew Pub in Nob Hill. Fans can call 866-350-4309 to ask coach Davie a question. The Lobo Coaches Show will be on AT&T Sports.

Game Credentials

Regular UNM media will receive game credentials prior to the start of the season. For media members with season credentials, that pass also serves as a parking pass for the Baseball East or Baseball South lot across from the stadium.

Visiting team media should request single-game credentials through their team's media relations office. Parking passes for the Baseball East and media lots will be needed.

Media members not associated directly with a team can email requests to fmercog@unm.edu. Please have these Wednesday of game week (Tuesday for Friday night home games).

For media members picking up credentials at will call without parking passes, it is located in the Northeast corner of the stadium by Gate 7 or 8. For media members picking up with parking passes, credentials will be located at the University Drive entrance to the Baseball & Pit East lots with the parking attendant. This should allow you to get your credential without having to wait in line or deal with parking on the north side of the stadium.

2017 Numerical Roster

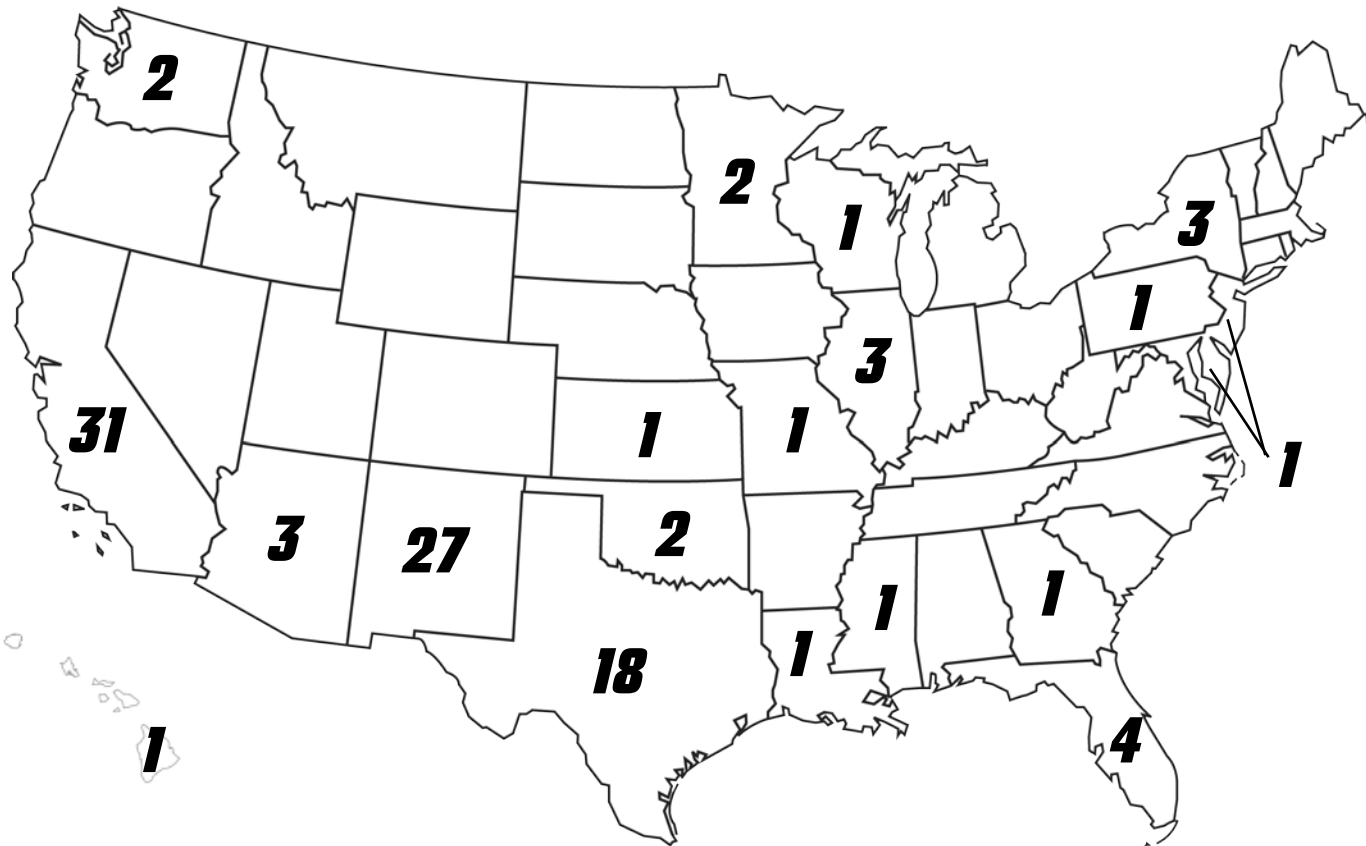
No.	Name	Pos.	Ht.	Wt.	Cl-Exp.	Hometown (Last School)	Pronunciation
2	Delane Hart-Johnson	WR	6-4	213	Jr-1L-RS	Philadelphia, Pa. (L.A. Valley College/Martin Luther King HS)	
2	Kimmie Carson	LB	6-1	221	Sr-3L-RS	Tulsa, Okla. (East Central HS)	
3	Richard McQuarley	RB	5-11	221	Sr-2L	Meridian, Miss. (Itawamba CC/Meridian HS)	
3	D'Angelo Ross	CB	5-8	175	Jr-JC	La Puente, Calif. (Fullerton JC/South Hills HS)	
4	Romell Jordan	RB	5-9	173	Sr-2L-RS	Rio Rancho, N.M. (Cleveland HS)	rah MEL
4	Bijon Parker	S	6-0	195	Jr-2L-RS	Los Angeles, Calif. (Fairfax HS)	bee ZHAHN
5	Patrick Reed	WR	6-2	188	Jr-2L-RS	Silsbee, Texas (Silsbee HS)	
5	Michael Sewell, Jr.	S	6-1	193	Jr-JC	Palmdale, Calif. (L.A. Valley College/Highland HS)	
6	Jonah Leyva	QB	6-2	170	Fr-HS	Carlsbad, N.M. (Carlsbad HS)	
6	Austin Ocasio	LB	6-1	228	Sr-1L	Babylon, N.Y. (College of the Siskiyous/Saint Cloud HS)	oh cah SEE yo
7	Anselem Umeh	WR	5-11	181	Fr-RS	Bellflower, Calif. (St. John Bosco HS)	
7	Blair Manly	CB	6-1	196	So-1L-RS	Albuquerque, N.M. (Cibola HS)	
8	Q' Drennan	WR	6-1	199	So-1L-RS	El Paso, Texas (Americas HS)	QUE
8	Willie Hobdy	S	6-2	182	So-JC	Garland, Texas (Coffeyville CC/North Garland HS)	
9	Bryson Carroll	QB	5-6	183	Fr-HS	San Antonio, Texas (Roosevelt HS)	
9	Stanley Barnwell, Jr.	S	6-2	198	Jr-1L	Opa-Locka, Fla. (Coffeyville CC/Monsignor Pace)	
10	Zahneer Shuler	RB	6-1	235	Jr-JC	Woodbridge, N.J. (Lackawanna College/Woodbridge HS)	za NEAR
11	Coltin Gerhart	QB	6-0	205	Jr-TR	Murrieta, Calif. (Arizona State/Vista HS)	
11	Kevin Maresca	DB	6-1	160	Fr-HS	Los Alamos, N.M. (Los Alamos HS)	
12	Derek Martinez	QB	6-0	172	Jr-1SQ-RS	Albuquerque, N.M. (Cibola HS)	
12	Steven Steele	S	5-11	194	Sr-1L-RS	Rio Rancho, N.M. (Eastern New Mexico/Cleveland HS)	
13	Lamar Jordan	QB	6-0	192	Sr-3L-RS	Frisco, Texas (Centennial HS)	
13	Jalin Burrell	CB	6-0	195	Jr-JC	Riverside, Calif. (Moorpark JC/Patriot HS)	
14	Rafael Hidalgo	WR	5-10	170	Jr-TR-RS	Brooklyn, N.Y. (Hudson Valley JC/Lane HS)	
14	Gabe Ortega	S	6-1	195	Fr-RS	Rio Rancho, N.M. (Cleveland HS)	
15	Emmanuel Harris	WR	5-9	197	Sr-1L	Dallas, Texas (Trinity Valley JC/Skyline HS)	
15	Kameron Miller	S	6-2	197	Fr-RS	Las Cruces, N.M. (Las Cruces HS)	
16	Tevaka Tuioti	QB	6-0	190	Fr-RS	La Mirada, Calif. (La Mirada HS)	teh VAH KAH TOO ee OH tea
16	Jacob Girdle	S	5-11	187	Sr-1L-RS	Rancho Cucamonga, Calif. (Santa Barbara CC/Los Osos HS)	GRR gill
17	Jacob Hennie	QB	5-10	185	Fr-HS	Corona, Calif. (Air Force Prep/Santiago HS)	
17	Nico Bolden	S	6-3	199	Fr-HS	Woodbury, Minn. (Woodbury HS)	
18	Chris Davis, Jr.	WR	5-7	175	Sr-3L	Westlake Village, Calif. (Oaks Christian HS)	
19	Bobby Cole	RB	5-9	193	Fr-HS	Chatsworth, Calif. (Sierra Canyon HS)	
19	Elijah Lilly	CB	5-10	152	So-1L	San Bernardino, Calif. (Cajon HS)	
20	Daryl Chestnut	RB	5-8	192	Sr-2L	Coconut Grove, Fla. (Coffeyville JC/Christopher Columbus HS)	
20	Rayshawn Boyce	LB	6-5	248	Jr-JC	Compton, Calif. (L.A. Valley College/Salesian HS)	
21	Daevon Vigilant	RB	5-7	182	Fr-RS	Downey, Calif. (Downey HS)	DAY von
21	Corey Hightower	CB	5-11	175	Fr-RS	Huntsville, Texas (Huntsville HS)	
23	Jay Griffin IV	WR	5-10	162	Fr-RS	Huntsville, Texas (Huntsville HS)	
23	Marcus Hayes	S	6-0	192	Fr-HS	Rockford, Ill. (Rockford East HS)	
24	Kentrail Moran	RB	5-9	196	Fr-RS	O'Fallon, Ill. (O'Fallon HS)	ken TRAIL
24	Xavier Vigil	DB	6-1	225	Fr-HS	Santa Fe, N.M. (St. Michael's HS)	
25	Tyrone Owens	RB	5-9	187	Jr-2L-RS	Manor, Texas (Manor HS)	
26	Jacob Smith	RB	5-11	188	Fr-RS	Albuquerque, N.M. (Cibola HS)	
26	Sitiveni Tamaivena	LB	6-1	230	Jr-JC	Renton, Wash. (Mt. San Antonio College/Palo Alto HS)	sih TEE veh KNEE ta ME ah VEHN ah
27	Cade Hackey	WR	6-3	195	Fr-HS	Hatch, N.M. (Hatch Valley HS)	
28	Cameron Thomas	WR	6-1	199	Fr-RS	Katy, Texas (Seven Lakes HS)	
28	Jake Rothschiller	S	5-8	181	Sr-2L-RS	Westlake Village, Calif. (Moorpark College/Westlake HS)	ROTH shill er
29	Joshua Woisin	RB	5-10	205	Fr-HS	Albuquerque, N.M. (La Cueva HS)	Rhymes with Poison
29	Jordan Flack	LB	6-3	220	Jr-JC	Newbury Park, Calif. (Moorpark JC/Newbury Park HS)	
30	Corey Bojorquez	P	6-0	200	Sr-1L	Bellflower, Calif. (Cerritos College/Mayfair HS)	bo HOR kez
31	Thomas Vieira	WR	5-11	181	So-1SQ-RS	Albuquerque, N.M. (La Cueva HS)	
32	Micah Gray	RB	5-11	185	Fr-HS	Clovis, N.M. (Clovis HS)	
32	Kyle Rothschiller	S	5-8	183	Sr-1L	Westlake Village, Calif. (Moorpark Coll./Nevada/Westlake HS)	ROTH shill er
33	Javohn Jones	RB	5-10	191	So-1L-RS	Albuquerque, N.M. (La Cueva HS)	jah VON
33	Alex Hart	LB	6-3	230	Jr-2L	Prior Lake, Minn. (Prior Lake HS)	
34	Jared EnRico	LS	6-1	199	Fr-RS	La Mirada, Calif. (La Mirada HS)	on REE coh
35	Kenneth Maxwell	S	6-0	193	Sr-2L-RS	Center Hill, Fla. (Prairie View A&M/South Sumpter HS)	
36	Dorsett Valdez	CB	5-10	175	Sr-1SQ-RS	Albuquerque, N.M. (Central New Mexico/Volcano Vista HS)	
37	DaQuan Baker	LB	6-2	225	Jr-RS-TR	Compton, Calif. (University of North Dakota/Centennial HS)	dah KWAN
38	Matt French	LB	6-0	223	Fr-RS	Crestview, Fla. (Crestview HS)	
39	Johnny Hernandez	S	5-10	190	Jr-JC	Temecula, Calif. (Saddleback JC/Great Oak HS)	
41	James Portilla	LB	6-1	215	Jr-1SQ-RS	El Dorado Hills, Calif. (Oak Ridge HS)	
45	Evahelotu Tohi	LB	6-2	236	Jr-RS	Phoenix, Ariz. (Glendale CC/North Canyon HS)	EH vah TOE ee
46	Brandon Shook	LB	6-2	230	So-JC	Simi Valley, Calif. (Westlake HS/College of the Canyons)	
46	Dylan Kelly-Romero	K	6-0	190	So-HS	Los Lunas, N.M. (Los Lunas HS)	

2017 Numerical Roster

No.	Name	Pos.	Ht.	Wt.	Cl-Exp.	Hometown (Last School)	Pronunciation
50	Teton Saltes	DL	6-5	270	Fr-RS	Albuquerque, N.M. (Valley HS)	TEE tahn
51	Jacob Barnhill	OL	6-3	267	Fr-HS	Albuquerque, N.M. (Sandia HS)	
52	Aaron Blackwell	DL	6-3	298	So-JC	Peoria, Ariz. (Mesa CC/Liberty HS)	
53	Cody Baker	DL	6-3	274	Jr-2L	Issaquah, Wash. (Eastside Catholic HS)	
54	Radson Jang	OL	6-2	265	Fr-HS	Honolulu, Hi. (Army Prep/Kamehameha HS)	
54	Langston Murray	DL	6-2	335	Fr-HS	Logansport, La. (Logansport HS)	
55	Aaron Jenkins	OL	6-2	307	Jr-2L-RS	Dallas, Texas (Lincoln HS)	
55	Emmanuel Joseph	DL	6-4	260	Fr-RS	Los Angeles, Calif. (Alexander Hamilton HS)	
57	Everett Powell	LB	6-4	238	Jr-1L-RS	Livermore, Calif. (Laney College/Livermore HS)	
59	Blaise Fountain	OL	6-1	280	Sr-1L	Wichita, Kan. (Butler CC/Maize HS)	
66	Dylan Weaver	OL	6-6	300	Fr-HS	Farmington, N.M. (Piedra Vista HS)	
67	Hayden Wilson	OL	6-5	271	Fr-HS	Rio Rancho, N.M. (Cleveland HS)	
68	Nick Iacovangelo	OL	6-8	339	Jr-RS	Rochester, N.Y. (ASA College-Brooklyn/McQuaid Jesuit HS)	
69	Beau Hott	OL	6-3	275	So-1L-RS	Plano, Texas (Plano HS)	
72	Avery Jordan	OL	6-5	265	Sr-1L	Houston, Texas (Blinn CC/Pearland HS)	
74	Ray Baylor III	OL	6-3	293	Sr-1SQ	Houston, Texas (ASA College-Brooklyn/Hightower HS)	
77	Charlie Grammel	OL	6-3	310	So-1L-RS	Frisco, Texas (Lone Star HS)	
78	Izrael Castellanos	OL	6-4	266	So-1SQ-RS	Mission Viejo, Calif. (Mission Viejo HS)	cast EYE YAH nos
79	Chris Estrella	OL	6-5	288	So-JC	San Jacinto, Calif. (Mt. San Jacinto JC/San Jacinto HS)	
81	Aaron Molina	WR	6-2	191	Jr-JC	Albuquerque, N.M. (College of the Canyons/Valley HS)	
82	Elijah Gamboa	WR	5-9	175	Fr-HS	Farmington, N.M. (Piedra Vista HS)	
83	Gabriel Dunkle	K/P	5-10	185	Fr-HS	Glendora, Calif. (Glendora HS)	
84	Erik Beilman	TE	6-4	240	So-1L-RS	San Antonio, Texas (Brandeis HS)	BEEL man
85	Aaron Overacker	TE	6-3	232	So-1SQ-RS	Albuquerque, N.M. (La Cueva HS)	
86	Daniel Peabody	TE	6-2	213	Fr-HS	Tucson, Ariz. (Ironwood Ridge HS)	
87	Anu Somoye	WR	6-2	196	So-1L-RS	Houston, Texas (Alief Taylor HS)	ah NEW sa MOY yea
88	Marcus Williams	TE	6-3	207	Fr-HS	Rio Rancho, N.M. (Cleveland HS)	
89	Dyson Chmura	TE	6-3	223	So-1SQ-RS	Waukesha, Wisc. (Waukesha West HS)	CHMOORE ah
91	John Mitchell	P	6-0	180	Fr-HS	Great Falls, Va. (Our Lady of Good Counsel HS)	
92	Jermame Conyers	DL	6-2	326	Jr-JC	Rossville, Ga. (Dodge City CC/Ridgeland HS)	
93	Nahje Flowers	DL	6-3	263	Fr-RS	Los Angeles, Calif. (Dorsey HS)	NAH zhay
94	David Brown	LB	6-1	217	Fr-RS	Albuquerque, N.M. (Eldorado HS)	
94	Andrew Shelley	K	6-1	179	Fr-HS	Albuquerque, N.M. (Eldorado HS)	
95	Jason Sanders	K	5-11	190	Sr-3L	Orange, Calif. (Villa Park HS)	
95	Garrett Hughes	DL	6-2	264	Sr-3L	Corona, Calif. (Centennial HS)	
96	Johnny Williams	DL	6-2	303	Sr-1L-RS	Hemet, Calif. (Mt. San Jacinto JC/West Valley HS)	
97	Lon Hampton	LS	6-1	231	Jr-RS	Zena, Okla. (Northeast Okla. A&M College/Grove HS)	
98	Kene Okonkwo	DL	6-3	272	Sr-3L	Mesquite, Texas (Horn HS)	Kenny oh CONK whoa
99	Rhashaun Epting	LB	6-3	219	Fr-RS	Chicago, Ill. (Proviso West HS)	ra SHAWN

Coaching Staff:

Head Coach: Bob Davie (Youngstown State, 1976)
Offensive Coordinator/WRs: Bob DeBesse (Southwest Texas State, 1982)
Defensive Coordinator/LBs: Kevin Cosgrove (Wisconsin-Oshkosh, 1980)
Offensive Run Game Coordinator/OL: Saga Tuitele (Portland State, 2002)
Special Teams Coordinator/QBs: Apollo Wright (Cheyney [PA], 1998)
Running Backs: Scott Baumgartner (Pacific, 1989)
Tight Ends: Clay Davie (Arizona State, 2007)
Cornerbacks: Al Simmons (Cal State Hayward, 1987)
Defensive Line: Stan Eggen (Moorhead State, 1977)
Safeties: Jordan Peterson (Texas A&M, 2009)
Offensive Graduate Assistants: Jacob Bronowski, Ben Sherman
Defensive Graduate Assistants: Michael Smith, Greg Svarczkopf
Assistant Athletic Director for Football: Brian DeSpain
Director of Athletic Performance: Aurmon Satchell
Asst. Director of Athletic Performance: Andy Grubb
Athletic Performance Graduate Assistant: John McWilliams
Director of Recruiting: Vince Natali
Assistant Athletic Director for Communications (Football Contact): Frank Mercogliano



Arizona (3)
 Aaron Blackwell Peoria
 Evahelotu Tohi Phoenix
 Daniel Peabody Tucson

California (31)
 Corey Bojorquez Bellflower
 Anselem Umeh Bellflower
 Bobby Cole Chatsworth
 DaQuan Baker Compton
 Rayshawn Boyce Compton
 Jacob Hennie Corona
 Garrett Hughes Corona
 Daevon Vigilant Downey
 James Portilla El Dorado
 Gabriel Dunkle Glendora
 Johnny Williams Hemet
 Jared EnRico La Mirada
 Tevaka Tuioti La Mirada
 D'Angelo Ross La Puente
 Everett Powell Livermore
 Nahje Flowers Los Angeles
 Emmanuel Joseph Los Angeles
 Bijon Parker Los Angeles
 Izrael Castellanos Mission Viejo
 Coltin Gerhart Murrieta
 Jordan Flack Newbury Park
 Jason Sanders Orange
 Michael Sewell, Jr. Palmdale
 Jacob Girgle Rancho Cucamonga
 Jalín Burrell Riverside
 Elijah Lilly San Bernardino
 Chris Estrella San Jacinto
 Brandon Shook Simi Valley
 Johnny Hernandez Temecula
 Chris Davis, Jr. Westlake Village
 Jake Rothschilder Westlake Village
 Kyle Rothschilder Westlake Village

Florida (4)
 Kenneth Maxwell Center Hill
 Daryl Chestnut Coconut Grove
 Matthew French Crestview
 Stanley Barnwell, Jr. Opa-Locka

Georgia (1)
 Jermame Conyers Rossville

Hawaii (1)
 Radson Jang Honolulu

Illinois (3)
 Rhashaun Epting Chicago
 Kentrail Moran O'Fallon
 Marcus Hayes Rockford

Kansas (1)
 Blaise Fountain Wichita

Louisiana (1)
 Langston Murray Logansport

Minnesota (2)
 Alex Hart Prior Lake
 Nico Bolden Woodbury

Mississippi (1)
 Richard McQuarley Meridian

New Jersey (1)
 Zahneer Shuler Woodbridge

New Mexico (27)
 Jacob Barnhill Albuquerque
 David Brown Albuquerque
 Jahvon Jones Albuquerque
 Blair Manly Albuquerque
 Derek Martinez Albuquerque
 Aaron Molina Albuquerque
 Aaron Overacker Albuquerque
 Teton Saltes Albuquerque
 Andrew Shelley Albuquerque
 Jacob Smith Albuquerque
 Dorsett Valdez Albuquerque
 Thomas Vieira Albuquerque
 Josh Woisin Albuquerque
 Jonah Leyva Carlsbad
 Micah Gray Clovis
 Elijah Gamboa Farmington
 Dylan Weaver Farmington
 Cade Hackey Hatch
 Kameron Miller Las Cruces
 Kevin Maresca Los Alamos
 Dylan Kelly-Romero Los Lunas
 Romell Jordan Rio Rancho
 Gabe Ortega Rio Rancho
 Steven Steele Rio Rancho
 Marcus Williams Rio Rancho
 Hayden Wilson Rio Rancho
 Xavier Vigil Santa Fe, N.M.

New York (3)
 Rafael Hidalgo Brooklyn
 Austin Ocasio Babylon
 Nick Iacovengelo Rochester

Oklahoma (2)
 Kimmie Carson Tulsa
 Lon Hampton Zena

Pennsylvania (1)
 Delane Hart-Johnson Philadelphia

Texas (18)
 Emmanuel Harris Dallas
 Aaron Jenkins Dallas
 Q' Drennan El Paso
 William Hobdy Garland
 Charlie Grammel Frisco
 Lamar Jordan Frisco
 Ray Baylor III Houston
 Avery Jordan Houston
 Anu Somoye Houston
 Jay Griffin IV Huntsville
 Corey Hightower Huntsville
 Cameron Thomas Katy
 Tyrone Owens Manor
 Kene Okonkwo Mesquite
 Beau Hott Plano
 Erik Beilman San Antonio
 Bryson Carroll San Antonio
 Patrick Reed Silsbee

Virginia (1)
 John Mitchell Great Falls

Washington (2)
 Cody Baker Issaquah
 Sitiveni Tamaivena Renton

Wisconsin (1)
 Dyson Chmura Waukesha

2017 Primary Two-Deep & Flash Stats

OFFENSE

Pos.	#	Player	Ht.	Wt.	Cl.-Ex.	Hometown (Last School)	2017 Stats
WR-X	5	Patrick Reed	6-2	188	Jr-2VL-RS	Silsbee, Texas (Silsbee HS)	Has 5 catches for 54 yards, long of 21
	2	Delane Hart-Johnson	6-4	213	Jr-1L-RS	Philadelphia, Pa. (L.A. Valley College/Martin Luther King HS)	Has 11 catches for 265 yards, 1 TD, long of 49
LT	72	Avery Jordan	6-5	265	Sr-1VL	Houston, Texas (Blinn CC/Pearland HS)	Started 8 games at LT
	77	Charlie Grammel	6-3	310	So-1VL	Frisco, Texas (Lone Star HS)	Started 1 game at LG, 1 game at RT, played 6 games
LG	77	Charlie Grammel	6-3	310	So-1VL	Frisco, Texas (Lone Star HS)	Started 1 game at LG, 1 game at RT, played 6 games
	69	Beau Hott	6-3	275	So-1VL-RS	Plano, Texas (Plano HS)	Played 8 games
C	59	Blaise Fountain	6-1	280	Sr-1VL	Wichita, Kan. (Butler CC/Maize HS)	Started 8 games at C
	69	Beau Hott	6-3	275	So-1VL-RS	Plano, Texas (Plano HS)	Played 8 games
RG	74	Ray Baylor III	6-3	293	Sr-1SQ	Houston, Texas (ASA College-Brooklyn/Hightower HS)	Started 5 games at LG, played 8 games
	55	Aaron Jenkins	6-2	307	Jr-2L-RS	Dallas, Texas (Lincoln HS)	Started 8 games at RG
RT	55	Aaron Jenkins	6-2	307	Jr-2L-RS	Dallas, Texas (Lincoln HS)	Started 8 games at RG
	77	Charlie Grammel	6-3	310	So-1VL	Frisco, Texas (Lone Star HS)	Started 1 game at LG, 1 game at RT, played 6 games
TE	88	Marcus Williams	6-3	207	Fr-HS	Rio Rancho, N.M. (Cleveland HS)	Has 1 catch for 27 yards, long of 27
	10	Zahneer Shuler	6-1	235	Jr-JC	Woodbridge, N.J. (Lackawanna College/Woodbridge HS)	Has 3 catches for 50 yards, long of 27
	84	Erik Beilman	6-4	240	So-1L-RS	San Antonio, Texas (Brandeis HS)	Has 0 catches for 0 yards
WR-H	18	Chris Davis	5-7	175	Sr-3L	Westlake Village, Calif. (Oaks Christian HS)	Has 21 catches for 244 yards, long of 27, 1 TD
	23	Jay Griffin IV	5-0	162	Fr-RS	Huntsville, Texas (Huntsville HS)	Has 14 catches for 228 yards, long of 71, 3 TDs, 9 rushes for 102 yards, long of 61, 1 TD
WR-Z	8	Q' Drennan	6-1	185	So-1VL-RS	El Paso, Texas (Americas HS)	Has 7 catches for 164 yards, long of 47
	81	Aaron Molina	6-2	191	Jr-JC	Albuquerque, N.M. (College of the Canyons/Valley HS)	Has 2 catches for 20 yards, 1 TD, long of 12
QB	13	Lamar Jordan	6-0	192	Sr-3L-RS	Frisco, Texas (Centennial HS)	32-62-4, 557 yards, 3 TD, long of 71, 43 rushes for 140 yards, long of 39
	16	Tevaka Tuioti	6-0	190	Fr-RS	La Mirada, Calif. (La Mirada HS)	37-77-4, 491 yards, 3 TD, long of 47, 19 rushes for 87 yards, long of 27
	11	Coltin Gerhart	6-0	205	Jr-TR	Murrieta, Calif. (Arizona State/Vista HS)	16-27-2 passing, 175 yards, 1 TD, long of 27, 34 rushes for 217 yards, 1 TD, long of 40
RB	25	Tyrone Owens	5-9	187	Jr-2L-RS	Manor, Texas (Manor HS)	87 rushes for 477 yards, long of 54, 3 TD, 4 catches for 16 yards, long of 6
	20	Daryl Chestnut	5-8	192	Sr-2L	Coconut Grove, Fla. (Coffeyville JC/Christopher Columbus HS)	34 rushes for 215 yards, long of 54, 2 TD, 4 catches for 37 yards, long of 18
TB	3	Richard McQuarley	5-11	221	Sr-2L	Meridian, Miss. (Itawamba CC/Meridian HS)	80 rushes for 437 yards, 6 TD, long of 65, 3 catches for 5 yards, long of 6
	4	Romell Jordan	5-9	173	Sr-2L-SQ-RS	Rio Rancho, N.M. (Cleveland HS)	31 rushes for 173 yards, 1 TD, long of 44, 6 catches for 38 yards, long of 22

DEFENSE

Pos.	#	Player	Ht.	Wt.	Cl.-Ex.	Hometown (Last School)	2017 Stats
LE	53	Cody Baker	6-3	274	Jr-2L	Issaquah, Wash. (Eastside Catholic HS)	19 tackles, 1.0 sacks for 5 yards, 1.5 TFLs for 6 yards, 1 PBU
	98	Kene Okonkwo	6-3	272	Sr-3L	Mesquite, Texas (Horn HS)	28 tackles, 4.5 TFLs for 10 yards, 1 QBH
NT	92	Jermame Conyers	6-2	326	Jr-JC	Rossville, Ga. (Dodge City CC/Ridgeland HS)	12 tackles, 1 TFL for 3 yards, 1 FF, 1 PBU
	52	Aaron Blackwell	6-3	298	So-JC	Peoria, Ariz. (Mesa CC/Liberty HS)	7 tackles, 2.5 TFLs for 7 yards, 2 QBH
RE	95	Garrett Hughes	6-2	264	Sr-3L	Corona, Calif. (Centennial HS)	23 tackles, 2.0 sacks for 18 yards, 4.0 TFLs for 27 yards, 1 FF
	55	Emmanuel Joseph	6-4	260	Fr-RS	Los Angeles, Calif. (Alexander Hamilton HS)	2 tackles
RUSH	29	Jordan Flack	6-3	220	Jr-JC	Newbury Park, Calif. (Moorpark JC/Newbury Park HS)	14 tackles, 1.0 sacks for 8 yards, 2.0 TFL for 15 yards, 1 FR for 0 yards, 1 QBH
-or-	99	Rhashaun Epting	6-3	219	Fr-RS	Chicago, Ill. (Provisio West HS)	33 tackles, 1.0 sacks for 8 yards, 2.5 TFLs for 9 yards
	57	Everett Powell	6-4	238	Jr-1L-RS	Livermore, Calif. (Laney College/Livermore)	0 tackles
MLB	33	Alex Hart	6-2	234	Jr-2L	Prior Lake, Minn. (Prior Lake HS)	39 tackles, 1.0 sacks for 8 yards, 4.5 TFLs for 15 yards, 1 FF, 1 FR for 0 yards, 2 PBU, 1 QBH
	45	Evahelotu Tohi	6-2	236	Jr-RS	Phoenix, Ariz. (Glendale CC/North Canyon HS)	20 tackles, 2.0 TFLs for 5 yards
WLB	6	Austin Ocasio	6-1	223	Sr-1VL	Babylon, N.Y. (College of the Siskiyous/Saint Cloud HS)	31 tackles, 1.0 sacks for 4 yards, 2.5 TFLs for 6 yards
	2	Kimmie Carson	6-1	221	Sr-3VL-RS	Tulsa, Okla. (East Central HS)	7 tackles, 1 PBU
	26	Sitivena Tamaivena	6-1	230	Jr-JC	Renton, Wash. (Mt. San Antonio College/Palo Alto HS)	9 tackles
LCB	3	D'Angelo Ross	5-8	175	Jr-JC	La Puente, Calif. (Fullerton JC/South Hills HS)	16 tackles, 7 PBU
	19	Elijah Lilly	5-10	152	So-1L	San Bernardino, Calif. (Cajon HS)	13 tackles, 1 TFL for 1 yard, 1 PBU
SS	16	Jacob Girdle	5-11	187	Sr-1L-RS	Rancho Cucamonga, Calif. (Santa Barbara CC/Los Osos HS)	44 tackles, 1.0 TFLs for 2 yards, 2 INT for 34 yards, 3 PBU
	28	Jake Rothschilder	5-8	181	Sr-2L-RS	Westlake Village, Calif. (Westlake HS)	49 tackles, 2.0 sacks for 31 yards, 6.0 TFLs for 41 yards, 2 FF, 2 FR for 7 yards, 1 INT for 91 yards, 1 TD
FS	9	Stanley Barnwell, Jr.	6-2	198	Jr-1L	Opa-Locka, Fla. (Coffeyville CC/Monsignor Pace)	25 tackles, 1.0 TFLs for 1 yard, 1 FF
	5	Michael Sewell, Jr.	6-1	193	Jr-JC	Palmdale, Calif. (L.A. Valley College/Highland HS)	12 tackles
NICK	28	Jake Rothschilder	5-8	181	Sr-2L-RS	Westlake Village, Calif. (Westlake HS)	49 tackles, 2.0 sacks for 31 yards, 6.0 TFLs for 41 yards, 2 FF, 2 FR for 7 yards, 1 INT for 91 yards, 1 TD
	35	Kenneth Maxwell	6-0	193	Sr-2L-RS	Center Hill, Fla. (Prairie View A&M/South Sumpter HS)	6 tackles, 1.0 TFLs for 6 yards
-or-	32	Kyle Rothschilder	5-8	183	Sr-1L-RS	Westlake Village, Calif. (Westlake HS)	3 tackles
RCB	13	Jalin Burrell	6-0	195	Jr-JC	Riverside, Calif. (Moorpark JC/Patriot HS)	36 tackles, 0.5 TFLs for 0 yards, 6 PBU, 1 Defensive 2-pt return
	21	Corey Hightower	5-11	175	Fr-HS	Huntsville, Texas (Huntsville HS)	0 tackles


SPECIAL TEAMS

Pos.	#	Player	Ht.	Wt.	Cl.-Ex.	Hometown (Last School)	2017 Stats
FGs	95	Jason Sanders	5-11	190	Sr-2L	Orange, Calif. (Villa Park HS)	19-19 XP, 8-11 FG (25G, 23G, 22G, 53 WL, 34G, 39G, 53G, 44 WL, 40 WL, 51G, 42G)
	94	Andrew Shelley	6-1	179	Fr-HS	Albuquerque, N.M. (Eldorado HS)	Has not seen action
KOs	95	Jason Sanders	5-11	190	Sr-2L	Orange, Calif. (Villa Park HS)	29 touchbacks on 34 kickoffs
	94	Andrew Shelley	6-1	179	Fr-HS	Albuquerque, N.M. (Eldorado HS)	Has not seen action
P	30	Corey Bojorquez	6-0	200	Sr-1L	Bellflower, Calif. (Cerritos College/Mayfair HS)	39 punts, 48.8 avg, 43.8 net, 18 50+, 18 I20, 9 TB
	95	Jason Sanders	5-11	190	Sr-2L	Orange, Calif. (Villa Park HS)	Has not punted
DS-P	34	Jared EnRico	6-1	299	Fr-RS	La Mirada, Calif. (La Mirada HS)	Started 8 games
DS-FG	97	Lon Hampton	6-1	231	Jr-RS	Zena, Okla. (Northeast Okla. A&M College/Grove HS)	Started 5 games
Hold	30	Corey Bojorquez	6-0	200	Sr-1L	Bellflower, Calif. (Cerritos College/Mayfair HS)	Played in 8 games
	16	Tevaka Tuioti	6-0	190	Fr-RS	La Mirada, Calif. (La Mirada HS)	Has not held in a game this season
KOR	19	Elijah Lilly	5-10	152	So-1L	San Bernardino, Calif. (Cajon HS)	18 returns for 357 yards, 19.8 avg, long of 35
	20	Daryl Chestnut	5-8	192	Sr-2L	Coconut Grove, Fla. (Christopher Columbus HS/Coffeyville JC)	2 returns, 19.7 avg, long of 27
	4	Romell Jordan	5-9	173	Sr-2L-SQ-RS	Rio Rancho, N.M. (Cleveland HS)	2 returns, 35 yards, 17.5 avg, long of 20
	13	Jalin Burrell	6-0	195	Jr-JC	Riverside, Calif. (Moorpark HC/Patriot HS)	0 returns
PR	18	Chris Davis, Jr.	5-7	175	Sr-3L	Westlake Village, Calif. (Oaks Christian HS)	10 returns, 31 yards, 3.1 avg, long of 16
	4	Romell Jordan	5-9	173	Sr-2L-SQ-RS	Rio Rancho, N.M. (Cleveland HS)	2 returns, 5 yards, 2.5 avg, long of 5

MAKING NATIONAL HEADLINES



A study for 2016 showed New Mexico Football had over 10,000 articles in print and on the web in addition to seven games on ESPN, three on ROOT Sports and one on CBS Sports Network



**USA
TODAY**

Featured Lobo Football in its Bowl Preview Section

Gave Lobo Football an 'A' Rating in its 2016 Report Card

Listed Coach Davie among top 10 for best coaching jobs in 2016



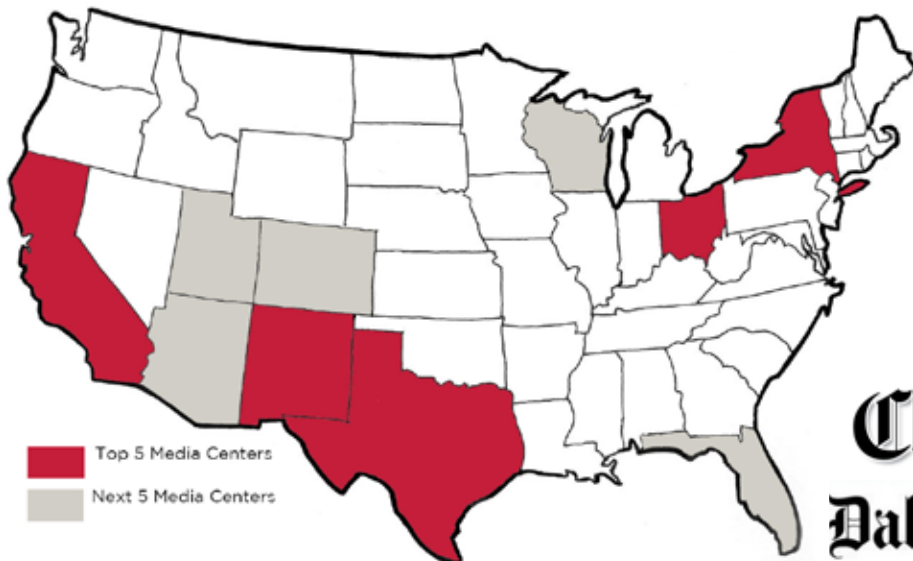
1.39 million viewers for Gildan New Mexico Bowl

Seven games on ESPN, ESPN2 and ESPNU, four in primetime



Numerous articles, including, "New Mexico Football Using Unique Offense in Recent Rise"

The same study showed New Mexico Football's coverage intensity is highest not just in New Mexico, but in media hot spots of California, New York, Texas and Ohio



NY

DAILY NEWS

Chicago Tribune

Dallas Morning News

Lobo Radio Network

Every New Mexico football game is broadcast over the Lobo Radio Network. 770 KKOB-AM in Albuquerque is the flagship. Robert Portnoy is in his third season of play-by-play broadcasting with the University of New Mexico. The Lobo Radio Network:

Albuquerque	KKOB-AM	770 AM
Aztec	KLJH-FM	96.1 FM
Bloomfield	KLJH-2	107.1FM
Carlsbad	KATK-AM	740 AM
Farmington	KLJH-FM	107.1 FM
Farmington	KLJH-FM	96.1 FM
Farmington	KLJH-1	107.1 FM
Gallup	KYVA-AM	1230 AM
Gallup	KYVA-AM	94.9 FM
Grants	KMIN-AM	980 AM
Hobbs	KWMW-FM	105.1 FM
Las Vegas	KBQL-FM	92.7 FM
Mancos, CO	KLJH-FM	107.9 FM
Pagosa Springs, CO	KLJH-FM	98.3 FM
Santa Fe	KVSF-AM	1400 AM
Ruidoso	KWMW-FM	99.1 FM
Ruidoso	KRUI-AM	1490 AM
Socorro	KYRN-FM	102.1 FM
Window Rock, AZ	KLJH-FM	92.3 FM

Lobo games will be broadcast in Spanish on ESPN Deportes New Mexico on KRZY-AM 1450 and José 105.9 FM, Albuquerque, thanks to an agreement between UNM Athletics and Entrevision NM. Carlos Fourzan will handle the play-by-play duties with Ben Becerra providing analysis.

Roster Breakdown

2016 LETTERMEN RETURNING (37)

(34 from 2016, three redshirts have also lettered)

Offense (16): QB (1) Lamar Jordan*** RB (4) Daryl Chestnut**, Jahvon Jones*; Richard McQuarley**, Tyrone Owens**;
WR (5) Chris Davis, Jr.***, Q' Drennan*, Emmanuel Harris*, Patrick Reed**, Anu Somoye*; **TE (1)** Erik Beilman*; **OL (5)** Blaise Fountain*, Charlie Grammel*, Beau Hott*, Aaron Jenkins*, Avery Jordan*

Defense (16): DL (5) Garrett Hughes***, Kene Okonkwo***; Cody Baker**, Everett Powell*, Johnny Williams* **LB (2)** Alex Hart**, Austin Ocasio*; **S (6)** Stanley Barnwell, Jr.*, Jacob Girgle*, Bijon Parker**, Jake Rothschiller**, Kyle Rothschiller*, Steven Steele* **CB (3)** Jadon Boatright***, Elijah Lilly*, Blair Manly*

Specialists (2): P Corey Bojorquez*, KO/K Jason Sanders*** denotes letters won

STARTERS RETURNING (11)

Offense (6): QB Lamar Jordan, RB Tyrone Owens, OL Blaise Fountain, OL Aaron Jenkins, OL Avery Jordan, WR Patrick Reed
Defense (3): DL Garrett Hughes, LB Kimmie Carson, NICK Jake Rothschiller

Specialists (2): P Corey Bojorquez*, KO/K Jason Sanders***

STARTERS LOST (13)

Offense (5): OL Reno Henderson, OL Chris Lewis, RB Teriyon Gipson, TE Cole Gautsche, WR Matt Quarrels
Defense (8): CB I.B. Brown, CB Nias Martin, S Daniel Henry, Ryan Santos, LB Dakota Cox, LB Donnie White, DL Nik D'Avanzo, DL William Udeh

Specialists (1): LS Steven Romero

REDSHIRTS/SQUAD RETURNING (33)

Offense (18): QB (2) Derek Martinez (SQ), Tevaka Tuioti (RS); RB (4) Romell Jordan** (SQ), Kentrail Moran (RS), Jacob Smith (RS), Daevon Vigilant (RS); **WR (6)** Jay Griffin IV (RS), Delane Hart-Johnson* (RS), Rafael Hidalgo (RS), Cameron Thomas (RS), Thomas Vieira (SQ), Anselem Umeh (RS); **TE (1)** Dyson Chmura (SQ), **OL (2)** Ray Baylor III (SQ), Izrael Castellanos (SQ)

Defense (15): DL (3) Nahje Flowers (RS), Emmanuel Joseph (RS), Teton Saltes (RS), **LB (7)** DaQuan Baker (RS), David Brown (RS), Rashaun Epting (RS), Matthew French (RS), Aaron Overacker (SQ), James Portilla (SQ); Evahelotu Tohi (RS) **S (3)** Kenneth Maxwell** (RS), Kameron Miller (RS), Gabe Ortega (RS) **CB (2)** Corey Hightower (RS), Dorsett Valdez (RS)

Specialists (1): LS Jared EnRico (RS)

*denotes letters won

The Opening List

New Mexico punted six times against Wyoming, and while Corey Bojorquez averaged a near school record 53.7 yards per punt, UNM's coverage of those punts has been nothing short of phenomenal this season. Opponents have returned just five of those punts, and they have gone for just 10 yards. The Lobos are allowing just 2.0 yards per return, and that average is tied for eighth national among all FBS institutions. The nation's top 10 punt return defense teams are the subject of this week's opening list.

Name	G	Ret	Yards	Avg	TD	Ret/G	Yards/G
1.....Utah.....	8	1	-1	-1.00	0	0.1	-0.1
2.....Toledo.....	8	2	0	0.00	0	0.3	0.0
2.....Miami (Florida).....	7	2	0	0.00	0	0.3	0.0
4.....Virginia Tech.....	8	4	4	1.00	0	0.5	0.5
5.....Miami (Ohio).....	8	6	8	1.33	0	0.8	1.0
6.....Georgia.....	8	6	9	1.50	0	0.8	1.1
7.....Missouri.....	8	4	7	1.75	0	0.5	0.9
8.....Oklahoma State.....	8	3	6	2.00	1	0.4	0.8
8.....Arkansas State.....	7	4	8	2.00	0	0.6	1.1
8.....Oregon State.....	8	5	10	2.00	0	0.6	1.3
8.....New Mexico.....	8	5	10	2.00	0	0.6	1.3

Turnover Rates

Under Bob Davie, the New Mexico Lobos have made it a habit of not turning the ball over. The 2017 version of the Lobos have struggled with that. In three of UNM's seasons under Bob Davie (2012, 2013 and 2016), UNM has ended the season with just 14 turnovers, and those three seasons are tied for the fewest turnovers in a season in UNM history.

This year's team has had 21 turnovers in eight games, an average of 2.63 turnovers per game. That giveaway rate is the highest for UNM since the 1991 season when UNM suffered 40 turnovers on the season (24 interceptions and 16 fumbles) over 12 games, a turnover rate of 3.33 per game.

Additionally, New Mexico's seven turnovers against Wyoming featured five interceptions. That's the most interceptions in a game for UNM since 2001 when the Lobos threw five against Colorado State. UNM's 10 interceptions on the season mark just the second time in the last seven seasons that UNM has thrown double-digit interceptions (14 in 2015).

That Was an Evahelotu Tackles

Despite the bad pun, Evahelotu Tohi had a career game, with a career-best seven tackles, including two for loss. He saw extensive action in the second half and was a key to UNM's defense holding Wyoming scoreless in the second half.

It's a Mirage

New Mexico allowed 42 points against Wyoming, including 35 in the second quarter. However, it's a bit of a mirage as UNM's defense was pretty good all game long. Due to turnovers, Wyoming had scoring drives of 2, 29, 16, 30 and 38 yards. The only extended drive that Wyoming had was a seven-play, 80 yard drive that was aided by a targeting penalty.

Overall, Wyoming gained just 309 yards and only 75 on the ground. Those 75 rushing yards came on 32 rushes. Additionally, the Lobos earned a stop near the end of the game on a drive that started at the UNM 12, UNM's second complete stop this season on a red zone drive.

Second Quarter Bad, Second Half Good!

The second quarter has not been kind to the Lobos this season, but the second half has. Wyoming outscored UNM 35-0 in the second quarter on Saturday, and that pushed UNM's opponents up to 108 points this season in the second quarter, as opposed to just 33 for the Lobos.

Now the second half? That's a totally different story. UNM outscored Wyoming in the second half, and that continues the trend of the season. This year, UNM has scored 116 points in the second half of games this season, 38 in the third quarter and 78 in the fourth quarter, while holding its opponents to 71 points in the half, including just 20 in the third quarter. That's an average of 2.5 points per game for UNM's foes in the third quarter.

Are You Not Entertained?

SportsOnEarth.com's Matt Brown has named Bob Davie's Lobos as the Most Entertaining Team to watch in the Mountain West, and one of the Most Entertaining Teams in all of college football.

Here's some of what Brown had to say about the team. "Davie has done a fantastic job with the Lobos,

UNM VS. USU STAT COMPARISON

UNM (8 gms)	Category	USU (8 gms)
22.4	Points Per Game For	30.6
28.8	Points Per Game Against	30.7
149	First Downs	175
353	Rushing Attempts	348
1876	Rushing Yards	1364
5.3	Average Per Rush	3.9
234.5	Average Per Game	151.6
14	Rushing TDs	15
85-169-10	Passing (Comp-Att-Int)	187-317-11
50.3%	Completion Pct.	59.0%
1223	Passing Yards	2122
152.9	Average Per Game	235.8
7	TD Passes	13
3099	Total Offense	3486
5.9	Avg. Per Play	5.2
387.4	Avg Per Game	387.3
18-11	Fumbles-Lost	12-7
-1.50	Turnover margin/game	+0.25
39-43.8	Punts-Net Avg.	55-37.3
28/103 (27%)	Third Down Conversion	56/149 (38%)
8/19 (42%)	Fourth Down Conversion	9/15 (60%)
31:39	Average time of possession	27:52
12-103	Sacks-Yards	17-117

Lobos in the NCAA

Stat	Rank	Value
Total Offense	78	387.4
Rushing Offense	22	234.5
Passing Offense	117	152.9
Team Passing Efficiency	108	112.92
Scoring Offense	105	22.4
Total Defense	50	371.8
Rushing Defense	41	138.6
Passing Yards Allowed	81	233.1
Team Passing Efficiency Defense	98	141.02
Scoring Defense	82	28.8
Turnover Margin	127	-1.50
3rd Down Conversion Pct	128	0.272
4th Down Conversion Pct	93	0.421
3rd Down Conversion Pct Defense	66	0.379
4th Down Conversion Pct Defense	T-61	0.500
Red Zone Offense	78	0.826
Red Zone Defense	120	0.920
Net Punting	3	43.85
Punt Returns	120	3.00
Kickoff Returns	96	19.30
First Downs Offense	T-100	149
First Downs Defense	T-51	154
Fewest Penalties Per Game	T-73	6.50
Fewest Penalty Yards Per Game	T-70	55.88
Time of Possession	31	31:38

Individual Leaders

Stat	Player	Value
APY	Tyrone Owens	493
FGM	Jason Sanders	8
Int	Jacob Girdle	2
Pass Eff	Lamar Jordan	126.08
Points	Jason Sanders	43
Punt Avg	Corey Bojorquez	383.6
Punt Ret Yds	Chris Davis	31
Rec	Chris Davis	21
Receiving Yards	Delane Hart-Johnson	265
Rush Net Yards	Tyrone Owens	477
Sacks	Garrett Hughes	2.0
Tackles	Jake Rothschiller	49
Tot Off	Lamar Jordan	697

Season Honors

Jason Sanders - PK

Lou Groza Watch List
Phil Steele Preseason Fourth Team
Mountain West Special Teams Player of the Week

Blaise Fountain - C

Rimington Watch List
Athlon Preseason Fourth Team

Aaron Jenkins - OL

Phil Steele Preseason First Team
Athlon Preseason Second Team
CFN Preseason First Team
Preseason All-Mountain West

Garrett Hughes - DL

Phil Steele Preseason First Team
Athlon Preseason First Team
CFN Preseason First Team
Preseason All-Mountain West

Tyrone Owens - RB

Earl Campbell Tyler Rose Watch List
Phil Steele Preseason Second Team
Athlon Preseason Second Team
CFN Preseason First Team
Preseason All-Mountain West

Kimmie Carson - LB

Phil Steele Preseason Second Team

Elijah Lilly - KR

Phil Steele Preseason Second Team

Corey Bojorquez - P

Phil Steele Preseason Fourth Team
Ray Guy National Punter of the Week

Richard McQuarley - RB

Athlon Preseason Fourth Team
Mountain West Offensive Player of the Week

Avery Jordan - OL

Athlon Preseason Fourth Team

Jake Rothschiller - DB

Mountain West Defensive Player of the Week

embracing an explosive running offense that led the nation in both yards per carry (6.6) and yards per game (350) last season, when they went 9-4 for their best season in nearly a decade. They have a veteran quarterback in Lamar Jordan, and while they lose top rusher Teriyon Gipson, they have three players who ran for over 650 yards last year, plus solid experience on the offensive line."

Brown added, "The Lobos are in a tough Mountain West Mountain Division that should be entertaining as a whole, with star QBs in Boise State's Brett Rypien and Wyoming's Josh Allen, a potentially dangerous Colorado State offense and Air Force's option attack. So, yes, nearly this entire division would be a good answer here, but New Mexico exists as a wild card that is capable of piling up yards and springing upsets, making the Lobos intriguing to follow."

Let's Get Defensive

Once again, UNM's rushing defense was up to the task against Wyoming, continuing the teams' season-long trend. Against Wyoming, the Lobos allowed just 75 yards rushing on 32 carries. UNM is now allowing an average of 138.6 yards per game, and that number is good for 41st nationally in rushing defense.

It was just five years ago that UNM's defense was allowing 256.8 yards per game, ranking 125th nationally.

UNM opened the season with a terrific effort against Abilene Christian, allowing just eight yards on the ground. The eight yards rushing allowed has continued to hold up for a while in the national top 10 list for the fewest yards allowed rushing in a game this year. Here are the top 10 this season for fewest rushing yards allowed in a single game.

Rk	Team	vs. Opponent	Game Date	Opp Rush	Opp Rush Yds
1	Washington (Pac-12)	California	10/07/2017	26	-40
2	Fresno St. (Mountain West)	Incarnate Word	09/02/2017	27	-30
3	TCU (Big 12)	Kansas	10/21/2017	31	-25
4	SMU (AAC)	UConn	09/30/2017	36	-8
5	LSU (Southeastern)	BYU	09/02/2017	14	-5
6	South Fla. (AAC)	Temple	09/21/2017	33	-4
7	Middle Tenn. (Conference USA)	Bowling Green	09/23/2017	29	1
8	Illinois (Big Ten)	Western Ky.	09/09/2017	16	6
9	Oregon (Pac-12)	California	09/30/2017	29	8
9	New Mexico (Mountain West)	Abilene Christian	09/02/2017	21	8

The Proof is On the Scoreboard

Here in Game Notes, we have talked quite a bit about the defensive improvement for New Mexico. A fantastic way to show that improvement from last year to this year is in the points allowed in the common opponents that UNM has played in both seasons. From 2016 to 2017 (or 2015 in the case of Tulsa), there have been six carry-over opponents (two non-conference foes and four Mountain Division foes). Utah State will be the seventh carry-over opponent. New Mexico this season has allowed an average of 11.2 fewer points per game than UNM allowed in 2016.

Team	2016	2017	Improvement
New Mexico State	32	30	2
Tulsa	40*	13	27
Boise State	49	28	21
Colorado State	49	27	22
Air Force	40	38	2
Wyoming	35	42	-7
Average	40.8	29.6	11.2

Turnover Table

2016	Takeaways	Pts.	Giveaways	Pts.
USD	3	17	1	7
at NMSU	0	0	2	10
at RU	1	7	2	3
SJSU	1	7	1	7
BSU	0	0	1	0
vs. AFA	0	0	0	0
ULM	2	10	3	10
at UH	1	7	1	0
NEV	2	0	2	14
at USU	1	0	0	0
at CSU	0	0	0	0
WYO	1	7	1	7
UTSA	1	0	0	0
Total	13	55	14	58

UNM Turnover Margin: -1

UNM TO Scoring Margin: -3 (UNM 9-13, Opp 10-14)

2017	Takeaways	Pts.	Giveaways	Pts.
ACU	3	10	2	7
NMSU	2	3	4	10
at BSU	0	0	2	7
at TULSA	1	3	3	6
AFA	2	14	0	0
at FS	1	0	2	3
CSU	0	0	1	3
at WYO	0	0	7	35
USU				
at TAMU				
UNLV				
at SDSU				
Total	9	30	21	71

UNM Turnover Margin: -12

UNM TO Scoring Margin: -41 (UNM 6-8, Opp 13-21)

Stat of the Week

1,223

UNM's passing yardage for the season. That total is 85 more yards than the entire 2014 season total. The most passing yards in the Davie era was 1,768 yards in 2015. The 1,223 yards currently is the fourth-most among Bob Davie's six seasons.

Associated Press Poll (Week 9)

Pl.	Team (First-place votes)	Record	Pts.	LW
1	Alabama (59)	8-0	1523	—
2	Georgia (2)	8-0	1465	+1
3	Ohio State	7-1	1332	+3
4	Wisconsin	8-0	1256	+1
5	Notre Dame	7-1	1254	+4
6	Clemson	7-1	1196	+1
7	Penn State	7-1	1189	-5
8	Oklahoma	7-1	1147	+2
9	Miami	7-0	1075	-1
10	TCU	7-1	942	-6
11	Oklahoma State	7-1	936	—
12	Washington	7-1	874	—
13	Virginia Tech	7-1	837	—
14	Iowa State	6-2	670	+11
15	UCF	7-0	654	+3
16	Auburn	6-2	576	+3
17	USC	7-2	562	+4
18	Stanford	6-2	434	+2
19	LSU	6-2	338	+4
20	NC State	6-2	333	-6
21	Mississippi State	6-2	279	NR
22	Memphis	7-1	270	+2
23	Arizona	6-2	204	NR
24	Michigan State	6-2	136	-8
25	Washington State	7-2	122	-10

Dropped from rankings: South Florida 17, West Virginia 22
Others receiving votes: South Florida 98, Michigan 73, Toledo 19, West Virginia 13, South Carolina 11, **San Diego State 3**, Army 2, **Boise State 2**

Amway/USA Today Coaches Poll (Week 10)

Pl.	Team (First-place votes)	Record	Pts.	+/-
1	Alabama (65)	8-0	1625	—
2	Georgia	8-0	1549	+1
3	Ohio State	7-1	1426	+3
4	Wisconsin	8-0	1418	+1
5	Clemson	7-1	1295	+2
6	Miami	7-0	1238	+2
7	Penn State	7-1	1221	-5
8	Notre Dame	7-1	1212	+2
9	Oklahoma	7-1	1192	—
10	Oklahoma State	7-1	1000	+2
11	Washington	7-1	977	—
12	TCU	7-1	944	-8
13	Virginia Tech	7-1	878	—
14	UCF	7-0	727	+3
15	Auburn	6-2	622	+4
16	Iowa State	6-2	571	NR
17	USC	7-2	560	+4
18	Stanford	6-2	494	+2
19	NC State	6-2	382	-4
20	LSU	6-2	372	+3
21	Memphis	7-1	288	NR
22	Mississippi State	6-2	210	NR
23	South Florida	7-1	193	-9
24	Michigan	6-2	176	+1
25	Arizona	6-2	153	NR

Dropped from rankings: Washington State 16, Michigan State 18, West Virginia 22, Texas A&M 24

Others receiving votes: Michigan State 145, Washington State 127, South Carolina 53, Kentucky 33, Toledo 10, West Virginia 9, **Boise State 8**, **San Diego State 6**, **Texas A&M 4**, Navy 3, Troy 3, Iowa 1

20 Is the Loneliest Number, Despite what Three Dog Night Says

Three Dog Night had a hit song with "One", saying it's the loneliest number. As far as UNM is concerned, that number is 20. Under Bob Davie, the Lobos have attempted fewer than 20 passes in a game 45 times, going 29-26. However, when UNM has attempted 20 or more passes in a game under Bob Davie the Lobos are just 1-15. Against Wyoming, UNM threw 25 passes and completed just 10 with five interceptions.

Date	Opponent	Passes	Score
11/24/12	Colorado State	21	L 20-24
10/12/13	at Wyoming	24	L 31-38
10/19/13	Utah State	20	L 10-45
11/2/13	at San Diego State	20	L 30-35
10/10/14	San Diego State	24	L 24-35
9/12/15	Tulsa	21	L 21-40
9/18/15	at Arizona State	29	L 10-34
10/10/15	at Nevada	24	L 17-35
10/17/15	Hawai'i	26	W 28-27
10/24/15	at San Jose State	20	L 21-31
12/19/15	Arizona	22	L 37-45
9/10/16	at New Mexico State	23	L 31-32
9/17/16	at Rutgers	24	L 28-37
9/9/17	New Mexico State	38	L 28-30
10/14/17	at Fresno State	30	L 0-38
10/28/17	at Wyoming	25	L 3-42

Getting Closer

The Lobos have won 19 games over the last two-plus seasons and they are coming for the school's three-year record of 22. They tied the record for most wins in a two-season span with 16.

16 wins (3 times): 1938-39 (8-2, 8-3 - Ted Shipkey); 1982-83 (10-1, 6-6 Joe Morrison/Joe Lee Dunn); **2015-16 (7-6, 9-4 - Bob Davie)**
 15 wins (5 times): 1963-64 (6-4, 9-2 - Bill Weeks); 1996-97 (6-5, 9-4 - Dennis Franchione); 2002-03 (7-7, 8-5 - Rocky Long); 2003-04 (8-5, 7-6 - Rocky Long); 2006-07 (6-7, 9-4 - Rocky Long)
 14 wins (4 times): 1934-35 (8-1, 6-4 - Gwinn Henry); 1958-59 (7-3, 7-3 - Marv Levy); 1961-62 (7-4, 7-2-1 - Bill Weeks); 1981-82 (4-7-1, 10-1 - Joe Morrison)

Lobo OL Earns Mid-Season Joe Moore Award Honors

Twenty-one offensive lines were named to the Joe Moore Mid-Season Honor Roll by the Foundation for Teamwork, and The University of New Mexico's unit was one of the 21 that made the list. Overall 21 units were honored, with 16 residing in the AP Top 25 at the time.

The Lobo offensive line has been anchored by two seniors in Rimington candidate Blaise Fountain at center and Avery Jordan at left tackle. Junior Aaron Jenkins at right guard has, like Fountain and Jordan, started all five games. UNM's other two spots have seen shared duty. Charlie Grammel, Ray Baylor III and Chris Estrella have all started at left guard, and Izrael Castellanos, Teton Saltes and Charles Grammel have started at right tackle.

Last year, UNM led the nation with 350.0 yards per game, the first time in school history the Lobos have led the nation in rushing. Joining UNM on the mid-season honor roll, in alphabetical order: Alabama, Auburn, Buffalo, Clemson, Georgia, Miami, Navy, North Carolina State, New Mexico, Notre Dame, Ohio State, Oklahoma, Oregon, San Diego State, SMU, Stanford, TCU, Virginia Tech, Washington, Western Michigan, and Wisconsin.

Back to Conference Play

The Lobos won 11 conference games over the 2015 and 2016 seasons, and that's the most conference wins in back-to-back seasons in school history.

11 wins (1 time): **2015-16 (5-3, 6-2 - Bob Davie)**
 10 wins (4 times): 1970-71 (5-1, 5-1 - Rudy Feldman); 1982-83 (6-1, 4-3 Joe Morrison/Joe Lee Dunn); 2002-03 (5-2, 5-2 - Rocky Long); 2003-04 (5-2, 5-2 - Rocky Long)

Rocky Long's 2002-04 Lobos have the record for most conference wins in three year span, with 15. UNM is three wins short of tying that mark.

Davie Has Raised the Bar at UNM

The New Mexico Lobos at one time, not all that long ago, were not thought of very highly. In 2012, every publication that came out with a ranking of all 127 college football teams ranked the Lobos in the exact same spot.

USA Today? 127.
 Orlando Sentinel? 127.
 Anyone else? 127.

Well, those Lobos do not exist. Nothing shows the progress of the New Mexico Lobos under Bob Davie

Stat of the Week

58/71

The number of times in 71 games that UNM has had a 100-yard rusher. Against Colorado State, Tyrone Owens became the third Lobo to rush for 100 yards, going for 159 against Colorado State. Coltin Gerhart and Richard McQuarley also have rushed for 100 yards in a game this season.

Special Teams Tackles (2017)

Player	Total	KO	Punt
Michael Sewell, Jr.	2	1	1
Jordan Flack	1	1	0
Willie Hobby, Jr.	1	0	1
Sitivena Tamiavena	1	0	1
Jake Rothschilder	1	0	1
Romell Jordan	1	1	0
Bijon Parker	1	0	1
Kenneth Maxwell	1	1	0
DaQuan Baker	1	1	0
Total	10	5	5

Career Starts

OFFENSE

QBs	'13	'14	'15	'16	'17	Total
13 L. Jordan	4	12	9	6		31
11 Gerhart					1	1
16 Tuioti					1	1
RBs	'13	'14	'15	'16	'17	Total
25 Owens			0	10	8	18
3 McQuarley			1	4	4	9
20 Chestnut			0	1	2	3
4 R. Jordan		1	0	0	0	1
TEs	'13	'14	'15	'16	'17	Total
10 Shuler					3	3
88 Williams					2	2
WRs	'13	'14	'15	'16	'17	Total
5 Reed			1	13	8	22
11 Hart-Johnson				5	0	5
8 Drennan				0	8	8
23 Griffin IV					3	3
18 Davis, Jr.		0	0	0	3	3
OL	'13	'14	'15	'16	'17	Total
55 Jenkins			0	13	13	34
59 Fountain					13	21
72 A. Jordan				7	8	15
77 Grammel				7	2	9
74 Baylor III				0	5	5
78 Castellanos				0	4	4
79 Estrella					3	3
50 Saltes					2	2

DEFENSE

DL	'13	'14	'15	'16	'17	Total
95 Hughes		1	8	11	8	28
53 C. Baker			4	3	8	15
96 Williams				0	7	7
92 Conyers					1	1
98 Okonkwo			0	1	0	1
LBs	'13	'14	'15	'16	'17	Total
2 Carson			9	12	12	33
47 Ocasio				1	8	9
33 Hart				0	1	1
99 Epting					6	6
29 Flack					2	2
DBs	'13	'14	'15	'16	'17	Total
28 J. Rothschilder			4	7	8	19
16 Jacob Girgle				2	6	8
13 Jalin Burrell					8	8
4 Bijon Parker			0	0	7	7
3 D'Angelo Ross					7	7
9 Stanley Barnwell, Jr.				0	2	2
35 Kenneth Maxwell			0	1	0	1
19 Elijah Lilly				0	1	1

Lobos in the NFL

Byron Bell **Dallas Cowboys** **Offensive Tackle**
 Bell was an undrafted free agent and is his sixth season in the NFL and first with the Dallas Cowboys after one with Tennessee and four with the Panthers. He has started 72 games in his NFL career, playing in 83 of 85 games.

Jhurrell Pressley **Jacksonville Jaguars** **Running Back**
 Pressley was signed to the practice squad of Green Bay before being released, and then he was signed to Atlanta's practice squad. He was picked up by Jacksonville for his second NFL season.

Glover Quin **Detroit Lions** **Safety**
 Quin is in his ninth season in the NFL, and fifth with Detroit. Glover was a 4th round draft choice, and the 112th overall pick by the Houston Texans in 2009. He has played in 122 out of a possible 123 games in his career with 573 total tackles, 3.0 sacks, seven forced fumbles, four fumble recoveries, 22 interceptions, 77 passes defensed and two touchdowns.

Marquis Bundy **New York Giants** **Wide Receiver**
 Bundy is in his first season with the Giants after spending part of the 2016 season with the Arizona Cardinals, getting signed to the practice squad after week 12. He joined the Giants in 2017 camp and is on their practice squad.

than the 1-128 list published by College Football News, which listed the Lobos No. 51 in the nation, predicting an 8-4 regular season record. The publication has New Mexico listed as the fourth team from the Mountain West, and the Lobos are listed ahead of 24 Power 5 conference teams, including Mississippi State (53), Syracuse (54), Ole Miss (56), Pitt (57), Michigan State (59), Missouri (62), Kentucky (67), Baylor (68), Vanderbilt (69) and Texas Tech (70).

Davie Establishes Non-Conference Mark

Bob Davie is the only Lobo coach to record two non-conference wins in each of his first six seasons at the helm of the Lobos. He got to that mark with the win over Tulsa.

The only other Lobo coach to ever win at least two non-conference match-ups in the even his first five seasons was Ted Shipkey, who did it from 1937-41. Here are a few things that did not exist the last time a Lobo coach won at least two non-conference games in his first five seasons:

- World War I (World War II hadn't started yet, so World War I was referred to as the Great War.
- Daylight Savings Time (started in 1942)
- Anne Frank's Diary (she started writing it on her 13th birthday in 1942)
- Stephen Hawking (he was born in 1942)
- Color Film (Eastman Kodak invented it in 1942)
- Chemotherapy (This was first tested in 1942 by Alfred Gilman, Louis S. Goodman and Frederick S. Philips)

Making the Grade

The postseason media was truly kind to New Mexico and its 9-4 bowl winning season. USA Today gave a letter grade to all 128 FBS teams, and the Lobos came out with an A, one of just 15 teams with either an A or an A+. In addition, USA Today also ranked the top 10 coaching performances of the 2016 season, and Bob Davie's work with the team was listed among the top 10.

It's easy to see why with a rushing offense that has finished in the top 10 in all five of Coach Davie's seasons, and a defense that has now chopped 50 yards or more from its defensive average the last three seasons. Last year the Lobos led the nation in rushing yards per game, total rushing yards, and yards per carry, as well as setting school records for total offense, rushing offense, and scoring offense.

The Explosion The Offense has Been Waiting For

New Mexico hasn't been quite as explosive as they were last season when they led the nation in rushes of 10, 20, 30, 40, 50, 60 and 70 yards, but they are still in the top 20 or top 10 on most categories. Here is where UNM stands on the long rushing play chart.

Long Rushing Plays

Runs of 10 yards or more	52	T-20th
Runs of 20 yards or more	22	T-12th
Runs of 30 yards or more	8	T-22nd
Runs of 40 yards or more	7	T-9th
Runs of 50 yards or more	5	T-6th
Runs of 60 yards or more	3	T-8th

No Long Return for You

When you have Jason Sanders drilling kickoffs out of the back of the end zone, it makes it easy to not allow a long return. UNM has allowed just five kickoff returns, none longer than 19 yards, and one of those five ended up as a fumbled kickoff. How does that stack up nationally? Well, only New Mexico and Florida have not allowed a kickoff return of 20 or more yards this season, and Florida hasn't allowed a single return this season, while UNM has allowed just five. Florida has 30 kickoffs and 28 touchbacks with the other two kickoffs going out of bounds.

Team Returns Longest

Florida	0*	0
New Mexico	5	19

*Has twice had kickoffs go out of bounds

McQuarley Continues to Move Up The Charts

Richard "Rock" McQuarley's is the current leader on the team with 31 career rushing touchdowns. Here is the current top-10 list at UNM.

CAREER TOUCHDOWNS

	TDs	Player	Year
1.	51	DonTrell Moore	2002-05
2.	35	Jhurrell Pressley	2012-15
3.	34	Rodney Ferguson	2004-08
4.	32	Teriyon Gipson	2013-16
5.	31	Richard McQuarley	2015-present
	31	Stoney Case	1991-94
7.	29	Willie Turrall	1982-85
8.	27	Mike Williams	1975-78
9.	26	Kasey Carrier	2009-13
10.	24	Jhurrell Pressley	2012-15

Record Watch

CAREER RUSHING YARDS

	Yds.	Player	Years
1.	4,973	DonTrell Moore	2002-05
2.	3,862	Mike Williams	1975-78
3.	3,564	Rodney Ferguson	2004-08
4.	3,332	Winslow Oliver	1992-95
5.	3,233	Kasey Carrier	2009-13
6.	3,146	Teriyon Gipson	2013-16
7.	2,935	Fred Henry	1970-72
8.	2,725	Jhurell Pressley	2012-15
9.	2,520	Willie Turrall	1982-85
10.	2,364	Mike Carter	1978-82
11.	2,300	Lamar Jordan	2014-pres.
12.	2,131	Lennox Gordon	1995-98
13.	2,090	Jarrood Baxter	1998-01
14.	2,071	Rocky Long	1969-71
15.	2,030	Jimmy Sayers	1977-80
16.	2,001	Don Perkins	1957-59
17.	1,971	Dave Bookert	1967-69
18.	1,937	Bobby Santiago	1960-62
19.	1,860	Cole Gautsche	2012-16
20.	1,840	Rich Diller	1971-73
21.	1,833	Holmon Wiggins	1998-01
22.	1,692	Tyrone Owens	2015-pres.
23.	1,667	David Osborn	1979-82
24.	1,663	Michael Johnson	1980-83
25.	1,603	Crusoe Gongbay	2011-14
26.	1,531	Sam Scarber	1968-70
27.	1,471	Rudy Krall	1946-48
28.	1,466	Nate McCall	1970-71

Lobo Walk Ons

Here are the Lobo Walk-ons by position that are on the active roster:

QB (3)	Jacob Hennie, Corona, Calif. (Air Force Prep/Santiago HS) Jonah Leyva, Carlsbad, N.M. (Carlsbad HS) Derek Martinez, Albuquerque, N.M. (Cibola HS)
RB (5)	Javohn Jones, Albuquerque, N.M. (La Cueva HS) Bobby Cole, Chatsworth, Calif. (Sierra Canyon HS) Micah Gray, Clovis, N.M. (Clovis HS) Jacob Smith, Albuquerque, N.M. (Cibola HS) Josh Woison, Albuquerque, N.M. (La Cueva HS)
WR (5)	Eljah Gamboa, Farmington, N.M. (Piedre Vista HS) Cade Hackey, Hatch, N.M. (Hatch HS) Rafael Hidalgo, Brooklyn, N.Y. (Hudson Valley JC/Lane HS) Cameron Thomas, Katy, Texas (Seven Lakes HS) Thomas Viera, Albuquerque, N.M. (La Cueva HS)
TE (1)	Aaron Overacker, Albuquerque, N.M. (La Cueva HS)
OL (3)	Jacob Barnhill, Albuquerque, N.M. (Sandia HS) Jacob Mairson, Los Alamos, N.M. (Los Alamos HS) Hayden Wilson, Rio Rancho, N.M. (Cleveland HS)
P (1)	John Mitchell III, Great Falls, Va. (OLOGC HS)
K (3)	Gabriel Dunkle, Glendora, Calif. (Glendora HS) Dylan Kelly-Romero, Los Lunas, N.M. (Los Lunas HS) Andrew Shelley, Albuquerque, N.M. (Eldorado HS)
DB (5)	Johnny Hernandez, Tececula, Calif. Kevin Maresca, Los Alamos, N.M. (Los Alamos HS) Kyle Rothschilder, Westlake Village, Calif. (Westlake HS) Steven Steele, Rio Rancho, N.M. (Cleveland HS) Dorsett Valdez, Albuquerque, N.M. (Volcano Vista HS)
LB (4)	David Brown, Albuquerque, N.M. (Eldorado HS) Matt French, Crestview, Fla (Crestview HS) James Portilla, El Dorado Hills, Calif. (Oak Ridge HS) Xavier Vigil, Santa Fe, N.M. (St. Michael's HS)

Lobo Captains

New Mexico has four captains for the season, all selected by a vote of the players. The selections are three-time captain Lamar Jordan and three first-time captains in Blaise Fountain, Alex Hart and Jake Rothschilder.

For Lamar Jordan, he is the first three-time offensive captain in the history of the program, and he is only the second overall, joining former teammate Dakota Cox.

Wedding Crashers

Corey Bojorquez is not only an ordained minister, but he's a heck of a punter too. This season he joined Jason Sanders on a watch list, getting listed to the Ray Guy Watch List. Bojorquez is averaging 48.8 yards per punt this season, with 18 of his 39 punts going for over 50 yards, including four 70-yarders. He had a 77-yarder against New Mexico State, a 71-yarder against Air Force, a 78-yard punt against Colorado State and against Wyoming he unleashed a 75-yarder. He has also pinned 16 punts inside the 20.

Bojorquez has a nice cushion over Ben Skaer's UNM record for punting average in a season, as Ben averaged 45.8 yards per punt in 2013. That 48.8 average would be good for second in the nation this season, and it would be fifth-best in the history of the FBS.

Bojorquez currently has a 45.1 career average (on 88 punts) and that would top Mike Nesbitt, who averaged 42.9 yards per punt over the 1992-93 seasons. He won't have enough punts to qualify for the NCAA lists for career average.

Last season Corey Bojorquez hit an 80-yard punt, which is the second-longest in UNM history. Of the seven longest punts in UNM history, Bojorquez has four of them.

81	Bob Crandall vs. Colorado State	11/15/1958
80	Corey Bojorquez at Colorado State	11/19/2016
79	Jim Haynes vs. BYU	10/3/1975
79	A.L. Terpening vs. Wyoming	10/18/1952
78	Corey Bojorquez vs. Colorado State	10/20/2017
78	Cort Moffitt vs. Texas Tech	8/26/2000
77	Corey Bojorquez vs. New Mexico State	9/9/2017
75	Corey Bojorquez at Wyoming	10/28/2017

Name	Team	Yr.	Pos.	G	Punts	Yards	Avg.	Punts/G	Yards/G	
1.....	Johnny Townsend	Florida	SR	P	7	41	2031	49.54	5.9	290.1
2.....	Corey Bojorquez	New Mexico	SR	P	8	39	1900	48.72	4.9	237.5
3.....	Michael Dickson	Texas	JR	P	8	44	2130	48.41	5.5	266.3
4.....	Trevor Daniel	Tennessee	SR	P	8	47	2209	47.00	5.9	276.1
5.....	Tom Sheldon	N Carolina	SO	P	7	42	1967	46.83	6.0	281.0
6.....	Cade Coffey	Idaho	FR	K	8	44	2048	46.55	5.5	256.0
7.....	Pressley Harvin III	Ga Tech	FR	P	7	30	1379	45.97	4.3	197.0
8.....	Corey Fatony	Missouri	JR	P	8	34	1560	45.88	4.3	195.0
9.....	Shane Tripucka	Texas A&M	SR	P	8	49	2243	45.78	6.1	280.4
10....	Mitch Wishnowsky	Utah	JR	P	8	30	1369	45.63	3.8	171.1

Bojorquez was named the Ray Guy Punter of the Week award winner for his efforts, the first such honor bestowed on a Lobo punter.

UNM Can Add to This List

Of the top 10 teams that UNM has defeated the most, the Lobos faces off with five of them this season. UNM still has one more opportunity to add to this list. Below is the list:

Pl.	Wins	Opponent
1.	70	New Mexico State
2.	43	UTEP
3.	34	Wyoming
4.	25	Colorado State
5.	24	Northern Arizona
6.	20	Arizona
7.	17	Utah
8.	15	San Diego State
9.	14	Air Force
	14	BYU
	14	Albuquerque Indian School

Looking to Add to the Kickoff Numbers

One of the hallmarks of Bob Davie's teams at New Mexico are kickoff returns. Specifically kickoff return touchdowns. The University of New Mexico now has had nine in the last six seasons, and it could have been 10, but Elijah Lilly's 100-yard return for a touchdown was called back against New Mexico due to a holding call. Still the nine over the last six seasons is third-most, and one behind San Diego State and Kansas State. Below are the top 10 FBS teams in terms of kickoff return touchdowns since 2012 and the top streaks in years.

Graduate Plans

10

The Lobos have 10 players who have already graduated and are working on graduate or second degrees; Daryl Chestnut, Coltin Gerhart, Jacob Girgle, Garrett Hughes, Lamar Jordan, Kenneth Maxwell, Jake Rothschilder, Kyle Rothschilder, Dorsett Valdez and Johnny Williams

Here is where that ranks nationally (Tied for 16th):

- 18 – Northwestern
- 17 – Coastal Carolina
- 14 – Cincinnati, East Carolina
- 13 – Toledo
- 12 – TCU, Alabama, Oregon, Western Illinois
- 11 – Georgia State, Kansas State, Maryland, UCF, USF, Virginia
- 10 – Kent State, Nevada, New Mexico, South Alabama, Texas Tech, West Virginia

Stat of Note

50

The career record for games played at UNM is 50, held by Steven Romero (2013-16), David Anaya, Marquis Bundy and Jhurell Pressley (all 2012-15). The current leader on the team is Jason Sanders with 46 games, meaning if UNM gets to the postseason, and Sanders doesn't miss, he will be the new record holder.

100-yard Rushing Games Under Bob Davie (by Date)

Pl.	Total	Player	Opponent	Date
1.	103	Demarcus Rogers	Southern	9/1/2012
2.	129	Kasey Carrier	at New Mexico State	9/22/2012
3.	191	Kasey Carrier	Texas State	10/6/2012
4.	161	Kasey Carrier	at Hawai'i	10/13/2012
5.	104	Cole Gautsche	at Hawai'i	10/13/2012
6.	338	Kasey Carrier	at Air Force	10/20/2012
7.	136	Kasey Carrier	Fresno State	10/27/2012
8.	149	Cole Gautsche	at Wyoming	11/10/2012
9.	109	Kasey Carrier	at Wyoming	11/10/2012
10.	145	Kasey Carrier	Nevada	11/17/2012
11.	118	Cole Gautsche	UTSA	8/31/2013
12.	291	Kasey Carrier	at UTEP	9/7/2013
13.	191	Kasey Carrier	UNLV	9/28/2013
14.	119	Carlos Wiggins	UNLV	9/28/2013
15.	108	Cole Gautsche	UNLV	9/28/2013
16.	127	Cole Gautsche	New Mexico State	10/5/2013
17.	126	Kasey Carrier	New Mexico State	10/5/2013
18.	113	Cole Gautsche	at Wyoming	10/12/2013
19.	104	Kasey Carrier	at Wyoming	10/12/2013
20.	179	Kasey Carrier	Air Force	11/8/2013
21.	140	Cole Gautsche	Air Force	11/8/2013
22.	184	Cole Gautsche	UTEP	8/30/2014
23.	139	Crusoe Gongbay	at New Mexico State	9/20/2014
24.	163	Crusoe Gongbay	Fresno State	9/26/2014
25.	106	Lamar Jordan	at UTSA	10/4/2014
26.	102	Jhurell Pressley	at UTSA	10/4/2014
27.	148	Jhurell Pressley	at Air Force	10/18/2014
28.	138	Jhurell Pressley	at UNLV	11/1/2014
29.	154	Jhurell Pressley	vs. Boise State	11/8/2014
30.	205	Teriyon Gipson	vs. Boise State	11/8/2014
31.	109	Jhurell Pressley	at Colorado State	11/22/2014
32.	101	Jhurell Pressley	Wyoming	11/29/2014
33.	108	Daryl Chestnut	Mississippi Valley St.	9/5/2015
34.	147	Lamar Jordan	at Wyoming	9/26/2015
35.	103	Jhurell Pressley	at Wyoming	9/26/2015
36.	157	Lamar Jordan	New Mexico State	10/3/2015
37.	142	Teriyon Gipson	New Mexico State	10/3/2015
38.	132	Jhurell Pressley	Boise State	11/14/2015
39.	170	Jhurell Pressley	Air Force	11/28/2015
40.	135	Lamar Jordan	Arizona	12/19/2015
41.	181	Teriyon Gipson	South Dakota	9/1/2016
42.	101	Lamar Jordan	at Rutgers	9/17/2016
43.	156	Teriyon Gipson	San Jose State	10/1/2016
44.	117	Tyrone Owens	San Jose State	10/1/2016
45.	139	Lamar Jordan	Boise State	10/7/2016
46.	140	Teriyon Gipson	vs. Air Force	10/15/2016
47.	126	Tyrone Owens	vs. Air Force	10/15/2016
48.	171	Tyrone Owens	ULM	10/22/2016
49.	134	Tyrone Owens	at Hawai'i	10/29/2016
50.	121	Teriyon Gipson	Nevada	11/5/2016
51.	107	Teriyon Gipson	at Utah State	11/12/2016
52.	157	Tyrone Owens	at Colorado State	11/19/2016
53.	217	Teriyon Gipson	Wyoming	11/26/2016
54.	176	Lamar Jordan	Wyoming	11/26/2016
55.	121	Richard McQuarley	Wyoming	11/26/2016
56.	156	Coltin Gerhart	at Tulsa	9/23/2017
57.	179	Richard McQuarley	Air Force	9/30/2017
58.	159	Tyrone Owens	Colorado State	10/20/2017

Current Streaks (Years)

Kansas State	13
New Mexico	7*
Oregon State	4*
Duke	4*
Marshall	4

*not extended yet

School	2017	2016	2015	2014	2013	2012	-	Total
San Diego State	2	3	3	0	0	2	-	10
Kansas State	1	1	4	1	1	2	-	10
New Mexico	0	1	1	2	3	2	-	9
Duke	0	1	4	1	2	0	-	8
Utah	0	1	1	1	0	4	-	7
Rutgers	0	1	3	0	2	0	-	6
UTEP	0	0	0	2	2	2	-	6
Marshall	2	1	2	1	0	0	-	6
UAB	0	x	x	4	1	0	-	5
Texas Tech	0	0	2	0	1	2	-	5
Oklahoma State	0	0	0	2	1	2	-	5

UNM Excelling in the Classroom As Well

Not only does New Mexico succeed on the field, but they succeed in the classroom as well. For 2016, the Lobos picked up 19 Mountain West All-Academic selections, tying for the second-most in the history of the program and equaling the 19 from last season. The school record was under Coach Davie as well, in 2014 when the team picked up 20. Overall the 58 honorees over the last three years is the best three-year stretch in school history.

The Lobos in 2016 had a team GPA of 2.68, and that was the second-best grade point average over the past 30 Fall semesters. In addition, the Lobos also had a First Team CoSIDA Academic All-America selection in Garrett Adcock, the first since Vince Natali in 2007.

The Lobos also had five players, Dakota Cox, Javohn Jones, James McNeely, Jake Rothschiller and Kyle Rothschiller all earn Mountain West scholar-athlete.

Breaking 5,000

The Lobos hit the 5,000-yard mark for the season in the penultimate game of the 2016 season and it marked the eighth time in school history that UNM has broken the 5,000-yard mark. UNM then set the school record for total yards in the bowl game. After doing it just once from 1995-2011, the 5,000-yard mark has now happened in three of Bob Davie's five seasons. Here are all eight seasons of 5,000 yards for New Mexico football.

2016	5,939 yards
1994	5,664 yards
1986	5,269 yards
2003	5,207 yards
1985	5,165 yards
1971	5,148 yards
2013	5,062 yards
2015	5,046 yards

UNM over a 12 game season needs to average 416.7 yards per game in total offense. UNM is currently averaging 387.4 yards per game, and over the course of a 13-game season (counting a bowl), that would equate to 5,036 yards for the season, which would be ninth-best in school history.

Davie One Win Out of Fifth

Bob Davie is now tied for sixth place on the UNM all-time coaching charts, and that's among 31 coaches in the program's history.

Pl. Coach	Years	W	L	T	PCT
1. Rocky Long	1998-08	65	69	0	.485
2. Roy Johnson	1920-30	41	32	6	.557
3. Bill Weeks	1960-67	40	41	1	.494
4. Dennis Franchoine	1992-97	33	36	0	.478
5. Bill Mondt	1974-79	31	37	1	.457
6. Bob Davie	2012-present	30	41	0	.423
Ted Shipkey	1937-41	30	17	2	.633
8. Rudy Feldman	1968-73	24	37	2	.397
9. Willis Barnes	1942-46	19	20	5	.489
10. Joe Morrison	1980-82	18	15	1	.544

Stat Tracker

4

The number of schools in which the head football coach and the university president both got their undergrads at the same school. New Mexico's Bob Davie and president Chaouki Abdallah both graduated from Youngstown State. Other schools on the list are Air Force, Oklahoma State and BYU. Those other three are all at their alma maters.

Stat Tracker

27

The number of players from New Mexico that are on the roster. Based on online rosters of all 130 FBS teams, UNM's 27 New Mexico players is more than double any other team.

100-yard Rushing Games Under Bob Davie (by Yards)

Pl.	Total	Player	Opponent	Date
1.	338	Kasey Carrier	at Air Force	10/20/2012
2.	291	Kasey Carrier	at UTEP	9/7/2013
3.	217	Teriyon Gipson	Wyoming	11/26/2016
4.	205	Teriyon Gipson	vs. Boise State	11/8/2014
5.	191	Kasey Carrier	UNLV	9/28/2013
	191	Kasey Carrier	Texas State	10/6/2012
7.	184	Cole Gautsche	UTEP	8/30/2014
8.	181	Teriyon Gipson	South Dakota	9/1/2016
9.	179	Richard McQuarley	Air Force	9/30/2017
	179	Kasey Carrier	Air Force	11/8/2013
11.	176	Lamar Jordan	Wyoming	11/26/2016
12.	171	Tyrone Owens	ULM	10/22/2016
13.	170	Jhurell Pressley	Air Force	11/28/2015
14.	163	Crusoe Gongbay	Fresno State	9/26/2014
15.	161	Kasey Carrier	at Hawai'i	10/13/2012
16.	159	Tyrone Owens	Colorado State	10/20/2017
17.	157	Tyrone Owens	at Colorado State	11/19/2016
	157	Lamar Jordan	New Mexico State	10/3/2015
19.	156	Coltin Gerhart	at Tulsa	9/23/2017
	156	Teriyon Gipson	San Jose State	10/1/2016
21.	154	Jhurell Pressley	vs. Boise State	11/8/2014
22.	149	Cole Gautsche	at Wyoming	11/10/2012
23.	148	Jhurell Pressley	at Air Force	10/18/2014
24.	147	Lamar Jordan	at Wyoming	9/26/2015
25.	145	Kasey Carrier	Nevada	11/17/2012
26.	142	Teriyon Gipson	New Mexico State	10/3/2015
27.	140	Teriyon Gipson	vs. Air Force	10/15/2016
28.	140	Cole Gautsche	Air Force	11/8/2013
29.	139	Lamar Jordan	Boise State	10/7/2016
	139	Crusoe Gongbay	at New Mexico State	9/20/2014
31.	138	Jhurell Pressley	at UNLV	11/1/2014
32.	136	Kasey Carrier	Fresno State	10/27/2012
33.	135	Lamar Jordan	Arizona	12/19/2015
34.	134	Tyrone Owens	at Hawai'i	10/29/2016
35.	132	Jhurell Pressley	Boise State	11/14/2015
36.	129	Kasey Carrier	at New Mexico State	9/22/2012
37.	127	Cole Gautsche	New Mexico State	10/5/2013
38.	126	Tyrone Owens	vs. Air Force	10/15/2016
39.	126	Kasey Carrier	New Mexico State	10/5/2013
40.	121	Richard McQuarley	Wyoming	11/26/2016
41.	121	Teriyon Gipson	Nevada	11/5/2016
42.	119	Carlos Wiggins	UNLV	9/28/2013
43.	118	Cole Gautsche	UTSA	8/31/2013
44.	117	Tyrone Owens	San Jose State	10/1/2016
45.	113	Cole Gautsche	at Wyoming	10/12/2013
46.	109	Kasey Carrier	at Wyoming	11/10/2012
	109	Jhurell Pressley	at Colorado State	11/22/2014
48.	108	Daryl Chestnut	Mississippi Valley St.	9/5/2015
	108	Cole Gautsche	UNLV	9/28/2013
50.	107	Teriyon Gipson	at Utah State	11/12/2016
51.	106	Lamar Jordan	at UTSA	10/4/2014
52.	104	Cole Gautsche	at Hawai'i	10/13/2012
	104	Kasey Carrier	at Wyoming	10/12/2013
54.	103	Jhurell Pressley	at Wyoming	9/26/2015
	103	Demacrus Rogers	Southern	9/1/2012
56.	102	Jhurell Pressley	at UTSA	10/4/2014
57.	101	Lamar Jordan	at Rutgers	9/17/2016
	101	Jhurell Pressley	Wyoming	11/29/2014

Trending the Right Way!

New Mexico's total defense is continuing a trend of improvement as UNM's total defense has improved every season since 2013. While the yardage totals are improved, it's really noticeable in the improvement in the NCAA rushing defense rankings:

Yardage	2017	2016	2015	2014	2013
Rushing Defense	138.6	172.5	192.7	269.0	256.8
Passing Defense	233.1	222.3	244.7	250.0	259.4
Total Defense	380.7	394.8	437.4	519.0	516.2

NCAA Rank	2017	2016	2015	2014	2013
Rushing Defense	41	65	93	125	122
Passing Defense	81	59	93	95	103
Total Defense	50	76	97	127	121

The Lobos seem on their way to improving their yards per game allowed for a fifth straight year. Currently, along with UNM, three other teams are in the same boat, Washington State, Michigan and Troy. There are four other teams that could join those four; Ohio, Ohio State, Colorado and Temple

Yardage	2017	2016	2015	2014	2013
New Mexico	371.8	394.8	437.4	519.0	516.2
Michigan	255.5	261.8	280.7	311.3	371.5
Washington State	308.6	405.9	416.8	442.3	458.0
Troy	317.4	366.5	391.3	454.0	483.2

Been There Before

The Lobo coaching staff has been amazing in its consistency, and the squad has a very veteran top three of head man, defensive coordinator and offensive coordinator. On opening day, New Mexico head coach Bob Davie was 62, defensive coordinator Kevin Cosgrove was 62, and offensive coordinator Bob DeBesse was 57. That means UNM's top three add up to 181 years. In looking around the FBS, that's easily the most veteran top three among any of the current FBS staffs. Here are the top five staffs in terms of years.

School	Total
New Mexico	181
Tulsa	166
Akron	163
Navy	163
Nebraska	150

Jordan Gets Closer to the Top

The single most subjective stat is quarterback wins. UNM's record book lists wins by a starting quarterback, which is hard to figure these days when UNM uses two quarterbacks. If you go back through Lamar Jordan's career, you would probably credit him with 16 wins, which means regardless of when he was the starter or not he is now tied for third in school history for QB wins.

MOST WINS - QUARTERBACK - CAREER

Quarterback	Wins	Years
1. Casey Kelly	19	2000-03
2. Jim Cromartie	18	1960-62
3. Lamar Jordan	16	2014-present
Rocky Long	16	1969-71
Stan Quintana	16	1963-65
6. Stoney Case	15	1991-94
7. David Osborn	14	1979-82
Donovan Porterie	14	2006-09
9. Kole McKamey	13	2003-06
10. Graham Leigh	12	1996-98

On This Date

The game on November 4 will be UNM's 13th game ever on this date, and the team is 4-8 in those games.

Res	Date	Opponent	Score	Site
L	11/4/2000	San Diego St. (CA)	16-17	Albuquerque, NM
L	11/4/1995	San Diego St. (CA)	29-38	San Diego, CA
L	11/4/1989	San Diego St. (CA)	28-45	San Diego, CA
W	11/4/1978	Utah	24-12	Salt Lake City, UT
L	11/4/1972	San Jose St. (CA)	7-14	Albuquerque, NM
L	11/4/1967	Arizona	13-48	Tucson, AZ
W	11/4/1961	Utah	21-16	Albuquerque, NM
L	11/4/1950	Arizona	0-38	Albuquerque, NM
L	11/4/1944	Colorado	0-39	Pueblo, CO
W	11/4/1933	New Mexico Highlands	45-6	Albuquerque, NM
W	11/4/1922	West Texas A&M	12-0	Albuquerque, NM
L	11/4/1910	N.M. Military Institute	0-80	Roswell, NM

Stat Tracker

6

The number of schools with three-year captains this season:

Lamar Jordan, New Mexico
Phillip Lindsay, Colorado
Ja'Whaun Bentley, Purdue
Justin Lawler, SMU
Courtland Sutton, SMU
JT Barrett, Ohio State
Zaire Franklin, Syracuse

Stat Tracker

14

That's the number touchdowns on the last 37 drives at home, and it's actually 14 touchdowns on the last 31 drives. Conversely, UNM has now gone 37 consecutive road drives without a touchdown.

Record Watch

CAREER PAT

	PATs	Player	Years
1.	102	Jason Sanders	2014-present
2.	100	Colby Cason	1995-97
3.	99	Joe Hartshorne	1969-71
4.	91	Kenny Byrd	2002-06
5.	89	Justus Adams	2010-13
6.	85	David Margolis	1989-92
7.	84	Joe Bibbo	1983-86
8.	83	James Aho	2008-11
9.	80	Wes Zunker	2001-04
10.	72	Bob Berg	1973-75

SEASON PUNTING

		Year	No.	Yards	Avg.
1.	Corey Bojorquez	2017	39	1,900	48.8
2.	Ben Skaer	2013	47	2,152	45.9
3.	A.L. Terpening	1954	41	1,869	45.6
4.	Mike Nesbitt	1993	53	2,387	45.0
5.	Steve Bauer	1973	61	2,699	44.2
6.	Adam Miller	2009	64	2,819	44.0

CAREER PUNTING (100 punts)

		Years	No.	Yards	Avg.
1.	Corey Bojorquez	2016-17	88	3,967	45.08
2.	Mike Nesbitt	1992-93	103	4,418	42.89
3.	Jason Bloom	1995-98	181	7,743	42.78
4.	Ron Keller	1983-86	252	10,737	42.60
5.	Steve Bauer	1973-74	131	5,556	42.41
6.	Zack Rogers	2012-15	124	5,223	42.12

All-Time Results vs. USU

Date	Location	UNM	CSU
11/12/2016	Logan, UT	24	21
11/7/2015	Albuquerque, NM	14	13
11/15/201	4Logan, UT	21	28
10/19/2013	Albuquerque, NM	10	45
10/4/2003	Albuquerque, NM	34	7
10/19/2002	Logan, UT	44	45
9/12/1998	Albuquerque, NM	39	36
9/20/1997	Logan, UT	25	22
9/17/1966	Albuquerque, NM	17	8
10/17/1964	Albuquerque, NM	3	14
10/12/1963	Logan, UT	14	47
10/13/1962	Albuquerque, NM	14	13
10/14/1961	Logan, UT	7	41
10/15/1960	Albuquerque, NM	7	46
10/10/1959	Logan, UT	28	6
10/11/1958	Albuquerque, NM	34	14
10/12/1957	Logan, UT	14	10
9/29/1956	Albuquerque, NM	27	19
10/8/1955	Logan, UT	0	18
10/2/1954	Albuquerque, NM	0	6
9/26/1953	Logan, UT	0	6
12/6/1952	Albuquerque, NM	28	0
12/1/1951	Albuquerque, NM	17	13

Plenty of things have happened on November 4 in history. Barack Obama becomes the first person of biracial or African-American descent to be elected President of the United States, becoming the 44th president (2008), Israeli Prime Minister Yitzhak Rabin was assassinated (1995), Ronald Reagan is elected the 40th President (1980), 90 hostages, 53 of which are Americans are taken hostage in Iran, and they would not be released until the day of President Reagan's inauguration (1979), due to the Oil Crisis, Holland holds "Car-Free Sunday" (1973), Dwight Eisenhower is elected the 34th President (1952), Calvin Coolidge is elected president (1924), archaeologist Howard Carter discovers the entrance to the tomb of King Tut (1922), Scottish physician Sir James Young Simpson discovers chloroform (1847), Mozart's Symphony No. 36 is performed for the first time (1783), the future Mary II of England weds William, Prince of Orange. They eventually will rule England as William & Mary (1677) and in a confusing beginning of the end to the Tudor Dynasty, Catherine of Aragon meets Arthur Tudor. They would later marry, and Arthur would die six months later with the marriage unconsummated, paving the way for Catherine to become the first wife of Arthur's brother, Henry VIII (1501).

Famous people born on November 4 include football player Devin Hester (Chicago Bears, 1982), football player Vince Wilfork (New England, 1981), actor Matthew McConaughey (We Are Marshall/Dallas Buyer's Club, 1969), rapper Sean Combs (Puffy Daddy/P. Diddy/Puffy/Diddy, 1969), baseball player Carlos Baerga (Cleveland Indians, 1968), baseball player Eric Karros (Chicago Cubs, 1967), television host Jeff Probst (Survivor, 1961), comedienne Kathy Griffin (1960), singer Chris Difford (Squeeze, 1954), actress Markie Post (Night Court, 1950), former First Lady Laura Bush (1946), singer Delbert McClinton (1940), actress Loretta Swit (M*A*S*H, 1937), actress Doris Roberts (Everybody Loves Raymond, 1925), actor Art Carney (The Honeymooners, 1918), Ruth Handler, otherwise known as the woman who created the Barbie doll (1916), Walter Cronkite (1916) and actor Will Rogers (1879).

On this day the world lost journalist Andy Rooney (2011), baseball manager Sparky Anderson (Detroit Tigers/Cincinnati Reds, 2010), author Michael Crichton (Jurassic Park, 2008), Cy Young (1958), baseball player Grover Cleveland Alexander (1950) and Chinese Empress Zhang (915).

The New Mexico Man

Ever since Bob Davie became head coach, UNM has designated a walk-on, or former walk-on player as the "New Mexico Man" each week during the season. The designated player leads the team onto the field with the New Mexico state flag before home games as well as in Las Cruces at the Rio Grande Rivalry game between the Lobos and New Mexico State. The player runs with the flag across the field to the north end zone, where he waves it for the home crowd.

Coach Davie and his staff will select the weekly player, based on dedication, work ethic, team spirit and unselfishness that exemplifies Lobo football and the state of New Mexico. "Walk-ons are critical to our success here at UNM," Davie said at the implementation of the program. "I have tremendous respect for all of them and want to have a way to recognize their importance and contributions to the program." The following is the complete list of New Mexico Men for the program since its inception in 2012.

2012 New Mexico Men

Sept. 1	Jeric Magnant (Rio Rancho)	Southern
Sept. 22	David Anaya (Roswell)	at New Mexico State
Sept. 29	David Anaya (Roswell)	Boise State
Oct. 6	Reece White (Rio Rancho)	Texas State
Oct. 27	Tim Foley (Rio Rancho)	Fresno State
Nov. 10	Greg Rivara (Albuquerque)	Wyoming
Nov. 17	Matt Raymer (Albuquerque)	Nevada

2013 New Mexico Men

Aug. 31	Reece White (Rio Rancho)	UTSA
Sept. 28	Randy Williams (Albuquerque)	UNLV
Oct. 5	David Anaya (Roswell)	New Mexico State
Oct. 19	Steven Romero (Albuquerque)	Utah State
Nov. 8	Tim Foley (Rio Rancho)	Air Force
Nov. 16	Jack Lamm (Albuquerque)	Colorado State

2014 New Mexico Men

Aug. 30	Greg Wortman (Los Lunas)	UTEP
Sept. 6	Randy Williams (Albuquerque)	Arizona State
Sept. 20	David Anaya (Roswell)	at New Mexico State
Sept. 26	Geoff Smelser (Las Cruces)	Fresno State
Oct. 10	Zack Rogers (Rio Rancho)	San Diego State
Nov. 8	John Russo (Albuquerque)	Boise State
Nov. 29	Marcus Lopez (Santa Rosa)	Wyoming

2015 New Mexico Men

Sept. 5	David Georges (Albuquerque)	Miss. Valley State
Sept. 12	Sam Gentry (Albuquerque)	Tulsa
Oct. 3	David Anaya (Roswell)	New Mexico State
Oct. 17	Jack Lamm (Albuquerque)	Hawai'i
Nov. 7	Geoff Smelser (Las Cruces)	Utah State
Nov. 21	David Anaya (Roswell)	Colorado State
Nov. 28	Reece White (Rio Rancho)	Air Force

2016 New Mexico Men

Sept. 1	Jack Lamm (Albuquerque)	South Dakota
Sept. 10	Cole Gautsche (Rio Rancho)	at New Mexico State
Oct. 1	John Russo (Albuquerque)	San Jose State
Oct. 7	Michael Walsh (Albuquerque)	Boise State
Oct. 22	Steven Steele (Rio Rancho)	ULM
Nov. 5	Javohn Jones (Albuquerque)	Nevada
Nov. 26	Steven Romero (Albuquerque)	Wyoming

2017 New Mexico Men

Sept. 2	Javohn Jones (Albuquerque)	Abilene Christian
Sept. 9	Steven Steele (Rio Rancho)	New Mexico State
Sept. 30	Derek Martinez (Albuquerque)	Air Force
Oct. 20	Jacob Smith (Albuquerque)	Colorado State
Nov. 4		Utah State
Nov. 17		UNLV

Birthday Chart

September

Date	Player/Coach	Age
7	Michael Sewell, Jr.	21
13	Corey Bojorquez	21
13	Aaron Jenkins	22
15	Jared EnRico	20
15	Saga Tuitele	36
20	Jalin Burrell	21
22	Corey Hightower	20
23*	Micah Gray	19
26	Clay Davie	30
30*	Bob DeBesse	58
30*	Bob Davie	63

October

Date	Player/Coach	Age
2	Lamar Jordan	23
7	Avery Jordan	23
9	Hayden Wilson	19
15	Nico Bolden	19
27	Blair Manly	21
29	D'Angelo Ross	21
31	Apollo Wright	42

November

Date	Player/Coach	Age
9	Jacob Barnhill	19
16	Jason Sanders	22
17*	Delane Hart-Johnson	22
18	Kentrail Moran	20
23	Kene Okonkwo	22

December

Date	Player/Coach	Age
1	Garrett Hughes	23
3	Daryl Chestnut	23
5	Steven Steele	23
6	Izrael Castellanos	21
7	Emmanuel Joseph	20
12	Anselm Umeh	20
14	Brandon Shook	20
17	Patrick Reed	22
20	Austin Ocasio	23
21	Charlie Grammel	21

SEPT. 2 VS. ABILENE CHRISTIAN



SEPT. 9 VS. NMSU



SEPT. 14 AT BOISE STATE



SEPT. 23 AT TULSA



SEPT. 30 VS. AIR FORCE



OCT. 14 AT FRESNO STATE



OCT. 20 VS. COLORADO ST.



OCT. 28 AT WYOMING



NOV. 4 VS. UTAH STATE



NOV. 11 AT TEXAS A&M



NOV. 17 VS. UNLV



NOV. 24 AT SAN DIEGO ST.



2017
Date Opponent TKL TFL-Yds Sack-Yds FF FR-Yds PBU INT-yds TD
Sept 2 ACU 0 0.0-0 0.0-0 0 0-0 0 0-0 0

#LB - 99 Rhashaun Epting
2017
Date Opponent TKL TFL-Yds Sack-Yds FF FR-Yds PBU INT-yds TD

DL - #52 Aaron Blackwell
2017
Date Opponent TKL TFL-Yds Sack-Yds FF FR-Yds PBU INT-yds TD

DL - #53 Cody Baker
2015
Date Opponent TKL TFL-Yds Sack-Yds FF FR-Yds PBU INT-yds TD

2016
Date Opponent TKL TFL-Yds Sack-Yds FF FR-Yds PBU INT-yds TD

2017
Date Opponent TKL TFL-Yds Sack-Yds FF FR-Yds PBU INT-yds TD

DL - #55 Emmanuel Joseph
2017
Date Opponent TKL TFL-Yds Sack-Yds FF FR-Yds PBU INT-yds TD

DL - #92 Jermane Conyers
2017
Date Opponent TKL TFL-Yds Sack-Yds FF FR-Yds PBU INT-yds TD

#DL - #93 Nahje Flowers
2017
Date Opponent TKL TFL-Yds Sack-Yds FF FR-Yds PBU INT-yds TD

DL - #95 Garrett Hughes
2014
Date Opponent TKL TFL-Yds Sack-Yds FF FR-Yds PBU INT-yds TD

2015
Date Opponent TKL TFL-Yds Sack-Yds FF FR-Yds PBU INT-yds TD

2016
Date Opponent TKL TFL-Yds Sack-Yds FF FR-Yds PBU INT-yds TD

2017
Date Opponent TKL TFL-Yds Sack-Yds FF FR-Yds PBU INT-yds TD

DL - #96 Johnny Williams
2016
Date Opponent TKL TFL-Yds Sack-Yds FF FR-Yds PBU INT-yds TD

2017
Date Opponent TKL TFL-Yds Sack-Yds FF FR-Yds PBU INT-yds TD

DL - #98 Kene Okonkwo

2014
Date Opponent TKL TFL-Yds Sack-Yds FF FR-Yds PBU INT-yds TD
Aug 30 UTEP Did Not Play
Sept 6 ASU Did Not Play
Sept 20 at NMSU Did Not Play
Sept 26 FS 2 1.0-8 1.0-8 0 0-0 0 0-0 0
Oct 4 at UTSA Did Not Play
Oct 10 SDSU 0 0.0-0 0.0-0 0 0-0 0 0-0 0
Oct 18 at AFA 0 0.0-0 0.0-0 0 0-0 0 0-0 0
Nov 1 at UNLV 0 0.0-0 0.0-0 0 0-0 0 0-0 0
Nov 8 BSU Did Not Play
Nov 15 at USU 0 0.0-0 0.0-0 0 0-0 0 0-0 0
Nov 22 at CSU 1 0.0-0 0.0-0 0 0-0 0 0-0 0
Nov 29 WYO Did Not Play
TOTAL 3 1.0-8 1.0-8 0 0-0 0 0-0 0

2015
Date Opponent TKL TFL-Yds Sack-Yds FF FR-Yds PBU INT-yds TD
Sept 5 MVSU 0 0.0-0 0.0-0 0 0-0 0 0-0 0
Sept 12 Tulsa 2 0.5-0 0.0-0 0 0-0 0 0-0 0
Sept 18 at ASU 0 0.0-0 0.0-0 0 0-0 0 0-0 0
Sept 26 at WYO 0 0.0-0 0.0-0 0 0-0 0 0-0 0
Oct 3 NMSU 0 0.0-0 0.0-0 0 0-0 0 0-0 0
Oct 10 at UNR Did Not Play
Oct 17 HAW Did Not Play
Oct 24 at SJSU Did Not Play
Nov 7 USU Did Not Play
Nov 14 at BSU Did Not Play
Nov 21 CSU Did Not Play
Nov 28 AFA Did Not Play
Dec. 19 ARIZ Did Not Play
TOTAL 2 0.5-0 0.0-0 0 0-0 0 0-0 0

2016
Date Opponent TKL TFL-Yds Sack-Yds FF FR-Yds PBU INT-yds TD
Sept 1 USD 0 0.0-0 0.0-0 0 0-0 0 0-0 0
Sept 10 at NMSU 1 0.0-0 0.0-0 0 0-0 0 0-0 0
Sept 17 at RU 1 0.0-0 0.0-0 0 0-0 0 0-0 0
Oct 1 SJSU 1 0.0-0 0.0-0 0 0-0 0 0-0 0
Oct 7 BSU 2 0.0-0 0.0-0 0 0-0 0 0-0 0
Oct 15 vs. AFA 2 0.0-0 0.0-0 0 0-0 0 0-0 0
Oct 22 ULM 8 0.5-2 0.5-2 0 0-0 0 0-0 0
Oct 29 at UH 1 0.0-0 0.0-0 0 0-0 0 0-0 0
Nov 5 NEV 1 0.0-0 0.0-0 0 0-0 0 0-0 0
Nov 12 at USU 1 0.0-0 0.0-0 0 0-0 0 0-0 0
Nov 19 at CSU 4 0.0-0 0.0-0 0 0-0 0 0-0 0
Nov 26 WYO 0 0.0-0 0.0-0 0 0-0 0 0-0 0
Dec 17 UTSA 1 0.0-0 0.0-0 0 0-0 0 0-0 0
TOTAL 23 0.5-2 0.5-2 0 0-0 0 0-0 0

2017
Date Opponent TKL TFL-Yds Sack-Yds FF FR-Yds PBU INT-yds TD
Sept 2 ACU 1 0.0-0 0.0-0 0 0-0 0 0-0 0
Sept 9 NMSU 5 0.0-0 0.0-0 0 0-0 0 0-0 0
Sept 14 at BSU 2 0.5-0 0.0-0 0 0-0 0 0-0 0
Sept 23 at Tulsa 4 0.5-0 0.0-0 0 0-0 0 0-0 0
Sept 30 AFA 8 1.5-5 0.0-0 0 0-0 0 0-0 0
Oct 14 at FS 3 0.0-0 0.0-0 0 0-0 0 0-0 0
Oct 20 CSU 3 2.0-5 0.0-0 0 0-0 0 0-0 0
Oct 28 at WYO 2 0.0-0 0.0-0 0 0-0 0 0-0 0
Nov 4 USU Did Not Play
Nov 11 TA&M Did Not Play
Nov 17 UNLV Did Not Play
Nov 24 at SDSU Did Not Play
TOTAL 28 4.5-10 0.0-0 0 0-0 0 0-0 0
CAREER 56 6.5-20 1.5-10 0 0-0 0 0-0 0

P - #30 Corey Bojorquez
2016
Date Opponent No Yds Avg Lg Blkd TB FC 50+ i20
Sept 1 USD 4 116 29.0 45 0 0 1 0 1
Sept 10 at NMSU 2 81 40.5 46 0 1 0 0 0
Sept 17 at RU 8 308 38.5 52 0 1 0 2 2
Oct 1 SJSU 5 221 44.2 53 0 1 2 2 1
Oct 7 BSU 3 116 38.7 56 0 0 0 1 1
Oct 15 vs. AFA 5 185 37.0 46 0 0 3 0 2
Oct 22 ULM 1 44 44.0 44 0 0 0 0 0
Oct 29 at UH 6 283 47.2 56 0 0 1 3 1
Nov 5 NEV 4 211 52.8 66 0 0 3 2 2
Nov 12 at USU 2 87 43.5 48 0 0 2 0 0
Nov 19 at CSU 4 202 50.5 80 0 0 0 1 1
Nov 26 WYO 2 96 48.0 50 0 0 0 1 2
Dec 17 UTSA 3 117 39.0 43 0 1 1 0 0
TOTAL 49 2067 42.2 80 0 4 13 12 13

2017
Date Opponent No Yds Avg Lg Blkd TB FC 50+ i20
Sept 2 ACU 1 37 37.0 37 0 0 1 0 1
Sept 9 NMSU 8 401 50.1 77 0 2 2 5 2
Sept 14 at BSU 6 250 41.7 52 0 2 2 1 0
Sept 23 at Tulsa 1 46 46.0 46 0 1 0 0 0
Sept 30 AFA 5 257 51.4 71 0 1 2 3 1
Oct 14 at FS 9 414 46.0 62 0 1 6 3 7
Oct 20 CSU 3 176 57.7 78 0 0 0 1 2
Oct 28 at WYO 6 322 53.7 75 0 2 1 5 3
Nov 4 USU Did Not Play
Nov 11 TA&M Did Not Play
Nov 17 UNLV Did Not Play
Nov 24 at SDSU Did Not Play
TOTAL 39 1903 48.8 78 0 9 14 18 16
CAREER 88 3970 45.1 80 0 13 27 30 29

K - #95 Jason Sanders
2014
Date Opponent FGM FGA LG XPMXPA PTS KO YDS AVG TB OB
Aug 30 UTEP 0 0 0 0 0 5 325 65.0 3 0
Sept 6 ASU 0 0 0 0 0 4 260 65.0 4 0
Sept 20 at NMSU 0 0 0 0 0 7 414 59.1 4 0
Sept 26 FS 0 0 0 0 0 5 314 62.8 3 0
Oct 4 at UTSA 0 0 0 0 0 4 258 64.5 3 0
Oct 10 SDSU 0 0 0 0 0 3 157 52.3 1 0
Oct 18 at AFA 0 0 0 0 0 6 387 64.5 5 1
Nov 1 at UNLV 0 0 0 0 0 6 367 61.2 2 0
Nov 8 BSU 0 0 0 0 0 8 514 64.2 5 0
Nov 15 at USU 0 0 0 0 0 4 252 63.0 2 0
Nov 22 at CSU 0 0 0 0 0 4 220 55.0 2 0
Nov 29 WYO 0 0 0 0 0 6 383 63.8 3 0
TOTAL 0 0 0 0 0 62 3851 62.1 37 1

2015
Date Opponent FGM FGA LG XPMXPA PTS KO YDS AVG TB OB
Sept 5 MVSU 1 1 28 9 9 12 11 715 65.0 5 0
Sept 12 Tulsa 0 1 0 3 3 3 4 260 65.0 4 0
Sept 18 at ASU 1 2 32 1 1 4 3 195 65.0 2 0
Sept 26 at WYO 1 1 22 5 5 8 7 440 62.9 7 0
Oct 3 NMSU 0 2 0 4 4 4 6 388 64.7 5 0
Oct 10 at UNR 0 0 0 0 0 0 4 260 65.0 3 0
Oct 17 HAW 0 0 0 0 0 5 308 61.6 4 0
Oct 24 at SJSU 0 0 0 0 0 4 259 64.8 1 0
Nov 7 USU 0 0 0 0 0 3 191 63.7 2 0
Nov 14 at BSU 0 0 0 0 0 6 385 64.2 3 1
Nov 21 CSU 0 0 0 0 0 4 256 64.0 2 0
Nov 28 AFA 0 0 0 0 0 9 558 62.0 8 0
Dec. 19 ARIZ 0 0 0 0 0 6 388 64.7 4 0
TOTAL 3 7 32 22 22 31 72 4603 63.9 50 1

2016
Date Opponent FGM FGA LG XPMXPA PTS KO YDS AVG TB OB
Sept 1 USD 2 2 27 6 6 12 9 577 64.1 8 0
Sept 10 at NMSU 1 1 41 4 4 7 6 379 63.2 4 0
Sept 17 at RU 0 1 0 4 4 4 4 260 65.0 4 0
Oct 1 SJSU 2 2 45 6 6 12 8 520 65.0 8 0
Oct 7 BSU 0 0 0 3 3 3 4 260 65.0 4 0
Oct 15 vs. AFA 1 1 49 6 6 9 8 516 64.5 7 0
Oct 22 ULM 1 1 36 8 8 11 10 650 65.0 10 0
Oct 29 at UH 0 0 0 4 4 4 5 311 62.2 2 1
Nov 5 NEV 0 0 0 5 5 5 6 390 65.0 5 0
Nov 12 at USU 3 3 40 1 1 10 6 390 65.0 4 0
Nov 19 at CSU 1 1 51 4 4 7 5 295 59.0 4 0
Nov 26 WYO 0 0 0 8 8 8 9 580 64.4 7 0
Dec 17 UTSA 1 1 52 2 3 5 4 253 63.2 2 0
TOTAL 12 13 52 61 62 97 84 5381 64.1 69 1

2017
Date Opponent FGM FGA LG XPMXPA PTS KO YDS AVG TB OB
Sept 2 ACU 1 1 25 5 5 8 7 440 62.9 5 0
Sept 9 NMSU 2 2 23 0 0 6 5 321 64.2 4 0
Sept 14 at BSU 0 1 0 2 2 2 2 130 65.0 1 0
Sept 23 at Tulsa 3 3 53 1 1 10 4 260 65.0 4 0
Sept 30 AFA 0 0 0 8 8 8 9 578 64.2 8 0
Oct 14 at FS 0 1 0 0 0 0 1 65 65.0 1 0
Oct 20 CSU 1 2 51 3 3 6 4 260 65.0 4 0
Oct 28 at WYO 1 1 42 0 0 3 2 130 65.0 2 0
Nov 4 USU Did Not Play
Nov 11 TA&M Did Not Play
Nov 17 UNLV Did Not Play
Nov 24 at SDSU Did Not Play
TOTAL 8 11 53 19 19 43 34 2,184 64.2 28 0
CAREER 23 31 53 102 103 169 250 15,879 63.5 183 3

Abilene Christian (2-6, 2-4)

9/2..... at New Mexico..... L 14-38
 9/9..... at Colorado State..... L 10-38
 9/16..... *Houston Baptist..... W 24-3
 9/23..... *Stephen F. Austin..... L 10-20
 9/30..... *at Incarnate Word..... W 45-20
 10/7..... *McNeese State..... L 7-13
 10/14..... *Nicholls State..... L 20-29
 10/21..... *Southeast Louisiana..... L 21-56
 11/4..... *at Northwestern State.....
 11/11..... *Sam Houston State.....
 11/18..... *at Central Arkansas.....

Air Force (4-4, 2-2)

9/2..... VMI..... W 62-0
 9/16..... at #7 Michigan..... L 13-29
 9/23..... *#22 San Diego State..... L 24-28
 9/30..... at New Mexico..... L 38-56
 10/7..... at Navy..... L 45-48
 10/14..... *UNLV..... W 34-30
 10/20..... *at Nevada..... W 45-42
 10/28..... *at Colorado State..... W 45-28
 11/4..... Army.....
 11/11..... *Wyoming.....
 11/18..... *at Boise State.....
 11/25..... *Utah State.....

Utah State (4-5, 2-3)

9/1..... at Wisconsin..... L 10-59
 9/7..... Idaho State..... W 51-13
 9/16..... at Wake Forest..... L 10-46
 9/23..... *at San Jose State..... W 61-10
 9/29..... BYU..... W 40-24
 10/7..... *Colorado State..... L 14-27
 10/14..... *Wyoming..... L 23-28
 10/21..... *at UNLV..... W 52-28
 10/28..... *Boise State..... L 28-45
 11/4..... *at New Mexico.....
 11/18..... *Hawai'i.....
 11/25..... *at Air Force.....

New Mexico State (3-5, 1-3)

8/31..... at Arizona State..... L 31-37
 9/9..... at New Mexico..... W 30-28
 9/16..... *Troy..... L 24-27
 9/23..... UTEP..... W 41-14
 9/30..... at Arkansas..... L 24-42
 10/7..... *at Appalachian State..... L 31-45
 10/14..... *at Georgia Southern..... W 35-27
 10/28..... *Arkansas State..... L 21-37
 11/4..... *at Texas State.....
 11/18..... *at Louisiana-Lafayette.....
 11/25..... *Idaho.....
 12/2..... *South Alabama.....

Fresno State (5-3, 4-1)

9/2..... Incarnate Word..... W 66-0
 9/9..... at #1 Alabama..... L 10-41
 9/16..... at #6 Washington..... L 16-48
 9/30..... *Nevada..... W 41-21
 10/7..... *at San Jose State..... W 27-10
 10/14..... *New Mexico..... W 38-0
 10/21..... *at San Diego State..... W 27-3
 10/28..... *UNLV..... L 16-26
 11/4..... BYU.....
 11/11..... *at Hawai'i.....
 11/18..... *at Wyoming.....
 11/25..... *Boise State.....

Texas A&M (5-3, 3-2)

9/3..... at UCLA..... L 44-45
 9/9..... Nichols State..... W 24-14
 9/16..... Louisiana-Lafayette..... W 45-21
 9/23..... *at Arkansas..... W (OT) 50-43
 9/30..... *South Carolina..... W 24-17
 10/7..... *#1 Alabama..... L 19-27
 10/14..... *at Florida..... W 19-17
 10/28..... *Mississippi State..... L 14-35
 11/4..... *Auburn.....
 11/11..... New Mexico.....
 11/18..... *at Mississippi.....
 11/25..... *at LSU.....

Boise State (6-2, 4-0)

9/2..... Troy..... W 24-13
 9/9..... at #20 Washington State..... L (3OT) 44-47
 9/14..... *New Mexico..... W 28-14
 9/22..... Virginia..... L 23-42
 10/6..... at BYU..... W 24-7
 10/14..... *at #18/19 San Diego State..... W 31-14
 10/21..... *Wyoming..... W 24-14
 10/28..... *at Utah State..... W 41-14
 11/4..... *Nevada.....
 11/11..... *at Colorado State.....
 11/18..... *Air Force.....
 11/25..... *at Fresno State.....

Colorado State (6-3, 4-1)

8/26..... Oregon State..... W 58-27
 9/1..... vs. Colorado (Denver, Colo.)..... L 3-17
 9/9..... Abilene Christian..... W 38-10
 9/16..... at #1 Alabama..... L 23-41
 9/30..... *at Hawai'i..... W 51-21
 10/7..... *at Utah State..... W 27-14
 10/14..... *Nevada..... W 44-42
 10/20..... *at New Mexico..... W 27-24
 10/28..... *Air Force..... L 28-45
 11/4..... *at Wyoming.....
 11/11..... *Boise State.....
 11/18..... *San Jose State.....

UNLV (3-5, 2-3)

9/2..... Howard..... L 40-43
 9/9..... at Idaho..... W 44-16
 9/23..... at #7 Ohio State..... L 21-54
 9/30..... *San Jose State..... W 41-13
 10/7..... *#19 San Diego State..... L 10-41
 10/14..... *at Air Force..... L 30-34
 10/21..... *Utah State..... L 28-52
 10/28..... *at Fresno State..... W 26-16
 11/4..... *Hawai'i.....
 11/10..... BYU.....
 11/18..... *at New Mexico.....
 11/25..... *at Nevada.....

Tulsa (2-7, 1-4)

8/31..... at #10 Oklahoma State..... L 24-59
 9/9..... Louisiana-Lafayette..... W 66-42
 9/16..... at Toledo..... L 51-54
 9/23..... New Mexico..... L 13-16
 9/30..... *Navy..... L 21-31
 10/7..... *at Tulane..... L 28-62
 10/14..... *Houston..... W 45-17
 10/21..... *at UConn..... L 14-20
 10/27..... *at SMU..... L 34-38
 11/3..... *Memphis.....
 11/16..... *at USF.....
 11/25..... *Temple.....

Wyoming (5-3, 3-1)

9/2..... at Iowa..... L 3-24
 9/9..... Gardner-Webb..... W 27-0
 9/16..... at Oregon..... L 13-49
 9/23..... *Hawai'i..... W (OT) 28-21
 9/30..... Texas State..... W 45-10
 10/14..... *at Utah State..... W 28-23
 10/21..... *at Boise State..... L 14-24
 10/28..... *New Mexico..... W 42-3
 11/4..... *Colorado State.....
 11/11..... *at Air Force.....
 11/18..... *Fresno State.....
 11/25..... *at San Jose State.....

San Diego State (7-2, 3-2)

9/2..... UC Davis..... W 38-17
 9/9..... at Arizona State..... W 30-20
 9/16..... #19 Stanford..... W 20-17
 9/23..... *at Air Force..... W 28-24
 9/30..... Northern Illinois..... W 34-28
 10/7..... *at UNLV..... W 41-10
 10/14..... *Boise State..... L 14-31
 10/21..... *Fresno State..... L 3-27
 10/28..... *at Hawai'i..... W 28-7
 11/4..... *at San Jose State.....
 11/18..... *Nevada.....
 11/25..... *New Mexico.....

THE DAVIE FILE

Born: Sept. 30, 1954
Birthplace: Sewickley, Pa.
Alma Mater: Youngstown State, 1977
Playing Experience: Youngstown State, 1975-76
Family: Wife, Joanne; daughter Audra, son, Clay

Bowl Games Coached:
 (corresponding to the season, not the actual year of the bowl game)
 2016 Gildan New Mexico
 2015 Gildan New Mexico
 2000 Fiesta Bowl
 1998 Gator Bowl
 1997 Independence Bowl
 1995 Orange Bowl
 1994 Fiesta Bowl
 1993 Cotton Bowl
 1992 Cotton Bowl
 1991 Cotton Bowl
 1990 Holiday Bowl
 1989 Sun Bowl
 1987 Cotton Bowl
 1986 Cotton Bowl
 1985 Cotton Bowl
 1982 Cotton Bowl
 1981 Sugar Bowl
 1980 Gator Bowl
 1979 Fiesta Bowl
 1977 Gator Bowl

Head Coaching Experience			
Year	School	Record	Bowl
2017	New Mexico	3-5	
2016	New Mexico	9-4	Gildan New Mexico Bowl
2015	New Mexico	7-6	Gildan New Mexico Bowl
2014	New Mexico	4-8	-
2013	New Mexico	3-9	-
2012	New Mexico	4-9	-
2001	Notre Dame	5-6	-
2000	Notre Dame	9-3	Fiesta Bowl
1999	Notre Dame	5-7	-
1998	Notre Dame	9-3	Gator Bowl
1997	Notre Dame	7-6	Independence Bowl
Career record: 65-66			

Assistant Coaching Experience		
Year	School	Position
1996	Notre Dame	Defensive Coordinator
1995	Notre Dame	Defensive Coordinator
1994	Notre Dame	Defensive Coordinator
1993	Texas A&M	Defensive Coordinator
1992	Texas A&M	Defensive Coordinator
1991	Texas A&M	Defensive Coordinator
1990	Texas A&M	Defensive Coordinator
1989	Texas A&M	Defensive Coordinator
1988	Texas A&M	Outside Linebackers
1987	Texas A&M	Outside Linebackers
1986	Texas A&M	Outside Linebackers
1985	Texas A&M	Outside Linebackers
1984	Tulane	DC./Asst. Head Coach
1983	Tulane	DC./Asst. Head Coach
1982	Pittsburgh	Linebackers
1981	Pittsburgh	Linebackers
1980	Pittsburgh	Linebackers
1979	Arizona	Linebackers
1978	Arizona	Linebackers
1977	Pittsburgh	Graduate Assistant



Bob Davie completed his fifth season at The University of New Mexico, where he has led the program to back-to-back bowls, a 2016 Gildan New Mexico Bowl win and tremendous national respect. The Lobos under Davie have now won 11 of their last 14 regular season home games and have set a school record with 11 conference wins over the last two seasons. Last year UNM qualified for the 2015 Gildan New Mexico Bowl, the first bowl game for the Lobos since 2007.

Davie's 26 wins in his first five seasons already has him seventh on the career wins list at UNM, and he has helped the program achieve levels not seen in Albuquerque for many years. Yet it's how he has been able to do it that is what has Lobo fans excited for the program.

Davie has completely flipped and turned his rosters over, combining an energetic mix of talent from Texas and California while averaging nearly 25 native New Mexican players per season on the roster, with many of those major contributors.

After a big season in 2015 which saw UNM go 7-5 and tie for second place in the Mountain Division of the Mountain West, his team not only met that mark but surpassed it in 2016 as New Mexico went 8-4 overall and 6-2 in the Mountain Division, tying for first place and delivering UNM's first division title since 1997. The Lobos defeated four 2016 bowl teams in Air Force (45-40), Hawai'i (28-21), Wyoming (56-35) and UTSA (23-20), giving the program seven wins over bowl teams in the last two years after going seven straight seasons without a win over a bowl team. The 2016 Lobos feature the nation's best rushing attack, as UNM leads the nation in rushing yards, yards per game, yards per rush, and runs of 10, 20, 30, 40, 50, 60 and 70 yards. The 2016 squad has also set school records for total points scored, points per game, and total offense, nearly hitting the 6,000-yard mark.

The Lobos also tied for the most conference wins in a single season, going 6-2, a mark that was also accomplished in 1982 and 1997. In addition, the Lobos have excelled on national television, winning four games on ESPN's various networks, including a pair of games in November on ESPN2 with a 24-21 win at Utah State and 56-35 over Wyoming, a game in which UNM totaled 690 yards of total offense and 568 yards on the ground.

Defensively, UNM showed vast improvement in its rushing defense, going from 98th nationally to top 40. Dakota Cox led the team in tackles, marking the first time that a Lobo has ever led the team in tackles four straight seasons. Once again, New Mexico got three defensive scores, making UNM one of eight teams in the last two years to register three defensive touchdowns in 2015 and 2016. UNM's defense also had a stretch in 2016 where it allowed 350 yards or less in three straight game, the first time since 2007 it accomplished that feat. The Lobos had eight players earn All-MW honors, including four on the second team.

Last season was the start of UNM's resurgence under Davie, going 7-5 in the regular season and 5-3 in the Mountain West, good for second place in the Mountain West's Mountain Division and a berth in the 2015 Gildan New Mexico Bowl, which UNM fought down to the wire in a 45-37 loss to Arizona. UNM picked up four All-Mountain West honors, including a Second Team selection as a returner for Carlos Wiggins. The Lobos also picked up 19 Mountain West All-Academic honors, the second-highest total in program history.

An overall hallmark of the program under Davie has been special teams, as UNM's nine touchdowns on kickoff returns over his first five seasons are tied with Kansas State for the most in the FBS over that time frame.

And the success and improvement isn't just on the field ... it's off it. Under Davie, the Lobos have picked up 69 Mountain West All-Academic selections, including a program record 20 in 2014, and 19 in 2015, the second-best total for football in school history. UNM also had five Mountain West Scholar-Athletes in 2013, the second-best total among the MW's 12 football programs. In 2016, Garrett Adcock was UNM's first CoSIDA Academic All-American in eight years, earning first team honors.

Over his time, the Lobos have posted the second-highest single semester GPA in program history (Spring of 2016) and two of the top three Fall semester GPAs in program history (Fall of 2013 and Fall of 2015).

UNDER DAVIE...

NEW MEXICO RECORD WHEN 2012 .. 2013 .. 2014 .. 2015 .. 2016 .. 2017 ... OVERALL

Lobos lead after 1st quarter	4-3	3-2	3-2	4-2	7-2	2-1	23-12
Lobos trail after 1st quarter	0-5	0-7	0-4	2-2	1-2	0-4	3-24
Score tied after 1st quarter	0-1	0-0	1-2	1-2	1-0	1-0	4-5
Lobos lead after halftime	4-1	2-1	3-2	5-0	6-1	2-0	22-5
Lobos trail after halftime	0-8	0-7	1-5	2-6	1-3	1-5	5-34
Score tied after halftime	0-0	1-1	0-1	0-0	2-0	0-0	3-2
Lobos lead after 3rd quarter	4-0	2-0	2-1	5-1	8-1	3-0	24-3
Lobos trail after 3rd quarter	0-9	1-8	2-7	1-5	0-3	0-5	4-37
Score tied after 3rd quarter	0-0	0-1	0-0	1-0	1-0	0-0	2-1

SCHEDULE BREAKDOWN 2012 .. 2013 .. 2014 .. 2015 .. 2016 .. 2017 ... OVERALL

Overall	4-9	3-9	4-8	7-6	9-4	3-5	30-41
August	0-0	0-1	0-1	0-0	0-0	0-0	0-2
September	2-3	2-2	1-2	2-2	1-2	3-2	11-13
October	2-2	0-2	1-2	2-2	4-1	0-3	9-12
November	0-4	1-4	2-3	3-1	3-1	0-0	9-13
December	0-0	0-0	0-0	0-1	1-0	0-0	1-1

CONFERENCE GAMES 2012 .. 2013 .. 2014 .. 2015 .. 2016 .. 2017 ... OVERALL

Home	0-4	1-3	1-3	3-1	3-1	1-1	9-13
Road	1-3	0-4	1-3	2-2	2-1	0-3	6-16
Neutral	0-0	0-0	0-0	0-0	1-0	0-0	1-0

NON-CONFERENCE GAMES 2012 .. 2013 .. 2014 .. 2015 .. 2016 .. 2017 ... OVERALL

Home	2-0	1-1	0-2	2-2	3-0	1-1	9-6
Road	1-2	1-1	2-0	0-1	0-2	1-0	5-6

MISCELLANEOUS 2012 .. 2013 .. 2014 .. 2015 .. 2016 .. 2017 ... OVERALL

Games Decided by a TD or less (8 pts)	0-5	2-3	3-3	3-2	5-1	1-2	14-16
Games Decided by a FG or less (3 pts)	0-1	0-0	2-0	2-0	2-1	1-2	7-4
Games Played on Grass	1-0	0-1	0-0	0-1	1-0	0-0	2-2
Games Played on Turf	3-9	3-8	4-8	7-5	8-4	3-5	28-39
Day Games (start before 6 pm)	2-7	1-6	3-5	4-4	3-2	2-1	15-25
Night Games (start 6 pm or later)	2-2	2-4	1-3	3-2	6-2	1-4	15-18
vs. Ranked	0-2	0-0	0-2	0-0	0-1	0-0	0-5
Overtime	0-0	1-0	0-0	0-0	0-0	0-0	1-0

New Mexico Inside Opponent Red-Zone

Date	Opponent	Score	Times	Times	Total	Rush		Pass	FGs	Failed to score inside RZ					
			In RZ	Scored	Pts	TDs	TDs	TDs	Made	FGA	Down	Int	Fumb	Half	Game
Sep 02, 2017	ABILENE CHRISTIAN	W 38-14	4	3	17	2	2	0	1	0	1	0	0	0	0
Sep 09, 2017	NEW MEXICO STATE	L 28-30	4	4	18	2	0	2	2	0	0	0	0	0	0
Sep 14, 2017	at Boise State	L 14-28	2	2	14	2	1	1	0	0	0	0	0	0	0
Sep 23, 2017	at Tulsa	W 16-13	5	3	13	1	1	0	2	0	0	1	1	0	0
Sep 30, 2017	AIR FORCE	W 56-38	4	4	28	4	4	0	0	0	0	0	0	0	0
Oct 14, 2017	at Fresno State	L 0-38	1	0	0	0	0	0	0	0	1	0	0	0	0
Oct 20, 2017	COLORADO STATE	L 24-27	2	2	14	2	1	1	0	0	0	0	0	0	0
Oct 28, 2017	at Wyoming	L 3-42	1	1	3	0	0	0	1	0	0	0	0	0	0
Nov 04, 2017	UTAH STATE														
Nov 11, 2017	at Texas A&M														
Nov 17, 2017	UNLV														
Nov 24, 2017	at San Diego State														
Totals			23	19	107	13	9	4	6	0	2	1	1	0	0
19 of 23 (82.6%)															

Opponents Inside New Mexico Red-Zone

Date	Opponent	Score	Times	Times	Total	Rush		Pass	FGs	Failed to score inside RZ					
			In RZ	Scored	Pts	TDs	TDs	TDs	Made	FGA	Down	Int	Fumb	Half	Game
Sep 02, 2017	ABILENE CHRISTIAN	W 38-14	1	0	0	0	0	0	0	0	0	1	0	0	0
Sep 09, 2017	NEW MEXICO STATE	L 28-30	2	2	14	2	0	2	0	0	0	0	0	0	0
Sep 14, 2017	at Boise State	L 14-28	3	3	21	3	1	2	0	0	0	0	0	0	0
Sep 23, 2017	at Tulsa	W 16-13	2	2	10	1	1	0	1	0	0	0	0	0	0
Sep 30, 2017	AIR FORCE	W 56-38	4	4	24	3	2	1	1	0	0	0	0	0	0
Oct 14, 2017	at Fresno State	L 0-38	4	4	24	3	2	1	1	0	0	0	0	0	0
Oct 20, 2017	COLORADO STATE	L 24-27	3	3	21	3	1	2	0	0	0	0	0	0	0
Oct 28, 2017	at Wyoming	L 3-42	6	5	35	5	2	3	0	0	1	0	0	0	0
Nov 04, 2017	UTAH STATE														
Nov 11, 2017	at Texas A&M														
Nov 17, 2017	UNLV														
Nov 24, 2017	at San Diego State														
Totals			25	23	149	20	9	11	3	0	1	1	0	0	0
23 of 25 (92.0%)															

2017 STARTING LINEUPS

OFFENSE

OPPONENT	QB	WR	WR	WR/RB	RB	TE/WR/RB	LT	LG	C	RG	RT
ACU	L. Jordan	Reed	Drennan	Davis	McQuarley	Griffin IV	A. Jordan	Grammel	Fountain	Jenkins	Castellanos
NMSU	L. Jordan	Reed	Drennan	Chestnut	McQuarley	Owens	A. Jordan	Baylor III	Fountain	Jenkins	Castellanos
at BSU	L. Jordan	Reed	Drennan	Chestnut	McQuarley	Owens	A. Jordan	Baylor III	Fountain	Jenkins	Castellanos
at TUL	Gerhart	Reed	Drennan	Owens	McQuarley	Shuler	A. Jordan	Baylor III	Fountain	Jenkins	Castellanos
AFA	L. Jordan	Reed	Drennan	Griffin	McQuarley	Shuler	A. Jordan	Estrella	Fountain	Jenkins	Saltes
at FS	L. Jordan	Reed	Drennan	Griffin	Owens	Shuler	A. Jordan	Estrella	Fountain	Jenkins	Saltes
CSU	L. Jordan	Reed	Drennan	Davis	Owens	Williams	A. Jordan	Baylor III	Fountain	Jenkins	Estrella
at WYO	Tuioti	Reed	Drennan	Davis	Owens	Williams	A. Jordan	Grammel	Fountain	Baylor III	Jenkins
USU											
at TAMU											
UNLV											
at SDSU											

DEFENSE

OPPONENT	DE	NT	RE	RUSH	MLB	WLB	LCB	SS	FS	RCB	NICK
ACU	C. Baker	Williams	Hughes	Epting	Hart	Ocasio	Ross	Girgle	Parker	Burrell	J. Rothschiller
NMSU	C. Baker	Williams	Hughes	Epting	Hart	Ocasio	Ross	Girgle	Parker	Burrell	J. Rothschiller
at BSU	C. Baker	Williams	Hughes	Epting	Hart	Ocasio	Lilly	Girgle	Parker	Burrell	J. Rothschiller
at TUL	C. Baker	Williams	Hughes	Epting	Hart	Ocasio	Ross	Girgle	Parker	Burrell	J. Rothschiller
AFA	C. Baker	Williams	Hughes	Epting	Hart	Ocasio	Ross	Girgle	Parker	Burrell	J. Rothschiller
at FS	C. Baker	Williams	Hughes	Epting	Hart	Ocasio	Ross	J. Rothschiller	Parker	Burrell	Maxwell
CSU	C. Baker	Williams	Hughes	Flack	Hart	Ocasio	Ross	Barnwell, Jr.	Parker	Burrell	J. Rothschiller
at WYO	C. Baker	Conyers	Hughes	Flack	Hart	Ocasio	Ross	Girgle	Barnwell, Jr.	Burrell	J. Rothschiller
USU											
at TAMU											
UNLV											
at SDSU											

Date	Opponent	Score	Overall	Conference	Time	Attend
Sep 02, 2017	ABILENE CHRISTIAN	W 38-14	1-0	0-0	3:16	21475
Sep 09, 2017	NEW MEXICO STATE	L 28-30	1-1	0-0	3:30	32427
* Sep 14, 2017	at Boise State	L 14-28	1-2	0-1	3:02	28385
Sep 23, 2017	at Tulsa	W 16-13	2-2	0-1	2:59	18026
* Sep 30, 2017	AIR FORCE	W 56-38	3-2	1-1	4:10	21864
* Oct 14, 2017	at Fresno State	L 0-38	3-3	1-2	2:57	28090
* Oct 20, 2017	COLORADO STATE	L 24-27	3-4	1-3	3:40	17358
* Oct 28, 2017	at Wyoming	L 3-42	3-5	1-4	3:14	18249
* Nov 04, 2017	UTAH STATE					
Nov 11, 2017	at Texas A&M					
* Nov 17, 2017	UNLV					
* Nov 24, 2017	at San Diego State					

Team Statistics	NM	OPP
SCORING	179	230
Points Per Game	22.4	28.8
Points Off Turnovers	32	70
FIRST DOWNS	149	154
Rushing	82	56
Passing	50	86
Penalty	17	12
RUSHING YARDAGE	1876	1109
Yards gained rushing	2057	1320
Yards lost rushing	181	211
Rushing Attempts	353	276
Average Per Rush	5.3	4.0
Average Per Game	234.5	138.6
TDs Rushing	14	10
PASSING YARDAGE	1223	1865
Comp-Att-Int	85-169-10	152-260-4
Average Per Pass	7.2	7.2
Average Per Catch	14.4	12.3
Average Per Game	152.9	233.1
TDs Passing	7	20
TOTAL OFFENSE	3099	2974
Total Plays	522	536
Average Per Play	5.9	5.5
Average Per Game	387.4	371.8
KICK RETURNS: #-Yards	23-444	5-70
PUNT RETURNS: #-Yards	12-36	5-10
INT RETURNS: #-Yards	4-125	10-118
KICK RETURN AVERAGE	19.3	14.0
PUNT RETURN AVERAGE	3.0	2.0
INT RETURN AVERAGE	31.2	11.8
FUMBLES-LOST	18-11	10-5
PENALTIES-Yards	52-447	47-440
Average Per Game	55.9	55.0
PUNTS-Yards	39-1900	48-2059
Average Per Punt	48.7	42.9
Net punt average	43.8	41.3
KICKOFFS-Yards	34-2184	45-2759
Average Per Kick	64.2	61.3
Net kick average	40.9	41.4
TIME OF POSSESSION/Game	31:39	28:21
3RD-DOWN Conversions	28/103	44/116
3rd-Down Pct	27%	38%
4TH-DOWN Conversions	8/19	5/10
4th-Down Pct	42%	50%
SACKS BY-Yards	12-103	12-85
MISC YARDS	0	0
TOUCHDOWNS SCORED	22	30
FIELD GOALS-ATTEMPTS	8-11	7-8
ON-SIDE KICKS	1-3	0-0
RED-ZONE SCORES	(38-46) 83%	(46-50) 92%
RED-ZONE TOUCHDOWNS	(26-46) 57%	(40-50) 80%
PAT-ATTEMPTS	(19-19) 100%	(29-29) 100%
ATTENDANCE	186248	185500
Games/Avg Per Game	8/23281	8/23188
Neutral Site Games		0/0

Score by Quarters	1st	2nd	3rd	4th	OT	Total
New Mexico	30	33	38	78	0	179
Opponents	51	108	20	51	0	230

Rushing	gp	att	gain	loss	net	avg	td	lg	avg/g
OWENS, Tyrone	8	86	499	22	477	5.5	3	54	59.6
McQUARLEY, Richard	8	80	450	13	437	5.5	6	65	54.6
GERHART, Coltin	6	34	232	15	217	6.4	1	40	36.2
CHESTNUT, Daryl	8	34	221	6	215	6.3	2	54	26.9
JORDAN, Romell	8	31	184	11	173	5.6	1	44	21.6
JORDAN, Lamar	7	44	223	81	142	3.2	0	39	20.3
GRIFFIN IV, Jay	8	9	105	3	102	11.3	1	61	12.8
TUIOTI, Tekava	5	19	107	20	87	4.6	0	27	17.4
MORAN, Kentrail	3	8	19	1	18	2.2	0	10	6.0
CARROLL, Bryson	1	1	10	0	10	10.0	0	10	10.0
VIGILANT, Daevon	2	4	7	4	3	0.8	0	4	1.5
TEAM	8	3	0	5	-5	-1.7	0	0	-0.6
Total	0	353	2057	181	1876	5.3	14	65	0.0
Opponents	0	276	1320	211	1109	4.0	10	57	0.0

Passing	gp	effic	comp-att-int	pct	yds	td	lg	avg/g
TUIOTI, Tekava	5	104.08	37-77-4	48.1	491	3	47	98.2
JORDAN, Lamar	7	126.07	32-64-4	50.0	557	3	71	79.6
GERHART, Coltin	6	111.11	16-27-2	59.3	175	1	27	29.2
TEAM	8	0.00	0-1-0	0.0	0	0	0	0.0
Total	0	112.92	85-169-10	50.3	1223	7	71	0.0
Opponents	0	141.02	152-260-4	58.5	1865	20	81	0.0

Receiving	gp	no.	yds	avg	td	lg	avg/g
DAVIS, Chris	8	21	242	11.5	1	27	30.2
GRIFFIN IV, Jay	8	14	233	16.6	3	71	29.1
HART-JOHNSON, Dela	8	11	265	24.1	1	49	33.1
DRENNAN, Q'	8	7	164	23.4	0	47	20.5
JORDAN, Romell	8	6	38	6.3	0	22	4.8
REED, Patrick	8	5	54	10.8	0	21	6.8
CHESTNUT, Daryl	8	4	37	9.2	0	18	4.6
OWENS, Tyrone	8	4	16	4.0	0	6	2.0
UMEH, Anselem	6	3	59	19.7	1	23	9.8
SHULER, Zahneer	8	3	50	16.7	0	27	6.2
McQUARLEY, Richard	8	3	5	1.7	0	6	0.6
MOLINA, Aaron	6	2	20	10.0	1	12	3.3
WILLIAMS, Marcus	8	1	27	27.0	0	27	3.4
HIDALGO, Rafael	2	1	13	13.0	0	13	6.5
Total	0	85	1223	14.4	7	71	0.0
Opponents	0	152	1865	12.3	20	81	0.0

Punt Returns	no.	yds	avg	td	lg
DAVIS, Chris	10	31	3.1	0	16
JORDAN, Romell	2	5	2.5	0	5
Total	12	36	3.0	0	16
Opponents	5	10	2.0	0	29

Interceptions	no.	yds	avg	td	lg
GIRGLE, Jacob	2	34	17.0	0	17
ROTHSCHILLER, Jake	1	91	91.0	1	91
PARKER, Bijon	1	0	0.0	0	0
Total	4	125	31.2	1	91
Opponents	10	118	11.8	0	37

Kick Returns	no.	yds	avg	td	lg
LILLY, Elijah	18	357	19.8	0	35
JORDAN, Romell	2	35	17.5	0	20
CHESTNUT, Daryl	2	47	23.5	0	27
WILLIAMS, Marcus	1	5	5.0	0	5
Total	23	444	19.3	0	35
Opponents	5	70	14.0	0	19

Fumble Returns	no.	yds	avg	td	lg
ROTHSCHILLER, Jake	1	7	7.0	0	7
Total	1	7	7.0	0	7
Opponents	3	20	6.7	0	14

Scoring	td	fg	PAT			dpx	saf	pts
			kick	rush	rcv			
SANDERS, Jason	-	8-11	19-19	-	-	-	-	43
McQUARLEY, Richard	6	-	-	-	1	-	-	38
GRIFFIN IV, Jay	4	-	-	-	-	-	-	24
OWENS, Tyrone	3	-	-	-	-	-	-	18
CHESTNUT, Daryl	2	-	-	-	-	-	-	12
HART-JOHNSON, Dela	1	-	-	-	-	-	-	6
UMEH, Anselem	1	-	-	-	-	-	-	6
MOLINA, Aaron	1	-	-	-	-	-	-	6
JORDAN, Romell	1	-	-	-	-	-	-	6
GERHART, Coltin	1	-	-	-	-	-	-	6
ROTHSCHILLER, Jake	1	-	-	-	-	-	-	6
DAVIS, Chris	1	-	-	-	-	-	-	6
BURRELL, Jalin	-	-	-	-	-	1	-	2
TUIOTI, Tekava	-	-	-	-	-	1-3	-	0
Total	22	8-11	19-19	-	1	1-3	1	179
Opponents	30	7-8	29-29	0-1	-	-	-	230

Total Offense	g	plays	rush	pass	total	avg/g
JORDAN, Lamar	7	108	142	557	699	99.9
TUIOTI, Tekava	5	96	87	491	578	115.6
OWENS, Tyrone	8	86	477	0	477	59.6
McQUARLEY, Richard	8	80	437	0	437	54.6
GERHART, Coltin	6	61	217	175	392	65.3
CHESTNUT, Daryl	8	34	215	0	215	26.9
JORDAN, Romell	8	31	173	0	173	21.6
GRIFFIN IV, Jay	8	9	102	0	102	12.8
MORAN, Kentrail	3	8	18	0	18	6.0
CARROLL, Bryson	1	1	10	0	10	10.0
VIGILANT, Daevon	2	4	3	0	3	1.5
TEAM	8	4	-5	0	-5	-0.6
Total	0	522	1876	1223	3099	0.0
Opponents	0	536	1109	1865	2974	0.0

Field Goals	fg	pct.	01-19	20-29	30-39	40-49	50-99	lg	blk
SANDERS, Jason	8-11	72.7	0-0	3-3	2-2	1-3	2-3	53	0

Punting	no.	yds	avg	lg	tb	fc	i20	50+	blk
BOJORQUEZ, Corey	39	1900	48.7	78	9	14	16	19	0
Total	39	1900	48.7	78	9	14	16	19	0
Opponents	48	2059	42.9	69	2	15	17	13	0

FG Sequence	New Mexico	Opponents
Abilene Christian	(25)	51
New Mexico State	(23),(22)	(39)
Boise State	53	-
Tulsa	(34),(39),(53)	(50),(26)
Air Force	-	(33)
Fresno State	44	(37)
Colorado State	40,(51)	(40),(52)
Wyoming	(42)	-
Utah State	-	-
Texas A&M	-	-
UNLV	-	-
San Diego State	-	-

Kickoffs	no.	yds	avg	tb	ob	retn	net	ydln
SANDERS, Jason	34	2184	64.2	29	0			
Total	34	2184	64.2	29	0	14.0	40.9	24
Opponents	45	2759	61.3	18	1	19.3	41.4	23

Numbers in (parentheses) indicate field goal was made.

All Purpose	g	rush	rcv	pr	kr	ir	total	avg/g
OWENS, Tyrone	8	477	16	0	0	0	493	61.6
McQUARLEY, R	8	437	5	0	0	0	442	55.2
LILLY, Elijah	8	0	0	0	357	0	357	44.6
GRIFFIN IV, Jay	8	102	233	0	0	0	335	41.9
CHESTNUT, Da	8	215	37	0	47	0	299	37.4
DAVIS, Chris	8	0	242	31	0	0	273	34.1
HART-JOHNSO	8	0	265	0	0	0	265	33.1
JORDAN, Rome	8	173	38	5	35	0	251	31.4
GERHART, Colti	6	217	0	0	0	0	217	36.2
DRENNAN, Q'	8	0	164	0	0	0	164	20.5
JORDAN, Lamar	7	142	0	0	0	0	142	20.3
ROTHSCHILLE	8	0	0	0	0	91	91	11.4
TUIOTI, Tekava	5	87	0	0	0	0	87	17.4
UMEH, Anselem	6	0	59	0	0	0	59	9.8
REED, Patrick	8	0	54	0	0	0	54	6.8
SHULER, Zahne	8	0	50	0	0	0	50	6.2
GIRGLE, Jacob	7	0	0	0	0	34	34	4.9
WILLIAMS, Mar	8	0	27	0	5	0	32	4.0
MOLINA, Aaron	6	0	20	0	0	0	20	3.3
MORAN, Kentrai	3	18	0	0	0	0	18	6.0
HIDALGO, Rafa	2	0	13	0	0	0	13	6.5
CARROLL, Brys	1	10	0	0	0	0	10	10.0
VIGILANT, Daev	2	3	0	0	0	0	3	1.5
TEAM	8	-5	0	0	0	0	-5	-0.6
Total	0	1876	1223	36	444	125	3704	0.0
Opponents	0	1109	1865	10	70	118	3172	0.0

#	Defensive Leaders	gp	Tackles			tfl/yds	Sacks	Pass defense			Fumbles		blkd	
			ua	a	tot		no-yds	int-yds	brup	qbh	rcv-yds	ff	kick	saf
28	ROTHSCHILLER, Jake	8	28	21	49	6.0-41	2.0-31	1-91	.	.	2-7	2	.	.
1G	GIRGLE, Jacob	7	19	25	44	1.0-2	.	2-34	3
33	HART, Alex	8	20	19	39	4.5-15	1.0-8	.	2	3	1-0	1	.	.
1B	BURRELL, Jalin	8	27	9	36	0.5-0	.	.	6
99	EPTING, Rashaun	7	16	16	32	2.5-9	1.0-8
6	OCASIO, Austin	8	13	18	31	2.5-6	1.0-4
98	OKONKWO, Kene	8	15	13	28	4.5-10	.	.	.	2
9	BARNWELL Jr.,Stanle	7	14	12	26	1.0-1	1	.	.
9H	HUGHES, Garrett	8	14	8	22	4.0-27	2.0-18	1	.	.
4P	PARKER, Bijon	7	12	9	21	2.0-8	2.0-8	1-0	3	.	1-0	.	.	.
45	TOHI, Evahelotu	7	12	8	20	2.0-5
53	BAKER, Cody	8	10	9	19	1.5-6	1.0-5	.	1	1
3R	ROSS, D'Angelo	8	10	6	16	.	.	.	7
29	FLACK, Jordan	8	7	7	14	2.0-15	1.0-8	.	.	1	1-0	.	.	.
19	LILLY, Elijah	8	12	1	13	1.0-1	.	.	1
92	CONYERS, Jermane	8	6	6	12	1.0-3	.	.	1	.	.	1	.	.
5S	SEWELL, Jr., Michael	5	8	4	12
26	TAMAIVENA, Sitivena	8	5	4	9
52	BLACKWELL, Aaron	7	5	2	7	2.5-7	.	.	.	2
2C	CARSON, Kimmie	5	6	1	7	.	.	.	1
35	MAXWELL, Kenneth	6	5	1	6	1.0-6
8H	HOBDY, Jr., Willie	4	2	3	5
96	WILLIAMS, Johnny	7	3	.	3	1	.	.
93	FLOWERS, Nahje	8	1	2	3
32	ROTHSCHILLER, Kyle	8	.	3	3
2B	BOYCE, Rayshawn	5	2	1	3	1.5-14	1.0-13
10	ORTEGA, Gabe	8	2	.	2
4	JORDAN, Romell	8	2	.	2
8	DRENNAN, Q'	8	2	.	2
5J	JOSEPH, Emmanuel	8	1	1	2
37	BAKER, DaQuan	4	1	.	1	1	.	.
5	REED, Patrick	8	1	.	1
16	TUIOTI, Tekava	5	1	.	1
72	JORDAN, Avery	8	1	.	1
18	DAVIS, Chris	8	1	.	1
55	JENKINS, Aaron	8	1	.	1
95	SANDERS, Jason	8	.	1	1
25	OWENS, Tyrone	8	1	.	1
Total		0	286	210	496	41-176	12-103	4-125	25	9	5-7	8	.	.
Opponents		0	322	177	499	35-147	12-85	10-118	20	2	11-20	7	.	.

SEASON

CAREER

Rushing	gp	att	gain	loss	net	avg	td	lg	avg/g	gp	att	gain	loss	net	avg	td	lg	avg/g
OWENS, Tyrone	8	86	499	22	477	5.5	3	54	59.6	32	247	1738	46	1692	6.9	13	83	52.9
McQUARLEY, Richard	8	80	450	13	437	5.5	6	65	54.6	33	276	1366	41	1325	4.8	31	65	40.2
GERHART, Coltin	6	34	232	15	217	6.4	1	40	36.2	6	34	232	15	217	6.4	1	40	36.2
CHESTNUT, Daryl	8	34	221	6	215	6.3	2	54	26.9	34	107	628	29	599	5.6	6	64	17.6
JORDAN, Romell	8	31	184	11	173	5.6	1	44	21.6	25	80	471	14	457	5.7	4	72	18.3
JORDAN, Lamar	7	44	223	81	142	3.2	0	39	20.3	42	425	2740	440	2300	5.4	15	70	54.8
GRIFFIN IV, Jay	8	9	105	3	102	11.3	1	61	12.8	8	9	105	3	102	11.3	1	61	12.8
TUIOTI, Tekava	5	19	107	20	87	4.6	0	27	17.4	5	19	107	20	87	4.6	0	27	17.4
MORAN, Kentrail	3	8	19	1	18	2.2	0	10	6.0	3	8	19	1	18	2.2	0	10	6.0
CARROLL, Bryson	1	1	10	0	10	10.0	0	10	10.0	1	1	10	0	10	10.0	0	10	10.0
VIGILANT, Daevon	2	4	7	4	3	0.8	0	4	1.5	2	4	7	4	3	0.8	0	4	1.5
TEAM	8	3	0	5	-5	-1.7	0	0	-0.6									
Total	8	353	2057	181	1876	5.3	14	65	234.5									
Opponents	8	276	1320	211	1109	4.0	10	57	138.6									

Passing	gp	effic	comp-att-int	pct	yds	td	lg	avg/g	gp	effic	comp-att-int	pct	yds	td	lg	avg/g
TUIOTI, Tekava	5	104.08	37-77-4	48.1	491	3	47	98.2	5	104.08	37-77-4	48.1	491	3	47	98.2
JORDAN, Lamar	7	126.07	32-64-4	50.0	557	3	71	79.6	42	130.88	192-369-21	52.0	3178	20	92	75.7
GERHART, Coltin	6	111.11	16-27-2	59.3	175	1	27	29.2	6	111.11	16-27-2	59.3	175	1	27	29.2
TEAM	8	0.00	0-1-0	0.0	0	0	0	0.0								
Total	8	112.92	85-169-10	50.3	1223	7	71	152.9								
Opponents	8	141.02	152-260-4	58.5	1865	20	81	233.1								

Receiving	gp	no.	yds	avg	td	lg	avg/g	gp	no.	yds	avg	td	lg	avg/g
DAVIS, Chris	8	21	242	11.5	1	27	30.2	40	31	360	11.6	1	27	9.0
GRIFFIN IV, Jay	8	14	233	16.6	3	71	29.1	8	14	233	16.6	3	71	29.1
HART-JOHNSON, Dela	8	11	265	24.1	1	49	33.1	21	22	592	26.9	3	92	28.2
DRENNAN, Q'	8	7	164	23.4	0	47	20.5	21	18	448	24.9	3	49	21.3
JORDAN, Romell	8	6	38	6.3	0	22	4.8	25	11	93	8.5	0	22	3.7
REED, Patrick	8	5	54	10.8	0	21	6.8	27	20	292	14.6	1	45	10.8
CHESTNUT, Daryl	8	4	37	9.2	0	18	4.6	34	7	83	11.9	0	30	2.4
OWENS, Tyrone	8	4	16	4.0	0	6	2.0	32	11	70	6.4	0	23	2.2
UMEH, Anselem	6	3	59	19.7	1	23	9.8	6	3	59	19.7	1	23	9.8
SHULER, Zahneer	8	3	50	16.7	0	27	6.2	8	3	50	16.7	0	27	6.2
McQUARLEY, Richard	8	3	5	1.7	0	6	0.6	33	8	99	12.4	0	30	3.0
MOLINA, Aaron	6	2	20	10.0	1	12	3.3	6	2	20	10.0	1	12	3.3
WILLIAMS, Marcus	8	1	27	27.0	0	27	3.4	8	1	27	27.0	0	27	3.4
HIDALGO, Rafael	2	1	13	13.0	0	13	6.5	2	1	13	13.0	0	13	6.5
Total	8	85	1223	14.4	7	71	152.9							
Opponents	8	152	1865	12.3	20	81	233.1							

Total Offense	g	plays	rush	pass	total	avg/g	g	plays	rush	pass	total	avg/g
JORDAN, Lamar	7	108	142	557	699	99.9	42	794	2300	3178	5478	130.4
TUIOTI, Tekava	5	96	87	491	578	115.6	5	96	87	491	578	115.6
OWENS, Tyrone	8	86	477	0	477	59.6	32	247	1692	0	1692	52.9
McQUARLEY, Richard	8	80	437	0	437	54.6	33	277	1325	0	1325	40.2
GERHART, Coltin	6	61	217	175	392	65.3	6	61	217	175	392	65.3
CHESTNUT, Daryl	8	34	215	0	215	26.9	34	107	599	0	599	17.6
JORDAN, Romell	8	31	173	0	173	21.6	25	80	457	0	457	18.3
GRIFFIN IV, Jay	8	9	102	0	102	12.8	8	9	102	0	102	12.8
MORAN, Kentrail	3	8	18	0	18	6.0	3	8	18	0	18	6.0
CARROLL, Bryson	1	1	10	0	10	10.0	1	1	10	0	10	10.0
VIGILANT, Daevon	2	4	3	0	3	1.5	2	4	3	0	3	1.5
TEAM	8	4	-5	0	-5	-0.6						
Total	8	522	1876	1223	3099	387.4						
Opponents	8	536	1109	1865	2974	371.8						

SEASON

CAREER

Scoring	td fg		PAT						td fg		PAT						
	kick	rush	rcv	pass	dxp	saf	pts	kick	rush	rcv	pass	dxp	saf	pts			
SANDERS, Jason	-	8-11	19-19	-	-	-	-	-	-	23-31	102-103	-	-	-	-	-	171
McQUARLEY, Richard	6	-	-	-	1	-	-	-	31	-	-	1-1	1	-	-	-	190
GRIFFIN IV, Jay	4	-	-	-	-	-	-	24	4	-	-	-	-	-	-	-	24
OWENS, Tyrone	3	-	-	-	-	-	-	18	13	-	-	-	-	-	-	-	78
CHESTNUT, Daryl	2	-	-	-	-	-	-	12	6	-	-	-	-	-	-	-	36
JORDAN, Romell	1	-	-	-	-	-	-	6	4	-	-	-	-	-	-	-	24
MOLINA, Aaron	1	-	-	-	-	-	-	6	1	-	-	-	-	-	-	-	6
UMEH, Anselem	1	-	-	-	-	-	-	6	1	-	-	-	-	-	-	-	6
GERHART, Coltin	1	-	-	-	-	-	-	6	1	-	-	-	-	-	-	-	6
HART-JOHNSON, Dela	1	-	-	-	-	-	-	6	3	-	-	-	-	-	-	-	18
DAVIS, Chris	1	-	-	-	-	-	-	6	1	-	-	-	-	-	-	-	6
ROTHSCHILLER, Jake	1	-	-	-	-	-	-	6	1	-	-	-	-	-	-	-	6
BURRELL, Jalin	-	-	-	-	-	-	1	2	-	-	-	-	-	-	1	-	2
TUIOTI, Tekava	-	-	-	-	-	1-3	-	0	-	-	-	-	-	1-3	-	-	0
Total	22	8-11	19-19	-	1	1-3	1	179									
Opponents	30	7-8	29-29	0-1	-	-	-	230									

Punt Returns	no.	yds	avg	td	lg	no.	yds	avg	td	lg
DAVIS, Chris	10	31	3.1	0	16	40	216	5.4	0	34
JORDAN, Romell	2	5	2.5	0	5	2	5	2.5	0	5
Total	12	36	3.0	0	16					
Opponents	5	10	2.0	0	29					

Kick Returns	no.	yds	avg	td	lg	no.	yds	avg	td	lg
LILLY, Elijah	18	357	19.8	0	35	37	878	23.7	1	93
JORDAN, Romell	2	35	17.5	0	20	2	35	17.5	0	20
CHESTNUT, Daryl	2	47	23.5	0	27	16	313	19.6	0	32
WILLIAMS, Marcus	1	5	5.0	0	5	1	5	5.0	0	5
Total	23	444	19.3	0	35					
Opponents	5	70	14.0	0	19					

Interceptions	no.	yds	avg	td	lg	no.	yds	avg	td	lg
GIRGLE, Jacob	2	34	17.0	0	17	2	34	17.0	0	17
PARKER, Bijon	1	0	0.0	0	0	1	0	0.0	0	0
ROTHSCHILLER, Jake	1	91	91.0	1	91	2	91	45.5	1	91
Total	4	125	31.2	1	91					
Opponents	10	118	11.8	0	37					

Fumble Returns	no.	yds	avg	td	lg	no.	yds	avg	td	lg
ROTHSCHILLER, Jake	1	7	7.0	0	7	1	7	7.0	0	7
Total	1	7	7.0	0	7					
Opponents	3	20	6.7	0	14					

All Purpose	SEASON								CAREER							
	g	rush	rcv	pr	kr	ir	total	avg/g	g	rush	rcv	pr	kr	ir	total	avg/g
OWENS, Tyrone	8	477	16	0	0	0	493	61.6	32	1692	70	0	0	0	1762	55.1
McQUARLEY, Ri	8	437	5	0	0	0	442	55.2	33	1325	99	0	7	0	1431	43.4
LILLY, Elijah	8	0	0	0	357	0	357	44.6	17	0	0	0	878	0	878	51.6
GRIFFIN IV, Jay	8	102	233	0	0	0	335	41.9	8	102	233	0	0	0	335	41.9
CHESTNUT, Dar	8	215	37	0	47	0	299	37.4	34	599	83	0	313	0	995	29.3
DAVIS, Chris	8	0	242	31	0	0	273	34.1	40	-10	360	216	0	0	566	14.1
HART-JOHN SO	8	0	265	0	0	0	265	33.1	21	0	592	0	18	0	610	29.0
JORDAN, Romell	8	173	38	5	35	0	251	31.4	25	457	93	5	35	0	590	23.6
GERHART, Colti	6	217	0	0	0	0	217	36.2	6	217	0	0	0	0	217	36.2
DRENNAN, Q'	8	0	164	0	0	0	164	20.5	21	10	448	0	0	0	458	21.8
JORDAN, Lamar	7	142	0	0	0	0	142	20.3	42	2300	0	0	0	0	2300	54.8
ROTHSCHILLER	8	0	0	0	0	91	91	11.4	34	0	0	0	0	91	91	2.7
TUIOTI, Tekava	5	87	0	0	0	0	87	17.4	5	87	0	0	0	0	87	17.4
UMEH, Anselem	6	0	59	0	0	0	59	9.8	6	0	59	0	0	0	59	9.8
REED, Patrick	8	0	54	0	0	0	54	6.8	27	0	292	0	0	0	292	10.8
SHULER, Zahne	8	0	50	0	0	0	50	6.2	8	0	50	0	0	0	50	6.2
GIRGLE, Jacob	7	0	0	0	0	34	34	4.9	20	0	0	0	0	34	34	1.7
WILLIAMS, Marc	8	0	27	0	5	0	32	4.0	8	0	27	0	5	0	32	4.0
MOLINA, Aaron	6	0	20	0	0	0	20	3.3	6	0	20	0	0	0	20	3.3
MORAN, Kentrail	3	18	0	0	0	0	18	6.0	3	18	0	0	0	0	18	6.0
HIDALGO, Rafee	2	0	13	0	0	0	13	6.5	2	0	13	0	0	0	13	6.5
CARROLL, Brys	1	10	0	0	0	0	10	10.0	1	10	0	0	0	0	10	10.0
VIGILANT, Daev	2	3	0	0	0	0	3	1.5	2	3	0	0	0	0	3	1.5
TEAM	8	-5	0	0	0	0	-5	-0.6								
Total	8	1876	1223	36	444	125	3704	463.0								
Opponents	8	1109	1865	10	70	118	3172	396.5								

Field Goals	att	good	long	blkd	att	good	long	blkd
SANDERS, Jason	11	8	53	0	31	23	53	0
Total	11	8	53	0				
Opponents	8	7	52	0				

Punting	no.	yds	avg	lg	blk	no.	yds	avg	lg	blk
BOJORQUEZ, Corey	39	1900	48.7	78	0	88	3967	45.1	80	0
Total	39	1900	48.7	78	0					
Opponents	48	2059	42.9	69	0					

Kickoffs	no.	yds	avg	tb	ob	no.	yds	avg	tb	ob
SANDERS, Jason	34	2184	64.2	29	0	252	16019	63.6	185	3
Total	34	2184	64.2	29	0					
Opponents	45	2759	61.3	18	1					

SEASON

CAREER

#	Defensive Leaders	SEASON										CAREER										
		gp	ua	a	total	tfl	sack	int	pbu	fr	ff	blk	gp	ua	a	total	tfl	sack	int	pbu	fr	ff
28	ROTHSCHILLER, Jake	8	28	21	49	6.0	2.0	1	2	2	.	34	59	46	105	11.0	2.0	2	3	2	2	.
1G	GIRGLE, Jacob	7	19	25	44	1.0	.	2	3	.	.	20	31	32	63	2.0	.	2	3	.	.	.
33	HART, Alex	8	20	19	39	4.5	1.0	2	1	1	.	30	38	29	67	8.5	2.0	.	3	2	2	.
1B	BURRELL, Jalin	8	27	9	36	0.5	.	6	.	.	.	8	27	9	36	0.5	.	.	6	.	.	.
99	EPTING, Rashaun	7	16	16	32	2.5	1.0	7	16	16	32	2.5	1.0
6	OCASIO, Austin	8	13	18	31	2.5	1.0	21	31	31	62	5.5	1.0	2	1	.	.	.
98	OKONKWO, Kene	8	15	13	28	4.5	34	26	33	59	7.5	1.5
9	BARNWELL Jr., Stanley	7	14	12	26	1.0	.	.	.	1	.	20	22	14	36	2.0	.	.	1	.	1	.
9H	HUGHES, Garrett	8	14	8	22	4.0	2.0	.	.	1	.	44	37	31	68	18.0	10.5	.	2	.	2	.
4P	PARKER, Bijon	7	12	9	21	2.0	2.0	1	3	1	.	25	19	10	29	2.0	2.0	1	3	2	.	.
45	TOHI, Evahelotu	7	12	8	20	2.0	8	13	8	21	2.0
53	BAKER, Cody	8	10	9	19	1.5	1.0	.	1	.	.	34	27	39	66	5.0	2.0	.	2	.	.	.
3R	ROSS, D'Angelo	8	10	6	16	0.0	.	.	7	.	.	8	10	6	16	0.0	.	.	7	.	.	.
29	FLACK, Jordan	8	7	7	14	2.0	1.0	.	.	1	.	8	7	7	14	2.0	1.0	.	.	1	.	.
19	LILLY, Elijah	8	12	1	13	1.0	.	.	1	.	.	17	12	1	13	1.0	.	.	1	.	.	.
92	CONYERS, Jermane	8	6	6	12	1.0	.	.	1	.	1	8	6	6	12	1.0	.	.	1	.	1	.
5S	SEWELL, Jr., Michael	5	8	4	12	0.0	5	8	4	12	0.0
26	TAMAIVENA, Sitivena	8	5	4	9	0.0	8	5	4	9	0.0
2C	CARSON, Kimmie	5	6	1	7	0.0	.	.	1	.	.	42	112	81	193	20.5	5.5	.	6	1	2	.
52	BLACKWELL, Aaron	7	5	2	7	2.5	7	5	2	7	2.5
35	MAXWELL, Kenneth	6	5	1	6	1.0	6	5	1	6	1.0
8H	HOBDY, Jr., Willie	4	2	3	5	0.0	4	2	3	5	0.0
96	WILLIAMS, Johnny	7	3	.	3	0.0	.	.	.	1	.	19	10	2	12	3.0	1	.
2B	BOYCE, Rayshawn	5	2	1	3	1.5	1.0	5	2	1	3	1.5	1.0
93	FLOWERS, Nahje	8	1	2	3	0.0	8	1	2	3	0.0
32	ROTHSCHILLER, Kyle	8	.	3	3	0.0	15	.	3	3	0.0
10	ORTEGA, Gabe	8	2	.	2	0.0	8	2	.	2	0.0
4	JORDAN, Romell	8	2	.	2	0.0	25	4	1	5	0.0
8	DRENNAN, Q'	8	2	.	2	0.0	21	3	.	3	0.0
5J	JOSEPH, Emmanuel	8	1	1	2	0.0	8	1	1	2	0.0
72	JORDAN, Avery	8	1	.	1	0.0	20	1	.	1	0.0
55	JENKINS, Aaron	8	1	.	1	0.0	36	1	1	2	0.0
37	BAKER, DaQuan	4	1	.	1	0.0	.	.	.	1	.	4	1	.	1	0.0	1	.
5	REED, Patrick	8	1	.	1	0.0	27	2	.	2	0.0
16	TUIOTI, Tekava	5	1	.	1	0.0	5	1	.	1	0.0
18	DAVIS, Chris	8	1	.	1	0.0	40	1	.	1	0.0
25	OWENS, Tyrone	8	1	.	1	0.0	32	1	.	1	0.0
95	SANDERS, Jason	8	.	1	1	0.0	46	3	6	9	0.0
	Total	8	286	210	496	41	12	4	25	5	8											
	Opponents	8	322	177	499	35	12	10	20	11	7											

TEAM STATISTICS

Date	Opponent	Rushing				Receiving				Passing				Kick Returns				Punt Returns				tot off
		no.	yds	td	lg	no.	yds	td	lg	cmp-att-int	yds	td	lg	no.	yds	td	lg	no.	yds	td	lg	
Sep 02	ABILENE CHRISTIAN	40	259	3	54	12	222	1	47	12-18-0	222	1	47	2	47	0	27	1	-11	0	0	481
Sep 09	NEW MEXICO STATE	37	176	1	61	20	254	2	27	20-38-2	254	2	27	2	40	0	35	1	15	0	15	430
Sep 14	at Boise State	51	198	1	24	8	79	1	14	8-16-1	79	1	14	2	38	0	22	2	4	0	3	277
Sep 23	at Tulsa	59	338	1	40	9	108	0	27	9-14-1	108	0	27	3	45	0	21	1	16	0	16	446
Sep 30	AIR FORCE	41	363	6	65	4	146	2	71	4-9-0	146	2	71	2	32	0	19	1	9	0	9	509
Oct 14	at Fresno State	37	109	0	14	15	213	0	44	15-30-1	213	0	44	4	81	0	22	0	0	0	0	322
Oct 20	COLORADO STATE	48	318	2	54	7	132	1	47	7-19-0	132	1	47	2	35	0	20	3	15	0	11	450
Oct 28	at Wyoming	40	115	0	18	10	69	0	17	10-25-5	69	0	17	6	126	0	30	3	-12	0	5	184
New Mexico		353	1876	14	65	85	1223	7	71	85-169-10	1223	7	71	23	444	0	35	12	36	0	16	3099
		276	1109	10	57	152	1865	20	81	152-260-4	1865	20	81	5	70	0	19	5	10	0	29	2974

Games: 8 • Avg/rush: 5.3 • Avg/catch: 14.4 • Pass effic: 112.92 • KR avg: 19.3 • PR avg: 3.0 • All purpose avg/game: 463.0 • Total offense avg/gm: 387.4

Date	Opponent	Tackles				Sacks no-yds	Fumble ff fr-yds	Pass Defense			blkd kick	PAT Attempts			off			
		ua	a	total	tfl-yds			int-yds	qbh	brup		kick	rush	rcv	saf	t/o	pts	
Sep 02	ABILENE CHRISTIAN	38	24	62	4.0-38	2.0-31	1	1-0	2-108	4	5	0	5-5	0	0	0	10	38
Sep 09	NEW MEXICO STATE	42	22	64	6.0-12	1.0-4	2	1-7	1-17	1	6	0	0-0	0	1	0	5	28
Sep 14	at Boise State	30	28	58	7.0-17	1.0-1	0	0-0	0-0	0	0	0	2-2	0	0	0	0	14
Sep 23	at Tulsa	28	32	60	3.0-17	2.0-16	0	0-0	1-0	0	5	0	1-1	0	0	0	3	16
Sep 30	AIR FORCE	45	44	89	11.0-51	4.0-29	3	2-0	0-0	2	2	0	8-8	0	0	0	14	56
Oct 14	at Fresno State	37	4	41	1.0-13	1.0-13	2	1-0	0-0	0	4	0	0-0	0	0	0	0	0
Oct 20	COLORADO STATE	34	28	62	4.0-15	1.0-9	0	0-0	0-0	2	3	0	3-3	0	0	0	0	24
Oct 28	at Wyoming	32	28	60	5.0-13	0.0-0	0	0-0	0-0	0	0	0	0-0	0	0	0	0	3
New Mexico		286	210	496	41.0-176	12.0-103	8	5-7	4-125	9	25	0	19-19	0	1	0	32	179
		322	177	499	35.0-147	12.0-85	7	11-20	10-118	2	20	0	29-29	0	0	0	70	230

Date	Opponent	Punting									Field Goals			Kickoffs				
		no.	yds	avg	long	blkd	tb	fc	50+	i20	md-att	long	blkd	no.	yds	avg	tb	ob
Sep 02	ABILENE CHRISTIAN	1	37	37.0	37	0	0	1	0	1	1-1	25	0	7	440	62.9	5	0
Sep 09	NEW MEXICO STATE	8	401	50.1	77	0	2	3	5	2	2-2	23	0	5	321	64.2	4	0
Sep 14	at Boise State	6	250	41.7	52	0	2	2	1	0	0-1	0	0	2	130	65.0	1	0
Sep 23	at Tulsa	1	46	46.0	46	0	1	0	0	0	3-3	53	0	4	260	65.0	4	0
Sep 30	AIR FORCE	5	257	51.4	71	0	1	2	3	1	0-0	0	0	9	578	64.2	8	0
Oct 14	at Fresno State	9	414	46.0	62	0	1	6	3	7	0-1	0	0	1	65	65.0	1	0
Oct 20	COLORADO STATE	3	173	57.7	78	0	0	0	2	2	1-2	51	0	4	260	65.0	4	0
Oct 28	at Wyoming	6	322	53.7	75	0	2	0	5	3	1-1	42	0	2	130	65.0	2	0
New Mexico		39	1900	48.7	78	0	9	14	19	16	8-11	53	0	34	2184	64.2	29	0
		48	2059	42.9	69	0	2	15	13	17	7-8	52	0	45	2759	61.3	18	1

OPPONENT STATISTICS

Date	Opponent	Rushing				Receiving				Passing				Kick Returns				Punt Returns				tot off		
		no.	yds	td	lg	no.	yds	td	lg	cmp	att	int	yds	td	lg	no.	yds	td	lg	no.	yds		td	lg
Sep 02	ABILENE CHRISTIAN	21	8	0	12	35	274	2	36	35	55	2	274	2	36	2	34	0	17	0	0	0	0	282
Sep 09	NEW MEXICO STATE	26	99	0	16	34	401	4	81	34	57	1	401	4	81	1	7	0	7	0	0	0	0	500
Sep 14	at Boise State	32	127	2	28	15	137	2	47	15	19	0	137	2	47	1	19	0	19	2	28	0	29	264
Sep 23	at Tulsa	31	155	1	45	13	131	0	34	13	27	1	131	0	34	0	0	0	0	0	0	0	0	286
Sep 30	AIR FORCE	63	238	2	36	9	158	3	33	9	18	0	158	3	33	1	10	0	10	0	0	0	0	396
Oct 14	at Fresno State	36	227	2	57	13	299	3	75	13	23	0	299	3	75	0	0	0	0	1	1	0	1	526
Oct 20	COLORADO STATE	35	180	1	41	17	231	2	30	17	33	0	231	2	30	0	0	0	0	1	-21	0	0	411
Oct 28	at Wyoming	32	75	2	12	16	234	4	38	16	28	0	234	4	38	0	0	0	0	1	2	0	2	309
Opponents		276	1109	10	57	152	1865	20	81	152	260	4	1865	20	81	5	70	0	19	5	10	0	29	2974
		353	1876	14	65	85	1223	7	71	85	169	10	1223	7	71	23	444	0	35	12	36	0	16	3099

Games: 8 • Avg/rush: 4.0 • Avg/catch: 12.3 • Pass effic: 141.02 • KR avg: 14.0 • PR avg: 2.0 • All purpose avg/game: 396.5 • Total offense avg/gm: 371.8

Date	Opponent	Tackles				Sacks no-yds	Fumble		Pass Defense			blkd kick	PAT Attempts			off		
		ua	a	total	tfl-yds		ff	fr-yds	int-yds	qbh	brup		kick	rush	rcv	saf	t/o	pts
Sep 02	ABILENE CHRISTIAN	34	13	47	5.0-12	3.0-10	1	2-0	0-0	0	1	0	2-2	0	0	0	7	14
Sep 09	NEW MEXICO STATE	40	28	68	4.0-19	1.0-11	1	2-0	2-29	0	4	0	3-3	0	0	0	9	30
Sep 14	at Boise State	41	36	77	7.0-34	1.0-16	1	1-14	1-2	0	3	0	4-4	0	0	0	7	28
Sep 23	at Tulsa	51	30	81	3.0-10	1.0-5	1	2-0	1-18	1	0	0	1-1	0	0	0	6	13
Sep 30	AIR FORCE	31	12	43	2.0-5	0.0-0	0	0-0	0-0	0	1	0	5-5	0	0	0	0	38
Oct 14	at Fresno State	44	10	54	5.0-15	2.0-8	2	1-3	1-18	0	5	0	5-5	0	0	0	3	38
Oct 20	COLORADO STATE	40	20	60	5.0-25	2.0-17	1	1-0	0-0	1	1	0	3-3	0	0	0	3	27
Oct 28	at Wyoming	41	28	69	4.0-27	2.0-18	0	2-3	5-51	0	5	0	6-6	0	0	0	35	42
Opponents		322	177	499	35.0-147	12.0-85	7	11-20	10-118	2	20	0	29-29	0	0	0	70	230
		286	210	496	41.0-176	12.0-103	8	5-7	4-125	9	25	0	19-19	0	1	0	32	179

Date	Opponent	Punting									Field Goals			Kickoffs				
		no.	yds	avg	long	blkd	tb	fc	50+	i20	md-att	long	blkd	no.	yds	avg	tb	ob
Sep 02	ABILENE CHRISTIAN	6	274	45.7	69	0	0	2	2	5	0-1	0	0	3	173	57.7	0	0
Sep 09	NEW MEXICO STATE	9	350	38.9	52	0	1	2	2	1	1-1	39	0	6	332	55.3	3	0
Sep 14	at Boise State	6	258	43.0	63	0	0	1	2	3	0-0	0	0	5	325	65.0	3	0
Sep 23	at Tulsa	4	178	44.5	59	0	1	1	1	2	2-2	50	0	4	255	63.8	1	0
Sep 30	AIR FORCE	4	191	47.8	55	0	0	2	1	0	1-1	33	0	7	430	61.4	4	1
Oct 14	at Fresno State	6	246	41.0	51	0	0	3	1	0	1-1	37	0	7	451	64.4	3	0
Oct 20	COLORADO STATE	5	236	47.2	53	0	0	1	3	3	2-2	52	0	6	353	58.8	3	0
Oct 28	at Wyoming	8	326	40.8	62	0	0	3	1	3	0-0	0	0	7	440	62.9	1	0
Opponents		48	2059	42.9	69	0	2	15	13	17	7-8	52	0	45	2759	61.3	18	1
		39	1900	48.7	78	0	9	14	19	16	8-11	53	0	34	2184	64.2	29	0

PASSING

#16 TUIOTI, Tekava	Comp	Att	Int	Pct	Yards	TD	Long	Sacked	Effic
Abilene Christian	1	1	0	100.0	9	0	9	0-0	175.60
New Mexico State	10	19	0	52.6	151	2	27	0-0	154.13
Fresno State	13	24	1	54.2	200	0	44	0-0	115.83
Colorado State	5	16	0	31.2	84	1	47	2-17	95.97
Wyoming	8	17	3	47.1	47	0	17	0-0	34.99
TOTALS	37	77	4	48.1	491	3	47	2-17	104.08

#13 JORDAN, Lamar	Comp	Att	Int	Pct	Yards	TD	Long	Sacked	Effic
Abilene Christian	11	17	0	64.7	213	1	47	3-10	189.36
New Mexico State	10	19	2	52.6	103	0	26	1-11	77.12
Boise State	1	2	0	50.0	12	0	12	1-16	100.40
Air Force	4	9	0	44.4	146	2	71	0-0	254.04
Fresno State	2	6	0	33.3	13	0	7	2-8	51.53
Colorado State	2	3	0	66.7	48	0	27	0-0	201.07
Wyoming	2	8	2	25.0	22	0	14	2-18	-1.90
TOTALS	32	64	4	50.0	557	3	71	9-63	126.07

#11 GERHART, Coltin	Comp	Att	Int	Pct	Yards	TD	Long	Sacked	Effic
Boise State	7	13	1	53.8	67	1	14	0-0	107.14
Tulsa	9	14	1	64.3	108	0	27	1-5	114.80
TOTALS	16	27	2	59.3	175	1	27	1-5	111.11

#TM TEAM	Comp	Att	Int	Pct	Yards	TD	Long	Sacked	Effic
Boise State	0	1	0	0.0	0	0	0	0-0	0.00
TOTALS	0	1	0	0.0	0	0	0	0-0	0.00

RUSHING & RECEIVING

RUSHING	No-Yds/TD	ACU	NMS	BSU	TLS	AF	FS	CSU	WY	US	TAM	LV	SD
OWENS, Tyrone RB	86-477/3	8-41/1	9-33/0	14-46/1	6-43/0	16-84/0	10-29/0	16-159/1	7-42/0				
McQUARLEY, R. RB	80-437/6	10-22/0	10-30/0	10-36/0	10-34/0	11-179/5	5-20/0	11-73/1	13-43/0				
GERHART, Coltin QB	34-217/1	-	-	8-49/0	24-156/1	DNP	DNP	-	2-12/0				
CHESTNUT, Daryl RB	34-215/2	4-64/2	9-44/0	5-28/0	4-23/0	-	5-29/0	6-27/0	1-0/0				
JORDAN, Romell RB	31-173/1	3-65/0	2-8/0	4-12/0	12-54/0	3-28/1	4-11/0	1-6/0	2-1/0				
JORDAN, Lamar QB	44-142/0	7-52/0	4-8/0	9-20/0	DNP	10-68/0	4-0/0	2-2/0	8-8/0				
GRIFFIN IV, Jay WR	9-102/1	-	1-61/1	1-7/0	1-20/0	1-4/0	3-7/0	2-3/0	-				
TUIOTI, Tekava QB	19-87/0	-	2-8/0	DNP	DNP	DNP	5-14/0	9-62/0	3-3/0				
MORAN, Kentrail RB	8-18/0	3-13/0	DNP	DNP	DNP	DNP	1-1/0	DNP	4-6/0				
CARROLL, Bryson QB	1-10/0	DNP	DNP	DNP	1-10/0	DNP	DNP	DNP	DNP				
VIGILANT, Dae. RB	4-3/0	4-3/0	DNP	DNP	DNP	DNP	DNP	-	DNP				
TEAM	3-5/0	1-1/0	-	-	1-2/0	-	-	1-2/0	-				

RECEIVING	No-Yds/TD	ACU	NMS	BSU	TLS	AF	FS	CSU	WY	US	TAM	LV	SD
HART-JOHNSON, D WR	11-265/1	3-77/0	2-42/0	2-24/0	-	1-49/1	2-56/0	-	1-17/0				
DAVIS, Chris WR	21-242/1	3-55/0	8-81/1	2-22/0	4-60/0	-	1-4/0	1-3/0	2-17/0				
GRIFFIN IV, Jay WR	14-233/3	2-36/1	5-95/1	-	1-3/0	2-75/1	2-13/0	-	2-11/0				
DRENNAN, Q' WR	7-164/0	1-42/0	-	-	1-6/0	-	2-49/0	2-63/0	1-4/0				
UMEH, Anselem WR	3-59/1	-	-	1-14/1	-	-	2-45/0	DNP	DNP				
REED, Patrick WR	5-54/0	-	-	2-17/0	-	-	-	1-21/0	2-16/0				
SHULER, Zahneer RB	3-50/0	-	-	-	1-27/0	-	2-23/0	-	-				
JORDAN, Romell RB	6-38/0	-	1-5/0	1-2/0	-	1-22/0	2-8/0	-	1-1/0				
CHESTNUT, Daryl RB	4-37/0	1-6/0	1-18/0	-	1-6/0	-	1-7/0	-	-				
WILLIAMS, Mar. TE	1-27/0	-	-	-	-	-	-	1-27/0	-				
MOLINA, Aaron WR	2-20/1	-	-	-	DNP	DNP	1-8/0	-	1-12/1				
OWENS, Tyrone RB	4-16/0	1-3/0	1-4/0	-	-	-	-	1-6/0	1-3/0				
HIDALGO, Rafael WR	1-13/0	DNP	1-13/0	DNP	DNP	DNP	DNP	DNP	-				
McQUARLEY, R. RB	3-5/0	1-3/0	1-4/0	-	1-6/0	-	-	-	-				

Total Tackles	UA-A	Total	ACU	NMS	BSU	TLS	AF	FS	CSU	WY	US	TAM	LV	SD
ROTHSCHILLER, J DB	28-21	49	4-4	5-1	1-1	2-5	6-6	3-1	4-2	3-1				
GIRGLE, Jacob DB	19-25	44	3-4	3-1	2-4	2-4	7-6	DNP	1-5	1-1				
HART, Alex LB	20-19	39	2-1	3-3	3-3	1-5	6-3	2-0	2-3	1-1				
BURRELL, Jalin DB	27-9	36	4-1	5-3	2-1	5-1	3-2	1-0	5-0	2-1				
EPTING, Rashaun DB	16-16	32	1-0	4-2	3-4	3-4	1-5	4-1	DNP	-				
OCASIO, Austin LB	13-18	31	1-3	1-0	5-3	0-1	3-6	-	3-3	0-2				
OKONKWO, Kene DL	15-13	28	1-0	3-2	1-1	0-4	4-4	3-0	2-1	1-1				
BARNWELL, Jr. DB	14-12	26	1-1	1-2	2-3	1-0	DNP	4-0	1-4	4-2				
HUGHES, Garrett DL	14-8	22	1-0	2-1	1-1	2-1	3-2	1-0	1-1	3-2				
PARKER, Bijon DB	12-9	21	4-2	1-2	2-1	0-2	1-1	1-0	3-1	DNP				
TOHI, Evahelotu LB	12-8	20	1-2	-	DNP	2-0	2-2	3-1	-	4-3				
BAKER, Cody DL	10-9	19	1-1	0-2	-	2-1	3-2	2-0	2-2	0-1				
ROSS, D'Angelo DB	10-6	16	1-0	1-0	0-2	1-0	-	2-1	4-1	1-2				
FLACK, Jordan LB	7-7	14	-	4-1	1-1	1-1	-	-	1-3	0-1				
LILLY, Elijah DB	12-1	13	3-0	3-0	2-0	2-0	1-0	-	-	1-1				
CONYERS, Jer. DL	6-6	12	-	1-1	1-1	0-1	1-2	2-0	1-1	-				
SEWELL, Jr., M. DB	8-4	12	2-0	DNP	1-0	3-0	1-1	DNP	DNP	1-3				
TAMAIVENA, Siti LB	5-4	9	0-2	1-1	1-0	-	-	-	-	3-1				
BLACKWELL, Aa.	5-2	7	1-0	DNP	-	0-1	-	1-0	1-1	2-0				
CARSON, Kimmie LB	6-1	7	DNP	DNP	DNP	0-1	-	4-0	2-0	-				
MAXWELL, Ken. S	5-1	6	2-0	3-0	0-1	-	-	-	DNP	DNP				
HOBDY, Jr., W. DB	2-3	5	1-0	DNP	-	-	DNP	DNP	DNP	1-3				
WILLIAMS, John. DL	3-0	3	-	-	-	-	1-0	2-0	-	DNP				
ROTHSCHILLER, K DB	0-3	3	0-3	-	-	-	-	-	-	-				
FLOWERS, Nahje DL	1-2	3	-	-	-	-	0-1	1-0	-	0-1				
BOYCE, Rayshawn LB	2-1	3	1-0	-	DNP	DNP	DNP	-	1-0	0-1				
JOSEPH, Emman. DL	1-1	2	-	-	-	-	1-1	-	-	-				
JORDAN, Romell	2-0	2	1-0	-	-	1-0	-	-	-	-				
ORTEGA, Gabe DB	2-0	2	2-0	-	-	-	-	-	-	-				
DRENNAN, Q'	2-0	2	-	-	1-0	-	-	-	-	1-0				
OWENS, Tyrone	1-0	1	-	-	-	-	-	1-0	-	-				
TUIOTI, Tekava	1-0	1	-	-	DNP	DNP	DNP	-	-	1-0				
JENKINS, Aaron	1-0	1	-	-	1-0	-	-	-	-	-				
JORDAN, Avery	1-0	1	-	-	-	-	-	-	-	1-0				
SANDERS, Jason	0-1	1	-	-	0-1	-	-	-	-	-				
REED, Patrick	1-0	1	-	-	-	-	-	-	-	1-0				
BAKER, DaQuan LB	1-0	1	DNP	DNP	DNP	-	1-0	-	-	DNP				
DAVIS, Chris	1-0	1	-	1-0	-	-	-	-	-	-				

SEASON BOX SCORES



14 Game 1: 9/2/2017
Albuquerque, N.M.
38 Att: 21,465

ALBUQUERQUE, N.M. — Lamar Jordan threw for a career-high 213 yards and a touchdown as New Mexico rolled to 481 yards of offense, and combined that with a stellar defensive effort for a 38-14 season-opening win over Abilene Christian. The win was UNM's eighth in the last nine games dating back to last season, and its third in a row.

Defensively, UNM put forth a terrific effort, scoring a touchdown and limiting the Wildcats to just eight yards rushing and 4.98 yards per passing attempt. The touchdown came in the fourth quarter after the Wildcats recovered a fumbled punt at the UNM 6-yard line. On fourth down from the UNM 5-yard line, Dallas Sealey's pass was picked off by Jake Rothschilder, and the defensive captain weaved his way 91 yards for his first career score.

UNM's defense actually got off to a slow start. After Richard McQuarley was stopped on fourth and goal at the 1-yard line, Abilene Christian drove 99 yards for a touchdown and a 7-0 lead. However, UNM would roll to the next 38 points in putting the contest away.

First, the Lobos answered on a five-play, 71-yard drive highlighted by a Jordan to Chris Davis 27-yard pass. Another pass, this to Delane Hart-Johnson, set up Daryl Chestnut's first touchdown of the evening, a four-yarder for a 7-7 tie. After a missed 51-yard field goal by ACU, UNM went to the air again with Hart-Johnson hauling in a 47-yard bomb. Tyrone Owens then scored two plays later to make it 14-7, and the score stayed that way through halftime.

In the third UNM scored on its opening possession with a 75-yard drive that took eight plays. On that eighth play, Chestnut got a crucial block from Romell Jordan, springing him like a bullet for a 54-yard touchdown. Rothschilder on the next drive sacked Sealey, forcing a fumble that Alex Hart recovered, leading to a 25-yard Jason Sanders field goal, making it 24-7.

It stayed that way until the fourth and Rothschilder's 91-yard touchdown. UNM got its last score when on fourth and six from the Abilene Christian 36, Jordan lofted a pass down the sideline that was hauled in by Jay Griffin IV for his first career catch and touchdown, making it 38-7.

ACU tacked on a touchdown with 14 seconds left to account for the final score.

Score by Quarters	1	2	3	4	Total
Abilene Christian	7	0	0	7	14
New Mexico	7	7	10	14	38

Qtr Time Scoring play

1st 03:54 ACU - C. Whitley 36 yd pass from D. Sealey (N. Grau kick), 15-99 5:46
01:28 NM - CHESTNUT, Daryl 4 yd run (SANDERS, Jason kick), 5-71 2:20
2nd 11:20 NM - OWENS, Tyrone 4 yd run (SANDERS, Jason kick), 3-66 1:30
3rd 06:04 NM - CHESTNUT, Daryl 54 yd run (SANDERS, Jason kick), 8-75 3:25
02:40 NM - SANDERS, Jason 25 yd field goal, 5-13 2:03
4th 13:57 NM - GRIFFIN IV, Jay 37 yd pass from JORDAN, Lamar (SANDERS, Jason kick), 5-85 1:38
11:06 NM - ROTHSCHILDER, Jake 91 yd interception return (SANDERS, Jason kick)
00:14 ACU - H. Lees 34 yd pass from L. Anthony (N. Grau kick), 2-34 0:37

	ACU	NM
FIRST DOWNS	20	21
RUSHES-YARDS (NET)	21-8	40-259
PASSING YDS (NET)	274	222
Passes Att-Comp-Int	55-35-2	18-12-0
TOTAL OFFENSE PLAYS-YARDS	76-282	58-481
Fumble Returns-Yards	0-0	0-0
Punt Returns-Yards	0-0	1--11
Kickoff Returns-Yards	2-34	2-47
Interception Returns-Yards	0-0	2-108
Punts (Number-Avg)	6-45.7	1-37.0
Fumbles-Lost	2-1	2-2
Penalties-Yards	6-48	4-29
Possession Time	33:39	26:21
Third-Down Conversions	7 of 18	3 of 9
Fourth-Down Conversions	0 of 1	1 of 3
Red-Zone Scores-Chances	0-1	3-4
Sacks By: Number-Yards	3-10	2-31

RUSHING: Abilene Christian-J. Miller 4-26; T. James 4-19; D. Brown 5-minus 1; D. Sealey 7-minus 10; TEAM 1-minus 26. New Mexico-JORDAN, Romell 3-65; CHESTNUT, Daryl 4-64; JORDAN, Lamar 7-52; OWENS, Tyrone 8-41; McQUARLEY, Richard 10-22; MORAN, Kentraill 3-13; VIGILANT, Daevon 4-3; TEAM 1-minus 1.

PASSING: Abilene Christian-D. Sealey 33-53-2-240; L. Anthony 2-2-0-34. New Mexico-JORDAN, Lamar 11-17-0-213; TUIOTI, Tekava 1-1-0-9.

RECEIVING: Abilene Christian-D. Qualls 9-37; T. Grant 7-49; C. Whitley 4-59; D. Brown 4-19; J. Fink 3-24; J. Miller 3-16; H. Lees 2-34; K. Sadler 2-34; C. Cokley 1-2. New Mexico-HART-JOHNSON, Delane 3-77; DAVIS, Chris 3-55; GRIFFIN IV, Jay 2-36; DRENNAN, Q' 1-42; CHESTNUT, Daryl 1-6; McQUARLEY, Richard 1-3; OWENS, Tyrone 1-3.

INTERCEPTIONS: Abilene Christian-None. New Mexico-ROTHSCHILDER, Jake 1-91; GIRGLE, Jacob 1-17.

FUMBLES: Abilene Christian-TEAM 1-0; D. Sealey 1-1. New Mexico-VIGILANT, Daevon 1-1; DAVIS, Chris 1-1.

Abilene Christian (0-1) vs. New Mexico (1-0)
Date: Sep 02, 2017 • Site: Albuquerque, N.M. • Stadium: Dreamstyle Stadium
Attendance: 21475

Kickoff time: 6:05 pm • End of Game: 9:21 • Total elapsed time: 3:16
Officials: Referee: Kevin Boltmann; Umpire: Jason Parker; Linesman: Gregory Downum;
Line judge: Jay Bilbo; Back judge: Al Moore; Field judge: Robert Asel;
Side judge: Dave Curschman; Center judge: Tyree Walton;
Temperature: 91 • Wind: Calm • Weather: Hazy

THE UNIVERSITY OF NEW MEXICO FOOTBALL



30 Game 2: 9/9/2017
Albuquerque, N.M.
28 Att: 32,427

ALBUQUERQUE, N.M. — It was nearly the greatest comeback in Lobo football history.

Nearly.

Down 30-5 in the fourth quarter, New Mexico, behind backup redshirt freshman quarterback Tevaka Tuioti, went on a furious rally, but it fell just short as a potential tying 2-point conversion was knocked away and New Mexico State escaped with a 30-28 win in front of 32,427 fans, the largest home crowd for the Lobos since the 2009 Rio Grande Rivalry matchup.

After entering the fourth quarter down 30-5, the Lobos scored the final 23 points of the game as they found their rhythm late. Backup quarterback Tevaka Tuioti spurred the UNM comeback with a five-yard touchdown pass to Chris Davis, but the failed two-point conversion kept the score at 30-11. Two minutes later, Jay Griffin IV ran the ball 61 yards into the end zone, and this time a successful two-point attempt made the score 30-19. The Lobos then cut the lead to eight points on their next possession with a 22-yard field goal. The field goal came about after it looked like Tyrone Owens was going to waltz into the end zone, but he got tripped up by the feet on one of his own linemen.

UNM got the ball back after a three-and-out with 2:38 on the clock needing 80 yards. After an incomplete pass, Tuioti hit Delane Hart-Johnson near midfield. Then Griffin caught a pass to move inside Aggie territory. After a false start, Rafael Hidalgo, seeing his first career action, made a 13-yard catch, and Romell Jordan picked up the first down on third-and-two.

With 1:11 left on the game clock, Tuioti completed a 19-yard touchdown pass to the Griffin IV, giving the Lobos a chance to tie with a two-point conversion, but the attempt failed and the Aggies recovered the UNM onside kick to run the clock out.

The Lobos compiled 226 of their total 430 yards of offense in the fourth quarter, and Tuioti threw his first career touchdown pass with 12:42 on the clock before adding another score to finish the night with 151 passing yards.

The Lobos struggled to take care of the ball, finishing the night with four turnovers for the first time since a 40-7 loss to BYU on Nov. 20, 2010. Lamar Jordan failed to find his stride, throwing two interceptions while compiling 103 yards in the air. Jay Griffin IV led the Lobos with 61 yards rushing and 95 receiving, while Chris Davis added another 81 on the ground including his first career touchdown.

On the other side, the NMSU offense compiled 500 total yards of offense, with Tyler Rogers throwing for 401 yards and four scores. Larry Rose III rushed for an additional 99 yards on 21 carries.

Score by Quarters	1	2	3	4	Total
New Mexico State	13	10	7	0	30
New Mexico	2	3	0	23	28

Qtr Time Scoring play

1st 12:56 NMS - Clark, OJ 30 yd pass from Rogers, Tyler (Cramer, Conner rush fumbld), 5-42 1:19
12:56 NM - BURRELL, Jalin PAT return
04:25 NMS - Lottie, Izaiah 81 yd pass from Rogers, Tyler (Brown, Dylan kick), 3-93 1:11
2nd 11:02 NM - SANDERS, Jason 23 yd field goal, 11-56 4:27
06:14 NMS - Brown, Dylan 39 yd field goal, 7-21 1:54
02:22 NMS - Lottie, Izaiah 17 yd pass from Rogers, Tyler (Brown, Dylan kick), 7-80 2:09
3rd 03:28 NMS - Scott, Jaleel 8 yd pass from Rogers, Tyler (Brown, Dylan kick), 9-63 2:09
4th 12:42 NM - DAVIS, Chris 5 yd pass from TUIOTI, Tekava (TUIOTI, Tekava pass failed), 6-54 1:56
10:09 NM - GRIFFIN IV, Jay 61 yd run (McQUARLEY, Richard pass from TUIOTI, Tekava), 1-61 0:13
06:11 NM - SANDERS, Jason 22 yd field goal, 6-31 1:01
01:11 NM - GRIFFIN IV, Jay 19 yd pass from TUIOTI, Tekava (TUIOTI, Tekava pass failed), 8-80 1:27

	NMS	NM
FIRST DOWNS	23	21
RUSHES-YARDS (NET)	26-99	37-176
PASSING YDS (NET)	401	254
Passes Att-Comp-Int	57-34-1	38-20-2
TOTAL OFFENSE PLAYS-YARDS	83-500	75-430
Fumble Returns-Yards	0-0	1-7
Punt Returns-Yards	0-0	1-15
Kickoff Returns-Yards	1-7	2-40
Interception Returns-Yards	2-29	1-17
Punts (Number-Avg)	9-38.9	8-50.1
Fumbles-Lost	3-1	2-2
Penalties-Yards	10-82	13-104
Possession Time	30:22	29:38
Third-Down Conversions	6 of 18	2 of 13
Fourth-Down Conversions	1 of 1	1 of 1
Red-Zone Scores-Chances	2-2	4-4
Sacks By: Number-Yards	1-11	1-4

RUSHING: New Mexico State-Rose III, Larry 21-99; Huntley, Jason 2-4; Rogers, Tyler 2-1; TEAM 1-minus 5. New Mexico-GRIFFIN IV, Jay 1-61; CHESTNUT, Daryl 9-44; OWENS, Tyrone 9-33; McQUARLEY, Richard 10-30; TUIOTI, Tekava 2-8; JORDAN, Romell 2-8; JORDAN, Lamar 4-minus 8.

PASSING: New Mexico State-Rogers, Tyler 34-57-1-401. New Mexico-JORDAN, Lamar 10-19-2-103; TUIOTI, Tekava 10-19-0-151.

RECEIVING: New Mexico State-Scott, Jaleel 8-91; Rose III, Larry 7-48; Clark, OJ 4-49; Cramer, Conner 4-19; Lottie, Izaiah 3-102; Boone, J. 2-25; Huntley, Jason 2-24; Aganon, Josh 2-11; Muse, Anthony 1-26; Dan, Drew 1-6. New Mexico-DAVIS, Chris 8-81; GRIFFIN IV, Jay 5-95; HART-JOHNSON, Delane 2-42; CHESTNUT, Daryl 1-18; HIDALGO, Rafael 1-13; JORDAN, Romell 1-5; OWENS, Tyrone 1-4; McQUARLEY, Richard 1-minus 4.

INTERCEPTIONS: New Mexico State-Laforce, Ron 2-29. New Mexico-GIRGLE, Jacob 1-17.

FUMBLES: New Mexico State-Huntley, Jason 2-0; Clark, OJ 1-1. New Mexico-OWENS, Tyrone 1-1; McQUARLEY, Richard 1-1.

New Mexico State (1-1) vs. New Mexico (1-1)
Date: Sep 09, 2017 • Site: Albuquerque, N.M. • Stadium: Dreamstyle Stadium
Attendance: 32427

Kickoff time: 6:06 pm • End of Game: 9:36 • Total elapsed time: 3:30
Officials: Referee: Jason McArthur; Umpire: Chad Walker; Linesman: Greg LeFils, Sr;
Line judge: Walter Flowers; Back judge: Frank Sanchez; Field judge: Dan Moore;
Side judge: Keith Claiborne; Center judge: Greg LeFils, Jr;
Temperature: 88 F • Wind: SSW 11 • Weather: Mostly cloudy

SEASON BOX SCORES



14 Game 3: 9/14/2017
Boise, Idaho
28 Att: 28,385



BOISE, Idaho --- The New Mexico Lobos' defense kept them in the game, but in the end it wasn't enough to overcome a stout Boise State defense as the Lobos dropped a 28-14 decision in Boise to fall to 1-2 on the season and 0-1 in the Mountain West.

UNM stayed close the whole way, but got into trouble on offense when Lamar Jordan took a vicious late hit after throwing the ball away from Chase Hatada, who was ejected for targeting. Unfortunately, UNM lost the services of Jordan for the game as he was injured and couldn't return. With Tevaka Tuoti, the author of UNM's near comeback last week vs. New Mexico State back in Albuquerque with an injury, that left it up to Coltin Gerhart. Gerhart was not just taking his first snaps for UNM, but his first snaps since high school in 2013.

UNM fell behind after fumbling the ball on the opening drive, a drive which saw UNM move into Bronco territory. BSU got a 28-yard touchdown run from Montell Cozart in his first start at quarterback for a 7-0 lead. UNM answered early in the second quarter when Tyrone Owens took a pitch and scored from 5 yards out to make it 7-7, but BSU answered right back with an 8-play, 91-yard drive capped by a short touchdown catch by Jake Roh.

It stayed that way until just before half, when Jordan was knocked out of the game. Gerhart came in and led UNM into BSU territory, but a 53-yard field goal attempt by Jason Sanders was long enough but wide to the left. That kept the game 14-7, and it stayed that way until the fourth.

UNM's defense kept them in the game until early in the fourth quarter, when after getting pinned at its own 1-yard line, UNM was forced to punt from there, and BSU took the ensuing possession for a short 17-yard touchdown drive, capping it off with a trick-play touchdown as the tight end Roh took a direct snap for a 6-yard touchdown. Roh added another touchdown catch to make it 28-7 with 3:11 left.

Down 28-7, Gerhart threw a 14-yard touchdown to Anselem Umeh for his first career touchdown pass and Umeh's first career catch to make it 28-14. BSU recovered the onside kick and then took a pair of kneel-downs to end it.

UNM took a lot of chances, converting a fake punt for a first down and going 2-for-4 on fourth down, with one of the misses actually a conversion before the McQuarley fumble. UNM also tried a flea flicker in the fourth quarter that looked open but Gerhart was hit as he threw and the ball was picked off.

However, it was UNM's stout defense that kept it close, throwing five three-and-outs and allowing just 5.4 yards per play. UNM's offense was limited to just 267 yards on the night, outgaining Boise State 277-264.

Score by Quarters	1	2	3	4	Total
New Mexico	0	7	0	7	14
Boise State	7	7	0	14	28

Qtr Time Scoring play

1st 09:49 BSU - COZART, Montell 28 yd run (HOGGARTH, Haden kick), 5-46 2:03
 2nd 14:15 NM - OWENS, Tyrone 5 yd run (SANDERS, Jason kick), 10-42 4:37
 09:47 BSU - ROH, Jake 5 yd pass from COZART, Montell (HOGGARTH, Haden kick), 8-90 4:28
 4th 11:55 BSU - ROH, Jake 6 yd run (HOGGARTH, Haden kick), 3-17 1:01
 03:11 BSU - ROH, Jake 15 yd pass from COZART, Montell (HOGGARTH, Haden kick), 8-58 4:27
 01:11 NM - UMEH, Anselem 14 yd pass from GERHART, Coltin (SANDERS, Jason kick), 6-75 2:00

	NM	BSU
FIRST DOWNS	18	12
RUSHES-YARDS (NET)	51-198	32-127
PASSING YDS (NET)	79	137
Passes Att-Comp-Int	16-8-1	19-15-0
TOTAL OFFENSE PLAYS-YARDS	67-277	51-264
Fumble Returns-Yards	0-0	1-14
Punt Returns-Yards	2-4	2-28
Kickoff Returns-Yards	2-38	1-19
Interception Returns-Yards	0-0	1-2
Punts (Number-Avg)	6-41.7	6-43.0
Fumbles-Lost	1-1	0-0
Penalties-Yards	1-5	8-73
Possession Time	33:04	26:56
Third-Down Conversions	3 of 13	4 of 11
Fourth-Down Conversions	2 of 4	0 of 1
Red-Zone Scores-Chances	2-2	3-3
Sacks By: Number-Yards	1-1	1-16

RUSHING: New Mexico-GERHART, Coltin 8-49; OWENS, Tyrone 14-46; McQUARLEY, Richard 10-36; CHESTNUT, Daryl 5-28; JORDAN, Lamar 9-20; JORDAN, Romell 4-12; GRIFFIN IV, Jay 1-7. Boise State-COZART, Montell 9-71; WOLPIN, Ryan 11-39; MATTISON, Alex 6-10; MAHONE, Robert 2-7; ROH, Jake 1-6; TEAM 3-minus 6.

PASSING: New Mexico-GERHART, Coltin 7-13-1-67; JORDAN, Lamar 1-2-0-12; TEAM 0-1-0-0. Boise State-COZART, Montell 15-19-0-137.

RECEIVING: New Mexico-HART-JOHNSON, Delane 2-24; DAVIS, Chris 2-22; REED, Patrick 2-17; UMEH, Anselem 1-14; JORDAN, Romell 1-2. Boise State-WILSON, Cedrick 3-64; ROH, Jake 3-25; MDDSTER, Sean 3-12; WOLPIN, Ryan 2-8; RICHARDSON, AJ 1-11; MATTISON, Alex 1-9; DHAENENS, Alec 1-8; THOMAS, CT 1-0.

INTERCEPTIONS: New Mexico-None. Boise State-VANDER ESCH, L. 1-2.

FUMBLES: New Mexico-McQUARLEY, Richard 1-1. Boise State-None.

New Mexico (1-2, 0-1) vs. Boise State (2-1, 1-0)
 Date: Sep 14, 2017 • Site: Boise, Idaho • Stadium: Albertsons Stadium
 Attendance: 28385

Kickoff time: 6:05 • End of Game: 9:07pm • Total elapsed time: 3:02
 Officials: Referee: Mike Defee; Umpire: Robert Richeson; Linesman: Cal McNeil;
 Line judge: Derek Anderson; Back judge: Terry Jones; Field judge: Joe Blubaugh;
 Side judge: Lo'van Pham; Center judge: Marvel July;
 Temperature: 70F • Wind: NW 10mph • Weather: Partly Cloudy

THE UNIVERSITY OF NEW MEXICO FOOTBALL



16 Game 4: 9/23/2017
Tulsa, Okla.
13 Att: 18,026



TULSA, Okla. --- There were heroes aplenty, but the biggest was certainly Jason Sanders, who kicked a career-long 53-yard field goal with no time left to propel the Lobos to a 16-13 win in the sweltering heat and humidity at Tulsa, evening UNM's record at 2-2.

Sanders' field goal was his third of the game, and it came after a false start penalty moved the attempt back five yards. The winning kick and drive was set up by a diving interception by Bijon Parker, which was UNM's only takeaway of the game and UNM effectively killed off the final 4:43 of the game.

Parker's interception was of the diving variety, and it gave UNM the ball on its own 44-yard line. UNM then went just 22 yards, but took up 10 plays, with Romell Jordan converting a huge 3rd-and-1 and then Coltin Gerhart converting a 3rd-and-4. UNM then ran it twice for three yards, setting up Sanders' kick.

UNM get an unbelievable effort from both Coltin Gerhart in his first start at quarterback since high school in 2013, rushing for 156 yards and throwing for another 108 yards. He also scored UNM's only touchdown of the game, diving in from 19-yards out to finish off UNM's opening drive of the game.

Defensively however might be where the real story lies, as UNM's stout defense allowed just 286 yards on 58 plays, 35 plays below its average. After UNM fumbled on fourth-and-1 at the Tulsa 2-yard line, Tulsa drove deep into UNM territory. It looked like D'Angelo Brewer would give the Golden Hurricane the lead as he broke free down the UNM sideline, but Michael Sewell, Jr., who had just entered the game, chased him down at the UNM 24-yard line. Tulsa had to settle for a short Redford Jones field goal to tie the game at 13-all seven seconds into the fourth quarter.

UNM's defense consistently came up with big plays. Along with Sewell, Jr. and Parker, Jordan Flack's sack on fourth down ended a drive, and UNM forced four punts. Tulsa, which was averaging over 360 yards per game on the ground, totaled just 155, while UNM churned out 338.

Churning might be the operative word, as UNM had clock consuming drives of 8:41 and 9:55 in the game, playing an effective version of keep-away with Tulsa's offense. UNM held the ball for an unreal 42:41 in the game, and it was spread out, with over 21 minutes of possession time each half.

UNM took a 7-0 lead on the opening drive, going 79 yards in six plays, all on the ground, the last 19 from Gerhart. The two teams traded field goals, with Jones from 50 and Sanders from 34 before Tulsa tied it with 12:49 left in the first half on a 4-yard Brewer run. Sanders gave UNM a lead on the ensuing drive with a 39-yard field goal and it stayed 13-10 UNM through the half.

Jones' 26-yard field goal tied it seven seconds into the fourth and it stayed that way until Sanders' career-long boot into the wind walked it off.

Score by Quarters	1	2	3	4	Total
New Mexico	7	6	0	3	16
Tulsa	3	7	0	3	13

Qtr Time Scoring play

1st 11:32 NM - GERHART, Coltin 19 yd run (SANDERS, Jason kick), 6-79 3:28
 07:45 TLS - JONES, R. 50 yd field goal, 7-14 1:20
 2nd 13:57 NM - SANDERS, Jason 34 yd field goal, 17-73 8:41
 12:49 TLS - BREWER, D. 4 yd run (JONES, R. kick), 5-75 1:08
 08:08 NM - SANDERS, Jason 39 yd field goal, 8-59 4:35
 4th 14:53 TLS - JONES, R. 26 yd field goal, 12-84 3:57
 00:00 NM - SANDERS, Jason 53 yd field goal, 10-22 4:43

	NM	TLS
FIRST DOWNS	25	15
RUSHES-YARDS (NET)	59-338	31-155
PASSING YDS (NET)	108	131
Passes Att-Comp-Int	14-9-1	27-13-1
TOTAL OFFENSE PLAYS-YARDS	73-446	58-286
Fumble Returns-Yards	0-0	0-0
Punt Returns-Yards	1-16	0-0
Kickoff Returns-Yards	3-45	0-0
Interception Returns-Yards	1-0	1-18
Punts (Number-Avg)	1-46.0	4-44.5
Fumbles-Lost	4-2	0-0
Penalties-Yards	6-49	6-59
Possession Time	42:41	17:19
Third-Down Conversions	6 of 15	5 of 13
Fourth-Down Conversions	1 of 3	1 of 2
Red-Zone Scores-Chances	3-5	2-2
Sacks By: Number-Yards	2-16	1-5

RUSHING: New Mexico-GERHART, Coltin 24-156; JORDAN, Romell 12-54; OWENS, Tyrone 6-43; McQUARLEY, Richard 10-34; CHESTNUT, Daryl 4-23; GRIFFIN IV, Jay 1-20; CARROLL, Bryson 1-10; TEAM 1-minus 2. Tulsa-BREWER, D. 16-131; BROOKS, S. 9-28; PRESIDENT, C. 6-minus 4.

PASSING: New Mexico-GERHART, Coltin 9-14-1-108. Tulsa-PRESIDENT, C. 13-27-1-131.

RECEIVING: New Mexico-DAVIS, Chris 4-60; SHULER, Zahneer 1-27; McQUARLEY, Richard 1-6; CHESTNUT, Daryl 1-6; DRENNAN, Q' 1-6; GRIFFIN IV, Jay 1-3. Tulsa-HOBBS, J. 7-93; JOHNSON, K. 3-14; BREWER, D. 1-11; STEWART, J. 1-8; CARTER, N. 1-5.

INTERCEPTIONS: New Mexico-PARKER, Bijon 1-0. Tulsa-SUITS, C. 1-18.

FUMBLES: New Mexico-GERHART, Coltin 2-1; CHESTNUT, Daryl 1-0; McQUARLEY, Richard 1-1. Tulsa-None.

New Mexico (2-2) vs. Tulsa (1-3)
 Date: Sep 23, 2017 • Site: Tulsa, Okla. • Stadium: H.A. Chapman Stadium
 Attendance: 18026

Kickoff time: 12:30 pm • End of Game: 3:29 pm • Total elapsed time: 2:59
 Officials: Referee: M. VanderVelde; Umpire: Rico Orso; Linesman: Bill Scott;
 Line judge: John Kilmer; Back judge: Robert Lewis; Field judge: Matt Binford;
 Side judge: Steve Heiman; Center judge: Greg Reid;
 Temperature: 87 • Wind: SSE @ 11 • Weather: partly cloudy

SEASON BOX SCORES



38 Game 5: 9/30/2017
56 Albuquerque, N.M.
Att: 21,864

ALBUQUERQUE, N.M. --- Senior Richard McQuarley tied a 21-year-old program record with five rushing touchdowns on Saturday night to lead the Lobos to a 56-38 rout of the visiting Air Force Falcons. The 18-point margin of victory marks the first time in the Bob Davie era that a matchup between the two teams was decided by more than 12 points.

With the win, New Mexico improves to 3-2 on the season and 1-1 in the Mountain West. In his first game back from an injury against Boise State on Sept. 14, Lamar Jordan threw for 146 yards and two touchdowns, in addition to rushing for 68 yards. Tyrone Owens compiled 84 yards on the ground, while Romell Jordan added 28 yards and a touchdown. New Mexico finished the night with 509 yards of total offense, while the defense recorded four sacks for a loss of 29 yards.

The Lobos went three-and-out on their opening possession, but forced Air Force to punt on its first two drives of the night. McQuarley put the Lobos on the board with a three-yard rush with 2:22 remaining in the first quarter, set up by a 15-yard carry by Tyrone Owens. After the 61-minute weather delay, the Falcons answered with a 15-yard run by Tim McVey to tie the game at seven with 12 minutes left in the second quarter.

A minute later, facing third-and-six on his own 29-yard line, Jordan found Jay Griffin IV for the 71-yard touchdown pass to take a 14-7 lead. Air Force tied the game again at 14 with a 28-yard pass from Arion Worthman to Geraud Sanders, and then forced the Lobos to punt on their following possession.

Following a fourth-and-one conversion at the New Mexico four-yard line, the Falcons took their first lead of the night with 1:39 remaining in the half on a one-yard rush by Worthman.

After the teams traded punts to open the third quarter, Jordan connected with Delane Hart-Johnson for a 49-yard score on the first play of the Lobos' next drive, tying the score at 21. Two minutes later, Garrett Hughes forced an Air Force fumble, which was recovered by Jake Rothschilder on the Falcons' 21-yard line. After two 10-yard carries from Owens and Lamar Jordan, McQuarley capped off the drive with a six-yard run to give the Lobos a 28-21 lead.

On its following drive, New Mexico seemed to stop Air Force in a fourth-and-three attempt, only to have the play negated by a facemask penalty. Three snaps later, an incomplete pass by Worthman left the Falcons facing fourth-and-10 on New Mexico's 16-yard line, and Air Force kicked a 33-yard field goal to slim the Lobo lead to four, 28-24.

After a touchback gave New Mexico the ball on its own 25-yard line, Lamar Jordan ran the Lobos into Air Force territory on a 39-yard carry. Romell Jordan finished the drive with a four-yard touchdown run to give New Mexico a 35-24 lead.

An Air Force fumble on the ensuing kickoff gave the ball back to New Mexico to end the third quarter, and the Lobos scored on a five-yard, McQuarley rush to make the score 42-24 Lobos.

The Falcons cut the lead to 42-31 on a 21-yard pass from Worthman to Ronald Cleveland, but McQuarley made the score 49-31 on a 63-yard rush, the longest of his career to that point. In nearly identical fashion, Air Force scored again on its next possession, only to have McQuarley break his career-long rush again with a 65-yard touchdown three minutes later.

Score by Quarters	1	2	3	4	Total
Air Force	0	21	3	14	38
New Mexico	7	7	21	21	56

Qtr	Time	Scoring play
1st	02:22	NM - McQUARLEY, Richard 3 yd run (SANDERS, Jason kick), 13-70 6:49
2nd	12:04	AF - MCVHEY, Tim 15 yd run (STREBEL, Luke kick), 12-75 5:18
	10:48	NM - GRIFFIN IV, Jay 71 yd pass from JORDAN, Lamar (SANDERS, Jason kick), 3-75 1:16
	07:58	AF - SANDERS, Geraud 28 yd pass from WORTHMAN, Arion (STREBEL, Luke kick), 6-70 2:50
	01:39	AF - WORTHMAN, Arion 1 yd run (STREBEL, Luke kick), 11-72 4:48
3rd	11:25	NM - HART-JOHNSON, Delane 49 yd pass from JORDAN, Lamar (SANDERS, Jason kick), 1-49 0:11
	08:31	NM - McQUARLEY, Richard 6 yd run (SANDERS, Jason kick), 3-21 0:54
	02:10	AF - STREBEL, Luke 33 yd field goal, 15-59 6:21
	00:21	NM - JORDAN, Romell 4 yd run (SANDERS, Jason kick), 4-75 1:57
4th	14:25	NM - McQUARLEY, Richard 5 yd run (SANDERS, Jason kick), 3-17 0:48
	11:01	AF - CLEVELAND, R. 21 yd pass from WORTHMAN, Arion (STREBEL, Luke kick), 9-75 3:24
	06:59	NM - McQUARLEY, Richard 63 yd run (SANDERS, Jason kick), 6-87 3:52
	04:07	AF - REFFITT, Ryan 17 yd pass from WORTHMAN, Arion (STREBEL, Luke kick), 9-75 2:52
	03:57	NM - McQUARLEY, Richard 65 yd run (SANDERS, Jason kick), 1-65 0:10

	AF	NM
FIRST DOWNS	26	16
RUSHES-YARDS (NET)	63-238	41-363
PASSING YDS (NET)	158	146
Passes Att-Comp-Int	18-9-0	9-4-0
TOTAL OFFENSE PLAYS-YARDS	81-396	50-509
Fumble Returns-Yards	0-0	0-0
Punt Returns-Yards	0-0	1-9
Kickoff Returns-Yards	1-10	2-32
Interception Returns-Yards	0-0	0-0
Punts (Number-Avg)	4-47.8	5-51.4
Fumbles-Lost	3-2	1-0
Penalties-Yards	2-15	7-65
Possession Time	35:17	24:43
Third-Down Conversions	7 of 15	4 of 9
Fourth-Down Conversions	2 of 2	0 of 0
Red-Zone Scores-Chances	4-4	4-4
Sacks By: Number-Yards	0-0	4-29

RUSHING: Air Force-WORTHMAN, Arion 30-90; MCVHEY, Tim 14-74; BIRDOW, Taven 12-50; STAFFORD, Jacob 3-11; WILSON, Parker 3-9; MILLER, Malik 1-4. New Mexico-McQUARLEY, Richard 11-179; OWENS, Tyrone 16-84; JORDAN, Lamar 10-68; JORDAN, Romell 3-28; GRIFFIN IV, Jay 1-4.

PASSING: Air Force-WORTHMAN, Arion 9-17-0-158; ROMINE, Nate 0-1-0-0. New Mexico-JORDAN, Lamar 4-9-0-146.

RECEIVING: Air Force-SANDERS, Geraud 4-54; BENNETT, Marcus 2-49; CLEVELAND, R. 2-38; REFFITT, Ryan 1-17. New Mexico-GRIFFIN IV, Jay 2-75; HART-JOHNSON, Delane 1-49; JORDAN, Romell 1-22.

INTERCEPTIONS: Air Force-None. New Mexico-None.

FUMBLES: Air Force-WORTHMAN, Arion 1-1; MILLER, Malik 1-1; MCVHEY, Tim 1-0. New Mexico-JORDAN, Lamar 1-0.

Air Force (1-3,0-2) vs. New Mexico (3-2,1-1)
 Date: Sep 30, 2017 • Site: Albuquerque, N.M. • Stadium: Dreamstyle Stadium
 Attendance: 21864

Kickoff time: 5:02 pm • End of Game: 9:12 • Total elapsed time: 4:10
 Officials: Referee: C. Castleberry; Umpire: Jim Adams; Linesman: Cam McNeill;
 Line judge: Kelly Deterding; Back judge: Donnie Aultmann; Field judge: Scott Gaines;
 Side judge: Anth. Flemming; Center judge: Chris Talent;
 Temperature: 68F • Wind: SSW 12 • Weather: Thunderstorms

THE UNIVERSITY OF NEW MEXICO FOOTBALL



0 Game 6: 10/14/2017
38 Fresno, Calif.
Att: 28,090

FRESNO, Calif. --- Not much went right for New Mexico as Fresno State rolled up 526 yards of offense and limited New Mexico to just 322 as the Bulldogs took a 38-0 win over the Lobos, dropping UNM to 3-3 overall and 1-2 in the Mountain West.

New Mexico had a shot at an early lead after both teams punted twice on its opening two possessions. Tevaka Tuioti hit Q' Drennan with a 38-yard pass to move into Fresno State territory where Jason Sanders lined up for a 44-yard field goal, but a low snap threw off the timing of the kick and it sailed wide left.

Fresno State took over and Marcus McMariyon hit Jamire Jordan for a 70-yard touchdown two plays later, and that made it 7-0. Fresno State wasn't done, getting another pass, this one 75 yards to Keesean Johnson to set up a 12 yard score, also to Johnson, to make it 14-0. It turned 21-0 in the second quarter on a short Ronnie Rivers run after a 57-yard McMariyon scramble on 3rd-and-17.

It went into the half at 21-0, but the second half saw UNM uncharacteristically struggle again. UNM opened the second half by twice driving behind Tuioti into Fresno State territory, only to be done in by turnovers. First Jay Griffin IV fumbled as he went against the grain at the Fresno State 45, and on the next drive Tuioti's pass to Chris Davis, Jr. to the five was broken up, and the ricochet went straight to Mike Bell for an interception.

For UNM, the best player on the field might have been punter Corey Bojorquez. Playing in front of friends and family, he averaged 46.0 yards per kick on nine punts, nailing a career-best seven inside the 20, including three 50 yards punts. He netted 43.7 yards per kick.

The Lobos, down 38-0, UNM went for it on fourth-and-goal at the 3-yard line and threw incomplete. Fresno State was able to run the clock out from there.

McMariyon completed just 13 passes against UNM, but they went for 299 yards. UNM gained just 109 on the ground, and Tuioti threw for 200 on 13 of 24 passing.

UNM gets a short week now to get ready for Colorado State on ESPN2 at 8:15 p.m. on Friday night.

Score by Quarters	1	2	3	4	Total
New Mexico	0	0	0	0	0
Fresno State	14	7	10	7	38

Qtr	Time	Scoring play
1st	04:30	FS - JORDAN, Jamire 70 yd pass from McMARYION, M. (CAMACHO, Jimmy kick), 2-74 0:44
	00:41	FS - JOHNSON, Keesean 12 yd pass from McMARYION, M. (CAMACHO, Jimmy kick), 2-87 0:48
2nd	10:26	FS - RIVERS, Ronnie 4 yd run (CAMACHO, Jimmy kick), 5-82 2:25
3rd	08:04	FS - CAMACHO, Jimmy 37 yd field goal, 8-35 2:31
4th	02:35	FS - JORDAN, Jamire 32 yd pass from McMARYION, M. (CAMACHO, Jimmy kick), 1-32 0:07
	08:05	FS - HOKIT, Josh 12 yd run (CAMACHO, Jimmy kick), 7-84 3:51

	NM	FS
FIRST DOWNS	14	17
USHES-YARDS (NET)	37-109	36-227
ASSING YDS (NET)	213	299
asses Att-Comp-Int	30-15-1	23-13-0
TOTAL OFFENSE PLAYS-YARDS	67-322	59-526
umble Returns-Yards	0-0	1-3
unt Returns-Yards	0-0	1-1
ickoff Returns-Yards	4-61	0-0
nterception Returns-Yards	0-0	1-18
unts (Number-Avg)	9-46.0	6-41.0
umbles-Lost	3-1	2-1
enalties-Yards	3-35	2-25
ossession Time	33:44	26:16
hird-Down Conversions	2 of 14	4 of 13
ourth-Down Conversions	0 of 2	1 of 1
ed-Zone Scores-Chances	0-1	4-4
sacks By: Number-Yards	1-13	2-8

USHING: New Mexico-OWENS, Tyrone 10-29; CHESTNUT, Daryl 5-29; McQUARLEY, Richard 5-20; TUIOTI, Ekava 5-14; JORDAN, Romell 4-11; GRIFFIN IV, Jay 3-7; JORDAN, Lamar 4-0; MORAN, Kentrail 1-minus 1. Fresno State-HOKIT, Josh 14-70; MIMS, Jordan 10-65; McMARYION, M. 4-50; RIVERS, Ronnie 6-39; O'NEAL, Jepton 1-5; VIRGIL, Chason 1-minus 2.

PASSING: New Mexico-TUIOTI, Tekava 13-24-1-200; JORDAN, Lamar 2-6-0-13. Fresno State-McMARYION, M. 3-23-0-299.

RECEIVING: New Mexico-HART-JOHNSON, Delane 2-56; DRENNAN, Q' 2-49; UMEH, Anselem 2-45; SHULER, Jahneer 2-23; GRIFFIN IV, Jay 2-13; JORDAN, Romell 2-8; MOLINA, Aaron 1-8; CHESTNUT, Daryl 1-7; AVIS, Chris 1-4. Fresno State-JOHNSON, Keesean 5-105; JORDAN, Jamire 3-108; MIMS, Jordan 1-29; IOKIT, Josh 1-27; RICE, Jared 1-22; GRIM, Derrion 1-7; SCOTT, Da'Mari 1-1.

INTERCEPTIONS: New Mexico-None. Fresno State-BELL, Mike 1-18.

FUMBLES: New Mexico-JORDAN, Lamar 1-0; OWENS, Tyrone 1-0; GRIFFIN IV, Jay 1-1. Fresno State-RIVERS, Ronnie 1-1; MIMS, Jordan 1-0.

New Mexico (3-3,1-2) vs. Fresno State (4-2,3-0)
 Date: Oct 14, 2017 • Site: FRESNO, Calif. • Stadium: Bulldog Stadium
 Attendance: 28090

Kickoff time: 7:08pm • End of Game: 10:05pm • Total elapsed time: 2:57
 Officials: Referee: Kevin Boltmann; Umpire: M. Henderson; Linesman: Greg Downum;
 Line judge: Jay Bilbo; Back judge: Alvin Moore; Field judge: Robert Asel;
 Side judge: D. Gurschman; Center judge: Tyree Walton;
 Temperature: 70 • Wind: 5 mph • Weather: Clear

SEASON BOX SCORES



27 Game 7: 10/20/2017
Albuquerque, N.M.
24 Att: 17,385



ALBUQUERQUE, N.M. --- The University of New Mexico's comeback bid fell just short, losing 27-24 to Colorado State in its "Lobos Love Pink" game despite Tyrone Owens rushing for 159 yards and a touchdown.

Overall the team outgained Colorado State 450-411 and UNM rushed for 354 yards a week after getting just 109, despite massive changes along the offensive line.

Down 27-17 after a Wyatt Bryan 52-yard field goal with 5:05 to go, UNM mounted one last comeback attempt and nearly pulled off a miracle. It took 14 plays and 75 yards, but UNM eventually answered with a 12-yard touchdown pass from Tuioti to Aaron Molina, Molina's first as a Lobo, to bring New Mexico within three at 27-24 with 0:22 left on the clock. The drive took a while as there was a sequence of five penalties on six plays.

Down 27-24, Jason Sander's attempted an onside kick, and it bounced off of CSU's Dalton Fackrell and UNM pounced on it, giving them one last shot with 22 seconds left and no timeouts. Tuioti scrambled to the Ram 47, but his next two passes were incomplete, the second after the original ruling of a catch was overturned on the field and then held up on review.

With three seconds left, UNM passed on a 64-yard field goal attempt into the wind and went for the desperation Hail Mary, but Evan Colorito sacked Tuioti before he could get the pass off, ending the game.

The loss is the Lobos' eighth consecutive against the Rams; the last time they beat Colorado State was a 29-27 win on Nov. 21, 2009.

Despite being an underdog in the contest, New Mexico kept the game close, holding Colorado State to only 63 yards of offense in the first quarter. The Lobos received the opening kickoff but turned the ball over on downs after a Daryl Chestnut run was spotted short of a first down on the Colorado State 32-yard line. After the Rams took over, New Mexico similarly stopped the Colorado State fourth-down run short of a first down to regain possession.

New Mexico got on the board first with a three-yard run by McQuarley with 35 seconds left in the first quarter to make the score 7-0. The touchdown was set up by a 21-yard run by Chestnut and a 19-yard carry by Owens.

The Lobos forced Colorado State to punt on its following drive before marching back down the field to the Rams' 23-yard line. Facing 4th-and-3, UNM elected to kick a field goal, but Sanders missed the 40-yard attempt to keep the score at 7-0.

Colorado State answered with a series of carries by Izzy Matthews and finished the drive with a 7-yard touchdown pass from Nick Stevens to Dalton Fackrell to tie the score at 7-7 with 7:48 left in the half.

Tevaka Tuioti came in at quarterback on the Lobos' next drive, but they went 3-and-out with two short carries and one incompleton.

The Rams quickly moved the ball down the field to score on a 14-yard pass from Stevens to Olabisi Johnson, taking a 14-7 lead with 2:19 remaining in the half.

Owens quickly advanced the Lobos to the 50-yard line with a 24-yard run, and a Colorado State personal foul gave the Lobos the ball on the Rams' 35. After a short run and two dropped passes, Sanders kicked a 51-yard field goal to cut the lead to 14-10.

After the Lobos kicked off to Colorado State with 1:16 left in the half, the Rams scored on a one-yard rush by Matthews to take a 21-10 lead going into the break.

Score by Quarters	1	2	3	4	Total
Colorado State	0	21	0	6	27
New Mexico	7	3	7	7	24

Qtr Time Scoring play

1st 00:35 NM - McQUARLEY, Richard 3 yd run (SANDERS, Jason kick), 9-74 5:09
 2nd 07:48 CSU - FACKRELL, D. 7 yd pass from STEVENS, N. (BRYAN, W. kick), 6-77 3:17
 02:19 CSU - JOHNSON, O. 14 yd pass from STEVENS, N. (BRYAN, W. kick), 9-89 3:50
 01:16 NM - SANDERS, Jason 51 yd field goal, 6-40 1:00
 00:17 CSU - MATTHEWS, I. 1 yd run (BRYAN, W. kick), 6-75 0:59
 3rd 08:00 NM - OWENS, Tyrone 25 yd run (SANDERS, Jason kick), 2-72 0:46
 14:49 CSU - BRYAN, W. 40 yd field goal, 9-53 3:10
 4th 05:05 CSU - BRYAN, W. 52 yd field goal, 9-31 5:14
 00:24 NM - MOLINA, Aaron 12 yd pass from TUIOTI, Tekava (SANDERS, Jason kick), 14-75 4:41

	CSU	NM
FIRST DOWNS	23	21
RUSHES-YARDS (NET)	35-180	48-318
PASSING YDS (NET)	231	132
Passes Att-Comp-Int	33-17-0	19-7-0
TOTAL OFFENSE PLAYS-YARDS	68-411	67-450
Fumble Returns-Yards	0-0	0-0
Punt Returns-Yards	1-21	3-15
Kickoff Returns-Yards	0-0	2-35
Interception Returns-Yards	0-0	0-0
Punts (Number-Avg)	5-47.2	3-57.7
Fumbles-Lost	0-0	3-1
Penalties-Yards	8-88	12-105
Possession Time	29:12	30:48
Third-Down Conversions	7 of 15	2 of 12
Fourth-Down Conversions	0 of 1	2 of 5
Red-Zone Scores-Chances	3-3	2-2
Sacks By: Number-Yards	2-17	1-9

RUSHING: Colorado State-MATTHEWS, I. 21-116; DAWKINS, D. 12-71; STEVENS, N. 2-minus 7. New Mexico-OWENS, Tyrone 16-159; McQUARLEY, Richard 11-73; TUIOTI, Tekava 9-62; CHESTNUT, Daryl 6-27; GRIFFIN IV, Jay 2-3; JORDAN, Lamar 2-2; TEAM 1-minus 2; JORDAN, Romell 1-minus 6.

PASSING: Colorado State-STEVENS, N. 17-33-0-231. New Mexico-TUIOTI, Tekava 5-16-0-84; JORDAN, Lamar 2-3-0-48.

RECEIVING: Colorado State-GALLUP, M. 6-58; JOHNSON, O. 5-77; FACKRELL, D. 3-40; MATTHEWS, I. 1-22; JACKSON, W. 1-18; DAWKINS, D. 1-16. New Mexico-DRENNAN, Q. 2-63; WILLIAMS, Marcus 1-27; REED, Patrick 1-21; MOLINA, Aaron 1-12; OWENS, Tyrone 1-6; DAVIS, Chris 1-3.

INTERCEPTIONS: Colorado State-None. New Mexico-None.

FUMBLES: Colorado State-None. New Mexico-McQUARLEY, Richard 1-1; TUIOTI, Tekava 1-0; JORDAN, Romell 1-0.

Colorado State (6-2,4-0) vs. New Mexico (3-4,1-3)
 Date: Oct 20, 2017 • Site: Albuquerque, N.M. • Stadium: Dreamstyle Stadium
 Attendance: 17358

Kickoff time: 8:21 pm • End of Game: 12:01 • Total elapsed time: 3:40
 Officials: Referee: Reggie Smith; Umpire: Tab Slaughter; Linesman: Mike Moeller;
 Line Judge: Mark Stewart; Back Judge: Lyndon Nixon; Field Judge: Matt Mills;
 Side Judge: Tim Murray; Center Judge: Daniel Scanlan;
 Temperature: 56 • Wind: 12 MPH • Weather: Cool

THE UNIVERSITY OF NEW MEXICO FOOTBALL



3 Game 8: 10/28/2017
Laramie, Wyo.
42 Att: 18,249



ALBUQUERQUE, N.M. --- New Mexico turned the ball over five times in a forgettable first half and seven overall accounting for 35 points and Wyoming ended a three-game losing streak to the Lobos with a 42-3 win in Laramie. The loss was UNM's third straight and it dropped UNM to 3-5 on the season.

The first turnover of the game proved costly. After both teams defensively forced a pair of punts, Lamar Jordan attempted a screen pass to Tyrone Owens, but Carl Granderson picked it off and rumbled to the 3-yard line, where Josh Allen sneaked over two plays later giving Wyoming a 7-0 lead.

It stayed that way until the second quarter when Tevaka Tuioti was intercepted on the next drive, leading to the first of three Austin Fort touchdowns. Fort would score again after Chris Davis muffed a punt, Wyoming's third touchdown of the game. To that point, UNM's defense had allowed just 94 yards of offense, but three short fields, two in the red zone, hurt.

After Fort's third touchdown, Tuioti was picked off two more times, each leading to touchdowns, making it 42-0 at the half.

New Mexico struggled offensively on the road for a third straight game. The five interceptions marked the most since throwing five against Colorado State in 2001.

New Mexico didn't get on the board until the fourth quarter when the Lobo drove all the way down to the Wyoming 11-yard line behind Lamar Jordan. However, on third down he was sacked, and Jason Sanders hammered in a 42-yard field goal to break the shutout. It ended a string of seven straight scoreless quarters on the road.

Along with the five interceptions, UNM suffered a pair of turnovers on fumbled punts. UNM's defense allowed 42 points, but that was a bit of a mirage, as the defense limited Wyoming to just 75 yards rushing and only 309 total.

Score by Quarters	1	2	3	4	Total
New Mexico	0	0	0	3	3
Wyoming	7	35	0	0	42

Qtr Time Scoring play

1st 02:37 WY - ALLEN, Josh 1 yd run (ROTHER, Cooper kick), 2-3 0:26
 2nd 12:07 WY - FORT, Austin 4 yd pass from ALLEN, Josh (ROTHER, Cooper kick), 6-29 2:03
 07:32 WY - FORT, Austin 2 yd run (ROTHER, Cooper kick), 2-16 0:36
 03:25 WY - FORT, Austin 11 yd pass from ALLEN, Josh (ROTHER, Cooper kick), 7-80 2:56
 02:46 WY - OKWOLI, John 19 yd pass from ALLEN, Josh (ROTHER, Cooper kick), 2-30 0:23
 00:58 WY - JOHNSON, C.J. 38 yd pass from ALLEN, Josh (ROTHER, Cooper kick), 1-38 0:00
 4th 14:08 NM - SANDERS, Jason 42 yd field goal, 14-59 7:14

	NM	WY
FIRST DOWNS	13	18
RUSHES-YARDS (NET)	40-115	32-75
PASSING YDS (NET)	69	234
Passes Att-Comp-Int	25-10-5	28-16-0
TOTAL OFFENSE PLAYS-YARDS	65-184	60-309
Fumble Returns-Yards	0-0	1-3
Punt Returns-Yards	3--12	1-2
Kickoff Returns-Yards	6-126	0-0
Interception Returns-Yards	0-0	5-51
Punts (Number-Avg)	6-53.7	8-40.8
Fumbles-Lost	2-2	0-0
Penalties-Yards	6-55	5-50
Possession Time	32:10	27:50
Third-Down Conversions	6 of 18	4 of 13
Fourth-Down Conversions	1 of 1	0 of 1
Red-Zone Scores-Chances	1-1	5-6
Sacks By: Number-Yards	0-0	2-18

RUSHING: New Mexico-McQUARLEY, Richard 13-43; OWENS, Tyrone 7-42; GERHART, Colin 2-12; JORDAN, Lamar 8-8; MORAN, Kentrail 4-6; TUIOTI, Tekava 3-3; JORDAN, Romell 2-1; CHESTNUT, Daryl 1-0. Wyoming-WOODS, Trey 11-25; OVERSTREET, K. 7-24; ALLEN, Josh 4-20; SMITH, Nick 2-8; FORT, Austin 1-2; HALL, Milo 1-0; EVANS, Nico 2-minus 2; GREEN II, Mike 4-minus 2.

PASSING: New Mexico-TUIOTI, Tekava 8-17-3-47; JORDAN, Lamar 2-8-2-22. Wyoming-ALLEN, Josh 16-28-0-234.

RECEIVING: New Mexico-DAVIS, Chris 2-17; REED, Patrick 2-16; GRIFFIN IV, Jay 2-11; HART-JOHNSON, Delane 1-17; DRENNAN, Q. 1-4; OWENS, Tyrone 1-3; JORDAN, Romell 1-1. Wyoming-PRICE, James 4-68; JOHNSON, C.J. 2-44; CONWAY, Austin 2-39; OKWOLI, John 2-30; FORT, Austin 2-15; MAYFIELD, Tyree 1-14; HARSHMAN, Josh 1-10; HALL, Milo 1-9; CROW, Dontae 1-5.

INTERCEPTIONS: New Mexico-None. Wyoming-WINGARD, A. 2-12; GRANDERSON, C. 1-37; EPPS, Marcus 1-2; HALL, Tyler 1-0.

FUMBLES: New Mexico-JORDAN, Romell 1-1; DAVIS, Chris 1-1. Wyoming-None.

New Mexico (3-5,1-4) vs. Wyoming (5-3,3-1)
 Date: Oct 28, 2017 • Site: Laramie, Wyo. • Stadium: War Memorial Stadium
 Attendance: 18249

Kickoff time: 5:32 pm • End of Game: 8:46 pm • Total elapsed time: 3:14
 Officials: Referee: MikeVandervelde; Umpire: Rico Orso; Linesman: Bill Scott;
 Line Judge: John Kilmer; Back Judge: Robert Lewis; Field Judge: Rich Almeroth;
 Side Judge: Steve Heiman; Center Judge: Greg Reid;
 Temperature: 50 • Wind: 25 NW • Weather: Mostly Sunny