



## DAMION RATLEY

Senior WR easily leads the team with a 22.9 yards per catch average on a career-high 17 grabs.



2017 FOOTBALL

GAME 10 NOTES

## NEW MEXICO

(3-6, 1-5 vs. MWC)

AP/USAT Rank: NR / NR

Head Coach: Bob Davie (5th season)



## TEXAS A&M

(5-4, 3-3 vs. SEC)

AP/USAT Rank: NR / NR


Head Coach: Kevin Sumlin (6th season)

Date: Nov. 11, 2017 | Kickoff: 6 p.m. CT | Site: Kyle Field, College Station, Texas | TV: ESPNU (national)


## STATISTICAL LEADERS




**RUSHING**  
**TRAYVEON WILLIAMS** | So.  
 Houston, Texas  
 575 yards, 116 carries, 5 TD  
 5.0 yards/carry



**TACKLES**  
**TYREL DODSON** | So.  
 Franklin, Tenn.  
 83 total tackles




**RECEIVING**  
**CHRISTIAN KIRK** | Jr.  
 Scottsdale, Ariz.  
 42 catches  
 455 yards, 5 TDs




**INTERCEPTIONS**  
**ARMANI WATTS** | Sr.  
 Forney, Texas  
 4 interceptions

## 2017 SCHEDULE


**L**   
 L, 45-44 | 9/3 | 6:30 PM  
 Rose Bowl, Pasadena, Calif.

**W**   
 W, 24-14 | 9/9 | 6 PM  
 Kyle Field, College Station, TX

**W**   
 W, 45-21 | 9/16 | 11 AM  
 Kyle Field, College Station, TX


**W**   
 W, 50-43<sup>OT</sup> | 9/23 | 11 AM  
 AT&T Stadium, Arlington, TX

**W**   
 W, 24-17 | 9/30 | 6:30 PM  
 Kyle Field, College Station, TX

**L**   
 L, 27-19 | 10/7 | 6:15 PM  
 Kyle Field, College Station, TX

**W**   
 W, 19-17 | 10/14 | 6 PM  
 Ben Hill Griffin Stadium, Gainesville, Fla.

**L**   
 L, 35-14 | 10/28 | 6:15 PM  
 Kyle Field, College Station, TX

**L**   
 L, 42-27 | 11/4 | 11 AM  
 Kyle Field, College Station, TX

  
 11/11 | 6 PM | ESPNU  
 Kyle Field, College Station, TX

  
 11/18 | TBA | TBA  
 Vaught-Hemingway Stadium, Oxford, Miss.

  
 11/25 | TBA | TBA  
 Tiger Stadium, Baton Rouge, La.

Follow the Aggies:  @AggieFootball  @AggieFootball @CoachSumlin



## 2017 SCHEDULE BREAKDOWN

	<b>UCLA</b> (RV-AP / RV-HC) Sunday, Sept. 3   6:30 p.m. Rose Bowl, Pasadena, Calif. L, 45-44   TV: Fox	UCLA rallied from a 34-point deficit to beat the Aggies, 45-44 ... it was the largest lead lost in school history ... T. Williams became 4th Aggie w. multiple games w. 200+ rushing yards ... A. Watts has game-hi 13 tackles, 2 PBU, 1 FF, 1 RF.
	<b>NICHOLLS</b> Saturday, Sept. 9   6 p.m. Kyle Field, College Station, Texas W, 24-14   TV: ESPNU	Aggies scored final 10 points of the game to pull away from Colonels, who tied the contest at 14-14 early in 4th Q ... TAMU leans on little-used RB K. Bussey to close out game (15 rushes, 97 yards, 1 TD) ... no turnovers by Aggies for 2nd straight game.
	<b>UL LAFAYETTE</b> Saturday, Sept. 16   11 a.m. Kyle Field, College Station, Texas W, 45-21   TV: SEC Network	Texas A&M rallied from a 7-point halftime deficit (21-14) to win, 45-21. Defense pitched 2nd half shutout, while offense scored 31 unanswered ... K. Mond 1st true freshman 300-yard passer, 4 TD contributed by members of 2017 signing class.
	<b>vs. Arkansas</b> (NR-AP / RV-HC) Saturday, Sept. 23   11 a.m. AT&T Stadium, Arlington, Texas W, 50-43 OT   TV: ESPN	Aggies win 6th straight meeting vs. ARK, matching longest win streak in school history (1938-43) ... required OT for the 3rd time in last four matchups ... C. Kirk contributes 3 TDs (2 rec/1 KOR), 246 A-P yards ... A. Watts clinches with INT in the endzone.
	<b>SOUTH CAROLINA</b> (NR-AP/RV-HC) Saturday, Sept. 30   6:30 p.m. Kyle Field, College Station, Texas W, 24-17   TV: SEC Network	Aggies rally from a 10-pt 2nd half deficit to remain unbeaten vs. their permanent cross-division rival (4-0) ... K. Ford scores 2 TDs while rushing for 70 yards on 12 carries ... K. Mond accounts for 254 total yards, including game-high 95 rush yards.
	<b>ALABAMA</b> (#1-AP / #1-HC) Saturday, Oct. 7   6:15 p.m. Kyle Field, College Station, Texas L, 27-19   TV: ESPN	K. Mond posts rushing and passing TD while connecting on 19-of-29 passes ... T. Dodson has career-high 16 tackles, including 2.5 TFL, 1.0 QBS, 2 QBH ... D. Renfro forces 1st Tide turnover of 2017, recovered by D. Capers-Smith
	<b>at Florida</b> (RV-AP / RV-HC) Saturday, Oct. 14   6 p.m. Ben Hill Griffin Stadium, Gainesville, Fla. W, 19-17   TV: ESPN2	Aggies win first game in state of Fla. since 1944 ... 1st ever win by Aggies in Gainesville ... 19 points is lowest point total in an Aggie win since 2010 (9-6 over Nebraska) ... 4th 2nd half comeback of season ... career hi 12 tackles by O. Alaka ... 4 FGs by D. LaCamera
	<b>MISSISSIPPI ST.</b> (RV-AP / RV-HC) Saturday, Oct. 28   6:15 p.m. Kyle Field, College Station, Texas L, 35-14   TV: ESPN	Road team wins for first time in series since 2012 ... T. Dodson logs 3rd straight 10+ tackle game with game-high 12 stops ... A. Watts goes over 300 tackles for career w. 11 stops ... N. Starkel returns from injury, passes for 133 yards, 1 TD, 1 INT (8-of-15)
	<b>AUBURN</b> (16-AP / 15-HC) Saturday, Nov. 4   11 a.m. Kyle Field, College Station, Texas L, 42-27   TV: ESPN	N. Starkel comes off bench to pass for 184 yards, 2 TDS ... T. Williams leads w. 103 yards on 15 rushes ... C. Kirk has season-high 8 catches ... D. Ratley grabs pair of TD catches ... 14 tackles for T. Dodson ... Aggies block 2 FGs ... D. LaCamera perfect on 2 FGA.
	<b>NEW MEXICO</b> Saturday, Nov. 11   6 p.m. Kyle Field, College Station, Texas TV: ESPNU	<b>Series record:</b> Texas A&M leads 3-0 Longtime Texas A&M defensive coordinator Bob Davie returns to Kyle Field for a second time as a head coach. He was head coach at Notre Dame in 2001 for a 24-3 Aggie win in CS.
	<b>at Ole Miss</b> Saturday, Nov. 18   11 am/6 pm Vaught-Hemingway Stadium, Oxford, Miss. TV: TBA	<b>Series record:</b> Texas A&M leads 6-3
	<b>at LSU</b> Saturday, Nov. 25   TBA Tiger Stadium, Baton Rouge, La. TV: TBA	<b>Series record:</b> LSU leads 32-20-3



### SETTING THE SCENE ... NEW MEXICO @ TEXAS A&M

**KICKOFF:** 6 p.m. CT

**SITE:** Kyle Field, College Station, Texas (cap. 102,733)

**RANKINGS:**  
New Mexico: (Not Ranked)  
Texas A&M: (Not Ranked))

**TELEVISION:**  
**ESPNU** (National)  
Clay Matvick, play-by-play  
Kirk Morrison, analyst

**RADIO:**  
**Texas A&M Radio Network** (Regional)  
The Texas A&M Radio Network provides coverage via nearly 60 stations across the state of Texas. For a complete list of affiliates, please go to 12thMan.com.

Dave South, play-by-play  
Dave Elmendorf, analyst  
Will Johnson, sideline

**Texas A&M Spanish Network** (Regional)  
Texas A&M's Spanish broadcast can be heard on radio stations in Dallas, San Antonio, Houston, El Paso, Brownsville and McAllen, Texas. Locally, the TAMU Spanish Network can be heard on 1550 AM.

Pedro Vela Almaguer, play-by-play  
Noel Orellana, analyst

**SIRIUS XM:**  
The Texas A&M Radio Network call of the game can be heard on SiriusXM 138 / 190. The ESPN Radio national call will be available on SiriusXM 80.

#### SERIES VS. NEW MEXICO:

*A&M leads, 3-0*

10 / 16 / 26	College Station	W	63	0
9 / 6 / 08	Albuquerque	W	28	22
9 / 5 / 09	College Station	W	41	6

## UNM IS FINAL HOME GAME FOR 14 SENIORS

Texas A&M's annual Senior Night on Saturday vs. New Mexico will honor the careers of 14 seniors and graduate players, as well as 11 support staffers.

- The Senior Class of 2017 will be seeking the 30th win of their careers against the Lobos.
- A win over New Mexico would make the Aggies' bowl eligible for a fourth straight season. The seniors' previous bowls were the Liberty Bowl, Music City Bowl and Texas Bowl (1-2 record).
- The seniors have compiled a 29-19 record from 2014-present.
- Among those 29 wins are seven wins over AP Top 25 teams, including top 10 wins over No. 9 South Carolina in 2014 and No. 9 Tennessee in 2016.

### Senior Class of 2017

Kalvin Cline	Fort Lauderdale, Fla.
Qualen Cunningham	Phoenix, Ariz.
Christian Daimler	Houston, Texas
David Darley	Oxnard, Calif.
Keith Ford	Cypress, Texas
Zaycoven Henderson	Longview, Texas
Jake Hubenak	Georgetown, Texas
Jarrett Johnson	Katy, Texas
Damion Ratley	Yoakum, Texas
Tanner Schorp	San Antonio, Texas
Shane Tripucka	Allen, Texas
Armani Watts	Richmond, Calif.
Kyle Whitley	Troy, Texas
Priest Willis	Phoenix, Ariz.

**STUDENT TRAINERS:** Kaity Carter, Kevin Clerky, Victoria Hunt, Cole Stembridge, Rachel Sussman

**STUDENT MANAGERS:** Nick Ahrens, Clete Norton, Ryley Paroulek

**STUDENT COACHES VIDEO:** Cody Burrell, George Ollre, Chad Ruesink

## TEXAS A&M RECORD IN KEVIN SUMLIN ERA (2012-PRESENT)

### Overall Wins by Percentage

Alabama	73-7	0.913
Georgia	57-18	0.760
LSU	51-21	0.708
Texas A&M	49-25	0.662
Mississippi State	47-27	0.635
Florida	44-28	0.611
Auburn	45-29	0.608

### Vs. SEC opponents by Percentage

Alabama	42-4	0.913
Georgia	33-13	0.717
Florida	30-17	0.638
LSU	28-17	0.622
Texas A&M	24-22	0.522
Mississippi State	23-22	0.511
Auburn	23-23	0.500

### Vs. AP Top 25 Opponents by Percentage

Alabama	32-7	0.821
LSU	16-12	0.571
Georgia	12-12	0.500
Texas A&M	12-15	0.444
Auburn	12-19	0.387
Ole Miss	12-19	0.387
South Carolina	8-15	0.348

### at Home by Percentage

Alabama	39-2	0.951
Georgia	32-6	0.842
LSU	33-7	0.825
Mississippi State	30-9	0.769
Florida	26-9	0.743
South Carolina	28-10	0.737
Auburn	30-11	0.732
Ole Miss	29-12	0.707
Tennessee	26-14	0.650
Texas A&M	26-14	0.650

### Road/Neutral by Percentage

Alabama	34-5	0.872
Texas A&M	23-11	0.676
Georgia	25-12	0.676
LSU	18-14	0.563
Missouri	17-16	0.515
Florida	18-19	0.486
Mississippi State	17-18	0.486

## WHAT TO WATCH FOR #UNMvsTAMU:

Texas A&M will go out of conference as the Aggies seek their sixth win of the season and bowl eligibility against the New Mexico Lobos on Saturday at Kyle Field.

- With a win, the Aggies would extend their school record streak of bowl game participation to nine straight years.
- The Aggies' next victory will be the 50th of head coach Kevin Sumlin's career at Texas A&M. Only four head coaches have reached the 50-win plateau in Aggieland: R.C. Slocum (123), Homer Norton (82), D.X. Bible (72) and Jackie Sherrill (52).
- The Aggies will be seeking their 28th straight home victory over non-conference opponents. Texas A&M's streak of non-conference home wins dates back to 2008 (last loss was 41-23 to Miami (Fla.)).
- Aggie head coach Kevin Sumlin is a spotless 18-0 vs. non-conference opponents at Kyle Field.

## MILESTONES OF INTEREST:

- Senior Night vs. New Mexico will be the 40th start of Armani Watts' career. He would be the seventh player of the Sumlin era to reach the 40-start plateau. Other 40-game starters since 2012 were Patrick Lewis (48), Julien Obioha (46), Jake Matthews (46), Uzoma Nwachukwu (45) and Sean Porter (41).
- Junior PK Daniel LaCamera needs 14 points to reach 200 for his career. He would be the ninth placekicker to reach 200 points and the 17 player to score 200.
- LaCamera has hit 11 straight field goals, which is the longest FG streak by an Aggie since Randy Bullock connected on 12 straight in 2011.
- LaCamera is three field goals away from becoming the fourth player in school history to boot 20 field goals in a season -- the others are Randy Bullock (29, 2011), Taylor Bertolet (22, 2015) and Scott Slater (21, 1986).
- Junior WR Christian Kirk needs 37 all-purpose yards to move past Leeland McElroy (4,186 from 1993-95) into No. 5 on the school's career A-P yards list. Earlier this season, he became the school's sixth player (and first WR) to reach the 4,000 yard plateau in career A-P yards.

## UNM-TAMU CONNECTIONS

- New Mexico head coach Bob Davie served as an assistant coach at Texas A&M from 1985-1993, originally for Jackie Sherrill and later under R.C. Slocum.
- UNM OC/QB coach Bob DeBesse was the Aggies' wide receiver coach from 2006-07 ... UNM DL coach Stan Eggen served in the same capacity at Texas A&M from 2003-07 ... UNM safeties coach Jordan Peterson, who hails from nearby Lexington, Texas, lettered at Texas A&M as a cornerback from 2006-09 ... UNM Assistant AD for Football Operations Brian DeSpain was a football operations and recruiting assistant at Texas A&M from 2008-11 and also served a stint in the athletic media relations office.

## BLOCK PARTY 2017

Texas A&M has blocked five kicks in 2017 (3 punts, 2 FGs), which is tied for the FBS lead.

### NCAA FBS Blocked Kick Leaders

SCHOOL	BLOCKS	BLOCKS/G
1 TEXAS A&M	5	0.56
1 Hawai'i	5	0.56
3 Five teams	4	0.44

## GETTING AFTER THE QB

Texas A&M leads the SEC in QB sacks in all games (32.0), games vs. Power 5 opponents (28.0) and vs. SEC opponents (25.0).

### SEC Sack Leaders (All games)

SCHOOL	QBS	YARDS	QBS/G
1 TEXAS A&M	32.0	191	3.56
2 LSU	30.0	164	3.33
3 Alabama	29.0	193	3.22
4 Auburn	26.0	156	2.89
5 Vanderbilt	23.0	158	2.56

## DISRUPTIVE DEFENSE

Texas A&M leads the SEC in tackles for loss in all games (69.0), games vs. SEC opponents (49.0) and is tied for the SEC lead in games vs. the Power 5.

### SEC TFL Leaders (All games)

SCHOOL	TFL	YARDS	TFL/G
1 TEXAS A&M	69.0	280	7.67
2 Missouri	68.0	229	7.56
3 Alabama	63.0	264	7.00
4 Vanderbilt	60.0	264	6.67
4 Auburn	60.0	241	6.67

## SACKING THE SEC

Junior Landis Durham ranks third in the SEC with 6.0 QB sacks vs. conference opponents and is within range of 2012 first-team All-American Damontre Moore's school record for single season sacks in SEC play.

### Texas A&M's yearly sack leaders - vs. SEC opponents

2017	LANDIS DURHAM	6.0
2016	Daeshon Hall	4.5
2015	Myles Garrett	6.0
2014	Myles Garrett	3.0
2013	Several players	2.0
2012	Damontre Moore	8.0

## MODEL OF CONSISTENCY

Junior WR Christian Kirk has at least two catches in every game of his career (35 games), which is the longest streak in the nation.

### Consecutive Games w. 2 catches

Player, School	Games
CHRISTIAN KIRK, TEXAS A&M	35
Olamide Zaccheaus, Virginia	25
Tavares Martin Jr., Washington State	22
Sergio Bailey II, Eastern Michigan	22
Wyatt Demps, Nevada	21
Michael Gallup, Colorado State	21
Andy Isabella, Massachusetts	21
Mike Dudek, Illinois	20

## CONSECUTIVE PATS

Texas A&M is in the midst of a school record streak of successful point-after attempts. Dating back to its most recent miss vs. SMU in 2013, the Aggies have connected on 234 straight extra points, which is the longest longest streak in FBS.

- The placekickers during the streak are Josh Lambo, Taylor Bertolet and Daniel LaCamera.
- The NCAA record is 302 straight by Florida State from 2012-16.

### Making Their Points

School	Made	Last Miss (Opponent)
Texas A&M	234	Sept. 21, 2013 (vs. SMU)
Auburn	209	Nov. 9, 2013 (at Tennessee)
Stanford	205	Oct. 26, 2013 (at Oregon St.)

## TEXAS A&M QUICK FACTS

LOCATION: College Station, Texas 77842  
 FOUNDED: 1876 (First classes)  
 ENROLLMENT: 68,625 (fall 2017)  
 PRESIDENT: Michael K. Young (BYU '73)  
 CHANCELLOR: John Sharp (Texas A&M '72)  
 FACULTY REPRESENTATIVE:  
 Dr. Paul Batista (Trinity '73)  
 DIR. OF ATHLETICS: Scott Woodward (LSU '85)  
 ATHLETIC DEPT PHONE: (979) 845-5129  
 CONFERENCE: Southeastern  
 AFFILIATION: NCAA Division I  
 NICKNAME: Aggies  
 MASCOT: Reveille (American Collie)  
 COLORS: Maroon (Pantone 505) and White

## FOOTBALL QUICK FACTS

HEAD COACH:  
 KEVIN SUMLIN (Purdue '88)  
 Years at Texas A&M: 6<sup>th</sup> (49-25)  
 Years as head coach: 10<sup>th</sup> (84-42)

ASSISTANT COACHES:

JOHN CHAVIS  
 Assoc. Head Coach/Def. Coord./LBs (Tennessee '79)

NOEL MAZZONE  
 Off. Coord./Quarterbacks (New Mexico '80)

JEFF BANKS  
 Special Teams Coord./TEs (Washington St. '99)

RON COOPER  
 Defensive Secondary (Jacksonville State '83)

CLARENCE MCKINNEY  
 Running Backs (Mary '94)

AARON MOOREHEAD  
 Wide Receivers (Illinois '03)

TERRY PRICE  
 Defensive Line (Texas A&M '90)

DAVID TURNER  
 Defensive Tackles/Run Game Coord. (Davidson '85)

JIM TURNER  
 Offensive Line (Boston College '88)

MARK HOCKE  
 FB Strength & Conditioning Coach (New Orleans '08)

## KYLE FIELD QUICK FACTS

STADIUM: Kyle Field  
 CAPACITY: 102,733  
 LARGEST CROWD: 110,633 (vs. Ole Miss, Oct. 11, 2014)  
 PLAYING SURFACE: Natural grass  
 FIRST YEAR OF FOOTBALL: 1905  
 STADIUM BUILT: 1927 and 1929 (Renovations complete for 2015 season)

## TEAM INFORMATION

BASIC OFFENSE: Multiple  
 BASIC DEFENSE: Multiple 4-3  
 2016 OVERALL RECORD: 8-5  
 2016 SEC RECORD (FINISH): 4-4 (4<sup>th</sup> in SEC West)  
 2016 BOWL: AdvoCare V100 Texas Bowl (Lost 33-28 to Kansas State)  
 2016 RANKING: Not Ranked



## UNDERCLASS FLASH

Forty-two of the 70 players (60.0 percent) that have seen action in 2017 are freshmen or sophomores. The 18 true freshmen used in 2017 matches the school record of 18 originally set in 2009.

### TRUE FRESHMEN (18)

WR Jhamon Ausbun (9 GP/9 GS)
WR Camron Buckley (9 GP/0 GS)
DB Keldrick Carper (8 GP/1 GS)
OL Robert Congel (4 GP/0 GS)
OL Carson Green (8 GP/1 GS)
LB Anthony Hines (9 GP/0 GS)
OL Jared Hocker (6 GP/1 GS)
LB Buddy Johnson (9 GP/3 GS)
WR Hezekiah Jones (8 GP/0 GS)
CB Myles Jones (9 GP/4 GS)
RB Jacob Kibodi (3 GP/0 GS)
QB Kellen Mond (9 GP/8 GS)
OL Dan Moore Jr. (6 GP/1 GS)
WR Roshaud Paul (9 GP/0 GS)
DT Jayden Peevy (8 GP/0 GS)
CB Debione Renfro (9 GP/7 GS)
DT Josh Rogers (1 GP/0 GS)
DB Derrick Tucker (7 GP/4 GS)

### REDSHIRT FRESHMEN (10)

WR Clyde Criss (7 GP/0 GS)
WR Quartney Davis (5 GP/0 GS)
DB Travon Fuller (9 GP/0 GS)
TE Aaron Hansford (7 GP/2 GS)
DT Justin Madubuike (9 GP/0 GS)
LB Keeath Magee (3 GP/0 GS)
OG Ryan McCollum (9 GP/7 GS)
WR Kendrick Rogers (9 GP/1 GS)
QB Nick Starkel (3 GP/1 GS)
LB Braden White (9 GP/0 GS)

### SOPHOMORES (14)

RB Kendall Bussey (9 GP/0 GS)
DE Michael Clemons (9 GP/0 GS)
LB Tyrel Dodson (9 GP/9 GS)
DB Roney Elam (6 GP/0 GS)
RB Kwame Etwi (1 GP/0 GS)
DB Antonio Howard (6 GP/2 GS)
WR Matthew Kirchner (1 GP/0 GS)
KOS Braden Mann (9 GP/0 GS)
C Erik McCoy (9 GP/9 GS)
CB Charles Oliver (8 GP/6 GS)
OL Colton Prater (8 GP/3 GS)
DB Larry Pryor (9 GP/4 GS)
DB Kemah Siverand (9 GP/0 GS)
RB Trayveon Williams (8 GP/8 GS)

## DEFENSIVE 3-AND-OUTS

Texas A&M's defense has been one of the nation's best at producing 3-and-outs. The Aggies are limiting opponents to a 31.8 percent success rate on third downs, which ranks No. 22 nationally (No. 2 in the SEC).

### Defensive 3-and-Out Leaders

Avg./G	Team (Total/GP)	Pct. of drives
6.56	Michigan (59/9)	59-111 53.2
6.22	Indiana (56/9)	56-133 42.1
5.78	Northern Illinois (52/9)	52-133 39.1
5.56	Alabama (50/9)	50-112 44.6
5.56	Auburn (50/9)	50-114 43.9
5.56	<b>TEXAS A&amp;M</b> (50/9)	50-124 40.3
5.50	Georgia Tech (44/8)	44-103 42.7
5.44	Clemson (49/9)	49-116 42.2
5.44	Syracuse (49/9)	49-122 40.2

## TIGHT GAMES

Many of the Aggies' 2017 games have been in doubt in the second half, including four comeback wins.

Opp	Result	Situation
@UCLA	L, 45-44	34-pt rally by UCLA
Nicholls	W, 24-14	14-14 tie early in 4Q
ULL	W, 45-21	A&M trails 21-14 at half
vs. ARK	W, 50-43 <sup>OT</sup>	8 lead changes*
SC	W, 24-17	A&M trails 17-7 in 3Q
ALA	L, 27-19	Tried onside kick down 8 in 4Q
@FLA	W, 19-17	A&M trails 17-10 in 4Q

\* - Biggest deficit was 14 points in 2Q (21-7)

## SCORING STREAK

Texas A&M carries a 23-game streak of scoring at least 14 points into Saturday's matchup with UNM, which is the longest such streak in the SEC.

- Since joining the SEC in 2012, Texas A&M has scored 14 or more points in 68 of 74 games (91.8 percent).

### Consecutive Games - 14 points

Team	Gms w. at least 14	Last <14 Gm
Texas A&M	23	7 at LSU, 2015
Alabama	15	10 at LSU, 2016
Georgia	12	13 vs. Auburn, 2016
Auburn	7	6 at Clemson, 2017

## 2017 STANDINGS

### Eastern

TEAM	ALL	SEC
Georgia	9-0	6-0
South Carolina	6-3	4-3
Kentucky	6-3	3-3
Florida	3-5	3-4
Missouri	4-5	1-4
Tennessee	4-5	0-5
Vanderbilt	4-5	0-5

### Western

TEAM	ALL	SEC
Alabama	9-0	6-0
Auburn	7-2	5-1
Mississippi State	7-2	3-2
LSU	6-3	3-2
<b>TEXAS A&amp;M</b>	5-4	3-3
Ole Miss	4-5	2-4
Arkansas	4-5	1-4

## THIS WEEK IN THE SEC

### Saturday, Nov. 11

- \*Georgia at Auburn [TV: 1] (2:30 p.m. CT)
- \*Arkansas at LSU [TV: 2-6] (11 a.m. CT)
- LA-Lafayette at Ole Miss [TV: 5-6] (11 a.m. CT)
- \*Alabama at Mississippi State [TV: 2-6] (6 p.m. CT)
- \*Tennessee at Missouri [TV: 5-6] (6:30 p.m. CT)
- \*Florida at South Carolina [TV: 1] (11 a.m. CT)
- New Mexico at Texas A&M [TV: 4-6] (6 p.m. CT)
- \*Kentucky at Vanderbilt [TV: 5-6] (3 p.m. CT)

\* -- SEC game

# OFFENSE / DEFENSE / SPECIAL TEAMS

## GENERAL

- The Aggies' next victory will be the 50th of head coach Kevin Sumlin's career at Texas A&M. Only four Aggie head coaches have reached the 50-win plateau in Aggieland: R.C. Slocum (123), Homer Norton (82), D.X. Bible (72) and Jackie Sherrill (52).
- With a win, the Aggies would extend their school record streak of bowl game participation to nine straight years.

## OFFENSE:

- Sophomore RB Trayveon Williams looked to have regained his burst (he missed game 3 due to injury) after rushing for 105 yards on 15 carries last week, which was his first 100-yard rushing game since rushing for 203 yards in the season opener.
- Redshirt freshman QB Nick Starkel has come off the bench to see action in the past two games after missing six games due to a broken ankle suffered in the Aggies' season-opening game against UCLA.
- Starkel has passed for 317 yards and three touchdowns on 19-of-37 attempts in the two games since returning to action.
- Starkel has connected on a 70-yard TD pass and a 62-yard TD pass since his return.
- Starkel was QB1 in the Aggies' season-opener but suffered a broken ankle early in the third quarter with the Aggies holding a 41-10 lead.
- In eight games as a starter, true freshman QB Kellen Mond posted the first 300-yard passing game by a true freshman in school history (vs. Louisiana), a 100-yard rushing game (vs. Arkansas) and a 200 pass/100 rush game (vs. Arkansas).
- Mond is tied for the team's lead in producing first downs with 26 via rush. He is tied with RB Trayveon Williams (22 via rush, 4 via reception).
- Senior RB Keith Ford has scored two or more rushing TDs three times in 2017. He leads the team with nine scores.
- Junior WR Christian Kirk has at least two catches in every game of his career (35 straight games) and at least four "touches" in every game. His streak of games with at least two catches leads the nation.
- Senior WR Damion Ratley easily leads the team with a 22.9 yards per catch average.

## DEFENSE:

- There are only three players in FBS with at least three interceptions and 9.5 tackles for loss in 2017 and two of them reside on Texas A&M's defense -- DB Armani Watts (4 INT, 9.5 TFL) and LB Tyrel Dodson (3 INT, 10.0 TFL).
- Watts is the FBS's only player with a skill set that has produced at least 9.5 tackles for loss, four interceptions, two blocked kicks, a forced fumble and a recovered fumble.
- Dodson has produced double-digit tackles in four straight games and averaged 13.3 tackles in those contests. His 83 total tackles rank No. 3 in the SEC.
- Texas A&M is tied for second in the SEC with eight interceptions with 7-of-8 captured by Watts and Dodson.
- TAMU limits opponents to a 31.8 % success rate on third-down tries (No. 3 in the SEC). The Aggies average 5.6 3-and-outs per game, which ranks No. 6 in the FBS.
- LB Otaru Alaka is tied for the SEC lead with 11.0 tackles for loss (1.2 per game). He came into 2017 with 13.5 career TFLs. Alaka has flourished since shifting to WLB after lining up at MLB as a sophomore.
- Texas A&M leads the SEC with 69.0 tackles for loss and is the only team in the SEC with three players with at least 9.5 TFLs (Alaka - 11.0, Dodson - 10.0, Watts - 9.5).
- Despite the loss of the No. 1 overall pick in the 2017 NFL Draft Myles Garrett and third-round pick Daeshon Hall at DE, the Aggies lead the SEC and are tied for No. 3 in the FBS with 32 QB sacks in 2017 (3.6/G).
- Four Aggies rank among the top 15 in the SEC in QB sacks with at least 4.5 QBS/G -- DE Landis Durham (7.5), LB Otaru Alaka (5.0), LB Tyrel Dodson (4.5) and DE Jarrett Johnson (4.5).
- The Aggies are tied for the SEC lead with 16 takeaways in 2017, which leads to the team ranking No. 3 in the conference in turnover margin (plus 0.56/G).
- DE Landis Durham and CB DeBione Renfro rank in the top five in the SEC in forced fumbles with three each. Both Durham and Renfro were listed No. 3 at their respective position on the UCLA game depth chart and never had a forced fumble prior to 2017.

- Easily the biggest surprise on the team has been the play of junior DE Landis Durham, who entered 2017 with just six career tackles in his previous two seasons. Durham leads the Aggies with 7.5 QBS (tNo. 3 in SEC), three forced fumbles and a recovered fumble. An undersized DE in high school, Durham was recruited to Texas A&M to play linebacker but transitioned back to his hand in the dirt last season.
- The Aggies lost team captain and all-around play-maker Donovan Wilson in the season-opener vs. UCLA, which has led to significant shuffling in the secondary.
- The Aggies have held four of nine opponents under 100 rushing yards, including a season-low of 23 rushing yards by SC.

## SPECIAL TEAMS:

- Texas A&M has blocked five kicks (three punt blocks, two FG blocks) already this season, which is tied for No. 1 in the nation. Junior 12th Man Cullen Gillaspia and senior DB Armani Watts lead the way with a pair of blocks each.
- Junior PK Daniel LaCamera is a perfect 15-of-15 on field goal attempts under 50 yards in length and he has made 11 straight FGs, including his career-long, 52-yarder, entering the New Mexico game.
- LaCamera is a semifinalist for the Lou Groza Collegiate Place-Kicker Award.
- LaCamera has hit 46-of-48 (.958) placekicks in 2017 -- 16-of-18 on FGs and 28-of-28 on PATs.
- Senior P Shane Tripucka has averaged more than 40.0 yards per punt in every game in 2017 while also attempting at least four boots in each contest, which has never been done previously in school history.
- The Aggies rank No. 8 nationally in net punting with a 42.4 average. Tripucka averages 45.5 yards (No. 9 in FBS). Over 76 percent of Tripucka's 55 punts have been downed inside the opponent 20 (17) or fair caught (25).
- Christian Kirk is the NCAA's active leader in punt return average (21.4) and has five career punt return touchdowns.
- Kirk ranks No. 3 in the SEC with a 25.2 kick-off return average and had a career-long 100-yard KO return for a TD vs. ARK.



# CHRISTIAN KIRK

**WR / RS / AP • Jr-2L • Scottsdale, Ariz. (Saguaro HS)**

- Active FBS Career Leader in punt return average (21.4)
- Consensus preseason All-American
- Watch list for: Maxwell Award (outstanding player), Biletnikoff Award (outstanding receiver), Hornung Award (most versatile), Earl Campbell Tyler Rose Award (best offensive player with ties to state of Texas).

## DO-IT-ALL KIRK

Texas A&M junior Christian Kirk ranks as the NCAA's active leader in punt return average and just became the first Aggie wide receiver to surpass the 4,000-yard plateau in all-purpose yardage.

- Last week, Kirk became the third Aggie to reach the 200-catch plateau.
- Kirk was a preseason All-America selection as a wide receiver and punt returner.
- For his 35-game collegiate career, Kirk has 33 punt returns for 706 yards (21.4 average) and five touchdowns.
- Kirk became the first Aggie with multiple punt return TDs in a single game when he scored on 70- and 73-yard returns vs. New Mexico State last season.
- Kirk is the school record holder for punt return TDs in a single season and a career.
- Kirk led the SEC with 83 catches (for 928 yards and nine touchdowns) in 2016.

## NCAA Active Punt Return Average

21.4	<b>CHRISTIAN KIRK, TEXAS A&amp;M</b>
15.9	Quadree Henderson, Pittsburgh
15.1	Trever Ryan, Iowa State
14.6	Michael Walker, Boston College
14.3	Dante Pettis, Washington

## NCAA Active Punt Return TDs

8	Dante Pettis, Washington
5	<b>CHRISTIAN KIRK, TEXAS A&amp;M</b>
4	Blaise Taylor, Arkansas State
4	Greg Stroman, Virginia Tech

## 2017 HONORS:

- SEC Special Teams Player of the Week, 9/25 (vs. ARK)
- Paul Hornung Award Honor Roll, 9/25 (vs. ARK)
- Earl Campbell Tyler Rose Award Honor Roll, 9/25 (vs. ARK)

## 2017 UPDATES:

- Matched school record with 100-yard KO return vs. ARK
- First TAMU player with six career return TDs (5 PR, 1 KOR)
- First TAMU WR to reach 4,000-yard plateau in career all-purpose yardage.



## MORE KIRK ...

### Texas A&M Career Receptions

Ryan Swope	252	2009-12
Jeff Fuller	233	2008-11
<b>CHRISTIAN KIRK</b>	205	2015-
Terrence Murphy	172	2001-04

### Career Receiving Yards

Ryan Swope	3,117	2009-12
Jeff Fuller	3,092	2008-11
Josh Reynolds	2,788	2014-16
Terrence Murphy	2,600	2001-04
Mike Evans	2,499	2012-13
<b>CHRISTIAN KIRK</b>	2,392	2015-
Uzoma Nwachukwu	2,239	2009-12

### Career Receiving TDs

Jeff Fuller	34	2008-11
Josh Reynolds	30	2014-16
Ryan Swope	24	2009-12
<b>CHRISTIAN KIRK</b>	21	2015-
Uzoma Nwachukwu	19	2009-12
Bob Long	19	1966-68
Mike Evans	17	2012-13
Malcome Kennedy	15	2011-14

### Career Punt Return Average

Minimum: 19 returns

<b>CHRISTIAN KIRK</b>	21.4	2015-
Aaron Glenn	20.2	1992-93
Yale Lary	18.1	1949-51
Kevin Smith	14.5	1988-91
Dustin Harris	13.0	2009-12

### Career All-Purpose Yards

Cyrus Gray	6,423	2008-11
Darren Lewis	5,138	1987-90
Curtis Dickey	4,706	1976-79
Dante Hall	4,706	1996-99
Leeland McElroy	4,186	1993-95
<b>CHRISTIAN KIRK</b>	4,150	2015-
Larry Stegert	3,780	1967-69
Rod Harris	3,636	1985-88
Greg Hill	3,567	1991-93
Ryan Swope	3,461	2009-12
Dick Todd	3,384	1936-38
Trey Williams	3,357	2012-14
Christine Michael	3,331	2009-12
George Woodard	3,161	1975-79
Bob Smith	3,159	1949-51
Jeff Fuller	3,092	2008-11



*Kirk has made at least two catches in all 35 games of his career, which leads the nation.*

## KIRK GAME BY GAME

2015	Rushing				Receiving				KO Returns				Punt Returns				A-P
	No.	Yds.	TD	LG	No.	Yds.	TD	LG	No.	Yds.	TD	LG	No.	Yds.	TD	LG	
vs. ASU	0	0	0	0	6	106	1	66	2	36	0	24	2	82	1	79	224
BSU	0	0	0	0	4	43	1	14	1	24	0	24	2	67	0	56	134
NEV	0	0	0	0	6	120	0	48	3	72	0	27	0	0	0	0	192
vs. ARK	1	5	0	5	8	173	2	57	4	77	0	40	0	0	0	0	255
MSU	4	17	0	9	8	77	0	32	1	18	0	18	3	41	0	26	153
ALA	1	11	0	11	7	90	0	22	1	25	0	25	4	86	1	68	212
at OM	1	-2	0	0	2	16	0	9	0	0	0	0	1	-4	0	0	10
SC	0	0	0	0	6	37	0	11	0	0	0	0	0	0	0	0	37
AUB	2	4	0	4	7	44	0	14	0	0	0	0	0	0	0	0	48
WCU	0	0	0	0	9	122	2	43	2	30	0	26	1	46	0	46	198
at Vandy	0	0	0	0	4	43	0	18	0	0	0	0	1	23	0	23	66
at LSU	1	10	0	10	3	54	0	31	4	66	0	19	0	0	0	0	130
vs. UL (Music City)	1	9	0	9	10	84	1	29	2	37	0	19	0	0	0	0	130
Total (13)	11	54	0	11	80	1009	7	66	20	385	0	40	14	341	2	79	1789

2016	Rushing				Receiving				KO Returns				Punt Returns				A-P
	No.	Yds.	TD	LG	No.	Yds.	TD	LG	No.	Yds.	TD	LG	No.	Yds.	TD	LG	
UCLA	1	11	0	11	8	58	0	13	1	21	0	21	1	17	0	17	107
PVAMU	0	0	0	0	5	106	2	64	0	0	0	0	1	3	0	3	109
at Auburn	2	24	0	20	5	22	0	9	0	0	0	0	0	0	0	0	46
vs. ARK	0	0	0	0	3	25	1	9	0	0	0	0	1	-14	0	0	11
at SC	2	7	0	4	12	61	0	11	0	0	0	0	2	20	0	12	88
Tennessee	0	0	0	0	7	80	1	24	0	0	0	0	0	0	0	0	80
at ALA	0	0	0	0	9	58	1	25	1	32	0	32	1	2	0	2	92
NMSU	0	0	0	0	5	36	1	18	0	0	0	0	2	143	2	73	179
at MSU	1	0	0	0	7	144	1	54	0	0	0	0	1	93	1	93	237
OM	0	0	0	0	3	69	0	27	0	0	0	0	1	5	0	5	74
UTSA	1	-12	0	0	5	76	0	35	0	0	0	0	1	1	0	1	65
LSU	0	0	0	0	8	107	2	43	4	120	0	66	0	0	0	0	227
KSU (Texas)	1	5	0	5	6	86	0	40	0	0	0	0	2	12	0	11	103
<b>TOTAL (13)</b>	<b>8</b>	<b>35</b>	<b>0</b>	<b>20</b>	<b>83</b>	<b>928</b>	<b>9</b>	<b>64</b>	<b>6</b>	<b>173</b>	<b>0</b>	<b>66</b>	<b>13</b>	<b>282</b>	<b>3</b>	<b>93</b>	<b>1,418</b>

2017	Rushing				Receiving				KO Returns				Punt Returns				A-P	
	No.	Yds.	TD	LG	No.	Yds.	TD	LG	No.	Yds.	TD	LG	No.	Yds.	TD	LG		
at UCLA	2	-1	0	6	5	60	0	15	4	112	0	37	0	0	0	0	171	
Nicholls	1	28	0	28	6	47	1	27	2	44	0	23	0	0	0	0	119	
Louisiana	0	0	0	0	3	34	1	18	0	0	0	0	1	0	0	0	34	
vs. ARK	0	0	0	0	5	110	2	81	3	136	1	100	0	0	0	0	246	
SC	0	0	0	0	4	13	0	6	1	10	0	10	1	-1	-	0	22	
ALA	0	0	0	0	4	52	1	25	2	21	0	20	0	0	0	0	73	
at FLA	0	0	0	0	2	44	0	40	0	0	0	0	3	58	0	43	102	
MSU	0	0	0	0	5	33	0	11	3	55	0	22	1	26	0	26	114	
UNM	0	0	0	0	8	62	0	29	0	0	0	0	0	0	0	0	62	
at OM																		
at LSU																		
Season	3	27	0	28	42	455	5	81	15	378	1	100	6	83	0	43	943	
Career (35)	22	116	0	28	205	2,392	21	81	41	936	1	100	33	706	5	93	4,150	





# ARMANI WATTS

**SAFETY • Sr-3L • Forney, Texas (North Forney HS)**

- Preseason All-SEC selection
- Preseason second-team All-American (Sports Illustrated)
- Watch list for: Thorpe Award (best defensive back), Bronko Nagurski Trophy (defensive player of the year), Bednarik Award (defensive player of the year).

## MAKING BIG PLAYS

The consummate playmaker, safety Armani Watts is the only player in FBS with at least 9.5 tackles for loss, four interceptions, two blocks, one forced fumble and one recovered fumble. He's also the only active FBS player with at least 300 tackles, 10 pickoffs and five FFs.

- Posted the first two-pickoff game of his career with a pair of thefts vs. ULL.
- Has blocked a punt and field goal in 2017. His two blocks are tied for the FBS lead.
- Had a huge game vs. UCLA, filling the stat sheet with a game-high 13 tackles, including 12 solo stops, and also contributed a tackle for loss, a fumble recovery, a forced fumble and two PBU.
- Was a four-star recruit out of North Forney High School, but he grew up in Oakland, Calif.
- Avid skateboarder and connoisseur of interesting socks. Apparently, he's an expert on long-running Japanese anime series Dragon Ball Z.

## 2017

Opponent	TT	TFL	INT	PBU	FF	FR
UCLA	13	1.0-1	0	2	1	1
Nicholls	5	1.0-1	0	0	0	0
ULL	8	2.0-6	2-15	0	0	0
vs. ARK	8	1.0-1	1-0	0	0	0
SC	3	0-0	0	1	0	0
ALA	7	2.0-5	0	1	0	0
at UF	6	0.5-2	1-0	0	0	0
MSU	11	0.5-1	0	0	0	0
AUB	10	1.5-5	0	0	0	0
UNM	-	-	-	-	-	-
at OM	-	-	-	-	-	-
at LSU	-	-	-	-	-	-
<b>2017</b>	<b>71</b>	<b>9.5-22</b>	<b>4-15</b>	<b>4</b>	<b>1</b>	<b>1</b>
<b>Career</b>	<b>312</b>	<b>23.5-63</b>	<b>10-71</b>	<b>18</b>	<b>5</b>	<b>4</b>

## 2017 UPDATES:

- Is the only player in FBS with at least 8.0 TFLs, 4 INTs, 1 FF and 1 FR in 2017.
- Is only active FBS player with at least 300 tackles, 10 INTs, 5 forced fumbles in career.
- Clinched OT win over ARK with an INT in the endzone.
- Midseason All-American by CBSSports.com.



### Career Tackles by a Defensive Back

Jaxson Appel (2002-05)	348
<b>ARMANI WATTS (2014- )</b>	<b>312</b>
Trent Hunter (2008-11)	302
Brandon Jennings (1996-99)	297
Rich Coady (1995-98)	264



## WILLIAMS BACK TO SPEED

Sophomore RB Trayveon Williams looked back to health after rushing for 105 yards on 15 carries last week, which was his first 100-yard rushing game since rushing for 203 yards in the season opener.

- Became the fourth Aggie with multiple 200-yard rushing games after opening season with 203 yards on 22 carries vs. UCLA in the 2017 season opener.
- Williams has eight career rushes of 40-plus yards, including three over 70.
- Williams averaged 6.8 yards per carry while becoming the first true freshman to surpass the 1,000-yard barrier (1,057 yards on 156 carries in 2016).
- Became the first true freshman to surpass the 200-yard barrier in game rushing yards with 217 vs. Tennessee in 2016.
- Williams was named to ESPN's True Freshman All-America team and to the Freshman All-SEC team.

### Williams' Game-by-Game

2017	Rushes	Yds.	Avg.	TD	LP
at UCLA	22	203	9.2	2	72
Nicholls	11	53	4.8	1	17
ULL	-DNP-				
vs. ARK	17	72	4.2	1	18
SC	16	56	3.5	1	14
ALA	15	38	2.5	0	10
at UF	10	18	1.8	0	6
MSU	10	32	3.2	0	14
AUB	15	103	6.9	0	40
UNM	-	-	-	-	-
at OM	-	-	-	-	-
at LSU	-	-	-	-	-
<b>Season</b>	<b>116</b>	<b>575</b>	<b>5.0</b>	<b>5</b>	<b>72</b>
<b>Career (21)</b>	<b>272</b>	<b>1,632</b>	<b>6.0</b>	<b>13</b>	<b>89</b>



## RUNS LIKE A FORD

The other half of the Aggies' formidable running back tandem is hard-running senior Keith Ford, who is in his second season of action for Texas A&M after transferring from OU.

- Running style has been described as "physical" with an "earnest pursuit of contact." (Dallas Morning News, 10/27/2016)
- Made nine starts in 2016, including the final five games of the season.
- While not being the homerun threat of Williams, Ford had at least one 15-yard or longer run in 12 of 21 career games, including a career long 44-yarder vs. ARK.
- While sitting out the 2015 season per NCAA transfer rules, Ford was named the Offensive Scout Team MVP.
- Played two seasons at OU, rushing for 503 yards in 18 games with three starts from 2013-14. OU-best game was 91 yards on nine carries vs. OSU in 2014.
- Five-star recruit from Cypress Ranch HS near Houston after rushing for 1,868 yards and 24 TDs as a senior.

### Ford's Game-by-Game

2017	Rushes	Yds.	Avg.	TD	LP
at UCLA	18	114	6.3	3	20
Nicholls	6	20	3.3	0	9
ULL	7	-4	--	0	3
vs. ARK	14	102	7.3	2	44
SC	12	70	5.8	2	17
ALA	11	19	1.7	0	5
at UF	9	22	2.4	0	4
MSU	8	25	3.1	0	7
AUB	14	45	3.2	1	10
UNM	-	-	-	-	-
at OM	-	-	-	-	-
at LSU	-	-	-	-	-
<b>Season</b>	<b>99</b>	<b>413</b>	<b>4.2</b>	<b>9</b>	<b>44</b>
<b>Career (22)</b>	<b>225</b>	<b>1,082</b>	<b>4.8</b>	<b>15</b>	<b>44</b>



## SPARK OFF THE BENCH

Sophomore RB Kendall Bussey came into 2017 with just 20 career carries, but he's emerged as a valuable option at running back this season.

- Bussey has led the Aggies in rushing attempts twice in 2017 (15 for 97 yards vs. NICH, 13 for 88 vs. ULL).
- Bussey ranks fourth on the team with 232 yards on 41 carries with a healthy 5.7 yards per carry average.
- Helped close out Nicholls with 13 carries on the Aggies' final two drives of the game, which produced a TD and FG.
- With Trayveon Williams and Keith Ford ahead of him on the Aggies' depth chart, Bussey considered transferring last summer but stayed at Texas A&M after discussion with Aggie coaches and his father Kendall Bussey Sr., who played RB at the University of Colorado.
- A 2015 graduate of Isidore Newman School in New Orleans, Bussey considered following in footsteps of fellow Newman alum Peyton Manning by signing with the Volunteers out of high school.
- He suffered a knee injury as a senior in high school and was forced to redshirt his first year at Texas A&M. Bussey appears noticeably quicker in 2017, now two years removed from the injury.



## SEC TFL LEADER

Veteran defender Otaro Alaka, or O.T., has shifted to his natural weakside linebacker position in 2017 after starting every game at MLB last season.

- Alaka is tied for the SEC lead with 11.0 tackles for loss, all of which came in the last seven games.
- Made his first career INT vs. MSU.
- Had a huge breakout game vs. SC with a game-high nine tackles, including 2.0 QB sacks and 5.0 tackles for loss.
- Was the team's top returning tackler from 2017 with 74 stops. He ranks No. 4 with 22 stops in 2017.
- Was granted a medical redshirt in 2015 after playing only sparingly early in the season before succumbing to a season-ending injury. Had made 12 tackles before his season ended.
- Earned Defensive MVP honors in the Liberty Bowl against West Virginia as a freshman in 2014 after making a season-high seven tackles and 1.5 tackles for loss vs. the Mountaineers.
- A four-star recruit out of Cypress Falls HS in Houston, Alaka made 88 tackles, including 11 sacks and 20 tackles for loss as a senior.

### 2017

Opponent	TT	QBS	TFL	PBU	FF	FR
UCLA	5	0	0	0	0	0
Nicholls	8	0	0	0	0	0
ULL	6	0	1.0-3	0	0	0
vs. ARK	3	1.0-11	1.0-11	0	0	0
SC	9	2.0-15	5.0-21	0	0	0
ALA	5	1.0-13	2.0-14	0	0	0
at UF	12	1.0-4	2.0-6	0	0	0
MSU	9	0-0	0-0	0	0	0
AUB	0	0-0	0-0	0	0	0
UNM	-	-	-	-	-	-
at OM	-	-	-	-	-	-
at LSU	-	-	-	-	-	-
<b>2017</b>	<b>57</b>	<b>5.0-43</b>	<b>11.0-55</b>	<b>0</b>	<b>0</b>	<b>0</b>
<b>Career</b>	<b>176</b>	<b>7.0-60</b>	<b>24.5-77</b>	<b>4</b>	<b>3</b>	<b>0</b>



## "THUMPER" AT MLB

Sophomore LB Tyrel Dodson has been called a "thumper" at MLB because of his size and his aggressive style.

- Team leader with 83 tackles
- Logged his fourth straight double-digit tackle game with 14 vs. AUB.
- At 242 pounds, the Tennessee native ranks as one of the biggest MLBs in school history.
- A video of Dodson squatting 675 pounds last summer has been viewed more than 200,000 times via teammate Ikenna Okeke's twitter.
- Active participant in "Best Buddies" in high school, which is a program that fosters friendships between volunteers and those with Downs Syndrome.
- A first-time starter in 2017, Dodson has been a productive tackler (team-best 46) and also fills the stat sheet with QBS (4.0), TFL (7.5), QBH (3), PBU (4) and INT (2).
- Recruited out of defensive coordinator John Chavis' home state of Tennessee, Dodson was a four-star recruit out of Centennial HS in Franklin, Tenn.
- Was the Class 5A Mr. Football in Tennessee in 2015.

### 2017

Opponent	TT	QBS	TFL	PBU	INT
UCLA	9	1.0-17	1.0-17	3	0
Nicholls	4	1.0-1	1.0-1	0	1
ULL	7	0-0	1.0-8	0	1
vs. ARK	5	1.0-5	1.0-5	0	0
SC	5	0-0	1.0-2	1	0
ALA	16	1.0-2	2.5-3	0	0
at UF	11	0.5-1	0.5-1	0	1
MSU	12	0-0	0.5-1	0	0
AUB	14	0-0	1.5-4	0	0
UNM	-	-	-	-	-
at OM	-	-	-	-	-
at LSU	-	-	-	-	-
<b>2017</b>	<b>83</b>	<b>4.5-26</b>	<b>10.0-42</b>	<b>4</b>	<b>3</b>
<b>Career</b>	<b>110</b>	<b>4.5-26</b>	<b>11.5-48</b>	<b>4</b>	<b>3</b>



## DURHAM DELIVERS

Junior DE Landis Durham has been the defense's biggest surprise and might be the biggest surprise in the SEC with 7.5 QB sacks, including 6.0 vs. SEC opponents.

- Durham's 6.0 sacks vs. SEC opponents already match the most by Myles Garrett, who was the No. 1 overall NFL Draft pick earlier this year. Durham is now two away from matching Damontre Moore's record of 8.0 SEC sacks.
- Durham was named SEC Defensive Line-man of the Week on Oct. 2 after making 2.0 QB sacks and a crucial forced fumble in the Aggies' win over South Carolina.
- Durham leads the Aggies with 7.5 QB sacks, has three QB hurries, three forced fumbles and a recovered fumble in 2017. His 7.5 QB sacks are tied for No. 3 in the SEC.
- An undersized defensive end in high school, Durham was recruited to Texas A&M to play linebacker but transitioned back to his hand in the dirt last season.
- He entered 2017 with just six career tackles in nine games of action in two seasons.

### 2017

Opponent	TT	QBS	TFL	QBH	FF
UCLA	1	0-0	0-0	0	0
Nicholls	5	1.0-6	1.0-6	1	0
ULL	3	0.5-2	0.5-2	1	1
vs. ARK	5	2.0-7	2.0-7	0	0
SC	4	2.0-11	2.0-11	0	1
ALA	5	0-0	0-0	0	1
at UF	3	0-0	0-0	0	0
MSU	7	1.0-6	1.0-6	0	0
AUB	4	1.0-5	1.5-7	0	0
UNM	-	-	-	-	-
at OM	-	-	-	-	-
at LSU	-	-	-	-	-
<b>2017</b>	<b>37</b>	<b>7.5-37</b>	<b>8.0-39</b>	<b>2</b>	<b>3</b>
<b>Career</b>	<b>43</b>	<b>7.5-37</b>	<b>9.0-48</b>	<b>3</b>	<b>3</b>



## MOND ON A MISSION

True freshman QB Kellen Mond has built a solid first-year resume that already includes the first 300-yard passing game by a true freshman and a 200 pass/100 rush game.

- Mond has produced 26 rushing first downs, which is tied for the team lead. RB Trayveon Williams also has 26 -- 22 via rush and four via catch.
- Mond earned weekly honors from the Davey O'Brien Award and the Manning Award after passing for 216 yards and rushing for a game-high 109 yards in the Aggies' overtime win over the Hogs. Connected on an 81-yard TD pass and also contributed a 79-yard run.
- His 301 passing day vs. ULL marked just the fifth 300-yard passing game by an Aggie freshman (redshirt or true).
- Two of Mond's three TD strikes vs. ULL were reeled in by fellow members of the Aggies' stellar 2017 signing class -- a 24-yarder by fellow IMG Academy alumni Jhamon Ausbon and a 12-yarder by Camron Buckley.
- Set the IMG Academy season records in 2016 for passing touchdowns and rushing touchdowns as a senior in 2016. Mond passed for 1,936 yards and 20 TDs and rushed for 775 yards and 18 scores.
- Earned varsity letters as a sophomore and junior at Reagan High School in San Antonio before transferring to IMG.
- Was the District 26-6A Offensive MVP as a junior after passing for 1,991 yards and 26 touchdowns on 137-of-243 passing, while also rushing for nearly 900 yards. Mond earned second-team all-district honors as a sophomore.

## 2017 MOND GAME BY GAME

Opponent	No.	Rushing			Passing				Total OFF	TD Resp
		Yds.	TD	LG	C-A-I	Yds.	TD	LG		
S3 at UCLA	15	54	0	16	3-17-0	27	0	15	81	0
S9 Nicholls	3	-10	0	4	12-21-0	105	1	27	95	1
S16 Louisiana	7	4	1	7	21-34-1	301	3	76	305	4
S23 vs. Arkansas	10	109	0	79	14-27-1	216	2	81	325	2
S30 South Carolina	16	95	0	19	19-27-0	159	0	26	254	0
O7 Alabama	14	14	1	20	19-29-1	237	1	39	251	2
O14 at Florida	15	52	1	18	8-24-1	180	0	42	232	1
O28 Mississippi State	6	32	0	33	8-26-2	56	0	18	88	0
N4 Auburn	2	-3	0	2	5-11-0	16	0	9	14	0
N11 New Mexico										
N18 at Ole Miss										
N25 at LSU										
<b>2017 TOTAL</b>	<b>88</b>	<b>347</b>	<b>3</b>	<b>79</b>	<b>109-216-6</b>	<b>1,297</b>	<b>7</b>	<b>81</b>	<b>1,644</b>	<b>10</b>



## READY WHEN CALLED

Veteran Jake Hubenak has proven to be a valuable contributor at quarterback both off the bench and as a starter.

- In 2017, Hubenak came off the bench to help rally the Aggies to a 24-14 win over Nicholls by completing 12-of-15 passes for 93 yards.
- Saw action in seven games in 2016 with starts vs. Ole Miss and UTSA.
- Hubenak also started the Music City Bowl against Louisville in 2015 and passed for 307 yards and two touchdowns on 28-of-48 passing.

- A late addition to the Aggies' 2015 signing class, Hubenak joined the roster in June after a spectacular freshman season at Blinn JC in nearby Brenham, Texas.
- Hubenak led the NJCAA with more than 4,000 passing yards as a redshirt freshman in 2014. He completed 216-of-333 passes (64.9 percent) for 4,052 yards and 47 touchdowns against only nine pickoffs in eight games of action
- Hubenak was teammates with fellow signee Damion Ratley at Blinn. Ratley caught 20 touchdown passes for the Buccaneers with Hubenak at QB.
- He redshirted as a walk-on at Oklahoma State in 2013.
- Prior to walking on at OSU, Hubenak was All-Central Texas Player of the Year by the Austin American-Statesman, Class 4A Player of the Year, all-state and district MVP at Georgetown HS ... led the team to a 19-1 record as a starter, with his lone loss coming in the state championship game, where he threw for 318 yards, three touchdowns and rushed for 60 yards ... threw for 4,108 yards and 48 touchdowns as a senior ... he missed most of his junior season due to injury.



### TRIPUCKA FAMILY LEGACY

Former walk-on Shane Tripucka became the first player in school history to average more than 40 yards in each of the first nine games of a season (minimum of four attempts/G).

- The Aggies rank No. 8 nationally in net punting with a 42.4 average. Tripucka averages 45.5 yards (No. 9 in FBS). Over 76 percent of Tripucka's 55 punts have been downed inside the opponent 20 (17) or fair caught (25).
- Tripucka has changed his jersey number to No. 18 to honor his grandfather, former Notre Dame and Denver Broncos great Frank Tripucka. The elder Tripucka's No. 18 jersey is retired by the Broncos (Peyton Manning wore the number with permission from 2012-15). His uncle, Kelly Tripucka, played 10 seasons in the NBA and was a two-time all-star. His father, Chris, was a wide receiver at Boston College.

#### Tripucka's Game-by-Game

2017	Punts	Yds.	Avg.	LG	I20
at UCLA	6	289	48.2	58	2
Nicholls	6	288	48.0	61	2
ULL	4	195	48.8	64	1
vs. ARK	4	170	42.5	51	1
SC	8	324	40.5	54	3
ALA	5	238	47.6	56	1
at UF	8	389	48.6	55	2
MSU	8	350	43.8	52	3
AUB	6	259	43.2	56	2
UNM	-	-	-	-	-
at OM	-	-	-	-	-
at LSU	-	-	-	-	-
<b>Season</b>	<b>55</b>	<b>2,502</b>	<b>45.5</b>	<b>64</b>	<b>17</b>
<b>Career</b>	<b>126</b>	<b>5,552</b>	<b>44.1</b>	<b>64</b>	<b>45</b>



### LACAMERA CONNECTS

Junior PK Daniel LaCamera is a perfect 15-of-15 on field goal attempts under 50 yards in length and he has made 11 straight FGs, including his career-long, 52-yarder, entering the New Mexico game.

- LaCamera is a semifinalist for the Lou Groza Collegiate Place-Kicker Award.
- LaCamera has hit 46-of-48 (.958) placekicks in 2017 -- 16-of-18 on FGs and 28-of-28 on PATs.
- Named SEC Special Teams POW and a Lou Groza Award "Star of the Week" after hitting 4-of-4 FGs, including the game-winning 32-yarder, in the Aggies' 19-17 win over the Florida Gators in Gainesville, Fla.
- His performance against the Gators was especially meaningful for LaCamera, who is a native of Tarpon Springs, Fla., and had a wide array of family and friends in attendance at "The Swamp."

#### LaCamera's Game-by-Game

2017	FG	%	LG	PAT	PTS
at UCLA	3-3	1.000	48	5-5	14
Nicholls	1-2	.500	26	3-3	6
ULL	1-2	.500	28	6-6	9
vs. ARK	3-3	1.000	37	5-5	14
SC	1-1	1.000	46	3-3	6
ALA	1-1	1.000	52	2-2	5
at UF	4-4	1.000	46	1-1	13
MSU	0-0	--	--	2-2	2
AUB	2-2	1.000	39	3-3	9
UNM	-	-	-	-	-
at OM	-	-	-	-	-
at LSU	-	-	-	-	-
<b>Season</b>	<b>16-18</b>	<b>.889</b>	<b>52</b>	<b>30-30</b>	<b>78</b>
<b>Career</b>	<b>33-42</b>	<b>.786</b>	<b>52</b>	<b>87-87</b>	<b>186</b>



### STARKEL BACK IN ACTION

Redshirt freshman QB Nick Starkel has come off the bench to see action in the past two games after missing six games due to a broken ankle suffered in the Aggies' season-opening game against UCLA.

- Starkel has passed for 317 yards and three touchdowns on 19-of-37 attempts in the two games since returning to action.
- Has connected on a 70-yard TD pass and a 62-yard TD pass since his return.
- Starkel was QB1 in the Aggies' season-opener but suffered a broken ankle early in the third quarter with the Aggies holding a 41-10 lead.
- Starkel redshirted last year after enrolling at Texas A&M in January of 2016.
- He was a three-star prospect out of Liberty Christian School in Argyle, Texas, which is north of the DFW area.
- Starkel played his freshman season at Southlake Carroll HS.

#### Starkel's Game-by-Game

2017	Cmp-Att-Int	Pct.	Yards	TD	LP
at UCLA	6-13-0	46.2	62	0	14
Nicholls	<i>DNP / Injured</i>				
ULL	<i>DNP / Injured</i>				
vs. ARK	<i>DNP / Injured</i>				
SC	<i>DNP / Injured</i>				
ALA	<i>DNP / Injured</i>				
at UF	<i>DNP / Injured</i>				
MSU	8-15-1	53.3	133	1	70
AUB	11-22-0	50.0	184	2	62
UNM	-	-	-	-	-
at OM	-	-	-	-	-
at LSU	-	-	-	-	-
<b>Season</b>	<b>25-50-1</b>	<b>50.0</b>	<b>379</b>	<b>3</b>	<b>70</b>
<b>Career</b>	<b>25-50-1</b>	<b>50.0</b>	<b>379</b>	<b>3</b>	<b>70</b>



## SUMMER TRIP TO HAITI

A total of 67 Texas A&M student-athletes representing nine different Aggie sports programs spent a portion of their semester break displaying an Aggie Core Value of selfless service by helping others with Mission of Hope, Haiti.

- The group was led by Aggie Football Director of Player Development Mikado Hinson and assistant athletics director for sports performance Tanna Burge.
- It's the second straight year that the Aggies have visited Haiti. Last year, 29 student-athletes, representing football, equestrian, volleyball and soccer, visited the impoverished nation.
- The trip was organized through Mission of Hope Haiti, a faith-based organization that regularly hosts people of all ages for mission trips to Haiti.




# FAMILY CONNECTIONS

## BROTHERS




**Josh Reynolds**  
Record-setting WR drafted by LA Rams in 2017



**Moses Reynolds**  
Redshirt freshman WR



**Austin Anderson**  
Sophomore OL



**Riley Anderson**  
Redshirt freshman OL

## FATHER / SON



**Rick Cunningham**  
Letterman 1988-89, played 8 NFL seasons



**Qualen Cunningham**  
Reserve DE



**Greg Schorp**  
All-SWC TE in 1991-92




**Tanner Schorp**  
Starter at TE, Former D-lineman

## FAMILIES



**Bob McQueen**  
Texas HS coaching legend (grandfather)



**Mark McQueen**  
Letterman 1981-82 (father)



**Conner McQueen**  
2016 Senior, current FB Quality Control (Offense)



**Frank Tripucka**  
Legendary Denver Broncos QB (grandfather)




**Kelly Tripucka**  
Two-time NBA All-Star (uncle)




**Shane Tripucka**  
Record-setting punter

## COUSINS



**Jorvorskie Lane**  
School-record 50 TDs from 2005-08




**Erik McCoy**  
Redshirt soph OL

## AGGIES IN THE NFL

(on 2017 NFL Opening Day rosters)

Player (Years at Texas A&M)	Pos.	NFL Team
Martellus Bennett (2005-07)	TE	Green Bay Packers
Michael Bennett (2005-08)	DL	Seattle Seahawks
Randy Bullock (2008-11)	PK	Cincinnati Bengals
Tra Carson (2013-15)	RB	Cincinnati Bengals
Joe Cheek (2012-15)	OL	Kansas City Chiefs
Jermaine Eluemenor (2015-16)	OL	Baltimore Ravens
Justin Evans (2015-16)	DB	Tampa Bay Buccaneers
Mike Evans (2012-13)	WR	Tampa Bay Buccaneers
Deshazor Everett (2011-14)	DB	Washington Redskins
Myles Garrett (2014-16)	DL	Cleveland Browns
Avery Gennesy (2015-16)	OL	Jacksonville Jaguars
Daeshon Hall (2013-16)	DL	Carolina Panthers
De'Vante Harris (2012-15)	DB	New Orleans Saints
Germain Ifedi (2013-15)	OL	Seattle Seahawks
Luke Joeckel (2010-12)	OL	Seattle Seahawks
Drew Kaser (2011-15)	P	San Diego Chargers
Trevor Knight (2016)	QB	Arizona Cardinals
Shane Lechler (1996-99)	P	Houston Texans
Jake Matthews (2010-13)	OL	Atlanta Falcons
Christine Michael (2009-12)	RB	Indianapolis Colts
Von Miller (2007-10)	LB	Denver Broncos
Damontre Moore (2010-12)	DL	Dallas Cowboys
Don Muhlbach (2002-03)	DS	Detroit Lions
Cedric Ogbuehi (2011-14)	OL	Cincinnati Bengals
Josh Reynolds (2014-16)	WR	Los Angeles Rams
Ricky Seals-Jones (2013-16)	TE	Arizona Cardinals
Ryan Tannehill (2008-11)	QB	Miami Dolphins
Steven Terrell (2009-12)	DB	Kansas City Chiefs
Shaan Washington (2013-16)	LB	Minnesota Vikings
Brandon Williams (2013-15)	DB	Arizona Cardinals



**Von Miller**  
2016 Super Bowl MVP



**Myles Garrett**  
Texas A&M's first  
No. 1 overall  
NFL Draft pick



**Shane Lechler**  
18th season in the NFL



*Texas A&M will wear a Hurricane Harvey helmet decal throughout the 2017 season to honor the survivors, first-responders, volunteers and other people that have offered aid in the ongoing Gulf Coast tragedy.*

## WEEKLY HONOR ROLL

### Game 3 | Louisiana

#### **QB Kellen Mond**

Earl Campbell Tyler Rose Award H-M

#### **LB Otar Alaka**

PFF SEC Team of the Week

#### **DB Armani Watts**

PFF SEC Team of the Week

### Game 4 | vs. Arkansas

#### **QB Kellen Mond**

Davey O'Brien Great 8

Manning Award Star of the Week

#### **WR/RS Christian Kirk**

SEC Special Teams POW

Paul Hornung Award Honor Roll

Earl Campbell Tyler Rose Award H-M

### Game 5 | vs. South Carolina

#### **DE Landis Durham**

SEC DL of the Week

#### **LB Otar Alaka**

College Sports Madness SEC Defensive Player of the Week

### Game 7 | at Florida

#### **PK Daniel LaCamera**

SEC STP of the Week

#### **LB Otar Alaka**

College Sports Madness SEC Defensive Player of the Week

#### **Holder Shane Tripucka**

Mortell Award Holder of the Week

#### **Other Honors...**

#### **DB Armani Watts**

CBSSports.com Midseason All-American

## AGGIES ON NFL COACHING STAFFS

Dennis Allen, New Orleans Saints (Defensive Coordinator), Dan Campbell, New Orleans Saints (Asst. Head Coach/Tight Ends), Kyle Caskey, Cincinnati Bengals (Running Backs), Aaron Glenn, New Orleans Saints (Secondary)

**Staff:** Larry Jackson, Los Angeles Chargers (Asst. Strength & Conditioning), Erik Korem, Houston Texans (Director of Sports Science)



# KEVIN SUMLIN

*Head Coach*

Years at TAMU: 6th (hired Dec. 10, 2011)

Coaching Record 49-25 at Texas A&M / 84-42 overall (10th season)

Birthdate: Aug. 3, 1964

Hometown: Indianapolis, Ind.

Wife: Charlene

Children: daughters Courtney and Shelby, sons Jackson and Joey

High School: Brebeuf Jesuit Prep, Indianapolis, Ind.

College: Purdue, 1988

- Head coach Kevin Sumlin has averaged nearly nine victories per season while competing in the rugged SEC West since taking over the reins at Texas A&M in 2012.
- Sumlin was just the second Texas A&M head coach to lead the Aggies to at least eight wins in his each of his first five years. He is one of just two SEC head coaches to have won at least eight games each year during that span.
- Sumlin's record against non-conference teams ranked in the AP Top 25 is a perfect 5-0 (wins over No. 22 Louisiana Tech and No. 11 Oklahoma in 2012, No. 22 Duke in 2013, No. 15 Arizona State in 2015 and No. 16 UCLA in 2016).
- Sumlin's Aggies have beaten at least one AP Top 25 opponent away from Kyle Field each year, and his 12 victories over top 25 teams from 2012-16 rank among the most in college football.
- Sumlin was the first Texas A&M coach to win three straight bowl games (2012-14). His three bowl wins match the most by a Texas A&M head coach (Slocum had three from 1989-2002). He was the second head coach in program history to take his first five squads to a bowl game.
- Sumlin was the 2012 SEC Coach of the Year by the Associated Press and the SEC Co-Coach of the Year by the league head coaches.
- Sumlin was a 2009, 2011 and 2012 Paul "Bear" Bryant Coach of the Year finalist, and an AFCA Coach of the Year finalist in 2011.
- He earned his degree in Criminology and Criminal Justice from Purdue University in 1988. Sumlin was a standout linebacker for the Boilermakers from 1983-86.
- Sumlin served as an assistant coach at Texas A&M from 2001-02.
- Other assistant coaching stops for Sumlin include: Oklahoma (2003-07), Purdue (1998-2000), Minnesota (1993-97) and Wyoming (1991-92). He got his coaching start as a graduate assistant at Washington State from 1989-90.







# SUMLIN'S YEARLY RECORD

## 2008

UNIVERSITY OF HOUSTON  
(8-5 • 6-2 C-USA/3rd in West)

8/30	W	55-3	Southern
9/6	L	37-56	at Oklahoma St.
9/13	L	28-31	vs. Air Force (Dallas)
9/20	L	25-28	at Colorado St.
9/27	W	41-24	+ at East Carolina (#23/RV)
10/8	W	45-20	+ UAB
10/18	W	44-38	+ at SMU
10/28	L	23-37	+ at Marshall
11/8	W	42-34	+ Tulane
11/15	W	70-30	+ Tulsa (#25/24)
11/22	W	42-37	+ UTEP
11/29	L	42-56	+ at Rice
12/31	W	34-28	vs. Air Force

Bell Helicopter Armed Forces Bowl – Fort Worth, Texas

## 2009

UNIVERSITY OF HOUSTON  
(10-4 • 6-2 C-USA/t1st in West)

9/5	W	55-7	Northwestern St.
9/12	W	45-35	at Oklahoma St. (#5/6)
9/26	W	29-28	Texas Tech
10/3	L	41-58	+ at UTEP
10/10	W	31-24	at Mississippi St.
10/17	W	44-16	+ at Tulane
10/24	W	38-15	+ SMU
10/31	W	50-43	+ Southern Miss
11/7	W	46-45	+ at Tulsa
11/14	L	32-37	+ at UCF
11/21	W	55-14	+ Memphis
11/28	W	73-14	+ Rice
12/5	L	32-38	at East Carolina

Conference USA Championship Game – Greenville, N.C.

12/31	L	20-47	vs. Air Force
-------	---	-------	---------------

Bell Helicopter Armed Forces Bowl – Fort Worth, Texas

## 2010

UNIVERSITY OF HOUSTON  
(5-7 • 4-4 C-USA/3rd in West)

9/4	W	68-28	Texas St.
9/10	W	54-24	+ UTEP
9/18	L	13-31	at UCLA
9/25	W	42-23	+ Tulane
10/9	L	24-47	Mississippi St.
10/16	L	31-34	+ at Rice
10/23	W	45-20	+ at SMU
10/30	W	56-17	+ at Memphis
11/5	L	33-40	+ UCF
11/13	L	25-28	+ Tulsa
11/20	L	41-59	+ at Southern Miss
11/27	L	20-35	at Texas Tech

## 2011

UNIVERSITY OF HOUSTON  
(+13-1 • 8-0 C-USA/1st in West)

9/3	W	38-34	UCLA
9/10	W	48-23	at North Texas
9/17	W	35-34	at Louisiana Tech
9/24	W	56-0	Georgia St.
9/29	W	49-42	+ at UTEP
10/8	W	56-3	+ East Carolina
10/22	W	63-28	+ Marshall
10/27	W	73-34	+ Rice
11/5	W	56-13	+ at UAB
11/10	W	73-17	+ at Tulane
11/19	W	37-7	+ SMU
11/25	W	48-16	+ at Tulsa
12/3	L	28-49	Southern Miss

Conference USA Championship Game – Houston, Texas

1/1	*W	30-14	Penn St.
-----	----	-------	----------

TicketCity Bowl, Fort Worth, Texas

\* – Kevin Sumlin resigned as UH head coach on Dec. 10, 2011 and did not coach the Cougars in the bowl game. His overall record does not reflect the victory.

## 2012

TEXAS A&M  
(11-2 • 6-2 SEC/t2nd in West)

9/8	L	17-20	+ Florida (#23/24)
9/15	W	48-3	at SMU
9/22	W	70-14	South Carolina St.
9/29	W	58-10	+ Arkansas
10/6	W	30-27	+ at Ole Miss
10/13	W	59-57	vs. La. Tech (#23/24) (Shreveport, La.)
10/20	L	19-24	+ LSU (#6/6)
10/27	W	63-21	+ at Auburn
11/3	W	38-13	+ at Mississippi St. (#17/18)
11/10	W	29-24	+ at Alabama (#1/1)
11/17	W	47-28	Sam Houston St.
11/24	W	59-29	+ Missouri
1/4	W	41-13	vs. Oklahoma (#12/11)

AT&T Cotton Bowl, Arlington, Texas

## 2013

TEXAS A&M  
(9-4 • 4-4 SEC/4th in West)

8/31	W	52-31	Rice
9/7	W	65-28	Sam Houston St.
9/14	L	42-49	+ Alabama (#1/1)
9/21	W	42-13	SMU
9/28	W	45-33	+ at Arkansas
10/12	W	41-38	+ at Ole Miss
10/19	L	41-45	+ Auburn (#24/RV)
10/26	W	56-24	+ Vanderbilt
11/2	W	57-7	UTEP
11/9	W	51-41	+ Mississippi St.
11/23	L	10-34	+ at LSU (#18/19)
11/30	L	21-28	+ at Missouri (#5/6)
12/31	W	52-48	+ vs. Duke (#22/t21)

Chick-fil-A Bowl, Atlanta, Ga.

## 2014

TEXAS A&M  
(8-5 • 3-5 SEC/6th in West)

8/28	W	52-28	+ at South Carolina (#9/9)
9/6	W	73-3	Lamar
9/13	W	38-10	Rice
9/20	W	58-6	at SMU
9/27	W	35-28 (OT)	+ vs. Arkansas (Arlington, Texas)
10/4	L	31-48	+ at Mississippi St. (#12/14)
10/11	L	20-35	+ Ole Miss (#3/4)
10/18	L	0-59	+ at Alabama (#7/7)
11/1	W	21-16	ULM
11/8	W	41-38	+ at Auburn (#3/3)
11/15	L	27-34	+ Missouri
11/27	L	17-23	+ LSU
12/29	W	45-37	vs. West Virginia

AutoZone Liberty Bowl, Memphis, Tenn.

## 2015

TEXAS A&M  
(8-5 • 4-4 SEC/t5th in West)

9/5	W	38-17	vs. Arizona St. (#15/16) (Houston)
9/12	W	56-23	Ball St.
9/19	W	44-27	Nevada
9/26	W	28-21 (OT)	+ vs. Arkansas (Arlington, Texas)
10/3	W	30-17	+ Mississippi St. (#21/22)
10/17	L	23-41	+ Alabama (#10/9)
10/24	L	3-23	+ at Ole Miss (#24/23)
10/31	W	35-28	+ South Carolina
11/7	L	10-26	+ Auburn
11/14	W	41-17	Western Carolina
11/21	W	25-0	+ at Vanderbilt
11/28	L	7-19	+ at LSU
12/30	L	21-27	vs. Louisville

Franklin Mortgage Music City Bowl, Nashville, Tenn.

## 2016

TEXAS A&M  
(8-5 • 4-4 SEC/4th in West)

9/3	W	31-24 (OT)	UCLA (#16/24)
9/10	W	67-0	Prairie View A&M
9/17	W	29-16	+ at Auburn
9/24	W	45-24	+ vs. Arkansas (#17/18) (Arlington, Texas)
10/3	W	24-13	+ at South Carolina
10/8	W	45-38 (2OT)	+ Tennessee (#9/9)
10/22	L	14-33	+ at Alabama (#1/1)
10/29	W	52-10	New Mexico State
11/5	L	28-35	+ at Mississippi St.
11/12	L	28-29	+ Ole Miss
11/19	W	23-10	UTSA
11/24	L	39-54	+ LSU (#25/RV)
12/28	L	28-33	Kansas State

Advocate V100 Texas Bowl, Houston, Texas

## 2017

TEXAS A&M  
(5-4 • 3-3 SEC)

9/3	L	44-45	at UCLA
9/9	W	24-14	Nicholls St.
9/16	W	45-21	UL-Lafayette
9/23	W	50-43 (OT)	+ vs. Arkansas (Arlington, Texas)
9/30	W	24-17	+ South Carolina
10/7	L	19-27	+ Alabama (#1/1)
10/14	W	19-17	+ at Florida
10/28	L	14-35	+ Mississippi St.
11/4	L	27-42	+ Auburn (#16/15)
11/11			New Mexico
11/18			+ at Ole Miss
11/25			+ at LSU

+ - denotes SEC game  
(AP/USA Today head coaches polls)



# TEXAS A&M COACHES SPEED CHART

## SIDELINE



**KEVIN SUMLIN**  
**HEAD COACH**



**JOHN CHAVIS**  
**ASSOC. HEAD COACH /**  
**DEFENSIVE COOR.**  
**LINEBACKERS**



**NOEL MAZZONE**  
**OFFENSIVE COOR. /**  
**QUARTERBACKS**

## PRESS BOX




**CLARENCE MCKINNEY**  
**RUNNING BACKS**



**JEFF BANKS**  
**SPECIAL TEAMS COOR./**  
**TIGHT ENDS**



**RON COOPER**  
**SECONDARY**



**AARON MOOREHEAD**  
**WIDE RECEIVERS**




**TERRY PRICE**  
**DEFENSIVE ENDS**



**DAVID TURNER**  
**RUN DEFENSE COOR./**  
**DEFENSIVE TACKLES**



**JIM TURNER**  
**OFFENSIVE LINE**



**MARK HOCKE**  
**FOOTBALL SPORTS**  
**PERFORMANCE**



# KYLE FIELD

- Home of the Aggies since 1905. Stadium built in 1927 and the horseshoe enclosed in 1929.
- Capacity.: 102,733
- Stadium record crowd is 110,633 (A&M vs. Ole Miss, 10/11/2014).
- Kyle Field is named for former A&M Dean of Agriculture Edwin Jackson Kyle, who donated a 400 x 400-foot area of the southern edge of campus that had been assigned to him for horticultural experiments. It became the home of the Aggies.
- Texas A&M finished a \$485 million redevelopment of Kyle Field in time for the 2015 season that made the Home of the 12th Man the largest football stadium in the SEC and the state of Texas.
- Texas A&M has led the SEC in home attendance the past three seasons, and ranked No. 3 in FBS in 2016.

*Texas A&M ranked No. 3 in home attendance in 2016 with an average of 101,917 per game, and the Aggies have led the Southeastern Conference in attendance for the past three years.*

## KYLE FIELD RECORD CROWDS

110,633	Ole Miss (2014)	L, 35-20
106,248	Tennessee (2016)	W, 45-38 <sup>2OT</sup>
105,829	LSU (2014)	L, 23-17
105,733	Alabama (2015)	L, 41-23
104,892	Ole Miss (2016)	L, 29-28
104,756	Missouri (2014)	L, 34-27
104,728	Lamar (2014)	W, 73-3
104,625	Auburn (2015)	L, 26-10
104,455	Mississippi State (2015)	W, 30-17
104,213	Ball State (2015)	W, 56-23

## KYLE FIELD RECORD SEASON AVERAGES

1.	105,122	2014	630,735 / 6 games
2.	103,622	2015	725,354 / 7 games
3.	101,917	2016	713,418 / 7 games
4.	87,183	2011	610,283 / 7 games
5.	87,125	2013	697,003 / 8 games
6.	87,014	2012	522,083 / 6 games
7.	82,711	2001	496,268 / 6 games
8.	82,477	2010	577,338 / 7 games
9.	82,207	2007	575,450 / 7 games
10.	82,193	2008	575,351 / 7 games

**SCHEDULE BREAKDOWN -- RANKINGS / TV / RADIO**

Date	AP/HC	Opponent (AP/HC)	TV/Kickoff	Play-by-Play, Analyst (s), Sideline	National Radio	Play-by-Play, Analyst, Sideline
9/3	RV/RV	at UCLA (RV/RV)	Fox/6:30 pm	Gus Johnson, Joel Klatt, Jenny Taft	Westwood One	Brandon Gaudin, Brady Poppinga
9/9	NR/NR	Nicholls State (FCS)	ESPNU/6 pm	Roy Philpott, Tom Ramsey	none	
9/16	NR/NR	UL-Lafayette (NR/NR)	SEC N/11 am	Dave Neal, Matt Stinchcomb, Dawn Davenport	none	
9/23	NR/NR	vs. Arkansas + (NR/RV)	ESPN/11 am	Bob Wischusen, Brock Huard, Allison Williams	none	
9/30	NR/RV	South Carolina + (NR/RV)	SEC N/6:30 pm	Tom Hart, Jordan Rodgers, Cole Cubelic	Touchdown Radio	Brett Dolan, Gino Torretta
10/7	RV/RV	Alabama + (#1/#1)	ESPN/6:15 pm	Joe Tessitore, Todd Blackledge, Holly Rowe	Coimpass Media	Gregg Daniels, Dale Hellestrae
10/14	RV/RV	at Florida + (RV/RV)	ESPN2/6 pm	Beth Mowins, Anthony Becht, Rocky Boiman	none	
10/28	RV/24	Mississippi St. + (RV/RV)	ESPN/6:15 pm	Mark Jones, Rod Gilmore, Quint Kessenich	Coimpass Media	Gregg Daniels, Tony Hill
11/4	NR/RV	Auburn + (16/15)	ESPN/11 am	Beth Mowins, Anthony Becht, Rocky Boiman	ESPN Radio	Kevin Winter, Dusty Dvoracek
11/11	NR/NR	New Mexico (NR/NR)	ESPNU/6 pm	Clay Matvick, Kirk Morrison		
11/18		at Ole Miss +	TBD			
11/25		at LSU +	TBD			

+- SEC opponent

**AGGIES IN THE RANKINGS (WEEK BY WEEK)**

Poll	Pre	W2	W3	W4	W5	W6	W7	W8	W9	W10	W11	W12	W13	W14	W15	FIN
College FB Playoff	--	--	--	--	--	--	--	--	--	--	--	--	--	--	--	--
Associated Press	RV-3	NR	NR	NR	NR	RV-2	RV-4	RV-46	RV-74	NR	NR	--	--	--	--	--
Amway Coaches	RV-46	NR	NR	NR	RV-4	RV-27	RV-14	No. 24	No. 24	RV-4	NR	--	--	--	--	--

**Associated Press Top 25**

RK	TEAM	RECORD	PTS
1	Alabama(56)	9-0	1520
2	Georgia(5)	9-0	1468
3	Notre Dame	8-1	1357
4	Clemson	8-1	1289
5	Oklahoma	8-1	1258
6	Wisconsin	9-0	1256
7	Miami	8-0	1220
8	TCU	8-1	1087
9	Washington	8-1	1061
10	Auburn	7-2	875
11	Ohio State	7-2	781
12	Oklahoma State	7-2	766
13	Michigan State	7-2	760
14	UCF	8-0	736
15	USC	8-2	718
16	Penn State	7-2	717
17	Virginia Tech	7-2	537
18	Mississippi State	7-2	464
19	Washington State	8-2	420
20	Memphis	8-1	376
21	Michigan	7-2	184
22	South Florida	8-1	177
23	West Virginia	6-3	163
24	Iowa State	6-3	155
25	Iowa	6-3	147

Others receiving votes: LSU 142, NC State 101, Toledo 31, Stanford 22, Boise State 14, Arizona 14, Northwestern 6, Army 2, San Diego State 1

**USA Today Coaches Poll**

RK	TEAM	RECORD	PTS
1	Alabama(64)	9-0	1624
2	Georgia(1)	9-0	1560
3	Wisconsin	9-0	1392
4	Clemson	8-1	1379
5	Notre Dame	8-1	1367
6	Miami	8-0	1326
7	Oklahoma	8-1	1314
8	Washington	8-1	1154
9	TCU	8-1	1143
10	Auburn	7-2	900
11	Ohio State	7-2	881
12	UCF	8-0	854
13	Penn State	7-2	817
14	USC	8-2	778
15	Oklahoma State	7-2	764
16	Michigan State	7-2	609
17	Virginia Tech	7-2	555
18	Mississippi State	7-2	462
19	Memphis	8-1	457
20	Washington State	8-2	376
21	South Florida	8-1	306
22	Michigan	7-2	261
23	Iowa State	6-3	150
24	NC State	6-3	149
25	LSU	6-3	136

Others receiving votes: West Virginia 120, Iowa 112, Stanford 58, Toledo 31, Boise State 29, Arizona 25, San Diego State 18, South Carolina 6, Northwestern 5, Troy 4, Army 3

**CFP Selection Committee**

RK	TEAM	RECORD	PTS
1	Georgia	8-0	NR
2	Alabama	8-0	NR
3	Notre Dame	7-1	NR
4	Clemson	7-1	NR
5	Oklahoma	7-1	NR
6	Ohio State	7-1	NR
7	Penn State	7-1	NR
8	TCU	7-1	NR
9	Wisconsin	8-0	NR
10	Miami	7-0	NR
11	Oklahoma State	7-1	NR
12	Washington	7-1	NR
13	Virginia Tech	7-1	NR
14	Auburn	6-2	NR
15	Iowa State	6-2	NR
16	Mississippi State	6-2	NR
17	USC	7-2	NR
18	UCF	7-0	NR
19	LSU	6-2	NR
20	NC State	6-2	NR
21	Stanford	6-2	NR
22	Arizona	6-2	NR
23	Memphis	7-1	NR
24	Michigan State	6-2	NR
25	Washington State	7-2	NR

# LAST 10 SINGLE GAME PERFORMANCES

## 10 OR MORE TACKLES GAME

Player	Date	Opp.	Tackles
TYREL DODSON	4-NOV-17	AUBURN	14
ARMANI WATTS	4-NOV-17	AUBURN	10
TYREL DODSON	28-OCT-17	MISSISSIPPI ST.	12
ARMANI WATTS	28-OCT-17	MISSISSIPPI ST.	11
OTARO ALAKA	14-OCT-17 @	FLORIDA	12
TYREL DODSON	14-OCT-17 @	FLORIDA	11
TYREL DODSON	7-OCT-17	ALABAMA	16
ARMANI WATTS	3-SEP-17 @	UCLA	13
Shaan Washington	28-Dec-16	N Kansas State	11
Otaro Alaka	24-Nov-16	LSU	11

## 300-YARD PASSING GAME

Player	Date	Opp.	Pass Yards
KELLEN MOND	16-SEP-17	LOUISIANA	301
Trevor Knight	28-Dec-16	N Kansas State	310
Trevor Knight	10-Sep-16	Prairie View A&M	344
Jake Hubenak	30-Dec-15	N Louisville	307
Kyle Allen	21-Nov-15 @	Vanderbilt	336
Kyle Allen	3-Oct-15	Mississippi State	322
Kyle Allen	26-Sep-15	N Arkansas	358
Kenny Hill	11-Oct-14	Ole Miss	401
Kenny Hill	4-Oct-14 @	Mississippi State	365
Kenny Hill	27-Sep-14	N Arkansas	386

## 100-YARD RUSHING GAME

Player	Date	Opp.	Rush Yards
TRAYVEON WILLIAMS	4-NOV-17	AUBURN	103
KEITH FORD	23-SEP-17	N ARKANSAS	102
KELLEN MOND	23-SEP-17	N ARKANSAS	109
JACOB KIBODI	16-SEP-17	LOUISIANA	101
KEITH FORD	3-SEP-17 @	UCLA	114
TRAYVEON WILLIAMS	3-SEP-17 @	UCLA	203
Keith Ford	24-Nov-16	LSU	100
Trevor Knight	8-Oct-16	Tennessee	110
Trayveon Williams	8-Oct-16	Tennessee	217
Trevor Knight	24-Sep-16	N Arkansas	157

## 100-YARD RECEIVING GAME

Player	Date	Opp.	Receiving Yards
CHRISTIAN KIRK	23-SEP-17	N ARKANSAS	110
Josh Reynolds	28-Dec-16	N Kansas State	154
Christian Kirk	24-Nov-16	LSU	107
Speedy Noil	24-Nov-16	LSU	102
Christian Kirk	5-Nov-16 @	Mississippi State	144
Josh Reynolds	24-Sep-16	N Arkansas	141
Christian Kirk	10-Sep-16	Prairie View A&M	106
Josh Reynolds	30-Dec-15	N Louisville	177
Josh Reynolds	21-Nov-15 @	Vanderbilt	105
Christian Kirk	14-Nov-15	Western Carolina	122

## 10 OR MORE RECEPTIONS GAME

Player	Date	Opp.	REC
Josh Reynolds	28-Dec-16	N Kansas State	12
Christian Kirk	1-Oct-16 @	South Carolina	12
Christian Kirk	30-Dec-15	N Louisville	10
Josh Reynolds	30-Dec-15	N Louisville	11
Speedy Noil	11-Oct-14	Ole Miss	11
Ricky Seals-Jones	4-Oct-14 @	Mississippi State	10
Malcome Kennedy	28-Aug-14 @	South Carolina	14
Mike Evans	19-Oct-13	Auburn	11
Ryan Swope	10-Nov-12 @	Alabama	11
Ryan Swope	20-Oct-12	LSU	10

## 200-YARD ALL-PURPOSE GAME

Player	Date	Opp.	A-P Yards
TRAYVEON WILLIAMS	4-NOV-17	AUBURN	233
CHRISTIAN KIRK	23-SEP-17	N ARKANSAS	246
TRAYVEON WILLIAMS	3-SEP-17	UCLA	203
Christian Kirk	24-Nov-16	LSU	212
Christian Kirk	5-Nov-16 @	Mississippi State	237
Trayveon Williams	8-Oct-16	Tennessee	217
Christian Kirk	17-Oct-15	Alabama	212
Christian Kirk	26-Sep-15	N Arkansas	255
Christian Kirk	5-Sep-15	N Arizona State	224
Trey Williams	29-Dec-14	N West Virginia	235
Mike Evans	19-Oct-13	Auburn	287

# SQUAD BREAKDOWN

## STARTERS RETURNING

### OFFENSE (5)

WR	Christian Kirk, 5-11, 200, Jr-2L, Scottsdale, AZ (12 starts in 2016)
RG	Connor Lanfear, 6-6, 315, Jr-2L, Buda, TX (8 starts in 2016)
C	Erik McCoy, 6-4, 305, So-1L, Lufkin, TX (13 starts in 2016)
LG	Colton Prater, 6-4, 295, So-1L, Bossier City, LA (12 starts in 2016)
RB	Keith Ford, 5-11, 215, Sr-1L, Cypress, TX (9 starts in 2016)

### DEFENSE (7)

DT	Zaycoven Henderson, 6-2, 300, Sr-3L, Longview, TX (13 starts in 2016)
DT	Kingsley Keke, 6-4, 310, Jr-2L, Richmond, TX (9 starts in 2016)
LB	Otaro Alaka, 6-3, 240, Jr-2L, Houston, TX (13 starts in 2016)
Nic	Donovan Wilson, 6-1, 206, Sr-2L, Shreveport, LA (7 starts in 2016)
CB	Nick Harvey, 5-10, 185, Sr-3L, Lancaster, TX (12 starts in 2016)
CB	Priest Willis, 6-2, 200, Sr-1L, Tempe, AZ (7 starts in 2016)
FS	Armani Watts, 5-11, 200, Sr-3L, Forney, TX (9 starts in 2016)

### SPECIAL TEAMS (4 POSITIONS)

PLK	Daniel LaCamera, 6-4, 223, Jr-1L, Tarpon Springs, FL (17-of-23, 50-of-50)
P	Shane Tripucka, 6-3, 210, Sr-1L, Allen, TX (43.2 avg, 27 Inside 20)
SNP	Austin Frey, 6-1, 225, Jr-2L, Tomball, TX (Snaps on punts)
PR	Christian Kirk, 5-11, 200, Jr-2L, Scottsdale, AZ (24.5 avg./3 TDs)

## STARTERS LOST

### OFFENSE (6)

WR	Josh Reynolds, Three Letters, San Antonio, TX (13 starts in 2016)
WR	Ricky Seals-Jones, Three Letters, Sealy, TX (9 starts in 2016)
WR	Speedy Noil, Three Letters, New Orleans, LA (8 starts in 2016)
LT	Avery Gennesy, Two Letters, Southaven, MS (13 starts in 2016)
RT	Jermaine Eluemunor, Two Letters, Denville, NJ (12 starts in 2016)
QB	Trevor Knight, One Letter, San Antonio, TX (11 starts in 2016)

### DEFENSE (4)

DE	Myles Garrett, Three Letters, Arlington, TX (9 starts in 2016)
DE	Daeshon Hall, Four Letters, Seattle, WA (13 starts in 2016)
LB	Shaan Washington, Four Letters, Alexandria, LA (13 starts in 2016)
SS	Justin Evans, Two Letters, Wiggins, MS (13 starts in 2016)

### SPECIAL TEAMS (3)

HOL	Conner McQueen, Four Letters, Klein, TX (perfect on holds)
SNP	Christian Robertson, Two Letters, Grapevine, TX (Snapped on PAT/FG)
KR	Justin Evans, Two Letters, Wiggins, MS (28.9 avg. per return/Long 90)

## RETURNING STATISTICAL LEADERS

### RUSHING

Trayveon Williams, RB	156 carries, 1,057 net yards, 8 TD
Keith Ford, RB	126 carries, 669 net yards, 6 TD

### PASSING

Jake Hubenak, QB	61-of-104, 844 yards, 2 Int, 6 TD (career 1,283/9/3)
------------------	--

### RECEIVING

Christian Kirk, WR	83 receptions, 928 yards, 9 TD (career 163/1,937/16)
Trayveon Williams, RB	19 receptions, 91 yards, 0 TD

### ALL-PURPOSE

Christian Kirk, WR/RS	35 rush, 928 receive, 282 PR, 173 KOR, 1,418 A-P
Trayveon Williams, RB/RS	1,057 rush, 91 receive, 0 PR, 82 KOR, 1,230 A-P

### SPECIAL TEAMS

Christian Kirk, RS	13-282 PR yards, 21.7 avg., 6-173 KOR yards, 28.8 avg.
Daniel LaCamera, P	17-24 FG, 54-54 PAT, 105 points
Shane Tripucka, P	69-2962 yards, 42.9 avg., 27 I20, 27 FC, 16 50+, 0 TB

### TACKLES

Otaro Alaka, LB	74 tackles, 9 TFL, 2 QB sacks, 1 PBU, 1 Forced Fumble
Nick Harvey, DB	66 tackles, 1 INT, 10 PBU, 1 Fumble Recovered
Donovan Wilson, DB	59 tackles, 1 INT, 2 PBU, 2 QB Hurries
Armani Watts, DB	56 tackles, 6 TFL, 2 INT, 3 PBU, 2 FF, 2 RCF
Zaycoven Henderson, DL	40 tackles, 10 TFL, 3 QBS
Kingsley Keke, DL	37 tackles, 7 TFL, 4 QBS
Larry Pryor, DB	34 tackles, 1 INT
Priest Willis, DB	33 tackles, 1 INT, 8 PBU

## LETTERMEN RETURNING (41)

Offense (16) – Austin Anderson, Kendall Bussey, Calvin Cline, Kwame Etwi, Keith Ford, Jake Hubenak, Jamal Jeffery, Christian Kirk, Connor Lanfear, Koda Martin, Erik McCoy, Colton Prater, Damion Ratley, Tanner Schorp, Keaton Sutherland, Trayveon Williams

Defense (22) – Otaro Alaka, Jesse Brown, DeShawn Capers-Smith, Clifford Chattman, Qualen Cunningham, Tyrel Dodson, Justin Dunning, Landis Durham, Roney Elam, Riley Garner, Cullen Gillaspia, Nick Harvey, Zaycoven Henderson, Jarrett Johnson, Kingsley Keke, Daylon Mack, Charles Oliver, Larry Pryor, Dwaine Thomas, Armani Watts, Priest Willis, Donovan Wilson

Special Teams (3) – Austin Frey, Braden Mann, Shane Tripucka

## LETTERMEN LOST (28)

Offense (12) – Tank Davis, Jermaine Eluemunor, Avery Gennesy, Frank Iheanacho, Trevor Knight, Boone Niederhofer, Speedy Noil, Edward Pope, Josh Reynolds, Ricky Seals-Jones, Jeremy Tabuyo, James White

Defense (14) – Reggie Chevis, Victor Davis, Noel Ellis, Justin Evans, Myles Garrett, Claude George, Daeshon Hall, James Lockhart, Jordan Mastrogiovanni, Richard Moore, Will Paulhill, Alex Sezer, Jr., Hardreck Walker, Shaan Washington

Special Teams (2) – Conner McQueen, Christian Robertson

# TEXAS A&M DEPTH CHART

## OFFENSE

<b>WR</b>	4	Damion Ratley, 6-3, 195, Sr-2L, Yoakum, TX (Yoakum/Blinn JC)
	13	Kendrick Rogers, 6-3, 210, Fr-RS, Frankston, TX (Frankston)
	16	Clyde Chriss, 6-0, 175, Fr-RS, New Orleans, LA (Warren Easton)
<b>LT</b>	75	Koda Martin, 6-6, 310, Jr-2L, Manvel, TX (Manvel)
	65	Dan Moore, Jr., 6-5, 317, Fr-HS, Beaumont, TX (West Brook)
<b>LG</b> <small>&lt;or&gt;</small>	76	<b>COLTON PRATER</b> , 6-4, 300, So-1L, Bossier City, LA (Airline)
	77	Ryan McCollum, 6-5, 295, Fr-RS, Spring, TX (Klein Oak)
	54	Carson Green, 6-6, 300, Fr-HS, Southlake, TX (Carroll)
<b>C</b>	64	<b>ERIK MCCOY</b> , 6-4, 315, So-1L, Lufkin, TX (Lufkin)
	77	Ryan McCollum, 6-5, 295, Fr-RS, Spring, TX (Klein Oak)
<b>RG</b> <small>&lt;or&gt;</small>	70	<b>CONNOR LANFEAR</b> , 6-6, 320, Jr-2L, Buda, TX (Buda)
	73	Jared Hocker, 6-5, 318, Fr-HS, North Richland Hills, TX (Birdville)
	66	Robert Congel, 6-3, 315, Fr-HS, Greenwood Village, CO (IMG Acad.)
<b>RT</b>	78	Keaton Sutherland, 6-5, 310, Jr-2L, Flower Mound, TX (Marcus)
	79	Christian Daimler, 6-7, 325, Gr-TR, Houston, TX (Stratford/OU)
<b>TE</b> <small>&lt;or&gt;</small> <small>&lt;or&gt;</small>	89	Kalvin Cline, 6-5, 240, Gr-1L, Ft. Lauderdale, FL (Pine Crest/VT)
	15	Aaron Hansford, 6-3, 230, Fr-RS, Washington, DC (St. John's)
	86	Tanner Schorp, 6-3, 245, Sr-2L, San Antonio, TX (Reagan)
<b>WR</b>	9	Jhamon Ausbon, 6-2, 220, Fr-HS, Houston, TX (IMG Academy)
	2	Hezekiah Jones, 5-11, 200, Fr-HS, Stafford, TX (Stafford)
	1	Quartney Davis, 6-2, 200, Fr-RS, Houston, TX (Langham Creek)
<b>WR</b>	3	<b>CHRISTIAN KIRK</b> , 5-11, 200, Jr-2L, Scottsdale, AZ (Saguaro)
	6	Roshaud Paul, 6-0, 180, Fr-HS, Bremond, TX (Bremond)
	14	Camron Buckley, 6-2, 190, Fr-HS, Cedar Hill, TX (Cedar Hill)
<b>QB</b> <small>&lt;or&gt;</small> <small>&lt;or&gt;</small>	10	Jake Hubenak, 6-3, 225, Jr-1L, Georgetown, TX (Georgetown)
	11	Kellen Mond, 6-2, 210, Fr-HS, San Antonio, TX (IMG Academy)
	17	Nick Starkel, 6-3, 215, Fr-RS, Argyle, TX (Liberty Christian)
<b>TB</b> <small>&lt;or&gt;</small>	7	<b>KEITH FORD</b> , 5-11, 215, Sr-1L, Cypress, TX (Cy Ranch/Oklahoma)
	5	Trayveon Williams, 5-9, 200, So-1L, Houston, TX (C.E. King)
	25	Kendall Bussey, 5-9, 200, So-1L, New Orleans, LA (Newman)
	23	Jacob Kibodi, 6-2, 210, Fr-HS, Baton Rouge, LA (Christian Life)
	22	Kwame Etwi, 5-9, 200, Jr-2L, Conroe, TX (Oak Ridge)

## DEFENSE

<b>DE</b>	9	Qualen Cunningham, 6-3, 245, Sr-3L, Chandler, AZ (Hamilton)
	46	Landis Durham, 6-3, 255, Jr-2L, Plano, TX (East)
	8	Justin Dunning, 6-4, 240, So-1L, Whitehouse, TX (Whitehouse)
<b>DT</b>	92	<b>ZAYCOVEN HENDERSON</b> , 6-2, 305, Sr-3L, Longview, TX (Longview)
	95	Justin Madubuike, 6-3, 305, Fr-RS, McKinney, TX (North)
<b>DT</b>	88	<b>KINGSLEY KEKE</b> , 6-4, 305, Jr-2L, Richmond, TX (George Ranch)
	5	Daylon Mack, 6-1, 320, Jr-2L, Gladewater, TX (Gladewater)
<b>DE</b>	40	Jarrett Johnson, 6-3, 265, Sr-2L, Katy, TX (Seven Lakes)
	2	Micheal Clemons, 6-5, 255, So-TR, Garland, TX (Sachse/Cisco TX) JC
<b>WLB</b>	42	<b>OTARO ALAKA</b> , 6-3, 240, Jr-2L, Houston, TX (Cy Falls)
	19	Anthony Hines III, 6-3, 220, Fr-HS, Plano, TX (East)
<b>MLB</b>	25	Tyrel Dodson, 6-2, 242, So-1L, Franklin, TN (Centennial)
	58	Braden White, 5-11, 220, Fr-RS, Florence, AL (Florence)
	50	Mac Labhart, 6-0, 225, Jr-SQ, Dallas, TX (St. Mark's)
<b>SLB</b>	7	Buddy Johnson, 6-2, 220, Fr-HS, Dallas, TX (Kimball)
	12	Cullen Gillaspia, 6-2, 230, Jr-1L, Katy, TX (Taylor)
	35	Riley Garner, 6-3, 225, Jr-2L, College Station, TX (A&M Consol.)
<b>RCB</b>	10	Myles Jones, 6-4, 177, Fr-HS, Magnolia, TX (West)
	24	<b>PRIEST WILLIS</b> , 6-2, 205, Sr-1L, Tempe, AZ (Marcos De Niza/UCLA)
	16	Memah Siverand, 6-1, 200, So-SQ, Cypress, TX (Cypress Ridge)
<b>LCB</b>	21	Charles Oliver, 6-2, 193, So-1L, Fairfield, TX (Fairfield)
	29	Debione Renfro, 6-2, 190, Fr-HS, Pearland, TX (Pearland)
<b>SS</b>	23	<b>ARMANI WATTS</b> , 5-11, 205, Sr-3L, Forney, TX (North)
	14	Keldrick Carper, 6-2, 190, Fr-HS, Plain Dealing, LA (Plain Dealing)
	20	Ikenna Okeke, 6-3, 215, Fr-RS, Smyrna, TN (Smyrna)
<b>FS</b>	11	Larry Pryor, 6-0, 205, So-1L, Sulphur Springs, TX (Sulphur Springs)
	4	Derrick Tucker, 6-1, 200, Fr-HS, Manvel, TX (Manvel)
	18	Antonio Howard, 5-10, 195, So-RS, Miami, FL (Miami Lakes/Independence KS) CC
<b>NICK</b>	24	<b>PRIEST WILLIS</b> , 6-2, 205, Sr-1L, Tempe, AZ (Marcos De Niza/UCLA)
	26	Deshawn Capers-Smith, 6-0, 192, Jr-2L, New Orleans, LA (Warren Easton)
	27	Roney Elam, 6-2, 188, So-1L, Newton, TX (Newton)

## SPECIAL TEAMS

<b>PLK</b>	36	<b>DANIEL LACAMERA</b> , 6-4, 230, Jr-1L, Tarpon Springs, FL (East Lake)
<b>P</b>	18	<b>SHANE TRIPUCKA</b> , 6-3, 220, Sr-1L, Allen, TX (Allen)
<b>KOS</b>	34	<b>BRADEN MANN</b> , 5-11, 190, So-1L, Houston, TX (Cypress-Fair)
<b>SNP</b>	45	<b>AUSTIN FREY</b> , 6-1, 220, Jr-2L, Tomball, TX (Homeschool)

<b>HOLD</b>	18	Shane Tripucka, 6-3, 220, Sr-1L, Allen, TX (Allen)
<b>PR</b>	3	<b>CHRISTIAN KIRK</b> , 5-11, 200, Jr-2L, Scottsdale, AZ (Saguaro)
<b>KOR</b>	3	Christian Kirk, 5-11, 200, Jr-2L, Scottsdale, AZ (Saguaro)
	7	Keith Ford, 5-11, 215, Sr-1L, Cypress, TX (Cy Ranch/Oklahoma)
	25	Kendall Bussey, 5-9, 200, So-1L, New Orleans, LA (Newman)

**BOLD CAPS** -- denotes 2016 starter

# PRONUNCIATION GUIDE

Audible pronunciations available on the online roster at [12thMan.com](http://12thMan.com)

<b>ALAKA, OTARO</b> _____	ah-LOCK-ah, oh-TAR-oh
<b>AUSBON, JHAMON</b> _____	OZ-bun, jah-MON
<b>BUSSEY</b> , Kendall _____	BUS-ee
Cunningham, <b>QUALEN</b> _____	KWAY-lin
Davis, <b>QUARTNEY</b> _____	courtney
<b>DIESCH</b> , Kellen _____	deesh
<b>DWORACZYK</b> , Justin _____	da-war-zick
Elam, <b>RONEY</b> _____	ronnie
<b>ETWI</b> , Kwame _____	ett-wee
<b>FREY</b> , Austin _____	fry
<b>GILLASPIA</b> , Cullen _____	GILL-ess-pee-ah

Henderson, <b>ZAYCOVEN</b> _____	zay-COE-vin
<b>HORRY</b> , Camron _____	OR-ee
<b>HUBENAK</b> , Jake _____	HUGH-ben-ack
<b>KEKE</b> , Kingsley _____	KEY-KEY
<b>KIBODI</b> , Jacob _____	kah-BO-dah
<b>LACAMERA</b> , Daniel _____	lah-camera
<b>MADUBUIKE</b> , Justin _____	MAD-aye-boo-kay
<b>MARCHIOL</b> , Santino _____	mar-SHE-all
<b>OKEKE, IKENNA</b> _____	Oh-kay-kay, EYE-ken-ah
Renfro, <b>DEBIONE</b> _____	DEB-ee-own
<b>TRIPUCKA</b> , Shane _____	trah-PUKE-ah

# TEXAS A&M FOOTBALL ALPHABETICAL ROSTER

NAME	POS.	HT.	WT.	CL-EXP	HOMETOWN (HIGH SCHOOL/JC)
42 Alaka, Otarō	LB	6-3	240	Jr-2L	Houston, TX (Cypress Falls)
55 Anderson, Austin	OL	6-4	297	So-1L	Mineola, TX (Mineola)
51 Anderson, Riley	OL	6-5	295	Fr-RS	Mineola, TX (Mineola)
2 Ausbon, Jhamon	WR	6-2	220	Fr-HS	Houston, TX (IMG Academy (Fla.))
42 Azakytu, Ke'Undre	WR	6-0	180	Fr-RS	Dallas, TX (Wilmer Hutchins)
63 Baldree, Cagan	OL	6-4	285	Fr-RS	Carthage, TX (Carthage)
67 Beakey, Drew	OL	6-3	295	So-SQ	Houston, TX (Lutheran South Academy)
33 Bean, Justice	WR	5-11	185	Fr-RS	Frankston, TX (Frankston)
8 Blumrick, Connor	QB	6-5	210	Fr-HS	Pearland, TX (Pearland)
30 Boykin, Andrew	WR	6-1	180	Fr-HS	Austin, TX (Westlake)
20 Bruggman, Tyler	QB	6-2	205	Gr-TR	Phoenix, AZ (Brophy Prep/Montana St.)
14 Buckley, Camron	WR	6-2	190	Fr-HS	Cedar Hill, TX (Cedar Hill)
25 Bussey, Kendall	RB	5-9	200	So-1L	New Orleans, LA (Isidore Newman)
26 Capers-Smith, DeShawn	DB	6-0	192	Jr-2L	New Orleans, LA (Warren Easton)
14 Carper, Keldrick	DB	6-2	190	Fr-HS	Plain Dealing, LA (Plain Dealing)
22 Chattman, Clifford	DB	6-5	195	So-1L	New Orleans, LA (McDonogh 35)
16 Chriss, Clyde	WR	6-0	175	Fr-RS	New Orleans, LA (Warren Easton)
27 Clark, John	RB	5-8	210	Fr-RS	Northbrook, IL (Glenbrook North)
2 Clemons, Micheal	DL	6-5	255	So-TR	Garland, TX (Sachse/Cisco (TX) JC)
89 Cline, Kalvin	TE	6-5	240	Gr-1L	Ft. Lauderdale, FL (Pine Crest/Virginia Tech)
66 Congel, Robert	OL	6-3	315	Fr-HS	Greenwood Village, CO (IMG Academy (Fla.))
9 Cunningham, Qualen	DL	6-3	245	Sr-3L	Chandler, AZ (Hamilton)
79 Daimler, Christian	OL	6-7	325	Gr-TR	Houston, TX (Stratford/Oklahoma)
1 Davis, Quartney	WR	6-2	200	Fr-RS	Houston, TX (Langham Creek)
74 Diesch, Kellen	OL	6-5	310	Fr-RS	Trophy Club, TX (Byron Nelson)
25 Dodson, Tyrel	LB	6-2	242	So-1L	Franklin, TN (Centennial)
8 Dunning, Justin	DL	6-4	240	So-1L	Whitehouse, TX (Whitehouse)
46 Durham, Landis	DL	6-3	255	Jr-2L	Plano, TX (East)
68 Dworaczyk, Justin	OL	6-6	280	So-SQ	Houston, TX (Langham Creek)
27 Elam, Roney	DB	6-2	188	So-1L	Newton, TX (Newton)
94 Estes, Landry	DL	6-2	280	Jr-SQ	Trophy Club, TX (Byron Nelson)
22 Etwi, Kwame	RB	5-9	200	Jr-2L	Conroe TX (Oak Ridge)
7 Ford, Keith	RB	5-11	215	Sr-1L	Cypress, TX (Cypress Ranch/Oklahoma)
45 Frey, Austin	DS	6-1	220	Jr-2L	Tomball, TX (Homeschool)
28 Fuller, Travon	DB	6-1	170	Fr-RS	Athens, TX (Athens)
35 Garner, Riley	LB	6-3	220	Jr-2L	College Station, TX (A&M Consolidated)
12 Gillaspia, Cullen	LB	6-2	230	Jr-1L	Katy, TX (Taylor)
54 Girson, Carson	OL	6-6	300	Fr-HS	Southlake, TX (Carroll)
91 Grimes, KJ	DL	6-3	245	Fr-RS	College Station, TX (College Station)
47 Groff, Jacob	TE	6-2	210	Fr-HS	San Antonio, TX (Churchill)
40 Gunnell, Will	WR	5-11	185	Fr-HS	Houston, TX (St. Pius X)
43 Gustafson, Grant	TE	6-4	235	So-SQ	Fort Worth, TX (All Saints)
15 Hansford, Aaron	WR	6-3	230	Fr-RS	Washington, D.C. (St. John's College)
1 Harvey, Nick	DB	5-10	185	Sr-3L	Lancaster, TX (Richmond Travis)
92 Henderson, Zaycoven	DL	6-2	305	Sr-3L	Longview, TX (Longview)
19 Hines III, Anthony	LB	6-3	220	Fr-HS	Plano, TX (East)
73 Hocker, Jared	OL	6-5	318	Fr-HS	North Richland Hills, TX (Birdville)
85 Horry, Camron	TE	6-5	275	Fr-HS	Katy, TX (Taylor)
18 Howard, Antonio	DB	5-10	195	So-RS	Miami, FL (Miami Lakes/Independence (KS) CC)
37 Howard, Mitchell	DL	6-1	250	So-RS	Cypress, TX (Concordia Lutheran)
15 Hubenak, Jake	QB	6-3	225	Sr-2L	Georgetown, TX (Georgetown/Blinn JC)
16 Hughes, Hank	QB	6-2	200	Fr-RS	Richardson, TX (Pearce)
7 Johnson, Buddy	LB	6-2	220	Fr-HS	Dallas, TX (Kimball)
40 Johnson, Jarrett	DL	6-3	265	Sr-3L	Katy, TX (Seven Lakes)
3 Johnson, Tyree	DL	6-4	265	Fr-HS	Washington, DC (St. John's College)
26 Jones, CJ	RB	5-9	185	Fr-HS	Cypress, TX (Cypress Woods)
9 Jones, Hezekiah	WR	5-11	200	Fr-HS	Stafford, TX (Stafford)

NAME	POS.	HT.	WT.	CL-EXP	HOMETOWN (HIGH SCHOOL/JC)
10 Jones, Myles	DB	6-4	177	Fr-HS	Magnolia, TX (West)
88 Keke, Kingsley	DL	6-4	305	Jr-2L	Richmond, TX (George Ranch)
23 Kibodi, Jacob	RB	6-2	210	Fr-HS	Baton Rouge, LA (Christian Life Academy)
82 Kirchner, Matthew	WR	6-2	200	So-SQ	Plano, TX (Plano)
3 Kirk, Christian	WR	5-11	200	Jr-2L	Scottsdale, AZ (Saguaro)
50 Labhart, Mac	LB	6-0	225	Jr-SQ	Dallas, TX (St. Mark's)
36 LaCamera, Daniel	PK	6-4	230	Jr-1L	Tarpon Springs, FL (East Lake)
70 Lanfear, Connor	OL	6-6	320	Jr-2L	Buda, TX (Buda)
5 Mack, Daylon	DL	6-1	320	Jr-2L	Gladewater, TX (Gladewater)
95 Madubuike, Justin	DL	6-3	305	Fr-RS	McKinney, TX (North)
56 Magee II, Keeath	LB	6-0	225	Fr-RS	Houston, TX (Westfield)
34 Mann, Braden	P/KO	5-11	190	So-1L	Houston, TX (Cypress Fair)
32 Marchiol, Santino	LB	6-1	220	Fr-HS	Centennial, CO (IMG Academy (Fla.))
75 Martin, Koda	OL	6-6	310	Jr-2L	Manvel, TX (Manvel)
77 McCollum, Ryan	OL	6-5	295	Fr-RS	Spring, TX (Klein Oak)
64 McCoy, Erik	OL	6-4	315	So-1L	Lufkin, TX (Lufkin)
88 McZeal, Keynel	TE	6-2	235	Fr-HS	Port Neches, TX (Port Neches-Groves)
11 Mond, Kellen	QB	6-2	210	Fr-HS	San Antonio, TX (IMG Academy (Fla.))
65 Moore Jr., Dan	OL	6-5	317	Fr-HS	Beaumont, TX (West Brook)
17 Morris, Devin	DB	6-1	188	Fr-HS	Caldwell, TX (Caldwell)
90 Moton, T.D.	DL	6-3	305	Fr-RS	Shreveport, LA (Woodlawn)
20 Okeke, Ikenna	DB	6-3	215	Fr-RS	Smyrna, TN (Smyrna)
21 Oliver, Charles	DB	6-2	193	So-1L	Fairfield, TX (Fairfield)
39 Pagel, Jake	DS	6-2	212	Fr-HS	Dallas, TX (Jesusit)
6 Paul, Roshauud	WR	6-0	180	Fr-HS	Bremont, TX (Bremont)
93 Peevy, Jayden	DL	6-6	295	Fr-HS	Bellaire, TX (Bellaire)
76 Prater, Colton	OL	6-4	300	So-1L	Bossier City, LA (Airline)
11 Pryor, Larry	DB	6-0	205	So-1L	Sulphur Springs, TX (Sulphur Springs)
4 Ratley, Damion	WR	6-3	190	Sr-2L	Yoakum, TX (Yoakum/Blinn JC)
31 Rawlins, Gannon	TE	6-3	225	Fr-RS	Galveston, TX (Ball)
71 Reed, Grayson	OL	6-5	320	Fr-HS	Cypress, TX (Cypress Creek)
29 Renfro, Debione	DB	6-2	190	Fr-HS	Pearland, TX (Pearland)
84 Reynolds, Moses	WR	6-2	200	Fr-RS	San Antonio, TX (Jay)
38 Riethman, Drew	PLK	6-0	195	Fr-RS	Ft. Worth, TX (Nolan Catholic)
33 Robinson, Ondario	DL	6-3	265	Fr-HS	Hutto, TX (Hutto)
99 Rogers, Josh	DL	6-5	320	Fr-HS	Houston, TX (Christian)
13 Rogers, Kendrick	WR	6-3	210	Fr-RS	Frankston, TX (Frankston)
28 Sanders, A.J.	RB	5-10	200	Fr-RS	The Woodlands, TX (College Park)
18 Schneider, Bo	QB	6-2	230	So-RS	Dallas, TX (Jesusit/Central Florida)
86 Schorp, Tanner	TE	6-3	245	Sr-2L	San Antonio, TX (Ronald Reagan)
87 Shetler, Greer	TE	6-4	225	So-1L	San Antonio, TX (Alamo Heights)
16 Siverand, Kemah	DB	6-1	200	So-SQ	Cypress, TX (Cypress Ridge)
17 Starkel, Nick	QB	6-3	215	Fr-RS	Argyle, TX (Liberty Christian)
78 Sutherland, Keaton	OL	6-5	310	Jr-2L	Flower Mound, TX (Marcus)
69 Talbert, Brayden	OL	6-4	290	So-SQ	Montgomery, TX (Montgomery)
19 Taylor, Colton	QB	6-3	210	Fr-RS	Houston, TX (Memorial)
18 Tripucka, Shane	P	6-3	220	Sr-1L	Allen, TX (Allen)
4 Tucker, Derrick	DB	6-1	200	Fr-HS	Manvel, TX (Manvel)
41 Wagner, Mark	LB	6-1	215	Fr-HS	College Station, TX (College Station)
23 Watts, Armani	DB	5-11	205	Sr-3L	Forney, TX (North)
58 White, Braden	LB	5-11	220	Fr-RS	Florence, AL (Florence)
83 Whitley, Kyle	WR	6-2	225	Jr-SQ	Troy, TX (Troy)
5 Williams, Trayveon	RB	5-9	200	So-1L	Houston, TX (C.E. King)
24 Willis, Priest	DB	6-2	205	Sr-1L	Tempe, AZ (Marcos De Niza/UCLA)
6 Wilson, Donovan	DB	6-1	202	Sr-3L	Shreveport, LA (Woodlawn)
72 Wolford, Adrian	OL	6-4	323	Fr_HS	Meeker, OK (Meeker)



# TEXAS A&M FOOTBALL NUMERICAL ROSTER

	NAME	POS.	HT.	WT.	CL-EXP	HOMETOWN (HIGH SCHOOL/JC)
1	Davis, Quartney	WR	6-2	200	Fr-RS	Houston, TX (Langham Creek)
1	Harvey, Nick	DB	5-10	185	Sr-3L	Lancaster, TX (Richmond Travis)
2	Ausbon, Jhamon	WR	6-2	220	Fr-HS	Houston, TX (IMG Academy (Fla))
2	Clemons, Micheal	DL	6-5	255	So-TR	Garland, TX (Sachse/Cisco (TX) JC)
3	Johnson, Tyree	DL	6-4	265	Fr-HS	Washington, DC (St. John's College)
3	Kirk, Christian	WR	5-11	200	Jr-2L	Scottsdale, AZ (Saguaro)
4	Ratley, Damion	WR	6-3	190	Sr-2L	Yoakum, TX (Yoakum/Blinn JC)
4	Tucker, Derrick	DB	6-1	200	Fr-HS	Manvel, TX (Manvel)
5	Mack, Daylon	DL	6-1	320	Jr-2L	Gladewater, TX (Gladewater)
5	Williams, Trayveon	RB	5-9	200	So-1L	Houston, TX (C.E. King)
6	Paul, Roshaud	WR	6-0	180	Fr-HS	Bremond, TX (Bremond)
6	Wilson, Donovan	DB	6-1	202	Sr-3L	Shreveport, LA (Woodlawn)
7	Ford, Keith	RB	5-11	215	Sr-1L	Cypress, TX (Cypress Ranch/Oklahoma)
7	Johnson, Buddy	LB	6-2	220	Fr-HS	Dallas, TX (Kimball)
8	Blumrick, Connor	QB	6-5	210	Fr-HS	Pearland, TX (Pearland)
8	Dunning, Justin	DL	6-4	240	So-1L	Whitehouse, TX (Whitehouse)
9	Cunningham, Qualen	DL	6-3	245	Sr-3L	Chandler, AZ (Hamilton)
9	Jones, Hezekiah	WR	5-11	200	Fr-HS	Stafford, TX (Stafford)
10	Hubenak, Jake	QB	6-3	225	Sr-2L	Georgetown, TX (Georgetown/Blinn JC)
10	Jones, Myles	DB	6-4	177	Fr-HS	Magnolia, TX (West)
11	Mond, Kellen	QB	6-2	210	Fr-HS	San Antonio, TX (IMG Academy (Fla.))
11	Pryor, Larry	DB	6-0	205	So-1L	Sulphur Springs, TX (Sulphur Springs)
12	Gillaspia, Cullen	LB	6-2	230	Jr-1L	Katy, TX (Taylor)
13	Rogers, Kendrick	WR	6-3	210	Fr-RS	Frankston, TX (Frankston)
14	Buckley, Camron	WR	6-2	190	Fr-HS	Cedar Hill, TX (Cedar Hill)
14	Carper, Keldrick	DB	6-2	190	Fr-HS	Plain Dealing, LA (Plain Dealing)
15	Hansford, Aaron	WR	6-3	230	Fr-RS	Washington, D.C. (St. John's College)
15	Hughes, Hank	QB	6-2	200	Fr-RS	Richardson, TX (Pearce)
16	Chriss, Clyde	WR	6-0	175	Fr-RS	New Orleans, LA (Warren Easton)
16	Siverand, Kemah	DB	6-1	200	So-SQ	Cypress, TX (Cypress Ridge)
17	Morris, Devin	DB	6-1	188	Fr-HS	Caldwell, TX (Caldwell)
17	Starkel, Nick	QB	6-3	215	Fr-RS	Argyle, TX (Liberty Christian)
18	Howard, Antonio	DB	5-10	195	So-RS	Miami, FL (Miami Lakes/Independence (KS) CC)
18	Schneider, Bo	QB	6-2	230	So-RS	Dallas, TX (Jesuit/Central Florida)
18	Tripucka, Shane	P	6-3	220	Sr-1L	Allen, TX (Allen)
19	Hines III, Anthony	LB	6-3	220	Fr-HS	Plano, TX (East)
19	Taylor, Colton	QB	6-3	210	Fr-RS	Houston, TX (Memorial)
20	Bruggman, Tyler	QB	6-2	205	Gr-TR	Phoenix, AZ (Brophy Prep/Montana St.)
20	Okeke, Ikenna	DB	6-3	215	Fr-RS	Smyrna, TN (Smyrna)
21	Oliver, Charles	DB	6-2	193	So-1L	Fairfield, TX (Fairfield)
22	Chattman, Clifford	DB	6-5	195	So-1L	New Orleans, LA (McDonogh 35)
22	Etwi, Kwame	RB	5-9	200	Jr-2L	Conroe TX (Oak Ridge)
23	Kibodi, Jacob	RB	6-2	210	Fr-HS	Baton Rouge, LA (Christian Life Academy)
23	Watts, Armani	DB	5-11	205	Sr-3L	Forney, TX (North)
24	Willis, Priest	DB	6-2	205	Sr-1L	Tempe, AZ (Marcos De Niza/UCLA)
25	Bussey, Kendall	RB	5-9	200	So-1L	New Orleans, LA (Isidore Newman)
25	Dodson, Tyrel	LB	6-2	242	So-1L	Franklin, TN (Centennial)
26	Capers-Smith, DeShawn	DB	6-0	192	Jr-2L	New Orleans, LA (Warren Easton)
26	Jones, CJ	RB	5-9	185	Fr-HS	Cypress, TX (Cypress Woods)
27	Clark, John	RB	5-8	210	Fr-RS	Northbrook, IL (Glenbrook North)
27	Elam, Roney	DB	6-2	188	So-1L	Newton, TX (Newton)
28	Fuller, Travon	DB	6-1	170	Fr-RS	Athens, TX (Athens)
28	Sanders, A.J.	RB	5-10	200	Fr-RS	The Woodlands, TX (College Park)
29	Renfro, Debione	DB	6-2	190	Fr-HS	Pearland, TX (Pearland)
30	Boykin, Andrew	WR	6-1	180	Fr-HS	Austin, TX (Westlake)
31	Rawlins, Gannon	TE	6-3	225	Fr-RS	Galveston, TX (Ball)
32	Marchiol, Santino	LB	6-1	220	Fr-HS	Centennial, CO (IMG Academy (Fla.))

	NAME	POS.	HT.	WT.	CL-EXP	HOMETOWN (HIGH SCHOOL/JC)
33	Bean, Justice	WR	5-11	185	Fr-RS	Frankston, TX (Frankston)
33	Robinson, Ondario	DL	6-3	265	Fr-HS	Hutto, TX (Hutto)
34	Mann, Braden	P/KO	5-11	190	So-1L	Houston, TX (Cypress Fair)
35	Garner, Riley	LB	6-3	225	Jr-2L	College Station, TX (A&M Consolidated)
36	LaCamera, Daniel	PK	6-4	230	Jr-1L	Tarpon Springs, FL (East Lake)
37	Howard, Mitchell	DL	6-1	250	So-RS	Cypress, TX (Concordia Lutheran)
38	Riethman, Drew	PLK	6-0	195	Fr-RS	Ft. Worth, TX (Nolan Catholic)
39	Pagel, Jake	DS	6-2	212	Fr-HS	Dallas, TX (Jesuit)
40	Gunnell, Will	WR	5-11	185	Fr-HS	Houston, TX (St. Pius X)
40	Johnson, Jarrett	DL	6-3	265	Sr-3L	Katy, TX (Seven Lakes)
41	Wagner, Mark	LB	6-1	215	Fr-HS	College Station, TX (College Station)
42	Alaka, Otaru	LB	6-3	240	Jr-2L	Houston, TX (Cypress Falls)
42	Azakytu, Ke'Undre	WR	6-0	180	Fr-RS	Dallas, TX (Wilmer Hutchins)
43	Gustafson, Grant	TE	6-4	235	So-SQ	Fort Worth, TX (All Saints)
45	Frey, Austin	DS	6-1	220	Jr-2L	Tomball, TX (Homeschool)
46	Durham, Landis	DL	6-3	255	Jr-2L	Plano, TX (East)
47	Groff, Jacob	TE	6-2	210	Fr-HS	San Antonio, TX (Churchill)
50	Labhart, Mac	LB	6-0	225	Jr-SQ	Dallas, TX (St. Mark's)
51	Anderson, Riley	OL	6-5	295	Fr-RS	Mineola, TX (Mineola)
54	Green, Carson	OL	6-6	300	Fr-HS	Southlake, TX (Carroll)
55	Anderson, Austin	OL	6-4	297	So-1L	Mineola, TX (Mineola)
56	Magee II, Keeath	LB	6-0	225	Fr-RS	Houston, TX (Westfield)
58	White, Braden	LB	5-11	220	Fr-RS	Florence, AL (Florence)
63	Baldree, Cagan	OL	6-4	285	Fr-RS	Carthage, TX (Carthage)
64	McCoy, Erik	OL	6-4	315	So-1L	Lufkin, TX (Lufkin)
65	Moore Jr., Dan	OL	6-5	317	Fr-HS	Beaumont, TX (West Brook)
66	Congel, Robert	OL	6-3	315	Fr-HS	Greenwood Village, CO (IMG Academy (Fla.))
67	Beakey, Drew	OL	6-3	295	So-SQ	Houston, TX (Lutheran South Academy)
68	Dworaczyk, Justin	OL	6-6	280	So-SQ	Houston, TX (Langham Creek)
69	Talbert, Brayden	OL	6-4	290	So-SQ	Montgomery, TX (Montgomery)
70	Lanfear, Connor	OL	6-6	320	Jr-2L	Buda, TX (Buda)
71	Reed, Grayson	OL	6-5	320	Fr-HS	Cypress, TX (Cypress Creek)
72	Wolford, Adrian	OL	6-4	323	Fr-HS	Meekeer, OK (Meekeer)
73	Hocker, Jared	OL	6-5	318	Fr-HS	North Richland Hills, TX (Birdville)
74	Diesch, Kellen	OL	6-5	310	Fr-RS	Trophy Club, TX (Byron Nelson)
75	Martin, Koda	OL	6-6	310	Jr-2L	Manvel, TX (Manvel)
76	Prater, Colton	OL	6-4	300	So-1L	Bossier City, LA (Airline)
77	McCullum, Ryan	OL	6-5	295	Fr-RS	Spring, TX (Klein Oak)
78	Sutherland, Keaton	OL	6-5	310	Jr-2L	Flower Mound, TX (Marcus)
79	Daimler, Christian	OL	6-7	325	Gr-TR	Houston, TX (Stratford/Oklahoma)
82	Kirchner, Matthew	WR	6-2	200	So-SQ	Plano, TX (Plano)
83	Whitley, Kyle	WR	6-2	225	Jr-SQ	Troy, TX (Troy)
84	Reynolds, Moses	WR	6-2	200	Fr-RS	San Antonio, TX (Jay)
85	Horry, Camron	TE	6-5	275	Fr-HS	Katy, TX (Taylor)
86	Schorp, Tanner	TE	6-3	245	Sr-2L	San Antonio, TX (Ronald Reagan)
87	Shetler, Greer	TE	6-4	225	So-1L	San Antonio, TX (Alamo Heights)
88	Keke, Kingsley	DL	6-4	305	Jr-2L	Richmond, TX (George Ranch)
88	McZeal, Keynel	TE	6-2	235	Fr-HS	Port Neches, TX (Port Neches-Groves)
89	Cline, Kalvin	TE	6-5	240	Gr-1L	Ft. Lauderdale, FL (Pine Crest/Virginia Tech)
90	Moton, T.D.	DL	6-3	305	Fr-RS	Shreveport, LA (Woodlawn)
91	Grimes, KJ	DL	6-3	245	Fr-RS	College Station, TX (College Station)
92	Henderson, Zaycoven	DL	6-2	305	Sr-3L	Longview, TX (Longview)
93	Peevy, Jayden	DL	6-6	295	Fr-HS	Bellaire, TX (Bellaire)
94	Estes, Landry	DL	6-2	280	Jr-SQ	Trophy Club, TX (Byron Nelson)
95	Madubuike, Justin	DL	6-3	305	Fr-RS	McKinney, TX (North)
99	Rogers, Josh	DL	6-5	320	Fr-HS	Houston, TX (Christian)

# MEDIA SCHEDULE / INFORMATION

SUN/MONDAY	TUESDAY	WEDNESDAY	THURSDAY	FRIDAY	SATURDAY
<p>No availability.</p> <p>All player interview requests for Tuesday's press conference must be submitted to ACannon@athletics.tamu.edu by 11 am on Monday.</p> <p>7 pm: <a href="#">Kevin Sumlin Radio Show</a> (Rudy's) on TAMU Radio Network (12thMan.com/listen)</p>	<p><u>Weekly Press Conference</u> (Kyle Field Media Center).</p> <p>11 a.m.: Players</p> <p>12 noon: Coach Sumlin; selected players to follow. (Web stream available via 12thMan.com)</p>	<p><u>SEC Teleconference</u></p> <p>Coach Sumlin appears from 11:30-39 am</p> <p>4 pm: <u>"The Pulse"</u> (Fox Sports SW)</p> <p>6:30 pm: <u>"The Pulse"</u> (KBTX-TV/Bryan/College Station)</p>	<p>No availability.</p> <p>6:30 pm: <u>"The Pulse"</u> (CW8/Bryan/College Station)</p>	<p>No availability.</p> <p>12 midnight: <u>Midnight Yell Practice</u> <u>Location: Kyle Field</u></p> <p>All media requests for Midnight Yell Practice should be directed to Marketing and Communication</p>	<p>6 p.m. New Mexico at Texas A&amp;M, Kyle Field</p> <p>(Lockerroom is closed. Coaches and players will be brought to the media area promptly after game.)</p>

## Credentials

Media credentials should be requested via [www.sportssystem.com/clients/seccredentials](http://www.sportssystem.com/clients/seccredentials) at least one week in advance of game and will be mailed if time permits. Otherwise, credentials can be picked up at Media Will Call inside Entry 7 (east side of Kyle Field, near the northeast activation tower). Media Will Call opens four hours prior to game time. The Kyle Field press box seats approximately 120 working media members. Media seating is limited, so credentials will be issued according to Texas A&M and the SEC credential guidelines, which can be found at [www.12thMan.com/media](http://www.12thMan.com/media).

## Weekly Game Notes

Media members wishing to receive the weekly game notes via E-mail can do so by e-mailing Brad Marquardt ([bmarquardt@athletics.tamu.edu](mailto:bmarquardt@athletics.tamu.edu)).

## Practice

All practices are closed to the public, and only the first 20 minutes of selected workouts will be open for members of accredited media outlets. Media members wishing to attend the beginning of practice should contact the SID office for availability, exact starting times and location.

## Weekly Press Conference

Texas A&M conducts a weekly press conference on Tuesday of all game weeks beginning at 11 a.m. at the Bright Football Complex. Coach Kevin Sumlin addresses the media promptly at 12 noon. Player requests should be made to the SID office on Mondays prior to the evening practice. Unless class schedules present a conflict, requested players also will be available during this time. This is the preferred time for all interviews to occur.

## SEC Teleconference

The 14 SEC coaches will be featured on a weekly teleconference each Wednesday from 10 a.m. - 12:30 p.m. (CT) beginning August 30 and concluding November 22.

10:00 a.m.	Ed Orgeron, LSU
10:10 a.m.	Kirby Smart, Georgia
10:20 a.m.	Jim McElwain, Florida
10:30 a.m.	Derek Mason, Vanderbilt
10:40 a.m.	Nick Saban, Alabama
10:50 a.m.	Butch Jones, Tennessee
11:00 a.m.	Bret Bielema, Arkansas
11:10 a.m.	Barry Odom, Missouri
11:20 a.m.	Matt Luke, Ole Miss
11:30 a.m.	Kevin Sumlin, Texas A&M
11:40 a.m.	Mark Stoops, Kentucky
11:50 a.m.	Dan Mullen, Mississippi State
12:00 p.m.	Will Muschamp, South Carolina
12:10 p.m.	Gus Malzahn, Auburn



## Press Box

The main press box is now located at the 800 level on the east side of Kyle Field, or the side facing Houston Street, and can be accessed through the elevator at **Entry 7** or **Entry 9**. The TV broadcast booths are located east side of the stadium.

## Postgame

At home games, postgame interviews with A&M players and head coach Kevin Sumlin are conducted in a specially equipped interview room at the southeast corner of Kyle Field. At away games, similar policy is in effect and location of interviews will be determined.

*Alan Cannon (with binoculars) has overseen Texas A&M's football publicity since 1989.*

## Media Will Call

Media will call is located at Entry 7, on the east side of the stadium near the northeast activation tower.

## Post-game Highlights FTP

Texas A&M will provide postgame video highlights after home games via an FTP site to approved media members. Please contact Adam Quisenberry ([aquisenberry@athletics.tamu.edu](mailto:aquisenberry@athletics.tamu.edu)) at the Texas A&M Media Relations office for more information and log on credentials.

## TEXAS A&M ATHLETIC MEDIA RELATIONS

### ASSOC. AD /MEDIA RELATIONS

**ALAN CANNON (Football #1)**  
E-MAIL: [acannon@athletics.tamu.edu](mailto:acannon@athletics.tamu.edu)  
CELL: 979/777-4200

### ASSOC. DIRECTOR

**BRAD MARQUARDT (Football #2)**  
E-MAIL: [bmarquardt@athletics.tamu.edu](mailto:bmarquardt@athletics.tamu.edu)  
CELL: 979/229-8651

### ASSISTANT DIRECTOR

**ADAM QUISENBERY (FB #3)**  
E-MAIL: [aquisenberry@athletics.tamu.edu](mailto:aquisenberry@athletics.tamu.edu)  
CELL: 713/582-5135

### ASSISTANT DIRECTOR

**MATT CALLAWAY (stats/game program)**  
E-MAIL: [mcallaway@athletics.tamu.edu](mailto:mcallaway@athletics.tamu.edu)  
CELL: 713/305-0815

### ASSISTANT DIRECTOR

**EVAN ROBERTS (game program/flip card)**  
E-MAIL: [eroberts@athletics.tamu.edu](mailto:eroberts@athletics.tamu.edu)  
CELL: 260/615-8662

### SENIOR OFFICE ASSOCIATE

**JACKIE THORNTON (everything)**  
E-MAIL: [jackiet@athletics.tamu.edu](mailto:jackiet@athletics.tamu.edu)  
OFFICE: 979/845-5725

### SID MAILING ADDRESS

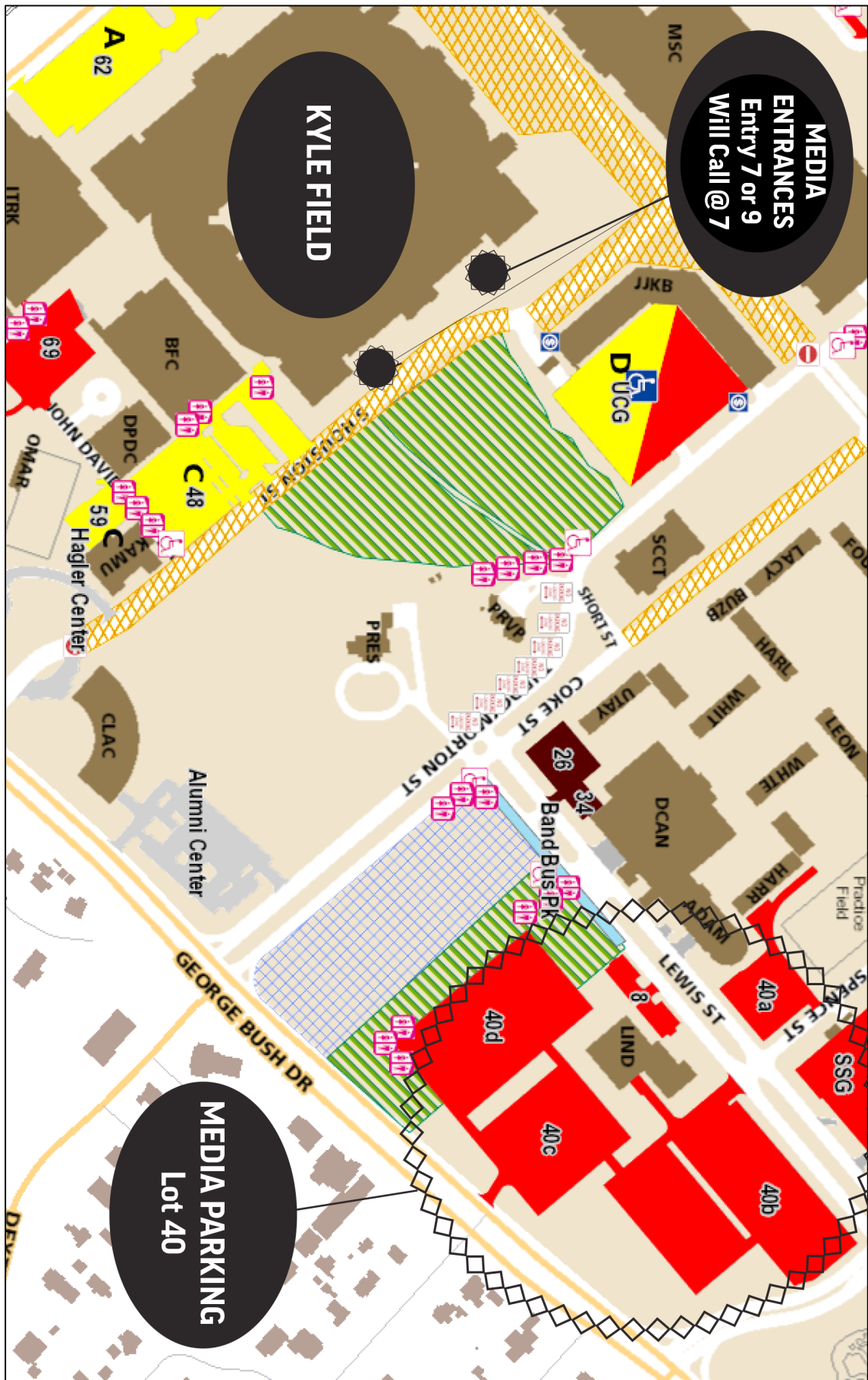
**TEXAS A&M MEDIA RELATIONS**  
1228 TAMU  
College Station, TX 77843-1228

### SID OVERNIGHT ADDRESS

**TEXAS A&M ATHLETICS**  
Media Relations  
756 Houston St.  
College Station, TX 77843

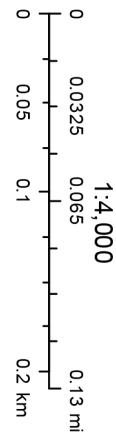


Texas A&M University Football Parking Map



September 8, 2015

- Cashier
- Game Day Presale
- Loading Zone
- Porta-Potty
- Porta-Potty Disabled
- Road Closed
- Disabled Parking





# 2017 TEXAS A&M FOOTBALL STATISTICS

## SCHEDULE / RESULTS / RECORD BREAKDOWN

Date	Opponent	Score	Overall	SEC	Start	Time	Temp	Attend
Sun Sep 3	at UCLA	L 45-44	0-1	-	6:30p	3:49	88°	64,635
Sat Sep 9	NICHOLLS	W 24-14	1-1	-	6:00p	3:26	84°	100,276
Sat Sep 16	LOUISIANA	W 45-21	2-1	-	11:00a	3:38	81°	98,412
Sat Sep 23	* vs Arkansas /	W 50-43	3-1	1-0	11:00a	3:48	72°	64,668
Sat Sep 30	* SOUTH CAROLINA	W 24-17	4-1	2-0	6:30p	3:32	83°	96,430
Sat Oct 7	* ALABAMA	L 27-19	4-2	2-1	6:15p	3:18	89°	101,058
Sat Oct 14	* at Florida	W 19-17	5-2	3-1	6:00p	3:33	83°	86,114
Sat Oct 28	* MISSISSIPPI STATE	L 35-14	5-3	3-2	6:15p	3:16	60°	96,128
Sat Nov 4	* AUBURN	L 42-27	5-4	3-3	11:00a	3:17	76°	100,257
Sat Nov 11	NEW MEXICO							
Sat Nov 18	* at Ole Miss							
Sat Nov 25	* at LSU							

\* - SEC Game / ! - at AT&T Stadium (Arlington, Texas) / Rankings reflected as AP/USA Today ranking at time of the game

	2017 SEASON	UNDER SUMLIN
Overall	5-4	49-25
Home	3-3	26-14
Away	1-1	15-9
Neutral	1-0	8-2
SEC	3-3	24-22
Non-Conference	2-1	25-3
Overtime	0-0	4-0
Day	2-1	22-11
Night	3-3	28-14
Televised	5-4	49-25
Non-Televised	0-0	0-0
vs Top 25	0-2	12-15
vs Top 15	0-1	5-8
vs Top 10	0-1	4-8
vs Top 5	0-1	2-5
Scores First	3-2	40-11
Opponent Scores First	2-2	9-14
Leading after 1st Qtr	2-2	32-9
Trailing after 1st Qtr	0-2	9-14
Tied after 1st Qtr	3-0	8-2
Leading at Half	1-1	39-6
Trailing at Half	4-3	6-19
Tied at Half	0-0	4-0
Leading after 3rd Qtr	2-1	42-4
Trailing after 3rd Qtr	2-3	5-21
Tied after 3rd Qtr	1-0	2-0
Wins Coin Toss	1-2	20-13
Loses Coin Toss	4-2	29-12
Natural Grass	4-4	34-22
Artificial Surface	1-0	15-3

## TEAM STATISTICS

	A&M	OPPONENT
<b>SCORING</b>	<b>266</b>	<b>261</b>
Points Per Game	29.6	29.0
<b>FIRST DOWNS</b>	<b>171</b>	<b>169</b>
Rushing	82	71
Passing	74	89
Penalty	15	9
<b>RUSHING YARDAGE</b>	<b>1671</b>	<b>1403</b>
Yards gained rushing	1956	1685
Yards lost rushing	285	282
Rushing Attempts	381	345
Average Per Rush	4.4	4.1
Average Per Game	185.7	155.9
TDs Rushing	19	13
<b>PASSING YARDAGE</b>	<b>1769</b>	<b>2125</b>
Comp-Att-Int	146-281-7	169-282-8
Average Per Pass	6.3	7.5
Average Per Catch	12.1	12.6
Average Per Game	196.6	236.1
TDs Passing	10	19
<b>TOTAL OFFENSE</b>	<b>3440</b>	<b>3528</b>
Total Plays	662	627
Average Per Play	5.2	5.6
Average Per Game	382.2	392.0
<b>KICK RETURNS: #-Yards</b>	<b>27-639 (23.7)</b>	<b>24-510 (21.2)</b>
<b>PUNT RETURNS: #-Yards</b>	<b>9-113 (12.6)</b>	<b>13-88 (6.8)</b>
<b>INT RETURNS: #-Yards</b>	<b>8-56</b>	<b>7-120</b>
<b>FUMBLES-LOST</b>	<b>12-4</b>	<b>14-8</b>
<b>PENALTIES-Yards</b>	<b>42-325</b>	<b>49-387</b>
Average Per Game	36.1	43.0
<b>PUNTS-Yards</b>	<b>55-2502</b>	<b>59-2445</b>
Average Per Punt	45.5	41.5
<b>TIME OF POSSESSION/Game</b>	<b>30:07</b>	<b>29:53</b>
<b>3RD-DOWN Conversions</b>	<b>57/149 (38%)</b>	<b>41/126 (33%)</b>
<b>4TH-DOWN Conversions</b>	<b>6/12 (50%)</b>	<b>5/8 (62%)</b>
<b>SACKS BY-Yards</b>	<b>32-191</b>	<b>23-146</b>
<b>FIELD GOALS-ATTEMPTS</b>	<b>16-19</b>	<b>7-11</b>
<b>ON-SIDE KICKS</b>	<b>0-3</b>	<b>0-0</b>
<b>RED-ZONE SCORES</b>	<b>(31/37) 84%</b>	<b>(33/36) 92%</b>
<b>PAT-ATTEMPTS</b>	<b>(30/30) 100%</b>	<b>(32/32) 100%</b>
<b>ATTENDANCE AVG</b>	<b>98,760</b>	<b>75,374</b>

## SCORE BY QUARTERS

	1st	2nd	3rd	4th	OT	Total
Texas A&M	54	55	61	89	7	266
Opponents	27	103	56	75	0	261

# TEXAS A&M GAME-BY-GAME STATISTICS

## OFFENSE

Date	Opponent	RUSHING				RECEIVING				PASSING				KICK RETURNS				PUNT RETURNS				tot off
		No.	Yds	TD	Lg	No.	Yds	TD	Lg	C-A-I	Yds	TD	Lg	No	Yds	TD	Lg	No	Yds	TD	Lg	
SEPT	3 at UCLA	63	382	5	72	9	89	0	15	9-30-0	89	0	15	4	112	0	37	0	0	0	0	471
	9 NICHOLLS	47	195	2	41	24	198	1	27	24-36-0	198	1	27	2	44	0	23	0	0	0	0	393
	16 LOUISIANA	40	179	2	67	21	301	3	76	21-34-1	301	3	76	4	98	0	71	2	24	0	24	480
	23 vs Arkansas	42	285	3	79	14	216	2	81	14-27-1	216	2	81	6	179	1	100	0	0	0	0	501
	30 SOUTH CAROLINA	49	237	3	19	19	159	0	26	19-27-0	159	0	26	2	10	0	10	1	-1	0	0	396
OCT	7 ALABAMA	40	71	1	20	19	237	1	39	19-29-1	237	1	39	4	52	0	20	1	3	0	0	308
	14 at Florida	38	83	1	18	8	180	0	42	8-24-1	180	0	42	0	0	0	0	3	58	0	43	263
	28 MISSISSIPPI STATE	28	96	1	33	16	189	1	70	16-41-3	189	1	70	3	55	0	22	2	29	0	26	285
NOV	4 AUBURN	34	143	1	40	16	200	2	62	16-33-0	200	2	62	2	89	0	72	0	0	0	0	343
	11 NEW MEXICO																					
	18 at Ole Miss																					
	25 at LSU																					
	<b>TEXAS A&amp;M</b>	<b>381</b>	<b>1671</b>	<b>19</b>	<b>79</b>	<b>146</b>	<b>1769</b>	<b>10</b>	<b>81</b>	<b>146-281-7</b>	<b>1769</b>	<b>10</b>	<b>81</b>	<b>27</b>	<b>639</b>	<b>1</b>	<b>100</b>	<b>9</b>	<b>113</b>	<b>0</b>	<b>43</b>	<b>3440</b>
	<b>OPPONENTS</b>	<b>345</b>	<b>1403</b>	<b>13</b>	<b>79</b>	<b>169</b>	<b>2125</b>	<b>19</b>	<b>54</b>	<b>169-282-8</b>	<b>2125</b>	<b>19</b>	<b>54</b>	<b>24</b>	<b>510</b>	<b>0</b>	<b>39</b>	<b>13</b>	<b>88</b>	<b>1</b>	<b>14</b>	<b>3528</b>

## DEFENSE

Date	Opponent	TACKLES			SACKS		FUMBLES			QBH	Pass Brk	Blkd Kick	Kicks Att-Mad	2-Pt Conv		Saf	Pts
		Solo	Ast	Total	TFL-Yds	No-Yds	FF	FR-Yds	Int-Yds					Run	Rcv		
SEPT	3 at UCLA	50	10	60	5.0-27	3.0-25	3	3-18	0-0	0	12	0	5-5	0	0	0	44
	9 NICHOLLS	29	18	47	4.0-12	2.0-7	1	1-0	1-1	2	1	0	3-3	0	0	0	24
	16 LOUISIANA	35	36	71	9.0-35	2.0-10	4	2-4	3-55	4	1	0	6-6	0	0	0	45
	23 vs Arkansas	43	20	63	7.0-40	6.0-39	0	0-0	1-0	8	2	0	5-5	0	0	0	50
	30 SOUTH CAROLINA	39	8	47	12.0-66	7.0-56	1	1-0	0-0	1	5	0	3-3	0	0	0	24
OCT	7 ALABAMA	38	30	68	9.0-28	3.0-19	2	1-0	0-0	2	4	1	2-2	0	0	1	19
	14 at Florida	38	48	86	8.0-28	5.0-19	0	0-0	2-0	2	2	1	1-1	0	0	0	19
	28 MISSISSIPPI STATE	35	44	79	5.0-14	2.0-7	0	0-0	1-0	1	2	1	2-2	0	0	0	14
NOV	4 AUBURN	44	46	90	8.0-23	2.0-9	0	0-0	0-0	1	0	2	3-3	0	0	0	27
	11 NEW MEXICO																
	18 at Ole Miss																
	25 at LSU																
	<b>TEXAS A&amp;M</b>	<b>352</b>	<b>260</b>	<b>612</b>	<b>69.0-280</b>	<b>32.0-191</b>	<b>11</b>	<b>8-22</b>	<b>8-56</b>	<b>21</b>	<b>29</b>	<b>5</b>	<b>30-30</b>	<b>0</b>	<b>0</b>	<b>1</b>	<b>266</b>
	<b>OPPONENTS</b>	<b>368</b>	<b>266</b>	<b>634</b>	<b>58.0-231</b>	<b>23.0-146</b>	<b>4</b>	<b>4-0</b>	<b>7-120</b>	<b>22</b>	<b>43</b>	<b>1</b>	<b>32-32</b>	<b>0</b>	<b>2</b>	<b>0</b>	<b>261</b>

## SPECIAL TEAMS

Date	Opponent	No	Yds	Avg	PUNTING					FIELD GOALS				KICKOFFS				
					Long	Blkd	TB	FC	50+	I20	Att-Made	Lg	Blkd	No	Yds	Avg	TB	OB
SEPT	3 at UCLA	6	289	48.2	58	0	1	2	2	2	4-3	48	0	9	562	62.4	2	1
	9 NICHOLLS	6	288	48.0	61	0	0	2	3	2	2-1	26	0	5	319	63.8	4	0
	16 LOUISIANA	4	195	48.8	64	0	1	1	2	1	2-1	28	0	8	503	62.9	5	1
	23 vs Arkansas	4	170	42.5	51	0	0	3	1	1	3-3	37	0	9	561	62.3	5	0
	30 SOUTH CAROLINA	8	324	40.5	54	0	2	4	1	3	1-1	46	0	5	320	64.0	2	0
OCT	7 ALABAMA	5	238	47.6	56	0	0	2	2	1	1-1	52	0	4	211	52.8	3	0
	14 at Florida	8	389	48.6	55	0	0	3	4	2	4-4	46	0	6	388	64.7	2	0
	28 MISSISSIPPI STATE	8	350	43.8	52	0	0	4	2	3	0-0	0	0	2	130	65.0	1	0
NOV	4 AUBURN	6	259	43.2	56	1	0	4	3	2	2-2	39	0	5	321	64.2	3	0
	11 NEW MEXICO																	
	18 at Ole Miss																	
	25 at LSU																	
	<b>TEXAS A&amp;M</b>	<b>55</b>	<b>2502</b>	<b>45.5</b>	<b>64</b>	<b>1</b>	<b>4</b>	<b>25</b>	<b>20</b>	<b>17</b>	<b>19-16</b>	<b>52</b>	<b>0</b>	<b>52</b>	<b>3299</b>	<b>63.4</b>	<b>27</b>	<b>2</b>
	<b>OPPONENTS</b>	<b>59</b>	<b>2445</b>	<b>41.4</b>	<b>70</b>	<b>3</b>	<b>4</b>	<b>20</b>	<b>13</b>	<b>14</b>	<b>11-7</b>	<b>44</b>	<b>2</b>	<b>51</b>	<b>3156</b>	<b>61.9</b>	<b>23</b>	<b>1</b>

## RED ZONE

Date	Opponent	Score	Times In RZ	Times Scored	Pts	Total TDs	Rush TDs	Pass TDs	FGs Made	Failed to score inside Red Zone						
										FGA	Downs	Int	Fumb	Half	Game	
SEPT	3 at UCLA	L 44-45	7	6	34	4	4	0	2	1	0	0	0	0	0	0
	9 NICHOLLS	W 24-14	3	3	17	2	2	0	1	0	0	0	0	0	0	0
	16 LOUISIANA	W 45-21	6	4	24	3	1	2	1	0	1	0	0	0	1	0
	23 vs Arkansas	W 50-43	5	5	23	2	1	1	3	0	0	0	0	0	0	0
	30 SOUTH CAROLINA	W 24-17	3	3	21	3	3	0	0	0	0	0	0	0	0	0
OCT	7 ALABAMA	L 19-27	3	2	14	2	1	1	0	0	0	1	0	0	0	0
	14 at Florida	W 19-17	4	4	16	1	1	0	3	0	0	0	0	0	0	0
	28 MISSISSIPPI STATE	L 14-35	2	1	7	1	1	0	0	0	0	1	0	0	0	0
NOV	4 AUBURN	L 27-42	4	3	17	2	1	1	1	0	1	0	0	0	0	0
	11 NEW MEXICO															
	18 at Ole Miss															
	25 at LSU															
	<b>TEXAS A&amp;M</b>	<b>- 31 OF 37 (83.8%)</b>	<b>37</b>	<b>31</b>	<b>173</b>	<b>20</b>	<b>15</b>	<b>5</b>	<b>11</b>	<b>1</b>	<b>2</b>	<b>2</b>	<b>0</b>	<b>1</b>	<b>0</b>	<b>0</b>
	<b>OPPONENTS</b>	<b>- 33 OF 36 (91.7%)</b>	<b>36</b>	<b>33</b>	<b>208</b>	<b>27</b>	<b>12</b>	<b>15</b>	<b>6</b>	<b>0</b>	<b>0</b>	<b>1</b>	<b>1</b>	<b>1</b>	<b>0</b>	<b>0</b>

# OPPONENT GAME-BY-GAME STATISTICS

## OFFENSE

Date	Opponent	RUSHING				RECEIVING				PASSING				KICK RETURNS				PUNT RETURNS				tot off
		No.	Yds	TD	Lg	No.	Yds	TD	Lg	C-A-I	Yds	TD	Lg	No	Yds	TD	Lg	No	Yds	TD	Lg	
SEPT 3	at UCLA	25	63	2	17	35	491	4	54	35-59-0	491	4	54	6	115	0	29	1	-1	0	0	554
9	NICHOLLS	31	74	0	13	13	264	1	54	13-25-1	264	1	54	1	13	0	13	3	20	0	9	338
16	LOUISIANA	29	93	1	20	28	216	2	37	28-44-3	216	2	37	2	36	0	21	0	0	0	0	309
23	vs Arkansas	45	226	3	30	13	231	3	45	13-27-1	231	3	45	4	86	0	39	0	0	0	0	457
30	SOUTH CAROLINA	26	23	0	34	17	256	2	45	17-30-0	256	2	45	3	72	0	31	1	3	0	3	279
OCT 7	ALABAMA	44	232	2	75	13	123	1	30	13-22-0	123	1	30	1	39	0	39	3	10	0	12	355
14	at Florida	42	242	2	79	17	129	0	20	17-26-2	129	0	20	4	82	0	26	1	9	0	9	371
28	MISSISSIPPI STATE	52	228	2	45	12	141	2	41	12-21-1	141	2	41	1	29	0	29	2	7	0	4	369
NOV 4	AUBURN	52	228	2	24	20	268	3	53	20-27-0	268	3	53	2	38	0	21	2	40	1	14	496
11	NEW MEXICO																					
18	at Ole Miss																					
25	at LSU																					
<b>OPPONENTS</b>		<b>345</b>	<b>1403</b>	<b>13</b>	<b>79</b>	<b>169</b>	<b>2125</b>	<b>19</b>	<b>54</b>	<b>169-282-8</b>	<b>2125</b>	<b>19</b>	<b>54</b>	<b>24</b>	<b>510</b>	<b>0</b>	<b>39</b>	<b>13</b>	<b>88</b>	<b>1</b>	<b>14</b>	<b>3528</b>
<b>TEXAS A&amp;M</b>		<b>381</b>	<b>1671</b>	<b>19</b>	<b>79</b>	<b>146</b>	<b>1769</b>	<b>10</b>	<b>81</b>	<b>146-281-7</b>	<b>1769</b>	<b>10</b>	<b>81</b>	<b>27</b>	<b>639</b>	<b>1</b>	<b>100</b>	<b>9</b>	<b>113</b>	<b>0</b>	<b>43</b>	<b>3440</b>

## DEFENSE

Date	Opponent	TACKLES			SACKS		FUMBLES			QBH	Pass Brk	Blkd Kick	Kicks Att-Mad	2-Pt Conv		Saf	Pts
		Solo	Ast	Total	TFL-Yds	No-Yds	FF	FR-Yds	Int-Yds					Run	Rcv		
SEPT 3	at UCLA	61	18	79	8.0-48	6.0-40	0	0-0	0-0	0	12	0	6-6	0	0	0	45
9	NICHOLLS	45	42	87	9.0-33	4.0-25	0	0-0	0-0	0	4	0	0-0	0	1	0	14
16	LOUISIANA	42	30	72	7.0-28	1.0-8	1	1-0	1-4	2	6	0	3-3	0	0	0	21
23	vs Arkansas	38	34	72	5.0-11	1.0-5	0	0-0	1-3	3	3	0	5-5	0	1	0	43
30	SOUTH CAROLINA	56	12	68	6.0-16	1.0-8	0	1-0	0-0	2	2	0	2-2	0	0	0	17
OCT 7	ALABAMA	39	40	79	7.0-32	4.0-27	3	2-0	1-0	1	5	0	3-3	0	0	0	27
14	at Florida	28	30	58	6.0-29	2.0-15	0	0-0	1-0	3	3	0	2-2	0	0	0	17
28	MISSISSIPPI STATE	29	28	57	6.0-19	3.0-13	0	0-0	3-113	6	5	0	5-5	0	0	0	35
NOV 4	AUBURN	30	32	62	4.0-15	1.0-5	0	0-0	0-0	5	3	1	6-6	0	0	0	42
11	NEW MEXICO																
18	at Ole Miss																
25	at LSU																
<b>OPPONENTS</b>		<b>368</b>	<b>266</b>	<b>634</b>	<b>58.0-231</b>	<b>23.0-146</b>	<b>4</b>	<b>4-0</b>	<b>7-120</b>	<b>22</b>	<b>43</b>	<b>1</b>	<b>32-32</b>	<b>0</b>	<b>2</b>	<b>0</b>	<b>261</b>
<b>TEXAS A&amp;M</b>		<b>352</b>	<b>260</b>	<b>612</b>	<b>69.0-280</b>	<b>32.0-191</b>	<b>11</b>	<b>8-22</b>	<b>8-56</b>	<b>21</b>	<b>29</b>	<b>5</b>	<b>30-30</b>	<b>0</b>	<b>0</b>	<b>1</b>	<b>266</b>

## SPECIAL TEAMS

Date	Opponent	No	Yds	Avg	PUNTING				FIELD GOALS				KICKOFFS					
					Long	Blkd	TB	FC	50+	I20	Att-Made	Lg	Blkd	No	Yds	Avg	TB	OB
SEPT 3	at UCLA	5	234	46.8	63	0	0	1	2	2	1-1	29	0	8	518	64.8	4	0
9	NICHOLLS	6	239	39.8	50	0	1	2	2	3	2-2	37	0	4	260	65.0	2	0
16	LOUISIANA	8	347	43.4	53	0	0	4	1	2	0-0	0	0	4	199	49.8	0	0
23	vs Arkansas	7	307	43.9	53	0	0	5	2	2	0-0	0	0	7	413	59.0	1	0
30	SOUTH CAROLINA	7	310	44.3	56	0	0	1	3	1	2-1	29	0	4	240	60.0	2	0
OCT 7	ALABAMA	5	146	29.2	46	1	1	1	0	1	3-2	44	0	7	436	62.3	3	0
14	at Florida	9	405	45.0	67	1	1	3	2	2	1-1	29	0	4	250	62.5	3	1
28	MISSISSIPPI STATE	7	220	31.4	39	1	0	1	0	0	0-0	0	0	6	388	64.7	3	0
NOV 4	AUBURN	5	237	47.4	70	0	1	2	1	1	2-0	0	2	7	452	64.6	5	0
11	NEW MEXICO																	
18	at Ole Miss																	
25	at LSU																	
<b>OPPONENTS</b>		<b>59</b>	<b>2445</b>	<b>41.4</b>	<b>70</b>	<b>3</b>	<b>4</b>	<b>20</b>	<b>13</b>	<b>14</b>	<b>11-7</b>	<b>44</b>	<b>2</b>	<b>51</b>	<b>3156</b>	<b>61.9</b>	<b>23</b>	<b>1</b>
<b>TEXAS A&amp;M</b>		<b>55</b>	<b>2502</b>	<b>45.5</b>	<b>64</b>	<b>1</b>	<b>4</b>	<b>25</b>	<b>20</b>	<b>17</b>	<b>19-16</b>	<b>52</b>	<b>0</b>	<b>52</b>	<b>3299</b>	<b>63.4</b>	<b>27</b>	<b>2</b>

## RED ZONE

Date	Opponent	Score	Times In RZ	Times Scored	Pts	Total TDs	Rush TDs	Pass TDs	FGs Made	Failed to score inside Red Zone						
										FGA	Downs	Int	Fumb	Half	Game	
SEPT 3	at UCLA	L 44-45	6	6	38	5	2	3	1	0	0	0	0	0	0	0
9	NICHOLLS	W 24-14	3	3	14	1	0	1	2	0	0	0	0	0	0	0
16	LOUISIANA	W 45-21	3	3	21	3	1	2	0	0	0	0	0	0	0	0
23	vs Arkansas	W 50-43	6	5	35	5	3	2	0	0	0	1	0	0	0	0
30	SOUTH CAROLINA	W 24-17	3	2	10	1	0	1	1	0	0	0	1	0	0	0
OCT 7	ALABAMA	L 19-27	4	3	17	2	1	1	1	0	0	0	0	0	1	0
14	at Florida	W 19-17	3	3	17	2	2	0	1	0	0	0	0	0	0	0
28	MISSISSIPPI STATE	L 14-35	4	4	28	4	2	2	0	0	0	0	0	0	0	0
NOV 4	AUBURN															
11	NEW MEXICO															
18	at Ole Miss															
25	at LSU															
<b>OPPONENTS - 33 OF 36 (91.7%)</b>			<b>36</b>	<b>33</b>	<b>208</b>	<b>27</b>	<b>12</b>	<b>15</b>	<b>6</b>	<b>0</b>	<b>0</b>	<b>1</b>	<b>1</b>	<b>1</b>	<b>1</b>	<b>0</b>
<b>TEXAS A&amp;M - 31 OF 37 (83.8%)</b>			<b>37</b>	<b>31</b>	<b>173</b>	<b>20</b>	<b>15</b>	<b>5</b>	<b>11</b>	<b>1</b>	<b>2</b>	<b>2</b>	<b>0</b>	<b>1</b>	<b>0</b>	

# TEAM COMPARISON GAME-BY-GAME

	Date	Opponent	Score	Total	FIRST DOWNS			RUSHING Number-Yards	PASSING		TOTAL OFFENSE Plays-Yards	Return Yards	Turnovers
					Rush	Pass	Pen		Comp-Att-Int	Yards			
<b>SEPT</b>	3	at UCLA	44-45	23/29	15/3	5/24	3/2	63-382/25-63	9-30-0/35-59-0	89/491	93-471/84-554	130/114	0/3
	9	NICHOLLS	24-14	27/13	13/3	11/9	3/1	47-195/31-74	24-36-0/13-25-1	198/264	83-393/56-338	45/33	0/2
	16	LOUISIANA	45-21	27/17	12/7	14/10	1/0	40-179/29-93	21-34-1/28-44-3	301/216	74-480/73-309	181/40	2/5
	23	vs Arkansas	50-43	20/21	11/12	7/8	2/1	42-285/45-226	14-27-1/13-27-1	216/231	69-501/72-457	179/89	1/1
	30	SOUTH CAROLINA	24-17	20/14	12/2	8/11	0/1	49-237/26-23	19-27-0/17-30-0	159/256	76-396/56-279	9/75	1/1
<b>OCT</b>	7	ALABAMA	19-27	16/16	4/8	9/6	3/2	40-71/44-232	19-29-1/13-22-0	237/123	69-308/66-355	55/49	3/1
	14	at Florida	19-17	10/17	5/11	5/6	0/0	38-83/42-242	8-24-1/17-26-2	180/129	62-263/68-371	58/91	1/2
	28	MISSISSIPPI STATE	14-35	15/19	6/11	7/7	2/1	28-96/52-228	16-41-3/12-21-1	189/141	69-285/73-369	84/149	3/1
<b>NOV</b>	4	AUBURN	27-42	13/23	4/14	8/8	1/1	34-143/52-228	16-33-0/20-27-0	200/268	67-343/79-496	89/78	0/0
	11	NEW MEXICO											
	18	at Ole Miss											
	25	at LSU											
<b>TOTALS</b>			<b>266-261</b>	<b>171/169</b>	<b>82/71</b>	<b>74/89</b>	<b>15/9</b>	<b>381-1671/345-1403</b>	<b>146-281-7/169-282-8</b>	<b>1769/2125</b>	<b>662-3440/627-3528</b>	<b>830/718</b>	<b>11/16</b>

	Date	Opponent	3rd Down Conversions	4th Down Conversions	Time of Possession	TOP Margin	Avg Yds/Rush	Avg Yds/Pass	Avg Yds/Play	Punting Number-Avg	Penalties Number-Yards
	9	NICHOLLS	10-19/3-12	1-1/1-1	34:40/25:20	9:20	4.1/2.4	5.5/10.6	4.7/6.0	6-48.0/6-39.8	4-45/7-54
	16	LOUISIANA	5-13/4-15	0-1/1-1	30:50/29:10	1:40	4.5/3.2	8.9/4.9	6.5/4.2	4-48.8/8-43.4	3-17/4-25
	23	vs Arkansas	6-15/5-13	2-2/0-0	27:43/32:17	-4:34	6.8/5.0	8.0/8.6	7.3/6.3	4-42.5/7-43.9	6-36/9-69
	30	SOUTH CAROLINA	7-16/2-13	0-0/0-1	34:07/25:53	8:14	4.8/0.9	5.9/8.5	5.2/5.0	8-40.5/7-44.3	5-47/2-10
<b>OCT</b>	7	ALABAMA	3-14/4-14	2-4/1-1	32:28/27:32	4:56	1.8/5.3	8.2/5.6	4.5/5.4	5-47.6/5-29.2	6-45/6-50
	14	at Florida	4-16/4-15	0-0/1-1	26:42/33:18	-6:36	2.2/5.8	7.5/5.0	4.2/5.5	8-48.6/9-45.0	7-46/6-44
	28	MISSISSIPPI STATE	7-17/6-14	0-1/0-0	23:51/36:09	-12:18	3.4/4.4	4.6/6.7	4.1/5.1	8-43.8/7-31.4	4-30/5-45
<b>NOV</b>	4	AUBURN	6-18/6-14	1-2/0-1	24:16/35:44	-11:28	4.2/4.4	6.1/9.9	5.1/6.3	6-43.2/5-47.4	2-20/3-34
	11	NEW MEXICO									
	18	at Ole Miss									
	25	at LSU									
<b>TOTALS</b>			<b>57-149/41-126</b>	<b>6-12/5-8</b>	<b>270:59/269:01</b>	<b>1:58</b>	<b>4.4/4.1</b>	<b>6.3/7.5</b>	<b>5.2/5.6</b>	<b>55-45.5/59-41.4</b>	<b>325/387</b>

*numbers formatted in team/opponent format*

# TEXAS A&M INDIVIDUAL STATISTICS

## RUSHING

	GP	Att	Gain	Loss	Net	Avg	TD	Long	Avg/G
5 T. Williams	8	116	596	21	575	5.0	5	72	71.9
7 Keith Ford	9	99	430	17	413	4.2	9	44	45.9
11 Kellen Mond	9	88	491	144	347	3.9	3	79	38.6
25 Kendall Bussey	9	41	239	7	232	5.7	1	41	25.8
23 Jacob Kibodi	3	5	104	0	104	20.8	1	67	34.7
22 Kwame Etwi	1	6	35	0	35	5.8	0	17	35.0
3 Christian Kirk	9	3	34	7	27	9.0	0	28	3.0
6 Roshauud Paul	9	1	6	0	6	6.0	0	6	0.7
10 Jake Hubenak	2	9	18	12	6	0.7	0	5	3.0
18 Shane Tripucka	9	1	0	8	-8	-8.0	0	0	-0.9
17 Nick Starkel	3	5	3	16	-13	-2.6	0	3	-4.3
<b>TOTAL</b>	<b>9</b>	<b>381</b>	<b>1956</b>	<b>285</b>	<b>1671</b>	<b>4.4</b>	<b>19</b>	<b>79</b>	<b>185.7</b>
<b>OPPONENTS</b>	<b>9</b>	<b>345</b>	<b>1685</b>	<b>282</b>	<b>1403</b>	<b>4.1</b>	<b>13</b>	<b>79</b>	<b>155.9</b>

## PASSING

	GP	Effic	Comp-Att-Int	Pct	Yds	TD	Lng	Avg/G
11 Kellen Mond	9	106.04	109-216-6	50.5	1297	7	81	144.1
17 Nick Starkel	3	129.47	25-50-1	50.0	379	3	70	126.3
10 Jake Hubenak	2	132.08	12-15-0	80.0	93	0	12	46.5
<b>TOTAL</b>	<b>9</b>	<b>111.60</b>	<b>146-281-7</b>	<b>52.0</b>	<b>1769</b>	<b>10</b>	<b>81</b>	<b>196.6</b>
<b>196.1 OPPONENTS</b>	<b>9</b>	<b>139.79</b>	<b>169-282-8</b>	<b>59.9</b>	<b>2125</b>	<b>19</b>	<b>54</b>	<b>236.1</b>

## RECEIVING

	GP	No.	Yds	Avg	TD	Long	Avg/G
3 Christian Kirk	9	42	455	10.8	5	81	50.6
2 Jhamon Ausbon	9	25	263	10.5	1	24	29.2
4 Damion Ratley	9	17	389	22.9	2	76	43.2
5 T. Williams	8	16	157	9.8	0	41	19.6
7 Keith Ford	9	11	64	5.8	0	12	7.1
6 Roshauud Paul	9	9	58	6.4	0	14	6.4
14 Camron Buckley	9	6	183	30.5	2	70	20.3
25 Kendall Bussey	9	5	62	12.4	0	19	6.9
16 Clyde Chriss	8	4	52	13.0	0	23	6.5
15 Aaron Hansford	7	3	39	13.0	0	28	5.6
13 Kendrick Rogers	9	3	21	7.0	0	16	2.3
86 Tanner Schorp	9	3	13	4.3	0	8	1.4
9 Hezekiah Jones	8	2	13	6.5	0	7	1.6
<b>TOTAL</b>	<b>8</b>	<b>130</b>	<b>1569</b>	<b>12.1</b>	<b>8</b>	<b>81</b>	<b>196.1</b>
<b>OPPONENTS</b>	<b>8</b>	<b>149</b>	<b>1857</b>	<b>12.5</b>	<b>16</b>	<b>54</b>	<b>232.1</b>

## TOTAL OFFENSE

	GP	Plays	Rush	Pass	Total	Avg/G
11 Kellen Mond	9	304	347	1297	1644	182.7
5 T. Williams	8	116	575	0	575	71.9
7 Keith Ford	9	99	413	0	413	45.9
17 Nick Starkel	3	55	-13	379	366	122.0
25 Kendall Bussey	9	41	232	0	232	25.8
23 Jacob Kibodi	3	5	104	0	104	34.7
10 Jake Hubenak	2	24	6	93	99	49.5
22 Kwame Etwi	1	6	35	0	35	35.0
3 Christian Kirk	9	3	27	0	27	3.0
6 Roshauud Paul	9	1	6	0	6	0.7
18 Shane Tripucka	9	1	-8	0	-8	-0.9
<b>TOTAL</b>	<b>9</b>	<b>662</b>	<b>1671</b>	<b>1769</b>	<b>3440</b>	<b>382.2</b>
<b>OPPONENTS</b>	<b>9</b>	<b>627</b>	<b>1403</b>	<b>2125</b>	<b>3528</b>	<b>392.0</b>

# TEXAS A&M INDIVIDUAL STATISTICS

## ALL-PURPOSE

	G	Rush	Rec	PR	KOR	IR	Tot	Avg/G
3 Christian Kirk	9	27	455	83	378	0	943	104.8
5 T. Williams	8	575	157	0	89	0	821	102.6
7 Keith Ford	9	413	64	0	0	0	477	53.0
4 Damion Ratley	9	0	389	0	0	0	389	43.2
11 Kellen Mond	9	347	0	0	0	0	347	38.6
25 Kendall Bussey	9	232	62	0	31	0	325	36.1
2 Jhamon Ausbon	9	0	263	0	0	0	263	29.2
14 Camron Buckley	9	0	183	0	0	0	183	20.3
16 Clyde Chriss	8	0	52	0	113	0	165	20.6
23 Jacob Kibodi	3	104	0	0	0	0	104	34.7
6 Roshauud Paul	9	6	58	24	0	0	88	9.8
25 Tyrel Dodson	9	0	0	0	0	41	41	4.6
15 Aaron Hansford	7	0	39	0	0	0	39	5.6
22 Kwame Etwi	1	35	0	0	0	0	35	35.0
86 Tanner Schorp	9	0	13	0	10	0	23	2.6
13 Kendrick Rogers	9	0	21	0	0	0	21	2.3
12 C. Gillaspia	9	0	0	3	18	0	21	2.3
23 Armani Watts	9	0	0	0	0	15	15	1.7
9 Hezekiah Jones	8	0	13	0	0	0	13	1.6
10 Jake Hubenak	2	6	0	0	0	0	6	3.0
26 D. Capers-Smith	9	0	0	3	0	0	3	0.3
18 Shane Tripucka	9	-8	0	0	0	0	-8	-0.9
17 Nick Starkel	3	-13	0	0	0	0	-13	-4.3
<b>TOTAL</b>	<b>9</b>	<b>1671</b>	<b>1769</b>	<b>113</b>	<b>639</b>	<b>56</b>	<b>4248</b>	<b>472.0</b>
<b>OPPONENTS</b>	<b>9</b>	<b>1403</b>	<b>2125</b>	<b>88</b>	<b>510</b>	<b>120</b>	<b>4246</b>	<b>471.8</b>

## FIELD GOALS

	FGM-FGA	Pct	01-19	20-29	30-39	40-49	50-99	Lg	Blk
36 Daniel LaCamera	16-18	88.9	1-1	6-6	4-4	4-4	1-3	52	0
34 Braden Mann	0-1	0.0	0-0	0-0	0-0	0-1	0-0	0	0
<b>TOTAL</b>	<b>16-19</b>	<b>84.2</b>	<b>1-1</b>	<b>6-6</b>	<b>4-4</b>	<b>4-5</b>	<b>1-3</b>	<b>52</b>	<b>0</b>

FG SEQUENCE	TEXAS A&M	OPPONENTS
at UCLA	(19),(32),(48),43	(29)
NICHOLLS STATE	52,(26)	(37),(34)
LOUISIANA	(28),51	-
vs Arkansas	(27),(37),(27)	-
SOUTH CAROLINA	(46)	46,(29)
ALABAMA	(52)	50,(34),(44)
at Florida	(46),(43),(25),(32)	(29)
MISSISSIPPI STATE	-	-
AUBURN	(39),(25)	48,52
NEW MEXICO		
at Ole Miss		
at LSU		

Numbers in parentheses indicate field goal was made. \* blocked

## PUNTING

	No.	Yds	Avg	Long	TB	FC	I20	50+	Blk
46 Shane Tripucka	55	2502	45.5	64	4	25	17	20	1
<b>TOTAL</b>	<b>55</b>	<b>2502</b>	<b>45.5</b>	<b>64</b>	<b>4</b>	<b>25</b>	<b>17</b>	<b>20</b>	<b>1</b>
<b>OPPONENTS</b>	<b>59</b>	<b>2445</b>	<b>41.4</b>	<b>70</b>	<b>4</b>	<b>20</b>	<b>14</b>	<b>13</b>	<b>3</b>

## KICKOFFS

	No.	Yds	Avg	TB	OB	Retn	Net	YdLn
34 Braden Mann	52	3299	63.4	27	2			
<b>TOTAL</b>	<b>52</b>	<b>3299</b>	<b>63.4</b>	<b>27</b>	<b>2</b>	<b>510</b>	<b>40.7</b>	<b>24</b>
<b>OPPONENTS</b>	<b>51</b>	<b>3156</b>	<b>61.9</b>	<b>23</b>	<b>1</b>	<b>639</b>	<b>38.1</b>	<b>26</b>

## SCORING

	TD	FGs	Kick	PATs			DXP	Saf	Points
				Rush	Rcv	Pass			
36 Daniel LaCamera	0	16-18	30-30	0-0	0	0-0	0	0	78
7 Keith Ford	9	0-0	0-0	0-0	0	0-0	0	0	54
3 Christian Kirk	6	0-0	0-0	0-0	0	0-0	0	0	36
5 T. Williams	5	0-0	0-0	0-0	0	0-0	0	0	30
11 Kellen Mond	3	0-0	0-0	0-0	0	0-1	0	0	18
14 Camron Buckley	2	0-0	0-0	0-0	0	0-0	0	0	12
4 Jhamon Ausbon	2	0-0	0-0	0-0	0	0-0	0	0	12
23 Jacob Kibodi	1	0-0	0-0	0-0	0	0-0	0	0	6
25 Tyrel Dodson	1	0-0	0-0	0-0	0	0-0	0	0	6
25 Kendall Bussey	1	0-0	0-0	0-0	0	0-0	0	0	6
2 Jhamon Ausbon	1	0-0	0-0	0-0	0	0-0	0	0	6
12 C. Gillaspia	0	0-0	0-0	0-0	0	0-0	0	1	2
34 Braden Mann	0	0-1	0-0	0-0	0	0-0	0	0	0
<b>TOTAL</b>	<b>31</b>	<b>16-19</b>	<b>30-30</b>	<b>0-0</b>	<b>0</b>	<b>0-1</b>	<b>0</b>	<b>1</b>	<b>266</b>
<b>OPPONENTS</b>	<b>34</b>	<b>7-11</b>	<b>32-32</b>	<b>0-0</b>	<b>2</b>	<b>2-2</b>	<b>0</b>	<b>0</b>	<b>261</b>

## INTERCEPTIONS

	No.	Yds	Avg	TD	Long
23 Armani Watts	4	15	3.8	0	15
25 Tyrel Dodson	3	41	13.7	1	40
42 Otaru Alaka	1	0	0.0	0	0
<b>TOTAL</b>	<b>8</b>	<b>56</b>	<b>7.0</b>	<b>1</b>	<b>40</b>
<b>OPPONENTS</b>	<b>7</b>	<b>120</b>	<b>17.1</b>	<b>1</b>	<b>90</b>

## PUNT RETURNS

	No.	Yds	Avg	TD	Long
3 Christian Kirk	6	83	13.8	0	43
6 Roshauud Paul	1	24	24.0	0	24
12 C. Gillaspia	1	3	3.0	0	0
26 D. Capers-Smith	1	3	3.0	0	3
<b>TOTAL</b>	<b>9</b>	<b>113</b>	<b>12.6</b>	<b>0</b>	<b>43</b>
<b>OPPONENTS</b>	<b>13</b>	<b>88</b>	<b>6.8</b>	<b>1</b>	<b>14</b>

## KICK RETURNS

	No.	Yds	Avg	TD	Long
3 Christian Kirk	15	378	25.2	1	100
16 Clyde Chriss	4	113	28.2	0	71
5 T. Williams	2	89	44.5	0	72
12 C. Gillaspia	2	18	9.0	0	14
25 Kendall Bussey	2	31	15.5	0	18
89 Calvin Cline	1	0	0.0	0	0
86 Tanner Schorp	1	10	10.0	0	10
<b>TOTAL</b>	<b>27</b>	<b>639</b>	<b>23.7</b>	<b>1</b>	<b>100</b>
<b>OPPONENTS</b>	<b>24</b>	<b>510</b>	<b>21.2</b>	<b>0</b>	<b>39</b>

## FUMBLE RETURNS

	No.	Yds	Avg	TD	Long
26 D. Capers-Smith	1	4	4.0	0	4
23 Armani Watts	1	18	18.0	0	18
<b>TOTAL</b>	<b>2</b>	<b>22</b>	<b>11.0</b>	<b>0</b>	<b>18</b>
<b>OPPONENTS</b>	<b>0</b>	<b>0</b>	<b>0.0</b>	<b>0</b>	<b>0</b>



# TEXAS A&M DEFENSIVE STATISTICS

	GP	Tackles			TFL/Yds	Sacks No-Yds	Pass Def			Fumbles		Blkd Kick	Saf
		Solo	Ast	Total			Int-Yds	BrUp	QBH	Rcv-Yds	FF		
25 Tyrel Dodson	9	42	41	83	10.0-42	4.5-26	3-41	4	4	.	.	.	.
23 Armani Watts	9	48	23	71	9.5-22	0.5-2	4-15	4	.	1-18	1	2	.
42 Otaru Alaka	9	27	30	57	11.0-55	5.0-43	1-0	.	3	.	.	.	.
46 Landis Durham	9	20	17	37	8.0-39	7.5-37	.	.	3	1-0	3	.	.
11 Larry Pryor	9	22	12	34	.	.	.	1	.	.	.	.	.
88 Kingsley Keke	9	14	20	34	2.5-11	1.0-9	.	1	.	2-0	.	.	.
92 Z. Henderson	9	14	15	29	5.0-30	2.5-20	.	.	3	.	.	.	.
29 Debione Renfro	9	23	6	29	1.0-1	.	.	4	.	1-0	3	.	.
10 Myles Jones	9	22	3	25	1.0-1	.	.	4	.	1-0	.	.	.
19 Anthony Hines	9	14	10	24	5.0-18	2.0-10	.	.	.	1	.	.	.
26 D. Capers-Smith	9	9	9	18	0.5-2	0.5-2	.	1	.	2-4	.	.	.
4 Derrick Tucker	7	12	6	18	.	.	.	1	.	.	.	.	.
14 Keldrick Carper	8	9	8	17	1.0-2	.	.	1	.	.	.	.	.
21 Charles Oliver	8	14	2	16	1.0-5	1.0-5	.	5	.	.	1	.	.
18 Antonio Howard	6	10	4	14	.	.	.	1	.	.	.	.	.
5 Daylon Mack	9	7	6	13	5.0-17	1.0-6	.	.	1	.	1	.	.
40 Jarrett Johnson	9	7	6	13	5.0-26	4.5-25	.	1	1	.	1	.	.
24 Priest Willis	7	7	5	12	.	.	.	.	1	.	.	.	.
95 J. Madubuike	9	3	5	8	0.5-1	.	.	.	.	.	.	1	.
7 Buddy Johnson	9	4	4	8	.	.	.	.	3	.	.	.	.
12 C. Gillaspia	9	4	3	7	.	.	.	.	.	.	.	2	1
93 Jayden Peevy	8	1	5	6	1.0-4	1.0-4	.	1	1	.	.	.	.
58 Braden White	9	4	2	6	.	.	.	.	.	.	.	.	.
16 Kemah Siverand	9	3	1	4	.	.	.	.	.	.	.	.	.
15 Aaron Hansford	7	2	2	4	.	.	.	.	.	.	.	.	.
8 Justin Dunning	5	.	4	4	.	.	.	.	.	.	.	.	.
28 Travon Fuller	9	2	1	3	.	.	.	.	.	.	.	.	.
56 Keeath Magee	3	1	2	3	0.5-1	0.5-1	.	.	.	.	.	.	.
9 Q. Cunningham	7	1	2	3	.	.	.	.	1	.	.	.	.
2 Micheal Clemons	9	2	1	3	1.5-3	0.5-1	.	.	.	.	.	.	.
35 Riley Garner	9	1	2	3	.	.	.	.	.	.	.	.	.
4 Damion Ratley	9	.	2	2	.	.	.	.	.	.	.	.	.
2 Jhamon Ausbon	9	2	.	2	.	.	.	.	.	.	.	.	.
27 Roney Elam	6	.	1	1	.	.	.	.	.	.	.	.	.
7 Keith Ford	9	1	.	1	.	.	.	.	.	.	.	.	.
<b>TOTAL</b>	<b>9</b>	<b>352</b>	<b>260</b>	<b>612</b>	<b>69-280</b>	<b>32-191</b>	<b>8-56</b>	<b>29</b>	<b>21</b>	<b>8-22</b>	<b>11</b>	<b>5</b>	<b>1</b>
<b>OPPONENTS</b>	<b>9</b>	<b>368</b>	<b>266</b>	<b>634</b>	<b>58.0-231</b>	<b>23-146</b>	<b>7-120</b>	<b>43</b>	<b>22</b>	<b>4-0</b>	<b>4</b>	<b>1</b>	

## LEADERS

### SOLO TACKLES

23 A. Watts.....	48
25 T. Dodson.....	42
42 O. Alaka.....	27
29 D. Renfro.....	23
11 L. Pryor.....	22

### ASSISTED TACKLES

25 T. Dodson.....	41
42 O. Alaka.....	30
23 A. Watts.....	23
88 K. Keke.....	20
46 L. Durham.....	17

### TACKLES FOR LOSS/YDS

42 O. Alaka.....	11.0/55
25 T. Dodson.....	10.0/42
23 A. Watts.....	9.5/22
46 L. Durham.....	8.0/39
92 Z. Henderson.....	5.0/30

### QB SACKS/YDS

46 L. Durham.....	7.5/37
42 O. Alaka.....	5.0/43
25 T. Dodson.....	4.5/26
40 J. Johnson.....	4.5/25
92 Z. Henderson.....	2.5/20

### SPECIAL TEAMS TACKLES

12 C. Gillaspia.....	7
26 D. Capers-Smith.....	6
29 D. Renfro.....	4
15 A. Hansford.....	4
58 B. White.....	3

# PARTICIPATION CHART

Name	GP/GS	UCLA	NICH	UL	ARK	SC	BAMA	UF	MSU	AUB	UNM	OM	LSU
42 Otaru Alaka	9/9	START	START	START	START	START	START	START	START	START	START		
2 Jhamon Ausbon	9/9	START	START	START	START	START	START	START	START	START	START		
14 Camron Buckley	9/-	XXX	XXX	XXX	XXX	XXX	XXX	XXX	XXX	XXX	XXX		
25 Kendall Bussey	9/-	XXX	XXX	XXX	XXX	XXX	XXX	XXX	XXX	XXX	XXX		
26 D. Capers-Smith	9/1	START	XXX	XXX	XXX	XXX	XXX	XXX	XXX	XXX	XXX		
14 Keldrick Carper	8/1	XXX	XXX	XXX	XXX	XXX	...	XXX	XXX	XXX	START		
16 Clyde Chriss	7/-	XXX	XXX	XXX	XXX	XXX	XXX	XXX	...	...			
2 Micheal Clemons	9/-	XXX	XXX	XXX	XXX	XXX	XXX	XXX	XXX	XXX	XXX		
89 Calvin Cline	9/-	XXX	XXX	XXX	XXX	XXX	XXX	XXX	XXX	XXX	XXX		
66 Robert Congel	4/-	...	...	XXX	XXX	XXX	...	...	XXX	...			
9 Q. Cunningham	7/3	START	XXX	START	START	XXX	XXX	...	...	...	XXX		
79 C. Daimler	1/-	...	...	...	...	XXX	...	...	...	...	...		
1 Quartney Davis	5/-	...	...	XXX	XXX	...	...	XXX	XXX	XXX	XXX		
25 Tyrel Dodson	9/9	START	START	START	START	START	START	START	START	START	START		
8 Justin Dunning	5/-	XXX	...	XXX	...	...	...	XXX	XXX	XXX	XXX		
46 Landis Durham	9/6	XXX	START	XXX	XXX	START	START	START	START	START	START		
27 Roney Elam	6/-	XXX	...	...	XXX	XXX	XXX	XXX	XXX	XXX	...		
22 Kwame Etwi	1/-	...	...	XXX	...	...	...	...	...	...	...		
7 Keith Ford	9/3	XXX	XXX	START	XXX	XXX	START	XXX	XXX	START	XXX		
45 Austin Frey	9/-	XXX	XXX	XXX	XXX	XXX	XXX	XXX	XXX	XXX	XXX		
28 Travon Fuller	9/-	XXX	XXX	XXX	XXX	XXX	XXX	XXX	XXX	XXX	XXX		
35 Riley Garner	9/-	XXX	XXX	XXX	XXX	XXX	XXX	XXX	XXX	XXX	XXX		
12 C. Gillaspia	9/-	XXX	XXX	XXX	XXX	XXX	XXX	XXX	XXX	XXX	XXX		
54 Carson Green	8/1	XXX	XXX	XXX	XXX	XXX	...	XXX	XXX	XXX	START		
15 Aaron Hansford	7/2	START	XXX	XXX	XXX	START	XXX	XXX	...	...	...		
92 Z. Henderson	9/8	START	START	START	XXX	START	START	START	START	START	START		
19 Anthony Hines	9/-	XXX	XXX	XXX	XXX	XXX	XXX	XXX	XXX	XXX	XXX		
73 Jared Hocker	6/1	XXX	...	START	XXX	XXX	XXX	XXX	...	...	...		
18 Antonio Howard	6/2	XXX	...	XXX	...	START	XXX	XXX	START	XXX	...		
10 Jake Hubenak	2/-	XXX	XXX	...	...	...	...	...	...	...	...		
7 Buddy Johnson	9/3	XXX	XXX	XXX	START	XXX	START	START	XXX	XXX	XXX		
40 Jarrett Johnson	9/9	START	START	START	START	START	START	START	START	START	START		
9 Hezekiah Jones	8/-	XXX	XXX	XXX	XXX	...	XXX	XXX	XXX	XXX	XXX		
10 Myles Jones	9/4	START	START	START	XXX	XXX	XXX	START	XXX	XXX	XXX		
88 Kingsley Keke	9/9	START	START	START	START	START	START	START	START	START	START		
23 Jacob Kibodi	3/-	...	XXX	XXX	...	...	...	XXX	...	...	...		
82 M. Kirchner	1/-	...	...	XXX	...	...	...	...	...	...	...		
3 Christian Kirk	9/9	START	START	START	START	START	START	START	START	START	START		
50 Mac Labhart	1/-	...	...	XXX	...	...	...	...	...	...	...		
36 Daniel LaCamera	9/-	XXX	XXX	XXX	XXX	XXX	XXX	XXX	XXX	XXX	XXX		
70 Connor Lanfear	9/8	START	START	XXX	START	START	START	START	START	START	START		
5 Daylon Mack	9/1	XXX	XXX	XXX	START	XXX	XXX	XXX	XXX	XXX	XXX		
95 J. Madubuike	9/-	XXX	XXX	XXX	XXX	XXX	XXX	XXX	XXX	XXX	XXX		
56 Keeath Magee	3/-	...	...	...	XXX	...	XXX	XXX	...	...	...		
34 Braden Mann	9/-	XXX	XXX	XXX	XXX	XXX	XXX	XXX	XXX	XXX	XXX		
75 Koda Martin	9/7	XXX	XXX	START	START	START	START	START	START	START	START		
77 Ryan McCollum	9/7	START	START	XXX	START	START	START	START	START	START	START		XXX
64 Erik McCoy	9/9	START	START	START	START	START	START	START	START	START	START		
11 Kellen Mond	9/8	XXX	START	START	START	START	START	START	START	START	START		
65 Dan Moore	6/1	...	...	XXX	XXX	XXX	...	START	XXX	XXX	XXX		
21 Charles Oliver	8/6	START	START	...	START	START	START	XXX	START	START	XXX		
6 Roshaud Paul	9/-	XXX	XXX	XXX	XXX	XXX	XXX	XXX	XXX	XXX	XXX		
93 Jayden Peevy	8/-	XXX	...	XXX	XXX	XXX	XXX	XXX	XXX	XXX	XXX		
76 Colton Prater	8/3	START	START	START	...	XXX	XXX	XXX	XXX	XXX	XXX		
11 Larry Pryor	9/4	XXX	START	START	START	START	XXX	XXX	XXX	XXX	XXX		
4 Damion Ratley	9/7	START	START	START	START	START	XXX	START	XXX	START	START		
29 Debione Renfro	9/7	XXX	XXX	START	START	START	START	START	START	START	START		
99 Josh Rogers	1/-	XXX	...	...	...	...	...	...	...	...	...		
13 Kendrick Rogers	9/1	XXX	XXX	XXX	XXX	XXX	XXX	XXX	START	XXX	XXX		
86 Tanner Schorp	9/6	XXX	START	START	START	XXX	START	START	XXX	START	START		
16 Kemah Siverand	9/-	XXX	XXX	XXX	XXX	XXX	XXX	XXX	XXX	XXX	XXX		
17 Nick Starkel	3/1	START	...	...	...	...	...	...	XXX	XXX	...		
78 K. Sutherland	8/8	START	START	START	START	START	START	...	START	START	START		
18 Shane Tripucka	9/-	XXX	XXX	XXX	XXX	XXX	XXX	XXX	XXX	XXX	XXX		
4 Derrick Tucker	7/4	...	...	XXX	XXX	XXX	START	START	START	START	START		
23 Armani Watts	9/9	START	START	START	START	START	START	START	START	START	START		
58 Braden White	9/-	XXX	XXX	XXX	XXX	XXX	XXX	XXX	XXX	XXX	XXX		
5 T. Williams	8/8	START	START	...	START	START	START	START	START	START	START		
24 Priest Willis	7/3	XXX	START	START	XXX	XXX	XXX	...	...	...	START		
6 Donovan Wilson	1/1	START	...	...	...	...	...	...	...	...	...		

# RUSHING/RECEIVING/PASSING GAME-BY-GAME

## RUSHING

Name	No-Yds/TD	UCLA	NICH	UL	ARK	SC	BAMA	UF	MSU	AUB	UNM	OM	LSU
5 T. Williams	116-575/5	22-203/2	11-53/1	DNP	17-72/1	16-56/1	15-38/0	10-18/0	10-32/0	15-103/0			
7 Keith Ford	99-413/9	18-114/3	6-20/0	7--/0	14-102/2	12-70/2	11-19/0	9-22/0	8-25/1	14-45/1			
11 Kellen Mond	88-347/3	15-54/0	3--/0/0	7-4/1	10-109/0	16-95/0	14-14/1	15-52/1	6-32/0	2--3/0			
25 Kendall Bussey	41-232/1	4-19/0	15-97/1	13-88/0	1-2/0	3-12/0	-	1-3/0	3-11/0	1-0/0			
23 Jacob Kibodi	5-104/1	DNP	1-3/0	4-101/1	DNP	DNP	DNP	-	DNP	DNP			
22 Kwame Etwi	6-35/0	DNP	DNP	6-35/0	DNP	DNP	DNP	DNP	DNP	DNP			
3 Christian Kirk	3-27/0	2--1/0	1-28/0	-	-	-	-	-	-	-			
6 Roshauud Paul	1-6/0	-	-	-	-	1-6/0	-	-	-	-			
10 Jake Hubenak	9-6/0	-	9-6/0	DNP	DNP	DNP	DNP	DNP	DNP	DNP			
18 Shane Tripucka	1--8/0	-	-	1--8/0	-	-	-	-	-	-			
17 Nick Starkel	5--13/0	2--7/0	DNP	DNP	DNP	DNP	DNP	DNP	1-4/0	2--2/0			

## RECEIVING

Name	No-Yds/TD	UCLA	NICH	UL	ARK	SC	BAMA	UF	MSU	AUB	UNM	OM	LSU
3 Christian Kirk	42-455/5	5-60/0	6-47/1	3-34/1	5-110/2	4-13/0	4-52/1	2-44/0	5-33/0	8-62/0			
4 Damion Ratley	17-389/2	-	1-13/0	2-86/0	2-57/0	4-40/0	1-32/0	2-72/0	1-7/0	4-82/2			
2 Jhamon Ausbon	25-263/1	3-15/0	3-24/0	4-69/1	5-48/0	3-43/0	3-23/0	1-16/0	3-25/0	-			
14 Camron Buckley	6-183/2	-	-	1-12/1	-	1-11/0	1-39/0	1-33/0	2-88/1	-			
5 T. Williams	16-157/0	-	2-14/0	DNP	1--2/0	3-22/0	4-60/0	2-15/0	2-7/0	2-41/0			
7 Keith Ford	11-64/0	-	1-12/0	3-16/0	-	2-10/0	4-17/0	-	-	1-9/0			
25 Kendall Bussey	5-62/0	-	1-12/0	1-6/0	-	1-19/0	-	-	2-25/0	-			
6 Roshauud Paul	9-58/0	1-14/0	-	2-16/0	1-3/0	1-1/0	2-14/0	-	1-4/0	1-6/0			
16 Clyde Chriss	4-52/0	-	3-39/0	1-13/0	-	-	-	-	DNP	-			
15 Aaron Hansford	3-39/0	-	2-11/0	1-28/0	-	-	-	-	DNP	DNP			
13 Kendrick Rogers	3-21/0	-	2-5/0	1-16/0	-	-	-	-	-	-			
9 Hezekiah Jones	2-13/0	-	2-13/0	-	-	DNP	-	-	-	-			
86 Tanner Schorp	3-13/0	-	1-8/0	2-5/0	-	-	-	-	-	-			

## PASSING

### #10 JAKE HUBENAK

	Att	Comp	Int	Pct	Yards	TD	Long	Sack	Yds	Effic
at UCLA				-- Did Not Play --						
NICHOLLS	15	12	0	80.0	93	0	12	2	11	132.1
LOUISIANA				-- Did Not Play --						
vs Arkansas				-- Did Not Play --						
SOUTH CAROLINA				-- Did Not Play --						
ALABAMA				-- Did Not Play --						
at Florida				-- Did Not Play --						
MISSISSIPPI ST				-- Did Not Play --						
AUBURN				-- Did Not Play --						
NEW MEXICO										
at Ole Miss										
at LSU										
<b>TOTALS</b>	<b>15</b>	<b>12</b>	<b>0</b>	<b>80.0</b>	<b>93</b>	<b>0</b>	<b>12</b>	<b>2</b>	<b>11</b>	<b>132.1</b>

### #11 KELLEN MOND

	Att	Comp	Int	Pct	Yards	TD	Long	Sack	Yds	Effic
at UCLA	17	3	0	17.6	27	0	15	4	33	31.0
NICHOLLS	21	12	0	57.1	105	1	27	2	14	114.9
LOUISIANA	34	21	1	61.8	301	3	76	1	8	159.4
vs Arkansas	27	14	1	51.9	216	2	81	1	5	136.1
SOUTH CAROLINA	27	19	0	70.4	159	0	26	1	8	119.8
ALABAMA	29	19	1	65.5	237	1	39	4	27	138.6
at Florida	24	8	1	33.3	180	0	42	2	15	88.0
MISSISSIPPI ST	26	8	2	30.8	56	0	18	2	9	33.5
AUBURN	11	5	0	45.5	16	0	9	1	5	57.7
NEW MEXICO										
at Ole Miss										
at LSU										
<b>TOTALS</b>	<b>216</b>	<b>109</b>	<b>6</b>	<b>50.5</b>	<b>1297</b>	<b>7</b>	<b>81</b>	<b>18</b>	<b>124</b>	<b>106.0</b>

### #17 NICK STARKEL

	Att	Comp	Int	Pct	Yards	TD	Long	Sack	Yds	Effic
at UCLA	13	6	0	46.2	62	0	14	2	7	86.2
NICHOLLS				-- Did Not Play --						
LOUISIANA				-- Did Not Play --						
vs Arkansas				-- Did Not Play --						
SOUTH CAROLINA				-- Did Not Play --						
ALABAMA				-- Did Not Play --						
at Florida				-- Did Not Play --						
MISSISSIPPI ST	15	8	1	53.3	133	1	70	1	4	136.5
AUBURN	22	11	0	50.0	184	2	62	0	0	150.3
NEW MEXICO										
at Ole Miss										
at LSU										
<b>TOTALS</b>	<b>50</b>	<b>25</b>	<b>1</b>	<b>50.0</b>	<b>379</b>	<b>3</b>	<b>70</b>	<b>3</b>	<b>11</b>	<b>129.5</b>

# TACKLES GAME-BY-GAME

Name	Solo-Ast	Total	UCLA	NICH	ULL	ARK	SC	BAMA	UF	MSU	AUB	UNM	OM	LSU
25 Tyrel Dodson	42-41	83	7-2	4-0	2-5	3-2	4-1	10-6	5-6	2-10	5-9			
23 Armani Watts	48-23	71	12-1	3-2	5-3	5-3	2-1	7-0	0-6	8-3	6-4			
42 Otaru Alaka	27-30	57	4-1	3-5	2-4	1-2	7-2	3-2	5-7	2-7	-			
46 Landis Durham	20-17	37	0-1	4-1	1-2	4-1	3-1	2-3	0-3	5-2	1-3			
11 Larry Pryor	22-12	34	6-0	1-1	4-5	3-3	2-0	2-0	2-1	0-1	2-1			
88 Kingsley Keke	14-20	34	1-1	0-2	0-1	3-3	1-0	1-2	3-5	2-4	3-2			
92 Z. Henderson	14-15	29	1-1	1-2	1-0	2-2	3-0	1-3	2-1	1-1	2-5			
29 Debione Renfro	23-6	29	-	1-0	4-2	6-0	2-0	1-1	4-2	1-0	4-1			
10 Myles Jones	22-3	25	3-0	2-0	5-2	5-0	1-0	-	2-0	-	4-1			
19 Anthony Hines	14-10	24	1-0	-	3-3	-	1-0	0-3	3-1	2-0	4-3			
26 D. Capers-Smith	9-9	18	2-1	-	0-3	1-0	3-1	0-2	2-0	0-1	1-1			
4 Derrick Tucker	12-6	18	DNP	DNP	-	-	3-1	4-0	2-4	-	3-1			
14 Keldrick Carper	9-8	17	2-0	-	1-1	1-0	-	DNP	-	1-5	4-2			
21 Charles Oliver	14-2	16	3-0	3-0	DNP	3-0	0-1	1-0	1-0	3-1	DNP			
18 Antonio Howard	10-4	14	1-0	DNP	-	DNP	3-0	1-2	3-2	2-0	DNP			
5 Daylon Mack	7-6	13	-	3-2	1-0	-	-	1-0	1-0	0-3	1-1			
40 Jarrett Johnson	7-6	13	1-0	-	1-1	1-0	2-0	1-3	-	1-1	0-1			
24 Priest Willis	7-5	12	-	4-0	2-2	1-0	-	-	DNP	DNP	0-3			
95 J. Madubuike	3-5	8	-	0-1	-	0-1	-	1-0	0-1	1-1	1-1			
7 Buddy Johnson	4-4	8	1-0	-	-	1-1	-	0-1	0-2	-	2-0			
12 C. Gillaspia	4-3	7	1-0	-	0-1	1-0	-	-	2-1	-	0-1			
58 Braden White	4-2	6	2-0	-	1-0	1-0	-	-	-	-	0-2			
93 Jayden Peevy	1-5	6	-	DNP	-	-	-	-	0-1	0-1	1-3			
8 Justin Dunning	0-4	4	-	DNP	-	DNP	DNP	DNP	0-1	0-2	0-1			
16 Kemah Siverand	3-1	4	1-1	1-0	-	1-0	-	-	-	-	DNP			
15 Aaron Hansford	2-2	4	-	1-0	-	-	1-0	0-2	-	DNP	DNP			
56 Keeath Magee	1-2	3	DNP	DNP	DNP	-	DNP	-	1-2	DNP	DNP			
35 Riley Garner	1-2	3	-	-	-	0-1	-	-	-	1-1	-			
9 Q. Cunningham	1-2	3	-	0-2	1-0	-	-	-	DNP	DNP	-			
2 Micheal Clemons	2-1	3	-	-	-	-	1-0	-	0-1	1-0	-			
28 Travon Fuller	2-1	3	1-0	-	-	-	-	1-0	0-1	-	-			
2 Jhamon Ausbon	2-0	2	-	-	1-0	-	-	-	-	1-0	-			
4 Damion Ratley	0-2	2	-	-	0-1	0-1	-	-	-	-	-			
27 Roney Elam	0-1	1	0-1	DNP	DNP	-	-	-	-	-	DNP			
7 Keith Ford	1-0	1	-	-	-	-	-	-	-	1-0	-			

# SEASON SUPERLATIVES

## TEXAS A&M

### INDIVIDUAL GAME HIGHS

Rushes	22	T. Williams at UCLA (Sep 03, 2017)
Yards Rushing	203	T. Williams at UCLA (Sep 03, 2017)
TD Rushes	3	Keith Ford at UCLA (Sep 03, 2017)
Long Rush	79	Kellen Mond vs Arkansas (Sep 23, 2017)
Pass attempts	34	Kellen Mond vs Louisiana (Sep 16, 2017)
Pass completions	21	Kellen Mond vs Louisiana (Sep 16, 2017)
Yards Passing	301	Kellen Mond vs Louisiana (Sep 16, 2017)
TD Passes	3	Kellen Mond vs Louisiana (Sep 16, 2017)
Long Pass	81	Kellen Mond vs Arkansas (Sep 23, 2017)
Receptions	8	Christian Kirk vs Auburn (Nov 04, 2017)
Yards Receiving	110	Christian Kirk vs Arkansas (Sep 23, 2017)
TD Receptions	2	Christian Kirk vs Arkansas (Sep 23, 2017) Damion Ratley vs Auburn (Nov 04, 2017)
Long Reception	81	Christian Kirk vs Arkansas (Sep 23, 2017)
Field Goals	4	Daniel LaCamera at Florida (Oct 14, 2017)
Long Field Goal	52	Daniel LaCamera vs Alabama (Oct 07, 2017)
Punts	8	Shane Tripucka vs South Carolina (Sep 30, 2017) Shane Tripucka at Florida (Oct 14, 2017) Shane Tripucka vs Mississippi State (Oct 28, 2017)
Punting Avg	48.8	Shane Tripucka vs Louisiana (Sep 16, 2017)
Long Punt	64	Shane Tripucka vs Louisiana (Sep 16, 2017)
Punts inside 20	3	Shane Tripucka vs South Carolina (Sep 30, 2017) Shane Tripucka vs Mississippi State (Oct 28, 2017)
Long Punt Return	43	Christian Kirk at Florida (Oct 14, 2017)
Long Kickoff Return	100	Christian Kirk vs Arkansas (Sep 23, 2017)
Tackles	16	Tyrel Dodson vs Alabama (Oct 07, 2017)
Sacks	2.0	Landis Durham vs Arkansas (Sep 23, 2017) Otar Alaka vs South Carolina (Sep 30, 2017) Landis Durham vs South Carolina (Sep 30, 2017)
Tackles For Loss	5.0	Otar Alaka vs South Carolina (Sep 30, 2017)
Interceptions	2	Armani Watts vs Louisiana (Sep 16, 2017)

### TEAM GAME HIGHS

Rushes	63	at UCLA (Sep 03, 2017)
Yards Rushing	382	at UCLA (Sep 03, 2017)
Yards Per Rush	6.8	vs Arkansas (Sep 23, 2017)
TD Rushes	5	at UCLA (Sep 03, 2017)
Pass attempts	41	vs Mississippi State (Oct 28, 2017)
Pass completions	24	vs Nicholls (Sep 09, 2017)
Yards Passing	301	vs Louisiana (Sep 16, 2017)
Yards Per Pass	8.9	vs Louisiana (Sep 16, 2017)
TD Passes	3	vs Louisiana (Sep 16, 2017)
Total Plays	93	at UCLA (Sep 03, 2017)
Total Offense	501	vs Arkansas (Sep 23, 2017)
Yards Per Play	7.3	vs Arkansas (Sep 23, 2017)
Points	50	vs Arkansas (Sep 23, 2017)
Sacks By	7	vs South Carolina (Sep 30, 2017)
First Downs	27	vs Nicholls (Sep 09, 2017) vs Louisiana (Sep 16, 2017)
Penalties	7	at Florida (Oct 14, 2017)
Penalty Yards	47	vs South Carolina (Sep 30, 2017)
Turnovers	3	vs Alabama (Oct 07, 2017) vs Mississippi State (Oct 28, 2017)
Interceptions By	3	vs Louisiana (Sep 16, 2017)
Punts	8	vs South Carolina (Sep 30, 2017) at Florida (Oct 14, 2017) vs Mississippi State (Oct 28, 2017)
Punting Avg	48.8	vs Louisiana (Sep 16, 2017)
Long Punt	64	vs Louisiana (Sep 16, 2017)
Punts inside 20	3	vs South Carolina (Sep 30, 2017) vs Mississippi State (Oct 28, 2017)
Long Punt Return	43	at Florida (Oct 14, 2017)

## OPPONENTS

### INDIVIDUAL GAME HIGHS

Rushes	29	Kerryon Johnson, vs Auburn (Nov 04, 2017)
Yards Rushing	145	Kerryon Johnson, vs Auburn (Nov 04, 2017)
TD Rushes	2	David Williams, vs Arkansas (Sep 23, 2017)
Long Rush	79	Franks,F., at Florida (Oct 14, 2017)
Pass attempts	59	Rosen, Josh, at UCLA (Sep 03, 2017)
Pass completions	35	Rosen, Josh, at UCLA (Sep 03, 2017)
Yards Passing	491	Rosen, Josh, at UCLA (Sep 03, 2017)
TD Passes	4	Rosen, Josh, at UCLA (Sep 03, 2017)
Long Pass	54	Rosen, Josh, at UCLA (Sep 03, 2017) Fourcade, Chase, vs Nicholls (Sep 09, 2017)
Receptions	15	Wilson, Caleb, at UCLA (Sep 03, 2017)
Yards Receiving	207	Wilson, Caleb, at UCLA (Sep 03, 2017)
TD Receptions	2	Andrews, Darren, at UCLA (Sep 03, 2017)
Long Reception	54	Lasley, Jordan, at UCLA (Sep 03, 2017) Jeanpierre, Dami, vs Nicholls (Sep 09, 2017)
Field Goals	2	Fonseca, Lorrán, vs Nicholls (Sep 09, 2017) A. Pappanastos, vs Alabama (Oct 07, 2017)
Long Field Goal	44	A. Pappanastos, vs Alabama (Oct 07, 2017)
Punts	8	Sam Geraci, vs Louisiana (Sep 16, 2017) Townsend,J., at Florida (Oct 14, 2017)
Punting Avg	47.5	Townsend,J., at Florida (Oct 14, 2017)
Long Punt	70	Aidan Marshall, vs Auburn (Nov 04, 2017)
Punts inside 20	3	St. Germain, Ty, vs Nicholls (Sep 09, 2017)
Long Punt Return	14	Stephen Roberts, vs Auburn (Nov 04, 2017)
Long Kickoff Return	39	De'Vion Warren, vs Arkansas (Sep 23, 2017) M. Fitzpatrick, vs Alabama (Oct 07, 2017)
Tackles	16	Pittman, Allen, vs Nicholls (Sep 09, 2017)
Sacks	2.0	Montez Sweat, vs Mississippi State (Oct 28, 2017)
Tackles For Loss	2.0	Kevon Perry, vs Louisiana (Sep 16, 2017) J. Williams, vs South Carolina (Sep 30, 2017) M. Fitzpatrick, vs Alabama (Oct 07, 2017) Jefferson,C., at Florida (Oct 14, 2017) Montez Sweat, vs Mississippi State (Oct 28, 2017)
Interceptions	1	7 tied, last Mark McLaurin, vs Mississippi State (Oct 28, 2017)

### TEAM GAME HIGHS

Rushes	52	vs Mississippi State (Oct 28, 2017)
Yards Rushing	236	vs Auburn (Nov 04, 2017)
Yards Per Rush	5.8	at Florida (Oct 14, 2017)
TD Rushes	3	at Florida (Oct 14, 2017) vs Arkansas (Sep 23, 2017)
Pass attempts	59	at UCLA (Sep 03, 2017)
Pass completions	35	at UCLA (Sep 03, 2017)
Yards Passing	491	at UCLA (Sep 03, 2017)
Yards Per Pass	10.6	vs Nicholls (Sep 09, 2017)
TD Passes	4	at UCLA (Sep 03, 2017)
Total Plays	84	at UCLA (Sep 03, 2017)
Total Offense	554	at UCLA (Sep 03, 2017)
Yards Per Play	6.6	at UCLA (Sep 03, 2017)
Points	45	at UCLA (Sep 03, 2017)
Sacks By	6	at UCLA (Sep 03, 2017)
First Downs	29	at UCLA (Sep 03, 2017)
Penalties	9	vs Arkansas (Sep 23, 2017)
Penalty Yards	69	vs Arkansas (Sep 23, 2017)
Turnovers	5	vs Louisiana (Sep 16, 2017)
Interceptions By	3	vs Mississippi State (Oct 28, 2017)
Punts	9	at Florida (Oct 14, 2017)
Punting Avg	47.4	vs Auburn (Nov 04, 2017)
Long Punt	70	vs Auburn (Nov 04, 2017)
Punts inside 20	3	vs Nicholls (Sep 09, 2017)
Long Punt Return	14	vs Auburn (Nov 04, 2017)

# MISCELLANEOUS STATISTICS

## STARTING FIELD POSITION

	A&M Avg. Start	Opp. Avg. Start	A&M Advantage
at UCLA	own 36	own 26	+ 10
NICHOLLS	own 25	own 25	-
LOUISIANA	own 33	own 31	+ 2
vs. Arkansas	own 31	own 30	+ 1
SOUTH CAROLINA	own 30	own 27	+ 3
ALABAMA	own 28	own 34	- 6
at Florida	own 30	own 24	+ 6
MISSISSIPPI ST	own 29	own 29	-
AUBURN	own 32	own 26	+ 6
NEW MEXICO			
at Ole Miss			
at LSU			
<b>Totals</b>	<b>own 31.7</b>	<b>own 29.6</b>	

## POINTS OFF TURNOVERS

Opponent	TEXAS A&M				OPPONENTS			
	TOs	TDs	FG-Att	Pts.	A&M TOs	TDs	FG-Att	Pts.
at UCLA	3	1	2-2	17	0	0	0-0	0
NICHOLLS	2	0	0-0	0	0	0	0-0	0
LOUISIANA	5	4	0-0	28	2	2	0-0	14
vs Arkansas	1	0	0-0	0	1	1	0-0	7
SOUTH CAROLINA	1	0	0-0	0	1	0	0-1	0
ALABAMA	1	1	0-0	7	3	1	0-0	7
at Florida	2	0	0-0	0	1	0	0-0	0
MISSISSIPPI ST	1	0	0-0	0	3	3	0-0	21
AUBURN	0	0	0-0	0	0	0	0-0	0
NEW MEXICO								
at Ole Miss								
at LSU								
<b>Totals</b>	<b>16 (14/8, 8 int)</b>	<b>2</b>	<b>2-2</b>	<b>52</b>	<b>11 (12/4, 7 int)</b>	<b>7</b>	<b>0-0</b>	<b>49</b>

F/L: total fumbles/fumbles lost

## PENALTIES

	A&M Pen.-Yds.	Opp. Pen.-Yds.	A&M Yd Diff
at UCLA	5-39	7-56	- 17
NICHOLLS	4-45	7-54	- 9
LOUISIANA	3-17	4-25	- 8
vs Arkansas	6-36	9-69	- 33
SOUTH CAROLINA	5-47	2-10	+ 37
ALABAMA	6-45	6-50	- 5
at Florida	7-46	6-44	+ 2
MISSISSIPPI ST	4-30	5-45	- 15
AUBURN	2-20	3-34	- 14
NEW MEXICO			
at Ole Miss			
at LSU			
<b>Totals (per gm avg.)</b>	<b>42-325 (36.1)</b>	<b>49-357 (39.7)</b>	

## GAME-OPENING DRIVES

	TEXAS A&M					OPPONENTS				
	Pts	Res	1Dn	PI-Yds	Time	Pts	Res	1Dn	PI-Yds	Time
at UCLA	7	TD	5	12-75	4:28	3	FG	3	13-53	3:51
NICHOLLS	7	TD	4	8-79	3:21	0	PUNT	1	5-25	2:51
LOUISIANA	0	PUNT	2	7-43	2:53	0	PUNT	1	4-27	2:28
vs. Arkansas	0	PUNT	1	4-22	2:29	7	TD	3	7-65	3:27
SOUTH CAROLINA	0	PUNT	1	5-25	2:05	0	PUNT	0	3-4	1:05
ALABAMA	0	PUNT	0	3-2	1:48	0	PUNT	0	3-8	1:36
at Florida	0	PUNT	0	3-(5)	1:24	3	FG	4	13-63	5:49
MISSISSIPPI ST	0	PUNT	0	3-(5)	0:57	0	INT	1	5-22	2:16
AUBURN	3	FG	2	9-54	2:58	0	BLOCK FG	2	9-44	4:31
NEW MEXICO										
at Ole Miss										
at LSU										
<b>Totals</b>	<b>17</b>		<b>15</b>	<b>6-32*</b>	<b>2:29*</b>	<b>13</b>		<b>14</b>	<b>7-35*</b>	<b>3:06*</b>

\* average

## SECOND HALF-OPENING DRIVES

	TEXAS A&M					OPPONENTS				
	Pts	Res	1Dn	PI-Yds	Time	Pts	Res	1Dn	PI-Yds	Time
at UCLA	0	PUNT	0	3-1	0:52	0	FUMBLE	1	4-7	1:35
NICHOLLS	0	PUNT	0	3-(2)	1:23	0	PUNT	1	5-24	2:22
LOUISIANA	7	TD	6	9-81	2:19	0	INT	2	7-34	2:14
vs Arkansas	7	TD	4	9-71	3:37	0	PUNT	1	6-11	2:35
SOUTH CAROLINA	0	PUNT	2	8-43	3:19	7	TD	3	6-80	2:17
ALABAMA	0	DOWNS	2	8-44	3:10	7	TD	2	9-75	3:59
at Florida	7	TD	2	6-55	1:45	0	PUNT	0	3-5	2:09
MISSISSIPPI ST	0	PUNT	0	3-0	0:24	7	TD	2	6-73	2:49
AUBURN	0	PUNT	0	3-3	0:56	0	PUNT	0	3-9	1:28
NEW MEXICO										
at Ole Miss										
at LSU										
<b>Totals</b>	<b>21</b>		<b>16</b>	<b>6-33*</b>	<b>1:58*</b>	<b>21</b>		<b>12</b>	<b>5-34*</b>	<b>2:23*</b>

\* average

^ drive began following turnover

## A&M SCORING DRIVES

	Scoring Drives	TIME		PLAYS		5 or less	1-Play
		Total	Avg	Total	Avg		
at UCLA	8	20:22	2:33	56	7.0	3	1
NICHOLLS	4	16:52	4:13	42	10.3	0	0
LOUISIANA	6	11:55	1:59	37	6.2	3	1
vs Arkansas	7	18:46	2:41	50	7.1	4	0
SOUTH CAROLINA	4	14:12	3:33	34	8.5	1	0
ALABAMA	3	8:40	2:53	20	6.7	1	0
at Florida	5	12:30	2:30	38	7.6	0	0
MISSISSIPPI ST	2	5:35	2:48	15	7.5	1	0
AUBURN	5	11:42	2:20	36	7.2	1	0
NEW MEXICO							
at Ole Miss							
at LSU							
<b>Totals</b>	<b>44</b>	<b>120:34</b>	<b>2:44</b>	<b>328</b>	<b>7.5</b>	<b>14</b>	<b>2</b>

\* not including overtime possessions or defensive/special teams touchdowns



# STARTING LINEUPS

## OFFENSIVE STARTERS

	WR	LT	LG	C	RG	RT	TE/WR	RB/WR	WR	QB	RB/WR
at UCLA	KIRK	MARTIN	MCCOY	PRATER	LANFEAR	SUTHERLAND	CLINE	RATLEY	AUSBON	STARKEL	FORD
NICHOLLS	KIRK	PRATER	MCCOLLUM	MCCOY	LANFEAR	SUTHERLAND	SCHORP	RATLEY	AUSBON	MOND	WILLIAMS
LOUISIANA	KIRK	MARTIN	MCCOY	PRATER	HOCKER	SUTHERLAND	SCHORP	RATLEY	AUSBON	MOND	FORD
vs Arkansas	KIRK	MARTIN	MCCOLLUM	MCCOY	LANFEAR	SUTHERLAND	SCHORP	RATLEY	AUSBON	MOND	WILLIAMS
SOUTH CAROLINA	KIRK	MARTIN	MCCOLLUM	MCCOY	LANFEAR	SUTHERLAND	HANSFORD	RATLEY	AUSBON	MOND	WILLIAMS
ALABAMA	KIRK	MARTIN	MCCOLLUM	MCCOY	LANFEAR	SUTHERLAND	SCHORP	FORD	AUSBON	MOND	WILLIAMS
at Florida	KIRK	MARTIN	MCCOLLUM	MCCOY	LANFEAR	MOORE	SCHORP	RATLEY	AUSBON	MOND	WILLIAMS
MISSISSIPPI ST	KIRK	MARTIN	MCCOLLUM	MCCOY	LANFEAR	SUTHERLAND	ROGERS	FORD	AUSBON	MOND	WILLIAMS
AUBURN	KIRK	MARTIN	SUTHERLAND	MCCOY	LANFEAR	GREEN	SCHORP	RATLEY	AUSBON	MOND	WILLIAMS
NEW MEXICO											
at Ole Miss											
at LSU											

## DEFENSIVE STARTERS

	DE	NG	DT	DE	LB	LB	LB/NICKLE	CB	CB	SS	FS
at UCLA	CUNNINGHAM	KEKE	HENDERSON	J. JOHNSON	DODSON	ALAKA	CAPERS-SMITH*	JONES	OLIVER	WILSON	WATTS
NICHOLLS	DURHAM	KEKE	HENDERSON	J. JOHNSON	DODSON	ALAKA	WILLIS*	JONES	OLIVER	PRYOR	WATTS
LOUISIANA	CUNNINGHAM	KEKE	HENDERSON	J. JOHNSON	DODSON	ALAKA	WILLIS*	JONES	RENFRO	PRYOR	WATTS
vs Arkansas	CUNNINGHAM	KEKE	MACK	J. JOHNSON	DODSON	ALAKA	B. JOHNSON	RENFRO	OLIVER	PRYOR	WATTS
SOUTH CAROLINA	DURHAM	KEKE	HENDERSON	J. JOHNSON	DODSON	ALAKA	HOWARD*	RENFRO	OLIVER	PRYOR	WATTS
ALABAMA	DURHAM	KEKE	HENDERSON	J. JOHNSON	DODSON	ALAKA	B. JOHNSON	RENFRO	OLIVER	TUCKER	WATTS
at Florida	DURHAM	KEKE	HENDERSON	J. JOHNSON	DODSON	ALAKA	B. JOHNSON	RENFRO	JONES	TUCKER	WATTS
MISSISSIPPI ST	DURHAM	KEKE	HENDERSON	J. JOHNSON	DODSON	ALAKA	HOWARD*	RENFRO	OLIVER	TUCKER	WATTS
AUBURN	DURHAM	KEKE	HENDERSON	J. JOHNSON	DODSON	ALAKA	CARPER*	RENFRO	WILLIS	TUCKER	WATTS
NEW MEXICO											
at Ole Miss											
at LSU											

\* Started as a nickel back

## START CHART

	Career Starts	Consec Starts
Armani Watts	39	9
Christian Kirk	32	20
Otar Alaka	29	22
Zaycoven Henderson	23	5
Erik McCoy	22	22
Keaton Sutherland	19	2
Kingsley Keke	17	17
Connor Lanfear	16	6
Donovan Wilson	15	-
Colton Prater	15	-
Keith Ford	13	-
Nick Harvey	13	-
Jarett Johnson	12	9
Koda Martin	12	7
Damion Ratley	12	1
Trayveon Williams	10	6
Priest Willis	10	1
Jhamon Ausbon	9	9
Tyrel Dodson	9	9
Tanner Schorp	9	1
Charles Oliver	8	1
Kellen Mond	8	8
Debione Renfro	7	7
Larry Pryor	7	-
Landis Durham	6	5
Ryan McCollum	6	-
Deshawn Capers-Smith	6	-
Derrick Tucker	4	4
Myles Jones	4	-
Qualen Cunningham	4	-
Buddy Johnson	3	-
Jake Hubenak	3	-
Antonio Howard	2	-
Keldrick Carper	1	1
Carson Green	1	1
Kendrick Rogers	1	-
Dan Moore, Jr.	1	-
Aaron Hansford	1	-
Daylon Mack	1	-
Kalvin Cline	1	-
Nick Starkel	1	-
Justin Dunning	1	-
Jared Hocker	1	-

## 12<sup>TH</sup> MAN REP

	12th Man	#
at UCLA	Gillaspia	14
NICHOLLS	Gillaspia	15
LOUISIANA	Gillaspia	16
vs Ark	Gillaspia	17
SC	Gillaspia	18
BAMA	Gillaspia	19
at Florida	Gillaspia	20
MSU	Gillaspia	21
AUBURN	Gillaspia	22
NEW MEXICO		
at Ole Miss		
at LSU		

# - appearances as 12th Man representative

# TEXAS A&M'S 20-PLUS YARD PLAYS (52)

Yards	Type	Player(s)	Opponent
*100	KR	Christian Kirk	Arkansas
*81	Pass	Christian Kirk from Kellen Mond	Arkansas
79	Rush	Kellen Mond	Arkansas
76	Pass	Damion Ratley from Kellen Mond	Louisiana
72	KR	T. Williams	Auburn
72	Rush	T. Williams	UCLA
71	KR	Clyde Chriss	Louisiana
*70	Pass	Camron Buckley from Nick Starkel	Mississippi State
*67	Rush	Jacob Kibodi	Louisiana
*62	Pass	Damion Ratley from Nick Starkel	Auburn
*61	Rush	T. Williams	UCLA
50	Pass	Damion Ratley from Kellen Mond	Arkansas
*44	Rush	Keith Ford	Arkansas
43	PR	Christian Kirk	Florida
42	Pass	Damion Ratley from Kellen Mond	Florida
41	Rush	Kendall Bussey	Nicholls
41	Pass	T. Williams from Nick Starkel	Auburn
*40	INT	Tyrel Dodson	Louisiana
40	Pass	Christian Kirk from Kellen Mond	Florida
40	Rush	T. Williams	Auburn
39	Pass	Camron Buckley from Kellen Mond	Alabama
37	KR	Christian Kirk	UCLA
33	Rush	Kellen Mond	Mississippi State
33	Pass	Camron Buckley from Kellen Mond	Florida
32	Pass	Damion Ratley from Kellen Mond	Alabama
31	Pass	T. Williams from Kellen Mond	Alabama
30	Pass	Damion Ratley from Kellen Mond	Florida
29	Pass	Christian Kirk from Nick Starkel	Auburn
28	Rush	Christian Kirk	Nicholls
28	Pass	Aaron Hansford from Kellen Mond	Louisiana
27	Rush	T. Williams	Auburn
27	KR	Christian Kirk	UCLA
*27	Pass	Christian Kirk from Kellen Mond	Nicholls
26	PR	Christian Kirk	Mississippi State
26	Pass	Damion Ratley from Kellen Mond	South Carolina
25	Pass	Christian Kirk from Kellen Mond	Alabama
25	KR	Christian Kirk	UCLA
*24	Pass	Jhamon Ausbon from Kellen Mond	Louisiana
24	PR	Roshauud Paul	Louisiana
23	KR	Christian Kirk	Nicholls
23	Pass	Clyde Chriss from Kellen Mond	Nicholls
23	KR	Christian Kirk	UCLA
*23	Rush	Keith Ford	Arkansas
22	Pass	Jhamon Ausbon from Kellen Mond	Louisiana
22	KR	Christian Kirk	Mississippi State
21	Pass	Jhamon Ausbon from Kellen Mond	South Carolina
21	KR	Christian Kirk	Nicholls
21	KR	Christian Kirk	Arkansas
20	Rush	Kellen Mond	Alabama
20	Rush	Keith Ford	UCLA
20	KR	Christian Kirk	Alabama
20	Rush	Kendall Bussey	Nicholls

\* touchdown scored on play

### BY LENGTH

Yards	No.	TD
100+	1	1
90-99	0	0
80-89	1	1
70-79	6	1
60-69	3	3
50-59	1	0
40-49	8	2
30-39	7	0
20-29	25	3

### BY PLAY TYPE

Type	No.	TD
Rushing	14	4
Passing	22	5
Punt returns	3	0
Kick returns	12	1
Interceptions	1	1
Fumble returns	0	0
Other	0	0
<b>TOTAL</b>	<b>52</b>	<b>11</b>

### 20-YARD PLUS BY PLAYER

Player	No.	TD	R	P	KR	PR	IR	FR
Christian Kirk	18	3	1	5	10	2	0	0
Damion Ratley	7	1	0	7	0	0	0	0
T. Williams	7	1	4	2	1	0	0	0
Keith Ford	3	2	3	0	0	0	0	0
Jhamon Ausbon	3	1	0	3	0	0	0	0
Camron Buckley	3	1	0	3	0	0	0	0
Kellen Mond	3	0	3	0	0	0	0	0
Kendall Bussey	2	0	2	0	0	0	0	0
Clyde Chriss	2	0	0	1	1	0	0	0
Tyrel Dodson	1	1	0	0	0	0	1	0
Jacob Kibodi	1	1	1	0	0	0	0	0
Aaron Hansford	1	0	0	1	0	0	0	0
Roshauud Paul	1	0	0	0	0	1	0	0
<b>TOTAL</b>	<b>52</b>	<b>11</b>	<b>14</b>	<b>22</b>	<b>12</b>	<b>3</b>	<b>1</b>	<b>0</b>

### LONGEST PLAYS OF 2017

<b>RUSHING</b>	
<b>79</b>	Kellen Mond vs Arkansas.....Sept. 23
<b>RUSHING TOUCHDOWN</b>	
<b>67</b>	Jacob Kibodi vs Louisiana.....Sept. 16
<b>PASSING</b>	
<b>81</b>	Christian Kirk from Kellen Mond vs Arkansas.....Sept. 23
<b>PASSING TOUCHDOWN</b>	
<b>81</b>	Christian Kirk from Kellen Mond vs Arkansas.....Sept. 23
<b>PUNT RETURN</b>	
<b>43</b>	Christian Kirk at Florida.....Oct. 15
<b>KICK RETURN</b>	
<b>100</b>	Christian Kirk vs Arkansas.....Sept. 23
<b>INTERCEPTION RETURN</b>	
<b>40</b>	Tyrel Dodson vs Louisiana.....Sept. 16
<b>FUMBLE RETURN</b>	
<b>18</b>	Armani Watts at UCLA.....Sept. 3
<b>PUNT</b>	
<b>64</b>	Shane Tripucka vs Louisiana.....Sept. 16
<b>FIELD GOAL</b>	
<b>52</b>	Daniel LaCamera vs Alabama.....Oct. 7

### BY OPPONENT

	UCLA	NICH	UL	ARK	SC	BAMA	UF	MSU	AUB	UNM	OM	LSU
Rushing	3	3	1	3	0	1	0	1	2			
Passing	0	2	4	2	2	4	4	1	3			
Punt returns	0	0	1	0	0	0	1	1	0			
Kick returns	4	2	1	2	0	1	0	1	1			
Interceptions	0	0	1	0	0	0	0	0	0			
Fumble returns	0	0	0	0	0	0	0	0	0			
Other	0	0	0	0	0	0	0	0	0			
<b>TOTAL</b>	<b>7</b>	<b>7</b>	<b>8</b>	<b>7</b>	<b>2</b>	<b>6</b>	<b>5</b>	<b>4</b>	<b>6</b>			



# OPPONENTS' 20-PLUS YARD PLAYS (61)

Yards	Type	Player(s)	Opponent
*90	INT	Jamal Peters	Mississippi State
79	Rush	Franks,F	Florida
*75	Rush	Damien Harris	Alabama
54	Pass	Jordan Lasley from Josh Rosen	UCLA
54	Pass	Damion Jeanpiere from Chase Fourcade	Nicholls
*53	Pass	Darius Slayton from Jarrett Stidham	Auburn
46	Pass	Darius Slayton from Jarrett Stidham	Auburn
45	Rush	Nick Fitzgerald	Mississippi State
*45	Pass	Shi Smith from Jake Bentley	South Carolina
45	Pass	Jonathan Nance from Austin Allen	Arkansas
45	Pass	Damion Jeanpiere from Chase Fourcade	Nicholls
*44	Pass	Jonathan Nance from Austin Allen	Arkansas
*42	Pass	Darren Andrews from Josh Rosen	UCLA
41	Pass	Farrod Green from Nick Fitzgerald	Mississippi State
39	KR	M. Fitzpatrick	Alabama
39	KR	De'Vion Warren	Arkansas
38	Rush	Jalen Hurts	Alabama
37	Pass	Keenan Barnes from Jordan Davis	Louisiana
36	Pass	Damion Jeanpiere from Chase Fourcade	Nicholls
35	Pass	Ryan Davis from Jarrett Stidham	Auburn
34	Rush	T. Williams	South Carolina
32	Rush	Davis,M	Florida
31	KR	Rashad Fenton	South Carolina
31	Pass	Austin Cantrell from Austin Allen	Arkansas
30	Pass	Calvin Ridley from Jalen Hurts	Alabama
30	Rush	Jordan Jones	Arkansas
29	Pass	Eli Stove from Jarrett Stidham	Auburn
29	KR	Reggie Todd	Mississippi State
29	Pass	Shi Smith from Jake Bentley	South Carolina
29	KR	Darnay Holmes	UCLA
28	Pass	Darren Andrews from Josh Rosen	UCLA
27	Rush	Damien Harris	Alabama
27	KR	Rashad Fenton	South Carolina
27	Pass	Hayden Hurst from Jake Bentley	South Carolina
26	KR	Lemons,A	Florida
26	Pass	David Williams from Austin Allen	Arkansas
26	Pass	Caleb Wilson from Josh Rosen	UCLA
25	Pass	Hayden Hurst from Jake Bentley	South Carolina
25	Pass	Bryan Edwards from Jake Bentley	South Carolina
24	Rush	Jarrett Stidham	Auburn
24	KR	Lemons,A	Florida
24	Pass	Caleb Wilson from Josh Rosen	UCLA
24	Pass	Caleb Wilson from Josh Rosen	UCLA
23	Pass	Dai'Jean Dixon from Chase Fourcade	Nicholls
23	KR	Darnay Holmes	UCLA
23	KR	Darnay Holmes	UCLA
22	Rush	Kerryon Johnson	Auburn
22	Rush	Chase Hayden	Arkansas
21	KR	N. Igbinoghene	Auburn
21	Pass	Bryan Edwards from Jake Bentley	South Carolina
21	Rush	Devwah Whaley	Arkansas
21	Rush	David Williams	Arkansas
21	Pass	Keenan Barnes from Jordan Davis	Louisiana
21	KR	A. Johnson	Louisiana
21	Pass	Jarrell Rogers from Chase Fourcade	Nicholls
20	INT	Lashard Durr	Mississippi State
20	Pass	Davis,M. from Franks,F	Florida
20	Rush	Jordan Jones	Arkansas
20	Rush	Trey Ragas	Louisiana
20	Pass	Caleb Wilson from Josh Rosen	UCLA
20	Pass	Damion Jeanpiere from Chase Fourcade	Nicholls

\* touchdown scored on play

BY LENGTH		
Yards	No.	TD
100+	0	0
90-99	1	1
80-89	0	0
70-79	2	1
60-69	0	0
50-59	3	1
40-49	8	3
30-39	12	0
20-29	35	0

BY PLAY TYPE		
Type	No.	TD
Rushing	15	1
Passing	32	3
Punt returns	0	0
Kick returns	12	0
Interceptions	2	1
Fumble returns	0	0
Other	0	0
<b>TOTAL</b>	<b>61</b>	<b>6</b>

## LONGEST PLAYS OF 2017

### RUSHING

**79** F. Franks of Florida.....Oct. 14

### RUSHING TOUCHDOWN

**75** Damien Harris of Alabama..... Oct. 7

### PASSING

**54** Jordan Lasley from Josh Rosen of UCLA..... Sept. 3

**54** Damion Jeanpiere from Chase Fourcade of Nicholls..... Sept. 9

### PASSING TOUCHDOWN

**53** Darius Slayton from Jarrett Stidham of Auburn..... Nov. 4

### PUNT RETURN

**14** Stephen Roberts of Auburn..... Nov. 4

### KICK RETURN

**39** De'Vion Warren of Arkansas..... Sept. 23

**39** Minkah Fitzpatrick of Alabama..... Oct. 7

### INTERCEPTION RETURN

**90** Jamal Peters of Mississippi State.....Oct. 28

### FUMBLE RETURN

None

### PUNT

**70** Aidan Marshall of Auburn..... Nov. 4

### FIELD GOAL

**44** A. Pappanastos of Alabama..... Oct. 7

# THE LAST TIME...

## 100-YARD RUSHER

by A&M..... 103, Trayveon Williams vs Auburn (Nov. 4, 2017)  
by Opp..... 145, Kerryon Johnson of Auburn (Nov. 4, 2017)

## TWO 100-YARD RUSHERS

by A&M..... 109, Kellen Mond vs Arkansas (Sept. 23, 2017)  
102, Keith Ford vs Arkansas (Sept. 23, 2017)  
by Opp..... 182, Nick Fitzgerald of Mississippi State (Nov. 5, 2016)  
140, Aeris Williams of Mississippi State (Nov. 5, 2016)

## 200-YARD RUSHER

by A&M..... 203, Trayveon Williams at UCLA (Sept. 3, 2017)  
by Opp..... 285, Derrius Guice of LSU (Nov. 24, 2016)

## 60-YARD RUSH PLAY

by A&M..... 79, Kellen Mond vs Arkansas (Sept. 23, 2017)  
by Opp..... 79, F. Franks of Florida (Oct. 14, 2017)

## THREE-OR-MORE RUSHING TDs

by A&M..... 3, Keith Ford at UCLA (Sept. 3, 2017)  
by Opp..... 4, Derrius Guice of LSU (Nov. 24, 2016)

## TEAM RUSHED FOR 300 YARDS

by A&M..... 382 at UCLA (Sept. 3, 2017)  
by Opp..... 365, Mississippi State (Nov. 5, 2016)

## TEAM RUSHED FOR LESS THAN 100 YARDS

by A&M..... 96 vs Mississippi State (Oct. 28, 2017)  
by Opp..... 23 by South Carolina (Sept. 30, 2017)

## 300-YARD PASSER

by A&M..... 301, Kellen Mond vs Louisiana (Sept. 16, 2017)  
by Opp..... 491, Josh Rosen of UCLA (Sept. 3, 2017)

## 400-YARD PASSER

by A&M..... 401, Kenny Hill vs Ole Miss (Oct. 11, 2014)  
by Opp..... 491, Josh Rosen of UCLA (Sept. 3, 2017)

## SCORED ON OVER A 50-YARD PASS PLAY

by A&M..... 62 yds, Damion Ratley from Nick Starkel vs Auburn (Nov. 4, 2017)  
by Opp..... 53 yds, Darius Slayton from Jarrett Stidham of Auburn (Nov. 4, 2017)

## 30 PASS COMPLETIONS

by A&M..... 30, Trevor Knight vs Kansas State (Dec. 28, 2016)  
by Opp..... 35, Josh Rosen of UCLA (Sept. 3, 2017)

## 40 PASS ATTEMPTS

by A&M..... 48, Trevor Knight vs Kansas State (Dec. 28, 2016)  
by Opp..... 43, Jordan Davis of Louisiana (Sept. 16, 2017)

## THREE-OR-MORE TD PASSES

by A&M..... 3, Kellen Mond vs Louisiana (Sept. 16, 2017)  
by Opp..... 3, Jarrett Stidham of Auburn (Nov. 4, 2017)

## FOUR-OR-MORE TD PASSES

by A&M..... 4, Kyle Allen vs Nevada (Sept. 19, 2015)  
by Opp..... 4, Josh Rosen of UCLA (Sept. 3, 2017)

## 100-YARD RECEIVER

by A&M..... 110, Christian Kirk vs Arkansas (Sept. 23, 2017)  
by Opp..... 118, Keenan Barnes of Louisiana (Sept. 16, 2017)

## 10-OR-MORE RECEIVERS

by A&M..... 11 vs Louisiana (Sept. 16, 2017)  
by Opp..... 10, Tennessee (Oct. 8, 2016)

## 10-OR-MORE RECEPTIONS

by A&M..... 12, Josh Reynolds vs Kansas State (Dec. 28, 2016)  
by Opp..... 12, Keenan Barnes of Louisiana (Sept. 16, 2017)

## FOUR FIELD GOALS

by A&M..... 4, Daniel LaCamera at Florida (Oct. 14, 2017)  
by Opp..... 4, Daniel Carlson of Auburn (Nov. 7, 2015)

## 50-YARD FIELD GOAL

by A&M..... 52, Daniel LaCamera (Oct. 7, 2017)  
by Opp..... 51, Caleb Sturgis of Florida (Sept. 8, 2012)

## 60-YARD FIELD GOAL

by A&M..... 62, Terence Kitchens vs Southern Miss (Sept. 25, 1999)

## RECORDED A BLOCKED PUNT

by A&M..... Armani Watts vs Mississippi State (2nd Qtr) (Oct. 28, 2017)  
by Opp..... Carring Byndom of Texas (4th Qtr) (Nov. 25, 2010)

## RECORDED A BLOCKED FIELD GOAL ATTEMPT

by A&M..... Justin Evans vs Prairie View A&M (1st Qtr) (Sept. 10, 2016)  
by Opp..... Nick Ruffin of Auburn (2nd Qtr) (Nov. 4, 2017)

## A KICKOFF WAS RETURNED FOR A TD

by A&M..... 100 yards, Christian Kirk vs Arkansas (Sept. 23, 2017)  
by Opp..... 81 yards, Brandon Boykin of Georgia (Dec. 28, 2009)

## PUNT RETURN FOR A TD

by A&M..... 93 yards, Christian Kirk vs Mississippi State (Nov. 5, 2016)  
by Opp..... 78 yards, Dez Bryant of Oklahoma State (Oct. 4, 2008)

## BLOCKED PUNT RETURN FOR A TD

by A&M..... Jaxson Appel vs SMU, 1 yard (Sept. 17, 2005)  
by Opp..... Malik Miller of Auburn, 0 yards (Nov. 4, 2017)

## INTERCEPTION RETURNED FOR A TD

by A&M..... Tyrel Dodson vs Louisiana, 40 yds (Sept. 16, 2017)  
by Opp..... Jamal Peters of Mississippi State, 90 yds (Oct. 28, 2017)

## FUMBLE RECOVERY FOR A TD

by A&M..... Deshazor Everett vs SMU of 12 yards (Sept. 21, 2013)  
by Opp..... Jonathan Allen of Alabama, 30 yds (Oct. 22, 2016)

## A TEAM SCORED A SAFETY

by A&M..... vs Alabama in College Station (Oct. 7, 2017)  
*(Gillaspia blocked punt out of endzone)*  
by Opp..... by Oklahoma in College Station (Nov. 6, 2010)  
*(A&M punt blocked and recoverd in endzone)*

## OVERTIME HISTORY

### (12-6 OVERALL, 7-3 HOME, 1-2 AWAY, 4-1 NEUTRAL)

Nov. 1, 1997	A&M 28, Oklahoma State 25	1 OT	College Station
Dec. 5, 1998	A&M 36, Kansas State 33	2 OT	St. Louis ( <i>Big 12 Championship</i> )
Dec. 31, 2000	Mississippi State 43, A&M 41	1 OT	Shreveport, La. ( <i>Independence Bowl</i> )
Oct. 5, 2002	Texas Tech 48, A&M 47	1 OT	College Station
Nov. 16, 2002	Missouri 33, A&M 27	2 OT	College Station
Oct. 23, 2004	A&M 29, Colorado 26	1 OT	College Station
Oct. 30, 2004	Baylor 35, A&M 34	1 OT	Waco, Texas
Nov. 13, 2004	A&M 32, Texas Tech 25	1 OT	College Station
Oct. 1, 2005	A&M 16, Baylor 13	1 OT	College Station
Oct. 21, 2006	A&M 34, Oklahoma State 33	1 OT	Stillwater, Okla.
Sept. 8, 2007	A&M 47, Fresno State 45	3 OT	College Station
Oct. 29, 2011	Missouri 38, A&M 31	1 OT	College Station
Nov. 11, 2011	Kansas State 53, A&M 50	4 OT	Manhattan, Kan.
Sept. 27, 2014	A&M 35, Arkansas 28	1 OT	Arlington, Texas
Sept. 26, 2015	A&M 28, Arkansas 21	1 OT	Arlington, Texas
Sept. 3, 2016	A&M 31, UCLA 24	1 OT	College Station
Oct. 8, 2016	A&M 45, Tennessee 38	2 OT	College Station
Sept. 23, 2017	A&M 50, Arkansas 43	1 OT	Arlington, Texas

# SEASON/CAREER STATISTICS

## OFFENSE

### SEASON STATISTICS

### CAREER STATISTICS

#### RUSHING

	GP	Att	Gain	Loss	Net	Avg	TD	Long	Avg/G	GP	Att	Gain	Loss	Net	Avg	TD	Long	Avg/G
T. Williams	8	116	596	21	575	5.0	5	72	71.9	21	272	1679	47	1632	6.0	13	89	77.7
Keith Ford	9	99	430	17	413	4.2	9	44	45.9	22	225	1131	49	1082	4.8	15	44	49.2
Kellen Mond	9	88	491	144	347	3.9	3	79	38.6	9	88	491	144	347	3.9	3	79	38.6
Kendall Bussey	9	41	239	7	232	5.7	1	41	25.8	14	61	412	8	404	6.6	1	41	28.9
Jacob Kibodi	3	5	104	0	104	20.8	1	67	34.7	3	5	104	0	104	20.8	1	67	34.7
Kwame Etwi	1	6	35	0	35	5.8	0	17	35.0	11	36	252	3	249	6.9	1	42	22.6
Christian Kirk	9	3	34	7	27	9.0	0	28	3.0	35	22	137	21	116	5.3	0	28	3.3
Roshauud Paul	9	1	6	0	6	6.0	0	6	0.7	9	1	6	0	6	6.0	0	6	0.7
Jake Hubenak	2	9	18	12	6	0.7	0	5	3.0	15	55	178	121	57	1.0	0	22	3.8
Shane Tripucka	9	1	0	8	-8	-8.0	0	0	-0.9	23	1	0	8	-8	-8.0	0	0	-0.3
Nick Starkel	3	5	3	16	-13	-2.6	0	3	-4.3	3	5	3	16	-13	-2.6	0	3	-4.3
<b>Total</b>	<b>9</b>	<b>381</b>	<b>1956</b>	<b>285</b>	<b>1671</b>	<b>4.4</b>	<b>19</b>	<b>79</b>	<b>185.7</b>									
<b>Opponents</b>	<b>9</b>	<b>345</b>	<b>1685</b>	<b>282</b>	<b>1403</b>	<b>4.1</b>	<b>13</b>	<b>79</b>	<b>155.9</b>									

### SEASON STATISTICS

### CAREER STATISTICS

#### PASSING

	GP	Eff	Cmp-Att-Int	Pct	Yds	TD	Lng	Avg/G	GP	Eff	Att-Cmp-Int	Pct	Yds	TD	Lng	Avg/G
Kellen Mond	9	106.04	109-216-6	50.5	1297	7	81	144.1	9	106.04	216-109-6	50.5	1297	7	81	144.1
Nick Starkel	3	129.47	25-50-1	50.0	379	3	70	126.3	3	129.47	50-25-1	50.0	379	3	70	126.3
Jake Hubenak	2	132.08	12-15-0	80.0	93	0	12	46.5	15	130.04	194-113-3	58.2	1376	9	69	91.7
<b>Total</b>	<b>9</b>	<b>111.60</b>	<b>146-281-7</b>	<b>52.0</b>	<b>1769</b>	<b>10</b>	<b>81</b>	<b>196.6</b>								
<b>Opponents</b>	<b>9</b>	<b>139.79</b>	<b>169-282-8</b>	<b>59.9</b>	<b>2125</b>	<b>19</b>	<b>54</b>	<b>236.1</b>								

### SEASON STATISTICS

### CAREER STATISTICS

#### RECEIVING

	GP	No.	Yds	Avg	TD	Long	Avg/G	GP	No.	Yds	Avg	TD	Long	Avg/G
Christian Kirk	9	42	455	10.8	5	81	50.6	35	205	2392	11.7	21	81	68.3
Jhamon Ausbon	9	25	263	10.5	1	24	29.2	9	25	263	10.5	1	24	29.2
Damion Ratley	9	17	389	22.9	2	76	43.2	33	34	615	18.1	4	76	18.6
T. Williams	8	16	157	9.8	0	41	19.6	21	35	248	7.1	0	41	11.8
Keith Ford	9	11	64	5.8	0	12	7.1	22	16	145	9.1	0	40	6.6
Roshauud Paul	9	9	58	6.4	0	14	6.4	9	9	58	6.4	0	14	6.4
Camron Buckley	9	6	183	30.5	2	70	20.3	9	6	183	30.5	2	70	20.3
Kendall Bussey	9	5	62	12.4	0	19	6.9	14	6	67	11.2	0	19	4.8
Clyde Chriss	8	4	52	13.0	0	23	6.5	8	4	52	13.0	0	23	6.5
Aaron Hansford	7	3	39	13.0	0	28	5.6	9	3	39	13.0	0	28	4.3
Kendrick Rogers	9	3	21	7.0	0	16	2.3	9	3	21	7.0	0	16	2.3
Tanner Schorp	9	3	13	4.3	0	8	1.4	36	4	17	4.2	0	8	0.5
Hezekiah Jones	8	2	13	6.5	0	7	1.6	8	2	13	6.5	0	7	1.6
<b>Total</b>	<b>9</b>	<b>146</b>	<b>1769</b>	<b>12.1</b>	<b>10</b>	<b>81</b>	<b>196.6</b>							
<b>Opponents</b>	<b>9</b>	<b>169</b>	<b>2125</b>	<b>12.6</b>	<b>19</b>	<b>54</b>	<b>236.1</b>							

### SEASON STATISTICS

### CAREER STATISTICS

#### TOTAL OFFENSE

	G	Plays	Rush	Pass	Total	Avg/G	G	Plays	Rush	Pass	Total	Avg/G
Kellen Mond	9	304	347	1297	1644	182.7	9	304	347	1297	1644	182.7
T. Williams	8	116	575	0	575	71.9	21	272	1632	0	1632	77.7
Keith Ford	9	99	413	0	413	45.9	22	225	1082	0	1082	49.2
Nick Starkel	3	55	-13	379	366	122.0	3	55	-13	379	366	122.0
Kendall Bussey	9	41	232	0	232	25.8	14	61	404	0	404	28.9
Jacob Kibodi	3	5	104	0	104	34.7	3	5	104	0	104	34.7
Jake Hubenak	2	24	6	93	99	49.5	15	249	57	1376	1433	95.5
Kwame Etwi	1	6	35	0	35	35.0	11	36	249	0	249	22.6
Christian Kirk	9	3	27	0	27	3.0	35	24	116	0	116	3.3
Roshauud Paul	9	1	6	0	6	0.7	9	1	6	0	6	0.7
Shane Tripucka	9	1	-8	0	-8	-0.9	23	1	-8	0	-8	-0.3
<b>Total</b>	<b>9</b>	<b>662</b>	<b>1671</b>	<b>1769</b>	<b>3440</b>	<b>382.2</b>						
<b>Opponents</b>	<b>9</b>	<b>627</b>	<b>1403</b>	<b>2125</b>	<b>3528</b>	<b>392.0</b>						

# SEASON/CAREER STATISTICS

## OFFENSE

### SEASON STATISTICS

### CAREER STATISTICS

SCORING	SEASON STATISTICS									CAREER STATISTICS								
	TD	FGs	Kick	Rush	Rcv	Pass	DXP	Saf	Points	TD	FGs	Kick	Rush	Rcv	Pass	DXP	Saf	Points
Daniel LaCamera	0	16-18	30-30	0-0	0	0-0	0	0	78	0	33-42	87-87	0-0	0	0-0	0	0	186
Keith Ford	9	0-0	0-0	0-0	0	0-0	0	0	54	15	0-0	0-0	1-1	0	0-0	0	0	92
Christian Kirk	6	0-0	0-0	0-0	0	0-0	0	0	36	27	0-0	0-0	0-0	0	0-0	0	0	162
T. Williams	5	0-0	0-0	0-0	0	0-0	0	0	30	13	0-0	0-0	0-0	0	0-0	0	0	78
Kellen Mond	3	0-0	0-0	0-0	0	0-1	0	0	18	3	0-0	0-0	0-0	0	0-1	0	0	18
Camron Buckley	2	0-0	0-0	0-0	0	0-0	0	0	12	2	0-0	0-0	0-0	0	0-0	0	0	12
Damion Ratley	2	0-0	0-0	0-0	0	0-0	0	0	12	4	0-0	0-0	0-0	0	0-0	0	0	24
Kendall Bussey	1	0-0	0-0	0-0	0	0-0	0	0	6	1	0-0	0-0	0-0	0	0-0	0	0	6
Jacob Kibodi	1	0-0	0-0	0-0	0	0-0	0	0	6	1	0-0	0-0	0-0	0	0-0	0	0	6
Jhamon Ausbon	1	0-0	0-0	0-0	0	0-0	0	0	6	1	0-0	0-0	0-0	0	0-0	0	0	6
Tyrel Dodson	1	0-0	0-0	0-0	0	0-0	0	0	6	1	0-0	0-0	0-0	0	0-0	0	0	6
C. Gillaspia	0	0-0	0-0	0-0	0	0-0	0	1	2	0	0-0	0-0	0-0	0	0-0	0	1	2
Braden Mann	0	0-1	0-0	0-0	0	0-0	0	0	0	0	0-1	0-0	0-0	0	0-0	0	0	0
<b>Total.....</b>	<b>31</b>	<b>16-19</b>	<b>30-30</b>	<b>0-0</b>	<b>0</b>	<b>0-1</b>	<b>0</b>	<b>1</b>	<b>266</b>									
<b>Opponents.....</b>	<b>34</b>	<b>7-11</b>	<b>32-32</b>	<b>0-0</b>	<b>2</b>	<b>2-2</b>	<b>0</b>	<b>0</b>	<b>261</b>									

### SEASON STATISTICS

### CAREER STATISTICS

ALL PURPOSE	SEASON STATISTICS								CAREER STATISTICS							
	G	Rush	Rec	PR	KOR	IR	Tot	Avg/G	G	Rush	Rec	PR	KOR	IR	Tot	Avg/G
Christian Kirk	9	27	455	83	378	0	943	104.8	35	116	2392	706	936	0	4150	118.6
T. Williams	8	575	157	0	89	0	821	102.6	21	1632	248	0	171	0	2051	97.7
Keith Ford	9	413	64	0	0	0	477	53.0	22	1082	145	0	140	0	1367	62.1
Damion Ratley	9	0	389	0	0	0	389	43.2	33	0	615	0	0	0	615	18.6
Kellen Mond	9	347	0	0	0	0	347	38.6	9	347	0	0	0	0	347	38.6
Kendall Bussey	9	232	62	0	31	0	325	36.1	14	404	67	0	61	0	532	38.0
Jhamon Ausbon	9	0	263	0	0	0	263	29.2	9	0	263	0	0	0	263	29.2
Camron Buckley	9	0	183	0	0	0	183	20.3	9	0	183	0	0	0	183	20.3
Clyde Chriss	8	0	52	0	113	0	165	20.6	8	0	52	0	113	0	165	20.6
Jacob Kibodi	3	104	0	0	0	0	104	34.7	3	104	0	0	0	0	104	34.7
Roshauud Paul	9	6	58	24	0	0	88	9.8	9	6	58	24	0	0	88	9.8
Tyrel Dodson	9	0	0	0	0	41	41	4.6	22	0	0	0	0	41	41	1.9
Aaron Hansford	7	0	39	0	0	0	39	5.6	9	0	39	0	0	0	39	4.3
Kwame Etwi	1	35	0	0	0	0	35	35.0	11	249	0	0	0	0	249	22.6
Tanner Schorp	9	0	13	0	10	0	23	2.6	36	0	17	0	10	0	27	0.8
Kendrick Rogers	9	0	21	0	0	0	21	2.3	9	0	21	0	0	0	21	2.3
C. Gillaspia	9	0	0	3	18	0	21	2.3	25	0	0	3	18	0	21	0.8
Armani Watts	9	0	0	0	0	15	15	1.7	44	0	0	0	0	61	61	1.4
Hezekiah Jones	8	0	13	0	0	0	13	1.6	8	0	13	0	0	0	13	1.6
Jake Hubenak	2	6	0	0	0	0	6	3.0	15	57	0	0	0	0	57	3.8
D. Capers-Smith	9	0	0	3	0	0	3	0.3	28	0	0	3	0	0	3	0.1
Shane Tripucka	9	-8	0	0	0	0	-8	-0.9	23	-8	0	0	0	0	-8	-0.3
Nick Starkel	3	-13	0	0	0	0	-13	-4.3	3	-13	0	0	0	0	-13	-4.3
<b>Total.....</b>	<b>9</b>	<b>1671</b>	<b>1769</b>	<b>113</b>	<b>639</b>	<b>56</b>	<b>4248</b>	<b>472.0</b>								
<b>Opponents.....</b>	<b>9</b>	<b>1403</b>	<b>2125</b>	<b>88</b>	<b>510</b>	<b>120</b>	<b>4246</b>	<b>471.8</b>								

# SEASON/CAREER STATISTICS

## DEFENSE

DEFENSIVE LEADERS	SEASON STATISTICS										CAREER STATISTICS											
	GP	SoLo	Ast	Total	TFL	Sacks	Int	PBU	FR	FF	Btk	GP	SoLo	Ast	Total	TFL	Sacks	Int	PBU	FR	FF	Btk
25 Tyrel Dodson	9	42	41	83	10.0	4.5	3	4	.	.	.	22	57	53	110	11.5	4.5	3	4	1	.	.
23 Armani Watts	9	48	23	71	9.5	0.5	4	4	1	1	2	44	205	107	312	23.5	1.5	10	18	4	5	2
42 Otaru Alaka	9	27	30	57	11.0	5.0	1	.	.	.	.	37	80	96	176	24.5	7.0	1	4	.	3	.
46 Landis Durham	9	20	17	37	8.0	7.5	.	.	1	3	.	18	21	22	43	9.0	7.5	.	.	1	3	.
88 Kingsley Keke	9	14	20	34	2.5	1.0	.	1	2	.	.	35	32	47	79	10.0	5.0	.	5	2	.	.
11 Larry Pryor	9	22	12	34	0.0	.	.	1	.	.	.	22	42	26	68	1.0	.	1	1	.	.	.
92 Z. Henderson	9	14	15	29	5.0	2.5	.	.	.	.	.	44	50	60	110	21.5	8.5	.	.	2	1	.
29 Debione Renfro	9	23	6	29	1.0	.	.	4	1	3	.	9	23	6	29	1.0	.	.	4	1	3	.
10 Myles Jones	9	22	3	25	1.0	.	.	4	1	.	.	9	22	3	25	1.0	.	.	4	1	.	.
19 Anthony Hines	9	14	10	24	5.0	2.0	.	.	.	1	.	9	14	10	24	5.0	2.0	.	.	.	1	.
26 D. Capers-Smith	9	9	9	18	0.5	0.5	.	1	2	.	.	28	31	16	47	0.5	0.5	.	4	2	.	.
4 Derrick Tucker	7	12	6	18	0.0	.	.	1	.	.	.	7	12	6	18	0.0	.	.	1	.	.	.
14 Keldrick Carper	8	9	8	17	1.0	.	.	1	.	.	.	8	9	8	17	1.0	.	.	1	.	.	.
21 Charles Oliver	7	14	2	16	1.0	1.0	.	5	1	.	.	16	21	3	24	2.0	1.0	.	8	.	1	.
18 Antonio Howard	6	10	4	14	0.0	.	.	1	.	.	.	6	10	4	14	0.0	.	.	1	.	.	.
40 Jarrett Johnson	9	7	6	13	5.0	4.5	.	1	.	1	.	45	30	33	63	15.5	9.0	.	1	.	2	.
5 Daylon Mack	9	7	6	13	5.0	1.0	.	.	.	1	.	35	32	38	70	17.0	2.5	.	1	.	2	.
24 Priest Willis	7	7	5	12	0.0	.	.	.	.	.	.	15	32	13	45	0.5	.	1	8	.	.	.
7 Buddy Johnson	9	4	4	8	0.0	.	.	.	.	.	.	9	4	4	8	0.0	.	.	.	.	.	.
95 J. Madubuike	9	3	5	8	0.5	.	.	.	.	1	.	9	3	5	8	0.5	.	.	.	.	.	1
12 C. Gillaspia	9	4	3	7	0.0	.	.	.	.	.	2	25	10	7	17	0.0	.	.	.	1	1	2
58 Braden White	9	4	2	6	0.0	.	.	.	.	.	.	9	4	2	6	0.0	.	.	.	.	.	.
93 Jayden Peevy	8	1	5	6	1.0	1.0	.	1	.	.	.	8	1	5	6	1.0	1.0	.	1	.	.	.
16 Kemah Siverand	8	3	1	4	0.0	.	.	.	.	.	.	10	3	1	4	0.0	.	.	.	.	.	.
15 Aaron Hansford	7	2	2	4	0.0	.	.	.	.	.	.	9	2	2	4	0.0	.	.	.	.	.	.
8 Justin Dunning	5	.	4	4	0.0	.	.	.	.	.	.	16	13	11	24	0.0	.	1	.	.	.	.
9 Q. Cunningham	7	1	2	3	0.0	.	.	.	.	.	.	44	24	22	46	7.0	4.5	.	.	1	.	.
56 Keeath Magee	3	1	2	3	0.5	0.5	.	.	.	.	.	3	1	2	3	0.5	0.5	.	.	.	.	.
28 Travon Fuller	9	2	1	3	0.0	.	.	.	.	.	.	9	2	1	3	0.0	.	.	.	.	.	.
2 Micheal Clemons	9	2	1	3	1.5	0.5	.	.	.	.	.	9	2	1	3	1.5	0.5	.	.	.	.	.
35 Riley Garner	9	1	2	3	0.0	.	.	.	.	.	.	35	11	12	23	0.0	.	.	.	.	.	.
4 Damion Ratley	9	.	2	2	0.0	.	.	.	.	.	.	33	1	2	3	0.0	.	.	.	.	.	.
2 Jhamon Ausbon	9	2	.	2	0.0	.	.	.	.	.	.	9	2	.	2	0.0	.	.	.	.	.	.
7 Keith Ford	9	1	.	1	0.0	.	.	.	.	.	.	22	1	.	1	0.0	.	.	.	.	.	.
27 Roney Elam	6	.	1	1	0.0	.	.	.	.	.	.	18	4	4	8	0.0	.	.	1	.	.	.
<b>Total.....</b>	<b>9</b>	<b>352</b>	<b>260</b>	<b>612</b>	<b>69</b>	<b>32</b>	<b>8</b>	<b>29</b>	<b>8</b>	<b>11</b>	<b>5</b>											
<b>Opponents.....</b>	<b>9</b>	<b>368</b>	<b>266</b>	<b>634</b>	<b>58</b>	<b>23</b>	<b>7</b>	<b>43</b>	<b>4</b>	<b>4</b>	<b>1</b>											

# SEASON/CAREER STATISTICS

## DEFENSE / SPECIAL TEAMS

INTERCEPTIONS	SEASON STATISTICS					CAREER STATISTICS				
	No.	Yds	Avg	TD	Long	No.	Yds	Avg	TD	Long
Armani Watts	4	15	3.8	0	15	10	61	6.1	0	36
Tyrel Dodson	3	41	13.7	1	40	3	41	13.7	1	40
Otaro Alaka	1	0	0.0	0	0	1	0	0.0	0	0
<b>Total</b>	<b>8</b>	<b>56</b>	<b>7.0</b>	<b>1</b>	<b>40</b>					
<b>Opponents</b>	<b>7</b>	<b>120</b>	<b>17.1</b>	<b>1</b>	<b>90</b>					

FUMBLE RETURNS	SEASON STATISTICS					CAREER STATISTICS				
	No.	Yds	Avg	TD	Long	No.	Yds	Avg	TD	Long
D. Capers-Smith	1	4	4.0	0	4	1	4	4.0	0	4
Armani Watts	1	18	18.0	0	18	1	18	18.0	0	18
<b>Total</b>	<b>2</b>	<b>22</b>	<b>11.0</b>	<b>0</b>	<b>18</b>					
<b>Opponents</b>	<b>0</b>	<b>0</b>	<b>0.0</b>	<b>0</b>	<b>0</b>					

PUNT RETURNS	SEASON STATISTICS					CAREER STATISTICS				
	No.	Yds	Avg	TD	Long	No.	Yds	Avg	TD	Long
Christian Kirk	6	83	13.8	0	43	33	706	21.4	5	93
C. Gillaspia	1	3	3.0	0	0	1	3	3.0	0	0
D. Capers-Smith	1	3	3.0	0	3	1	3	3.0	0	3
Roshauud Paul	1	24	24.0	0	24	1	24	24.0	0	24
<b>Total</b>	<b>9</b>	<b>113</b>	<b>12.6</b>	<b>0</b>	<b>43</b>					
<b>Opponents</b>	<b>13</b>	<b>88</b>	<b>6.8</b>	<b>1</b>	<b>14</b>					

KICK RETURNS	SEASON STATISTICS					CAREER STATISTICS				
	No.	Yds	Avg	TD	Long	No.	Yds	Avg	TD	Long
Christian Kirk	15	378	25.2	1	100	41	936	22.8	1	100
Clyde Chriss	4	113	28.2	0	71	4	113	28.2	0	71
T. Williams	2	89	44.5	0	72	7	171	24.4	0	72
Kendall Bussey	2	31	15.5	0	18	3	61	20.3	0	30
C. Gillaspia	2	18	9.0	0	14	2	18	9.0	0	14
Kalvin Cline	1	0	0.0	0	0	1	0	0.0	0	0
Tanner Schorp	1	10	10.0	0	10	1	10	10.0	0	10
<b>Total</b>	<b>27</b>	<b>639</b>	<b>23.7</b>	<b>1</b>	<b>100</b>					
<b>Opponents</b>	<b>24</b>	<b>510</b>	<b>21.2</b>	<b>0</b>	<b>39</b>					

FIELD GOALS	SEASON STATISTICS				CAREER STATISTICS				
	Att	Good	Long	B1kd	Att	Good	Long	B1kd	Pct.
Daniel LaCamera	18	16	52	0	42	33	52	0	78.6
Braden Mann	1	0	0	0	1	0	0	0	0.0
<b>Total</b>	<b>19</b>	<b>16</b>	<b>52</b>	<b>0</b>					
<b>Opponents</b>	<b>11</b>	<b>7</b>	<b>44</b>	<b>2</b>					

PUNTING	SEASON STATISTICS								CAREER STATISTICS							
	No.	Yds	Avg	Long	TB	FC	I20	B1kd	No.	Yds	Avg	Long	TB	FC	I20	B1kd
Shane Tripucka	55	2502	45.5	64	4	25	17	1	126	5552	44.1	64	5	52	45	1
<b>Total</b>	<b>55</b>	<b>2502</b>	<b>45.5</b>	<b>64</b>	<b>4</b>	<b>25</b>	<b>17</b>	<b>1</b>								
<b>Opponents</b>	<b>59</b>	<b>2445</b>	<b>41.4</b>	<b>70</b>	<b>4</b>	<b>20</b>	<b>14</b>	<b>3</b>								

KICKOFFS	SEASON STATISTICS								CAREER STATISTICS				
	No.	Yds	Avg	TB	OB	Retn	Net	YdLn	No.	Yds	Avg	TB	OB
Braden Mann	52	3299	63.4	27	2				128	8152	63.7	82	3
<b>Total</b>	<b>52</b>	<b>3299</b>	<b>63.4</b>	<b>27</b>	<b>2</b>	<b>510</b>	<b>40.7</b>	<b>24</b>					
<b>Opponents</b>	<b>51</b>	<b>3156</b>	<b>61.9</b>	<b>23</b>	<b>1</b>	<b>639</b>	<b>38.1</b>	<b>26</b>					

# GAME SUMMARIES

	-/- TEXAS A&M (0-1)	44
	-/- UCLA (1-0)	45

SUNDAY, SEPT. 3 • ROSE BOWL • LOS ANGELES, CALIFORNIA  
ATTENDANCE: 64,635 • TV: FOX

**LOS ANGELES, California (AP)** -- Josh Rosen faked a spike and threw a 10-yard touchdown pass to Jordan Lasley with 43 seconds remaining and UCLA overcame a 34-point deficit to stun Texas A&M 45-44 on Sunday night.

Rosen was 35 of 59 for 491 yards and four touchdowns, and Jalen Starks and Soso Jamabo had touchdown runs for the Bruins in the opener for both teams. They overcame a deficit of more than 20 points for the first time since the 2005 Sun Bowl against Northwestern.

UCLA scored on five straight possessions after trailing 44-10 with 4:08 to play in the third quarter. Rosen threw touchdown passes of 9 and 42 yards to Darren Andrews before finding Theo Howard for a 16-yard score on a broken play with 3:08 remaining.

UCLA got the ball back with 2:39 to go and drove 51 yards in seven plays, including an 11-yard throw and catch to tight end Caleb Wilson. Rosen capped the remarkable comeback with a fade to the far corner of the end zone after faking the spike to freeze Texas A&M's defense. JJ Molson kicked the winning extra point.

Wilson had 15 receptions for 203 yards, and Andrews had 12 catches for 147 yards.

Trayveon Williams rushed for 203 yards and two touchdowns, and Keith Ford added 114 yards rushing and three touchdowns for Texas A&M. The Aggies lost for only the second time in six openers under coach Kevin Sumlin.

Rosen spent much of the game under constant pressure from Texas A&M for the second straight season until mounting the stunning comeback. After being sacked five times last season in a 31-24 overtime loss at College Station, Rosen was dropped three times and lost two fumbles in his return after missing the final six games last year with a shoulder injury.

Texas A&M had largely dominated the line of scrimmage on both sides of the ball, rushing for 382 yards and limiting UCLA to 70 yards on the ground. Williams had a 72-yard run where he bounced outside and raced down the UCLA sideline, which set up a 2-yard rushing touchdown by Ford, and the sophomore added a 61-yard scoring run late in the first half.

	1	2	3	4	SCORE
TEXAS A&M	17	21	6	0	44
UCLA	3	7	7	28	45

## SCORING SUMMARY

1ST	11:09	UCLA	Molson 29 yd field goal	13-53 3:51
	06:41	TAMU	Ford 5 yd run (LaCamera kick)	12-75 4:28
	05:11	TAMU	LaCamera 19 yd field goal	4-2 0:38
	04:04	TAMU	Williams 2 yd run (LaCamera kick)	3-20 0:56
2ND	11:38	TAMU	Ford 2 yd run (LaCamera kick)	7-99 3:07
	04:11	TAMU	Ford 1 yd run (LaCamera kick)	11-56 4:07
	03:00	UCLA	Starks 2 yd run (Molson kick)	4-67 1:06
	02:40	TAMU	Williams 61 yd run (LaCamera kick)	1-61 0:11
3RD	09:57	TAMU	LaCamera 32 yd field goal	6-23 2:31
	04:08	TAMU	LaCamera 48 yd field goal	12-41 4:24
	02:06	UCLA	Jamabo 6 yd run (Molson kick)	8-75 2:02
4TH	13:22	UCLA	Andrews 9 yd pass from Rosen(Molson kick)	8-85 2:04
	08:12	UCLA	Andrews 42 yd pass from Rosen(Molson kick)	5-96 1:06
	03:10	UCLA	Howard 16 yd pass from Rosen(Molson kick)	8-74 1:31
	00:43	UCLA	Lasley 10 yd pass from Rosen (Molson kick)	10-66 1:56

	TAMU	UCLA
FIRST DOWNS	23	29
RUSHES-YARDS (NET)	63-382	25-63
PASSING YDS (NET)	89	491
Passes Att-Comp-Int	30-9-0	59-35-0
TOTAL OFFENSE PLAYS-YARDS	93-471	84-554
Fumble Returns-Yards	1-18	0-0
Punt Returns-Yards	0-0	1--1
Kickoff Returns-Yards	4-112	6-115
Interception Returns-Yards	0-0	0-0
Punts (Number-Avg)	6-48.2	5-46.8
Fumbles-Lost	0-0	3-3
Penalties-Yards	5-39	7-56
Possession Time	36:22	23:38
Third-Down Conversions	9 of 21	7 of 16
Fourth-Down Conversions	0 of 1	1 of 2
Red-Zone Scores-Chances	6-7	6-6
Sacks By: Number-Yards	3-25	6-40


**RUSHING:** Texas A&M-T. Williams 22-203; Keith Ford 18-114; Kellen Mond 15-54; Kendall Bussey 4-19; Christian Kirk 2-minus 1; Nick Starkel 2-minus 7. UCLA-Jamabo, Soso 7-46; Olorunfunmi, Bo 10-31; Lasley, Jordan 1-5; Starks, Jalen 1-2; TEAM 1-minus 7; Rosen, Josh 5-minus 14.

**PASSING:** Texas A&M-Kellen Mond 3-17-0-27; Nick Starkel 6-13-0-62. UCLA-Rosen, Josh 35-59-0-491.

**RECEIVING:** Texas A&M-Christian Kirk 5-60; Jhamon Ausbon 3-15; Roshauud Paul 1-14. UCLA-Wilson, Caleb 15-207; Andrews, Darren 12-143; Lasley, Jordan 4-100; Howard, Theo 2-32; Jamabo, Soso 1-10; Roberts, Austin 1-minus 1.

**INTERCEPTIONS:** Texas A&M-None. UCLA-None.

**FUMBLES:** Texas A&M-None. UCLA-Rosen, Josh 2-2; Olorunfunmi, Bo 1-1.

	-/- NICHOLLS (1-1)	14
	-/- TEXAS A&M (1-1)	24

SATURDAY, SEPT. 10 • KYLE FIELD • COLLEGE STATION, TEXAS  
ATTENDANCE: 100,276 • TV: ESPNU

**COLLEGE STATION, Texas (AP)** -- Kendall Bussey ran for 97 yards and the go-ahead 2-yard touchdown in the fourth quarter as Texas A&M outlasted Nicholls State 24-14 on Saturday night.

The game was tied at 14-all when Bussey bulled into the end zone for A&M's first score since the first quarter with about 7 1/2 minutes left to put the Aggies (1-1) on top.

Nicholls State (1-1), an FCS school which plays in the Southland Conference, challenged the Aggies a week after they squandered a 34-point third-quarter lead in a stunning 45-44 loss to UCLA.

The Aggies started Kellen Mond at quarterback after Nick Starkel suffered a broken ankle last week, but Jake Hubenak took over early in the third quarter and finished the game. Mond threw for 105 yards and a touchdown and Hubenak added 93 yards passing.

Damion Jeanpierre grabbed a 54-yard reception from Chase Fourcade to get Nicholls State to the 6-yard line early in the fourth quarter. Two plays later he connected with Stephen LeBouef on a 5-yard touchdown pass. LeBouef caught the ball short of the goal line and dragged safety Larry Pryor into the end zone with him for the score.

Fourcade scrambled for several seconds before finding Mason Roberts in the back of the end zone for the 2-point conversion that tied it.

The Aggies punted five straight times after their second touchdown before Daniel LaCamera's 52-yard field goal attempt early in the fourth quarter sailed wide left.

The Colonels couldn't move the ball after Bussey's touchdown and had to punt. The Aggies then ran Bussey again and again to eat up the clock before adding a field goal with 18 seconds left.

The Aggies looked good early, and took a 7-0 lead when Mond connected with Kirk on a 27-yard touchdown pass on their first drive. A 17-yard scoring run by Trayveon Williams made it 14-0 with about three minutes left in the first quarter.

Lorran Fonseca made field goals of 37 and 34 yards in the second quarter to get Nicholls State within 14-6 at halftime.

Fourcade threw for 264 yards with a touchdown and an interception and Jeanpierre had five receptions for 174 yards.

	1	2	3	4	SCORE
NICHOLLS	0	6	0	8	14
TEXAS A&M	14	0	0	10	24

## SCORING SUMMARY

1ST	11:39	TAMU	Kirk 27 yd pass from Mond (LaCamera kick)	8-79 3:21
	02:58	TAMU	Williams 17 yd run (Daniel LaCamera kick)	8-81 2:47
2ND	13:10	NICH	Fonseca 37 yd field goal	11-55 4:48
	00:47	NICH	Fonseca 34 yd field goal	15-75 6:16
4TH	12:05	NICH	LeBouef 5 yd pass from Fourcade (Roberts pass from Fourcade)	4-66 1:36
	07:34	TAMU	Bussey 2 yd run (LaCamera kick)	11-75 4:31
	00:18	TAMU	LaCamera 26 yd field goal	15-64 6:13

	NICH	TAMU
FIRST DOWNS	13	27
RUSHES-YARDS (NET)	31-74	47-195
PASSING YDS (NET)	264	198
Passes Att-Comp-Int	25-13-1	36-24-0
TOTAL OFFENSE PLAYS-YARDS	56-338	83-393
Fumble Returns-Yards	0-0	0-0
Punt Returns-Yards	3-20	0-0
Kickoff Returns-Yards	1-13	2-44
Interception Returns-Yards	0-0	1-1
Punts (Number-Avg)	6-39.8	6-48.0
Fumbles-Lost	2-1	0-0
Penalties-Yards	7-54	4-45
Possession Time	25:20	34:40
Third-Down Conversions	3 of 12	10 of 19
Fourth-Down Conversions	1 of 1	1 of 1
Red-Zone Scores-Chances	3-3	3-3
Sacks By: Number-Yards	4-25	2-7

**RUSHING:** NICH-Irvin, Kyran 16-62; Fourcade, Chase 9-15; Boudreaux, Maso 1-3; Rogers, Jarrell 1-minus 1; TEAM 1-minus 2; Taylor, Dontrel 3-minus 3. Texas A&M-Kendall Bussey 15-97; T. Williams 11-53; Christian Kirk 1-28; Keith Ford 6-20; Jake Hubenak 9-6; Jacob Kibodi 1-3; TEAM 1-minus 2; Kellen Mond 3-minus 10.


**PASSING:** NICH-Fourcade, Chase 13-25-1-264. Texas A&M-Kellen Mond 12-21-0-105; Jake Hubenak 12-15-0-93.

**RECEIVING:** NICH-Jeanpierre, Dami 5-174; Rogers, Jarrell 4-46; Dixon, Dai'Jean 1-23; Roberts, Mason 1-12; LeBouef, Stephe 1-5; Booker, Chris 1-4. Texas A&M-Christian Kirk 6-47; Clyde Chriss 3-39; Jhamon Ausbon 3-24; T. Williams 2-14; Hezekiah Jones 2-13; Aaron Hansford 2-11; Kendrick Rogers 2-5; Damion Ratley 1-13; Keith Ford 1-12; Kendall Bussey 1-12; Tanner Schorp 1-8.

**INTERCEPTIONS:** NICH-None. Texas A&M-Tyrel Dodson 1-1.

**FUMBLES:** NICH-Irvin, Kyran 1-1; Fourcade, Chase 1-0. Texas A&M-None.

# GAME SUMMARIES

	-- LOUISIANA (1-2)	21
	-- TEXAS A&M (2-1)	45

SATURDAY, SEPT. 16 • KYLE FIELD • COLLEGE STATION, TX  
ATTENDANCE: 98,412 • TV: SEC NETWORK

**COLLEGE STATION, Texas (AP)** -- Josh Rosen faked a spike and threw a 10-yard touchdown pass to Jordan Lasley with 43 seconds remaining and UCLA overcame a 34-point deficit to stun Texas A&M 45-44 on Sunday night.

Rosen was 35 of 59 for 491 yards and four touchdowns, and Jalen Starks and Soso Jamabo had touchdown runs for the Bruins in the opener for both teams. They overcame a deficit of more than 20 points for the first time since the 2005 Sun Bowl against Northwestern.

UCLA scored on five straight possessions after trailing 44-10 with 4:08 to play in the third quarter. Rosen threw touchdown passes of 9 and 42 yards to Darren Andrews before finding Theo Howard for a 16-yard score on a broken play with 3:08 remaining.

UCLA got the ball back with 2:39 to go and drove 51 yards in seven plays, including an 11-yard throw and catch to tight end Caleb Wilson. Rosen capped the remarkable comeback with a fade to the far corner of the end zone after faking the spike to freeze Texas A&M's defense. JJ Molson kicked the winning extra point.

Wilson had 15 receptions for 203 yards, and Andrews had 12 catches for 147 yards. Trayveon Williams rushed for 203 yards and two touchdowns, and Keith Ford added 114 yards rushing and three touchdowns for Texas A&M. The Aggies lost for only the second time in six openers under coach Kevin Sumlin.

Rosen spent much of the game under constant pressure from Texas A&M for the second straight season until mounting the stunning comeback. After being sacked five times last season in a 31-24 overtime loss at College Station, Rosen was dropped three times and lost two fumbles in his return after missing the final six games last year with a shoulder injury.

Texas A&M had largely dominated the line of scrimmage on both sides of the ball, rushing for 382 yards and limiting UCLA to 70 yards on the ground. Williams had a 72-yard run where he bounced outside and raced down the UCLA sideline, which set up a 2-yard rushing touchdown by Ford, and the sophomore added a 61-yard scoring run late in the first half.

	1	2	3	4	SCORE
LOUISIANA	0	21	0	0	21
TEXAS A&M	7	7	17	14	45

## SCORING SUMMARY

<b>1ST</b>	03:43	TAMU	Kirk 1 yd pass from Mond (LaCamera kick)	4-51 1:37
<b>2ND</b>	14:10	LA	Ragas 3 yd run (C. Linden kick)	4-12 1:51
	13:52	TAMU	Ausbon 24 yd pass from Mond (LaCamera kick)	1-24 0:18
	09:15	LA	Malone 8 yd pass from Davis (Artigue kick)	6-37 3:00
<b>3RD</b>	00:07	LA	Wright 1 yd pass from Davis (Artigue kick)	13-81 2:55
	10:27	TAMU	Mond 5 yd run (LaCamera kick)	9-81 2:19
	06:23	TAMU	Buckley 12 yd pass from Mond (LaCamera kick)	10-74 3:04
<b>4TH</b>	00:43	TAMU	LaCamera 28 yd field goal	11-67 3:41
	14:51	TAMU	Dodson 40 yd interception return (LaCamera kick)	-
	06:41	TAMU	Kibodi 67 yd run (LaCamera kick)	2-61 0:56

	ULL	TAMU
FIRST DOWNS	17	27
RUSHES-YARDS (NET)	29-93	40-179
PASSING YDS (NET)	216	301
Passes Att-Comp-Int	44-28-3	34-21-1
TOTAL OFFENSE PLAYS-YARDS	73-309	74-480
Fumble Returns-Yards	0-0	1-4
Punt Returns-Yards	0-0	2-24
Kickoff Returns-Yards	2-36	4-98
Interception Returns-Yards	1-4	3-55
Punts (Number-Avg)	8-43.4	4-48.8
Fumbles-Lost	4-2	5-1
Penalties-Yards	4-25	3-17
Possession Time	29:10	30:50
Third-Down Conversions	4 of 15	5 of 13
Fourth-Down Conversions	1 of 1	0 of 1
Red-Zone Scores-Chances	3-3	4-6
Sacks By: Number-Yards	1-8	2-10

**RUSHING:** ULL-Trey Ragas 14-93; Jordan Davis 8-4; Ryheem Malone 1-2; Darius Hoggins 1-minus 2; E. Mitchell 5-minus 4. **TEXAS A&M**-Jacob Kibodi 4-101; Kendall Bussey 13-88; Kwame Etwi 6-35; Kellen Mond 7-4; Keith Ford 7-minus 4; Shane Tripucka 1-minus 8; TEAM 2-minus 37.

**PASSING:** ULL-Jordan Davis 27-43-3-197; Darius Hoggins 1-1-0-19. **TEXAS A&M**-Kellen Mond 21-34-1-301.

**RECEIVING:** ULL-Keenan Barnes 12-118; Ryheem Malone 5-40; Mic. Jacquet 3-20; J. Bradley 2-16; Chase Rogers 2-4; Jordan Davis 1-19; E. Mitchell 1-6; Jordan Wright 1-1; Darius Hoggins 1-minus 8. **TEXAS A&M**-Jhamon Ausbon 4-69; Christian Kirk 3-34; Keith Ford 3-16; Damion Ratley 2-86; Roshauud Paul 2-16; Tanner Schorp 2-5; Aaron Hansford 1-28; Kendrick Rogers 1-16; Clyde Chriss 1-13; Camron Buckley 1-12; Kendall Bussey 1-6.

**INTERCEPTIONS:** ULL-Tracy Walker 1-4. **TEXAS A&M**-Armani Watts 2-15; Tyrel Dodson 1-40.

**FUMBLES:** ULL-Jordan Davis 2-2; Chase Rogers 1-0; E. Mitchell 1-0. **TEXAS A&M**-Kellen Mond 2-0; Christian Kirk 1-1; Erik McCoy 1-0; Colton Prater 1-0.

	-- TEXAS A&M (3-1, 1-0)	50
	-- ARKANSAS (1-2, 0-1)	43

SATURDAY, SEPT. 23 • ATT STADIUM • IRVING, TEXAS  
ATTENDANCE: 64,668 • TV: ESPN

**ARLINGTON, Texas (AP)** -- Armani Watts intercepted a pass in overtime and Texas A&M extended its win streak to six games against Arkansas with a 50-43 victory on Saturday.

Christian Kirk had given the Aggies the lead on a 10-yard touchdown reception, his third score of the day, on the first possession of overtime before Watts intercepted Arkansas quarterback Austin Allen in the end zone on a third-down play.

It was the third time in four years that A&M and Arkansas needed overtime to decide a winner, and the Aggies continued to serve as a stumbling block for the Razorbacks.

The Aggies are now 6-0 in the series since joining the SEC in 2012 and, along with No. 1 Alabama, are the two SEC West teams that Arkansas have failed to defeat during that time.

The lead changed hands four times in the fourth quarter before Texas A&M kicker Daniel LaCamera tied it at 43 on 27-yard field goal with four seconds remaining.

Keith Ford's 44-yard run gave Texas A&M a 33-28 lead with 8:46 remaining. Arkansas then countered when Jonathan Nance caught a 44-yard touchdown pass with 5:21 to go to restore the lead at 36-33.

That lead lasted 11 seconds after Kirk returned the ensuing kick-off 100 yards for a score, giving A&M another brief lead before David Williams scored on 4-yard run with 3:39 remaining.

Allen completed 12 of 25 passes for 229 yards and two touchdowns, with 100 of those yards to Nance on three receptions.

Kellen Mond completed 14 of 27 passes for 216 yards and ran for 109 more. Ford ran for 102 yards and had a pair of touchdowns.

The Aggies had to overcome a bit of bad luck in the first half after a review of a big play didn't go their way.

In the second quarter Mond appeared to score on an 89-yard touchdown run, but was ruled out of bounds at the 10-yard line. It was clear in replays that Mond didn't step out of bounds, and the SEC issued a statement that the call was incorrect, but since the whistle had blown it was a dead play at the 10.

Three plays later A&M had to settle for a 27-yard field goal, cutting the score to 21-10.

	1	2	3	4	OT	SCORE
TEXAS A&M	7	10	7	19	7	50
ARKANSAS	7	14	7	15	0	43

## SCORING SUMMARY

<b>1ST</b>	09:04	AR	Cornelius 6 yd pass from Allen (Limpert kick)	7-65 3:27
	08:02	TAMU	Kirk 81 yd pass from Mond (LaCamera kick)	3-85 1:02
<b>2ND</b>	14:54	AR	Williams 2 yd pass from Kelley (Limpert kick)	11-82 5:25
	10:21	AR	Hayden 6 yd run (Limpert kick)	2-30 0:31
	08:03	TAMU	LaCamera 27 yd field goal	5-79 2:18
<b>3RD</b>	01:57	TAMU	Williams 18 yd run (LaCamera kick)	6-82 2:14
	08:48	TAMU	Ford 23 yd run (LaCamera kick)	9-71 3:37
	01:53	AR	Williams 1 yd run (Limpert kick)	6-71 2:11
<b>4TH</b>	11:40	TAMU	LaCamera 37 yd field goal	13-56 5:13
	08:46	TAMU	Ford 44 yd run (Mond pass-attempt failed)	3-53 0:47
	05:21	AR	Nance 44 yd pass from Allen (Patton pass from Allen)	7-79 3:25
	05:10	TAMU	Kirk 100 yd kickoff return (LaCamera kick)	-
	03:39	AR	Williams 4 yd run (Limpert kick)	4-75 1:31
<b>OT</b>	00:04	TAMU	LaCamera 27 yd field goal	11-40 3:35
	15:00	TAMU	Kirk 10 yd pass from Mond (LaCamera kick)	3-25 0:00

	TAMU	ARK
FIRST DOWNS	20	21
RUSHES-YARDS (NET)	42-285	45-226
PASSING YDS (NET)	216	231
Passes Att-Comp-Int	27-14-1	27-13-1
TOTAL OFFENSE PLAYS-YARDS	69-501	72-457
Fumble Returns-Yards	0-0	0-0
Punt Returns-Yards	0-0	0-0
Kickoff Returns-Yards	6-179	4-86
Interception Returns-Yards	1-0	1-3
Punts (Number-Avg)	4-42.5	7-43.9
Fumbles-Lost	0-0	0-0
Penalties-Yards	6-36	9-69
Possession Time	27:43	32:17
Third-Down Conversions	6 of 15	5 of 13
Fourth-Down Conversions	2 of 2	0 of 0
Red-Zone Scores-Chances	5-5	5-6
Sacks By: Number-Yards	6-39	1-5

**RUSHING:** Texas A&M-Kellen Mond 10-109; Keith Ford 14-102; T. Williams 17-72; Kendall Bussey 1-2. **Arkansas**-Chase Hayden 13-77; David Williams 11-68; Jordan Jones 2-50; Devwah Whaley 6-38; Cole Kelley 4-21; T.J. Hammons 1-8; Ke. Jackson 1-0; Austin Allen 7-minus 36.

**PASSING:** Texas A&M-Kellen Mond 14-27-1-216. **Arkansas**-Austin Allen 12-25-1-229; Cole Kelley 1-2-0-2.

**RECEIVING:** Texas A&M-Christian Kirk 5-110; Jhamon Ausbon 5-48; Damion Ratley 2-57; Roshauud Paul 1-3; T. Williams 1-minus 2. **Arkansas**-Jonathan Nance 3-100; Jared Cornelius 3-35; Austin Cantrell 2-39; C. O'Grady 2-30; David Williams 2-28; Jordan Jones 1-minus 1.

**INTERCEPTIONS:** Texas A&M-Armani Watts 1-0. **Arkansas**-Henre' Toliver 1-3.

**FUMBLES:** Texas A&M-None. **Arkansas**-None.



# GAME SUMMARIES



-/- **SOUTH CAROLINA** (3-2, 1-2) **17**  
 -/- **TEXAS A&M** (4-1, 2-0) **24**

**SATURDAY, SEPT. 30 • KYLE FIELD • COLLEGE STATION, TEXAS**  
**ATTENDANCE: 96,430 • TV: SEC NETWORK**

**COLLEGE STATION, Texas (AP) --** Keith Ford ran for 70 yards and two touchdowns, including the go-ahead 17-yard score in the fourth quarter, to lift Texas A&M to a 24-17 win over South Carolina on Saturday night.

Freshman Kellen Mond threw for 159 yards and ran for 95 to help the Aggies (4-1, 2-0 Southeastern Conference) rally for the victory.

Texas A&M trailed by a touchdown entering the fourth quarter before Ford tied it up with a 7-yard run.

Mond looked to have scored two plays earlier, but Camron Buckley delivered a helmet-to-helmet hit while blocking on the play and it was called back. Buckley, who was called for a holding penalty earlier in the drive, was ejected for targeting after the play was reviewed.

Otaro Alaka sacked Jake Bentley on third down on South Carolina's next drive to force a punt.

Ford put the Aggies on top on their ensuing possession when he dragged three defenders into the end zone for that 17-yard touchdown, which made it 24-17.

Bentley was sacked twice on South Carolina's next drive and the Aggies got the ball back and they used run after run to get the clock down to less than two minutes.

Bentley threw for 256 yards and two touchdowns for South Carolina (3-2, 1-2), but he was sacked seven times behind a line that often didn't give him enough time to make plays.

Alaka led the way on defense for the Aggies, finishing with nine tackles, including five for losses and two sacks.

Bentley pushed South Carolina's lead to 17-7 when he connected with OrTre Smith on a 13-yard touchdown pass with about nine minutes left in the third quarter.

The Aggies took a 7-0 lead on a 1-yard touchdown run by Trayveon Williams early in the second quarter. South Carolina tied it up when Bentley wriggled out of a would-be sack and found Shi Smith wide open on a 45-yard touchdown pass to tie it at 7-all with about 13 minutes left in the second quarter.

The Gamecocks took a 10-7 lead on a 29-yard field goal by Parker White with about nine minutes left in the first half.

They had a chance to add to their lead when they were driving inside the 10-yard line late in the second quarter, but Bentley was sacked by Landis Durham, who caused a fumble which the Aggies recovered to end the drive.

South Carolina had a shot to take an early lead after recovering the ball after Christian Kirk fumbled a punt in the first quarter. But White's 46-yard field goal attempt sailed wide left.

South Carolina receiver Terry Googer was carted off the field on a stretcher after a hit on a punt. But school officials said he was moving all of his extremities after arriving at the hospital and coach Will Muschamp said on the television broadcast at halftime that he was OK.

	1	2	3	4	SCORE
<b>SOUTH CAROLINA</b>	0	10	7	0	<b>17</b>
<b>TEXAS A&amp;M</b>	0	7	3	14	<b>24</b>

## SCORING SUMMARY

<b>2ND</b>	14:45	TAMU	Williams 1 yd run (LaCamera kick)	10-55 4:33
	12:45	SC	Smith 45 yd pass from Bentley (White kick)	5-75 2:00
	09:12	SC	White 29 yd field goal	6-39 2:30
<b>3RD</b>	09:24	SC	Smith 13 yd pass from Bentley (White kick)	6-80 2:17
	00:59	TAMU	LaCamera 46 yd field goal	12-55 5:01
<b>4TH</b>	12:27	TAMU	Ford 7 yd run (LaCamera kick)	7-55 2:26
	07:42	TAMU	Ford 17 yd run (LaCamera kick)	5-46 2:12

	SC	TAMU
FIRST DOWNS	14	20
RUSHES-YARDS (NET)	26-23	49-237
PASSING YDS (NET)	256	159
Passes Att-Comp-Int	30-17-0	27-19-0
TOTAL OFFENSE PLAYS-YARDS	56-279	76-396
Fumble Returns-Yards	0-0	0-0
Punt Returns-Yards	1-3	1--1
Kickoff Returns-Yards	3-72	2-10
Interception Returns-Yards	0-0	0-0
Punts (Number-Avg)	7-44.3	8-40.5
Fumbles-Lost	1-1	2-1
Penalties-Yards	2-10	5-47
Possession Time	25:53	34:07
Third-Down Conversions	2 of 13	7 of 16
Fourth-Down Conversions	0 of 1	0 of 0
Red-Zone Scores-Chances	2-3	3-3
Sacks By: Number-Yards	1-8	7-56

**RUSHING: SC**-T. Williams 14-73; A.J. Turner 1-0; Rico Dowdle 2-minus 4; Jake Bentley 9-minus 46. **TEXAS A&M**-Kellen Mond 16-95; Keith Ford 12-70; T. Williams 16-56; Kendall Bussey 3-12; Roshauud Paul 1-6; TEAM 1-minus 2.

**PASSING: SC**-Jake Bentley 17-30-0-256. **TEXAS A&M**-Kellen Mond 19-27-0-159.

**RECEIVING: SC**-Hayden Hurst 6-76; Bryan Edwards 4-68; Shi Smith 3-86; OrTre Smith 3-28; T. Williams 1-minus 2. **TEXAS A&M**-Damion Ratley 4-40; Christian Kirk 4-13; Jhamon Ausbon 3-43; T. Williams 3-22; Keith Ford 2-10; Kendall Bussey 1-19; Camron Buckley 1-11; Roshauud Paul 1-1.

**INTERCEPTIONS: SC**-None. **TEXAS A&M**-None.

**FUMBLES: SC**-Jake Bentley 1-1. **TEXAS A&M**-Kalvin Cline 1-0; Christian Kirk 1-1.



1/1 **ALABAMA** (6-0, 3-0) **27**  
 -/- **TEXAS A&M** (4-2, 2-1) **19**

**SATURDAY, OCT. 7 • KYLE FIELD • COLLEGE STATION, TEXAS**  
**ATTENDANCE: 101,058 • TV: ESPN**

**COLLEGE STATION, Texas (AP) --** Damien Harris ran for 124 yards and a touchdown, and Jalen Hurts had a touchdown pass and ran for another score to help top-ranked Alabama remain undefeated with a 27-19 win over Texas A&M on Saturday night.

The Aggies (4-2, 2-1 Southeastern Conference), who entered the game as 26 1/2 point underdogs, made the game interesting, but in the end freshman quarterback Kellen Mond was simply too inexperienced to help them topple a team as talented as Alabama.

Alabama (6-0, 3-0) had rolled past Vanderbilt and Mississippi by a combined score of 125-3 over the last two weeks, but got much more of a test from the young Aggies.

Mond was 19 of 29 for 237 yards with a touchdown and an interception. He also ran for a touchdown and lost a fumble.

Hurts threw for 123 yards and ran for 56.

Mond connected with Damion Ratley on a 32-yard pass on fourth-and-9 to get the Aggies to the 3 late in the third quarter. They were facing another fourth down later in the possession when Mond evaded one sack and got the ball off just as he was hit, finding Christian Kirk on for a 2-yard touchdown pass to get the Aggies to 24-10. Kirk grabbed the ball just before his knee hit the ground.

The Aggies were driving again early in the fourth quarter when Minkah Fitzpatrick intercepted Mond near the goal line for his first pick this season.

But Alabama couldn't move the ball and had to punt out of the end zone. Cullen Gillaspia, who wears Texas A&M's beloved 12th man jersey, blocked JK Scott's punt in the end zone for a safety to make it 24-12.

Texas A&M couldn't do anything on its next drive, with Mond getting sacked twice and losing two yards on a run to force the Aggies to punt.

Alabama added a field goal with about two minutes left to make it 27-12.

Mond cut the lead to 8 with a 1-yard run with 17 seconds left, but the Aggies ran out of time to do anything else.

Alabama took its opening drive of the second half 75 yards, capped by an 8-yard touchdown pass from Hurts to Henry Ruggs to extend the lead to 24-3 early in the third quarter.

Later in the third quarter Robert Foster simply dropped what should have been an easy catch before fumbling after a catch on the same drive. It was Alabama's first turnover since Nov. 24, 2016 and earned Foster a talking to from coach Nick Saban as soon as he reached the sideline.

The Aggies led 3-0 early after Daniel LaCamera made the longest field goal of his career and the first over 50 yards with a 52-yard field goal.

The lead didn't last long as Damien Harris ran 75 yards for a touchdown on the first play of the next series.

	1	2	3	4	SCORE
<b>ALABAMA</b>	7	10	7	3	<b>27</b>
<b>TEXAS A&amp;M</b>	3	0	7	9	<b>19</b>

## SCORING SUMMARY

<b>1ST</b>	09:59	TAMU	LaCamera 52 yd field goal	5-36 1:37
	09:46	UA	Harris 75 yd run (Pappanastos kick)	1-75 0:13
<b>2ND</b>	05:41	UA	Pappanastos 34 yd field goal	12-75 4:33
	03:16	UA	Hurts 1 yd run (Pappanastos kick)	4-43 1:49
<b>3RD</b>	11:01	UA	Ruggs III 8 yd pass from Hurts (Pappanastos kick)	9-75 3:59
	01:39	TAMU	Kirk 2 yd pass from Mond (LaCamera kick)	8-36 5:11
<b>4TH</b>	10:18	TAMU	Gillaspia safety	
	02:09	UA	Pappanastos 44 yd field goal	10-52 4:40
	00:17	TAMU	Mond 1 yd run (LaCamera kick)	7-64 1:52

	UA	TAMU
FIRST DOWNS	16	16
RUSHES-YARDS (NET)	44-232	40-71
PASSING YDS (NET)	123	237
Passes Att-Comp-Int	22-13-0	29-19-1
TOTAL OFFENSE PLAYS-YARDS	66-355	69-308
Fumble Returns-Yards	0-0	0-0
Punt Returns-Yards	3-10	1-3
Kickoff Returns-Yards	1-39	4-52
Interception Returns-Yards	1-0	0-0
Punts (Number-Avg)	5-29.2	5-47.6
Fumbles-Lost	2-1	3-2
Penalties-Yards	6-50	6-45
Possession Time	27:32	32:28
Third-Down Conversions	4 of 14	3 of 14
Fourth-Down Conversions	1 of 1	2 of 4
Red-Zone Scores-Chances	3-4	2-3
Sacks By: Number-Yards	4-27	3-19

**RUSHING: UA**-Damien Harris 14-124; Jalen Hurts 14-56; Bo Scarbrough 15-55; TEAM 1-minus 3. **TEXAS A&M**-T. Williams 15-38; Keith Ford 11-19; Kellen Mond 14-14.


**PASSING: UA**-Jalen Hurts 13-22-0-123. **TEXAS A&M**-Kellen Mond 19-29-1-237.

**RECEIVING: UA**-Calvin Ridley 5-68; Bo Scarbrough 3-21; Jerry Jeudy 2-24; Henry Ruggs III 1-8; Irv Smith 1-1; Robert Foster 1-1. **TEXAS A&M**-T. Williams 4-60; Christian Kirk 4-52; Keith Ford 4-17; Jhamon Ausbon 3-23; Roshauud Paul 2-14; Camron Buckley 1-39; Damion Ratley 1-32.

**INTERCEPTIONS: UA**-M. Fitzpatrick 1-0. **TEXAS A&M**-None.

**FUMBLES: UA**-Robert Foster 1-1; Jalen Hurts 1-0. **TEXAS A&M**-T. Williams 1-1; Christian Kirk 1-0; Kellen Mond 1-1.

# GAME SUMMARIES

	-/-	<b>TEXAS A&amp;M</b> (5-2, 3-1)	<b>19</b>
	-/-	<b>FLORIDA</b> (3-3, 3-2)	<b>17</b>

**SATURDAY, OCT. 14 • BEN HILL GRIFFIN STADIUM • GAINESVILLE, FL**  
**ATTENDANCE: 86, 114 • TV: ESPN2**

**GAINESVILLE, Fla. (AP)** -- Kellen Mond made several huge plays, Daniel LaCamera kicked four field goals and Texas A&M handed Florida a second home loss in as many weeks, 19-17 on Saturday night.

LaCamera's 32-yarder with 58 seconds remaining proved to be the difference, but Mond made everything happen for the Aggies (5-2, 3-1 Southeastern Conference). The freshman completed eight passes for 180 yards, and added 52 yards and a touchdown on the ground.

Mond had completions of 40 and 42 yards to set up fourth-quarter field goals, and Christian Kirk returned a punt 43 yards to set up the game-winner.

Florida (3-3, 3-2) had one final chance in its new, alligator-skin uniforms, but Feleipe Franks threw an interception on first down to end any chance of a comeback.

The loss essentially knocked the Gators out of contention in the SEC's Eastern Division race and surely will stoke more questions about the direction of the programs -- mostly the offense -- in coach Jim McElwain's third season.

Florida dominated in yards (371-263) and first downs (17-10), but came up short on the scoreboard.

The Gators may have been fortunate to score their first touchdown, which came after a bizarre do-over late in the second quarter.

Lamical Perine was seemingly stopped short on a fourth-and-1 play at the Texas A&M 17-yard line. But officials supposedly whistled the play dead before the snap. So Perine got another shot, picked up the first down and then scored on the next play against the stunned Aggies.

Perine made three defenders miss and then carried a fourth into the end zone for a 15-yard touchdown and a 10-3 lead.

Texas A&M tied the game on the opening possession of the second half. Mond completed a 30-yard pass to Camron Buckley to start the drive and capped it with a 9-yard run on a third-and-goal draw play that caught the Gators off guard.

The Gators responded two series later, thanks mostly to Franks' 79-yard run in which five tackles failed to bring him down. Franks zigzagged his way across the field before getting brought down at the 13-yard line. A sideline infraction penalty moved the ball to the 6, and Dre Massey scored on a jet sweep on the first play of the fourth quarter.

But the Aggies controlled the final frame.

	1	2	3	4	SCORE
<b>TEXAS A&amp;M</b>	3	0	7	9	<b>19</b>
<b>FLORIDA</b>	3	7	0	7	<b>17</b>

## SCORING SUMMARY

<b>1ST</b>	07:47	UF	Pineiro 29 yd field goal	13-63	5:49
	02:08	TAMU	LaCamera 46 yd field goal	7-38	2:33
<b>2ND</b>	01:41	UF	Perine 15 yd run (Pineiro kick)	7-55	2:58
<b>3RD</b>	11:12	TAMU	Mond 9 yd run (LaCamera kick)	6-55	1:39
<b>4TH</b>	14:54	UF	Massey 6 yd run (Pineiro kick)	4-90	1:50
	12:35	TAMU	Camera 43 yd field goal	7-40	2:19
	07:37	TAMU	LaCamera 25 yd field goal	9-57	2:37
	00:58	TAMU	LaCamera 32 yd field goal	9-24	3:22

	TAMU	UF
FIRST DOWNS	10	17
RUSHES-YARDS (NET)	38-83	42-242
PASSING YDS (NET)	180	129
Passes Att-Comp-Int	24-8-1	26-17-2
TOTAL OFFENSE PLAYS-YARDS	62-263	68-371
Fumble Returns-Yards	0-0	0-0
Punt Returns-Yards	3-58	1-9
Kickoff Returns-Yards	0-0	4-82
Interception Returns-Yards	2-0	1-0
Punts (Number-Avg)	8-48.6	9-45.0
Fumbles-Lost	1-0	0-0
Penalties-Yards	7-46	6-44
Possession Time	26:42	33:18
Third-Down Conversions	4 of 16	4 of 15
Fourth-Down Conversions	0 of 0	1 of 1
Red-Zone Scores-Chances	4-4	3-3
Sacks By: Number-Yards	5-19	2-15


**RUSHING: Texas A&M**-Kellen Mond 15-52; Keith Ford 9-22; T. Williams 10-18; Kendall Bussey 1-3; TEAM 3-minus 12. **Florida**-Davis, M. 18-97; Franks, F. 9-82; Perine, L. 13-54; Massey, D. 2-9.

**PASSING: Texas A&M**-Kellen Mond 8-24-1-180. **Florida**-Franks, F. 17-26-2-129.

**RECEIVING: Texas A&M**-Damion Ratley 2-72; Christian Kirk 2-44; T. Williams 2-15; Camron Buckley 1-33; Jhamon Ausbon 1-16. **Florida**-Goolsby, D. 6-35; Powell, B. 5-37; Davis, M. 2-22; Hammond, J. 2-16; Swain, F. 1-12; McCoy, T. 1-7.

**INTERCEPTIONS: Texas A&M**-Tyrel Dodson 1-0; Armani Watts 1-0. **Florida**-Taylor, J. 1-0.

**FUMBLES: Texas A&M**-TEAM 1-0. **Florida**-None.

	-/-	<b>MISSISSIPPI STATE</b> (6-2, 2-2)	<b>35</b>
	-/24	<b>TEXAS A&amp;M</b> (5-3, 3-2)	<b>14</b>

**SATURDAY, OCT. 28 • KYLE FIELD • COLLEGE STATION, TEXAS**  
**ATTENDANCE: 96,128 • TV: ESPN**

**COLLEGE STATION, Texas (AP)** -- Mississippi State defeats the Aggies 35-14 at Kyle Field.

AGM freshman quarterback Kellen Mond (8 of 26 for 56 yards with two interceptions) had his worst game as a starter, prompting calls from fans for backup Nick Starkel, who won the starting job in August but broke his ankle in the opener at UCLA.

Starkel came on for a roughed-up Mond in the fourth quarter but threw an interception returned 90 yards for a touchdown by MSU cornerback Jamal Peters. Starkel rebounded on AGM's next offensive series with a 70-yard touchdown pass to Camron Buckley with the game well out of reach for the Aggies.

Mississippi State (6-2, 3-2 SEC) hadn't won or lost a game by less than 25 points headed into Saturday's contest, when the visitor triumphed for the first time in the last five meetings between the SEC West foes. The Aggies (5-3, 3-2 SEC) were coming off their bye week, but looked like the worn team against MSU.

The Bulldogs burst to a 14-0 halftime lead thanks to a run-stuffing and pass-swatting defense. Quarterback Nick Fitzgerald got the Bulldogs on the board late in the first quarter with a 2-yard touchdown run to cap a 16-play, 86-yard drive.

	1	2	3	4	SCORE
<b>MISSISSIPPI ST</b>	7	7	14	7	<b>35</b>
<b>TEXAS A&amp;M</b>	0	0	7	7	<b>14</b>

## SCORING SUMMARY

<b>1ST</b>	03:34	MS	Fitzgerald 2 yd run (Christmann kick)	16-86	8:13
<b>2ND</b>	03:30	MS	Gray 8 yd pass from Fitzgerald (Christmann kick)	4-53	1:34
<b>3RD</b>	11:47	MS	Thomas 10 yd pass from Fitzgerald (Christmann kick)	6-73	2:49
	08:20	TAMU	Ford 1 yd run (LaCamera kick)	10-76	3:27
	05:00	MS	Gibson 14 yd run (Christmann kick)	3-32	1:04
<b>4TH</b>	07:23	MS	Peters 90 yd interception return (Christmann kick)	-	-
	05:15	TAMU	Buckley 70 yd pass from Starkel (LaCamera kick)	5-83	2:08

	TAMU	ARK
FIRST DOWNS	19	15
RUSHES-YARDS (NET)	52-228	28-96
PASSING YDS (NET)	141	189
Passes Att-Comp-Int	21-12-1	41-16-3
TOTAL OFFENSE PLAYS-YARDS	73-369	69-285
Fumble Returns-Yards	0-0	0-0
Punt Returns-Yards	2-7	2-29
Kickoff Returns-Yards	1-29	3-55
Interception Returns-Yards	3-113	1-0
Punts (Number-Avg)	7-31.4	8-43.8
Fumbles-Lost	2-0	0-0
Penalties-Yards	5-45	4-30
Possession Time	36:09	23:51
Third-Down Conversions	6 of 14	7 of 17
Fourth-Down Conversions	0 of 0	0 of 1
Red-Zone Scores-Chances	4-4	1-2
Sacks By: Number-Yards	3-13	2-7

**RUSHING: Miss St**-Nick Fitzgerald 18-105; Aeris Williams 22-68; Nick Gibson 4-43; Kylin Hill 5-10; Dontavian Lee 1-4; Team 2-minus 2. **Texas A&M**-T. Williams 10-32; Kellen Mond 6-32; Keith Ford 8-25; Kendall Bussey 3-11; Nick Starkel 1-minus 4.

**PASSING: Miss St**-Nick Fitzgerald 12-21-1-141. **Texas A&M**-Kellen Mond 8-26-2-56; Nick Starkel 8-15-1-133.

**RECEIVING: Miss St**-Jesse Jackson 4-39; Farrod Green 3-51; Keith Mixon 1-17; Nick Gibson 1-12; Jordan Thomas 1-10; Donald Gray 1-8; Justin Johnson 1-4. **Texas A&M**-Christian Kirk 5-33; Jhamon Ausbon 3-25; Camron Buckley 2-88; Kendall Bussey 2-25; T. Williams 2-7; Damion Ratley 1-7; Roshauud Paul 1-4.

**INTERCEPTIONS: Miss St**-Jamal Peters 1-90; Lashard Durr 1-20; Mark McLaurin 1-3. **Texas A&M**-Otaro Alaka 1-0.

**FUMBLES: Miss St**-Aeris Williams 1-0; Kylin Hill 1-0. **Texas A&M**-None.

# GAME SUMMARIES



14/16 **AUBURN** (7-2, 5-1) **42**  
 -/- **TEXAS A&M** (5-4, 3-3) **27**

**SATURDAY, NOV. 4 • KYLE FIELD • COLLEGE STATION, TEXAS**  
**ATTENDANCE: 100,257 • TV: ESPN**

**COLLEGE STATION, Texas (AP)** -- When Auburn coach Gus Malzahn has had championship teams in the past he's seen the players take things up a notch this time of year.

In a win over Texas A&M on Saturday he saw that quality in his 16th-ranked team, and it left him feeling encouraged with a huge test looming next week against No. 2 Georgia.

Jarrett Stidham threw for 268 yards and three touchdowns as Auburn pulled away in the second half and cruised to a 42-27 win over Texas A&M.

Kerryon Johnson added 145 yards rushing and a touchdown and provided a highlight-reel play with a nifty one-handed catch for an 11-yard gain on third down in the fourth to keep a drive going.

Eli Stove capped that possession with a 4-yard touchdown run that pushed the lead to 42-20 to put the game out of reach. That possession came after Auburn's defense stopped the Aggies on fourth down from the 4.

Auburn (7-2, 5-1 SEC) led by eight at halftime and made it 28-13 when Stidham connected with Ryan Davis on a 4-yard touchdown reception early in the third quarter.

The Aggies (5-4, 3-3) were forced to punt on their next drive and Shane Tripucka, who had a punt blocked for a touchdown in the first half, didn't get this one off cleanly either and it went just 16 yards to give Auburn good field position.

Malzahn thought that the blocked punt for a touchdown was one of the most important plays of the game.

Darius Slayton beat A&M's defenders for the second time soon after that, and Stidham found him for a 46-yard reception to set up a 2-yard TD run by Johnson to extend the lead to 35-13.

Coach Kevin Sumlin benched freshman quarterback Kellen Mond in the second quarter after went 5 for 11 for 16 yards. Nick Starkel, who opened the season as the starter before breaking his ankle in the opener, took over and threw for 184 yards and two scores.

Starkel passed for 184 yards and two scores.

	1	2	3	4	SCORE
<b>AUBURN</b>	0	21	14	7	<b>42</b>
<b>TEXAS A&amp;M</b>	3	10	7	7	<b>27</b>

## SCORING SUMMARY

<b>1ST</b>	12:02	TAMU	LaCamera 39 yd field goal	9-54 2:58
<b>2ND</b>	10:50	AU	Johnson 2 yd pass from Stidham (Carlson kick)	12-75 3:54
	04:01	TAMU	Ford 2 yd run (LaCamera kick)	9-80 3:11
	02:39	TAMU	LaCamera 25 yd field goal	5-43 0:57
	01:36	AU	Slayton 53 yd pass from Stidham (Carlson kick)	4-75 1:03
	00:20	AU	Miller 0 yd blocked punt return (Carlson kick)	
<b>3RD</b>	10:45	AU	Davis 4 yd pass from Stidham (Carlson kick)	5-64 1:51
	08:48	AU	Johnson 2 yd run (Carlson kick)	3-47 0:53
	06:09	TAMU	Ratley 62 yd pass from Starkel (LaCamera kick)	6-75 2:39
<b>4TH</b>	05:08	AU	Stove 4 yd run (Carlson kick)	13-96 8:17
	03:11	TAMU	Ratley 8 yd pass from Starkel (LaCamera kick)	7-28 1:57

	AU	TAMU
FIRST DOWNS	23	13
RUSHES-YARDS (NET)	52-228	34-143
PASSING YDS (NET)	268	200
Passes Att-Comp-Int	27-20-0	33-16-0
TOTAL OFFENSE PLAYS-YARDS	79-496	67-343
Fumble Returns-Yards	0-0	0-0
Punt Returns-Yards	2-40	0-0
Kickoff Returns-Yards	2-38	2-89
Interception Returns-Yards	0-0	0-0
Punts (Number-Avg)	5-47.4	6-43.2
Fumbles-Lost	0-0	1-0
Penalties-Yards	3-34	2-20
Possession Time	35:44	24:16
Third-Down Conversions	6 of 14	6 of 18
Fourth-Down Conversions	0 of 1	1 of 2
Red-Zone Scores-Chances	4-4	3-4
Sacks By: Number-Yards	1-5	2-9

**RUSHING: AUBURN**-Kerryon Johnson 29-145; Kam Martin 13-46; Jarrett Stidham 7-27; Eli Stove 3-10. **TEXAS A&M**-T. Williams 15-103; Keith Ford 14-45; Kendall Bussey 1-0; Nick Starkel 2-minus 2; Kellen Mond 2-minus 3.

**PASSING: AUBURN**-Jarrett Stidham 20-27-0-268. **TEXAS A&M**-Nick Starkel 11-22-0-184; Kellen Mond 5-11-0-16.

**RECEIVING: AUBURN**-Ryan Davis 7-80; Kerryon Johnson 5-29; Eli Stove 4-40; Darius Slayton 2-99; Will Hastings 1-14; Chandler Cox 1-6. **TEXAS A&M**-Christian Kirk 8-62; Damion Ratley 4-82; T. Williams 2-41; Keith Ford 1-9; Roshauud Paul 1-6.

**INTERCEPTIONS: AUBURN**-None. **TEXAS A&M**-None.

**FUMBLES: AUBURN**-None. **TEXAS A&M**-Nick Starkel 1-0.



-/- **NEW MEXICO** (6-0, 3-0) -  
 -/- **TEXAS A&M** (5-4, 3-3) -

**SATURDAY, NOV. 11 • KYLE FIELD • COLLEGE STATION, TEXAS**  
**ATTENDANCE: - • TV: ESPNU**