

SAN JOSÉ STATE SPARTANS BASKETBALL

Men's Basketball Contact: Dominic Urrutia | dominic.urrutia@sjsu.edu | 408-334-0843

SCHEDULE / RESULTS (3-11, 0-3 MW)

DATE	OPPONENT (TV)	RESULTS/TIME
Nov. 10	Antelope Valley (MW)	W, 97-45
12	San Diego (MW)	L, 81-64
16	at Southern Utah (Pluto TV)	L, 81-69
19	#22-Saint Mary's (Facebook)	L, 79-61
22	Idaho State (MW)	W, 62-54
29	at Bowling Green State (ESPN3)	L, 85-79
Dec. 2	at Southern Illinois (ESPN3)	L, 76-58
5	at Denver (Altitude 2)	L, 58-56
9	at Portland (TheW.tv)	L, 64-55
17	South Dakota (MW)	L, 76-62
21	at Santa Clara (TheW.tv)	W, 75-63
27	at Utah State * (MW)	L, 86-72
30	Colorado State * (MW)	L, 59-52
Jan. 3	UNLV * (AT&T SportsNet)	L, 82-76 (OT)
6	at New Mexico * (MW)	7:00 p.m.
9	at San Diego State * (CBS Sports Network)	8:00 p.m.
13	Air Force * (MW)	2:00 p.m.
17	Nevada * (CBS Sports Network)	7:30 p.m.
24	at Boise State * (AT&T SportsNet)	8:00 p.m.
27	Wyoming * (MW)	2:00 p.m.
30	at UNLV * (AT&T SportsNet)	8:00 p.m.
Feb. 3	New Mexico * (AT&T SportsNet)	3:00 p.m.
10	at Colorado State * (MW)	2:00 p.m.
14	Fresno State * (MW)	7:00 p.m.
17	at Wyoming * (MW)	2:00 p.m.
21	at Nevada * (ESPN 3)	7:00 p.m.
24	San Diego State * (ESPN U 3)	7:00 p.m.
28	Utah State * (MW)	7:00 p.m.
Mar. 3	at Air Force * (MW)	2:00 p.m.

All Times Local To Site
* - Mountain West Game

Home Games In Bold
MW - Mountain West Network

PRONUNCIATION GUIDE

2	Nai Carlisle	nye, like Bill Nye
11	Ryan Parilla	puh-rill-uh
13	Oumar Barry	oo-mar
20	Noah Baumann	bow-mann
32	Ryan Welage	well-idge
HC	Jean Prioleau	zhaun pre-low

SAN JOSÉ STATE SPARTANS at NEW MEXICO LOBOS

January 6, 2018 | 7:00 p.m. (MT) | Albuquerque, N.M. | Dreamstyle Arena/The Pit (18,018)



Mountain West Network
Robert Portnoy, play-by-play
Hunter Greene, analyst



KLIV 1590 AM
Justin Allegri, play-by-play



@SJSUMBB
@SJSUAthletics

SAN JOSÉ STATE SPARTANS



Head Coach Jean Prioleau (1st season)
2017-18 Record 3-11, 0-3 MW
Last 3 0-3
Away 1-6
Last Game Jan. 3 vs. UNLV (L, 82-76 -OT)

2017-18 STATISTICAL LEADERS

Points/Game Ryan Welage (18.5)
Rebounds/Game Keith Fisher III (6.1)
Assists Nai Carlisle & Jaycee Hillsman (28)
3-PT Made Ryan Welage (27)
Blocks Oumar Barry (15)
Steals 4 tied (10)
Field-Goal % Oumar Barry (.538)
Free-Throw % Jaycee Hillsman (.870)
Three-Point % Noah Baumann (.545)
Minutes/Game Ryan Welage (31.7)

NEW MEXICO LOBOS



Head Coach Paul Weir (1st season)
2017-18 Record 6-10, 1-2 MW
Last 3 1-2
Away 6-3
Last Game Jan. 3 at Boise State (L, 90-62)


2017-18 STATISTICAL LEADERS

Points/Game Sam Logwood (12.9)
Rebounds/Game Joe Furstinger (6.3)
Assists Antino Jackson (53)
3-PT Made Anthony Mathis (40)
Blocks Joe Furstinger (24)
Steals Troy Simons (32)
Field-Goal % Makuach Maluach (.571)
Free-Throw % Joe Furstinger (.852)
Three-Point % Anthony Mathis (.471)
Minutes/Game Chris McNeal (26.8)

POSSIBLE STARTING LINEUP



10 NICHOLS G
5.4 ppg
5.1 rpg
1.9 apg
.400 FG%
.379 3FG%




20 BAUMANN G
6.3 ppg
1.7 rpg
1.6 apg
.437 FG%
.545 3FG%



41 CHASTAIN C
3.8 ppg
3.9 rpg
0.9 apg
.340 FG%
.438 FT%



5 FISHER, III F
7.9 ppg
6.1 rpg
0.6 apg
.538 FG%
.676 FT%



32 WELAGE F
18.5 ppg
4.6 rpg
1.3 apg
.492 FG%
.458 3FG%

OFF THE TOP

The Spartans won their first game ever against the Lobos last season on Feb. 4 inside The Pit ... Ryan Welage scored 20 points in last year's win over New Mexico and Jaycee Hillsman added 10 points ... Ryan Welage enters Wednesday's game 25 points shy of his 1,000th-career point ... Spartan freshman Noah Baumann's is shooting a league-best 78.6 percent (11-14) from beyond the arc during Mountain West play ... The Spartans enter in with a +7.9 rebounding margin, ranking second in the MW while New Mexico's -5.1 rebounding margin ranks last in the league.

2017-18 SAN JOSÉ STATE ROSTER

##	NAME	POS	HT	WT	YR	EXP	HOMETOWN (PREVIOUS SCHOOL)	GP-GS	PPG	RPG	AST	BLK	STL
2	Nai Carlisle	G	6-2	200	Fr.	RS	West Lafayette, Ind. (West Lafayette HS)	10-2	5.6	2.7	28	0	5
5	Keith Fisher III	F	6-8	215	Fr.	RS	Los Angeles, Calif. (Westchester HS)	14-14	7.9	6.1	9	2	10
10	Isaiah Nichols	G	6-5	180	So.	1V	Oxnard, Calif. (Santa Clara HS)	14-7	5.4	5.1	27	3	10
11	Ryan Parilla	G	5-11	160	Fr.	HS	Union City, Calif. (James Logan HS)	5-0	0.4	0.6	6	0	1
12	Caleb Simmons	G	6-6	195	Fr.	HS	Vallejo, Calif. (Desert Vista HS)	13-1	0.6	1.5	7	0	4
13	Oumar Barry	C	6-11	230	Jr.	JC	Conakry, Guinea (Iowa Western CC)	14-8	7.1	3.7	4	15	3
20	Noah Baumann	G	6-5	180	Fr.	HS	Phoenix, Ariz. (Desert Vista HS)	14-7	6.3	1.7	22	2	10
21	Jalen James	G	6-4	175	Sr.	3V	Chicago, Ill. (La Lumiere School)	12-5	3.3	2.2	22	3	7
23	Brandon Mitchell	F	6-6	210	Sr.	3V	Memphis, Tenn. (Ridgeway HS)	5-0	6.6	2.4	4	5	4
24	Ryan Singer	F	6-10	235	Jr.	1V	Littleton, Colo. (Massanutten Military Academy)	3-0	1.3	3.7	0	0	0
25	Jaycee Hillsman	G	6-6	213	Jr.	2V	Champaign, Ill. (Simeon HS)	14-7	8.4	3.4	28	3	10
32	Ryan Welage	F	6-9	205	Jr.	2V	Greensburg, Ind. (Greensburg Community HS)	14-13	18.5	4.6	18	3	6
41	Ashtin Chastain	C	6-11	245	So.	SQ	Norco, Calif. (Norco HS)	12-6	3.8	3.9	11	6	2

Head Coach: Jean Prioleau, 1st season

Assistant Coach: Jay Morris, 1st season

Assistant Coach: Will Kimble, 1st season

Assistant Coach: Ryan Cooper, 1st season

Video Coordinator: Trent Miyagishima, 1st season

GENERAL INFORMATION

Location	San Jose, Calif.
Enrollment	32,157
Founded	1857
Affiliation	NCAA Division I
Conference	Mountain West
Nickname	Spartans
Colors	Gold, White & Blue
President	Dr. Mary A. Papazian
NCAA Faculty Representative	Sen Chao
Director of Athletics	Marie Tuite
Men's Basketball Administrator	Blake Sasaki

COACHING STAFF

Head Coach	Jean Prioleau (1st season)
	Fordham University, 1992
School Record	1-0
Overall Record	1-0
Office	408-924-1223
Assistant Coach	Jay Morris (1st season)
Assistant Coach	Will Kimble (1st season)
Director of Operations	Ryan Cooper (1st season)

2016-17 REVIEW

Overall Record	14-16
Mountain West Record	7-11
Mountain West Tournament	First Round

PROGRAM HISTORY

First Year of Basketball	1909-10
Overall Record	1,144-1,376 (.454)
NCAA Tournament Appearances (last)	3 (1996)
Conference Championships (last)	3 (1996 Big West)

2017-18 BY THE NUMBERS

Starters Returning/Lost	3/2
Letterwinners Returning/Lost	7/4
Newcomers	5
Redshirts Playing	2

ATHLETICS MEDIA RELATIONS

Men's Basketball Contact	Dominic Urrutia
E-Mail	dominic.urrutia@sjsu.edu
Office Phone	408-924-1229
Cell Phone	408-334-0843
Office Fax	408-924-1291
Athletics Department Phone	408-924-1200
Website	SJSUSpartans.com

HISTORY WITH NEW MEXICO

Last season on February 4, 2017 inside The Pit the Spartans beat New Mexico for the first time in 12 meetings going back to 1961. Ryan Welage scored a team-high 20 points and hit some of the biggest shots of his Spartan career while guiding SJSU to victory. The Lobos hold an 11-1 advantage in the all-time series.

SPARTANS-LOBOS COMPARISON

The biggest disparities between the Spartans and Lobos are in rebounding, three-point shooting and turnover margin. The Spartans have a +7.9 rebounding margin which ranks second in the Mountain West while New Mexico is last in the league with a -5.1 margin on the glass. In the turnover department the script gets flipped and New Mexico has a league-best +4.6 margin, while SJSU is last at -6.0. The three-point shooting gap between the teams mirrors that of the turnovers with UNM leading the league with 17.4 makes from downtown compared to SJSU's 8.2 which ranks last in the 11-team league.

DEEPER INTO THE MATCHUP

New Mexico has the fourth-highest scoring offense in the Mountain West, scoring an average of 79.2 points per game. San José State's 67.0 points per game rank last in the league. However, on the defensive side of the ball it's the Lobos bringing up the rear by giving up 76.4 points per contest and teams are shooting 46.8 percent against them. SJSU's defense is allowing 70.6 points per game which ranks seventh in the league, and Spartan opponents are seeing 41.5 percent of shots fall which is the fourth-lowest percentage in the Mountain West.

SPARTANS LET UNLV ESCAPE WITH OVERTIME WIN

San José State went on a 12-2 run over the final 4:50 of regulation to force overtime against UNLV, but the Runnin' Rebels prevailed for an 82-76 win inside The Event Center. Ryan Welage scored nine of the 12 points during the run, and Noah Baumann hit a 3-pointer with 25 seconds left to give SJSU the lead for the first time since midway through the first half. The Spartans had chances to pull off the win in both regulation and overtime, but a few too many missed opportunities held them back from a third straight win over UNLV.

SPARTANS OUTREBOUNDED BY UNLV

San José State had only been outrebounded one time this season – by Southern Illinois (12/5) – until the Runnin' Rebels beat them on the glass last game, 34-30. UNLV won the battle despite Brandon McCoy and Shakur Juiston grabbing just three and six rebounds respectively. Both players average better than 10.0 rebounds per game this season. San José State's rebounding margin went down from +8.8 to +7.9 but still ranks second in the Mountain West behind Boise State's +9.9. Conversely, New Mexico comes into Saturday's game with the league's worst rebounding margin of -5.1.

BAUMANN LEADING THE LEAGUE IN THREE-POINT SHOOTING

SJSU freshman Noah Baumann has made a Mountain West high 78.6 percent (11-14) of his shots from beyond the arch in three conference games. He is one shy of Nevada's Kendall Stephens' league-leading 12 total 3-pointers. In the last game versus UNLV the 6-foot-5 wing from Phoenix gave the Spartans a 66-65 lead with 25 seconds remaining with a swish from three-point land. He made another clutch shot from deep to make it a one-possession game in overtime as well. Baumann is shooting a team-high 54.5 percent from downtown for the 2017-18 regular season.

2017-18 MOUNTAIN WEST REGULAR SEASON STANDINGS (1/6)

Team (AP/Coaches)	CONFERENCE					OVERALL							
	W	L	Pct.	Home	Away	W	L	Pct.	Home	Away	Neut.	Last 10	Strk
Boise State (NR/RV)	3	0	1.000	2-0	1-0	13	2	.867	9-0	2-1	2-1	9-1	W3
Nevada (RV/RV)	3	0	1.000	2-0	1-0	14	3	.824	8-0	5-1	1-2	7-3	W3
San Diego State	2	1	.667	1-0	1-1	10	4	.714	6-1	2-2	2-1	7-3	W2
Utah State	2	1	.667	2-0	0-1	9	7	.563	7-1	0-5	2-1	6-4	W1
UNLV	1	1	.500	0-1	1-0	12	3	.800	6-2	2-1	4-0	7-3	W1
Wyoming	1	1	.500	1-0	0-1	10	5	.667	7-1	1-3	2-1	6-4	L1
Fresno State	1	2	.333	1-1	0-1	11	5	.688	8-2	2-2	1-1	7-3	L1
Colorado State	1	2	.333	0-1	1-1	8	8	.500	7-1	1-5	0-2	5-5	L1
New Mexico	1	2	.333	1-0	0-2	6	10	.375	6-3	0-5	0-2	4-6	L2
Air Force	0	2	.000	0-0	0-2	6	8	.429	5-2	1-5	0-1	3-7	L2
San José State	0	3	.000	0-2	0-1	3	11	.21	2-5	1-6	0-0	2-8	L3

2017-18 MW PREDICTED ORDER OF FINISH

Place	Team (1st-place votes)	Points
1.	Nevada (19)	257
2.	San Diego State (2)	229
3.	Boise State (2)	211
4.	Fresno State	188
5.	Colorado State	154
6.	UNLV (1)	138
7.	Wyoming	133
8.	Utah State	102
9.	New Mexico	93
10.	San José State	41
11.	Air Force	38

MW PLAYERS OF THE WEEK

Nov. 13	Hayden Dalton, Wyoming
Nov. 20	Jordan Caroline, Nevada
Nov. 27	Brandon McCoy, UNLV
Dec. 4	Chandler Hutchison, Boise State
Dec. 11	Brandon McCoy, UNLV
Dec. 18	Justin James, Wyoming
Dec. 26	Shakur Juiston, UNLV
Jan. 2	Chandler Hutchison, Boise State
Jan. 7	
Jan. 15	
Jan. 22	
Jan. 29	
Feb. 5	
Feb. 12	
Feb. 19	
Feb. 26	
Mar. 5	

SOCIAL CONNECTION

Noah Baumann - @NoahBaumann20
 Ashtin Chastain - @chastain951
 Jaycee Hillsman - @KingJay0__
 Jalen James - Jalen_James21
 Isaiah Nichols - @iknicks5x
 Ryan Parilla - @ryrilla_
 Caleb Simmons - @calebsimmons_
 Ryan Singer - @Ryryansinger
 Ryan Welage - @RyanWelage32

WELAGE NEEDS 25 POINTS TO HIT 1,000

Ryan Welage led San José State in scoring for the 11th time in 14 games with 23 points last game against UNLV. It was the eighth 20-point game of the season for the junior from Greensburg, Ind. His effort leaves him just 25 points shy of reaching 1,000 points in his career. He will become the 15th player in SJSU men's basketball program history to achieve the mark and the first since Justin Graham in 2011. Welage hit three 3-pointers in the UNLV game, giving him 128 for his career which ranks fourth all-time at SJSU.

SPARTANS OUTSHOOTING THEIR OPPONENTS

San José State has had a better shooting percentage than its opponents in all three league games so far and actually made more field goals than both Colorado State and UNLV. Utah State and UNLV both shot over 47.0 percent against SJSU, but the Spartans were better with 50.0 percent and 49.2 percent against them respectively. A huge disparity in the turnovers is what has kept the Spartans out of the win column during league play despite shooting better than all of their opponents.

GIVEAWAYS DOOMING SPARTANS

The Spartans have turned the ball over 23 times in all three conference games, making it five straight games with 20 or more giveaways. SJSU's 23 turnovers at Utah State led to 36 points for the Aggies. In the three conference games combined the opponents have scored 85 points off turnovers while the Spartans have scored 19 points off of the opponents' miscues.

SPARTANS FORCE COLORADO STATE TO COME BACK

SJSU had two 15-point leads in the first half and held a 14-point lead at one point in the second period, but Colorado State staged a comeback and took a 59-52 victory inside The Event Center. SJSU's 23 turnovers were a big reason why the Rams got back into the game. CSU's first run in the second half cut SJSU's lead from 14-7, but the Spartans were able to get stops and push that lead back to double-digits. But when the Rams started their second run it was three straight turnovers by the Spartans which let things get out of hand. San José State actually made more baskets in the game, 21-19, but 26 points off of turnovers were too much for the Spartans to overcome.

SJSU ENDS NONCONFERENCE PLAY WITH WIN AT SANTA CLARA

San José State snapped a five-game winning streak with a 75-63 win on the road at Santa Clara on Dec. 21. The Spartans took a 26-point lead late in the first half, but saw that get whittled down to five down the stretch. But the Spartans put the game away from the free throw line where they scored 17 of their last 19 points. It was the first win at Santa Clara since 2009 and the first time SJSU won back-to-back games against the Broncos since December wins in 1985 and 1986. Ryan Welage scored a team-high 21 points and Keith Fisher finished with a double-double that included 15 points and 13 rebounds.

2	Nai Carlisle (Nye - like the science guy) Guard • 6-2 • 200 • Fr. • RS West Lafayette, Ind. (West Lafayette HS)	PPG 17-18 5.6 RPG 2.7 APG 2.8 FG .395 3FG .500 FT .783 MW 3.5 1.5 3.0 .600 .500 .000 Career Highs: <u>Pts:</u> 13 <u>Reb:</u> 6 <u>Asst:</u> 5	Closed non-conference play averaging 6.1 points, 3.0 rebounds and 2.8 assists per game ... 13 points, 5 assists and 0 turnovers in a career-high 34 minutes at Bowling Green (11/29) ... A natural righty who always shot the ball with his left hand, just switched to shooting right-handed on Sept. 23.
5	Keith Fisher, III Forward • 6-8 • 215 • Fr. • RS Los Angeles, Calif. (Westchester HS)	PPG 17-18 7.9 RPG 6.1 APG 0.6 FG .538 3FG .000 FT .676 MW 4.0 5.0 1.0 .462 .000 .000 Career Highs: <u>Pts:</u> 15 <u>Reb:</u> 13 <u>Asst:</u> 2	Double-double with career-highs of 15 points and 13 boards in the win at Santa Clara (12/21) ... The team's per-game rebounds leader (6.1)... MaxPreps California first-team all-state selection in 2015-16 as a senior ... Named Los Angeles City Section Player of the Year 2015-16 by the John R. Wooden Award Committee.
10	Isaiah Nichols Guard • 6-5 • 180 • So. • 1V Oxnard, Calif. (Santa Clara HS)	PPG 17-18 5.4 RPG 5.1 APG 0.6 FG .400 3FG .379 FT .591 MW 3.3 3.0 1.3 .364 .250 .500 Career Highs: <u>Pts:</u> 12 <u>Reb:</u> 10 <u>Asst:</u> 10	Led the team in rebounding from the guard spot through the first 10 games of the season... He's currently second at 5.5 boards per game ... Career-high 14 points in the win over Idaho State (11/22).
11	Ryan Parilla (Puh-rill-uh) Guard • 5-10 • 160 • Fr. • HS Union City, Calif. (James Logan HS)	PPG 17-18 0.4 RPG 0.6 APG 1.1 FG .200 3FG .000 FT .000 MW - - - - - Career Highs: <u>Pts:</u> 4 <u>Reb:</u> 3 <u>Asst:</u> 4	In his first season with the Spartans ... Nicknamed "The Pinoy Punisher"... Averaged 14.3 points, 3.0 rebound and 2.7 assists per game as a senior while leading the Colts to the California Interscholastic Federation Division I state title game played at the Golden 1 Center in Sacramento.
12	Caleb Simmons Guard • 6-6 • 195 • Fr. • HS Vallejo, Calif. (Desert Vista HS)	PPG 17-18 0.6 RPG 1.5 APG 0.2 FG .118 3FG .000 FT 1.000 MW 0.0 1.3 1.0 .000 .000 .000 Career Highs: <u>Pts:</u> 6 <u>Reb:</u> 8 <u>Asst:</u> 3	Made the first start of his Spartan career against Portland (12/9) ... Scored six points and grabbed eight rebounds in his Spartan debut (11/10) ... A graduate of Desert Vista High School in Phoenix, Ariz. ... 17 double-figure scoring games and nine double-doubles during senior year.
13	Oumar Barry (oo-mar) Center • 6-11 • 230 • Jr. • JC Conakry, Guinea	PPG 17-18 7.1 RPG 3.7 BPG 1.1 FG .519 3FG .125 FT .450 MW 5.3 3.3 0.0 .467 .000 .250 Career Highs: <u>Pts:</u> 12 <u>Reb:</u> 9 <u>Blk:</u> 3	Matched a career-high with 12 points in the win against Santa Clara (12/21) ... 12 points and nine rebounds against Bowling Green (11/29) ... Averaged 4.4 points and 4.4 rebounds with Iowa Western Community College in 2016-17 ... Speaks four languages, with French being his first.
20	Noah Baumann (bow-men) Guard • 6-5 • 180 • Fr. • HS Phoenix, Ariz. (Desert Vista HS)	PPG 17-18 6.3 RPG 1.7 APG 1.6 FG .437 3FG .545 FT .333 MW 11.7 1.3 0.3 .706 .786 .000 Career Highs: <u>Pts:</u> 13 <u>Reb:</u> 3 <u>Asst:</u> 4	11 made 3-pointers in three conference game with a league-best 78.6% (11-14) ... Second-leading scorer (11.7 ppg) for SJSU through three conference games ... Four assists in just nine minutes of work in the win at Santa Clara (12/21) ... Career-high 13 points and 4 assists against Bowling Green (11/29).
21	Jalen James Guard • 6-4 • 175 • Sr. • 3V Chicago, Ill. (La Lumiere School)	PPG 17-18 3.3 RPG 2.2 APG 1.8 FG .333 3FG .263 FT 1.000 MW 1.0 2.0 2.0 .143 .200 .000 Career Highs: <u>Pts:</u> 23 <u>Reb:</u> 13 <u>Asst:</u> 10	Became just the fifth player in the last 20 years to play in 100 games when he stepped onto the court last week at Utah State ... Helped the team stay composed when the lead went from 26 to five points on the road at Santa Clara and the Spartans held on for a 75-63 win.
23	Brandon Mitchell Forward • 6-6 • 210 • Sr. • 3V Memphis, Tenn. (Ridgeway HS)	PPG 17-18 6.6 RPG 2.4 APG 0.8 FG .609 3FG .333 FT .571 MW 4.7 2.0 1.0 .467 .000 .000 Career Highs: <u>Pts:</u> 17 <u>Reb:</u> 11 <u>Asst:</u> 2	Scored a career-high 17 points on a perfect 6-of-6 shooting in his return to basketball against South Dakota (12/17) ... Spent the summer and fall of 2017 playing wide receiver for the Spartans football team ... A three-year letterwinner (2013-15, 2016-17) with the men's basketball team.
25	Jaycee Hillsman Guard • 6-6 • 213 • Jr. • 2V Champaign, Ill. (Simeon HS)	PPG 17-18 8.4 RPG 3.4 APG 2.0 FG .395 3FG .290 FT .870 MW 10.0 3.3 2.2 .706 .786 .000 Career Highs: <u>Pts:</u> 18 <u>Reb:</u> 10 <u>Asst:</u> 5	Matched a career-scoring high with 18 points in 25 minutes off the bench at Utah State (12/27) ... Career-high 18 points at Southern Utah (11/16) ... Has missed just one game since arriving at SJSU two years ago (73 games) ... A career 82.4% free throw shooter.
32	Ryan Welage (Well-idge) Forward • 6-9 • 205 • Jr. • 2V Greensburg, Ind. (Greensburg HS)	PPG 17-18 18.5 RPG 4.6 APG 1.3 FG .493 3FG .458 FT .857 MW 20.3 6.0 2.0 .548 .450 1.000 Career Highs: <u>Pts:</u> 30 <u>Reb:</u> 11 <u>Asst:</u> 4	Eighth 20-point game with a team-high 23 points last game against UNLV ... Led the team in scoring 11 times this year ... 25 points away from becoming SJSU's 15th player in program history to score 1,000-career points ... Currently fourth on SJSU's all-time made 3-pointers list with 128.
41	Ashtin Chastain Center • 6-11 • 245 • So. • SQ Norco, Calif. (Norco HS)	PPG 17-18 3.8 RPG 3.9 APG 0.9 FG .340 3FG .000 FT .438 MW 4.0 3.3 1.3 .357 .000 .500 Career Highs: <u>Pts:</u> 10 <u>Reb:</u> 10 <u>Asst:</u> 1	Has made four straight starts ... Scored eight points and grabbed six rebounds against Santa Clara (12/21) ... Notched a double-double with career-highs of 10 points and 10 rebounds against Bowling Green (11/29) ... Did all of that in just 16 minutes of work.

2017-18 RADIO/TV ROSTER



2
Nai Carlisle
6-2, 200, G, Fr.
West Lafayette, Ind.



5
Keith Fisher, III
6-8, 215, F, Fr.
Los Angeles, Calif.



10
Isaiah Nichols
6-5, 180, G, So.
Oxnard, Calif.



11
Ryan Parilla
5-10, 160, G, Fr.
Union City, Calif.



12
Caleb Simmons
6-6, 195, Fr.
Vallejo, Calif.



13
Oumar Barry
6-11, 230, C, Jr.
Conakry, Guinea



20
Noah Baumann
6-5, 180, G/F, Fr.
Phoenix, Ariz.



21
Jalen James
6-4, 175, G, Sr.
Chicago, Ill.



23
Brandon Mitchell
6-6, 210, F, Sr.
Memphis, Tenn.



25
Jaycee Hillsman
6-6, 216, G, Jr.
Champaign, Ill.



32
Ryan Welage
6-9, 205, F, Jr.
Greensburg, Ind.



41
Ashtin Chastain
6-11, 245, C, So.
Norco, Calif.



Jean Prioleau
Head Coach



Jay Morris
Assistant Coach



Will Kimble
Assistant Coach



Ryan Cooper
Director of
Basketball Operations



Official Basketball Box Score -- Game Totals -- Final Statistics
Colorado State vs San José State
 12/30/17 2:00 PM at San Jose, Calif. (The Event Center)



Colorado State 59 • 8-7, 1-1 MW

#	Player	Total		3-Ptr		Rebounds			PF	TP	A	TO	Blk	Stl	Min
		FG-FGA	FG-FGA	FT-FTA	Off Def Tot	PF	TP	A TO Blk Stl Min							
10	BOB, Che	1-6	0-0	3-4	4 5 9	3	5	1 0 1 0	32						
32	CARVACHO, Nico	4-8	0-0	2-2	1 5 6	2	10	0 2 0 3	33						
11	NIXON, Prentiss	6-16	3-9	4-5	0 1 1	2	19	2 2 0 2	39						
15	BONNER, Anthony	2-7	1-4	1-2	1 2 3	2	6	0 2 0 0	28						
22	PAIGE, J.D.	2-7	1-5	0-0	0 1 1	2	5	4 2 0 2	25						
03	MITCHELL, Raquan	1-4	0-0	0-0	1 2 3	0	2	0 1 0 1	18						
13	JENKINS, Lorenzo	2-3	2-3	0-0	0 2 2	3	6	0 0 0 0	12						
14	BERWICK, Robbie	1-3	1-2	3-4	1 0 1	0	6	1 0 0 0	10						
21	RYAN, Logan	0-0	0-0	0-0	0 0 0	0	0	0 0 0 0	3						
Team					0 3 3			1							
Totals		19-54	8-23	13-17	8 21 29	14	59	8 10 1 8	200						

FG % 1st Half: 6-27 22.2% 2nd half: 13-27 48.1% Game: 19-54 35.2%
 3FG % 1st Half: 1-11 9.1% 2nd half: 7-12 58.3% Game: 8-23 34.8%
 FT % 1st Half: 7-8 87.5% 2nd half: 6-9 66.7% Game: 13-17 76.5%

Deadball
Rebounds
0

San José State 52 • 3-10, 0-2 MW

#	Player	Total		3-Ptr		Rebounds			PF	TP	A	TO	Blk	Stl	Min
		FG-FGA	FG-FGA	FT-FTA	Off Def Tot	PF	TP	A TO Blk Stl Min							
05	FISHER, Keith	2-4	0-0	0-0	1 9 10	4	4	3 4 0 1	24						
32	WELAGE, Ryan	7-13	2-6	0-0	0 4 4	0	16	2 3 1 1	35						
41	CHASTAIN, Ashtin	0-3	0-1	1-2	2 5 7	3	1	1 0 1 1	19						
10	NICHOLS, Isaiah	1-7	0-3	1-2	2 4 6	3	3	0 2 0 1	23						
20	BAUMANN, Noah	5-7	4-6	0-0	0 1 1	0	14	0 4 0 0	17						
12	SIMMONS, Caleb	0-2	0-2	0-0	0 0 0	1	0	2 0 0 0	7						
13	BARRY, Oumar	2-3	0-0	1-3	0 3 3	0	5	0 1 0 0	22						
21	JAMES, Jalen	0-2	0-1	0-0	1 1 2	5	0	2 1 0 1	23						
23	MITCHELL, Brandon	3-3	0-0	0-0	0 0 0	3	6	1 3 1 1	12						
25	HILLSMAN, Jaycee	1-2	1-1	0-0	0 3 3	2	3	2 4 0 0	18						
Team					0 1 1			1							
Totals		21-46	7-20	3-7	6 31 37	21	52	13 23 3 6	200						

FG % 1st Half: 13-25 52.0% 2nd half: 8-21 38.1% Game: 21-46 45.7%
 3FG % 1st Half: 4-11 36.4% 2nd half: 3-9 33.3% Game: 7-20 35.0%
 FT % 1st Half: 1-3 33.3% 2nd half: 2-4 50.0% Game: 3-7 42.9%

Deadball
Rebounds
2

Officials: Larry Spaulding, Kelly Self, Tom O'Neill
 Technical fouls: Colorado State-None. San José State-None.
 Attendance: 1385

Score by periods	1st	2nd	Total
Colorado State	20	39	59
San José State	31	21	52

Points	In	Off	2nd	Fast	Bench
CSU	18	26	9	7	14
SJ	16	2	3	2	14

Last FG - CSU 2nd-01:35, SJ 2nd-02:58.
 Largest lead - CSU by 8 2nd-00:11, SJ by 15 1st-03:49.
 CSU led for 05:31, SJ led for 32:09. Game was tied for 02:20.

Score tied - 2 times.
 Lead changed - 1 time.

SJSU LETS UNLV ESCAPE WITH OVERTIME WIN

The Spartans staged a 12-2 run to end regulation and force overtime.

San Jose, Calif. --- The San José State men's basketball team made a 10-point comeback against UNLV in the final 4:50 of regulation to force overtime. But couple of Spartans missed opportunities in the final seconds let the Runnin' Rebels escape the Event Center with a 82-76 win in Mountain West play.

UNLV (11-3, 1-1 MW) made 11-of-16 free throws in the overtime period, but a missed free throw by UNLV's Jordan Johnson with 25 seconds left gave the Spartans the ball back trailing 76-73. A miscommunication on the inbounds led to a pass straight into the hands of the Runnin' Rebels, and from there they closed out the win.

At the end of regulation Ryan Welage scored nine of SJSU's points during a 12-2 run. A Noah Baumann 3-pointer with 25 seconds remaining gave San José State (3-11, 0-3 MW) a 66-65 lead. The Spartans forced a missed shot by UNLV's Jordan Johnson with six seconds left, but couldn't secure the rebound. Mbacke Diong Cheikh grabbed the offensive board for UNLV and was fouled.

After missing the first he tied the game, 66-66, with five seconds remaining. The Spartans got set for an inbounds play underneath their basket, but were unable to get a shot off in the 1.1 seconds remaining.

San José State led by as many as eight in the opening period when Baumann and Keith Fisher III quickly scored six points apiece. Oumar Barry's layup with 11:26 left in the half made it 19-11 Spartans, but SJSU got just one basket over the next 4:11.



A 10-2 UNLV run erased SJSU's lead and Chris Clyburn's layup with 4:01 to go gave the Runnin' Rebels a lead which they would never relinquish until Baumann's three-ball with 25 seconds left in the second half.

Welage finished with a team-high 23 points for the Spartans. Baumann added 12 points on 4-of-5 shooting from downtown. The Spartans shot 49.2 percent (29-59) from the field while UNLV was 47.3 percent (26-55) shooting.

San José State was outrebounded for just the second time this season, 34-30, despite holding UNLV big-man Brandon McCoy to just three boards. McCoy matched Welage with 23 points to lead the Runnin' Rebels. Juiston Shakur scored 14 points, Kris Clyburn scored 13 points and Johnson finished with 10 points for UNLV.

San José State turned the ball over 23 times leading to 23 UNLV points. It's the fifth straight game of 20 or more turnovers for the Spartans.

SJSU heads on the road next to play New Mexico on Saturday, December 6, at 7:00 p.m. (MT).

Official Basketball Box Score -- Game Totals -- Final Statistics

San Jose State vs New Mexico

02/04/17 4 p.m. MT at WisePies Arena - The Pit

San Jose State 78 • 11-10, 4-6 MW

#	Player	f	Total		3-Ptr		Rebounds			PF	TP	A	TO	Blk	Stl	Min
			FG-FGA	FG-FGA	FT-FTA	Off	Def	Tot								
15	CLARKE, Brandon	f	8-14	0-0	1-6	3	4	7	2	17	2	2	4	2	35	
32	WELAGE, Ryan	f	7-11	4-6	2-2	0	8	8	1	20	1	2	0	0	30	
00	BROWN, Terrell	g	5-9	2-3	5-8	0	3	3	2	17	5	0	0	0	38	
21	JAMES, Jalen	g	0-2	0-0	0-0	0	0	0	2	0	0	3	0	0	10	
25	HILLSMAN, Jaycee	g	2-4	0-1	6-6	0	6	6	3	10	1	2	0	0	36	
04	MITCHELL, Brandon		2-3	0-1	1-3	0	1	1	2	5	2	1	1	1	13	
10	NICHOLS, Isaiah		0-0	0-0	0-0	0	0	0	4	0	2	1	0	1	9	
20	THORNTON, Isaac		3-7	1-5	2-2	1	3	4	2	9	2	0	1	1	25	
24	SINGER, Ryan		0-0	0-0	0-0	0	0	0	0	0	0	0	0	0	1	
33	SCHWARTZ, Cody		0-0	0-0	0-0	0	0	0	0	0	0	0	0	0	3	
Team						0	2	2								
Totals				27-50	7-16	17-27	4	27	31	18	78	15	11	6	5	200
FG % 1st Half: 15-26 57.7% 2nd half: 12-24 50.0% Game: 27-50 54.0%																
3FG % 1st Half: 5-10 50.0% 2nd half: 2-6 33.3% Game: 7-16 43.8%																
FT % 1st Half: 0-3 0.0% 2nd half: 17-24 70.8% Game: 17-27 63.0%																

Deadball Rebounds 4,2

New Mexico 68 • 14-10, 7-5 MW

#	Player	f	Total		3-Ptr		Rebounds			PF	TP	A	TO	Blk	Stl	Min
			FG-FGA	FG-FGA	FT-FTA	Off	Def	Tot								
20	LOGWOOD, Sam	f	6-10	2-2	5-7	1	6	7	3	19	0	1	1	1	38	
11	AGET, Obij	c	1-3	0-0	0-0	2	0	2	1	2	1	2	0	1	13	
04	BROWN, Elijah	g	6-18	4-6	5-6	0	8	8	2	21	6	2	0	0	39	
05	HARRIS, Jalen	g	1-4	0-1	2-2	1	3	4	2	4	2	1	0	2	25	
24	JEFFERSON, Damien	g	1-8	0-5	0-1	0	3	3	4	2	2	4	0	0	25	
01	UGUAK, Aher		1-1	0-0	0-0	1	1	2	3	2	1	1	0	0	16	
03	HUNTER, Jordan		3-5	1-2	0-0	1	2	3	2	7	2	1	0	0	15	
23	FURSTINGER, Joe		3-4	0-0	1-2	0	1	1	0	7	0	2	0	0	18	
55	MACDOUGALL, Connor		2-4	0-0	0-0	1	0	1	5	4	0	0	0	0	11	
Team						0	1	1								
Totals				24-57	7-16	13-18	7	25	32	22	68	14	14	1	4	200
FG % 1st Half: 13-28 46.4% 2nd half: 11-29 37.9% Game: 24-57 42.1%																
3FG % 1st Half: 4-9 44.4% 2nd half: 3-7 42.9% Game: 7-16 43.8%																
FT % 1st Half: 5-6 83.3% 2nd half: 8-12 66.7% Game: 13-18 72.2%																

Deadball Rebounds 2

Officials: Christ Rastatter, Rick O'Neill, Jon Stigliano

Technical fouls: San Jose State-None. New Mexico-None.

Attendance: 12731

Score by periods	1st	2nd	Total	
San Jose State	35	43	78	
New Mexico	35	33	68	

Points	In Paint	Off T/O	2nd Chance	Fast Break	Bench
SJ	36	23	2	6	14
NM	28	11	10	4	20

Last FG - SJ 2nd-02:59, NM 2nd-01:54.

Largest lead - SJ by 13 2nd-05:50, NM by 8 1st-16:04.

SJ led for 20:26. NM led for 11:36. Game was tied for 07:58.

Score tied - 7 times.

Lead changed - 6 times.

SPARTANS BEAT NEW MEXICO FOR THE FIRST TIME

Albuquerque, N.M. --- It takes something special to go on the road, down into The Pit where New Mexico was 9-2 this season, and come back up with a win against the third-place team in the Mountain West.

Well the San José State men's basketball team put together an extra special performance Saturday and handed the Lobos a 78-68 loss on their home floor in MW play.

Freshman Terrell Brown, in just his second start, showed great maturity and had the nerves of a veteran as he scored a career-high 17 points in front of an announced crowd of 12,731. Ryan Welage finished with a team-high 20 points and hit a handful of the biggest 3-point baskets of his Spartan career.

Then there's head coach Dave Wojcik, who lost his father exactly one week ago, yet was a composed maestro on the sideline guiding the Spartans through a very deliberate half-court offense during the second period.

San José State (11-10, 4-6 MW) built a lead as large as 13 points in the second half, but it wasn't easy. Jaycee Hillsman set the tone with a thunderous one-handed dunk to start the second period. New Mexico's Sam Logwood tied the game for the sixth time, 39-39, on a layup with 16:27 left. Brandon Clarke gave the Spartans the lead back on the next possession, but Lobos star guard Elijah Brown was right there to even the score once again with a contested jumper.

Coming out of a timeout with 10:02 to play, Welage put the ruckus crowd back in their seats with a three from the right wing to give SJSU a 53-49 advantage. A 14-2 Spartans run over the next 4:18 ensued, which included a dunk by Clarke, a layup by Brown, two free throws by Welage and Isaac Thornton's last-second swish from downtown as the shot clock expired. Clarke's layup with 5:50 to play gave San José State its largest lead of 64-51.

From there the Spartans closed out New Mexico (14-10, 7-5 MW) from the free throw line, where they were not very good for the game (17-27), but hit 10-of-14 in the final 3:29. The Lobos cut SJSU's 12-point lead to just five, 70-65, with 1:54 to play. But Hillsman drilled all four of his attempts at the line facing the UNM student section, and Brown made three of his last four.

Welage grabbed a team-high eight rebounds to go along with his 20 points. Clarke scored 13 points in the second half and matched his teammate Brown's total of 17 for the game. Brown played 38 minutes for the second consecutive game, but something he hadn't done before is have five assists and zero turnovers. Hillsman with 10 points rounded out the double-figure scorers for SJSU.

The two teams were tied 35-35 at halftime, as Welage paced the Spartans with 13 points. He knocked down 3-of-4 from beyond the arc in the period, two of which were answers to Elijah Brown baskets on the other end.

It seemed like SJSU might be in trouble after the Lobos took a 10-2 lead to begin the game. But Brown made a layup and hit a 3-pointer as part of his 4-for-4 shooting half which helped bring the Spartans back in it.

UNM's Brown led all scorers with 21 points, and Logwood pitched in with 19 points. The Lobos barely edged the Spartans in rebounding, 32-31. San José State turned 14 Lobos turnovers into 23 points, and the Spartans outscored them 36-28 in the paint.

JEAN PRIOLEAU

HEAD COACH

FIRST SEASON

FORDHAM UNIVERSITY, 1992

Jean Prioleau (pronounced Zhaun Pre-low), whose resume includes 11 NCAA Division I post-season appearances in 18 seasons as an assistant coach, was named the San José State University men's basketball head coach in August of 2017.

Prioleau joins San José State after seven successful seasons as an assistant and associate head coach at the University of Colorado. The Buffaloes won 149 games, had five 20-win seasons and appeared in post-season play every year. Colorado played in the NCAA Tournament in 2012, 2013, 2014 and 2016, the NIT in 2011 and 2017 and the CBI in 2015.

Besides the unprecedented sustained success of Colorado basketball, the Buffs also had four NBA draft choices during Prioleau's seven seasons. Most recently, All-American guard Derrick White was the San Antonio Spurs first-round selection in the 2017 NBA Draft. Guard Spencer Dinwiddie, a member of the Brooklyn Nets, was the 38th overall selection by the Detroit Pistons in 2014. Swingman Andre Roberson, a 2013 first-round draft choice of the Minnesota Timberwolves, completed his fourth season with the Oklahoma City Thunder. Guard Alec Burks, the 12th overall pick by Utah in the 2011 NBA Draft, completed his sixth season with the Jazz.

Prioleau graduated in 1992 from Fordham University with a degree in physics. He finished his college basketball career second on the school's all-time list in steals and assists and fifth in scoring with 1,442 points. He was a two-time second-team All-Patriot League player, was named to the 1989 Metro Atlantic Athletic Conference (MAAC) All-Rookie team and was part of the Rams' 1991 and 1992 Patriot League championship teams. Prioleau was inducted into the school's Athletics Hall of Fame in 2000.

Born in New York City and raised in Teaneck, New Jersey, the 47-year-old Prioleau entered the coaching profession in 2000 after a playing career that included tryouts with the New York Knicks and Indiana Pacers of the NBA and experiences in the Continental Basketball Association (CBA), the United States Basketball League (USBL) and overseas in Turkey, Italy and Switzerland.



He began his college coaching career in 1999-2000 at his alma mater. Prioleau then spent five seasons at Wichita State (2001-05), the 2006 season at Marquette, two seasons at Iowa State (2007-08) and the 2009 and 2010 seasons at TCU before heading to Colorado. Wichita State played in the 2003, 2004 and 2005 NIT's. The 2006 Marquette team qualified for the NCAA Tournament.

SEASON-BY-SEASON WITH JEAN PRIOLEAU

Year	School	Record	Postseason
2017	Colorado	19-15	NIT 1st round
2016	Colorado	22-12	NCAA 1st round
2015	Colorado	16-18	CBI Quarterfinals
2014	Colorado	23-12	NCAA 1st round
2013	Colorado	21-12	NCAA 2nd round
2012	Colorado	24-12	NCAA 3rd round
2011	Colorado	24-14	NIT Semifinals
2010	TCU	13-19	
2009	TCU	14-17	
2008	Iowa State	14-18	
2007	Iowa State	15-16	
2006	Marquette	20-11	NCAA 1st round
2005	Wichita State	22-10	NIT 3rd round
2004	Wichita State	21-11	NIT 1st round
2003	Wichita State	18-12	NIT 1st round
2002	Wichita State	15-14	
2001	Wichita State	9-19	
2000	Fordham	14-15	

THEY PLAYED FOR JEAN PRIOLEAU

Player	NBA Draft, Year	Current NBA Team
G Derrick White	29th pick in 2017	San Antonio
G Alec Burks	12th pick in 2011	Utah
G Andre Roberson	26th pick in 2013	Oklahoma City
G Spencer Dinwiddie	38th pick in 2014	Brooklyn
G Cory Higgins		Charlotte, 2012 & 2013

GAME RECORDS

POINTS

San José State player..... 42, Adrian Oliver, vs. Puget Sound, Dec. 22, 2010
Opponent player..... 44, Lee Nailon, TCU, Feb. 7, 1998
San José State..... 128, vs. Life Pacific College, Dec. 22, 2015
Opponent..... 119, TCU, Feb. 7, 1998
Half, most points..... 66 (1st half), vs. Life Pacific College, Dec. 22, 2015
Half, most opponent points..... 61 (2nd half), TCU, Feb. 7, 1998
Overtime, most points
..... 27 (four overtimes, 6-10-8-3), vs. Boise State, Jan. 6, 2011
Overtime, most points in one period 15, vs. Fresno State, Feb. 9, 2012
Opponent, overtime, most points
..... 28 (four overtimes, 6-10-8-4), Boise State, Jan. 6, 2011
Opponent, overtime, most points in one period 15, Rice, Feb. 1, 2003

FIELD GOALS

San José State player..... 16, Brandon Clarke, at Air Force, Jan. 14, 2017
Opponent player..... 19, Lee Nailon, TCU, Feb. 7, 1998
San José State 44, vs. Life Pacific College, Dec. 22, 2015
Opponent 50, TCU, Feb. 7, 1998

FIELD GOALS ATTEMPTED

San José State player..... 27, Adrian Oliver, vs. Santa Clara, Dec. 10, 2010
Opponent player..... 31, Lee Nailon, TCU, Feb. 7, 1998
San José State..... 85, vs. Boise State, Jan. 6, 2011
Opponent 88, TCU, Feb. 7, 1998

3-POINT FIELD GOALS

San José State player..... 7, Adrian Oliver, vs. Puget Sound, Dec. 22, 2010
Opponent player..... 8, Ross Schraeder, UC Irvine, Dec. 17, 2004
San José State 15, at Utah State, Jan. 4, 2014
San José State, percentage (min. 10 made).....
..... 60.0 (12-20), New Mexico State, Jan. 23, 2010
Opponent..... 14, Fresno State, Jan. 13, 2007
Opponent, percentage (min. 10 made)
..... 66.7 (10-15), Fresno State, Feb. 3, 2001

3-POINT FIELD GOALS ATTEMPTED

San José State player..... 17, Michael Quinney, vs. Fresno State, Feb. 18, 1998
..... 17, Michael Quinney, vs. TCU, Feb. 7, 1998
Opponent player 17, Dante Swanson, Tulsa, Jan. 30, 2003
San José State..... 32, vs. Boise State, Jan. 6, 2011
Opponent 36, Fresno State, Feb. 11, 2006

FREE THROWS

San José State player.....
..... 24, Brandon Hawkins, vs. Mount Saint Mary's, Dec. 22, 2001
Opponent player 13, Aaron Wilhite, CS Fullerton, Jan. 14, 1991
Opponent, game percentage 100.0 (12-12),
..... Cecil Brown, UC Santa Barbara, Feb. 18, 2006
San José State 42, vs. Mount Saint Mary's, Dec. 22, 2001
Opponent..... 35, Fresno State, Jan. 16, 2016

FREE THROWS ATTEMPTED

San José State player.....
..... 31, Brandon Hawkins, vs. Mount Saint Mary's, Dec. 22, 2001
Opponent player 15 Marvelle Harris, Fresno State, Jan. 16, 2016
..... 15, La'Shard Anderson, Boise State, Jan. 6, 2011
..... 15, Aaron Wilhite, CS Fullerton, Jan. 14, 1991
San José State 61, vs. Mount Saint Mary's, Dec. 22, 2001
Opponent 49, New Mexico State, Jan. 27, 2007

REBOUNDS

San José State player..... 28, Marv Branstrom, 28, 1958
Opponent player..... 21, John Bryant, Santa Clara, Dec. 3, 2008
San José State 62, vs. William Jessup, Nov. 16, 2009
Opponent..... 57, Louisiana Tech, Feb. 15, 2006

ASSISTS

San José State player..... 12, Tito Addison, vs. Nevada, Feb. 10, 1996
Opponent player..... 13, Mike Jones, TCU, Feb. 7, 1998
San José State 30, vs. Antelope Valley, Nov. 10, 2017
..... 30, vs. Life Pacific College, Dec. 10, 2016
..... 30, vs. Holy Names, Nov. 22, 2011
Opponent 27, TCU, Feb. 7, 1998

BLOCKS

San José State player..... 7, Brandon Clarke, vs. UNLV, Jan. 28, 2017
Opponent player..... 8, Robert Upshaw, Washington, Nov. 27, 2014
..... 8, Hiram Fuller, Fresno State, Feb. 19, 2003
San José State 9, 5x - last vs. Fresno State, Jan. 7, 2017
Opponent..... 11, Nevada, Mar. 2, 2006
..... 11, Hawaii, Feb. 4, 2006

STEALS

San José State player..... 6, Justin Graham, vs. Santa Clara, Dec. 10, 2010
..... 6, Antonio Lawrence, vs. CS Monterey Bay, Dec. 7, 2002
..... 6, Ben Sanders, vs. Pepperdine, Jan. 2, 1999
..... 6, Olivier Saint-Jean, vs. San Diego State, Feb. 1, 1997
Opponent player 6, Mike Mitchell, New Mexico State, Jan. 28, 2006
..... 6, Thomas Washington, College of Notre Dame, Jan. 3, 2000
..... 6, Jay Goodman, Utah State, Jan. 26, 1993
San José State 20, vs. Menlo College, Nov. 27, 1998
Opponent..... 15, CS Fullerton, Jan. 30, 1992

THE LAST TIME...

A PLAYER SCORED 30 OR MORE POINTS:

30, by Ryan Welage, vs. Antelope Valley, Nov. 10, 2017.

AN OPPONENT SCORED 30 OR MORE POINTS:

33, by Elijah Brown, New Mexico, Jan. 23, 2016.

A PLAYER COLLECTED 20 OR MORE REBOUNDS:

20, by Wil Carter, at Hawai'i, Jan. 7, 2012.

AN OPPONENT COLLECTED 20 OR MORE REBOUNDS:

21, by John Bryant, Santa Clara, Dec. 3, 2008.

A PLAYER COLLECTED 10 OR MORE ASSISTS:

10, by Isaiah Nichols vs. Portland, Nov. 15, 2016.

AN OPPONENT COLLECTED 10 OR MORE ASSISTS:

11, by Alec Wintering, Portland, Nov. 15, 2016.

A PLAYER HAD 5 OR MORE STEALS:

5, by Isaac Thornton, vs. Westminster, Dec. 21, 2013.

AN OPPONENT HAD 5 OR MORE STEALS:

6, by Jerome Seagears, UNLV, Feb. 10, 2016.

A PLAYER HAD 5 OR MORE BLOCKED SHOTS:

7, by Brandon Clarke, vs. UNLV, Jan. 28, 2017.

AN OPPONENT HAD 5 OR MORE BLOCKED SHOTS:

8, by Robert Upshaw, Washington, Nov. 27, 2014.

A PLAYER MADE 10 OR MORE FIELD GOALS:

16, by Brandon Clarke, at Air Force, Jan. 14, 2017

AN OPPONENT MADE 10 OR MORE FIELD GOALS:

10, by Karachi Edo, Fresno State, Jan. 7, 2017

A PLAYER ATTEMPTED 20 OR MORE FIELD GOALS:

22, by Brandon Clarke, at Air Force, Jan. 14, 2017

AN OPPONENT ATTEMPTED 20 OR MORE FIELD GOALS:

20, by Kevin Bailey, Portland, Nov. 16, 2014.

A PLAYER MADE 10 OR MORE FREE THROWS:

10, by Ryan Welage, at Portland, Dec. 9, 2017.

AN OPPONENT MADE 10 OR MORE FREE THROWS:

12, by Marvelle Harris, Fresno State, Jan. 16, 2016.

A PLAYER MADE 5 OR MORE 3-PT FIELD GOALS:

5, by Ryan Welage, at Bowling Green, Nov. 29, 2017.

AN OPPONENT MADE 5 OR MORE 3-PT FIELD GOALS:

6, by Tyler Hagedorn, South Dakota, Dec. 17, 2017

A PLAYER ATTEMPTED 10 OR MORE 3-PT FGS:

10, by Ryan Welage, at Bowling Green, Nov. 29, 2017.

AN OPPONENT ATTEMPTED 10 OR MORE 3-PT FIELD GOALS:

12, Isiah Umapiq, Seattle U, Dec. 13, 2014.

SAN JOSÉ STATE SCORED 100 OR MORE POINTS:

109 (109-70 win) vs. Life Pacific College, Dec. 10, 2016.

AN OPPONENT SCORED 100 OR MORE POINTS:

102 (102-101, 4 OT), by Boise State, Jan. 6, 2011.

SAN JOSÉ STATE SHOT AT LEAST 60 PERCENT FROM THE FIELD IN A GAME:

60.7 (34-56) at Air Force, Jan. 14, 2017

A TEAM SHOT AT LEAST 60 PERCENT FROM THE FIELD IN A GAME VS. SAN JOSÉ STATE:

64.7 (33-of-51), by Texas State, Mar. 9, 2013.

SAN JOSÉ STATE HAD THREE OR MORE PLAYERS WITH 10 OR MORE REBOUNDS IN A GAME:

17 by Chris Oakes, 15 by Tim Pierce, and 10 by C.J. Webster, vs. William Jessup, Dec. 28, 2008.

SAN JOSÉ STATE HAD FIVE OR MORE PLAYERS WITH 10 OR MORE POINTS IN A GAME:

23 by Ryan Welage, 13 by Noah Baumann, 13 by Nai Carlisle, 12 by Oumar Barry, 10 by Ashtin Chastain at Bowling Green, Nov. 29, 2017.

SAN JOSÉ STATE HAD TWO OR MORE PLAYERS WITH 10 OR MORE POINTS & 10 OR MORE REBOUNDS IN A GAME:

20 points and 11 rebounds by Ryan Welage; 12 points and 11 rebounds by Brandon Clarke, at Washington State, Nov. 27, 2016.

A SAN JOSÉ STATE PLAYER SCORE 30 OR MORE POINTS IN SUCCESSIVE GAMES:

30, vs. Nevada, on Feb. 12, 2011, and 35, vs. Montana State on Feb. 15, 2011, by Adrian Oliver.

A SAN JOSÉ STATE PLAYER SCORED 20 OR MORE POINTS AND COLLECTED 20 OR MORE REBOUNDS IN A GAME:

21 points and 20 rebounds on Jan. 7, 2012, by Wil Carter.

SAN JOSÉ STATE WON BY 30 OR MORE POINTS:

52 (97-45), vs. Antelope Valley, Nov. 10, 2017.

SAN JOSÉ STATE LOST BY 30 OR MORE POINTS:

50 (86-36) at Boise State, Jan. 21, 2015.

SAN JOSÉ STATE WON FIVE OR MORE STRAIGHT GAMES:

5, Dec. 5, 1998 through Dec. 27, 1998.

SAN JOSÉ STATE WON AN IN-SEASON TOURNAMENT:

2011 Elgin Baylor Classic in Seattle, Wash.

SAN JOSÉ STATE BEAT A NATIONALLY-RANKED TEAM:

Alabama was ranked 19th in the Associated Press poll on Dec. 27, 1996, when San José State posted a 60-59 overtime win in the Comerica Cable Car Classic.

A SPARTAN HAD A TRIPLE-DOUBLE

12 pts, 13 reb., 10 assists,

by Jalen James, at Houston, Dec. 6, 2013.

2017-18 SEASON BOX SCORES



Official Basketball Box Score -- Game Totals -- Final Statistics Antelope Valley vs San José State 11/10/17 7:00 p.m. at San Jose, Calif. (The Event Center)



Antelope Valley 45 • 2-2

#	Player		Total		3-Ptr		Rebounds			PF	TP	A TO Blk Stl				Min
			FG-FGA	FG-FGA	FT-FTA	Off	Def	Tot	A			TO	Blk	Stl		
14	MAST, Jacob	f	2-7	0-2	0-0	1	1	2	4	4	0	1	0	0	0	20
21	BLACKWELL, Sheldon	f	4-12	1-2	4-4	1	4	5	2	13	1	3	0	0	1	29
25	HALL, Hayden	f	2-5	2-4	0-0	1	3	4	4	6	2	2	0	0	0	21
20	MOCKTAITIS, Deividas	c	2-8	0-1	0-0	1	4	5	3	4	0	1	0	0	0	22
11	NOLEN-WEBB, Miles	g	2-6	0-2	1-1	1	0	1	1	5	1	0	0	0	0	21
01	REED, Marquis		1-6	0-1	0-0	1	1	2	1	2	0	5	0	0	0	18
03	NOLAN, Devonne		1-6	0-3	1-2	0	2	2	0	3	2	2	0	0	0	18
04	BUSH, Steven		0-1	0-1	0-0	0	0	0	0	1	0	0	0	0	0	6
13	BUSSEY, JR., Carliss		0-4	0-2	1-2	1	2	3	0	1	0	1	0	0	0	10
15	ARMSTRONG, Ezekiel		0-1	0-1	3-3	0	0	0	0	2	3	0	0	0	2	10
22	ENNIS, Jamal		0-3	0-2	0-0	1	1	2	0	0	0	0	0	0	0	5
23	BLUM, Terrence		2-4	0-0	0-0	0	0	0	0	3	4	1	0	0	0	9
24	BOWMAN, Jacob		0-2	0-0	0-1	0	2	2	1	0	1	1	0	0	1	11
Team						1	2	3								
Totals				16-65	3-21	10-13	9	22	31	22	45	8	18	0	4	200

FG % 1st Half: 13-37 35.1% 2nd half: 3-28 10.7% Game: 16-65 24.6%
3FG % 1st Half: 3-9 33.3% 2nd half: 0-12 0.0% Game: 3-21 14.3%
FT % 1st Half: 4-4 100.0 2nd half: 6-9 66.7% Game: 10-13 76.9%

San José State 97 • 1-0

#	Player		Total		3-Ptr		Rebounds			PF	TP	A TO Blk Stl				Min
			FG-FGA	FG-FGA	FT-FTA		Off	Def	Tot							
05	FISHER, Keith	f	4-7	0-0	4-4	2	4	6	2	12	2	3	1	0	18	
32	WELAGE, Ryan	f	10-12	3-3	7-8	1	3	4	0	30	3	0	0	1	22	
13	BARRY, Oumar	c	3-8	0-1	2-4	4	3	7	0	8	1	0	3	0	21	
21	JAMES, Jalen	g	5-7	3-3	2-2	0	4	4	3	15	4	3	0	3	25	
25	HILLSMAN, Jaycee	g	1-3	0-2	2-3	1	2	3	0	4	3	3	0	1	20	
10	NICHOLS, Isaiah		3-9	0-2	0-1	0	10	10	0	6	6	3	0	0	21	
11	PARILLA, Ryan		1-4	0-0	0-1	1	2	3	4	2	4	0	0	1	19	
12	SIMMONS, Caleb		2-6	0-3	2-2	3	5	8	2	6	3	2	0	1	21	
20	BAUMANN, Noah		4-6	3-4	1-2	1	2	3	0	12	4	0	0	3	21	
24	SINGER, Ryan		1-3	0-0	0-0	0	2	2	5	2	0	1	0	0	12	
	Team					0	3	3								
Totals			34-65	9-18	20-27	13	40	53	16	97	30	15	4	10	200	

FG % 1st Half: 17-37 45.9% 2nd half: 17-28 60.7% Game: 34-65 52.3%
3FG % 1st Half: 5-12 41.7% 2nd half: 4-6 66.7% Game: 9-18 50.0%
FT % 1st Half: 9-12 75.0% 2nd half: 11-15 73.3% Game: 20-27 74.1%

Officials: Rob Kruger, John Paul Guerrero, Scott DeBo
Technical fouls: Antelope Valley-None. San José State-None.
Attendance: 1343
San Jose State flagrant foul one on #5

Score by periods	1st	2nd	Total
Antelope Valley	33	12	45
San José State	48	49	97



Official Basketball Box Score -- Game Totals -- Final Statistics San Diego vs San José State 11/12/17 2:00 p.m. at San Jose, Calif. (The Event Center)



San Diego 81 • 1-0

#	Player		Total		3-Ptr		Rebounds			PF	TP	A	TO	Blk	Stl	Min
			FG-FGA	FG-FGA	FT-FTA	Off	Def	Tot								
00	PINEIRO, Isaiah	f	5-9	0-1	3-5	0	6	6	4	13	1	1	1	0	31	
15	FLORESCA, Alex	f	0-1	0-0	0-0	0	1	1	5	0	1	4	0	0	11	
20	NEUBAUER, Cameron	f	4-5	2-3	3-3	0	4	4	4	13	1	2	0	1	35	
03	CARTER III, Olin	g	6-12	4-7	2-2	1	2	3	3	18	4	1	1	0	33	
22	WRIGHT, Isaiah	g	9-13	2-2	2-5	1	1	2	1	22	7	4	0	5	35	
12	GRAY, Juwan		2-5	0-2	0-1	0	1	1	2	4	0	0	0	1	20	
13	MARTINEZ, Jose		0-1	0-0	0-0	0	1	1	1	0	0	0	0	0	4	
21	SUMMY, Hunter		1-2	1-2	0-0	0	0	0	2	3	0	0	0	1	13	
25	MASALSKI, Yauhen		4-6	0-0	0-2	0	4	4	4	8	1	2	1	0	18	
	Team					0	3	3								
Totals			31-54	9-17	10-18	2	23	25	26	81	15	14	3	8	200	

FG % 1st Half: 19-32 59.4% 2nd half: 12-22 54.5% Game: 31-54 57.4%
3FG % 1st Half: 7-11 63.6% 2nd half: 2-6 33.3% Game: 9-17 52.9%
FT % 1st Half: 6-9 66.7% 2nd half: 4-9 44.4% Game: 10-18 55.6%

San José State 64 • 1-1

#	Player		Total		3-Ptr		Rebounds			PF	TP	A	TO	Blk	Stl	Min
			FG-FGA	FG-FGA	FT-FTA	Off	Def	Tot								
05	FISHER, Keith	f	3-7	0-0	3-6	0	2	2	4	9	0	2	0	0	17	
32	WELAGE, Ryan	f	4-13	1-2	8-10	4	2	6	2	17	1	2	0	0	30	
13	BARRY, Oumar	c	2-3	0-0	0-0	0	3	3	3	4	0	1	1	0	23	
21	JAMES, Jalen	g	2-5	0-1	0-0	0	3	3	3	4	1	3	0	0	21	
25	HILLSMAN, Jaycee	g	5-13	0-4	3-4	1	4	5	3	13	2	3	0	2	33	
10	NICHOLS, Isaiah		3-5	0-1	1-3	3	5	8	4	7	3	2	1	0	25	
12	SIMMONS, Caleb		0-1	0-0	2-2	0	1	1	0	2	0	1	0	1	7	
20	BAUMANN, Noah		2-7	2-5	0-0	0	0	0	0	6	4	1	0	0	20	
24	SINGER, Ryan		0-1	0-0	2-2	1	4	5	4	2	0	2	0	0	24	
Team						1	0	1								
Totals			21-55	3-13	19-27	10	24	34	23	64	11	17	2	3	200	

FG % 1st Half: 9-26 34.6% 2nd half: 12-29 41.4% Game: 21-55 38.2%
3FG % 1st Half: 3-8 37.5% 2nd half: 0-5 0.0% Game: 3-13 23.1%
FT % 1st Half: 8-10 80.0% 2nd half: 11-17 64.7% Game: 19-27 70.4%

Officials: Mike Reed, Winston Stith, Wilson Holland
Technical fouls: San Diego-None. San José State-None.
Attendance: 1433

Score by periods	1st	2nd	Total
San Diego	51	30	81
San José State	29	35	64

Points	In	Off	2nd	Fast
San Diego	42	27	13	15
San José State	30	12	11	2

Last FG - USD 2nd-00:14, SJ 2nd-02:05.
Largest lead - USD by 30 2nd-14:13, SJ by 2 1st-19:12.
USD led for 37:44. SJ led for 00:27. Game was tied for 01:49.

Score tied - 1 time.
Lead changed - 1 time.



Official Basketball Box Score -- Game Totals -- Final Statistics San José State vs Southern Utah 11/16/17 6:30 PM at Cedar City, UT



San José State 69 • 1-2

#	Player	*	Total		3-Ptr		Rebounds			PF	TP	A TO Blk Stl				Min
			FG-FGA	FG-FGA	FT-FTA	Off	Def	Tot	A			TO	Blk	Stl		
05	FISHER, Keith	*	2-2	0-0	0-1	1	3	4	4	4	0	2	0	0	0	17
13	BARRY, Oumar	*	3-5	1-1	3-6	1	4	5	2	10	1	0	0	0	0	28
21	JAMES, Jalen	*	2-6	0-2	2-2	0	4	3	3	6	0	4	1	2	2	23
25	HILLSMAN, Jaycee	*	5-10	0-1	8-8	3	2	5	3	18	3	4	0	1	0	23
32	WELAGE, Ryan	*	8-13	0-1	5-7	0	7	7	3	21	0	4	1	0	0	35
10	NICHOLS, Isaiah	*	2-3	0-0	3-4	1	6	7	2	7	1	3	1	1	1	26
11	PARILLA, Ryan	*	0-0	0-0	0-0	0	0	0	1	0	0	0	0	0	0	1
12	SIMMONS, Caleb	*	0-1	0-1	0-0	0	0	0	0	0	0	0	1	0	0	7
20	BAUMANN, Noah	*	1-5	1-2	0-0	1	1	2	2	3	1	2	0	0	0	20
24	SINGER, Ryan	*	0-1	0-0	0-0	1	3	4	0	0	0	0	0	0	0	7
41	CHASTAIN, Ashtin	*	0-4	0-0	0-1	0	0	0	1	0	0	2	0	0	0	13
Team						1	2	3								
Totals			23-50	2-8	21-29	9	31	40	21	69	6	22	3	4		200

FG % 1st Half: 7-25 28.0% 2nd half: 16-25 64.0% Game: 23-50 46.0%
3FG % 1st Half: 1-6 16.7% 2nd half: 1-2 50.0% Game: 2-8 25.0%
FT % 1st Half: 5-11 45.5% 2nd half: 16-18 88.9% Game: 21-29 72.4%

Southern Utah 81 • 1-2

#	Player		Total		3-Ptr		Rebounds			PF	TP	A TO Blk Stl				Min
			FG-FGA	FG-FGA	FT-FTA	Off	Def	Tot	A			TO	Blk	Stl		
15	Aytes, Jamal	f	1-3	0-0	0-0	1	3	4	5	2	0	2	1	1	13	
04	Marin, Dre	g	2-4	1-3	3-5	1	4	5	1	8	7	1	0	0	28	
12	Cohee, Jadon	g	5-13	1-4	8-9	0	1	1	2	19	4	1	0	2	36	
14	McGee, James	g	2-11	1-8	0-0	0	1	1	1	5	1	0	0	2	32	
01	Jackson, Jamil		4-6	0-1	0-0	0	0	0	3	8	1	0	0	0	18	
02	Better, Brandon		5-10	4-7	1-1	0	3	3	2	15	1	2	0	1	16	
10	Calloway, Jacob		3-7	1-5	0-0	2	1	3	2	7	1	1	1	1	18	
22	Madunic, Ivan		3-5	1-3	0-0	0	8	8	4	7	0	0	3	1	22	
34	Musoko, Christian	/	4-5	0-0	2-2	0	2	2	4	10	0	1	0	1	17	
	Team					2	2	4								
	Totals		29-64	9-31	14-17	6	25	31	24	81	15	8	6	9	200	

2017-18 SEASON BOX SCORES



Official Basketball Box Score -- Game Totals -- Final Statistics
Idaho State vs San José State
 11/22/17 7:00 PM at San Jose, Calif. (The Event Center)



Idaho State 54 • 0-4

#	Player	Total		3-Ptr		Rebounds			PF	TP	A	TO	Blk	Stl	Min
		FG-FGA	FG-FGA	FT-FTA	FT-FTA	Off	Def	Tot							
35	INGRAM, Kyle	f	3-5	0-0	1-1	1	2	3	4	7	2	0	0	1	23
13	TOPALOVIC, Novak	c	2-6	0-0	0-0	4	5	9	4	4	0	3	2	1	27
01	LUZCANDO, Geno	g	2-6	0-1	6-9	1	1	2	5	10	3	6	0	4	30
15	BOYD, Brandon	g	1-12	1-7	0-0	0	3	3	1	3	2	2	0	2	29
33	MCCSAN, Balint	g	3-7	2-6	0-0	0	0	0	2	8	1	1	0	3	21
05	STUTZMAN, Jared		3-7	1-3	5-6	0	2	2	0	12	0	1	1	0	15
11	NAKKEN, Erik		0-0	0-0	0-0	0	1	1	0	0	0	0	0	0	6
22	MCCORD, Jacob		0-4	0-1	0-0	2	3	5	0	0	1	2	0	0	11
24	TRUMAN, Blake		0-1	0-1	0-0	0	2	2	0	0	1	2	0	0	6
25	CHIVICHYAN, Gary		3-6	3-5	1-2	0	0	0	1	10	0	1	0	0	21
32	DOWD, Sam		0-0	0-0	0-0	0	0	0	2	0	1	0	0	0	11
Team						1	2	3							
Totals			17-54	7-24	13-18	9	21	30	19	54	11	18	3	11	200

FG % 1st Half: 6-24 25.0% 2nd half: 11-30 36.7% Game: 17-54 31.5% Deadball Rebounds 3
 3FG % 1st Half: 2-12 16.7% 2nd half: 5-12 41.7% Game: 7-24 29.2%
 FT % 1st Half: 1-2 50.0% 2nd half: 11-17 64.7% Game: 13-18 72.2%

San José State 62 • 2-3

#	Player	Total		3-Ptr		Rebounds			PF	TP	A	TO	Blk	Stl	Min
		FG-FGA	FG-FGA	FT-FTA	FT-FTA	Off	Def	Tot							
05	FISHER, Keith	f	4-9	0-0	0-2	2	1	3	3	8	0	2	0	1	12
32	WELAGE, Ryan	f	3-10	0-0	4-5	0	4	4	2	10	1	2	0	2	33
13	BARRY, Oumar	c	0-1	0-0	0-0	0	1	1	3	0	0	2	0	0	12
21	JAMES, Jalen	g	1-3	0-1	0-0	0	3	3	0	2	3	5	0	0	16
25	HILLSMAN, Jaycee	g	4-9	2-5	5-5	1	2	3	3	15	2	2	0	2	24
02	CARLISLE, Nai		2-8	0-1	3-4	3	3	6	1	7	4	2	0	2	26
10	NICHOLS, Isaiah		5-7	4-5	0-0	2	5	7	4	14	3	1	0	0	28
12	SIMMONS, Caleb		0-0	0-0	0-0	0	1	1	0	0	0	0	0	0	7
20	BAUMANN, Noah		0-1	0-0	1-2	1	2	3	1	1	1	1	0	0	14
41	CHASTAIN, Ashtin		2-5	0-1	1-4	4	4	8	4	5	1	1	0	1	28
Team						2	3	5							
Totals			21-53	6-13	14-22	15	29	44	21	62	15	20	2	8	200

FG % 1st Half: 8-33 24.2% 2nd half: 13-20 65.0% Game: 21-53 39.6% Deadball Rebounds 4,1
 3FG % 1st Half: 3-9 33.3% 2nd half: 3-4 75.0% Game: 6-13 46.2%
 FT % 1st Half: 3-5 60.0% 2nd half: 11-17 64.7% Game: 14-22 63.6%

Officials: Kevin Brill, Larry Spaulding, Rick Batsell
 Technical fouls: Idaho State-None. San José State-None.
 Attendance: 1278

Score by periods	1st	2nd	Total
Idaho State	15	39	54
San José State	22	40	62

Last FG - ISU 2nd-00:14, SJ 2nd-02:13.
 Largest lead - ISU by 3 1st-19:35, SJ by 13 2nd-08:52.
 ISU led for 04:15. SJ led for 30:24. Game was tied for 05:21.

Score tied - 3 times.
 Lead changed - 3 times.



Official Basketball Box Score -- Game Totals -- Final Statistics
San José State vs Bowling Green
 11/29/17 7 pm at Bowling Green, Ohio (Stroh Center)



San José State 79 • 2-4

#	Player	Total		3-Ptr		Rebounds			PF	TP	A	TO	Blk	Stl	Min
		FG-FGA	FG-FGA	FT-FTA	FT-FTA	Off	Def	Tot							
05	FISHER, Keith	f	3-6	0-0	2-2	3	8	11	3	8	0	2	0	1	32
20	BAUMANN, Noah	f	5-11	3-6	0-2	1	1	2	0	13	4	4	0	1	28
41	CHASTAIN, Ashtin	c	2-5	0-0	6-11	5	5	10	2	10	0	0	0	0	16
10	NICHOLS, Isaiah	g	0-0	0-0	0-0	0	0	0	3	0	1	0	0	0	3
25	HILLSMAN, Jaycee	g	0-2	0-1	0-0	0	0	0	4	0	1	1	0	0	4
02	CARLISLE, Nai		4-7	1-1	4-4	0	4	4	4	13	5	0	0	0	34
11	PARILLA, Ryan		0-0	0-0	0-0	0	0	0	0	0	1	1	0	0	10
12	SIMMONS, Caleb		0-2	0-1	0-0	1	1	2	0	0	0	1	0	0	4
13	BARRY, Oumar		6-8	0-0	0-2	3	6	9	5	12	0	1	3	0	24
21	JAMES, Jalen		0-4	0-2	0-0	1	2	3	0	0	1	3	1	0	9
32	WELAGE, Ryan		8-18	5-10	2-2	2	4	6	3	23	2	3	0	0	36
Team						0	2	2							
Totals			28-63	9-21	14-23	16	33	49	24	79	14	17	4	2	200

FG % 1st Half: 12-34 35.3% 2nd half: 16-29 55.2% Game: 28-63 44.4% Deadball Rebounds 4
 3FG % 1st Half: 3-10 30.0% 2nd half: 6-11 54.5% Game: 9-21 42.9%
 FT % 1st Half: 5-8 62.5% 2nd half: 9-15 60.0% Game: 14-23 60.9%

Bowling Green 85 • 6-2

#	Player	Total		3-Ptr		Rebounds			PF	TP	A	TO	Blk	Stl	Min
		FG-FGA	FG-FGA	FT-FTA	FT-FTA	Off	Def	Tot							
01	WIGGINS, Demajeo	f	6-12	0-0	5-7	3	9	12	3	17	0	3	0	4	33
40	KOCH, Derek	f	4-8	0-2	6-6	1	3	4	3	14	1	0	1	0	29
03	CALDWELL, Rodrick	g	3-9	2-7	3-4	0	1	1	1	11	5	1	0	0	32
15	FRYE, Dylan	g	2-10	2-7	3-4	0	6	6	1	9	4	1	0	3	34
10	TURNER, Justin	g	8-17	5-7	6-6	0	3	3	3	27	3	1	0	1	35
00	CUMMINGS, Nelly		1-3	0-1	0-0	0	0	0	0	2	2	0	0	1	11
13	UJU, Jeffrey		0-0	0-0	0-0	1	1	2	2	0	0	0	0	0	5
24	FOX, Matt		0-1	0-1	0-0	0	0	0	1	0	0	1	0	0	9
25	PLOWDEN, Daegwon		1-1	1-1	0-0	0	0	0	3	3	0	1	0	0	9
52	GADSON, Joniya		1-1	0-0	0-1	1	1	2	2	2	0	0	0	0	3
Team						2	0	2							
Totals			26-62	10-26	23-28	8	24	32	19	85	15	8	1	9	200

FG % 1st Half: 17-34 50.0% 2nd half: 9-28 32.1% Game: 26-62 41.9% Deadball Rebounds 0
 3FG % 1st Half: 6-14 42.9% 2nd half: 4-12 33.3% Game: 10-26 38.5%
 FT % 1st Half: 8-10 80.0% 2nd half: 15-18 83.3% Game: 23-28 82.1%

Officials: Rob Kueneman, Tim Stewart, Courtney Green
 Technical fouls: San José State-CHASTAIN, Ashtin. Bowling Green-None.
 Attendance: 1635

Score by periods	1st	2nd	Total
San José State	32	47	79
Bowling Green	48	37	85

Last FG - SJ 2nd-00:05, BGSU 2nd-03:39.
 Largest lead - SJ None, BGSU by 20 1st-02:48.
 SJ led for 00:00. BGSU led for 39:47. Game was tied for 00:13.

Score tied - 0 times.
 Lead changed - 0 times.



Official Basketball Box Score -- Game Totals -- Final Statistics
San José State vs Southern Illinois
 12/2/17 3:02 PM at Carbondale, IL



San José State 58 • 2-5

#	Player	Total		3-Ptr		Rebounds			PF	TP	A	TO	Blk	Stl	Min
		FG-FGA	FG-FGA	FT-FTA	FT-FTA	Off	Def	Tot							
02	CARLISLE, Nai	*	1-3	1-2	4-4	0	0	0	3	7	2	3	0	0	26
05	FISHER, Keith	*	1-2	0-0	1-3	2	5	7	4	3	0	1	0	0	18
13	BARRY, Oumar	*	4-4	0-0	1-3	0	1	1	2	9	0	3	1	0	23
20	BAUMANN, Noah	*	1-3	1-1	0-0	1	1	2	0	3	0	2	0	1	13
32	WELAGE, Ryan	*	4-10	0-0	2-2	0	3	3	0	10	0	3	0	0	30
10	NICHOLS, Isaiah		1-9	1-4	4-6	1	3	4	7	2	2	0	2	3	31
11	PARILLA, Ryan		0-1	0-0	0-0	0	0	0	0	0	1	1	0	0	8
12	SIMMONS, Caleb		0-0	0-0	0-0	0	0	0	1	0	0	0	0	0	4
25	HILLSMAN, Jaycee		5-11	0-4	5-6	1	1	2	1	15	1	2	0	2	26
41	CHASTAIN, Ashtin		1-2	0-1	2-3	1	2	3	1	4	2	2	1	0	21
Team						3	3	6							
Totals			18-45	3-12	19-27	9	19	28	14	58	8	20	2	5	200

FG % 1st Half: 6-18 33.3% 2nd half: 12-27 44.4% Game: 18-45 40.0% Deadball Rebounds 5
 3FG % 1st Half: 1-7 14.3% 2nd half: 2-5 40.0% Game: 3-12 25.0%
 FT % 1st Half: 7-10 70.0% 2nd half: 12-17 70.6% Game: 19-27 70.4%

Southern Illinois 76 • 4-2

#	Player		Total		3-Ptr	Rebounds			PF	TP	A	TO	Blk	Stl	Min
			FG-FGA	FG-FGA	FT-FTA	Off	Def	Tot							
33	Pippen,Kavion	c	9-10	0-0	4-4	1	0	1	3	22	1	4	3	4	34
00	Wiley,Jonathan	g	5-7	0-1	0-0	0	3	3	4	10	1	1	2	0	23
10	Cook,Aaron	g	5-11	2-4	0-0	1	2	3	1	12	3	2	0	0	32
13	Lloyd,Sean	g	3-10	1-3	2-2	2	2	4	3	9	3	1	0	0	34
22	Fletcher,Armon	g	5-9	1-4	4-5	1	5	6	4	15	1	1	1	1	22
04	McGill,Eric		1-4	0-3	0-0	2	1	3	1	2	5	4	0	5	30
11	Smithpeters,Tyler		0-3	0-2	0-0	0	2	2	4	0	1	1	0	0	8
15	Weiherr,Austin		0-0	0-0	0-0	0	0	0	1	0	0	0	0	0	1
24	Stradnieks,Rudy		2-3	0-1	2-2	1	3	4	4	6	0	2	0	0	10
25	Gooch,Brendon		0-0	0-0	0-0	0	1	1	1	0	0	1	0	0	6
	Team					1	2	3				1			
	Totals		30-57	4-18	12-13	9	21	30	26	76	15	18	6	10	200

2017-18 SEASON BOX SCORES



Official Basketball Box Score -- Game Totals -- Final Statistics San José State vs Portland 12/09/17 7:00 PM at Portland, Ore. (Chiles Center)



San José State 55 • 2-7

#	Player	Total		3-Ptr		Rebounds			PF	TP	A	TO	Blk	Stl	Min
		FG-FGA	FG-FGA	FT-FTA	FT-FTA	Off	Def	Tot							
05	FISHER, Keith	3-8	0-0	0-0	0-0	2	4	6	3	6	1	0	0	0	25
32	WELAGE, Ryan	5-12	1-4	10-11	2	4	6	3	21	2	4	0	1	1	31
13	BARRY, Oumar	1-3	0-0	1-2	0	1	1	3	3	0	1	0	2	2	21
10	NICHOLS, Isaiah	3-9	3-7	0-0	2	4	6	5	9	1	1	0	1	1	32
12	SIMMONS, Caleb	0-1	0-1	0-0	1	1	2	1	0	1	0	0	0	0	10
02	CARLISLE, Nai	2-5	1-1	1-2	0	3	3	1	6	2	1	0	0	0	22
11	PARILLA, Ryan	0-0	0-0	0-0	0	0	0	0	0	0	0	0	0	0	1
20	BAUMANN, Noah	1-4	0-3	0-0	0	0	0	1	2	0	1	1	1	1	13
21	JAMES, Jalen	0-1	0-1	0-0	0	1	1	1	0	0	0	0	0	0	8
25	HILLSMAN, Jaycee	2-5	1-2	2-3	1	2	3	1	7	1	4	0	1	1	22
41	CHASTAIN, Ashtin	0-1	0-0	1-2	0	1	1	3	1	1	0	0	0	0	15
Team						0	1	1							
Totals		17-49	6-19	15-20	8	22	30	22	55	9	12	1	6	200	

FG % 1st Half: 10-25 40.0% 2nd half: 7-24 29.2% Game: 17-49 34.7%
3FG % 1st Half: 3-9 33.3% 2nd half: 3-10 30.0% Game: 8-21 38.1%
FT % 1st Half: 9-12 75.0% 2nd half: 6-8 75.0% Game: 15-20 75.0%

Portland 64 • 4-6

#	Player	Total		3-Ptr		Rebounds			PF	TP	A	TO	Blk	Stl	Min
		FG-FGA	FG-FGA	FT-FTA	FT-FTA	Off	Def	Tot							
11	McSWIGGAN, Josh	6-10	2-5	0-0	0	4	4	1	14	2	1	0	0	0	30
15	HARTWICH, Philipp	2-2	0-0	2-6	1	7	8	4	6	1	1	2	2	2	24
02	WALKER, JoJo	3-8	2-5	5-6	0	0	2	13	5	1	1	0	0	0	35
10	SHAVER JR, Marcus	2-9	1-5	6-6	0	2	2	3	11	2	0	0	0	0	35
13	PORTER, Franklin	3-8	3-5	1-2	1	5	6	4	10	3	3	0	0	0	37
01	PORTER, Malcolm	0-1	0-1	0-0	0	0	0	0	0	0	3	0	0	0	10
03	JACKSON, Rashad	0-0	0-0	3-4	0	2	2	3	1	2	0	2	2	2	16
14	DIABATE, Tahirou	3-4	0-0	1-1	1	1	2	3	7	0	0	1	1	1	13
41	SMOYER, Joseph	0-0	0-0	0-0	0	0	0	0	0	0	0	0	0	0	0+
Team						0	2	2							
Totals		19-42	8-21	18-25	3	23	26	19	64	14	12	3	5	200	

FG % 1st Half: 10-23 43.5% 2nd half: 9-19 47.4% Game: 19-42 45.2%
3FG % 1st Half: 5-12 41.7% 2nd half: 3-9 33.3% Game: 8-21 38.1%
FT % 1st Half: 7-9 77.8% 2nd half: 11-16 68.8% Game: 18-25 72.0%

Officials: Doran Gotschall, Courtney Holmes, Jeremy Dente
Technical fouls: San José State-None. Portland-None.
Attendance: 2098

Score by periods		1st	2nd	Total	Points	In Paint	Off T/O	2nd Chance	Fast Break	Bench
		32	23	55						
San José State		32	23	55	SJ	20	8	12	0	16
Portland		32	32	64	POR	16	6	3	4	10

Last FG - SJ 2nd-00:04, POR 2nd-00:16.
Largest lead - SJ by 3 2nd-19:11, POR by 11 2nd-04:29.
SJ led for 02:51. POR led for 30:01. Game was tied for 07:08.

Score tied - 3 times.
Lead changed - 4 times.



Official Basketball Box Score -- Game Totals -- Final Statistics South Dakota vs San José State 12/17/17 3:00 PM at San Jose, Calif. (The Event Center)



South Dakota 76 • 11-3

#	Player	Total		3-Ptr		Rebounds			PF	TP	A	TO	Blk	Stl	Min
		FG-FGA	FG-FGA	FT-FTA	FT-FTA	Off	Def	Tot							
02	Carlton Hurst	2-3	0-1	7-8	1	4	5	1	11	0	1	0	1	1	28
03	Triston Simpson	3-6	0-2	1-2	0	1	1	1	7	3	4	0	1	1	38
12	Trey Burch-Manning	3-6	1-1	4-7	1	3	4	4	11	1	1	0	2	32	
13	Matt Mooney	7-16	4-8	0-0	0	4	4	2	18	1	3	0	1	1	34
25	Tyler Hagedorn	8-16	6-8	5-6	1	5	6	1	27	0	2	1	1	31	
20	Brandon Armstrong	0-3	0-2	0-0	0	1	1	0	0	0	1	0	0	0	6
22	Tyler Peterson	0-1	0-0	0-0	0	0	0	2	0	0	2	0	2	2	14
31	Dan Jech	0-0	0-0	0-0	0	0	0	1	0	0	0	0	0	0	2
34	Nick Fuller	0-1	0-0	2-2	3	2	5	4	2	0	2	0	0	0	12
45	Austin Sparks	0-0	0-0	0-0	0	0	0	0	0	0	0	0	0	0	3
Team						3	1	4							
Totals		23-52	11-22	19-25	9	21	30	16	76	5	17	1	8	200	

FG % 1st Half: 10-27 37.0% 2nd half: 13-25 52.0% Game: 23-52 44.2%
3FG % 1st Half: 3-9 33.3% 2nd half: 8-13 61.5% Game: 11-22 50.0%
FT % 1st Half: 10-13 76.9% 2nd half: 9-12 75.0% Game: 19-25 76.0%

San José State 62 • 2-8

#	Player	Total		3-Ptr		Rebounds			PF	TP	A	TO	Blk	Stl	Min
		FG-FGA	FG-FGA	FT-FTA	FT-FTA	Off	Def	Tot							
05	FISHER, Keith	4-6	0-0	2-3	4	4	8	4	10	0	2	0	1	1	25
10	NICHOLS, Isaiah	2-5	0-1	2-3	0	2	2	4	6	2	1	0	1	1	25
20	BAUMANN, Noah	0-6	0-3	0-0	1	0	1	1	0	1	4	0	3	15	
32	WELAGE, Ryan	5-9	1-2	2-2	0	4	4	0	13	1	2	0	0	29	
41	CHASTAIN, Ashtin	2-5	0-0	0-2	1	1	2	2	4	1	1	0	0	12	
02	CARLISLE, Nai	2-7	0-1	1-2	1	5	6	3	5	0	3	0	1	32	
12	SIMMONS, Caleb	0-1	0-1	0-0	0	0	0	1	0	0	0	0	1	4	
13	BARRY, Oumar	2-3	0-0	0-0	2	2	4	3	4	2	4	1	0	14	
23	MITCHELL, Brandon	6-6	1-1	4-5	1	3	4	0	17	1	1	3	0	23	
25	HILLSMAN, Jaycee	1-6	1-3	0-0	1	2	3	2	3	0	2	0	0	21	
Team						0	1	1							
Totals		24-54	3-12	11-17	11	24	35	20	62	8	22	4	7	200	

FG % 1st Half: 15-27 55.6% 2nd half: 9-27 33.3% Game: 24-54 44.4%
3FG % 1st Half: 2-7 28.6% 2nd half: 1-5 20.0% Game: 3-12 25.0%
FT % 1st Half: 5-9 55.6% 2nd half: 6-8 75.0% Game: 11-17 64.7%

Officials: Larry Spaulding, Eric Curry, Kipp Kissinger
Technical fouls: South Dakota-None. San José State-None.
Attendance: 1424

Score by periods		1st	2nd	Total	Points	In Paint	Off T/O	2nd Chance	Fast Break	Bench
		33	43	76						
South Dakota		33	43	76	SDK	18	28	11	15	2
San José State		37	25	62	SJ	22	11	15	2	29

Last FG - SDK 2nd-01:51, SJ 2nd-00:29.
Largest lead - SDK by 16 2nd-03:20, SJ by 12 1st-08:22.
SDK led for 22:14. SJ led for 16:23. Game was tied for 01:23.

Score tied - 5 times.
Lead changed - 6 times.



Official Basketball Box Score -- Game Totals -- Final Statistics San José State vs Santa Clara 12/21/17 7 p.m. at Leavay Center (Santa Clara, Calif.)



San José State 75 • 3-8

#	Player	Total		3-Ptr		Rebounds			PF	TP	A	TO	Blk	Stl	Min
		FG-FGA	FG-FGA	FT-FTA	FT-FTA	Off	Def	Tot							
05	FISHER, Keith	4-8	0-0	7-7	3	10	13	0	15	2	2	0	2	28	
32	WELAGE, Ryan	5-12	4-8	7-8	0	2	2	1	21	0	1	0	0	0	29
41	CHASTAIN, Ashtin	3-4	0-1	2-5	2	4	6	1	8	0	2	0	0	0	15
10	NICHOLS, Isaiah	2-4	1-2	0-0	0	5	5	2	5	0	4	0	1	23	
20	BAUMANN, Noah	0-2	0-0	0-0	0	1	1	1	0	4	1	0	0	9	
02	CARLISLE, Nai	0-0	0-0	0-2	0	0	0	3	0	4	3	0	0	0	15
12	SIMMONS, Caleb	0-1	0-1	0-0	0	1	1	0	0	0	0	0	0	0	8
13	BARRY, Oumar	3-6	0-0	6-6	1	3	4	4	12	0	2	0	0	0	19
21	JAMES, Jalen	1-2	0-0	2-2	1	1	2	1	4	3	0	0	0	1	20
23	MITCHELL, Brandon	1-2	0-0	0-0	0	2	2	2	2	0	2	0	0	0	13
25	HILLSMAN, Jaycee	3-4	0-0	2-3	0	6	6	3	8	2	2	1	0	21	
Team						0	2	2							
Totals		22-45	5-12	26-33	7	37	44	18	75	15	20	1	4	200	

FG % 1st Half: 14-25 56.0% 2nd half: 8-20 40.0% Game: 22-45 48.9%
3FG % 1st Half: 4-7 57.1% 2nd half: 1-5 20.0% Game: 5-12 41.7%
FT % 1st Half: 7-10 70.0% 2nd half: 19-23 82.6% Game: 26-33 78.8%

Santa Clara 63 • 3-9

#	Player	Total		3-Ptr	Rebounds				PF	TP	A	TO	Blk	Stl	Min
		FG-FGA	FG-FGA	FT-FTA	Off	Def	Tot								
04	PUGH, Jarvis	f	0-2	0-1	2-2	1	2	3	3	2	2	1	1	0	16
21	CARUSO, Henry	f	4-11	1-4	4-7	3	4	7	5	13	0	0	0	2	33
05	NDUMANYA, Emmanuel	c	0-1	0-0	0-2	7	2	9	5	0	1	2	0	4	25
10	FEAGIN, KJ	g	8-24	6-17	2-2	0	3	3	3	24	4	2	0	1	36
12	HAUSER, Matt	g	4-17	3-11	0-0	1	3	4	2	11	5	0	0	1	35
00	ROCHE, Julian		0-0	0-0	0-0	0	0	0	1	0	0	0	0	0	1
01	TURNER, Matt		1-5	1-4	0-0	0	0	0	2	3	0	0	0	0	10
03	JADERSTEN, Henrik		1-4	0-2	0-0	1	0	1	3	2	0	0	0	0	9
22	WALTERS, Shaquille		2-3	1-2	1-2	0	5	5	1	6	1	2	0	0	25
25	HEALY, Kai		1-3	0-1	0-0	1	2	3	3	2	0	0	0	0	10
	Team					0	0	0							
Totals			21-70	12-42	9-15	14	21	35	28	63	13	7	1	8	200

2017-18 SEASON BOX SCORES



Official Basketball Box Score -- Game Totals -- Final Statistics Colorado State vs San José State 12/30/17 2:00 PM at San Jose, Calif. (The Event Center)



Colorado State 59 • 8-7, 1-1 MW

#	Player		Total		3-Ptr		Rebounds			PF	TP	A TO Blk Stl					Min
			FG-FGA	FG-FGA	FT-FTA	Off Def Tot	PF	TP	A TO Blk Stl								
10	BOB, Che	f	1-6	0-0	3-4	4 5 9	3	5	1 0 1 0	32							
32	CARVACHO, Nico	c	4-8	0-0	2-2	1 5 6	2	10	0 2 0 3	33							
11	NIXON, Prentiss	g	6-16	3-9	4-5	0 1 1	2	19	2 2 0 2	39							
15	BONNER, Anthony	g	2-7	1-4	1-2	1 2 3	2	6	0 2 0 0	28							
22	PAIGE, J.D.	g	2-7	1-5	0-0	0 1 1	2	5	4 2 0 2	25							
03	MITCHELL, Raquan		1-4	0-0	0-0	1 2 3	0	2	0 1 0 1	18							
13	JENKINS, Lorenzo		2-3	2-3	0-0	0 2 2	3	6	0 0 0 0	12							
14	BERWICK, Robbie		1-3	1-2	3-4	1 0 1	0	6	1 0 0 0	10							
21	RYAN, Logan		0-0	0-0	0-0	0 0 0	0	0	0 0 0 0	3							
Team						0 3 3			1								
Totals			19-54	8-23	13-17	8 21 29	14	59	8 10 1 8	200							

FG % 1st Half: 6-27 22.2% 2nd half: 13-27 48.1% Game: 19-54 35.2% Deadball Rebounds 0
3FG % 1st Half: 1-11 9.1% 2nd half: 7-12 58.3% Game: 8-23 34.8%
FT % 1st Half: 7-8 87.5% 2nd half: 6-9 66.7% Game: 13-17 76.5%

San José State 52 • 3-10, 0-2 MW

#	Player		Total		3-Ptr		Rebounds			PF	TP	A TO Blk Stl					Min
			FG-FGA	FG-FGA	FT-FTA	Off Def Tot	PF	TP	A TO Blk Stl								
05	FISHER, Keith	f	2-4	0-0	0-0	1 9 10	4	4	3 4 0 1	24							
32	WELAGE, Ryan	f	7-13	2-6	0-0	0 4 4	0	16	2 3 1 1	35							
41	CHASTAIN, Ashtin	c	0-3	0-1	1-2	2 5 7	3	1	1 0 1 1	19							
10	NICHOLS, Isaiah	g	1-7	0-3	1-2	2 4 6	3	3	0 2 0 1	23							
20	BAUMANN, Noah	g	5-7	4-6	0-0	0 1 1	0	14	0 4 0 0	17							
12	SIMMONS, Caleb		0-2	0-2	0-0	0 0 0	1	0	2 0 0 0	7							
13	BARRY, Oumar		2-3	0-0	1-3	0 3 3	0	5	0 1 0 0	22							
21	JAMES, Jalen		0-2	0-1	0-0	1 1 2	5	0	2 1 0 1	23							
23	MITCHELL, Brandon		3-3	0-0	0-0	0 0 0	3	6	1 3 1 1	12							
25	HILLSMAN, Jaycee		1-2	1-1	0-0	0 3 3	2	3	2 4 0 0	18							
Team						0 1 1			1								
Totals			21-46	7-20	3-7	6 31 37	21	52	13 23 3 6	200							

FG % 1st Half: 13-25 52.0% 2nd half: 8-21 38.1% Game: 21-46 45.7% Deadball Rebounds 2
3FG % 1st Half: 4-11 36.4% 2nd half: 3-9 33.3% Game: 7-20 35.0%
FT % 1st Half: 1-3 33.3% 2nd half: 2-4 50.0% Game: 3-7 42.9%

Officials: Larry Spaulding, Kelly Self, Tom O'Neill
Technical fouls: Colorado State-None. San José State-None.
Attendance: 1385

Score by periods	1st	2nd	Total
Colorado State	20	39	59
San José State	31	21	52

Last FG - CSU 2nd-01:35, SJ 2nd-02:58.
Largest lead - CSU by 8 2nd-00:11, SJ by 15 1st-03:49.
CSU led for 05:31. SJ led for 32:09. Game was tied for 02:20.

Score tied - 2 times.
Lead changed - 1 time.

Points	In Paint	Off T/O	2nd Chance	Fast Break	Bench
CSU	18	26	9	7	14
SJ	16	2	3	2	14



Official Basketball Box Score -- Game Totals -- Final Statistics UNLV vs San José State 01/03/18 8:00 PM at San Jose, Calif. (The Event Center)



UNLV 82 • 12-3, 1-1 MW

#	Player		Total		3-Ptr		Rebounds			PF	TP	A TO Blk Stl					Min
			FG-FGA	FG-FGA	FT-FTA	Off Def Tot	PF	TP	A TO Blk Stl								
10	JUISTON, Shakur	f	5-10	0-0	4-6	1 5 6	3	14	1 5 0 1	36							
44	MCCOY, Brandon	f	7-14	0-0	9-11	2 1 3	4	23	1 2 1 1	30							
01	CLYBURN, Kris	g	4-8	2-5	3-4	3 3 6	3	13	2 3 1 1	40-							
24	JOHNSON, Jordan	g	2-9	1-4	5-6	2 2 4	1	10	7 3 0 3	40-							
30	MOORING, Jovan	g	1-2	1-1	1-2	0 2 2	2	4	6 4 0 0	38							
03	HARDY, Amauri		1-3	1-3	0-0	0 2 2	3	3	1 1 0 1	16							
14	BECK, Tervell		4-7	0-0	1-2	2 1 3	0	9	0 1 0 0	10							
34	DIONG, Cheikh Mbacke		2-2	0-0	2-4	1 4 5	1	6	1 2 2 2	15							
Team						2 1 3											
Totals			26-55	5-13	25-35	13 21 34	17	82	19 21 4 9	225							

FG % 1st Half: 16-31 51.6% 2nd half: 8-21 38.1% OT: 2-3 66.7% Game: 26-55 47.3% Deadball Rebounds 8
3FG % 1st Half: 3-6 50.0% 2nd half: 1-6 16.7% OT: 1-1 100.0% Game: 5-13 38.5%
FT % 1st Half: 2-4 50.0% 2nd half: 12-15 80.0% OT: 11-16 68.8% Game: 25-35 71.4%

San José State 76 • 3-11, 0-3 MW

#	Player		Total		3-Ptr		Rebounds			PF	TP	A TO Blk Stl					Min
			FG-FGA	FG-FGA	FT-FTA	Off Def Tot	PF	TP	A TO Blk Stl								
05	FISHER, Keith	f	4-6	0-0	0-0	1 1 2	5	8	0 4 0 2	25							
32	WELAGE, Ryan	f	8-15	3-7	4-4	0 6 6	4	23	3 1 0 1	39							
41	CHASTAIN, Ashtin	c	2-4	0-1	1-2	0 2 2	5	5	3 4 2 0	28							
10	NICHOLS, Isaiah	g	1-1	0-0	0-0	0 1 1	1	2	2 3 0 1	11							
20	BAUMANN, Noah	g	4-7	4-5	0-0	0 2 2	0	12	0 1 0 0	24							
02	CARLISLE, Nai		3-4	1-1	0-0	0 2 2	2	7	4 4 0 2	26							
12	SIMMONS, Caleb		0-0	0-0	0-0	1 0 1	1	0	0 0 0 1	4							
13	BARRY, Oumar		2-6	0-2	0-2	2 0 2	2	4	0 2 0 0	13							
21	JAMES, Jalen		0-1	0-1	0-0	1 1 2	2	0	1 0 0 0	11							
23	MITCHELL, Brandon		3-9	0-2	0-2	4 1 5	4	6	1 1 1 3	21							
25	HILLSMAN, Jaycee		2-6	2-3	3-4	1 1 2	2	9	2 1 1 1	23							
Team						2 1 3											
Totals			29-59	10-22	8-14	12 18 30	28	76	16 23 4 11	225							

FG % 1st Half: 13-29 44.8% 2nd half: 13-22 59.1% OT: 3-8 37.5% Game: 29-59 49.2% Deadball Rebounds 3
3FG % 1st Half: 3-9 33.3% 2nd half: 5-8 62.5% OT: 2-5 40.0% Game: 10-22 45.5%
FT % 1st Half: 1-4 25.0% 2nd half: 5-8 62.5% OT: 2-2 100.0% Game: 8-14 57.1%

Officials: Tommy Nunez, Bob Staffen, Randy Heimerman
Technical fouls: UNLV-None. San José State-None.
Attendance: 1376

Score by periods	1st	2nd	OT	Total
UNLV	37	29	16	82
San José State	30	36	10	76

Last FG - UNLV OT-00:54, SJ OT-00:05.
Largest lead - UNLV by 11 2nd-05:17, SJ by 8 1st-13:07.

Points	In Paint	Off T/O	2nd Chance	Fast Break	Bench
UNLV	32	23	13	4	18
SJ	30	14	12	2	26

Score tied - 7 times.
Lead changed - 6 times.

#2 NAI CARLISLE

Guard | 6-2 | 200 | FR | RS

West Lafayette, Ind. (West Lafayette HS)



SEASON HIGHS

Points 13 at Bowling Green, 11/29
Rebounds 6, 2x - last vs. South Dakota, 12/17
Assists 5 at Bowling Green, 11/29
Field Goals Made 4 at Bowling Green, 11/29
Field Goal Attempts 8, 2x - last at Denver, 12/5
3-pt FG Made 1 at Bowling Green, 11/29
3-pt FG Attempts 1, 2x- last at Bowling Green, 11/29
Free Throws Made 5 at Denver, 12/5
Free Throw Attempts 5 at Denver, 12/5
Blocks -
Steals 2 vs Idaho State, 11/22
Minutes 34, 2x - last at Denver 12/5

NOTES

2017-18: Closed non-conference play averaging 6.1 points, 3.0 rebounds and 2.8 assists per game ... 13 points, 5 assists and 0 turnovers in a career-high 34 minutes at Bowling Green (11/29) ... A natural righty who always shot the ball with his left hand, just switched to shooting right-handed on Sept. 23.

Opponent	Date	gs	min	Total		3-Pointers		Free throws		Rebounds				pf	a	t/o	blk	stl	pts	avg
				fg-fga	pct	3fg-fga	pct	ft-fa	pct	off	def	tot	avg							
ANTELOPE VALLEY	11/10/17	dnp		-	-	-	-	-	-	-	-	-	-	-	-	-	-	-	-	-
SAN DIEGO	11/12/17	dnp		-	-	-	-	-	-	-	-	-	-	-	-	-	-	-	-	-
at Southern Utah	11/16/17	dnp		-	-	-	-	-	-	-	-	-	-	-	-	-	-	-	-	-
SAINT MARY'S	11/19/17	6	0-0	.000	0-0	.000	0-0	.000	0	0	0	0.0	1	1	0	0	0	0	0	0.0
IDAHO STATE	11/22/17	26	2-8	.250	0-1	.000	3-4	.750	3	3	6	3.0	1	4	2	0	2	7	3.5	
at Bowling Green	11/29/17	34	4-7	.571	1-1	1.000	4-4	1.000	0	4	4	3.3	4	5	0	0	0	13	6.7	
at Southern Illinois	12/2/17	*	26	1-3	.333	1-2	.500	4-4	1.000	0	0	0	2.5	3	2	3	0	7	6.8	
at Denver	12/5/17	*	34	3-8	.375	0-0	.000	5-5	1.000	0	5	5	3.0	2	4	1	0	11	7.6	
at Portland	12/09/17	22	2-5	.400	1-1	1.000	1-2	.500	0	3	3	3.0	1	2	1	0	0	6	7.3	
SOUTH DAKOTA	12/17/17	32	2-7	.286	0-1	.000	1-2	.500	1	5	6	3.4	3	0	3	0	1	5	7.0	
at Santa Clara	12/21/17	15	0-0	.000	0-0	.000	0-2	.000	0	0	0	3.0	3	4	3	0	0	0	6.1	
at Utah State	12/27/17	6	0-1	.000	0-1	.000	0-0	.000	0	1	1	2.8	3	2	3	0	0	0	5.4	
COLORADO STATE	12/30/17	dnp		-	-	-	-	-	-	-	-	-	-	-	-	-	-	-	-	-
UNLV	01/03/18	26	3-4	.750	1-1	1.000	0-0	.000	0	2	2	2.7	2	4	4	0	2	7	5.6	
Totals		2	227	17-43	.395	4-8	.500	18-23	.783	4	23	27	2.7	23	28	20	0	5	56	5.6

Games played: 10
Minutes/game: 22.7
Points/game: 5.6
FG Pct: 39.5
3FG Pct: 50.0
FT Pct: 78.3

Rebounds/game: 2.7
Assists/game: 2.8
Turnovers/game: 2.0
Assist/turnover ratio: 1.4
Steals/game: 0.5

SEASON STATISTICS

SEASON	G-S	MIN	FG-FGA	Pct.	3FG-FGA	Pct.	FT-FTA	Pct.	REB	Avg.	A	TO	BLK	S	Pts.	Avg.
2017-18	10-2	227	17-43	.395	4-8	.500	18-23	.783	4-23-27	2.7	28	20	0	5	56	5.6

#5 KEITH FISHER, III

Forward | 6-8 | 215 | FR | RS

Los Angeles, Calif. (Westchester HS)



SEASON HIGHS

Points 15 at Santa Clara, 12/21
Rebounds 13 at Santa Clara, 12/21
Assists 2, 2x - last at Santa Clara, 12/21
Field Goals Made 5 vs. Saint Mary's, 11/19
Field Goal Attempts 9 vs. Idaho State, 11/22
3-pt FG Made -
3-pt FG Attempts -
Free Throws Made 7 at Santa Clara, 12/21
Free Throw Attempts 8 at Santa Clara, 12/21
Blocks 1, 2x - last at Utah State, 12/27
Steals 2, 3x - last vs. UNLV, 1/3
Minutes 32 at Bowling Green, 11/29

NOTES

2017-18: Grabbed a game-high 10 rebounds against Colorado State ... Notched first career double-double with career-highs of 15 points and 13 rebounds at Santa Clara (12/21) ... Took over as the team's leading rebounder (6.4) after the game at Santa Clara ... Grabbed 11 rebounds to go along with nine points against Bowling Green (11/29) ... 14 points against #21-Saint Mary's (11/19).

MORE ON KEITH: Redshirted the 2016-17 season while rehabbing a knee injury ... 2015-16 Los Angeles City Section Player of the Year as a senior at Westchester HS ... No. 2-rated power forward in California according to ESPN.com upon his arrival at San José State.

Opponent	Date	gs	min	Total		3-Pointers		Free throws		Rebounds				pf	a	t/o	blk	stl	pts	avg	
				fg-fga	pct	3fg-fga	pct	ft-fa	pct	off	def	tot	avg								
ANTELOPE VALLEY	11/10/17	*	18	4-7	.571	0-0	.000	4-4	1.000	2	4	6	6.0	2	2	3	1	0	12	12.0	
SAN DIEGO	11/12/17	*	17	3-7	.429	0-0	.000	3-6	.500	0	2	2	4.0	4	0	2	0	9	10.5		
at Southern Utah	11/16/17	*	17	2-2	1.000	0-0	.000	0-1	.000	1	3	4	4.0	4	0	2	0	4	8.3		
SAINT MARY'S	11/19/17	*	23	5-7	.714	0-0	.000	4-5	.800	1	3	4	4.0	1	1	1	0	2	14	9.8	
IDAHO STATE	11/22/17	*	12	4-9	.444	0-0	.000	0-2	.000	2	1	3	3.8	3	0	2	0	1	8	9.4	
at Bowling Green	11/29/17	*	32	3-6	.500	0-0	.000	2-2	1.000	3	8	11	5.0	3	0	2	0	1	8	9.2	
at Southern Illinois	12/2/17	*	18	1-2	.500	0-0	.000	1-3	.333	2	5	7	5.3	4	0	1	0	3	8.3		
at Denver	12/5/17	*	29	4-5	.800	0-0	.000	2-4	.500	1	5	6	5.4	3	0	3	0	0	10	8.5	
at Portland	12/09/17	*	25	3-8	.375	0-0	.000	0-0	.000	2	4	6	5.4	3	1	0	0	0	6	8.2	
SOUTH DAKOTA	12/17/17	*	25	4-6	.667	0-0	.000	2-3	.667	4	4	8	5.7	4	0	2	0	1	10	8.4	
at Santa Clara	12/21/17	*	28	4-8	.500	0-0	.000	7-7	1.000	3	10	13	6.4	0	2	2	0	2	15	9.0	
at Utah State	12/27/17	*	14	0-3	.000	0-0	.000	0-0	.000	1	2	3	6.1	2	0	4	1	0	0	8.3	
COLORADO STATE	12/30/17	*	24	2-4	.500	0-0	.000	0-0	.000	1	9	10	6.4	4	3	4	0	1	4	7.9	
UNLV	01/03/18	*	25	4-6	.667	0-0	.000	0-0	.000	1	1	2	6.1	5	0	4	0	2	8	7.9	
Totals			14	307	43-80	.538	0-0	.000	25-37	.676	24	61	85	6.1	42	9	32	2	10	111	7.9

Games played: 14
Minutes/game: 21.9
Points/game: 7.9
FG Pct: 53.8
FT Pct: 67.6

Rebounds/game: 6.1
Assists/game: 0.6
Turnovers/game: 2.3
Assist/turnover ratio: 0.3
Steals/game: 0.7
Blocks/game: 0.1

SEASON STATISTICS

SEASON	G-S	MIN	FG-FGA	Pct.	3FG-FGA	Pct.	FT-FTA	Pct.	REB	Avg.	A	TO	BLK	S	Pts.	Avg.
2017-18	14-14	307	43-80	.538	0-0	.000	25-37	.676	24-61-85	6.1	9	32	2	10	111	7.9

#10 ISAIAH NICHOLS

Guard | 6-2 | 180 | FR | HS

Oxnard, Calif. (Santa Clara HS)



SEASON HIGHS

Points	14 vs. Idaho State, 11/22
Rebounds	10 vs. Antelope Valley, 11/10
Assists	6 vs. Antelope Valley, 11/10
Field Goals Made	5 vs. Idaho State, 11/22
Field Goal Attempts	9, 2x - last at Southern Illinois, 12/2
3-pt FG Made	4 vs. Idaho State, 11/22
3-pt FG Attempts	5 vs. Idaho State, 11/22
Free Throws Made	3 at Southern Utah, 11/16
Free Throw Attempts	4 at Southern Utah, 11/16
Blocks	1, 3x - last at Denver, 12/5
Steals	1, 3x - last vs. South Dakota, 12/17
Minutes	28 vs. Idaho State, 11/22

CAREER HIGHS

Points	14 vs. Idaho State, 11/22/17
Rebounds	10 vs. Antelope Valley, 11/10/17
Assists	10 vs. Portland, 11/15/16
Field Goals Made	5, 2x - last vs. Idaho State, 11/22/17
Field Goal Attempts	9 vs. Antelope Valley, 11/10/17
3-pt FG Made	4 vs. Idaho State, 11/22/17
3-pt FG Attempts	5 vs. Idaho State, 11/22/17
Free Throws Made	3, 3x - last at UNLV, 2/11/17
Free Throw Attempts	7 at Montana, 12/7/16
Blocks	1, 3x - last at Denver, 12/5/17
Steals	3, 2 - last vs. Santa Clara, 12/3/16
Minutes	28 vs. Idaho State, 11/22/17

NOTES

2017-18: One of the team's top rebounders at 5.1 per game ... Led the team in rebounding through the first 10 games of the year ... Career-high 14 points in the win over Idaho State (11/22).

Opponent	Date	gs	min	Total		3-Pointers		Free throws		Rebounds				pf	a	t/o	blk	stl	pts	avg
				fg-fga	pct	3fg-fga	pct	ft-fa	pct	off	def	tot	avg							
ANTELOPE VALLEY	11/10/17	21	3-9	.333	0-2	.000	0-1	.000	0	10	10	10.0	0	6	3	0	0	0	6	6.0
SAN DIEGO	11/12/17	25	3-5	.600	0-1	.000	1-3	.333	3	5	8	9.0	4	3	2	1	0	7	6.5	
at Southern Utah	11/16/17	26	2-3	.667	0-0	.000	3-4	.750	1	6	7	8.3	2	1	3	1	1	7	6.7	
SAINT MARY'S	11/19/17	20	0-0	.000	0-0	.000	0-0	.000	0	6	6	7.8	2	4	2	0	1	0	5.0	
IDAHO STATE	11/22/17	28	5-7	.714	4-5	.800	0-0	.000	2	5	7	7.6	4	3	1	0	0	14	6.8	
at Bowling Green	11/29/17	*	3	0-0	.000	0-0	.000	0-0	.000	0	0	0	6.3	3	0	1	0	0	0	5.7
at Southern Illinois	12/2/17	31	1-9	.111	1-4	.250	4-6	.667	1	3	4	6.0	2	2	2	0	2	7	5.9	
at Denver	12/5/17	25	1-3	.333	1-3	.333	2-3	.667	2	6	8	6.3	3	0	1	1	1	5	5.8	
at Portland	12/09/17	*	32	3-9	.333	3-7	.429	0-0	.000	2	4	6	6.2	5	1	1	0	1	9	6.1
SOUTH DAKOTA	12/17/17	*	25	2-5	.400	0-1	.000	2-3	.667	0	2	2	5.8	4	2	1	0	1	6	6.1
at Santa Clara	12/21/17	*	23	2-4	.500	1-2	.500	0-0	.000	0	5	5	5.7	2	0	4	0	1	5	6.0
at Utah State	12/27/17	*	14	2-3	.667	1-1	1.000	0-0	.000	0	2	2	5.4	1	3	1	0	0	5	5.9
COLORADO STATE	12/30/17	*	23	1-7	.143	0-3	.000	1-2	.500	2	4	6	5.5	3	0	2	0	1	3	5.7
UNLV	01/03/18	*	11	1-1	1.000	0-0	.000	0-0	.000	0	1	1	5.1	1	2	3	0	1	2	5.4
Totals		7	307	26-65	.400	11-29	.379	13-22	.591	13	59	72	5.1	36	27	27	3	10	76	5.4

Games played: 14
Minutes/game: 21.9
Points/game: 5.4
FG Pct: 40.0
3FG Pct: 37.9
FT Pct: 59.1

Rebounds/game: 5.1
Assists/game: 1.9
Turnovers/game: 1.9
Assist/turnover ratio: 1.0
Steals/game: 0.7
Blocks/game: 0.2

CAREER STATISTICS

SEASON	G-S	MIN	FG-FGA	Pct.	3FG-FGA	Pct.	FT-FTA	Pct.	REB	Avg.	A	TO	BLK	S	Pts.	Avg.
2016-17	29-11	479	42-100	.420	10-29	.345	31-61	.508	5-53-58	2.0	54	46	0	20	125	4.3
2017-18	14-7	307	26-65	.400	11-29	.379	13-22	.591	13-59-72	5.1	27	27	3	10	76	5.4
CAREER	43-18	786	68-165	.412	21-58	.362	44-83	.530	18-112-130	3.0	82	73	3	30	201	4.7

#11 RYAN PARILLA

Guard | 5-11 | 160 | FR | HS

Union City, Calif. (James Logan HS)



SEASON HIGHS

Points	2 vs. Antelope Valley, 11/10
Rebounds	3 vs. Antelope Valley, 11/10
Assists	4 vs. Antelope Valley, 11/10
Field Goals Made	1 vs. Antelope Valley, 11/10
Field Goal Attempts	4 vs. Antelope Valley, 11/10
3-pt FG Made	-
3-pt FG Attempts	-
Free Throws Made	-
Free Throw Attempts	1 vs. Antelope Valley, 11/10
Blocks	-
Steals	1 vs. Antelope Valley, 11/10
Minutes	19 vs. Antelope Valley, 11/10

NOTES

2017-18: In his first season with the Spartans ... Nick-named “The Pinoy Punisher” ... Averaged 14.3 points, 3.0 rebound and 2.7 assists per game as a senior while leading the Colts to the California Interscholastic Federation Division I state title game played at the Golden 1 Center in Sacramento.

MORE ON RYAN: The “Pinoy Punisher” has aspirations to play basketball one day in the Philippines.

Opponent	Date	gs	min	Total		3-Pointers		Free throws		Rebounds				pf	a	t/o	blk	stl	pts	avg	
				fg-fga	pct	3fg-fga	pct	ft-fta	pct	off	def	tot	avg								
ANTELOPE VALLEY	11/10/17		19	1-4	.250	0-0	.000	0-1	.000	1	2	3	3.0	4	4	0	1	2	2.0		
SAN DIEGO	11/12/17		dnp	-	-	-	-	-	-	-	-	-	-	-	-	-	-	-	-		
at Southern Utah	11/16/17		1	0-0	.000	0-0	.000	0-0	.000	0	0	0	1.5	1	0	0	0	0	1.0		
SAINT MARY'S	11/19/17		dnp	-	-	-	-	-	-	-	-	-	-	-	-	-	-	-	-		
IDAHO STATE	11/22/17		dnp	-	-	-	-	-	-	-	-	-	-	-	-	-	-	-	-		
at Bowling Green	11/29/17		10	0-0	.000	0-0	.000	0-0	.000	0	0	0	1.0	0	1	1	0	0	0.7		
at Southern Illinois	12/2/17		8	0-1	.000	0-0	.000	0-0	.000	0	0	0	0.8	0	1	1	0	0	0.5		
at Denver	12/5/17		dnp	-	-	-	-	-	-	-	-	-	-	-	-	-	-	-	-		
at Portland	12/09/17		1	0-0	.000	0-0	.000	0-0	.000	0	0	0	0.6	0	0	0	0	0	0.4		
SOUTH DAKOTA	12/17/17		dnp	-	-	-	-	-	-	-	-	-	-	-	-	-	-	-	-		
at Santa Clara	12/21/17		dnp	-	-	-	-	-	-	-	-	-	-	-	-	-	-	-	-		
at Utah State	12/27/17		dnp	-	-	-	-	-	-	-	-	-	-	-	-	-	-	-	-		
COLORADO STATE	12/30/17		dnp	-	-	-	-	-	-	-	-	-	-	-	-	-	-	-	-		
UNLV	01/03/18		dnp	-	-	-	-	-	-	-	-	-	-	-	-	-	-	-	-		
Totals			0	39	1-5	.200	0-0	.000	0-1	.000	1	2	3	0.6	5	6	2	0	1	2	0.4

Games played: 5
Minutes/game: 7.8
Points/game: 0.4
FG Pct: 20.0
FT Pct: 0.0

Rebounds/game: 0.6
Assists/game: 1.2
Turnovers/game: 0.4
Assist/turnover ratio: 3.0
Steals/game: 0.2

SEASON STATISTICS

SEASON	G-S	MIN	FG-FGA	Pct.	3FG-FGA	Pct.	FT-FTA	Pct.	REB	Avg.	A	TO	BLK	S	Pts.	Avg.
2017-18	5-0	39	1-5	.200	0-0	.000	0-1	.000	1-2-3	0.6	6	2	0	1	2	0.4

#12 CALEB SIMMONS

Guard | 6-6 | 195 | FR | HS

Vallejo, Calif. (Desert Vista HS)



SEASON HIGHS

Points 6 vs. Antelope Valley, 11/10
 Rebounds 8 vs. Antelope Valley, 11/10
 Assists 3 vs. Antelope Valley, 11/10
 Field Goals Made 2 vs. Antelope Valley, 11/10
 Field Goal Attempts 6 vs. Antelope Valley, 11/10
 3-pt FG Made -
 3-pt FG Attempts 3 vs. Antelope Valley, 11/10
 Free Throws Made 2, 2x - last vs. San Diego, 11/12
 Free Throw Attempts 2, 2x - last vs. San Diego, 11/12
 Blocks -
 Steals 1, 4x - last vs. UNLV, 1/3
 Minutes 21 vs. Antelope Valley, 11/10

NOTES

2017-18: Made the first start of his Spartan career at Portland (12/9) ... Averaging around eight minutes per game as a reserve guard ... Scored six points and grabbed eight rebounds in 21 minutes off the bench in his Spartan debut (11/10)

HIGH SCHOOL: An All-Conference second-team choice by *AZPreps365.com* ... An *East Valley Tribune* honorable mention guard ... Finished senior season averaging 12 points and five rebounds per game while guiding the Thunder to the Arizona State 6A semifinal game ... Desert Vista finished the year ranked eighth in the state of Arizona with a 19-6 overall record.

Opponent	Date	Total			3-Pointers		Free throws		Rebounds											
		gs	min	fg-fga	pct	3fg-fga	pct	ft-fa	pct	off	def	tot	avg	pf	a	t/o	blk	stl	pts	avg
ANTELOPE VALLEY	11/10/17		21	2-6	.333	0-3	.000	2-2	1.000	3	5	8	8.0	2	3	2	0	1	6	6.0
SAN DIEGO	11/12/17		7	0-1	.000	0-0	.000	2-2	1.000	0	1	1	4.5	0	0	1	0	1	2	4.0
at Southern Utah	11/16/17		7	0-1	.000	0-1	.000	0-0	.000	0	0	0	3.0	0	0	1	0	0	0	2.7
SAINT MARY'S	11/19/17		12	0-2	.000	0-1	.000	0-0	.000	0	0	0	2.3	0	0	1	0	0	0	2.0
IDAHO STATE	11/22/17		7	0-0	.000	0-0	.000	0-0	.000	0	1	1	2.0	0	0	0	0	0	0	1.6
at Bowling Green	11/29/17		4	0-2	.000	0-1	.000	0-0	.000	1	1	2	2.0	0	0	1	0	0	0	1.3
at Southern Illinois	12/2/17		4	0-0	.000	0-0	.000	0-0	.000	0	0	0	1.7	1	0	0	0	0	0	1.1
at Denver	12/5/17		dnp	-	-	-	-	-	-	-	-	-	-	-	-	-	-	-	-	-
at Portland	12/09/17	*	10	0-1	.000	0-1	.000	0-0	.000	1	1	2	1.8	1	1	0	0	0	0	1.0
SOUTH DAKOTA	12/17/17		4	0-1	.000	0-1	.000	0-0	.000	0	0	0	1.6	1	0	0	0	1	0	0.9
at Santa Clara	12/21/17		8	0-1	.000	0-1	.000	0-0	.000	0	1	1	1.5	0	0	0	0	0	0	0.8
at Utah State	12/27/17		14	0-0	.000	0-0	.000	0-0	.000	0	3	3	1.6	0	1	0	0	0	0	0.7
COLORADO STATE	12/30/17		7	0-2	.000	0-2	.000	0-0	.000	0	0	0	1.5	1	2	0	0	0	0	0.7
UNLV	01/03/18		4	0-0	.000	0-0	.000	0-0	.000	1	0	1	1.5	1	0	0	0	1	0	0.6
Totals		1	109	2-17	.118	0-11	.000	4-4	1.000	6	13	19	1.5	7	7	6	0	4	8	0.6

Games played: 13
 Minutes/game: 8.4
 Points/game: 0.6
 FG Pct: 11.8
 3FG Pct: 0.0
 FT Pct: 100.0

Rebounds/game: 1.5
 Assists/game: 0.5
 Turnovers/game: 0.5
 Assist/turnover ratio: 1.2
 Steals/game: 0.3

SEASON STATISTICS

SEASON	G-S	MIN	FG-FGA	Pct.	3FG-FGA	Pct.	FT-FTA	Pct.	REB	Avg.	A	TO	BLK	S	Pts.	Avg.
2017-18	13-1	109	2-17	.188	0-11	.000	4-4	1.000	6-13-19	1.5	7	6	0	4	8	0.6

#13 OUMAR BARRY

Center | 6-11 | 230 | JR | JC

Conakry, Guinea (Iowa Western CC)



SEASON HIGHS

Points 12, 2x - last at Santa Clara, 12/21
Rebounds 9 at Bowling Green, 11/29
Assists 2 vs. South Dakota, 12/17
Field Goals Made 6 at Bowling Green, 11/29
Field Goal Attempts 12 vs. Saint Mary's 11/19
3-pt FG Made 1 at Southern Utah, 11/16
3-pt FG Attempts 3 vs. Saint Mary's, 11/19
Free Throws Made 6 at Santa Clara, 12/21
Free Throw Attempts 6, 2x - last at Santa Clara, 12/21
Blocks 3, 3x - last at Bowling Green, 11/29
Steals 1 vs. Saint Mary's, 11/19
Minutes 29 vs. Saint Mary's, 11/19

CAREER HIGHS

Points 12, 2x - last at Santa Clara, 12/21/17
Rebounds 9 at Bowling Green, 11/29/17
Assists 2 vs. South Dakota, 12/17/17
Field Goals Made 6 at Bowling Green, 11/29/17
Field Goal Attempts 12 vs. Saint Mary's 11/19/17
3-pt FG Made 1 at Southern Utah, 11/16/17
3-pt FG Attempts 3 vs. Saint Mary's, 11/19/17
Free Throws Made at Santa Clara, 12/21/17
Free Throw Attempts .. 6, 2x - last at Santa Clara, 12/21/17
Blocks 3, 3x - last at Bowling Green, 11/29/17
Steals 1 vs. Saint Mary's, 11/19/17
Minutes 29 vs. Saint Mary's, 11/19/17

NOTES

2017-18: Matched a career-high with 12 points at Santa Clara (12/21)... Hit all six of his free throws against Santa Clara ... Career-highs of 12 points and nine rebounds against Bowling Green (11/29).

MORE ON OUMAR: Pronounced OO-mar ... Appeared in 12 games for DePaul during the 2015-16 season before transferring to Iowa Western CC for the 2016-17 season ... Speaks four languages with French being his first.

Opponent	Date	Total			3-Pointers		Free throws		Rebounds				pf	a	t/o	blk	stl	pts	avg		
		gs	min	fg-fga	pct	3fg-fga	pct	ft-fa	pct	off	def	tot								avg	
ANTELOPE VALLEY	11/10/17	*	21	3-8	.375	0-1	.000	2-4	.500	4	3	7	7.0	0	1	0	3	0	8	8.0	
SAN DIEGO	11/12/17	*	23	2-3	.667	0-0	.000	0-0	.000	0	3	3	5.0	3	0	1	1	0	4	6.0	
at Southern Utah	11/16/17	*	28	3-5	.600	1-1	1.000	3-6	.500	1	4	5	5.0	2	1	0	0	0	10	7.3	
SAINT MARY'S	11/19/17	*	29	5-12	.417	0-3	.000	1-4	.250	2	2	4	4.8	4	0	0	3	1	11	8.3	
IDAHO STATE	11/22/17	*	12	0-1	.000	0-0	.000	0-0	.000	0	1	1	4.0	3	0	2	2	0	0	6.6	
at Bowling Green	11/29/17	*	24	6-8	.750	0-0	.000	0-2	.000	3	6	9	4.8	5	0	1	3	0	12	7.5	
at Southern Illinois	12/2/17	*	23	4-4	1.000	0-0	.000	1-3	.333	0	1	1	4.3	2	0	3	1	0	9	7.7	
at Denver	12/5/17	*	23	4-9	.444	0-0	.000	2-5	.400	2	1	3	4.1	3	0	4	1	0	10	8.0	
at Portland	12/09/17	*	21	1-3	.333	0-0	.000	1-2	.500	0	1	1	3.8	3	0	1	0	2	3	7.4	
SOUTH DAKOTA	12/17/17		14	2-3	.667	0-0	.000	0-0	.000	2	2	4	3.8	3	2	4	1	0	4	7.1	
at Santa Clara	12/21/17		19	3-6	.500	0-0	.000	6-6	1.000	1	3	4	3.8	4	0	2	0	0	12	7.5	
at Utah State	12/27/17		27	3-6	.500	0-1	.000	1-3	.333	1	4	5	3.9	2	0	3	0	0	7	7.5	
COLORADO STATE	12/30/17		22	2-3	.667	0-0	.000	1-3	.333	0	3	3	3.8	0	0	1	0	0	5	7.3	
UNLV	01/03/18		13	2-6	.333	0-2	.000	0-2	.000	2	0	2	3.7	2	0	2	0	0	4	7.1	
Totals			8	299	40-77	.519	1-8	.125	18-40	.450	18	34	52	3.7	36	4	24	15	3	99	7.1

Games played: 14
Minutes/game: 21.4
Points/game: 7.1
FG Pct: 51.9
3FG Pct: 12.5
FT Pct: 45.0

Rebounds/game: 3.7
Assists/game: 0.3
Turnovers/game: 1.7
Assist/turnover ratio: 0.2
Steals/game: 0.2
Blocks/game: 1.1

CAREER STATISTICS

SEASON	G-S	MIN	FG-FGA	Pct.	3FG-FGA	Pct.	FT-FTA	Pct.	REB	Avg.	A	TO	BLK	S	Pts.	Avg.
2015-16	12-0	30	1-3	.333	0-0	.000	0-6	.000	0-2-2	0.2	0	0	1	0	2	0.2
2017-18	14-8	299	40-77	.519	1-8	.125	18-40	.450	18-34-52	3.7	4	24	15	3	99	7.1
CAREER	26-8	329	41-80	.513	1-8	.125	18-46	.391	18-36-54	2.1	4	24	16	3	101	3.9

#20 NOAH BAUMANN

Guard | 6-5 | 180 | FR | HS

Phoenix, Ariz. (Desert Vista HS)



SEASON HIGHS

Points 14 vs. Colorado State, 12/30
Rebounds 3, 2x - last at Denver, 12/5
Assists 4, 4x - last at Santa Clara, 12/21
Field Goals Made 5, 2x - last vs. Colorado State 12/30
Field Goal Attempts 11 at Bowling Green, 11/29
3-pt FG Made 4, 2x - last vs. UNLV, 1/3
3-pt FG Attempts 6, 2x - last vs. Colorado State 12/30
Free Throws Made 1 vs. Antelope Valley, 11/10
Free Throw Attempts .. 2, 2x - last at Bowling Green, 11/29
Blocks -
Steals 3 vs. Antelope Valley, 11/10
Minutes 28 at Bowling Green, 11/29

NOTES

2017-18: Has 11 made 3-pointers in three conference games with a league-best 78.6 percent (11-14) ... Career-high 14 points on 5-of-7 shooting against Colorado State ... 7-for-9 from beyond the arc the last two games ... Registered four assists in nine minutes of work during the win at Santa Clara (12/21) ... Career-high 13 points and 4 assists against Bowling Green (11/29).

MORE ON NOAH: Pronounced Bow-men ... Played AAU basketball with Powerhouse Hoops.

Opponent	Date	gs	min	Total fg-fga	pct	3-Pointers 3fg-fga	pct	Free throws ft-fa	pct	Rebounds off def tot	avg	pf	a	t/o	blk	stl	pts	avg
ANTELOPE VALLEY	11/10/17	21		4-6	.667	3-4	.750	1-2	.500	1 2 3	3.0	0	4	0	0	3	12	12.0
SAN DIEGO	11/12/17	20		2-7	.286	2-5	.400	0-0	.000	0 0 0	1.5	0	4	1	0	0	6	9.0
at Southern Utah	11/16/17	20		1-5	.200	1-2	.500	0-0	.000	1 1 2	1.7	2	1	2	0	0	3	7.0
SAINT MARY'S	11/19/17	17		2-2	1.000	1-1	1.000	0-0	.000	0 3 3	2.0	1	1	0	1	0	5	6.5
IDAHO STATE	11/22/17	14		0-1	.000	0-0	.000	1-2	.500	1 2 3	2.2	1	1	1	0	0	1	5.4
at Bowling Green	11/29/17	* 28		5-11	.455	3-6	.500	0-2	.000	1 1 2	2.2	0	4	4	0	1	13	6.7
at Southern Illinois	12/2/17	* 13		1-3	.333	1-1	1.000	0-0	.000	1 1 2	2.1	0	0	2	0	1	3	6.1
at Denver	12/5/17	19		3-7	.429	2-5	.400	0-0	.000	0 3 3	2.3	1	1	0	0	1	8	6.4
at Portland	12/09/17	13		1-4	.250	0-3	.000	0-0	.000	0 0 0	2.0	1	0	1	1	1	2	5.9
SOUTH DAKOTA	12/17/17	* 15		0-6	.000	0-3	.000	0-0	.000	1 0 1	1.9	1	1	4	0	3	0	5.3
at Santa Clara	12/21/17	* 9		0-2	.000	0-0	.000	0-0	.000	0 1 1	1.8	1	4	1	0	0	0	4.8
at Utah State	12/27/17	* 13		3-3	1.000	3-3	1.000	0-0	.000	0 1 1	1.8	0	1	3	0	0	9	5.2
COLORADO STATE	12/30/17	* 17		5-7	.714	4-6	.667	0-0	.000	0 1 1	1.7	0	0	4	0	0	14	5.8
UNLV	01/03/18	* 24		4-7	.571	4-5	.800	0-0	.000	0 2 2	1.7	0	0	1	0	0	12	6.3
Totals		7	243	31-71	.437	24-44	.545	2-6	.333	6 18 24	1.7	8	22	24	2	10	88	6.3

Games played: 14
Minutes/game: 17.4
Points/game: 6.3
FG Pct: 43.7
3FG Pct: 54.5
FT Pct: 33.3

Rebounds/game: 1.7
Assists/game: 1.6
Turnovers/game: 1.7
Assist/turnover ratio: 0.9
Steals/game: 0.7
Blocks/game: 0.1

SEASON STATISTICS

SEASON	G-S	MIN	FG-FGA	Pct.	3FG-FGA	Pct.	FT-FTA	Pct.	REB	Avg.	A	TO	BLK	S	Pts.	Avg.
2017-18	14-7	243	31-71	.437	22-44	.545	2-6	.333	6-18-24	1.7	22	24	2	10	88	6.3

#21 JALEN JAMES

Guard | 6-4 | 175 | SR | 3V

Chicago, Ill. (La Lumiere School)



SEASON HIGHS

Points 15 vs. Antelope Valley, 11/10
Rebounds 4 vs. Antelope Valley, 11/10
Assists 4, 2x - last vs. Saint Mary's, 11/19
Field Goals Made 5 vs. Antelope Valley, 11/10
Field Goal Attempts 7 vs. Antelope Valley, 11/10
3-pt FG Made 3 vs. Antelope Valley, 11/10
3-pt FG Attempts 3 vs. Antelope Valley, 11/10
Free Throws Made 2 vs. Antelope Valley, 11/10
Free Throw Attempts 2 vs. Antelope Valley, 11/10
Blocks -
Steals 3 vs. Antelope Valley, 11/10
Minutes 25 vs. Antelope Valley, 11/10

CAREER HIGHS

Points 23 vs. Southern Utah, 12/21/16
Rebounds 13 at Houston, 12/7/13
Assists 10 at Houston, 12/7/13
Field Goals Made 6 vs. Southern Utah, 12/21/16
Field Goal Attempts 12, 2x - last vs. UNLV, 1/29/14
3-pt FG Made 3, 4x - last vs. Southern Utah, 12/21/16
3-pt FG Attempts 7, 2x - last vs. Denver, 11/17/16
Free Throws Made 8 vs. Southern Utah, 12/21/16
Free Throw Attempts 10 vs. Southern Utah, 12/21/16
Blocks 2 at Santa Clara, 12/5/15
Steals 4 at Montana, 12/7/16
Minutes 37 vs. Milwaukee, 11/15/13

NOTES

2017-18: Played in his 100th-career game at Utah State on Dec. 27 becoming just the fifth Spartan in the last 20 years to hit the century mark ... The senior helped keep SJSU composed during a major comeback attempt by Santa Clara in the last game which the Spartans won 75-63.

MORE ON JALEN: Enjoys cooking and says his favorite dinner to cook is a steak with twice-baked potatoes.

Opponent	Date	gs	min	Total		3-Pointers		Free throws		Rebounds				pts	avg						
				fg-fga	pct	3fg-fga	pct	ft-fa	pct	off	def	tot	avg								
ANTELOPE VALLEY	11/10/17	*	25	5-7	.714	3-3	1.000	2-2	1.000	0	4	4	4.0	3	4	3	0	3	15	15.0	
SAN DIEGO	11/12/17	*	21	2-5	.400	0-1	.000	0-0	.000	0	3	3	3.5	3	1	3	0	0	4	9.5	
at Southern Utah	11/16/17	*	23	2-6	.333	0-2	.000	2-2	1.000	0	3	3	3.3	3	0	4	1	2	6	8.3	
SAINT MARY'S	11/19/17	*	22	2-6	.333	1-3	.333	0-0	.000	1	0	1	2.8	1	4	1	0	0	5	7.5	
IDAHO STATE	11/22/17	*	16	1-3	.333	0-1	.000	0-0	.000	0	3	3	2.8	0	3	5	0	0	2	6.4	
at Bowling Green	11/29/17		9	0-4	.000	0-2	.000	0-0	.000	1	2	3	2.8	0	1	3	1	0	0	5.3	
at Southern Illinois	12/2/17		dnp	-	-	-	-	-	-	-	-	-	-	-	-	-	-	-	-	-	
at Denver	12/5/17		4	0-1	.000	0-1	.000	0-0	.000	0	0	0	2.4	0	0	0	1	0	0	4.6	
at Portland	12/09/17		8	0-1	.000	0-1	.000	0-0	.000	0	1	1	2.3	1	0	0	0	0	0	4.0	
SOUTH DAKOTA	12/17/17		dnp	-	-	-	-	-	-	-	-	-	-	-	-	-	-	-	-	-	
at Santa Clara	12/21/17		20	1-2	.500	0-0	.000	2-2	1.000	1	1	2	2.2	1	3	0	0	1	4	4.0	
at Utah State	12/27/17		19	1-4	.250	1-3	.333	0-0	.000	0	2	2	2.2	1	3	2	0	0	3	3.9	
COLORADO STATE	12/30/17		23	0-2	.000	0-1	.000	0-0	.000	1	1	2	2.2	5	2	1	0	1	0	3.5	
UNLV	01/03/18		11	0-1	.000	0-1	.000	0-0	.000	1	1	2	2.2	2	1	0	0	0	0	3.3	
Totals			5	201	14-42	.333	5-19	.263	6-6	1.000	5	21	26	2.2	20	22	22	3	7	39	3.3

Games played: 12
Minutes/game: 16.8
Points/game: 3.3
FG Pct: .333
3FG Pct: .263
FT Pct: 100.0

Rebounds/game: 2.2
Assists/game: 1.8
Turnovers/game: 1.8
Assist/turnover ratio: 1.0
Steals/game: 0.6
Blocks/game: 0.3

CAREER STATISTICS

SEASON	G-S	MIN	FG-FGA	Pct.	3FG-FGA	Pct.	FT-FTA	Pct.	REB	Avg.	A	TO	BLK	S	Pts.	Avg.
2013-14	29-29	795	68-194	.351	19-68	.279	37-56	.661	12-109-121	4.2	89	76	6	8	192	6.6
2014-15	8-8	201	20-47	.426	5-18	.278	10-14	.714	52-26-31	3.9	17	20	1	4	55	6.9
2015-16	23-6	386	32-97	.330	11-44	.250	29-42	.690	4-40-44	1.9	36	37	5	10	104	4.5
2016-17	30-17	632	59-169	.349	27-77	.351	48-56	.857	9-69-78	2.6	66	48	2	20	193	6.4
2017-18	12-5	201	14-42	.333	5-19	.263	6-6	1.000	5-21-26	2.2	22	22	3	7	39	3.3
CAREER	102-65	2218	193-549	.352	67-226	.296	130-174	.747	35-265-300	2.9	230	203	17	48	583	5.7

#23 BRANDON MITCHELL

Forward | 6-6 | 210 | SR | 3V

Memphis, Tenn. (Ridgeway HS)



2017-18 SEASON HIGHS

Points 17 vs. South Dakota, 12/17
 Rebounds 4 vs. South Dakota, 12/17
 Assists 1, 4x - last vs. UNLV, 1/3
 Field Goals Made 6 vs. South Dakota, 12/17
 Field Goal Attempts 9 vs. UNLV, 1/3
 3-pt FG Made 1 vs. South Dakota, 12/17
 3-pt FG Attempts 1 vs. South Dakota, 12/17
 Free Throws Made 4 vs. South Dakota, 12/17
 Free Throw Attempts 5 vs. South Dakota, 12/17
 Blocks 3 vs. South Dakota, 12/17
 Steals 3 vs. UNLV, 1/3
 Minutes..... 23 vs. South Dakota, 12/17

CAREER HIGHS

Points 17 vs. South Dakota, 12/17/17
 Rebounds 11 vs. Boise State, 3/4/15
 Assists 2, 4x - last at New Mexico, 2/4/17
 Field Goals Made 6 vs. South Dakota, 12/17/17
 Field Goal Attempts 9, 2x - last vs. UNLV, 1/3/18
 3-pt FG Made 2 vs. Milwaukee, 11/15/13
 3-pt FG Attempts 2, 8x - last vs. Air Force, 2/18
 Free Throws Made ... 4, 4x - last vs. South Dakota, 12/17/17
 Free Throw Attempts 6, 2x - last vs. Bethesda, 11/14/14
 Blocks 3, 2x - last vs. South Dakota, 12/17/17
 Steals 3, 2x - last vs. UNLV, 1/3/18
 Minutes 34 vs. Boise State, 3/4/15

#23 MITCHELL, Brandon

				Total		3-Pointers		Free throws		Rebounds											
Opponent	Date	gs	min	fg-fga	pct	3fg-fga	pct	ft-fa	pct	off	def	tot	avg	pf	a	t/o	blk	stl	pts	avg	
SOUTH DAKOTA	12/17/17	23		6-6	1.000	1-1	1.000	4-5	.800	1	3	4	4.0	0	1	1	3	0	17	17.0	
at Santa Clara	12/21/17	13		1-2	.500	0-0	.000	0-0	.000	0	2	2	3.0	2	0	2	0	0	2	9.5	
at Utah State	12/27/17	10		1-3	.333	0-0	.000	0-0	.000	0	1	1	2.3	1	1	1	0	0	2	7.0	
COLORADO STATE	12/30/17	12		3-3	1.000	0-0	.000	0-0	.000	0	0	0	1.8	3	1	3	1	1	6	6.8	
UNLV	01/03/18	21		3-9	.333	0-2	.000	0-2	.000	4	1	5	2.4	4	1	1	1	3	6	6.6	
Totals		0	79	14-23	.609	1-3	.333	4-7	.571	5	7	12	2.4	10	4	8	5	4	33	6.6	

Games played: 5
 Minutes/game: 15.8
 Points/game: 6.6
 FG Pct: 60.9
 3FG Pct: 33.3
 FT Pct: 57.1

Rebounds/game: 2.4
 Assists/game: 0.8
 Turnovers/game: 1.6
 Assist/turnover ratio: 0.5
 Steals/game: 0.8
 Blocks/game: 1.0

NOTES

2017-18: Scored a career-high 17 points on a perfect 6-of-6 shooting in his return to basketball against South Dakota (12/17) ... Spent the summer and fall of 2017 playing wide receiver for the Spartans football team ... A three-year letterwinner (2013-15, 2016-17) with the men's basketball team.

MORE ON BRANDON: Achieved career-best averages of 3.5 points and 3.3 rebounds per game last season in 29 contests ... Averages 2.4 pointd and 2.7 rebounds in 87 career games.

CAREER STATISTICS

SEASON	G-S	MIN	FG-FGA	Pct.	3FG-FGA	Pct.	FT-FTA	Pct.	REB	Avg.	A	TO	BLK	S	Pts.	Avg.
2013-14	30-3	367	21-61	.344	3-14	.214	27-37	.730	26-55-81	2.7	6	18	9	10	72	2.4
2014-15	28-10	401	11-43	.256	4-24	.167	14-23	.609	24-31-55	2.0	9	15	8	5	40	1.4
2015-16	-----Redshirt-----															
2016-17	29-2	387	38-82	.463	5-14	.357	20-30	.667	31-66-97	3.3	9	23	19	16	101	3.5
2017-18	5-0	79	14-23	.609	1-3	.333	4-7	.571	5-7-12	2.4	4	8	5	4	33	6.6
CAREER	92-15	1380	106-274	.387	15-59	.254	82-132	.621	110-219-329	3.6	27	78	44	51	309	3.4

#25 JAYCEE HILLSMAN

Guard | 6-6 | 213 | JR | 2V

Champaign, Ill. (Simeon HS)



SEASON HIGHS

Points 18, 2x - last at Utah State, 12/27
Rebounds 6 at Santa Clara, 12/21
Assists 4 vs. Saint Mary's, 11/19
Field Goals Made 5, 3x - last at Southern Illinois, 12/2
Field Goal Attempts 13 vs. San Diego, 11/12
3-pt FG Made 2, 3x - last vs. UNLV, 1/3
3-pt FG Attempts 5 vs. Idaho State, 11/22
Free Throws Made 8, 2x - last at Utah State, 12/27
Free Throw Attempts 8, 2x - last at Utah State, 12/27
Blocks 1, 3x - last vs. UNLV, 1/3
Steals 2, 2x - last at Southern Illinois, 12/2
Minutes 33 vs. San Diego, 11/12

CAREER HIGHS

Points 18 at Southern Utah, 11/16/17
Rebounds 10 vs. Life Pacific, 12/10/16
Assists 5, 2x - last vs. UNLV, 1/28/17
Field Goals Made 6 at UNLV, 2/11/17
Field Goal Attempts 10 at Southern Utah, 11/16/17
3-pt FG Made 3 vs. Air Force, 1/30/16
3-pt FG Attempts 6 vs. Air Force, 1/30/16
Free Throws Made .. 8, 2x - last at Southern Utah, 11/16/17
Free Throw Attempts 10 at Washington State, 11/27/16
Blocks 1, 10x - last vs. UNLV, 1/3/18
Steals 3 at UNLV, 2/11/17
Minutes 36 at New Mexico, 2/4/17

NOTES

2017-18: Matched his career-high with 18 points at Utah State (12/27) ... Came off the bench and hit 3-of-4 shots for eight points and grabbed a season-high six rebounds in the win at Santa Clara (12/21) ... 18 points at Southern Utah (11/16) ... A career 82.4 % free throw shooter ... Currently one of 11 Don Bosco Prep alums playing Division I basketball.

MORE ON JAYCEE: Has missed just one game since joining the Spartans before the 2015-16 season ... A philosophy major with a minor in justice studies ... Lists a wide variety of career aspirations including being a barber, actor, singer/song writer comedian and playing basketball professionally.

Opponent	Date	gs	min	Total		3-Pointers		Free throws		Rebounds				pf	a	t/o	blk	stl	pts	avg	
				fg-fga	pct	3fg-fga	pct	ft-fa	pct	off	def	tot	avg								
ANTELOPE VALLEY	11/10/17	*	20	1-3	.333	0-2	.000	2-3	.667	1	2	3	3.0	0	3	3	0	1	4	4.0	
SAN DIEGO	11/12/17	*	33	5-13	.385	0-4	.000	3-4	.750	1	4	5	4.0	3	2	3	0	2	13	8.5	
at Southern Utah	11/16/17	*	23	5-10	.500	0-1	.000	8-8	1.000	3	2	5	4.3	3	4	0	1	18	11.7		
SAINT MARY'S	11/19/17	*	29	1-6	.167	0-2	.000	2-2	1.000	1	1	2	3.8	2	4	1	1	0	4	9.8	
IDAHO STATE	11/22/17	*	24	4-9	.444	2-5	.400	5-5	1.000	1	2	3	3.6	3	2	2	0	2	15	10.8	
at Bowling Green	11/29/17	*	4	0-2	.000	0-1	.000	0-0	.000	0	0	0	3.0	4	1	1	0	0	0	9.0	
at Southern Illinois	12/2/17		26	5-11	.455	0-4	.000	5-6	.833	1	1	2	2.9	1	1	2	0	2	15	9.9	
at Denver	12/5/17	*	17	0-3	.000	0-1	.000	0-0	.000	2	3	5	3.1	2	2	1	0	0	0	8.6	
at Portland	12/09/17		22	2-5	.400	1-2	.500	2-3	.667	1	2	3	3.1	1	1	4	0	1	7	8.4	
SOUTH DAKOTA	12/17/17		21	1-6	.167	1-3	.333	0-0	.000	1	2	3	3.1	2	0	2	0	0	3	7.9	
at Santa Clara	12/21/17		21	3-4	.750	0-0	.000	2-3	.667	0	6	6	3.4	3	2	2	1	0	8	7.9	
at Utah State	12/27/17		25	4-6	.667	2-2	1.000	8-8	1.000	0	5	5	3.5	1	3	3	0	0	18	8.8	
COLORADO STATE	12/30/17		18	1-2	.500	1-1	1.000	0-0	.000	0	3	3	3.5	2	2	4	0	0	3	8.3	
UNLV	01/03/18		23	2-6	.333	2-3	.667	3-4	.750	1	1	2	3.4	2	2	1	1	1	9	8.4	
Totals			7	306	34-86	.395	9-31	.290	40-46	.870	13	34	47	3.4	29	28	33	3	10	117	8.4

Games played: 14
Minutes/game: 21.9
Points/game: 8.4
FG Pct: 39.5
3FG Pct: 29.0
FT Pct: 87.0

Rebounds/game: 3.4
Assists/game: 2.0
Turnovers/game: 2.4
Assist/turnover ratio: 0.8
Steals/game: 0.7
Blocks/game: 0.2

CAREER STATISTICS

SEASON	G-S	MIN	FG-FGA	Pct.	3FG-FGA	Pct.	FT-FTA	Pct.	REB	Avg.	A	TO	BLK	S	Pts.	Avg.
2015-16	30-21	529	39-126	.310	20-76	.263	38-49	.776	14-23-37	1.2	44	35	3	9	136	4.5
2016-17	30-18	570	53-115	.461	10-35	.286	62-75	.827	26-52-78	2.6	29	48	2	10	178	6.4
2017-18	14-7	306	34-86	.395	9-31	.290	40-46	.870	13-34-47	3.4	28	33	3	10	117	8.4
CAREER	74-46	1402	126-327	.385	39-142	.275	140-170	.824	53-109-162	2.2	101	115	10	29	431	5.8

#32 RYAN WELAGE

Forward | 6-9 | 205 | JR | 2V

Greensburg, Ind. (Greensburg HS)



SEASON HIGHS

Points 30 vs. Antelope Valley, 11/10
Rebounds 8 at Utah State, 12/27
Assists 3, 2x - last vs. UNLV, 1/3
Field Goals Made 10 vs. Antelope Valley, 11/10
Field Goal Attempts 18 at Bowling Green, 11/29
3-pt FG Made 5 at Bowling Green, 11/29
3-pt FG Attempts 10 at Bowling Green, 11/29
Free Throws Made 7 vs. Antelope Valley, 11/10
Free Throw Attempts 8 vs. Antelope Valley, 11/10
Blocks 1, 2x - last at Denver, 12/5
Steals 1 vs. Antelope Valley, 11/10
Minutes 39 vs. UNLV, 1/3

CAREER HIGHS

Points 30 vs. Antelope Valley, 11/10/17
Rebounds 11, 2x - last at Washington State, 11/27/16
Assists 4 vs. New Mexico, 1/23/16
Field Goals Made 11 at Fresno State, 1/16/16
Field Goal Attempts 20 at Fresno State, 1/16/16
3-pt FG Made 5, 4x - last at Bowling Green, 11/29/17
3-pt FG Attempts 11 at Fresno State, 1/16/16
Free Throws Made 6 vs. Life Pacific 12/10
Free Throw Attempts 9 vs. Idaho, 11/14/15
Blocks 2, 2x - last at UNLV, 2/11/17
Steals 3, 2x - last vs. Life Pacific College, 12/22/15
Minutes 39, 2x - last vs. UNLV 1/3/18

NOTES

2017-18: Registered his eighth 20-point game with a team-high 23 points last game against UNLV ... 20+ points in four of the last six games ... Led the team in scoring 11 times this year ... 25 points away from becoming SJSU's 15th player in program history to score 1,000-career points ... Currently fourth on SJSU's all-time made 3-pointers list with 128.

MORE ON RYAN: Known to his teammates as "Welly" ... Earned a 4.0 GPA this fall semester ... Has played in every game since joining the team before the 2015-16 season ... A two-time Academic All-Mountain West honoree ... Played on the varsity tennis team at Greensburg (Ind.) High School ... Considers himself a Corn Hole champion ... Hails from Greensburg, Ind., a town of 11,747 along interstate 74 between Cincinnati and Indianapolis.

Opponent	Date	gs	min	Total		3-Pointers		Free throws		Rebounds				pf	a	t/o	blk	stl	pts	avg	
				fg-fga	pct	3fg-fga	pct	ft-fa	pct	off	def	tot	avg								
ANTELOPE VALLEY	11/10/17	*	22	10-12	.833	3-3	1.000	7-8	.875	1	3	4	4.0	0	3	0	0	1	30	30.0	
SAN DIEGO	11/12/17	*	30	4-13	.308	1-2	.500	8-10	.800	4	2	6	5.0	2	1	2	0	0	17	23.5	
at Southern Utah	11/16/17	*	35	8-13	.615	0-1	.000	5-7	.714	0	7	7	5.7	3	0	4	1	0	21	22.7	
SAINT MARY'S	11/19/17	*	31	9-15	.600	1-2	.500	1-1	1.000	1	1	2	4.8	2	1	0	0	0	20	22.0	
IDAHO STATE	11/22/17	*	33	3-10	.300	0-0	.000	4-5	.800	0	4	4	4.6	2	1	2	0	2	10	19.6	
at Bowling Green	11/29/17	*	36	8-18	.444	5-10	.500	2-2	1.000	2	4	6	4.8	3	2	3	0	0	23	20.2	
at Southern Illinois	12/2/17	*	30	4-10	.400	0-0	.000	2-2	1.000	0	3	3	4.6	0	0	3	0	0	10	18.7	
at Denver	12/5/17	*	27	5-15	.333	2-7	.286	0-1	.000	0	2	2	4.3	3	1	1	1	0	12	17.9	
at Portland	12/09/17	*	31	5-12	.417	1-4	.250	10-11	.909	2	4	6	4.4	3	2	4	0	1	21	18.2	
SOUTH DAKOTA	12/17/17	*	29	5-9	.556	1-2	.500	2-2	1.000	0	4	4	4.4	0	1	2	0	0	13	17.7	
at Santa Clara	12/21/17	*	29	5-12	.417	4-8	.500	7-8	.875	0	2	2	4.2	1	0	1	0	0	21	18.0	
at Utah State	12/27/17	*	37	8-14	.571	4-7	.571	2-2	1.000	2	6	8	4.5	0	1	0	0	0	22	18.3	
COLORADO STATE	12/30/17	*	35	7-13	.538	2-6	.333	0-0	.000	0	4	4	4.5	0	2	3	1	1	16	18.2	
UNLV	01/03/18	*	39	8-15	.533	3-7	.429	4-4	1.000	0	6	6	4.6	4	3	1	0	1	23	18.5	
Totals			13	444	89-181	.492	27-59	.458	54-63	.857	12	52	64	4.6	23	18	26	3	6	259	18.5

Games played: 14
Minutes/game: 31.7
Points/game: 18.5
FG Pct: 49.2
3FG Pct: 45.8
FT Pct: 85.7

Rebounds/game: 4.6
Assists/game: 1.3
Turnovers/game: 1.9
Assist/turnover ratio: 0.7
Steals/game: 0.4
Blocks/game: 0.2

CAREER STATISTICS

SEASON	G-S	MIN	FG-FGA	Pct.	3FG-FGA	Pct.	FT-FTA	Pct.	REB	Avg.	A	TO	BLK	S	Pts.	Avg.
2015-16	31-26	817	122-301	.405	48-133	.361	29-55	.527	29-133-162	5.2	39	45	5	21	321	10.4
2016-17	30-27	822	144-333	.432	53-144	.368	54-65	.831	29-107-136	4.5	33	39	5	17	395	13.2
2017-18	14-13	444	89-181	.492	27-59	.458	54-63	.857	12-52-64	4.6	18	26	3	6	259	18.5
CAREER	75-66	2083	355-815	.436	128-336	.381	137-183	.749	70-292-362	4.8	90	110	13	44	975	13.0

#41 ASHTIN CHASTAIN

Center | 6-11 | 245 | SO | SQ

Norco, Calif. (Norco HS)



SEASON HIGHS

Points 10 at Bowling Green, 11/29
Rebounds 10 at Bowling Green, 11/29
Assists 3 vs. UNLV, 1/3
Field Goals Made 2, 2x - last at Bowling Green, 11/29
Field Goal Attempts 5, 3x - last at Bowling Green, 11/29
3-pt FG Made -
3-pt FG Attempts 2 vs. Saint Mary's, 11/19
Free Throws Made 6 at Bowling Green, 11/29
Free Throw Attempts 11 at Bowling Green, 11/29
Blocks -
Steals 1 vs. Idaho State, 11/22
Minutes 28 vs. Idaho State, 11/22

CAREER HIGHS

Points 10 at Bowling Green, 11/29/17
Rebounds 10 at Bowling Green, 11/29/17
Assists 3 vs. UNLV, 1/3/18
Field Goals Made 3 vs. West Coast Baptist, 11/12/16
Field Goal Attempts 5, 3x - last at Bowling Green, 11/29/17
3-pt FG Made -
3-pt FG Attempts 2 vs. Saint Mary's, 11/19/17
Free Throws Made 6 at Bowling Green, 11/29/17
Free Throw Attempts 11 at Bowling Green, 11/29/17
Blocks 1 at Washington State, 11/27/16
Steals 1 at Washington State, 11/27/16
Minutes 28 vs. Idaho State, 11/22/17

NOTES

2017-18: Has started the last five games ... 8 points and 6 rebounds against Santa Clara ... Notched a double-double with career-highs of 10 points and 10 rebounds against Bowling Green (11/29) ... Did all of that in just 16 minutes of work.

MORE ON ASHTIN: A communication studies major ... Enjoys rock climbing ... A member of the Fellowship of Christian Athletes (FCA) ... The native of Norco, Calif., grew up on a farm and enjoys memories of herding donkeys on the family property.

Opponent	Date	gs	min	Total fg-fga	pct	3-Pointers 3fg-fga	pct	Free throws ft-fa	pct	Rebounds off	def	tot	avg	pf	a	t/o	blk	sti	pts	avg
ANTELOPE VALLEY	11/10/17	dnp		-	-	-	-	-	-	-	-	-	-	-	-	-	-	-	-	-
SAN DIEGO	11/12/17	dnp		-	-	-	-	-	-	-	-	-	-	-	-	-	-	-	-	-
at Southern Utah	11/16/17	13		0-4	.000	0-0	.000	0-1	.000	0	0	0	0.0	1	0	2	0	0	0	0.0
SAINT MARY'S	11/19/17	11		1-5	.200	0-2	.000	0-0	.000	3	1	4	2.0	4	1	3	0	0	2	1.0
IDAHO STATE	11/22/17	28		2-5	.400	0-1	.000	1-4	.250	4	4	8	4.0	4	1	1	0	1	5	2.3
at Bowling Green	11/29/17	* 16		2-5	.400	0-0	.000	6-11	.545	5	5	10	5.5	2	0	0	0	0	10	4.3
at Southern Illinois	12/2/17	21		1-2	.500	0-1	.000	2-3	.667	1	2	3	5.0	1	2	2	1	0	4	4.2
at Denver	12/5/17	22		0-2	.000	0-0	.000	0-0	.000	1	2	3	4.7	3	0	1	0	0	0	3.5
at Portland	12/09/17	15		0-1	.000	0-0	.000	1-2	.500	0	1	1	4.1	3	1	0	0	0	1	3.1
SOUTH DAKOTA	12/17/17	* 12		2-5	.400	0-0	.000	0-2	.000	1	1	2	3.9	2	1	1	0	0	4	3.3
at Santa Clara	12/21/17	* 15		3-4	.750	0-1	.000	2-5	.400	2	4	6	4.1	1	0	2	0	0	8	3.8
at Utah State	12/27/17	* 21		3-7	.429	0-1	.000	0-0	.000	1	0	1	3.8	2	1	1	2	0	6	4.0
COLORADO STATE	12/30/17	* 19		0-3	.000	0-1	.000	1-2	.500	2	5	7	4.1	3	1	0	1	1	1	3.7
UNLV	01/03/18	* 28		2-4	.500	0-1	.000	1-2	.500	0	2	2	3.9	5	3	4	2	0	5	3.8
Totals		6	221	16-47	.340	0-8	.000	14-32	.438	20	27	47	3.9	31	11	17	6	2	46	3.8

Games played: 12
Minutes/game: 18.4
Points/game: 3.8
FG Pct: 34.0
3FG Pct: 0.0
FT Pct: 43.8

Rebounds/game: 3.9
Assists/game: 0.9
Turnovers/game: 1.4
Assist/turnover ratio: 0.6
Steals/game: 0.2
Blocks/game: 0.5

CAREER STATISTICS

SEASON	G-S	MIN	FG-FGA	Pct.	3FG-FGA	Pct.	FT-FTA	Pct.	REB	Avg.	A	TO	BLK	S	Pts.	Avg.
2016-17	14-0	41	5-6	.833	0-0	.000	5-15	.333	1-6-7	0.5	1	3	1	1	15	1.1
2017-18	12-6	221	16-47	.340	0-8	.000	14-32	.438	20-27-47	3.9	11	17	6	2	46	3.8
CAREER	26-6	263	21-53	.396	0-8	.000	19-47	.404	21-33-54	2.1	12	20	7	3	61	2.3



2017-18 SJSU Men's Basketball
San José State Points-Rebounds-Assists (as of Jan 04, 2018)
All games



				02	05	10	11	12	13	20	21	23	24	25	32
Opponent	Date	Score		CARLISLE,N	FISHER,KEI	NICHOLS,JS	PARILLA,RY	SIMMONS,CA	BARRY,OUM	BAUMANN,N	JAMES,JALE	MITCHELL,B	SINGER,RYA	HILLSMAN,J	WELAGE,RY
UAV	11/10/17	97-45	w	DNP	12-6-2	6-10-6	2-3-4	6-8-3	8-7-1	12-3-4	15-4-4	DNP	2-2-0	4-3-3	30-4-3
USD	11/12/17	64-81	L	DNP	9-2-0	7-8-3	DNP	2-1-0	4-3-0	6-0-4	4-3-1	DNP	2-5-0	13-5-2	17-6-1
at SUU	11/16/17	69-81	L	DNP	4-4-0	7-7-1	0-0-0	0-0-0	10-5-1	3-2-1	6-3-0	DNP	0-4-0	18-5-3	21-7-0
SMC	11/19/17	61-79	L	0-0-1	14-4-1	0-6-4	DNP	0-0-0	11-4-0	5-3-1	5-1-4	DNP	DNP	4-2-4	20-2-1
ISU	11/22/17	62-54	w	7-6-4	8-3-0	14-7-3	DNP	0-1-0	0-1-0	1-3-1	2-3-3	DNP	DNP	15-3-2	10-4-1
at BGSU	11/29/17	79-85	L	13-4-5	8-11-0	0-0-0	0-0-1	0-2-0	12-9-0	13-2-4	0-3-1	DNP	DNP	0-0-1	23-6-2
at SIU	12/2/17	58-76	L	7-0-2	3-7-0	7-4-2	0-0-1	0-0-0	9-1-0	3-2-0	DNP	DNP	DNP	15-2-1	10-3-0
at DEN	12/5/17	56-58	L	11-5-4	10-6-0	5-8-0	DNP	DNP	10-3-0	8-3-1	0-0-0	DNP	DNP	0-5-2	12-2-1
at POR	12/09/17	55-64	L	6-3-2	6-6-1	9-6-1	0-0-0	0-2-1	3-1-0	2-0-0	0-1-0	DNP	DNP	7-3-1	21-6-2
SDK	12/17/17	62-76	L	5-6-0	10-8-0	6-2-2	DNP	0-0-0	4-4-2	0-1-1	DNP	17-4-1	DNP	3-3-0	13-4-1
at SCU	12/21/17	75-63	w	0-0-4	15-13-2	5-5-0	DNP	0-1-0	12-4-0	0-1-4	4-2-3	2-2-0	DNP	8-6-2	21-2-0
at USU	12/27/17	72-86	L	0-1-2	0-3-0	5-2-3	DNP	0-3-1	7-5-0	9-1-1	3-2-3	2-1-1	DNP	18-5-3	22-8-1
CSU	12/30/17	52-59	L	DNP	4-10-3	3-6-0	DNP	0-0-2	5-3-0	14-1-0	0-2-2	6-0-1	DNP	3-3-2	16-4-2
UNLV	01/03/18	76-82	L	7-2-4	8-2-0	2-1-2	DNP	0-1-0	4-2-0	12-2-0	0-2-1	6-5-1	DNP	9-2-2	23-6-3

41

Opponent	Date	Score	CHASTAIN,A
UAV	11/10/17	97-45	w DNP
USD	11/12/17	64-81	L DNP
at SUU	11/16/17	69-81	L 0-0-0
SMC	11/19/17	61-79	L 2-4-1
ISU	11/22/17	62-54	w 5-8-1
at BGSU	11/29/17	79-85	L 10-10-0
at SIU	12/2/17	58-76	L 4-3-2
at DEN	12/5/17	56-58	L 0-3-0
at POR	12/09/17	55-64	L 1-1-1
SDK	12/17/17	62-76	L 4-2-1
at SCU	12/21/17	75-63	w 8-6-0
at USU	12/27/17	72-86	L 6-1-1
CSU	12/30/17	52-59	L 1-7-1
UNLV	01/03/18	76-82	L 5-2-3



2017-18 SJSU Men's Basketball
San José State Game-by-Game Highs (as of Jan 04, 2018)
All games



Opponent	Date	Score	Points	Rebounds	Assists	Steals	Blocked shots
ANTELOPE VALLEY	11/10/17	97-45	30-WELAGE, Ryan	10-NICHOLS, Isaiah	6-NICHOLS, Isaiah	3-JAMES, Jalen BAUMANN, Noah	3-BARRY, Oumar
SAN DIEGO	11/12/17	64-81	17-WELAGE, Ryan	8-NICHOLS, Isaiah	4-BAUMANN, Noah	2-HILLSMAN, Jaycee	1-NICHOLS, Isaiah BARRY, Oumar
at Southern Utah	11/16/17	69-81	21-WELAGE, Ryan	7-NICHOLS, Isaiah WELAGE, Ryan	3-HILLSMAN, Jaycee	2-JAMES, Jalen	1-NICHOLS, Isaiah WELAGE, Ryan JAMES, Jalen
SAINT MARY'S	11/19/17	61-79	20-WELAGE, Ryan	6-NICHOLS, Isaiah	4-JAMES, Jalen HILLSMAN, Jaycee NICHOLS, Isaiah	2-FISHER, Keith	3-BARRY, Oumar
IDAHO STATE	11/22/17	62-54	15-HILLSMAN, Jayce	8-CHASTAIN, Ashtin	4-CARLISLE, Nai	2-CARLISLE, Nai HILLSMAN, Jaycee WELAGE, Ryan	2-BARRY, Oumar
at Bowling Green	11/29/17	79-85	23-WELAGE, Ryan	11-FISHER, Keith	5-CARLISLE, Nai	1-BAUMANN, Noah FISHER, Keith	3-BARRY, Oumar
at Southern Illinois	12/2/17	58-76	15-HILLSMAN, Jayce	7-FISHER, Keith	2-CHASTAIN, Ashtin CARLISLE, Nai NICHOLS, Isaiah	2-HILLSMAN, Jaycee NICHOLS, Isaiah	1-BARRY, Oumar CHASTAIN, Ashtin
at Denver	12/5/17	56-58	12-WELAGE, Ryan	8-NICHOLS, Isaiah	4-CARLISLE, Nai	1-BAUMANN, Noah NICHOLS, Isaiah	1-JAMES, Jalen WELAGE, Ryan BARRY, Oumar NICHOLS, Isaiah
at Portland	12/09/17	55-64	21-WELAGE, Ryan	6-NICHOLS, Isaiah WELAGE, Ryan FISHER, Keith	2-CARLISLE, Nai WELAGE, Ryan	2-BARRY, Oumar	1-BAUMANN, Noah
SOUTH DAKOTA	12/17/17	62-76	17-MITCHELL, Brand	8-FISHER, Keith	2-BARRY, Oumar NICHOLS, Isaiah	3-BAUMANN, Noah	3-MITCHELL, Brando
at Santa Clara	12/21/17	75-63	21-WELAGE, Ryan	13-FISHER, Keith	4-CARLISLE, Nai BAUMANN, Noah	2-FISHER, Keith	1-HILLSMAN, Jaycee
at Utah State	12/27/17	72-86	22-WELAGE, Ryan	8-WELAGE, Ryan	3-NICHOLS, Isaiah JAMES, Jalen HILLSMAN, Jaycee	None	2-CHASTAIN, Ashtin
COLORADO STATE	12/30/17	52-59	16-WELAGE, Ryan	10-FISHER, Keith	3-FISHER, Keith	1-CHASTAIN, Ashtin FISHER, Keith JAMES, Jalen WELAGE, Ryan NICHOLS, Isaiah MITCHELL, Brando	1-MITCHELL, Brando WELAGE, Ryan CHASTAIN, Ashtin
UNLV	01/03/18	76-82	23-WELAGE, Ryan	6-WELAGE, Ryan	4-CARLISLE, Nai	3-MITCHELL, Brando	2-CHASTAIN, Ashtin



2017-18 SJSU Men's Basketball

San José State Team Game-by-Game (as of Jan 04, 2018)

All games



TEAM STATISTICS

Opponent	Date	Score		Total		3-Pointers		Free throws		Rebounds				pf	a	t/o	blk	stl	pts	avg
				fg-fga	pct	3fg-fga	pct	ft-fita	pct	off	def	tot	avg							
ANTELOPE VALLEY	11/10/17	97-45	W	34-65	.523	9-18	.500	20-27	.741	13	40	53	53.0	16	30	15	4	10	97	97.0
SAN DIEGO	11/12/17	64-81	L	21-55	.382	3-13	.231	19-27	.704	10	24	34	43.5	23	11	17	2	3	64	80.5
at Southern Utah	11/16/17	69-81	L	23-50	.460	2-8	.250	21-29	.724	9	31	40	42.3	21	6	22	3	4	69	76.7
SAINT MARY'S	11/19/17	61-79	L	25-55	.455	3-14	.214	8-12	.667	10	19	29	39.0	18	17	9	5	4	61	72.8
IDAHO STATE	11/22/17	62-54	W	21-53	.396	6-13	.462	14-22	.636	15	29	44	40.0	21	15	20	2	8	62	70.6
at Bowling Green	11/29/17	79-85	L	28-63	.444	9-21	.429	14-23	.609	16	33	49	41.5	24	14	17	4	2	79	72.0
at Southern Illinois	12/2/17	58-76	L	18-45	.400	3-12	.250	19-27	.704	9	19	28	39.6	14	8	20	2	5	58	70.0
at Denver	12/5/17	56-58	L	20-53	.377	5-17	.294	11-18	.611	9	28	37	39.2	20	8	12	4	2	56	68.2
at Portland	12/09/17	55-64	L	17-49	.347	6-19	.316	15-20	.750	8	22	30	38.2	22	9	12	1	6	55	66.8
SOUTH DAKOTA	12/17/17	62-76	L	24-54	.444	3-12	.250	11-17	.647	11	24	35	37.9	20	8	22	4	7	62	66.3
at Santa Clara	12/21/17	75-63	W	22-45	.489	5-12	.417	26-33	.788	7	37	44	38.5	18	15	20	1	4	75	67.1
at Utah State	12/27/17	72-86	L	25-50	.500	11-19	.579	11-13	.846	10	30	40	38.6	13	16	23	3	0	72	67.5
COLORADO STATE	12/30/17	52-59	L	21-46	.457	7-20	.350	3-7	.429	6	31	37	38.5	21	13	23	3	6	52	66.3
UNLV	01/03/18	76-82	Lot	29-59	.492	10-22	.455	8-14	.571	12	18	30	37.9	28	16	23	4	11	76	67.0
San José State		938		328-742	.442	82-220	.373	200-289	.692	145	385	530	37.9	279	186	255	42	72	938	67.0
Opponents		989		335-808	.415	115-332	.346	204-275	.742	115	305	420	30.0	278	193	171	38	108	989	70.6

Games played: 14
Points/game: 67.0
FG Pct: 44.2
3FG Pct: 37.3
FT Pct: 69.2

Rebounds/game: 37.9
Assists/game: 13.3
Turnovers/game: 18.2
Assist/turnover ratio: 0.7
Steals/game: 5.1
Blocks/game: 3.0



2017-18 SJSU Men's Basketball
San José State Opponent Game-by-Game (as of Jan 04, 2018)
All games



OPPONENT STATISTICS

Opponent	Date	Score		Total		3-Pointers		Free throws		Rebounds				pf	a	t/o	blk	stl	pts	avg
				fg-fga	pct	3fg-fga	pct	ft-fga	pct	off	def	tot	avg							
ANTELOPE VALLEY	11/10/17	97-45	W	16-65	.246	3-21	.143	10-13	.769	9	22	31	31.0	22	8	18	0	4	45	45.0
SAN DIEGO	11/12/17	64-81	L	31-54	.574	9-17	.529	10-18	.556	2	23	25	28.0	26	15	14	3	8	81	63.0
at Southern Utah	11/16/17	69-81	L	29-64	.453	9-31	.290	14-17	.824	6	25	31	29.0	24	15	8	6	9	81	69.0
SAINT MARY'S	11/19/17	61-79	L	28-55	.509	9-22	.409	14-18	.778	7	22	29	29.0	12	18	5	2	3	79	71.5
IDAHO STATE	11/22/17	62-54	W	17-54	.315	7-24	.292	13-18	.722	9	21	30	29.2	19	11	18	3	11	54	68.0
at Bowling Green	11/29/17	79-85	L	26-62	.419	10-26	.385	23-28	.821	8	24	32	29.7	19	15	8	1	9	85	70.8
at Southern Illinois	12/2/17	58-76	L	30-57	.526	4-18	.222	12-13	.923	9	21	30	29.7	26	15	18	6	10	76	71.6
at Denver	12/5/17	56-58	L	17-54	.315	8-19	.421	16-23	.696	11	24	35	30.4	19	14	11	3	3	58	69.9
at Portland	12/09/17	55-64	L	19-42	.452	8-21	.381	18-25	.720	3	23	26	29.9	19	14	12	3	5	64	69.2
SOUTH DAKOTA	12/17/17	62-76	L	23-52	.442	11-22	.500	19-25	.760	9	21	30	29.9	16	5	17	1	8	76	69.9
at Santa Clara	12/21/17	75-63	W	21-70	.300	12-42	.286	9-15	.600	14	21	35	30.4	28	13	7	1	8	63	69.3
at Utah State	12/27/17	72-86	L	33-70	.471	12-33	.364	8-10	.800	7	16	23	29.8	17	23	4	4	13	86	70.7
COLORADO STATE	12/30/17	52-59	L	19-54	.352	8-23	.348	13-17	.765	8	21	29	29.7	14	8	10	1	8	59	69.8
UNLV	01/03/18	76-82	Lot	26-55	.473	5-13	.385	25-35	.714	13	21	34	30.0	17	19	21	4	9	82	70.6
Opponents		989		335-808	.415	115-332	.346	204-275	.742	115	305	420	30.0	278	193	171	38	108	989	70.6
San José State		938		328-742	.442	82-220	.373	200-289	.692	145	385	530	37.9	279	186	255	42	72	938	67.0

Games played: 14
Points/game: 70.6
FG Pct: 41.5
3FG Pct: 34.6
FT Pct: 74.2

Rebounds/game: 30.0
Assists/game: 13.8
Turnovers/game: 12.2
Assist/turnover ratio: 1.1
Steals/game: 7.7
Blocks/game: 2.7



2017-18 SJSU Men's Basketball
San José State Combined Team Statistics (as of Jan 03, 2018)
All games



RECORD:	OVERALL	HOME	AWAY	NEUTRAL
ALL GAMES	3-11	2-5	1-6	0-0
CONFERENCE	0-3	0-2	0-1	0-0
NON-CONFERENCE	3-8	2-3	1-5	0-0

##	Player	gp-gs	min	avg	Total		3-Point		F-Throw		Rebounds				pf	dq	a	to	blk	stl	pts	avg
					fg-fga	fg%	3fg-fga	3fg%	ft-fa	ft%	off	def	tot	avg								
32	WELAGE, Ryan	14-13	444	31.7	89-181	.492	27-59	.458	54-63	.857	12	52	64	4.6	23	0	18	26	3	6	259	18.5
25	HILLSMAN, Jaycee	14-7	306	21.9	34-86	.395	9-31	.290	40-46	.870	13	34	47	3.4	29	0	28	33	3	10	117	8.4
05	FISHER, Keith	14-14	307	21.9	43-80	.538	0-0	.000	25-37	.676	24	61	85	6.1	42	1	9	32	2	10	111	7.9
13	BARRY, Oumar	14-8	299	21.4	40-77	.519	1-8	.125	18-40	.450	18	34	52	3.7	36	1	4	24	15	3	99	7.1
23	MITCHELL, Brandon	5-0	79	15.8	14-23	.609	1-3	.333	4-7	.571	5	7	12	2.4	10	0	4	8	5	4	33	6.6
20	BAUMANN, Noah	14-7	243	17.4	31-71	.437	24-44	.545	2-6	.333	6	18	24	1.7	8	0	22	24	2	10	88	6.3
02	CARLISLE, Nai	10-2	227	22.7	17-43	.395	4-8	.500	18-23	.783	4	23	27	2.7	23	0	28	20	0	5	56	5.6
10	NICHOLS, Isaiah	14-7	307	21.9	26-65	.400	11-29	.379	13-22	.591	13	59	72	5.1	36	1	27	27	3	10	76	5.4
41	CHASTAIN, Ashtin	12-6	221	18.4	16-47	.340	0-8	.000	14-32	.438	20	27	47	3.9	31	1	11	17	6	2	46	3.8
21	JAMES, Jalen	12-5	201	16.8	14-42	.333	5-19	.263	6-6	1.000	5	21	26	2.2	20	1	22	22	3	7	39	3.3
24	SINGER, Ryan	3-0	43	14.3	1-5	.200	0-0	.000	2-2	1.000	2	9	11	3.7	9	1	0	3	0	0	4	1.3
12	SIMMONS, Caleb	13-1	109	8.4	2-17	.118	0-11	.000	4-4	1.000	6	13	19	1.5	7	0	7	6	0	4	8	0.6
11	PARILLA, Ryan	5-0	39	7.8	1-5	.200	0-0	.000	0-1	.000	1	2	3	0.6	5	0	6	2	0	1	2	0.4
Team											16	25	41				11					
Total.....		14	2825		328-742	.442	82-220	.373	200-289	.692	145	385	530	37.9	279	6	186	255	42	72	938	67.0
Opponents.....		14	2825		335-808	.415	115-332	.346	204-275	.742	115	305	420	30.0	278	-	193	171	38	108	989	70.6

TEAM STATISTICS	SJ	OPP	Date	Opponent	Score	Att.
SCORING	938	989	11/10/17	ANTELOPE VALLEY	W 97-45	1343
Points per game	67.0	70.6	11/12/17	SAN DIEGO	L 64-81	1433
Scoring margin	-3.6	-	11/16/17	at Southern Utah	L 69-81	1515
FIELD GOALS-ATT	328-742	335-808	11/19/17	SAINT MARY'S	L 61-79	2377
Field goal pct	.442	.415	11/22/17	IDAHO STATE	W 62-54	1278
3 POINT FG-ATT	82-220	115-332	11/29/17	at Bowling Green	L 79-85	1635
3-point FG pct	.373	.346	12/2/17	at Southern Illinois	L 58-76	4026
3-pt FG made per game	5.9	8.2	12/5/17	at Denver	L 56-58	1028
FREE THROWS-ATT	200-289	204-275	12/09/17	at Portland	L 55-64	2098
Free throw pct	.692	.742	12/17/17	SOUTH DAKOTA	L 62-76	1424
F-Throws made per game	14.3	14.6	12/21/17	at Santa Clara	W 75-63	2406
REBOUNDS	530	420	* 12/27/17	at Utah State	L 72-86	6759
Rebounds per game	37.9	30.0	* 12/30/17	COLORADO STATE	L 52-59	1385
Rebounding margin	+7.9	-	* 01/03/18	UNLV	Lot 76-82	1376
ASSISTS	186	193	* - Conference game			
Assists per game	13.3	13.8				
TURNOVERS	255	171				
Turnovers per game	18.2	12.2				
Turnover margin	-6.0	-				
Assist/turnover ratio	0.7	1.1				
STEALS	72	108				
Steals per game	5.1	7.7				
BLOCKS	42	38				
Blocks per game	3.0	2.7				
ATTENDANCE	10616	19467				
Home games-Avg/Game	7-1517	7-2781				
Neutral site-Avg/Game	-	0-0				

Score by Periods	1st	2nd	OT	Totals
San José State	419	509	10	938
Opponents	468	505	16	989



2017-18 SJSU Men's Basketball
San José State Combined Team Statistics (as of Jan 03, 2018)
Conference games only



RECORD:	OVERALL	HOME	AWAY	NEUTRAL
ALL GAMES	0-3	0-2	0-1	0-0
CONFERENCE	0-3	0-2	0-1	0-0
NON-CONFERENCE	0-0	0-0	0-0	0-0

#	Player	gp-gs	min	avg	Total		3-Point		F-Throw		Rebounds				pf	dq	a	to	blk	stl	pts	avg
					fg-fga	fg%	3fg-fga	3fg%	ft-fga	ft%	off	def	tot	avg								
32	WELAGE, Ryan	3-3	111	37.0	23-42	.548	9-20	.450	6-6	1.000	2	16	18	6.0	4	0	6	4	1	2	61	20.3
20	BAUMANN, Noah	3-3	54	18.0	12-17	.706	11-14	.786	0-0	.000	0	4	4	1.3	0	0	1	8	0	0	35	11.7
25	HILLSMAN, Jaycee	3-0	66	22.0	7-14	.500	5-6	.833	11-12	.917	1	9	10	3.3	5	0	7	8	1	1	30	10.0
13	BARRY, Oumar	3-0	62	20.7	7-15	.467	0-3	.000	2-8	.250	3	7	10	3.3	4	0	0	6	0	0	16	5.3
23	MITCHELL, Brandon	3-0	43	14.3	7-15	.467	0-2	.000	0-2	.000	4	2	6	2.0	8	0	3	5	2	4	14	4.7
05	FISHER, Keith	3-3	63	21.0	6-13	.462	0-0	.000	0-0	.000	3	12	15	5.0	11	1	3	12	1	3	12	4.0
41	CHASTAIN, Ashtin	3-3	68	22.7	5-14	.357	0-3	.000	2-4	.500	3	7	10	3.3	10	1	5	5	5	1	12	4.0
02	CARLISLE, Nai	2-0	32	16.0	3-5	.600	1-2	.500	0-0	.000	0	3	3	1.5	5	0	6	7	0	2	7	3.5
10	NICHOLS, Isaiah	3-3	48	16.0	4-11	.364	1-4	.250	1-2	.500	2	7	9	3.0	5	0	5	6	0	2	10	3.3
21	JAMES, Jalen	3-0	53	17.7	1-7	.143	1-5	.200	0-0	.000	2	4	6	2.0	8	1	6	3	0	1	3	1.0
12	SIMMONS, Caleb	3-0	25	8.3	0-2	.000	0-2	.000	0-0	.000	1	3	4	1.3	2	0	3	0	0	1	0	0.0
Team											7	5	12					5				
Total.....		3	625		75-155	.484	28-61	.459	22-34	.647	28	79	107	35.7	62	3	45	69	10	17	200	66.7
Opponents.....		3	625		78-179	.436	25-69	.362	46-62	.742	28	58	86	28.7	48	-	50	35	9	30	227	75.7

TEAM STATISTICS	SJ	OPP	Date	Opponent	Score	Att.
SCORING	200	227	* 12/27/17	at Utah State	L 72-86	6759
Points per game	66.7	75.7	* 12/30/17	COLORADO STATE	L 52-59	1385
Scoring margin	-9.0	-	* 01/03/18	UNLV	Lot 76-82	1376
FIELD GOALS-ATT	75-155	78-179	* - Conference game			
Field goal pct	.484	.436				
3 POINT FG-ATT	28-61	25-69				
3-point FG pct	.459	.362				
3-pt FG made per game	9.3	8.3				
FREE THROWS-ATT	22-34	46-62				
Free throw pct	.647	.742				
F-Throws made per game	7.3	15.3				
REBOUNDS	107	86				
Rebounds per game	35.7	28.7				
Rebounding margin	+7.0	-				
ASSISTS	45	50				
Assists per game	15.0	16.7				
TURNOVERS	69	35				
Turnovers per game	23.0	11.7				
Turnover margin	-11.3	-				
Assist/turnover ratio	0.7	1.4				
STEALS	17	30				
Steals per game	5.7	10.0				
BLOCKS	10	9				
Blocks per game	3.3	3.0				
ATTENDANCE	2761	6759				
Home games-Avg/Game	2-1380	1-6759				
Neutral site-Avg/Game	-	0-0				

Score by Periods	1st	2nd	OT	Totals
San José State	89	101	10	200
Opponents	101	110	16	227