



UNIVERSITY OF NEW MEXICO LOBO FOOTBALL

1939 Sun Bowl * 1944 Sun Bowl * 1946 Sun Bowl * 1947 Harbor Bowl * 1961 Aviation Bowl * 1997 Insight.com Bowl
2002 Las Vegas Bowl * 2003 Las Vegas Bowl * 2004 Emerald Bowl * 2006 New Mexico Bowl * 2007 New Mexico Bowl

2015 NEW MEXICO SCHEDULE

Date	Opponent (TV)	Time/Result
9/5	Mississippi Valley State	W 66-0
9/12	Tulsa (ESPN3)	L 21-40
9/18	at (RV/RV)Arizona State (Pac-12)	8:07 pm
9/26	*at Wyoming (ROOT)	1:08 pm
10/3	New Mexico State (ROOT)	6:08 pm
10/10	*at Nevada (MWN/CI)	5:05 pm
10/17	*Hawai'i (ROOT/Oceanic)	5:08 pm
10/24	*at San José State (ROOT)	5:08 pm
11/7	*Utah State (CBSSN)	1:34 pm
11/14	*at (RV/RV)Boise St. (ESPN Family)	TBA
11/21	*Colorado State (ROOT)	3:38 pm
11/28	*Air Force (ESPN Family)	TBA

ON THE AIR

Television

Pac 12 Network
Play-by-Play: Ted Robinson
Color Analyst: Glenn Parker
Sidelines: Jill Savage

Radio (English)

Lobo Radio Network
(770 Kkob-AM flagship in Albuquerque)
Play-by-Play: Robert Portnoy
Color Analyst: DonTrell Moore
Sidelines: Scott Stiegler

Radio (Spanish)

None

FOOTBALL COMMUNICATIONS

Frank Mercogliano, Asst. A.D. for Communications
Email: fmercog@unm.edu
Cell Phone: 505-410-4844
Twitter: @fmmmercogliano

PROMOTIONS & SPONSORS

Road Game



New Mexico (1-1)

LOBOS

GAME 3

Date..... Friday, September 18
Time..... 8:07 p.m. MT
Location..... Tempe, Ariz.
Venue..... Sun Devil Stadium
Capacity..... 64,248
Television..... Pac 12 Network
Series Record..... ASU leads 23-5-1
In ABQ..... ASU leads 11-4
In Tempe..... ASU leads 12-1-1
Current Streak..... Tulsa 18
Last Meeting..... 9/6/2014, ASU 58-23
Last Meeting in Tempe..... 10/23/1976,
ASU 31-15



Arizona State (1-1)

SUN DEVILS

The Game:

The University of New Mexico Lobos (1-1) will hit the road for the first time in 2015 as the Lobos head to Tempe to take on the Arizona State Sun Devils (1-1). The Sun Devils picked up a win over FCS Cal Poly 35-21 on Saturday night in a game that was tied into the fourth quarter. For both teams, it's the final non-conference match-up before conference play begins, although UNM still has one more non-conference game.

The Coaches:

The University of New Mexico Lobos are coached by Bob Davie, who is 12-27 in his fourth season with the Lobos, and he is 47-52 overall in his ninth season. He spent his first five seasons as a head coach manning the Notre Dame Fighting Irish. For the Sun Devils, they are coached by Todd Graham. Graham is in his fourth season with Arizona State, with a record of 29-13 and three trips to a bowl game. Overall he is 78-42 in 10 seasons after stops at Rice (2006), Tulsa (2007-10) and Pittsburgh (2011). Graham is 3-0 against the Lobos, going 1-0 with ASU and 2-0 with Tulsa. Bob Davie is 2-1 against Arizona State, 0-1 with the Lobos and 2-0 with Notre Dame. One of those wins was a 28-9 win in Tempe on October 10, 1998.

Series History:

The two teams have met 29 times, with the Sun Devils holding a 23-5-1 advantage. Arizona State has won the last 18 in the series, going back to 1947. The Lobos and Sun Devils were even over the first 11 games of the series, going 5-5-1. Arizona State leads the series in Tempe 12-1-1, with ASU having won nine straight in Tempe against UNM. UNM's lone win was on October 20, 1934, an 18-12 win. The two teams tied 0-0 on October 11, 1941.

Broadcast Information:

The broadcast will be provided by the Pac 12 Network, which is available in 60 million homes, including DISH Network Channel 409. Fans should check with their cable providers for more details. Ted Robinson, the "Voice of the San Francisco 49ers" will have the play-by-play with Glenn Parker, a 12-year NFL veteran and participant in five Super Bowls, on color duties. Jill Savage is the sideline reporter.

The game will be broadcast on the Lobo Radio Network with Robert Portnoy and DonTrell Moore calling all the action, with Michael Carlyle serving as engineer. Scott Stiegler will host the post game call-in show. The flagship station is 770 AM Kkob out of Albuquerque. This feed will also be available via the Tuneln Radio App.

Tweetable:

Dameon Gamblin's 131 receiving yards were the most by a Lobo in the Bob Davie era. #GoLobos

OFFENSE

Pos.	#	Player	Ht.	Wt.	Cl.-Ex.	Hometown (Last School)	Notes
WR-X	81	Marquis Bundy	6-4	215	Sr-3L	Anthem, Ariz. (Boulder Creek)	Has no catches this season, 24 in career with 2 TDs
	19	Matt Quarells	6-1	192	Fr-RS	St. Louis, Mo. (Hazelwood Central HS)	Has one catch for 17 yards
LT	75	Reno Henderson	6-4	275	Jr-1L-RS	Ocala, Fla. (New Mexico Military Inst./Vanguard HS)	Scored a touchdown on a FR against Mississippi Valley State, started two games
	62	Garrett Adcock	6-2	291	Jr-2L-RS	Dallas, Texas (Dallas Christian HS)	Played in two games, one start
LG	79	Bryan Oldenkamp	6-4	308	Sr-1L-1SQ-RS	Hesperia, Calif. (Chaffey College/Hesperia HS)	Started two games
	51	Eden Mahina	6-4	308	Sr-1L	Ontario, Calif. (Mt. San Jacinto College/Upland HS)	Started two games, one at center, one at guard
	50	Chris Lewis	6-3	301	Jr-JC	Compton, Calif. (Riverside JC/Compton HS)	Played in one game
C	51	Eden Mahina	6-4	308	Sr-1L	Ontario, Calif. (Mt. San Jacinto College/Upland HS)	Started two games, one at center, one at guard
	66	Tevita Fonua	6-2	308	Jr-JC	Richmond, Calif. (Laney College/John F. Kennedy HS)	Played in two games, one start
RG	55	Aaron Jenkins	6-1	312	Fr-RS	Dallas, Texas (Lincoln HS)	Started two games
	65	Jack Ziltz	6-2	275	Jr-1L	Crete, Ill. (College of Dupage/Marian Catholic HS)	Played in one game
RT	62	Garrett Adcock	6-2	291	Jr-2L-RS	Dallas, Texas (Dallas Christian HS)	Played in two games, one start
	76	Dillon Romine	6-6	290	Sr-2L-RS	Bradenton, Fla. (Braden River HS)	Played in two games
TE	80	Reece White	6-1	225	Sr-3L	Rio Rancho, N.M. (Cleveland HS)	Has one catch for 26 yards
	48	Chris Edling	6-3	244	Sr-3L	Corsicana, Texas (Corsicana HS)	Has no catches
WR-H	2	Dameon Gamblin	5-10	174	Jr-2L	Mesquite, Texas (Mesquite HS)	Has 11 catches for 176 yards and 1 TD, six rushes for 53 yards
	22	Chris Davis	5-6	171	So-1L	Westlake Village, Calif. (Oaks Christian HS)	Has two catches for 11 yards
WR-Y	24	Carlos Wiggins	5-8	166	Sr-3L	Plano, Texas (Plano West HS)	Has three catches for 52 yards, three rushes for 40 yards
	82	Delane Hart-Johnson	6-4	210	So-JC	Philadelphia, Pa. (L.A. Valley College/MLK HS)	Has three catches for 23 yards
QB	13	Lamar Jordan	5-10	190	So-1L-RS	Frisco, Texas (Centennial HS)	15-21-1 for 244 yards, 1 TDs, has 14 rushes for 109 yards, 1 TD
	10	Austin Apodoca	6-3	207	Jr-JC	Longmont, Colo. (Mesa CC/Washington State/Silver Creek HS)	8-19-0 for 94 yards
RB	6	Jhurell Pressley	5-10	203	Sr-3L-RS	Newcastle, Del. (Red Lion Christian Academy)	21 rushes for 89 yards, 1 TD
	4	Romell Jordan	5-8	182	So-1L-RS	Rio Rancho, N.M. (Cleveland HS)	Six rushes for 33 yards
TB	7	Teriyon Gipson	5-8	182	Jr-2VL	Dallas, Texas (Kimball HS)	Nine rushes for 71 yards, 2 TDs
	25	David Anaya	5-9	205	Sr-3L	Roswell, N.M. (Goddard HS)	Two rushes for 12 yards, 1 TD

DEFENSE

Pos.	#	Player	Ht.	Wt.	Cl.-Ex.	Hometown (Last School)	Notes
LE	95	Garrett Hughes	6-1	267	So-1L	Corona, Calif. (Centennial HS)	Six tackles, 2.0 sacks for 11 yards, 3.0 TFLs for 12 yards
	52	Sam Mabany	6-7	256	So-SQ	Denver, Colo. (Denver South HS)	One Tackle
NT	92	William Udeh	6-0	294	Jr-2L	Coppell, Texas (Coppell HS)	Four tackles
	55	Taylor Timmons	6-0	291	Jr-RS	Tampa, Fla. (Mew Mexico Military Inst./Tampa Catholic HS)	Three tackles, 1.0 sacks for 13 yards, 2.5 TFL for 18 yards
-or-	59	Chris Lee	6-1	260	Sr-1L	Oakland, Calif. (Laney College/San Leandro HS)	1 FR for 0 yards, 1 QBH
RE	91	Nik D'Avanzo	6-3	281	Jr-2L	Baltimore, Md. (Archbishop Curley HS)	Five tackles, 0.5 sacks for 4 yards, 1.5 TFLs for 8 yards, 1 FR for 0 yards, 1 QBH
	98	Kene Okonkwo	6-3	270	So-1L	Mesquite, Texas (Horn HS)	Five tackles, 1.5 TFLs for 1 yard
RUSH	54	Donnie White	6-1	240	Jr-2L	St. Louis, Mo. (De Smet HS)	Seven tackles, 2.0 sacks for 17 yards, 2.5 TFLs for 18 yards, 1 QBH
	58	Maurice Daniels	6-4	219	Jr-JC	Coalinga, Calif. (West Hills College/Robeson HS)	11 tackles, 1.5 sacks for 10 yards, 2.5 TFLs for 17 yards, 1 PBU, 1 FF, 1 QBH
MLB	49	Dakota Cox	6-0	231	Jr-2L	Draper, Utah (Juan Diego HS)	15 tackles, 1.0 TFLs for 2 yard, 1 PBU
	32	Michael Arredondo	6-1	230	Sr-3L	Phoenix, Ariz (Desert Vista HS)	Four tackles
WLB	2	Kimmie Carson	6-0	213	So-1L-RS	Tulsa, Okla. (East Central HS)	15 tackles, 1.0 sacks for 9 yards, 2.0 TFLs for 12 yards
	20	Ryan Langford	6-4	235	Sr-1L	Davenport, Iowa (Iowa Western CC/Assumption HS)	Seven tackles, 1.0 TFLs for 3 yards, 1 PBU
LCB	4	Isaiah "I.B." Brown	5-11	187	Jr-2L	San Antonio, Texas (Katy HS)	One tackle, 1 PBU
	21	Donnie Duncan	5-11	191	Sr-3L-RS	Cerritos, Calif. (Alexander Hamilton HS)	Five tackles
SS	12	Ryan Santos	5-10	190	Jr-2L-RS	Klein, Texas (Klein Collins HS)	Six tackles, 1 PBU
	6	Travis Green	6-1	209	Gr-TR	Omaha, Neb. (Kansas State/Iowa Western CC/Omaha North HS)	One tackle. one INT for 32 yards, 1 TD
FS	22	Markel Byrd	5-11	195	So-1L-RS	San Diego, Calif. (Horizon Christian Academy)	10 tackles
	14	Daniel Henry	6-1	196	Jr-RS	San Diego, Calif. (Iowa Western CC/Weber State/La Jolla Country Day)	Three tackles
ROCK	5	Lee Crosby	5-11	201	Jr-RS	Baltimore, Md. (Snow College/Baltimore City HS)	10 tackles
	28	Jake Rothschilder	5-7	190	So-RS	Westlake Village, Calif. (Westlake HS)	One tackle
RCB	3	Cranston Jones	5-8	172	Sr-3L	Mesquite, Texas (West Mesquite HS)	Three tackles
	27	Bijon Parker	6-0	188	Fr-RS	Los Angeles, Calif. (Fairfax HS)	One tackle

SPECIAL TEAMS

Pos.	#	Player	Ht.	Wt.	Cl.-Ex.	Hometown (Last School)	Notes
FGs	95	Jason Sanders	5-11	186	So-1L	Orange, Calif. (Villa Park HS)	1-2 FG (long of 28), 12-12 on XP
	90	Zack Rogers	5-9	191	Sr-1L-2SQ-RS	Rio Rancho, N.M. (Rio Rancho HS)	No placements this season
KOs	95	Jason Sanders	5-11	186	So-1L	Orange, Calif. (Villa Park HS)	Nine touchbacks on 15 kickoffs, start position of the 23 yard line in 2014
	90	Zack Rogers	5-9	191	Sr-1L-2SQ-RS	Rio Rancho, N.M. (Rio Rancho HS)	No kickoffs this season
P	90	Zack Rogers	5-9	191	Sr-1L-2SQ-RS	Rio Rancho, N.M. (Rio Rancho HS)	Has 7 punts for 44.0 yard average, long of 50, 0 TBs, 4 FC, 1 I20, 1 50+
	94	Sam Gentry	6-6	242	Jr-2SQ-RS	Albuquerque, N.M. (Eldorado HS)	No punts this season
DS	97	Steven Romero	6-1	225	Jr-2L	Albuquerque, N.M. (La Cueva HS)	Starting long snapper for the last three seasons
	30	Wendell Carter	5-7	180	Sr-2SQ-RS	Winslow, Ariz. (Winslow HS)	Has not snapped in a game
Hold	94	Sam Gentry	6-6	242	Jr-2SQ-RS	Albuquerque, N.M. (Eldorado HS)	First year as holder
	10	Austin Apodoca	6-3	207	Jr-JC	Longmont, Colo. (Mesa CC/Washington State/Silver Creek HS)	Washington State's holder in 2013
KOR	24	Carlos Wiggins	5-8	166	Sr-3L	Plano, Texas (Plano West HS)	Has 4 returns for 105 yards, 26.2 yard average, long of 37 (4 career KO TDs)
	11	Ridge Jones	5-10	171	Jr-2L-RS	DeSoto, Texas (DeSoto HS)	Has 1 return for 16 yards, 16.0 yard average, long of 16
	25	David Anaya	5-9	205	Sr-3L	Roswell, N.M. (Goddard HS)	No returns this season
PR	24	Carlos Wiggins	5-8	166	Sr-3L	Plano, Texas (Plano West HS)	Has 2 returns for 17 yards, 8.5-yard average, long of 13
	22	Chris Davis	5-6	171	So-1L	Westlake Village, Calif. (Oaks Christian HS)	Has 1 returns for 0 yards, 0.0-yard average, long of 0

NEW MEXICO WEEKLY PRACTICE & MEDIA SCHEDULE (MOUNTAIN TIME)

GENERAL INFORMATION

Name of School University of New Mexico
 City/Zip Albuquerque, N.M. 87106
 Founded 1889 by Territorial Legislature
 Enrollment 28,800
 Nickname Lobos
 School Colors Cherry and Silver
 Stadium Branch Field at University Stadium
 Capacity 39,224
 Conference Mountain West
 Affiliation NCAA I
 President Dr. Robert Frank
 Vice President for Athletics Paul Krebs
 Athletic Dept. Phone 505-925-5501
 Ticket Office Phone 505-925-LOBO

COACHING STAFF

Head Coach Bob Davie
 Alma Mater, Year Youngstown State, 1977
 Record at School (years) 12-27, 4th season
 Career Record (years) 47-52, 9th season
 Football Office Phone 505-925-5700
 Best Time of Day to Reach Coach Contact SID
 Assistant Coaches
 Bob DeBesse Off. Coord./QBs
 Scott Baumgartner WRs
 Clay Davie TEs
 Jason Lenzmeier OL
 Apollo Wright Special Teams/RBs
 LaMar Bratton Grad. Asst. (Offense)
 Mitchell Kleinschrodt ... Grad. Asst. (Offense)
 Kevin Cosgrove Def. Coord./LBs
 Charles McMillian ... Def. Passing Game Coord/S
 Barry Sacks DL
 Al Simmons CBs
 Andrew Aho Grad. Asst. (Defense)
 Ivan Cordova Grad. Asst. (Defense)
 Dir. of Football Ops Brian DeSpain
 Asst. Dir. of Ops Evan Barker
 Video Coordinator Chris Crooks
 Videographer Paul Kasero
 Dir. of Recruiting Josh Sternquist
 Dir. of Player Development Trent Martin
 Athletic Performance Ben Hilgart
 Asst. Athletic Performance Kyle Kudrna
 G.A. Athletic Performance Kasey Carrier

TEAM INFORMATION

2014 Overall Record 4-8
 2014 Mountain West Record/Finish 2-6/5th Mt.

HISTORY

First Year of Football 1892
 Overall All-Time Record 465-571-31
 Number of Bowls/last 11/2007
 Bowl Record 3-7-1
 NFL Draft Picks 64

COMMUNICATIONS

Press Box Phone 505-925-5805
 SID Mailing Address New Mexico Athletics
 Colleen J. Maloof Administration Building
 1 University of New Mexico
 MSC04 2680
 Albuquerque, NM 87131-0001
 Overnight Address New Mexico Athletics
 Colleen J. Maloof Administration Building
 1414 University Boulevard SE
 Albuquerque, NM 87106

SOCIAL MEDIA

Website www.golobos.com



@NewMexicoFB



/UNMLoboFootball

MONDAY	TUESDAY	WEDNESDAY	THURSDAY	FRIDAY	SATURDAY	SUNDAY
Practice 9:15-11:10 a.m.	Practice 9:15-11:10 a.m.	Practice 10:15-11:25 p.m.	Practice Team Walk Through (CLOSED)	Game 8:05 p.m. MT at Arizona State	Practice OFF	Practice OFF
Media Open first 30 minutes Interviews after practice (Players) Press Conference at noon (Press Box Zia II)	Media Open first 30 minutes Final Interviews after practice (No QBs) LoboTalk 7-9 p.m. - Chama River	Media Open first 30 minutes No Media Availability Except Coach Davie	Depart for Tempe Media No Media Availability	Media Coach Davie and Select Players after game	Media None	Media None

NEW MEXICO MEDIA POLICIES & PROCEDURES

Bob Davie Interview Opportunities

Coach Davie has several media availability times during the week. He is available after practices on Monday, Wednesday and Thursday. He also meets with the local media on Tuesday at noon as part of UNM's weekly fall sports media luncheon (other fall sport coaches meet with the media at 11:30 a.m. prior to Davie speaking). For weeks that have a Friday game, the entire week is pushed backwards one day.

New Mexico Media Luncheon

The New Mexico Media Luncheons are Tuesdays from 11:30 a.m. to 12:30 p.m. Coach Davie is available at noon. Audio and video clips from Davie are available at www.golobos.com. The press conferences are also streamed on GoLobos.com by LoboTV. Please note that the Mountain West no longer will conduct a football coaches teleconference. The luncheon is on the Zia II level of the West Pressbox.

New Mexico Player Interview Opportunities

All player interviews must be arranged through the UNM athletics communications office. The main time for interviews is after practice. Wednesday is the last day for player interviews, and Tuesday is the last day for quarterback interviews. For lengthier interviews, please call the communications office to arrange, which we are happy to do, working around class schedules. These will normally take place in the communications suite in the Maloof Center.

Postgame: The UNM locker room is closed. Requested players will be brought to an area to be determined after home games and outside the locker room for road games.

Wireless in the Press Box

The press box at University Stadium is fully equipped for wireless connections. Access is free, but those wanting access need their own internal or external wireless cards. Phone lines are available.

www.collegepressbox.com

CollegePressBox.com gives the media one-stop access to updated contact information, media guides, game books, photos, quotes, links and more for each of the league's schools and the Mountain West office. Log-in information will be provided by the MW office to accredited media, or you can apply for a password by sending an e-mail to password@collegepressbox.com.

Ticket Information

- online at unmtickets.com
- by calling 925-5858 or toll-free at 800-955-HOWL.
- Albertson's stores in Albuquerque, Rio Rancho, Los Lunas and Santa Fe
- Lobo Ticket Office inside the Pit at the NW corner of University & Cesar Chavez boulevards from 8:30-5 Monday-Friday
- UNM Bookstore (Bookstore Ticket Office is closed on Mondays) For more information call the New Mexico Athletics Ticket Office at (505) 925-5626 or 1-800-955-HOWL (4695). Call (505) 925-5500 for group tickets and ask to speak to a customer service representative.

On Game Day, the northeast box office at University Stadium opens four hours prior to kickoff, and the Lobo Ticket Office at the Pit opens three hours before game time. The northwest University Stadium box office opens 90 minutes before kickoff.

Lobo Talk & The Lobo Coaches Show

Host Robert Portnoy and coach Bob Davie discuss UNM football at Lobo Talk Wednesdays. The show airs from 7-9 p.m. at Chama River Brewing Co. Fans can call 866-350-4309 to ask coach Davie a question. The Lobo Coaches Show will be on ROOT Sports starting the second week of the season.

Game Credentials

Regular UNM media will receive game credentials prior to the start of the season. Media members with season credentials will also serve as a parking pass for the Baseball East or Baseball South lot across from the stadium.

Visiting team media should request single-game credentials through their team's media relations office. Parking passes for the Baseball East and media lots will be needed.

Media members not associated directly with a team can email requests to fmercog@unm.edu. Please have these Wednesday of game week (Tuesday for Friday night home games).

For media members picking up credentials at will call without parking passes, it is located in the Northeast corner of the stadium by Gate 7 or 8. With parking passes credentials will be located at the University Drive entrance to the Baseball & Pit East lots with the parking attendant. This should allow you to get your credential without having to wait in line or deal with parking on the north side of the stadium.

GAME DAY COACHING LOCATIONS

BOOTH

Bob DeBesse Off. Coord./QBs
 Scott Baumgartner WRs
 Clay Davie TEs
 Barry Sacks DL
 Al Simmons CBs
 LaMar Bratton Grad. Asst. (Offense)
 Ivan Cordova Grad. Asst. (Defense)

SIDELINES

Jason Lenzmeier OL
 Apollo Wright Special Teams/RBs
 Kevin Cosgrove Def. Coord./LBs
 Charles McMillian... Passing Game Coord/S
 Andrew Aho Grad. Asst. (Defense)
 Mitchell Kleinschrodt Grad. Asst. (Offense)

LOBO RADIO NETWORK

Every New Mexico football game is broadcast over the Lobo Radio Network. 770 KKOB-AM in Albuquerque is the flagship. Robert Portnoy is in his third season of play-by-play broadcasting with the University of New Mexico. The Lobo Radio Network:

Albuquerque	KKOB-AM	770 AM
Aztec	KLJH-FM	96.1 FM
Bloomfield	KLJH-2	107.1FM
Carlsbad	KATK-AM	740 AM
Farmington	KLJH-FM	107.1 FM
Farmington	KLJH-FM	96.1 FM
Farmington	KLJH-1	107.1 FM
Gallup	KYVA-AM	1230 AM
Gallup	KYVA-AM	94.9 FM
Grants	KMIN-AM	980 AM
Hobbs	KWMW-FM	105.1 FM
Las Vegas	KBQL-FM	92.7 FM
Mancos, CO	KLJH-FM	107.9 FM
Pagosa Springs, CO	KLJH-FM	98.3 FM
Santa Fe	KVSF-AM	1400 AM
Ruidoso	KWMW-FM	99.1 FM
Ruidoso	KRUI-AM	1490 AM
Socorro	KYRN-FM	102.1 FM
Window Rock, AZ	KLJH-FM	92.3 FM

Lobo games will be broadcast in Spanish on ESPN Deportes New Mexico on KRZY-AM 1450 and José 105.9 FM, Albuquerque, thanks to an agreement between UNM Athletics and Entrevision NM. Carlos Fourzan will handle the play-by-play duties with Ben Becerra providing analysis.

ROSTER BREAKDOWN

LETTERMEN RETURNING (47)

Offense (22): QB (1) Lamar Jordan*, **RB** (4) David Anaya***, Teriyon Gipson**, Romell Jordan*, Jhurell Pressley***, **WR** (5) Marquis Bundy***, Chris Davis*, Dameon Gamblin**, Ridge Jones**, Carlos Wiggins**, **TE** (4) Chris Edling***, Cole Gautsche (position switch from QB)***, Nick Lehman*, Reece White***, **OL** (8) Garrett Adcock**, Andrew Aqua (SQ in 2014)*, Reno Henderson*, Jack Lamm (RS in 2014)*, Bryan Oldencamp*, Eden Mahina*, Dillon Romine**, Jack Ziltz (position switch from DL)*;

Defense (22): DL (6) Nik D'Avanzo**, Garrett Hughes*, Chris Lee*, Kene Okonkwo*, Christopher Smalls (SQ in 2014)*, William Udeh**, **LB** (7) Michael Arredondo***, Kimmie Carson*, Dakota Cox**, Ryan Langford*, Geoff Smelser*, Richard Winston***, Donnie White**, **S** (5) Tayo Adewon*, Ricky Bennett*, Kenneth Maxwell*, John Russo**, Ryan Santos**, **CB** (4) Markel Byrd*, Isaiah Brown**, Donnie Duncan***, Cranston Jones**

Specialists (3): Zack Rogers* (P/K), Steven Romero** (LS), Jason Sanders* (KO)
*denotes letters won

STARTERS RETURNING (17)

Offense (7): OL Garrett Adcock, QB Cole Gautsche, RB Teriyon Gipson, OL Reno Henderson, OL Eden Mahina, RB Jhurell Pressley, TE Reece White

Defense (7): FS Markel Byrd, DE Nik D'Avanzo, LB Kimmie Carson, LB Dakota Cox, CB Cranston Jones, LB Donnie White, DT William Udeh

Specialists (3): P/K Zack Rogers, LS Steven Romero, KO Jason Sanders

STARTERS LOST (8)

Offense (4): OL LaMar Bratton, WR Tyler Duncan, WR Jeric Magnant, OL Jamal Price

Defense (4): DE Brett Bowers, CB SaQwan Edwards, SS David Guthrie, SLB Tevin Newman

Specialists (0): None

The Opening List

In a statistical impossibility, the 2015 edition of the Lobos cannot finish .500 on the road, because this season the Lobos only play five road games. In theory UNM could play a road bowl game, but most bowls are neutral affairs. It hasn't been often that the Lobos have played just five road games in a season, which might actually be a detriment as UNM was 3-3 on the road last year. Since the schedules expanded to 12 games in 2003, it's only happened two times, and UNM both times had winning seasons on the road. Those two seasons are the subject of our rather small but pertinent opening list.

Years in a 12-game schedule with only five road games

2006	3-2
2003	3-2

Lord I was Born a Gambler Man....Just Trying to Make a Living Doin' the Best I Can...

Dameon Gamblin had himself a pretty good night on Saturday against Tulsa. In fact, he had himself a pretty good career that game as well.

Gamblin had played in 22 career games for the Lobos, and he entered Saturday nights game with seven career catches for a grand total of 77 yards and no touchdowns. He also had four career carries for 41 yards. Then in one game he obliterated his career numbers. Gamblin caught eight passes, one more than he had the previous 22 games. Those eight grabs went for 131 yards, including a career-long 62-yard touchdown catch that made it 14-10 Lobos in the first quarter.

Gamblin added to his day with 42 yards on four carries, and at one point in the second half he was UNM's leading rusher. His big receiving day now has him listed second in the conference in receptions per game (95.5) and receiving yards per game (88.0).

The amazing thing is prior to 2015, Gamblin never had more than one catch in any game in his career. He then caught a career-high three against Mississippi Valley State before breaking out with eight on Saturday.

All He Does is Get First Downs

Punter Zack Rogers nearly earned Mountain West Player of the Week honors after his yeoman's effort on Saturday. Rogers punted six times for a 44.0-yard average, netting 44.0 as well. He had one punt downed inside the 20 and a long of 50, but it wasn't his right leg that got people's attention...it was both legs.

With UNM trailing 10-7 and facing 4th-and-3 at its own 37, Rogers rolled right for a rugby punt, found a seam and darted ahead for an 8-yard gain and a first down. UNM eventually scored on that drive. He wasn't done. In the fourth quarter with UNM trailing 33-21 and facing 4th-and-1 at its own 30, Rogers again rolled, and with Tulsa's defense on the field looking for it, he still found two yards and got another first down.

The two rushes were the first two of his career at UNM which started in 2010.

Hard to Get Tackles on Special Teams

Against Mississippi Valley State, Jason Sanders put all 11 of his kickoffs at least eight yards in the end zone, and the Delta Devils actually attempted six returns, never getting very far. Zack Rogers' only punt was not returned in that game, meaning UNM had six special teams tackles. UNM still has six after Sanders blasted all four of his kickoffs out of the end zone, and Rogers never had a punt returned. In fact, Rogers got UNM the ball back as his high floater at the end of the half bounced off a Tulsa player and UNM recovered.

Which Reminds Me...Thanks for the Scholarship Coach

On the only punt return against UNM this season, Zack Rogers' punt bounced off a Tulsa defender and the fumble was recovered by Michael Walsh. Walsh, along with fellow special teamer John Russo, were both awarded scholarships by head coach Bob Davie just prior to the season due to being on all of UNM's special teams.

The fumble recovery was the first of Walsh's career.

Lobos Red Zone Defense Is Beefing Up

The New Mexico Lobos defense is tough to judge after playing an FCS team and then a team that got off 89 plays in Tulsa, but one thing is for certain ... UNM's defense in the red zone has been stellar so far.

New Mexico's defensive red zone scoring percentage is .750, allowing six scores on eight attempts. That number in and of itself is solidly tied for 35th nationally (teams that have allowed 100% scores in the red zone include Tulsa, UTEP, Kansas, BYU, Utah State, Oregon State, Michigan, LSU, Oklahoma State, Ohio State and Miami. However, giving up scores is one thing, but UNM has allowed just two touchdowns on those eight trips inside the zone, and that's a .250 mark defensively.

FLASH STAT

25%

The percentage of times UNM's opponents have scored a touchdown in a red zone possession this season. That number is good for a tie for 15th in the NCAA.

THE TALE OF THE TAPE

Starters Average Heights and Weights

	UNM	ASU
OL/TE	6-2 ² / ₃ , 286.5	6-4, 294.2
Skill Pos.	5-10 ¹ / ₂ , 192.2	6-1 ⁵ / ₆ , 211.0
Defensive Line	6-1 ¹ / ₃ , 280.7	6-3, 271.3
Linebackers	6-0 ¹ / ₃ , 228.0	5-11 ² / ₃ , 223.3
Defensive Backs	5-10 ³ / ₅ , 189.6	5-11 ³ / ₄ , 198.5

Class Breakdown of Starters

	UNM		ASU	
	Off	Def	Off	Def
Seniors	7	1	8	5
Juniors	3	8	2	2
Sophomores	1	2	2	3
Freshmen	1	0	0	1

HONORS

Garrett Adcock - OL

Phil Steele: Preseason Third Team All-Mountain West
College Football Preview: Honorable Mention First Team All-Mountain West
NFL.com: #5 Smartest Player in College Football

Dakota Cox - LB

College Football Preview: Preseason First Team All-Mountain West
Phil Steele: Preseason Second Team All-Mountain West
Athlon: Preseason Second Team All-Mountain West

Nik D'Avanzo - DL

Phil Steele: Preseason Third Team All-Mountain West
College Football Preview: Honorable Mention All-Mountain West

Teriyon Gipson - RB

College Football Preview: Honorable Mention All-Mountain West

Reno Henderson - OL

Phil Steele: Preseason Third Team All-Mountain West
College Football Preview: Honorable Mention All-Mountain West

Cranston Jones - CB

College Football Preview: Honorable Mention All-Mountain West

Ridge Jones - WR/KR

Phil Steele: Preseason Second Team All-Mountain West
Athlon: Preseason Second Team All-Mountain West

Eden Mahina - OL

College Football Preview: Honorable Mention All-Mountain West

Jhurell Pressley - RB

College Football Preview: Honorable Mention All-Mountain West
Phil Steele: Preseason Second Team All-Mountain West
Athlon: Preseason Second Team All-Mountain West
NFL.com: #7 Most Explosive Player

Carlos Wiggins - WR/KR

NFL.com: #11 Best Player 5-8 or Smaller
Preseason All-MW Returner

LOBOS IN THE MW/MCAA

Category	Avg	MW	NCAA
Rushing Offense	281.5	2	14
Passing Offense	169.0	7	99
Total Offense	450.5	4	53
Scoring Offense	43.5	2	T-23
Rushing Defense	152.5	7	71
Pass Defense	184.5	6	51
Total Defense	337.0	7	56
Scoring Defense	20.0	5	T-51
Net Punting	44.0	3	T-9
Punt Returns	5.7	6	81
Kickoff Returns	23.7	3	41
Turnover Margin	+1.00	3	T-26
Passing Eff.	131.7	3	70
Pass Eff. Defense	125.2	8	75
Time of Possession	28:12	8	84
3rd Down Conversions	36.0	7	T-82
Opp 3rd Down Conversions	40.6	8	89
Sacks For	8	T-1	T-8
Sacks Against	1	T-2	T-9
Penalty Yards Per Game	104.5	12	125
Red Zone Offense	88.9%	6	T-48
Red Zone Defense	75.0%	T-1	T-36

Passing Effic.-L. Jordan	175.2	1	--
Total Offense-L. Jordan	170.5	7	--
Interceptions-Green	0.50	T-4	T-32
Receptions-Gamblin	5.50	T-2	T-50
Kickoff Returns-Wiggins	26.2	2	24
Receiving Yards-Gamblin	88.0	2	T-34
Punting-Rogers	44.0	4	--
All Purpose-Gamblin	114.5	9	--
Wiggins	110.0	10	--
Scoring-Sanders	7.5	T-5	--
Scoring (TDs)-Chestnut	6.0	T-4	--
Owens	6.0	T-4	--
Scoring (Kick)-Sanders	7.5	T-2	--
FGs-Sanders	0.5	T-7	--
PAT%-Sanders	1.00	T-1	--
Tackles-Carson	7.5	13	--
Cox	7.5	13	--
Sacks-Hughes	1.00	T-2	T-24
TFLs-Hughes	1.50	T-5	--
Fumbles Recovered-Daniels	0.5	T-1	T-19
Fumbles Recovered-D'Avanzo	0.5	T-1	T-4
Lee	0.5	T-1	T-4

That .250 mark is tied for the 15th best mark in the NCAA, and it ties with Temple among all schools that have allowed eight trips inside the red zone. Only Army has held more teams to field goals in the red zone than the Lobos so far in 2015.

12 Out of 13 Ain't Bad

Meatloaf sang "Two Out Of Three Ain't Bad" but when it comes to takeaways, 12 out of 13 ain't bad for the Lobos. UNM picked up a fumble on a punt by Zack Rogers and that fumble recovery gave the Lobos a takeaway in five straight games, and in 12 of their last 13 going back to last years Arizona State game.

The only game in the streak in which UNM didn't get a takeaway was against Boise State, a game which saw no turnovers. UNM did suffer two giveaways, but over that same 13-game stretch, UNM has had four games without suffering a turnover.

Amazing What Happens in Year Four

Back in 2012, Bob Davie entered his opening game against a SWAC team needing to use freshmen. A lot of freshman. Twenty-three took the field in fact, several of whom are still with the team in their fourth year.

Fast forward to 2015, and things are to Coach Davie's liking. As Davie entered his opening game against a SWAC team ... he didn't really need to use a bunch of freshmen. In fact, he didn't. The Lobos, after using 23 in the 2012 season opener, used just seven.

The freshmen seven in this game were Aaron Jenkins (the lone starter, at RT), Matt Quarells, Diqon Woodhouse, Patrick Reed, Tyrone Owens, Bijon Parker and Cody Baker. Baker was the only true freshmen used in the game

Chestnuts Roasting On An Open Fire

Daryl Chestnut will certainly have a nice story to tell his kids one day. Chestnut entered the game in the second half, and was looking to convert a 3rd-and-1 from the UNM 36 yard line. Convert he did...his first collegiate touch at UNM went for a 64-yard touchdown straight up the gut. That in itself makes a great story. On the next drive, the Lobos had a first and 10 at the Mississippi Valley State 37 yard line. Enter Chestnut. Enter the end zone. Amazingly, On Chestnut's next touch, he scored again, racing around the corner and blowing past everyone for a 37-yard touchdown.

After two career touches in the span of 3:19 on the clock, Chestnut had two carries for 101 yards and two touchdowns.

That Was a Heck of a Half

The Lobos don't score 38 points in a half every day, but that's exactly what they did in the opening half against Mississippi Valley State. The Lobos scored on their final six possessions of the half after going three-and-out to open the game. The 38 points ties for the 10th most in a single half in school history, and it tied for the seventh-most first half points. Of the 10 highest scoring halves since 1946, three have now come under Bob Davie (with 45 points against Southern in 2012 and 42 points against New Mexico State in 2013). Here are the top 10 scoring halves since 1946, which is far back as our records go for these sorts of things.

MOST POINTS IN A HALF (since 1946)

Pts.	Half	Opponent	Site	Year
49	1st	San Diego State	Albuquerque	10/18/2008
46	1st	Northern Arizona	Albuquerque	9/23/1950
45	1st	Southern	Albuquerque	9/1/2012
42	1st	New Mexico State	Albuquerque	10/5/2013
42	2nd	UTEP	Albuquerque	10/20/1973
42	2nd	U. of Mexico	Albuquerque	9/17/1960
41	1st	New Mexico State	Albuquerque	9/16/1972
41	1st	Texas State	Albuquerque	8/30/2003
40	2nd	New Mexico State	Albuquerque	9/8/1984
38	1st	Mississippi Valley State	Albuquerque	9/5/2015
38	1st	New Mexico State	Albuquerque	9/6/1997

And He Was Only Number Five By The Way

Due to redshirting and things like that, there are many cases of graduates playing football and working on a Master's degree. Almost always, those are players in their senior year, or they are graduate transfers, in the case of UNM's Travis Green, who graduated from

THE TURNOVER TABLE

2014	Takeaways	Pts.	Giveaways	Pts.
UTEP	0	0	3	7
ASU	1	7	3	21
at NMSU	2	0	1	7
FS	2	3	0	0
at UTSA	2	7	0	0
SDSU	4	0	1	0
at AFA	1	7	2	7
at UNLV	3	10	1	0
BSU	0	0	0	0
at USU	1	7	1	0
at CSU	2	7	4	20
WYO	1	7	2	0
Total	19	55	18	62

UNM Turnover Margin: +1

UNM TO Scoring Margin: -7 (UNM 9-19, Opp 9-18)

2015	Takeaways	Pts.	Giveaways	Pts.
MVSU	3	17	0	0
TULSA	1	0	2	10
at ASU				
at WYO				
NMSU				
at UNR				
HAW				
at SJSU				
USU				
at BSU				
CSU				
AFA				
Total	4	17	2	10

UNM Turnover Margin: +1.00

UNM TO Scoring Margin: +7 (UNM 3-4, Opp 2-2)

PRONUNCIATION GUIDE

Players

- 2 **Dameon** Gamblin..... DAY ME in
- 4 **Romell** Jordan.....rah MEL
- 6 **Jhurrell** Pressley..... ju RELL
- 7 **Teriyon** Gipson..... teh REE ON GIP son
- 8 **Cole Gautsche**..... GOW chee
- 9 **Q' Drennan**.....QUE
- 10 **Austin Apodoca**..... ah pa DAH CAH
- 16 **Jacob Girdle**..... GRR gill
- 17 **Jujuan** Lawson..... ja WAHN
- 23 **Tayo Adewon**.....TAY oh ADD ah WAHN
(Full name is **Oluwatayo Oluwadolapo** Adewon.....
.....oh LOU ah TAY oh oh LOY ah DOH la PO)
- 25 **David Anaya**..... ah NYE uh
- 27 **Bijon** Parker..... bee ZHAHN
- 28 **Diqoun** Woodhouse..... DIH QWAN
- 32 **Michael Arredondo**..... ah ra DON doh
- 47 **Austin Ocasio**..... oh cah SEE yo
- 51 **Eden Mahina**..... EE din mah HEE na
- 56 **Johnny Vizcaino**..... viz kai EE no
- 59 **Toye Adewon**..... TOY YEA ADD ah WAHN
- 86 **David Georges**..... JORE JIS
- 87 **Anu Somoye**..... ah NEW sa MOY yea
(full name is **Anuoluwapo** ah NEW ah LEW ah PO)
- 91 **Nic D'Avanzo**..... DEE ah VAAN zo
- 94 **Sam Gentry**.....jen TREE
- 98 **Kene Okonkwo**..... Kenny Oh CONK whoa

Coaches & Staff

- Bob DeBesse**..... dih BESS
- Kevin Cosgrove**..... CAHZ GROVE
- Scott Baumgartner**..... baum GART ner
- Mitchell Kleinschrodt**.....KLINE schrot
- Jason Lenzmeier**..... LENS MY er
- Frank Mercogliano**.....mer cog LEE AH no

LOBO CAPTAINS

For the 2015 season, the Lobos will once again have three captains. This year its senior tight end Reece White, junior line-backer Dakota Cox and sophomore quarterback Lamar Jordan. It's the second straight year that UNM has had a sophomore team captain, and UNM is one of nine FBS programs with a permanent sophomore captain (Colorado doesn't count for this as they rotate game captains). Here are the nine schools with a sophomore captain.

2015 Sophomore Captains (FBS)

- J.T. Barrett, QB, Ohio State
- Ja'Whaun Bentley, LB, Purdue
- Austin Corbett, OL, Nevada
- Zaire Franklin, LB, Syracuse
- Myles Garrett, DL, Texas A&M
- Lamar Jordan, QB, New Mexico
- Brad Kaaya, QB, Miami (Fla.)
- Matt Linehan, QB, Idaho
- DeAndre Scott, DB, Arizona State
- Colorado (leadership council, 2 sophomores, rotating game captains)

Kansas State and is now with UNM.

The harder trick is to graduate with two years of eligibility, but that's exactly what UNM offensive lineman Garrett Adcock has done. Adcock was named by NFL.com as the fifth-smartest football player in the FBS. He earned his degree in biology in three years, and despite his eventual goal of being a surgeon, Adcock was accepted into UNM's law school.

He is one of nine FBS players in 2015 that will be juniors in eligibility but holding a Bachelor's degree. Here is the complete list of those nine.

- Auburn-Alex Kozan, OL, Finance
- Auburn-Shon Coleman, OL, Public Administration
- New Mexico-Garrett Adcock, OL, Biology
- Old Dominion-Tyler Compton, OL, Mathematics
- Old Dominion-Colin McElroy, QB, Economics
- Pittsburgh-Nate Pterman, QB, Communications
- Purdue-J.J. Prince, OL, Economics
- Virginia-Connor Brewer, QB, Communications
- Virginia-Albert Reid, TB, Criminology/Criminal Justice

Adcock is the only one of those nine in law school. To make the story even better (and slightly more unbelievable), Adcock has spent part of his summers with his family in Africa building hospitals and schools.

DonTrell is Safe...Not Quite so Sure About the Others...

DonTrell Moore's record of 51 rushing touchdowns

in his career is safe for the season, unless something really amazing happens with Jhurrell Pressley. Pressley entered the season with 24 career rushing touchdowns and he picked up a 7-yard score in the first quarter on Saturday giving him 25. That puts him one TD behind his former teammate Kasey Carrier. It's worth noting that Teriyon Gipson, who is entering his junior year this season, has 15 rushing touchdowns in his career. Here is the top nine in rushing touchdowns in UNM history.

CAREER RUSHING TOUCHDOWNS

Tds	Player	Years
1.	51 DonTrell Moore	2002-04
2.	34 Rodney Ferguson	2004-08
3.	31 Stoney Case	1991-94
4.	29 Willie Turrall	1982-85
5.	27 Mike Williams	1975-78
6.	26 Kasey Carrier	2009-13
7.	25 Jhurrell Pressley	2012-pres.
8.	23 Fred Henry	1970-72
9.	21 Rocky Long	1969-71
---	15 Teriyon Gipson	2013-pres.

Still Perfect

One season after just handling kickoffs, Jason Sanders has gone a perfect 12-for-12 on extra points so far this season. He opened his career by going 9-for-9 against Mississippi Valley State on extra points. The nine extra points were tied for the second-most in a single game in UNM history, behind Eddie Beach, who went 10-for-10 on extra points in the very first game played inside University Stadium, against the University of Mexico in 1960. Sanders' nine extra points did set a record ... it was the most extra points ever made by a sophomore in the Mountain West.

Sanders has a shot at the single-best season in school history for extra points, as Justus Adams kicked a school record 49 in 2013. Last year Zack Rogers hit 43 extra points, which tied for the third-most in school history. The career record is 100, set by Colby Cason from 1995-97.

LAST YEAR VS. ARIZONA STATE

Score by Quarters	1	2	3	4	Total
Arizona State	22	10	13	13	58
New Mexico	7	14	0	2	23

Qtr Time Scoring play

- 1st 07:20 ASU - Lewis, Deantre 1 yd run (Gonzalez,Zane pass from Nelson, D.), 5-66 2:14
- 05:25 ASU - Kelly, Taylor 12 yd run (Gonzalez,Zane kick), 3-36 0:32
- 04:12 ASU - Ballage, Kalen 1 yd run (Gonzalez,Zane kick), 3-24 0:45
- 00:37 NM - PRESSLEY, Jhurrell 8 yd run (ROGERS, Zack kick), 8-75 3:35
- 2nd 09:26 ASU - Ballage, Kalen 3 yd run (Gonzalez,Zane kick), 10-82 2:52
- 07:09 NM - GIPSON, Teriyon 32 yd pass from JORDAN, Lamar (ROGERS, Zack kick), 4-72 2:12
- 04:49 NM - GONGBAY, Crusoe 5 yd run (ROGERS, Zack kick), 5-24 2:16
- 00:03 ASU - Gonzalez,Zane 29 yd field goal, 8-68 1:25
- 3rd 13:08 ASU - Strong, Jaelen 24 yd pass from Kelly, Taylor (Gonzalez,Zane kick block), 4-75 1:52
- 11:00 ASU - Smith, Cameron 1-11; GAMMAGE, Fred 1-6; BERCOVICI, Mike 1-5; Middlebrooks, K 2-3. New Mexico-GIPSON, Teriyon 15-73; PRESSLEY, Jhurrell 12-53; JORDAN, Lamar 12-32; GONGBAY, Crusoe 7-22; JONES, Ridge 1-21; ANAYA, David 5-19; MITCHEM, Clayton 5-minus 13.
- 4th 07:07 ASU - Foster, D.J. 1 yd run (Gonzalez,Zane kick block), 7-67 2:23
- 07:07 NM - BRANCH, Brandon PAT return
- 04:00 ASU - Richard, Demario 46 yd run (Gonzalez,Zane kick), 4-58 1:39

	ASU	NM
FIRST DOWNS	25	19
RUSHES-YARDS (NET)	48-423	57-207
PASSING YDS (NET)	198	130
Passes Att-Comp-Int	21-12-0	11-7-0
TOTAL OFFENSE PLAYS-YARDS	69-621	68-337
Fumble Returns-Yards	1-4	0-0
Punt Returns-Yards	4-9	0-0
Kickoff Returns-Yards	0-0	4-58
Interception Returns-Yards	0-0	0-0
Punts (Number-Avg)	3-32.0	7-38.9
Fumbles-Lost	3-1	4-3
Penalties-Yards	4-30	8-73
Possession Time	25:11	34:49
Third-Down Conversions	7 of 13	5 of 14
Fourth-Down Conversions	0 of 1	0 of 1
Red-Zone Scores-Chances	6-6	2-3
Sacks By: Number-Yards	1-9	1-1

RUSHING: Arizona State-Foster, D.J. 19-216; Kelly, Taylor 10-84; Richard, Demario 4-57; Ballage, Kalen 6-21; Lewis, Deantre 4-20; Smith, Cameron 1-11; Gammage, Fred 1-6; BercoVICI, Mike 1-5; Middlebrooks, K 2-3. New Mexico-GIPSON, Teriyon 15-73; PRESSLEY, Jhurrell 12-53; JORDAN, Lamar 12-32; GONGBAY, Crusoe 7-22; JONES, Ridge 1-21; ANAYA, David 5-19; MITCHEM, Clayton 5-minus 13.

PASSING: Arizona State-Kelly, Taylor 11-20-0-192; BercoVICI, Mike 1-1-0-6. New Mexico-JORDAN, Lamar 7-11-0-130; MITCHEM, Clayton 0-0-0-0.

RECEIVING: Arizona State-Smith, Cameron 4-77; Foster, D.J. 3-54; Strong, Jaelen 3-43; Richard, Demario 1-18; Lewis, Ronald 1-6. New Mexico-GIPSON, Teriyon 4-65; DUNCAN, Tyler 1-44; WHITE, Reece 1-13; GAMBLIN, Dameon 1-8.

INTERCEPTIONS: Arizona State-None. New Mexico-None.

FUMBLES: Arizona State-Kelly, Taylor 2-1; Foster, D.J. 1-0. New Mexico-JORDAN, Lamar 2-2; MITCHEM, Clayton 1-1; GIPSON, Teriyon 3-0.

Arizona State (2-0) vs. New Mexico (0-2)
Date: Sep 06, 2014 • Site: Albuquerque, N.M. • Stadium: University Stadium
Attendance: 25742

Kickoff time: 5:05 pm • End of Game: 8:46 pm • Total elapsed time: 3:41
Officials: Referee: Eddy Shelton; Umpire: Rico Orsati; Linesman: Marvel Judy;
Line Judge: Matt Stelleges; Back Judge: Robert Lewis; Field Judge: Richard Corona;
Side Judge: Fulton Carson; Alternate: Robert Wucelich;
Temperature: 80 • Wind: 12 ESE • Weather: Mostly Sunny

UNM VS. ASU STAT COMPARISON

UNM (2 gms)	Category.....	(ASU 2 gms)
43.5.....	Points Per Game For	26.0
20.0.....	Points Per Game Against.....	29.5
44.....	First Downs	47
99.....	Rushing Attempts	86
563.....	Rushing Yards	340
5.7.....	Average Per Rush.....	4.0
281.5.....	Average Per Game.....	170.0
10.....	Rushing TDs.....	3
23-40-1.....	Passing (Comp-Att-Int).....	48-76-1
57.5%.....	Completion Pct.....	63.2%
338.....	Passing Yards.....	482
169.0.....	Average Per Game.....	241.0
2.....	TD Passes.....	4
901.....	Total Offense	822
6.5.....	Avg. Per Play	5.1
450.5.....	Avg Per Game	411.0
4-1.....	Fumbles-Lost.....	8-3
+1.00.....	Turnover margin/game	-0.50
7-44.0.....	Punts-Net Avg.....	13-35.5
9/25 (36%).....	Third Down Conversion.....	12/33 (36%)
4/6 (67%).....	Fourth Down Conversion.....	1/4 (25%)
28:12.....	Average time of possession.....	28:38
8-64.....	Sacks-Yards	5-25

NATIONAL POLLS

**ASSOCIATED PRESS POLL
(9/15/2015)**

Pl.	Team (First-place votes)	Record	Pts.	Trend
1	Ohio State (59)	2-0	1523	—
2	Alabama	2-0	1423	—
3	TCU	2-0	1366	—
4	Michigan State (2)	2-0	1354	+1
5	Baylor	2-0	1240	-1
6	USC	2-0	1146	+2
7	Georgia	2-0	1031	+3
8	Notre Dame	2-0	1012	+1
9	Florida State	2-0	973	+2
10	UCLA	2-0	928	+3
11	Clemson	2-0	926	+1
12	Oregon	1-1	833	-5
13	LSU	1-0	787	+1
14	Georgia Tech	2-0	716	+1
15	Ole Miss	2-0	713	+2
16	Oklahoma	2-0	705	+3
17	Texas A&M	2-0	703	-1
18	Auburn	2-0	519	-12
19	BYU	2-0	349	—
20	Arizona	2-0	342	+2
21	Utah	2-0	290	+3
22	Missouri	2-0	264	-1
23	Northwestern	2-0	170	—
24	Wisconsin	1-1	158	—
25	Oklahoma State	2-0	48	—

Dropped from rankings: Arkansas 18, **Boise State 20**, Tennessee 23, Mississippi State 25

Others receiving votes: Temple 38, West Virginia 37, Mississippi State 32, Tennessee 30, Toledo 29, Kansas State 26, **Arizona State 20**, **Boise State 16**, Houston 16, NC State 14, Florida 12, Minnesota 9, Arkansas 6, California 5, Iowa 5, Miami (FL) 3, Stanford 3, Western Kentucky 2, Virginia Tech 2, Duke 1

**AMWAY/USA TODAY POLL
(9/15/2015)**

Pl.	Team (First-place votes)	Record	Pts.	Trend
1	Ohio State (62)	2-0	1574	—
2	Alabama (1)	2-0	1472	—
3	TCU	2-0	1430	—
4	Michigan State	2-0	1383	+2
5	Baylor	2-0	1324	-1
6	Florida State	2-0	1119	+2
7	USC	2-0	1116	+3
8	Georgia	2-0	1108	+1
9	Clemson	2-0	948	+3
10	Notre Dame	2-0	903	+1
11	Ole Miss	2-0	851	+3
12	UCLA	2-0	850	+1
13	Oregon	1-1	847	-8
14	LSU	1-0	806	+1
15	Auburn	2-0	784	-8
16	Georgia Tech	2-0	731	—
17	Oklahoma	2-0	664	—
18	Texas A&M	2-0	590	+1
19	Arizona	2-0	423	+1
20	Missouri	2-0	320	+1
21	Utah	2-0	279	+4
22	BYU	2-0	204	—
23	Wisconsin	1-1	202	+1
24	Northwestern	2-0	95	—
25	Oklahoma State	2-0	71	—

Dropped from rankings: Arkansas 18, **Boise State 22**, Tennessee 23

Others receiving votes: West Virginia 49, Tennessee 43, Kansas State 39, **Arizona State 36**, Mississippi State 35, Duke 32, Temple 24, Miami (FL) 16, **Boise State 14**, NC State 13, Memphis 13, Illinois 8, Kentucky 8, Minnesota 8, Florida 8, California 6, Toledo 6, Michigan 5, Iowa 5, Nebraska 3, Arkansas 3, Pittsburgh 2, Houston 2, South Carolina 1, Texas Tech 1, Western Kentucky 1

The Man of Steel Continues Moving up the Rushing Charts

Jhurrell Pressley started the season at No. 19 with 1,818 yards, needing just 272 yards to catapult himself into 10th place all-time. He picked up another 42 yards on Saturday, leaving him 16th on the career list. Pressley now has 1,907 yards and he is 93 yards away from becoming the 14th back in school history with 2,000 career yards. He has an outside shot of being one of six with 3,000 yards. Here is what is currently ahead of him on the list:

9.	2,131	Lennox Gordon	1995-98
10.	2,090	Jarrod Baxter	1998-01
11.	2,071	Rocky Long	1969-71
12.	2,030	Jimmy Sayers	1977-80
13.	2,001	Don Perkins	1957-59
14.	1,971	Dave Bookert	1967-69
15.	1,937	Bobby Santiago	1960-62
16.	1,907	Jhurrell Pressley	2012-pres.

The Man of Steel is a fitting nickname for Jhurrell. When Jhurrell's mom was in the hospital getting ready to give birth, she hadn't decided on a name. The old television series Superman came on (the George Reeves version) and the epiphany hit. Jor El is the name of Superman's father, and Kal El is the birth name of Superman. A few hours later, the world welcomed Jhurrell Kyle Pressley into the world, and he has been Super on the football field.

Welcome Back

Dakota Cox, who led the Lobos in tackles in each of the past two seasons, is back after tearing his ACL against Boise State on November 8, 2014.

He looked like his old self on Saturday against Tulsa, registering a team and season-high 12 tackles, including a half-tackle for a loss and a pass break up.

Last year Cox finished sixth nationally with 77 assisted tackles, and tied for 37th overall with 116 total tackles. His 12.9 tackles per game was just a shade better than Texas State's David Mayo, who averaged 12.83 per game. His 12.4 tackles in conference games ranked fifth nationally, and his 13.5 in non-conference games is was second nationally.

Cox has 230 tackles in his career. He is just 60 away from moving into the top 20 at UNM, as Dallas Bollema, Cox's former teammate, is sitting in 20th with 290 tackles. Below are the top 20 tackles for a career at UNM.

CAREER TACKLES

No.	Player	Years
1.	483 Johnny Jackson (LB)	1981-84
2.	474 Blake Irwin (LB)	1994-97
3.	454 Carmen Messina (LB)	2008-11
4.	442 Brian Urlacher (LB/FS)	1996-99
5.	406 Robin Cole (DE)	1973-76
6.	394 Dave Thompson (LB)	1974-76
7.	389 Jimmie Carter (DE)	1980-83
8.	371 Houston Ross (LB)	1969-71
9.	362 Mike Forrest (LB)	1976-79
10.	353 Charlie Baker (DE)	1976-79
11.	342 Daniel Johnson (LB)	1993-96
12.	335 Ray Hornfeck (S)	1981-84
13.	328 Herm Fredenburg (LB)	1969-71
14.	319 Randy Rich (S)	1972-75
15.	317 Nick Speegle (LB)	2001-04
16.	316 Scott McGarrahan (S)	1994-97
	316 Billy Austin (S)	1994-97
18.	302 John Bell (DT)	1987-90
19.	301 Robert Rumbaugh (DT)	1974-76
20.	290 Dallas Bollema (LB)	2010-13
--	230 Dakota Cox (LB)	2012-present

The 12 tackles raised his career average per game up to 10.00 per game. He is one of two active players that are averaging double-digit career tackles.

Pl.	Player, Team	Avg
1	Tyler Matakovich, Temple	10.11
2	Dakota Cox, New Mexico	10.00
3	Nick Vigil, Utah State	9.87
4	Christian Tago, San Jose St.	9.00
5	Scooby Wright III, Arizona	8.82

The Difference Between Winning & Losing

Last year, in UNM's four wins, the Lobos averaged +1.00 TOs a game (gaining eight but losing just four). However, in UNM's eight losses, the Lobos had 11 takeaways but 14 giveaways, which is -0.38 turnovers per game. Against the Mississippi Valley State Delta Devils, the Lobos were a plus-3, picking up two fumbles and one interception while suffering no turnovers of their own. In the loss to Tulsa, UNM was -1.

SPECIAL TEAMS TACKLES (2015)

Player	Total	KO	Punt
David Anaya	1	1	0
Donnie Duncan	1	1	0
Maurice Daniel	1	1	0
Daniel Henry	1	1	0
Diquon Woodhouse	1	1	0
Michael Walsh	1	1	0
Totals	6	6	0

STAT OF THE WEEK

3

The number of career multi-rushing touchdown games for Teriyon Gipson, who had two on Saturday. He has had one multi-TD game rushing the football in each of his three seasons.

CAREER STARTS

OFFENSE

QBs	'11	'12	'13	'14	'15	Total
13 L. Jordan	-	-	-	4	2	6
RBs	'11	'12	'13	'14	'15	Total
7 Gipson	-	-	3	9	0	12
6 Pressley	-	-	3	5	2	10
25 Anaya	-	2	0	3	0	5
4 R. Jordan	-	-	-	1	0	1
TEs	'11	'12	'13	'14	'15	Total
80 R. White	-	0	3	11	2	16
8 Gautsche	-	%4	%5	%6	0	15
48 Edling	-	-	0	3	0	3
88 Lehman	-	-	-	1	0	1
WRs	'11	'12	'13	'14	'15	Total
81 Bundy	-	1	12	0	1	14
24 Wiggins	-	0	6	1	2	9
2 Gamblin	-	-	4	1	2	6
5 Reed	-	-	-	1	1	1
11 R. Jones	-	-	0	1	0	1
OL	'11	'12	'13	'14	'15	Total
62 Adcock	-	8	-	10	1	19
75 Henderson	-	-	-	12	2	14
51 Mahina	-	-	-	12	2	14
55 Jenkins	-	-	-	0	2	2
79 Oldenkamp	-	0	0	0	2	2
66 Fonua	-	-	-	-	1	1

DEFENSE

DL	'11	'12	'13	'14	'15	Total
91 D'Avanzo	-	-	1	10	2	13
92 Udeh	-	-	0	6	2	8
95 Hughes	-	-	-	1	2	3
LBS	'11	'12	'13	'14	'15	Total
49 Cox	-	-	9	9	2	20
2 Carson	-	-	-	9	2	11
54 D. White	-	-	0	8	2	10
20 Langford	-	-	-	6	0	6
9 Winston	-	0	0	2	0	2
DBs	'11	'12	'13	'14	'15	Total
3 C. Jones	-	4	12	8	2	26
22 Byrd	-	-	-	8	1	9
12 Santos	-	-	1	1	2	4
4 Brown	-	-	0	3	1	4
14 Henry	0	0	0	0	2	2
5 Crosby	-	-	-	-	2	2
21 D. Duncan	*1	-	0	0	0	1

*started as wide receiver %started as a quarterback

LOBOS IN THE PROS

Byron Bell Tennessee Titans Offensive Tackle
Bell was an undrafted free agent and is his fifth season in the NFL and first with Tennessee after four with the Panthers. He has started 54 games in his NFL career, playing in 60 of 62 games.

Glover Quin Detroit Lions Safety
Quin is in his sixth season in the NFL, and second with Detroit. Glover was a 4th round draft choice, and the 112th overall pick by the Houston Texans in 2009. He has played in 95 out of a possible 96 games in his career with 449 total tackles, 3.0 sacks, four forced fumbled, four fumble recoveries, 15 interceptions and 68 passes defended.

SaQwan Edwards Oakland Raiders Cornerback
Edwards is in his first season with the Raiders after signing a free agent contact with Oakland. He made the original 53-man roster but was released and then immediately signed to the practice squad.

When I'm 74

The Lobos held Mississippi Valley State to just 74 yards, and it's the 10th time in school history that an opponent was held to less than 100 yards, but it was just the second time in the last 50 years, nine months, two week and two days (or 18,551).

TOTAL DEFENSE

Yds.	Opponent	Year
1. 5	UTEP	10/1/1955
2. 45	Northern Arizona	9/21/1946
3. 61	New Mexico State	10/9/1948
4. 70	UTEP	11/12/1983
5. 73	Hawai'i	11/20/1964
6. 74	Mississippi Valley State	9/5/2015
7. 86	Northern Arizona	9/23/1950
8. 87	Denver	11/8/1952
9. 90	Colorado State	9/24/1955
10. 98	UTEP	10/6/1962

Nothing Like Some Real Cynodon Dactylon

When the Lobos visit the Arizona State Sun Devils, they will be playing on a rather strange surface. The surface is from the kingdom of Plantae, of the phylum angiosperm, of the class commelinids, or the order of poales, of the family of poaceae, of the genus of cynodon, and it has a scientific species name of cynodon dactylon. Most folks know it as bermuda grass.

While all those words look a little foreign, the game surface will seem foreign for the Lobos. UNM has not played a football game on natural grass since November 2, 2013, when the Lobos lost 35-30 to San Diego State in San Diego at Qualcomm Stadium.

Going For Number Four

The University of New Mexico is the only team in the nation that has finished in the top five in rushing in each of the last three seasons while averaging at least 300 yards.

Taking Care of Business

Under Bob Davie the Lobos have gone 10-6 against FBS teams that did not have a winning record. In the previous three seasons New Mexico was 3-12 against such opponents.

33 Out of 39 > 0 Out of 24

In the 2010 and 2011 seasons, the Lobos had as many 100-yard rushers as the fan-base did ... zero. However, enter Bob Davie, Bob DeBesse and the pistol triple option and that two-year rushing skein is a long distant memory. The Lobos in the last four seasons over the span of 39 games have had 33 100-yard rushers.

The Lobos had 10 100-yard games in 2012, 11 in 2013 and 11 in 2014. The Lobos this season are one-for-one, having Daryl Chestnut hit the century mark, doing so on just six carries against Mississippi Valley State.

Wiggins Continues to Return Kicks Like...Well Like He Always Does

Carlos Wiggins dropped to sixth on the active list for career kickoff returns, but that's only because Rashaad Penny played in his 15th career game, making him eligible for the list. Here are the top six active kickoff returners in the FBS.

Active Kickoff Return Average

Pl	Player, Team	Avg.
1	Alex Ross, Oklahoma	29.5
2	Adoree' Jackson, Southern California	29.5
3	Rashaad Penny, San Diego State	28.8
4	Devon Edwards, Duke	28.6
5	Darius Phillips, Western Mich.	28.7
6	Carlos Wiggins, New Mexico	27.9

I Mean Our Older Fan Base Can Do Without the Cardiac Comebacks, But Still...

The Lobos were truly cardiac kids last year, as in all four of UNM's wins, they had to come from behind in the second half.

Opponent	Last Time Trailing	Final Go-Ahead Score	Time Left
at NMSU	trailed 35-31 with 4:41 in 4th	Reece White 5 pass from Lamar Jordan (Zack Rogers kick)	0:27 in 4th
at UTSA	trailed 9-7 with 9:20 in 3rd	Lamar Jordan 9 run (Zack Rogers kick)	1:57 in 3rd
at UNLV	trailed 28-24 with 8:48 in 4th	Teriyon Gipson 3 run (Zack Rogers kick)	1:22 in 4th
Wyoming	trailed 30-28 with 2:08 in 3rd	Carlos Wiggins 97 kickoff return (Jhurell Pressley run)	1:53 in 3rd

Verily a Rookie Shall Lead Them to the Promised Land...Twice

Leading fourth quarter comebacks isn't easy. Leading fourth quarter comebacks when needing a touchdown is harder. Leading fourth quarter comebacks when you twice are down in the fourth quarter and twice need touchdowns to take the lead is ridiculously hard. It so stands to reason that a freshman would do it for the Lobos...twice.

When the Lobos took over the ball at their own 35-yard line with 4:41 to go needing a touchdown to win against New Mexico State, the burden rested on the shoulders of preseason third-string quarterback Lamar Jordan, who entered the game after slight injuries to Cole Gautsche and Clayton Mitchem. Turns out those are some pretty big shoulders, despite the fact he had already led the Lobos into the lead with a touchdown earlier in the fourth quarter.

Jordan calmly led UNM down the field again, helping to convert a 2nd-and-16 situation (and eventually 3rd-and-7) into a first down.

RECORDS WATCH

CAREER RUSHING YARDS

	Yds.	Player	Years
1.	4,973	DonTrell Moore	2002-05
2.	3,862	Mike Williams	1975-78
3.	3,564	Rodney Ferguson	2004-08
4.	3,332	Winslow Oliver	1992-95
5.	3,233	Kasey Carrier	2009-13
6.	2,935	Fred Henry	1970-72
7.	2,520	Willie Turrall	1982-85
8.	2,364	Mike Carter	1978-82
9.	2,131	Lennox Gordon	1995-98
10.	2,090	Jarrold Baxter	1998-01
11.	2,071	Rocky Long	1969-71
12.	2,030	Jimmy Sayers	1977-80
13.	2,001	Don Perkins	1957-59
14.	1,971	Dave Bookert	1967-69
15.	1,937	Bobby Santiago	1960-62
16.	1,907	Jhurell Pressley	2012-pres.
17.	1,860	Cole Gautsche	2012-pres.
18.	1,840	Rich Diller	1971-73
19.	1,833	Holmon Wiggins	1998-01
20.	1,667	David Osborn	1979-82
21.	1,663	Michael Johnson	1980-83
22.	1,603	Crusoe Gongbay	2011-14
23.	1,531	Sam Scarber	1968-70
24.	1,471	Rudy Krall	1946-48
25.	1,466	Nate McCall	1970-71

LOBO WALK-ONS

Here are the Lobo Walk-ons by position that are on the active roster:

- QB (1) Derek Martinez, Albuquerque, N.M. (Cibola HS)
- RB (2) Wendell Carter, Winslow, Ariz. (Winslow HS)
Javohn Jones, Albuquerque, N.M. (La Cueva HS)
- WR (4) Marcus Lopez, Santa Rosa, N.M. (Santa Rosa HS)
Thomas Viera, Albuquerque, N.M. (La Cueva HS)
James McNeely, Albuquerque, N.M. (Valley HS)
Jacob Willcox, Grants, N.M. (Grants HS)
- TE (2) David Georges, Albuquerque, N.M. (Valley HS)
Aaron Overacker, Albuquerque, N.M. (La Cueva HS)
- OL (2) Jack Lamm, Albuquerque, N.M. (Sandia HS)
Luis Torres, Rio Rancho, N.M. (Rio Rancho HS)
- P (1) Sam Gentry, Albuquerque, N.M. (Eldorado HS)
- DB (4) Tayo Adewon, Frisco, Texas (Trinity Valley CC/Liberty HS)
Jake Rothschilder, Westlake Village, Calif. (Westlake HS)
Kenneth Maxwell, Center Hill, Fla. (Prairie View A&M/South Sumter HS)
Derek Salas, Silver City, N.M. (Silver HS)
- LB (4) Kenya Donaldson, Collierville, Tenn. (Collierville HS)
Geoff Smelser, Las Cruces, N.M. (Oñate HS)
Elliot Hersman, Los Alamos, N.M. (Los Alamos HS)
Micah McVane, Westlake Valley, Calif. (Westlake HS)
- DL (1) Christopher Smalls, Barstow, Calif. (Oklahoma Panhandle St./Barstow HS)

Getting UNM to the New Mexico State 5-yard line, Jordan faked a hand-off, faked a run and hit Reece White with a perfectly executed touch pass for the win.

Jordan did it again a few weeks later, leading a 15-play, 66-yard drive with a fourth-down conversion in the mix, as Teriyon Gipson put UNM in front with a 3-yard touchdown with 1:22 left against UNLV in a game UNM trailed 21-17 and 28-24 in the fourth quarter.

The question is how often has that happened once, let alone twice? The answer...not a lot.

While in the last few years the Lobos have been able to drive for a winning score while tied, and even a winning field goal while trailing, the last time New Mexico got a fourth quarter drive needing a touchdown to win was back in 2007. In that game, sophomore Donovan Porterie started a drive at the UNM 35-yard line with 1:46 to go, and led UNM on an eight-play drive. That culminated in a 6-yard touchdown run by Rodney Ferguson with just 15 seconds left, that turned a 17-13 deficit into a 20-17 Lobo win. The last time a freshman quarterback led any winning fourth quarter drive that started with the Lobos trailing was also by Porterie, when he led a 10-play, 63-yard drive that ended in a 33-yard Kenny Byrd field goal that gave UNM a 20-19 win.

Future Schedules Feature Some Big Names

On August 13, The University of New Mexico announced that the Lobos would face off with the Notre Dame Fightin' Irish in South Bend in 2019. That game is the latest to be added to the future schedules, which have at least one big-name opponent in each year for the next few seasons. Here are UNM's future schedules.

2016

- Sept. 3 Sam Houston State
 - Sept. 10 @New Mexico State
 - Sept. 17 @Rutgers
 - Oct. 22 Louisiana-Monroe
- MW Home: Boise State, Nevada, San Jose State, Wyoming
MW Away: Air Force, Colorado State, Hawai'i, Utah State

2017

- Sept. 2 Abilene Christian
- Sept. 9 New Mexico State
- Sept. 23 @Tulsa
- Nov. 11 @Texas A&M

2018

- Sept. 1 Incarnate Word
 - Sept. 8 @Wisconsin
 - Sept. 15 @New Mexico State
- (one more to schedule)

2019

- Sept. 7 @Louisiana-Monroe
 - Sept. 14 @Notre Dame
 - Sept. 21 New Mexico State
- (one more to schedule)

2020

- Sept. 19 @ USC
- (@New Mexico State, two more to schedule)

The New Mexico Man

For the fourth straight year Lobo coach Bob Davie will continue to designate a walk-on player as the "New Mexico Man" each week during the season. The designated player will lead the team onto the field with the New Mexico state flag before home games as well as in Las Cruces at the Rio Grande Rivalry game between the Lobos and New Mexico State. The player runs with the flag across the field to the north end zone, where he waves it for the home crowd.

Coach Davie and his staff will select the weekly player, based on dedication, work ethic, team spirit and unselfishness that exemplifies Lobo football and the state of New Mexico. "Walk-ons are critical to our success here at UNM," Davie said at the implementation of the program. "I have tremendous respect for all of them and want to have a way to recognize their importance and contributions to the program."

The following is the complete list of New Mexico Men for the program since its inception in 2012.

2012 New Mexico Men

Sept. 1	Jerich Magnant (Rio Rancho)	Southern
Sept. 22 & 29	David Anaya (Roswell)	at New Mexico State & Boise State
Oct. 6	Reece White (Rio Rancho)	Texas State
Oct. 27	Tim Foley (Rio Rancho)	Fresno State
Nov. 10	Greg Rivara (Albuquerque)	Wyoming
Nov. 17	Matt Rayermer (Albuquerque)	Nevada

STAT OF THE WEEK

10

The number of rushing yards, on two carries, for punter Zack Rogers, who rushed for two first downs on Saturday.

The two rushes (one for eight yards and one for two) were the first two rushes of the redshirt seniors career.

100-YARD RUSHING GAMES UNDER DAVIE

By Date

Pl.	Total	Player	Opponent	Date
1.	103	Demarcus Rogers	Southern	9/1/2012
2.	129	Kasey Carrier	at New Mexico State	9/22/2012
3.	191	Kasey Carrier	Texas State	10/6/2012
4.	161	Kasey Carrier	at Hawai'i	10/13/2012
5.	104	Cole Gautsche	at Hawai'i	10/13/2012
6.	338	Kasey Carrier	at Air Force	10/20/2012
7.	136	Kasey Carrier	Fresno State	10/27/2012
8.	149	Cole Gautsche	at Wyoming	11/10/2012
9.	109	Kasey Carrier	at Wyoming	11/10/2012
10.	145	Kasey Carrier	Nevada	11/17/2012
11.	118	Cole Gautsche	UTSA	8/31/2013
12.	291	Kasey Carrier	at UTEP	9/7/2013
13.	191	Kasey Carrier	UNLV	9/28/2013
14.	119	Carlos Wiggins	UNLV	9/28/2013
15.	108	Cole Gautsche	UNLV	9/28/2013
16.	127	Cole Gautsche	New Mexico State	10/5/2013
17.	126	Kasey Carrier	New Mexico State	10/5/2013
18.	113	Cole Gautsche	at Wyoming	10/12/2013
19.	104	Kasey Carrier	at Wyoming	10/12/2013
20.	179	Kasey Carrier	Air Force	11/8/2013
21.	140	Cole Gautsche	Air Force	11/8/2013
22.	184	Cole Gautsche	UTEP	8/30/2014
23.	139	Crusoe Gongbay	at New Mexico State	9/20/2014
24.	163	Crusoe Gongbay	Fresno State	9/26/2014
25.	106	Lamar Jordan	at UTSA	10/4/2014
26.	102	Jhurell Pressley	at UTSA	10/4/2014
27.	148	Jhurell Pressley	at Air Force	10/18/2014
28.	138	Jhurell Pressley	at UNLV	11/1/2014
29.	154	Jhurell Pressley	vs. Boise State	11/8/2014
30.	205	Teriyon Gipson	vs. Boise State	11/8/2014
31.	109	Jhurell Pressley	at Colorado State	11/22/2014
32.	101	Jhurell Pressley	Wyoming	11/29/2014
33.	108	Daryl Chestnut	Mississippi Valley St.	9/5/2015

By Yardage

Pl.	Total	Player	Opponent	Date
1.	338	Kasey Carrier	at Air Force	10/20/2012
2.	291	Kasey Carrier	at UTEP	9/7/2013
3.	205	Teriyon Gipson	vs. Boise State	11/8/2014
4.	191	Kasey Carrier	UNLV	9/28/2013
	191	Kasey Carrier	Texas State	10/6/2012
6.	184	Cole Gautsche	UTEP	8/30/2014
7.	179	Kasey Carrier	Air Force	11/8/2013
8.	163	Crusoe Gongbay	Fresno State	9/26/2014
9.	161	Kasey Carrier	at Hawai'i	10/13/2012
10.	154	Jhurell Pressley	vs. Boise State	11/8/2014
11.	149	Cole Gautsche	at Wyoming	11/10/2012
12.	148	Jhurell Pressley	at Air Force	10/18/2014
13.	145	Kasey Carrier	Nevada	11/17/2012
14.	140	Cole Gautsche	Air Force	11/8/2013
15.	139	Crusoe Gongbay	at New Mexico State	9/20/2014
16.	138	Jhurell Pressley	at UNLV	11/1/2014
17.	136	Kasey Carrier	Fresno State	10/27/2012
18.	129	Kasey Carrier	at New Mexico State	9/22/2012
19.	127	Cole Gautsche	New Mexico State	10/5/2013
20.	126	Kasey Carrier	New Mexico State	10/5/2013
21.	119	Carlos Wiggins	UNLV	9/28/2013
22.	118	Cole Gautsche	UTSA	8/31/2013
23.	113	Cole Gautsche	at Wyoming	10/12/2013
24.	109	Kasey Carrier	at Wyoming	11/10/2012
	109	Jhurell Pressley	at Colorado State	11/22/2014
26.	108	Daryl Chestnut	Mississippi Valley St.	9/5/2015
	108	Cole Gautsche	UNLV	9/28/2013
28.	106	Lamar Jordan	at UTSA	10/4/2014
29.	104	Cole Gautsche	at Hawai'i	10/13/2012
	104	Kasey Carrier	at Wyoming	10/12/2013
31.	103	Demarcus Rogers	Southern	9/1/2012
32.	102	Jhurell Pressley	at UTSA	10/4/2014
33.	101	Jhurell Pressley	Wyoming	11/29/2014

2013 New Mexico Men

Aug. 31	Reece White (Rio Rancho)	UTSA
Sept. 28	Randy Williams (Albuquerque)	UNLV
Oct. 5	David Anaya (Roswell)	New Mexico State
Oct. 19	Steven Romero (Albuquerque)	Utah State
Nov. 8	Tim Foley (Rio Rancho)	Air Force
Nov. 16	Jack Lamm (Albuquerque)	Colorado State

2014 New Mexico Men

Aug. 30	Greg Wortman (Los Lunas)	UTEP
Sept. 6	Randy Williams (Albuquerque)	Arizona State
Sept. 20	David Anaya (Roswell)	at New Mexico State
Sept. 26	Geoff Smelser (Las Cruces)	Fresno State
Oct. 10	Zack Rogers (Rio Rancho)	San Diego State
Nov. 8	John Russo (Albuquerque)	Boise State
Nov. 29	Marcus Lopez (Santa Rosa)	Wyoming

2015 New Mexico Men

Sept. 5	David Georges (Albuquerque)	Mississippi Valley State
Sept. 12	Sam Gentry (Albuquerque)	Tulsa
Oct. 3		New Mexico State
Oct. 17		Hawai'i
Nov. 7		Utah State
Nov. 21		Colorado State
Nov. 28		Air Force

Of the 12 different players who have been honored as a weekly New Mexico Man, seven (Jeric Magnant, David Anaya, Reece White, Steven Romero, Zack Rogers, Randy Williams and John Russo) have eventually been awarded scholarships by head coach Bob Davie.

On This Date

The game on September 18 will be just the eighth for the Lobos on that particular date. UNM is 5-3 all-time on September 18, including 3-1 on the road. UNM has lost the last two on September 18, and three of the last four. Here are the list of games played by UNM on September 12.




Date	Opponent	Result	Site
9/18/2010	#14 Utah	L 14-56	Albuquerque, N.M.
9/18/2004	Oregon State	L 7-17	Corvallis, Ore.
9/18/1999	Northern Arizona	W 45-14	Albuquerque, N.M.
9/18/1993	Fresno State	L 24-41	Albuquerque, N.M.
9/18/1982	UNLV	W 49-21	Albuquerque, N.M.
9/18/1976	UTEP	W 25-7	El Paso, Texas
9/18/1971	Texas Tech	W 13-10	Lubbock, Texas
9/18/1954	BYU	W 24-12	Provo, Utah

Plenty of things have happened on September 18 in history. The final episode in the 72-year run of The Guiding Light was broadcast (2009), Ted Turner donated \$1 billion to the United Nations (1997), Liechtenstein joined the United Nations (1990), Voyager I takes the first photo of the Earth and the Moon in one photo (1977), the NAFC and the CCCF merge into CONCACAF where the United States men's national soccer team plays (1961), Margaret Chase Smith becomes the first woman elected into the U.S. Senate (1948), CBS goes on the air (1927), and Fritz Pollard becomes the first African-American to play professional football, for the Akron Pros (1919).

Famous people born on September 18 include actor Patrick Schwarzenegger (1993), basketball player Serge Ibaka (1989), singer Jennifer Tisdale (1981), soccer player Ronaldo (1976), actor/comedian Jason Sudekis (SNL-1975), rapper Xhibit (1974), actor James Mardsen (27 Dresses-1973), actress Jada Pinkett-Smith (A Different World-1972), Aisha Tyler (Archer-1970), singer Ricky Bell (New Edition & Bell Biv DeVoe-1967), actress Holly Robinson Peete (Head of the Class-1964), baseball player Ryne Sandberg (Chicago Cubs-1959), basketball coach Rick Pitino (1952), Republic Presidential candidate Dr. Ben Carson (1951), singer Dee Dee Ramone (1951), Kansas lead singer Kerry Livgren (1949), singer Frankie Avalon (1940), police officer J.D. Tippett (killed by Lee Harvey Oswald-1924) and Greta Garbo (1905).

Sadly, on this day the world lost boxer Ken Norton (2013), NFL Films producer Steve Sabol (2012), football player/sprinter Bob Hayes (2002), Jimi Hendrix (1970) and King Louis VII of France (1180).

SEPT. 5 VS. MUSU

Helmet Shell Logo Stripe	
Jersey Color Font	
Pants	

SEPT. 12 VS. TULSA

Helmet Shell Logo Stripe	
Jersey Color Font	
Pants	

SEPT. 18 AT ARIZONA ST.

Helmet Shell Logo Stripe	
Jersey Color Font	
Pants	

SEPT. 26 AT WYOMING

Helmet Shell Logo Stripe	
Jersey Color Font	
Pants	

OCT. 3 VS. NEW MEXICO ST.

Helmet Shell Logo Stripe	
Jersey Color Font	
Pants	

OCT. 10 AT NEVADA

Helmet Shell Logo Stripe	
Jersey Color Font	
Pants	

OCT. 17 VS. HAWAI'I

Helmet Shell Logo Stripe	
Jersey Color Font	
Pants	

OCT. 24 AT SAN JOSE ST.

Helmet Shell Logo Stripe	
Jersey Color Font	
Pants	

NOV. 7 VS. UTAH STATE

Helmet Shell Logo Stripe	
Jersey Color Font	
Pants	

NOV. 14 AT BOISE STATE

Helmet Shell Logo Stripe	
Jersey Color Font	
Pants	

NOV. 21 VS. COLORADO ST.

Helmet Shell Logo Stripe	
Jersey Color Font	
Pants	

NOV. 28 VS. AIR FORCE

Helmet Shell Logo Stripe	
Jersey Color Font	
Pants	

MISSISSIPPI VALLEY ST (0-2, 0-1 SWAC)

Sep 5	at New Mexico	L 0-66
Sep 10	vs. Southern U	L 13-50
Sep 19	at Alcorn State	3:00 PM ET
Sep 26	vs. Alabama State	7:00 PM ET
Oct 3	at Jacksonville St	2:00 PM ET
Oct 10	at Prairie View	3:00 PM ET
Oct 17	vs. Texas Southern	3:00 PM ET
Oct 24	at Grambling St	3:00 PM ET
Oct 31	vs. Jackson State	3:00 PM ET
Nov 7	at Alabama A&M	2:00 PM ET
Nov 14	Open	
Nov 21	vs. Ark-Pine Bluff	2:00 PM ET

TULSA (2-0, 0-0 AAC)

Sep 5	vs. Fla Atlantic	W 47-44 (OT)
Sep 12	at New Mexico	W 40-21
Sep 19	at Oklahoma	12:00 PM
Sep 26	Open	
Oct 3	vs. Houston	TBA
Oct 10	vs. ULM	TBA
Oct 17	at East Carolina	TBA
Oct 23	vs. Memphis	8:00 PM
Oct 31	at SMU	TBA
Nov 7	vs. UCF	TBA
Nov 14	at Cincinnati	TBA
Nov 21	vs. Navy	TBA
Nov 27	at Tulane	TBA

ARIZONA STATE (1-1, 0-0 PAC-12)

Sep 5	at Texas A&M	L 17-38
Sep 12	vs. Cal Poly	W 35-21
Sep 18	vs. New Mexico	10:00 PM
Sep 26	vs. USC	TBA
Oct 3	at UCLA	TBA
Oct 10	vs. Colorado	TBA
Oct 17	at Utah	TBA
Oct 24	Open	
Oct 29	vs. Oregon	10:30 PM
Nov 7	at Washington St	TBA
Nov 14	vs. Washington	TBA
Nov 21	vs. Arizona	TBA
Nov 28	at California	TBA

WYOMING (0-2, 0-0 MW)

Sep 5	vs. North Dakota	L 13-24
Sep 12	vs. Eastern Mich	L 29-48
Sep 19	at Washington St	8:30 PM
Sep 26	vs. New Mexico	3:00 PM
Oct 3	at Appalachian St	TBA
Oct 10	at Air Force	TBA
Oct 17	vs. Nevada	TBA
Oct 24	at Boise State	TBA
Oct 30	at Utah State	10:15 PM
Nov 7	vs. Colorado State	TBA
Nov 14	at San Diego St	10:30 PM
Nov 21	Open	
Nov 28	vs. UNLV	2:00 PM

NEW MEXICO STATE (0-2, 0-1 SUN BELT)

Sep 5	at Florida	L 13-61
Sep 12	vs. Georgia State	L 32-34
Sep 19	vs. Texas-El Paso	8:00 PM
Sep 26	Open	
Oct 3	at New Mexico	8:00 PM
Oct 10	at Ole Miss	TBA
Oct 17	at Ga Southern	TBA
Oct 24	vs. Troy	TBA
Oct 31	vs. Idaho	TBA
Nov 7	at Texas State	TBA
Nov 14	Open	
Nov 21	at Louisiana	TBA
Nov 28	vs. Arkansas State	TBA
Dec 5	at ULM	TBA

NEVADA (1-1, 0-0 MW)

Sep 3	vs. UC Davis	W 31-17
Sep 12	vs. #22 Arizona	L 20-44
Sep 19	at Texas A&M	12:00 PM
Sep 26	at Buffalo	TBA
Oct 3	vs. UNLV	7:00 PM
Oct 10	vs. New Mexico	7:00 PM
Oct 17	at Wyoming	TBA
Oct 24	vs. Hawaii	4:00 PM
Oct 31	Open	
Nov 5	at Fresno State	10:30 PM
Nov 14	vs. San Jose St	4:00 PM
Nov 21	at Utah State	TBA
Nov 28	at San Diego St	TBA

HAWAII (1-1, 0-0 MW)

Sep 3	vs. Colorado	W 28-20
Sep 12	at #1 Ohio State	L 0-38
Sep 19	vs. UC Davis	TBA
Sep 26	at Wisconsin	8:00 PM
Oct 3	at Boise State	TBA
Oct 10	vs. San Diego St	8:00 PM
Oct 17	at New Mexico	7:00 PM
Oct 24	at Nevada	4:00 PM
Oct 31	vs. Air Force	9:30 PM
Nov 7	at UNLV	TBA
Nov 14	vs. Fresno State	11:00 PM
Nov 21	vs. San Jose St	TBA
Nov 28	vs. ULM	TBA

SAN JOSE STATE (1-1, 0-1 MW)

Sep 3	vs. New Hampshire	W 43-13
Sep 12	at Air Force	L 16-37
Sep 19	at Oregon State	8:00 PM
Sep 26	vs. Fresno State	10:30 PM
Oct 3	at Auburn	TBA
Oct 10	at UNLV	TBA
Oct 17	vs. San Diego St	TBA
Oct 24	vs. New Mexico	7:00 PM
Oct 31	Open	
Nov 6	vs. BYU	11:30 PM
Nov 14	at Nevada	4:00 PM
Nov 21	at Hawaii	TBA
Nov 27	vs. Boise State	3:30 PM

UTAH STATE (1-1, 0-0 MW)

Sep 3	vs. Southern Utah	W 12-9
Sep 11	at #24 Utah	L 24-24
Sep 19	at Washington	5:00 PM
Sep 26	Open	
Oct 3	vs. Colorado State	TBA
Oct 10	at Fresno State	10:30 PM
Oct 16	vs. Boise State	9:00 PM
Oct 23	at San Diego St	10:30 PM
Oct 30	vs. Wyoming	10:15 PM
Nov 7	at New Mexico	3:30 PM
Nov 14	at Air Force	TBA
Nov 21	vs. Nevada	TBA
Nov 28	vs. BYU	3:30 PM

BOISE STATE (1-1, 0-0 MW)

Sep 4	vs. Washington	W 16-13
Sep 12	at BYU	L 24-35
Sep 18	vs. Idaho State	9:00 PM
Sep 25	at Virginia	8:00 PM
Oct 3	vs. Hawaii	TBA
Oct 10	at Colorado State	7:00 PM
Oct 16	at Utah State	9:00 PM
Oct 24	vs. Wyoming	TBA
Oct 31	at UNLV	TBA
Nov 7	Open	
Nov 14	vs. New Mexico	TBA
Nov 20	vs. Air Force	9:30 PM
Nov 27	at San Jose St	3:30 PM

COLORADO STATE (1-1, 0-0 MW)

Sep 5	vs. Savannah State	W 65-13
Sep 12	vs. Minnesota	L 20-23 (OT)
Sep 19	vs. Colorado	7:00 PM
Sep 26	at TX-San Antonio	7:00 PM
Oct 3	at Utah State	TBA
Oct 10	vs. Boise State	7:00 PM
Oct 17	vs. Air Force	3:30 PM
Oct 24	Open	
Oct 31	vs. San Diego St	3:30 PM
Nov 7	at Wyoming	TBA
Nov 14	vs. UNLV	7:00 PM
Nov 21	at New Mexico	5:30 PM
Nov 28	at Fresno State	9:00 PM

AIR FORCE (2-0, 1-0 MW)

Sep 5	vs. Morgan State	W 63-7
Sep 12	vs. San Jose St	W 37-16
Sep 19	at Michigan State	12:00 PM
Sep 26	Open	
Oct 3	at Navy	3:30 PM
Oct 10	vs. Wyoming	TBA
Oct 17	at Colorado State	3:30 PM
Oct 24	vs. Fresno State	TBA
Oct 31	at Hawaii	9:30 PM
Nov 7	vs. Army West Point	TBA
Nov 14	vs. Utah State	TBA
Nov 20	at Boise State	9:30 PM
Nov 28	at New Mexico	TBA

THE DAVIE FILE

Born: Sept. 30, 1954
Birthplace: Sewickley, Pa.
Alma Mater: Youngstown State, 1977
Playing Experience: Youngstown State, 1975-76
Family: Wife, Joanne; daughter Audra, son, Clay

Bowl Games Coached:

- (corresponding to the season, not the actual year of the bowl game)
 2000 Fiesta Bowl
 1998 Gator Bowl
 1997 Independence Bowl
 1995 Orange Bowl
 1994 Fiesta Bowl
 1993 Cotton Bowl
 1992 Cotton Bowl
 1991 Cotton Bowl
 1990 Holiday Bowl
 1989 Sun Bowl
 1987 Cotton Bowl
 1986 Cotton Bowl
 1985 Cotton Bowl
 1982 Cotton Bowl
 1981 Sugar Bowl
 1980 Gator Bowl
 1979 Fiesta Bowl
 1977 Gator Bowl


Head Coaching Experience

Year	School	Record	Bowl
2015	New Mexico	1-1	
2014	New Mexico	4-8	-
2013	New Mexico	3-9	-
2012	New Mexico	4-9	-
2001	Notre Dame	5-6	-
2000	Notre Dame	9-3	Fiesta Bowl
1999	Notre Dame	5-7	-
1998	Notre Dame	9-3	Gator Bowl
1997	Notre Dame	7-6	Independence Bowl

Career record: 47-52

Assistant Coaching Experience

Year	School	Position
1996	Notre Dame	Defensive Coordinator
1995	Notre Dame	Defensive Coordinator
1994	Notre Dame	Defensive Coordinator
1993	Texas A&M	Defensive Coordinator
1992	Texas A&M	Defensive Coordinator
1991	Texas A&M	Defensive Coordinator
1990	Texas A&M	Defensive Coordinator
1989	Texas A&M	Defensive Coordinator
1988	Texas A&M	Outside Linebackers
1987	Texas A&M	Outside Linebackers
1986	Texas A&M	Outside Linebackers
1985	Texas A&M	Outside Linebackers
1984	Tulane	DC./Asst. Head Coach
1983	Tulane	DC./Asst. Head Coach
1982	Pittsburgh	Linebackers
1981	Pittsburgh	Linebackers
1980	Pittsburgh	Linebackers
1979	Arizona	Linebackers
1978	Arizona	Linebackers
1977	Pittsburgh	Graduate Assistant



With the foundation now starting to take shape, Bob Davie enters his fourth season as coach at New Mexico. Davie's 11 wins in three seasons nearly quadruples the program's total from the three seasons prior to his arrival, but it's how he has been able to do it that is what has Lobo fans excited for the upcoming seasons. Davie has completely flipped the roster, with over 90% of the players on the 2014 roster recruited by his staff, and all but five for the 2015. New Mexico's three fifth-year seniors were the fewest of any non-service academy in the nation, and 2015 will be more of the same with just two fifth-year seniors on the roster. Davie has also done it with a New Mexico flavor, getting major contributions from local and state players, including 2014's leading receiver Jeric Magnant, 2014's second-leading scorer Zack Rogers, and starters such as quarterback Cole Gautsche and running back David Anaya. And the success and improvement isn't just on the field ... it's off it. In three seasons under Davie, the Lobos have picked up 50 Mountain West All-Academic selections, including a program record 20 in 2014, and 16 in 2013, the second-best total for football in school history. UNM also had five Mountain West Scholar-Athletes in 2013, the second-best total among the MW's 12 football programs. Over the course of 2012-13 and 2013-14, the football team posted the highest back to back football team GPAs in school history. The 2014 Lobos also featured three players on the Capital One/CoSIDA All-District team in Reece White, Garrett Adcock and Dakota Cox. The three players were exactly half of the honorees in the Mountain West as the rest of the league had three players combined. The 2014 season was another huge stepping stone for the program, one that saw the Lobos improve their win total from a season ago, and one that saw the Lobos competitive in

basically every game, no matter the stature of their opponent. New Mexico went 4-8 in 2014, a one-game improvement from 2013, but the improvement was certainly bigger than the win column. The Lobos shaved a full touchdown off of their points allowed, and 14.5 points off their defensive average against unranked opponents from a year ago. The 2014 Lobos again represented the Davie way of doing things, rushing the ball consistently. After Air Force's led the Mountain West in rushing for every year of the league's existence from 1999 (14 in all), UNM repeated as conference rushing champion in 2014. The Lobos' 301.4-yard average per game ranked fourth nationally, and UNM is the only team in the last three years to average 300 yards per game on the ground and finish in the top five nationally. The Lobos were in the top five nationally in runs of 10, 20, 30, 40, 50 and 60 yards as well. The Lobos also saw some success through the air, with seven touchdowns on the season and an average of 89.1 yards per game. Once again, UNM's special teams lived up to billing, with UNM leading the Mountain West in average return with a 22.4-yard average. UNM was the only school to return a kickoff for a touchdown, and it accomplished that twice, with two different returners. The kickoff return for a touchdown has become a hallmark of the Bob Davie era, as UNM now has seven kickoff returns for touchdowns in his three years as the head coach.

UNDER DAVIE...

NEW MEXICO RECORD WHEN	2012	2013	2014	2015	OVERALL
Lobos lead after 1st quarter	4-3	3-2	3-2	1-1	11-8
Lobos trail after 1st quarter	0-5	0-7	0-4	0-0	0-16
Score tied after 1st quarter	0-1	0-0	1-2	0-0	1-3
Lobos lead after halftime	4-1	2-1	3-2	1-0	10-4
Lobos trail after halftime	0-8	0-7	1-5	0-1	1-21
Score tied after halftime	0-0	1-1	0-1	0-0	1-2
Lobos lead after 3rd quarter	4-0	2-0	2-1	1-0	9-1
Lobos trail after 3rd quarter	0-9	1-8	2-7	0-1	3-25
Score tied after 3rd quarter	0-0	0-1	0-0	0-0	0-1
SCHEDULE BREAKDOWN	2012	2013	2014	2015	OVERALL
Overall	4-9	3-9	4-8	1-1	12-27
August	0-0	0-1	0-1	0-0	0-2
September	2-3	2-2	1-2	1-1	6-8
October	2-2	0-2	1-2	0-0	3-6
November	0-4	1-4	2-3	0-0	3-11
CONFERENCE GAMES	2012	2013	2014	2015	OVERALL
Home	0-4	1-3	1-3	0-0	2-10
Road	1-3	0-4	1-3	0-0	2-10
NON-CONFERENCE GAMES	2012	2013	2014	2015	OVERALL
Home	2-0	1-1	0-2	1-1	4-4
Road	1-2	1-1	2-0	0-0	4-3
MISCELLANEOUS	2012	2013	2014	2015	OVERALL
Games Decided by a TD or less (8 pts)	0-5	2-3	3-3	0-0	5-11
Games Decided by a FG or less (3 pts)	0-1	0-0	2-0	0-0	2-1
Games Played on Grass	1-0	0-1	0-0	0-0	1-1
Games Played on Turf	3-9	3-8	4-8	0-2	10-27
Day Games (start before 6 pm)	2-7	1-6	3-5	0-0	6-18
Night Games (start 6 pm or later)	2-2	2-4	1-3	1-1	6-11
vs. Ranked	0-2	0-0	0-2	0-0	0-4
Overtime	0-0	1-0	0-0	0-0	1-0

New Mexico Inside Opponent Red-Zone

Date	Opponent	Score	Times	Times	Total	Rush		Pass	FGs	Failed to score inside RZ					
			In RZ	Scored	Pts	TDs	TDs	TDs	Made	FGA	Down	Int	Fumb	Half	Game
Sep 05, 2015	MISS. VALLEY STATE	W 66-0	7	6	38	5	5	0	1	0	1	0	0	0	0
Sep 12, 2015	TULSA	L 21-40	2	2	14	2	2	0	0	0	0	0	0	0	0
Sep 18, 2015	at Arizona State														
Sep 26, 2015	at Wyoming														
Oct 03, 2015	NEW MEXICO STATE														
Oct 10, 2015	at Nevada														
Oct 17, 2015	HAWAII														
Oct 24, 2015	at San Jose State														
Nov 07, 2015	UTAH STATE														
Nov 14, 2015	at Boise State														
Nov 21, 2015	COLORADO STATE														
Nov 28, 2015	AIR FORCE														
Totals			9	8	52	7	7	0	1	0	1	0	0	0	0
8 of 9 (88.9%)															

Opponents Inside New Mexico Red-Zone

Date	Opponent	Score	Times	Times	Total	Rush		Pass	FGs	Failed to score inside RZ					
			In RZ	Scored	Pts	TDs	TDs	TDs	Made	FGA	Down	Int	Fumb	Half	Game
Sep 05, 2015	MISS. VALLEY STATE	W 66-0	1	0	0	0	0	0	0	0	0	0	1	0	0
Sep 12, 2015	TULSA	L 21-40	7	6	26	2	2	0	4	0	0	0	0	1	0
Sep 18, 2015	at Arizona State														
Sep 26, 2015	at Wyoming														
Oct 03, 2015	NEW MEXICO STATE														
Oct 10, 2015	at Nevada														
Oct 17, 2015	HAWAII														
Oct 24, 2015	at San Jose State														
Nov 07, 2015	UTAH STATE														
Nov 14, 2015	at Boise State														
Nov 21, 2015	COLORADO STATE														
Nov 28, 2015	AIR FORCE														
Totals			8	6	26	2	2	0	4	0	0	0	1	1	0
6 of 8 (75.0%)															

2015 STARTING LINEUPS

OFFENSE

OPPONENT	QB	WR	WR	WR	TE	RB	LT	LG	C	RG	RT
MVSU	L. Jordan	Gamblin	Wiggins	Bundy	R. White	Pressley	Henderson	Mahina	Fonua	Oldenkamp	Jenkins
TULSA	L. Jordan	Gamblin	Wiggins	Reed	R. White	Pressley	Henderson	Oldenkamp	Mahina	Jenkins	Adcock
at ASU											
at WYO											
NMSU											
at UNR											
HAW											
at SJSU											
USU											
at BSU											
CSU											
AFA											

DEFENSE

OPPONENT	DE	NT	RE	OLB	MLB	RUSH LB	LCB	SS	FS	RCB	WOLF
MVSU	Hughes	Udeh	D'Avanzo	Carson	Cox	D. White	Byrd	Santos	Henry	C. Jones	Crosby
TULSA	Hughes	Udeh	D'Avanzo	Carson	Cox	D. White	Brown	Santos	Henry	C. Jones	Crosby
at ASU											
at WYO											
NMSU											
at UNR											
HAW											
at SJSU											
USU											
at BSU											
CSU											
AFA											

Date	Opponent	Score	Overall	Conference	Time	Attend
Sep 05, 2015	MISS. VALLEY STATE	W 66-0	1-0	0-0	3:05	21930
Sep 12, 2015	TULSA	L 21-40	1-1	0-0	3:14	24167
Sep 18, 2015	at Arizona State					
* Sep 26, 2015	at Wyoming					
Oct 03, 2015	NEW MEXICO STATE					
* Oct 10, 2015	at Nevada					
* Oct 17, 2015	HAWAI'I					
* Oct 24, 2015	at San Jose State					
* Nov 07, 2015	UTAH STATE					
* Nov 14, 2015	at Boise State					
* Nov 21, 2015	COLORADO STATE					
* Nov 28, 2015	AIR FORCE					

Team Statistics

	NM	OPP
SCORING	87	40
Points Per Game	43.5	20.0
Points Off Turnovers	17	10
FIRST DOWNS	44	39
Rushing	27	18
Passing	14	16
Penalty	3	5
RUSHING YARDAGE	563	305
Yards gained rushing	614	405
Yards lost rushing	51	100
Rushing Attempts	99	99
Average Per Rush	5.7	3.1
Average Per Game	281.5	152.5
TDs Rushing	10	2
PASSING YARDAGE	338	369
Comp-Att-Int	23-40-1	22-46-1
Average Per Pass	8.4	8.0
Average Per Catch	14.7	16.8
Average Per Game	169.0	184.5
TDs Passing	1	2
TOTAL OFFENSE	901	674
Total Plays	139	145
Average Per Play	6.5	4.6
Average Per Game	450.5	337.0
KICK RETURNS: #-Yards	6-142	6-122
PUNT RETURNS: #-Yards	3-17	1-0
INT RETURNS: #-Yards	1-32	1-14
KICK RETURN AVERAGE	23.7	20.3
PUNT RETURN AVERAGE	5.7	0.0
INT RETURN AVERAGE	32.0	14.0
FUMBLES-LOST	4-1	3-3
PENALTIES-Yards	20-209	16-106
Average Per Game	104.5	53.0
PUNTS-Yards	7-308	12-428
Average Per Punt	44.0	35.7
Net punt average	44.0	34.2
KICKOFFS-Yards	15-975	10-626
Average Per Kick	65.0	62.6
Net kick average	41.9	38.4
TIME OF POSSESSION/Game	28:12	31:48
3RD-DOWN Conversions	9/25	13/32
3rd-Down Pct	36%	41%
4TH-DOWN Conversions	4/6	1/2
4th-Down Pct	67%	50%
SACKS BY-Yards	8-64	1-5
MISC YARDS	0	0
TOUCHDOWNS SCORED	12	4
FIELD GOALS-ATTEMPTS	1-2	4-4
ON-SIDE KICKS	0-0	0-0
RED-ZONE SCORES	(8-9) 89%	(6-8) 75%
RED-ZONE TOUCHDOWNS	(7-9) 78%	(2-8) 25%
PAT-ATTEMPTS	(12-12) 100%	(4-4) 100%
ATTENDANCE	46097	0
Games/Avg Per Game	2/23048	0/0
Neutral Site Games		0/0

Score by Quarters	1st	2nd	3rd	4th	OT	Total
New Mexico	35	17	28	7	0	87
Opponents	10	10	10	10	0	40

Rushing	gp	att	gain	loss	net	avg	td	lg	avg/g
CHESTNUT, Daryl	2	8	109	6	103	12.9	2	64	51.5
JORDAN, Lamar	2	14	109	12	97	6.9	1	28	48.5
PRESSLEY, Jhurell	2	21	95	6	89	4.2	1	26	44.5
GIPSON, Teriyon	1	9	73	2	71	7.9	2	20	71.0
McQUARLEY, Richard	2	12	55	0	55	4.6	0	7	27.5
GAMBLIN, Dameon	2	6	53	0	53	8.8	0	16	26.5
WIGGINS, Carlos	2	3	40	0	40	13.3	0	24	20.0
JORDAN, Romell	1	6	33	0	33	5.5	0	18	33.0
OWENS, Tyrone	2	7	14	0	14	2.0	2	8	7.0
ANAYA, David	2	2	12	0	12	6.0	1	11	6.0
ROGERS, Zack	2	2	10	0	10	5.0	0	8	5.0
WOODHOUSE, Diquon	2	5	11	6	5	1.0	0	7	2.5
HENDERSON, Reno	2	0	0	0	0	0.0	1	0	0.0
APODOCA, Austin	2	2	0	9	-9	-4.5	0	0	-4.5
TEAM	2	2	0	10	-10	-5.0	0	0	-5.0
Total	2	99	614	51	563	5.7	10	64	281.5
Opponents	2	99	405	100	305	3.1	2	27	152.5

Passing	gp	effic	comp-att-int	pct	yds	td	lg	avg/g
JORDAN, Lamar	2	175.22	15-21-1	71.4	244	1	62	122.0
APODOCA, Austin	2	83.66	8-19-0	42.1	94	0	21	47.0
Total	2	131.73	23-40-1	57.5	338	1	62	169.0
Opponents	2	125.21	22-46-1	47.8	369	2	69	184.5

Receiving	gp	no.	yds	avg	td	lg	avg/g
GAMBLIN, Dameon	2	11	176	16.0	1	62	88.0
WIGGINS, Carlos	2	3	58	19.3	0	39	29.0
HART-JOHNSON, Dela	2	3	23	7.7	0	16	11.5
DAVIS, Chris	1	2	19	9.5	0	10	19.0
WHITE, Reece	2	1	26	26.0	0	26	13.0
JONES, Ridge	2	1	21	21.0	0	21	10.5
QUARELLS, Matt	1	1	17	17.0	0	17	17.0
GIPSON, Teriyon	1	1	-2	-2.0	0	0	-2.0
Total	2	23	338	14.7	1	62	169.0
Opponents	2	22	369	16.8	2	69	184.5

Punt Returns	no.	yds	avg	td	lg
WIGGINS, Carlos	2	17	8.5	0	13
DAVIS, Chris	1	0	0.0	0	0
Total	3	17	5.7	0	13
Opponents	1	0	0.0	0	0

Interceptions	no.	yds	avg	td	lg
GREEN, Travis	1	32	32.0	1	32
Total	1	32	32.0	1	32
Opponents	1	14	14.0	0	14

Kick Returns	no.	yds	avg	td	lg
WIGGINS, Carlos	4	105	26.2	0	37
JONES, Ridge	1	16	16.0	0	16
CHESTNUT, Daryl	1	21	21.0	0	21
Total	6	142	23.7	0	37
Opponents	6	122	20.3	0	29

Fumble Returns	no.	yds	avg	td	lg
Total	0	0	0.0	0	0
Opponents	0	0	0.0	0	0

Scoring	td	fg	PAT				dxp	saf	pts
			kick	rush	rcv	pass			
SANDERS, Jason	-	1-2	12-12	-	-	-	-	15	
GIPSON, Teriyon	2	-	-	-	-	-	-	12	
CHESTNUT, Daryl	2	-	-	-	-	-	-	12	
OWENS, Tyrone	2	-	-	-	-	-	-	12	
GAMBLIN, Dameon	1	-	-	-	-	-	-	6	
ANAYA, David	1	-	-	-	-	-	-	6	
JORDAN, Lamar	1	-	-	-	-	-	-	6	
HENDERSON, Reno	1	-	-	-	-	-	-	6	
GREEN, Travis	1	-	-	-	-	-	-	6	
PRESSLEY, Jhurell	1	-	-	-	-	-	-	6	
Total	12	1-2	12-12	-	-	-	-	87	
Opponents	4	4-4	4-4	-	-	-	-	40	

Total Offense	g	plays	rush	pass	total	avg/g
JORDAN, Lamar	2	35	97	244	341	170.5
CHESTNUT, Daryl	2	8	103	0	103	51.5
PRESSLEY, Jhurell	2	21	89	0	89	44.5
APODOCA, Austin	2	21	-9	94	85	42.5
GIPSON, Teriyon	1	9	71	0	71	71.0
McQUARLEY, Richard	2	12	55	0	55	27.5
GAMBLIN, Dameon	2	6	53	0	53	26.5
WIGGINS, Carlos	2	3	40	0	40	20.0
JORDAN, Romell	1	6	33	0	33	33.0
OWENS, Tyrone	2	7	14	0	14	7.0
ANAYA, David	2	2	12	0	12	6.0
ROGERS, Zack	2	2	10	0	10	5.0
WOODHOUSE, Diquon	2	5	5	0	5	2.5
TEAM	2	2	-10	0	-10	-5.0
Total	2	139	563	338	901	450.5
Opponents	2	145	305	369	674	337.0

Field Goals	fg	pct.	01-19	20-29	30-39	40-49	50-99	lg	blk
SANDERS, Jason	1-2	50.0	0-0	1-1	0-0	0-1	0-0	28	0

FG Sequence	New Mexico	Opponents
Miss. Valley State	(28)	-
Tulsa	42	(34),(22),(23),(24)
Arizona State	-	-
Wyoming	-	-
New Mexico State	-	-
Nevada	-	-
Hawai'i	-	-
San Jose State	-	-
Utah State	-	-
Boise State	-	-
Colorado State	-	-
Air Force	-	-

Punting	no.	yds	avg	lg	tb	fc	i20	50+	blk
ROGERS, Zack	7	308	44.0	50	0	4	1	1	0
Total	7	308	44.0	50	0	4	1	1	0
Opponents	12	428	35.7	55	0	3	2	1	0

Kickoffs	no.	yds	avg	tb	ob	retn	net	ydln
SANDERS, Jason	15	975	65.0	9	0			
Total	15	975	65.0	9	0	20.3	41.9	23
Opponents	10	626	62.6	4	0	23.7	38.4	26

Numbers in (parentheses) indicate field goal was made.

All Purpose	g	rush	rcv	pr	kr	ir	total	avg/g
GAMBLIN, Dam	2	53	176	0	0	0	229	114.5
WIGGINS, Carlo	2	40	58	17	105	0	220	110.0
CHESTNUT, Da	2	103	0	0	21	0	124	62.0
JORDAN, Lamar	2	97	0	0	0	0	97	48.5
PRESSLEY, Jhu	2	89	0	0	0	0	89	44.5
GIPSON, Teriyo	1	71	-2	0	0	0	69	69.0
McQUARLEY, R	2	55	0	0	0	0	55	27.5
JONES, Ridge	2	0	21	0	16	0	37	18.5
JORDAN, Rome	1	33	0	0	0	0	33	33.0
GREEN, Travis	2	0	0	0	0	32	32	16.0
WHITE, Reece	2	0	26	0	0	0	26	13.0
HART-JOHN SO	2	0	23	0	0	0	23	11.5
DAVIS, Chris	1	0	19	0	0	0	19	19.0
QUARELLS, Ma	1	0	17	0	0	0	17	17.0
OWENS, Tyrone	2	14	0	0	0	0	14	7.0
ANAYA, David	2	12	0	0	0	0	12	6.0
ROGERS, Zack	2	10	0	0	0	0	10	5.0
WOODHOUSE,	2	5	0	0	0	0	5	2.5
APODOCA, Aus	2	-9	0	0	0	0	-9	-4.5
TEAM	2	-10	0	0	0	0	-10	-5.0
Total	2	563	338	17	142	32	1092	546.0
Opponents	2	305	369	0	122	14	810	405.0

#	Defensive Leaders	gp	Tackles				Sacks no-yds	Pass defense			Fumbles		blkd	
			ua	a	tot	tfl/yds		int-yds	brup	qbh	rcv-yds	ff	kick	saf
49	COX, Dakota	2	8	7	15	1.0-2	.	.	1
2C	CARSON, Kimmie	2	14	1	15	2.0-12	1.0-9
58	DANIELS, Mauric	2	7	4	11	2.5-17	1.5-10	.	1	1	.	1	.	.
22	BYRD, Markel	2	5	5	10
5C	CROSBY, Lee	2	6	4	10
8	BENNETT, Ricky	2	5	3	8
2L	LANGFORD, Ryan	2	2	5	7	1.0-3	.	.	1
54	WHITE, Donnie	2	5	2	7	2.5-18	2.0-17	.	.	1
12	SANTOS, Ryan	2	2	4	6	.	.	.	1
9H	HUGHES, Garrett	2	4	2	6	3.0-12	2.0-11
21	DUNCAN, Donnie	2	4	1	5
91	D'AVANZO, Nik	2	3	2	5	1.5-8	0.5-4	.	.	1	1-0	.	.	.
98	OKONKWO, Kene	2	2	3	5	1.5-1
19	MARTIN, Nias	2	5	.	5
92	UDEH, William	2	1	3	4
32	ARREDONDO, Michael	2	1	3	4
29	DONALDSON, Kenya	2	1	2	3	0.5-4
14	HENRY, Daniel	2	3	.	3
5T	TIMMONS, Taylor	2	2	1	3	2.5-18	1.0-13
3	JONES, Cranston	2	3	.	3
28	ROTHSCHILLER, Jake	2	.	1	1
27	PARKER, Bijon	2	1	.	1
23	ADEWON, Tayo	2	.	1	1
2	WOODHOUSE, Diquo	2	1	.	1
25	ANAYA, David	2	1	.	1
53	BAKER, Cody	2	1	.	1
52	MABANY, Sam	2	1	.	1
4B	BROWN, Isaiah	1	1	.	1	.	.	.	1
46	WALSH, Michael	2	1	.	1	1-0	.	.	.
2M	MACKEY, Marquez	1	1	.	1
6G	GREEN, Travis	2	1	.	1	.	.	1-32
59	LEE, Chris	2	1	1-0	.	.	.
Total		2	92	54	146	18-95	8-64	1-32	5	4	3-0	1	.	.
Opponents		2	88	46	134	11-34	1-5	1-14	5	.	1-0	1	.	.

#75 RENO HENDERSON - LEFT TACKLE

Opponent	Assignment	Technique	Effort	KDs
MVSU	49/49 (100%)	37/49 (76%)	33/49 (67%)	3
TULSA	67/68 (99%)	48/68 (71%)	53/68 (78%)	5
at ASU				
at WYO				
NMSU				
AT UNR				
HAW				
at SJSU				
USU				
at BSU				
CSU				
AFA				
TOTALS	116/117 (99%)	85/117 (73%)	86/117 (74%)	8

82%

#51 EDEN MAHINA - LEFT GUARD/CENTER

Opponent	Assignment	Technique	Effort	KDs
MVSU	49/49 (100%)	31/49 (63%)	36/49 (73%)	10
TULSA	68/68 (100%)	43/68 (63%)	51/68 (75%)	8
at ASU				
at WYO				
NMSU				
AT UNR				
HAW				
at SJSU				
USU				
at BSU				
CSU				
AFA				
TOTALS	117/117 (100%)	74/117 (63%)	87/117 (74%)	18

79%

#66 TEVITA FONUA - CENTER

Opponent	Assignment	Technique	Effort	KDs
MVSU	64/65 (98%)	19/65 (29%)	39/65 (60%)	8
TULSA		Did Not Play		
at ASU				
at WYO				
NMSU				
AT UNR				
HAW				
at SJSU				
USU				
at BSU				
CSU				
AFA				
TOTALS	64/65 (98%)	19/65 (29%)	39/65 (60%)	8

62%

#79 BRYAN OLDENKAMP - LEFT/RIGHT GUARD

Opponent	Assignment	Technique	Effort	KDs
MVSU	35/35 (100%)	18/35 (51%)	28/35 (80%)	1
TULSA	61/61 (100%)	35/61 (57%)	46/61 (75%)	9
at ASU				
at WYO				
NMSU				
AT UNR				
HAW				
at SJSU				
USU				
at BSU				
CSU				
AFA				
TOTALS	96/96 (100%)	53/96 (55%)	74/96 (77%)	10

77%

#55 AARON JENKINS - RIGHT TACKLE/GUARD

Opponent	Assignment	Technique	Effort	KDs
MVSU	49/49 (100%)	40/49 (80%)	37/49 (76%)	11
TULSA	65/68 (96%)	21/68 (31%)	36/68 (53%)	7
at ASU				
at WYO				
NMSU				
AT UNR				
HAW				
at SJSU				
USU				
at BSU				
CSU				
AFA				
TOTALS	114/117 (97%)	61/117 (52%)	73/117 (62%)	18

70%

#62 GARRETT ADCKOCK - RIGHT TACKLE

Opponent	Assignment	Technique	Effort	KDs
MVSU	21/21 (100%)	17/21 (81%)	18/21 (86%)	7
TULSA	23/25 (92%)	12/25 (48%)	18/25 (72%)	1
at ASU				
at WYO				
NMSU				
AT UNR				
HAW				
at SJSU				
USU				
at BSU				
CSU				
AFA				
TOTALS	44/46 (96%)	29/46 (63%)	36/46 (78%)	8

79%

#50 CHRIS LEWIS - LEFT GUARD

Opponent	Assignment	Technique	Effort	KDs
MVSU	21/24 (88%)	10/24 (42%)	18/24 (75%)	2
TULSA	4/4 (100%)	3/4 (75%)	3/4 (75%)	0
at ASU				
at WYO				
NMSU				
AT UNR				
HAW				
at SJSU				
USU				
at BSU				
CSU				
AFA				
TOTALS	25/28 (89%)	13/28 (46%)	21/28 (75%)	2

70%

#64 JACK LAMM - GUARD

Opponent	Assignment	Technique	Effort	KDs
MVSU	8/8 (100%)	4/8 (50%)	8/8 (100%)	1
TULSA		Did Not Play		
at ASU				
at WYO				
NMSU				
AT UNR				
HAW				
at SJSU				
USU				
at BSU				
CSU				
AFA				
TOTALS	8/8 (100%)	4/8 (50%)	8/8 (100%)	1

83%

#65 JACK ZILTZ - RIGHT GUARD

Opponent	Assignment	Technique	Effort	KDs
MVSU	19/24 (79%)	10/24 (42%)	18/24 (75%)	5
TULSA		Did Not Play		
at ASU				
at WYO				
NMSU				
AT UNR				
HAW				
at SJSU				
USU				
at BSU				
CSU				
AFA				
TOTALS	19/24 (79%)	10/24 (42%)	18/24 (75%)	5

65%

#76 DILLON ROMINE - RIGHT TACKLE

Opponent	Assignment	Technique	Effort	KDs
MVSU	7/7 (100%)	5/7 (71%)	7/7 (100%)	1
TULSA	43/43 (100%)	28/43 (65%)	37/43 (86%)	2
at ASU				
at WYO				
NMSU				
AT UNR				
HAW				
at SJSU				
USU				
at BSU				
CSU				
AFA				
TOTALS	50/50 (100%)	33/50 (66%)	44/50 (88%)	3

84%

#67 ANDREW AQUA - LEFT TACKLE

Opponent	Assignment	Technique	Effort	KDs
MVSU	15/17 (88%)	9/17 (53%)	11/17 (65%)	3
TULSA		Did Not Play		
at ASU				
at WYO				
NMSU				
AT UNR				
HAW				
at SJSU				
USU				
at BSU				
CSU				
AFA				
TOTALS	15/17 (88%)	9/17 (53%)	11/17 (65%)	3

69%

#61 DARIAN ALLEN - LEFT GUARD

Opponent	Assignment	Technique	Effort	KDs
MVSU	16/17 (94%)	10/17 (59%)	13/17 (76%)	2
TULSA	3/3 (100%)	0/3 (0%)	0/3 (0%)	0
at ASU				
at WYO				
NMSU				
AT UNR				
HAW				
at SJSU				
USU				
at BSU				
CSU				
AFA				
TOTALS	19/20 (95%)	10/20 (50%)	13/20 (65%)	2

70%

SEASON

CAREER

Rushing	gp	att	gain	loss	net	avg	td	lg	avg/g	gp	att	gain	loss	net	avg	td	lg	avg/g
CHESTNUT, Daryl	2	8	109	6	103	12.9	2	64	51.5	2	8	109	6	103	12.9	2	64	51.5
JORDAN, Lamar	2	14	109	12	97	6.9	1	28	48.5	13	134	837	128	709	5.3	4	61	54.5
PRESSLEY, Jhurell	2	21	95	6	89	4.2	1	26	44.5	2	21	95	6	89	4.2	1	26	44.5
GIPSON, Teriyon	1	9	73	2	71	7.9	2	20	71.0	22	197	1138	38	1100	5.6	15	57	50.0
McQUARLEY, Richard	2	12	55	0	55	4.6	0	7	27.5	2	12	55	0	55	4.6	0	7	27.5
GAMBLIN, Dameon	2	6	53	0	53	8.8	0	16	26.5	25	8	83	0	83	10.4	0	19	3.3
WIGGINS, Carlos	2	3	40	0	40	13.3	0	24	20.0	35	43	503	14	489	11.4	4	35	14.0
JORDAN, Romell	1	6	33	0	33	5.5	0	18	33.0	10	40	258	2	256	6.4	3	72	25.6
OWENS, Tyrone	2	7	14	0	14	2.0	2	8	7.0	2	7	14	0	14	2.0	2	8	7.0
ANAYA, David	2	2	12	0	12	6.0	1	11	6.0	39	52	323	16	307	5.9	2	51	7.9
ROGERS, Zack	2	2	10	0	10	5.0	0	8	5.0	14	2	10	0	10	5.0	0	8	0.7
WOODHOUSE, Diquon	2	5	11	6	5	1.0	0	7	2.5	2	5	11	6	5	1.0	0	7	2.5
HENDERSON, Reno	2	0	0	0	0	0.0	1	0	0.0	14	0	0	0	0	0.0	1	0	0.0
APODOCA, Austin	2	2	0	9	-9	-4.5	0	0	-4.5	2	2	0	9	-9	-4.5	0	0	-4.5
TEAM	2	2	0	10	-10	-5.0	0	0	-5.0									
Total	2	99	614	51	563	5.7	10	64	281.5									
Opponents	2	99	405	100	305	3.1	2	27	152.5									

Passing	gp	effic	comp-att-int	pct	yds	td	lg	avg/g	gp	effic	comp-att-int	pct	yds	td	lg	avg/g
JORDAN, Lamar	2	175.22	15-21-1	71.4	244	1	62	122.0	13	135.92	74-133-6	55.6	1139	7	75	87.6
APODOCA, Austin	2	83.66	8-19-0	42.1	94	0	21	47.0	2	83.66	8-19-0	42.1	94	0	21	47.0
Total	2	131.73	23-40-1	57.5	338	1	62	169.0								
Opponents	2	125.21	22-46-1	47.8	369	2	69	184.5								

Receiving	gp	no.	yds	avg	td	lg	avg/g	gp	no.	yds	avg	td	lg	avg/g
GAMBLIN, Dameon	2	11	176	16.0	1	62	88.0	25	15	208	13.9	1	62	8.3
WIGGINS, Carlos	2	3	58	19.3	0	39	29.0	35	27	385	14.3	3	45	11.0
HART-JOHNSON, Dela	2	3	23	7.7	0	16	11.5	2	3	23	7.7	0	16	11.5
DAVIS, Chris	1	2	19	9.5	0	10	19.0	11	2	19	9.5	0	10	1.7
WHITE, Reece	2	1	26	26.0	0	26	13.0	31	13	250	19.2	2	50	8.1
JONES, Ridge	2	1	21	21.0	0	21	10.5	25	6	54	9.0	0	21	2.2
QUARELLS, Matt	1	1	17	17.0	0	17	17.0	1	1	17	17.0	0	17	17.0
GIPSON, Teriyon	1	1	-2	-2.0	0	0	-2.0	22	17	120	7.1	1	32	5.5
Total	2	23	338	14.7	1	62	169.0							
Opponents	2	22	369	16.8	2	69	184.5							

Total Offense	g	plays	rush	pass	total	avg/g	g	plays	rush	pass	total	avg/g
JORDAN, Lamar	2	35	97	244	341	170.5	13	267	709	1139	1848	142.2
CHESTNUT, Daryl	2	8	103	0	103	51.5	2	8	103	0	103	51.5
PRESSLEY, Jhurell	2	21	89	0	89	44.5	2	21	89	0	89	44.5
APODOCA, Austin	2	21	-9	94	85	42.5	2	21	-9	94	85	42.5
GIPSON, Teriyon	1	9	71	0	71	71.0	22	197	1100	0	1100	50.0
McQUARLEY, Richard	2	12	55	0	55	27.5	2	12	55	0	55	27.5
GAMBLIN, Dameon	2	6	53	0	53	26.5	25	8	83	0	83	3.3
WIGGINS, Carlos	2	3	40	0	40	20.0	35	43	489	0	489	14.0
JORDAN, Romell	1	6	33	0	33	33.0	10	40	256	0	256	25.6
OWENS, Tyrone	2	7	14	0	14	7.0	2	7	14	0	14	7.0
ANAYA, David	2	2	12	0	12	6.0	39	54	307	18	325	8.3
ROGERS, Zack	2	2	10	0	10	5.0	14	2	10	0	10	0.7
WOODHOUSE, Diquon	2	5	5	0	5	2.5	2	5	5	0	5	2.5
TEAM	2	2	-10	0	-10	-5.0						
Total	2	139	563	338	901	450.5						
Opponents	2	145	305	369	674	337.0						

SEASON

CAREER

Scoring	td fg		PAT					dxp saf pts	td fg		PAT					dxp saf pts		
	kick	rush	rcv	pass	rush	rcv	pass		kick	rush	rcv	pass	dxp	saf	pts			
SANDERS, Jason	-	1-2	12-12	-	-	-	-	-	-	-	12-12	-	-	-	-	-	-	15
CHESTNUT, Daryl	2	-	-	-	-	-	-	-	-	2	-	-	-	-	-	-	-	12
GIPSON, Teriyon	2	-	-	-	-	-	-	-	-	16	-	-	-	-	-	-	-	96
OWENS, Tyrone	2	-	-	-	-	-	-	-	-	2	-	-	-	-	-	-	-	12
JORDAN, Lamar	1	-	-	-	-	-	-	-	-	4	-	-	-	-	-	-	-	24
GAMBLIN, Dameon	1	-	-	-	-	-	-	-	-	1	-	-	-	-	-	-	-	6
HENDERSON, Reno	1	-	-	-	-	-	-	-	-	1	-	-	-	-	-	-	-	6
GREEN, Travis	1	-	-	-	-	-	-	-	-	1	-	-	-	-	-	-	-	6
ANAYA, David	1	-	-	-	-	-	-	-	-	3	-	-	-	-	-	-	-	18
PRESSLEY, Jhurell	1	-	-	-	-	-	-	-	-	1	-	-	-	-	-	-	-	6
Total	12	1-2	12-12	-	-	-	-	-	-	87								
Opponents	4	4-4	4-4	-	-	-	-	-	-	40								

Punt Returns	no.	yds	avg	td	lg	no.	yds	avg	td	lg
WIGGINS, Carlos	2	17	8.5	0	13	2	17	8.5	0	13
DAVIS, Chris	1	0	0.0	0	0	8	35	4.4	0	13
Total	3	17	5.7	0	13					
Opponents	1	0	0.0	0	0					

Kick Returns	no.	yds	avg	td	lg	no.	yds	avg	td	lg
WIGGINS, Carlos	4	105	26.2	0	37	69	1923	27.9	4	100
CHESTNUT, Daryl	1	21	21.0	0	21	1	21	21.0	0	21
JONES, Ridge	1	16	16.0	0	16	15	378	25.2	1	100
Total	6	142	23.7	0	37					
Opponents	6	122	20.3	0	29					

Interceptions	no.	yds	avg	td	lg	no.	yds	avg	td	lg
GREEN, Travis	1	32	32.0	1	32	1	32	32.0	1	32
Total	1	32	32.0	1	32					
Opponents	1	14	14.0	0	14					

Fumble Returns	no.	yds	avg	td	lg	no.	yds	avg	td	lg
Total	0	0	0.0	0	0					
Opponents	0	0	0.0	0	0					

All Purpose	g	rush	rcv	pr	kr	ir	total	avg/g	g	rush	rcv	pr	kr	ir	total	avg/g
GAMBLIN, Dame	2	53	176	0	0	0	229	114.5	25	83	208	59	0	0	350	14.0
WIGGINS, Carlo	2	40	58	17	105	0	220	110.0	35	489	385	17	1923	0	2814	80.4
CHESTNUT, Dar	2	103	0	0	21	0	124	62.0	2	103	0	0	21	0	124	62.0
JORDAN, Lamar	2	97	0	0	0	0	97	48.5	13	709	0	0	0	0	709	54.5
PRESSLEY, Jhur	2	89	0	0	0	0	89	44.5	2	89	0	0	0	0	89	44.5
GIPSON, Teriyon	1	71	-2	0	0	0	69	69.0	22	1100	120	0	40	0	1260	57.3
McQUARLEY, Ri	2	55	0	0	0	0	55	27.5	2	55	0	0	0	0	55	27.5
JONES, Ridge	2	0	21	0	16	0	37	18.5	25	114	54	0	378	0	546	21.8
JORDAN, Romell	1	33	0	0	0	0	33	33.0	10	256	22	0	0	0	278	27.8
GREEN, Travis	2	0	0	0	0	32	32	16.0	2	0	0	0	0	32	32	16.0
WHITE, Reece	2	0	26	0	0	0	26	13.0	31	0	250	0	41	0	291	9.4
HART-JOHNSO	2	0	23	0	0	0	23	11.5	2	0	23	0	0	0	23	11.5
DAVIS, Chris	1	0	19	0	0	0	19	19.0	11	0	19	35	0	0	54	4.9
QUARELLS, Mat	1	0	17	0	0	0	17	17.0	1	0	17	0	0	0	17	17.0
OWENS, Tyrone	2	14	0	0	0	0	14	7.0	2	14	0	0	0	0	14	7.0
ANAYA, David	2	12	0	0	0	0	12	6.0	22	227	170	0	475	0	652	29.4

SEASON

CAREER

Field Goals	att	good	long	blkd	att	good	long	blkd
SANDERS, Jason	2	1	28	0	2	1	28	0
Total	2	1	28	0				
Opponents	4	4	34	0				

Punting	no.	yds	avg	lg	blk	no.	yds	avg	lg	blk
ROGERS, Zack	7	308	44.0	50	0	63	2692	42.7	66	1
Total	7	308	44.0	50	0					
Opponents	12	428	35.7	55	0					

Kickoffs	no.	yds	avg	tb	ob	no.	yds	avg	tb	ob
SANDERS, Jason	15	975	65.0	9	0	77	4826	62.7	46	1
Total	15	975	65.0	9	0					
Opponents	10	626	62.6	4	0					

#	Defensive Leaders	gp	ua	a	total	tfl	sack	int	pbu	fr	ff	blk	gp	ua	a	total	tfl	sack	int	pbu	fr	ff	blk
49	COX, Dakota	2	8	7	15	1.0	.	.	1	.	.	.	23	97	133	230	4.0	.	1	4	1	.	.
2C	CARSON, Kimmie	2	14	1	15	2.0	1.0	14	41	36	77	7.0	2.0	.	3	1	1	.
58	DANIELS, Mauric	2	7	4	11	2.5	1.5	.	1	.	1	.	2	7	4	11	2.5	1.5	.	1	.	1	.
22	BYRD, Markel	2	5	5	10	0.0	14	36	24	60	0.0	.	1	2	.	1	.
5C	CROSBY, Lee	2	6	4	10	0.0	2	6	4	10	0.0
8	BENNETT, Ricky	2	5	3	8	0.0	13	17	19	36	0.0
54	WHITE, Donnie	2	5	2	7	2.5	2.0	23	20	23	43	5.0	3.0	.	2	.	1	.
2L	LANGFORD, Ryan	2	2	5	7	1.0	.	.	1	.	.	.	13	31	38	69	3.0	.	.	1	.	.	.
12	SANTOS, Ryan	2	2	4	6	0.0	.	.	1	.	.	.	24	34	31	65	2.0	.	.	1	.	1	.
9H	HUGHES, Garrett	2	4	2	6	3.0	2.0	13	6	4	10	3.0	2.0	.	1	.	1	.
21	DUNCAN, Donnie	2	4	1	5	0.0	34	24	9	33	0.0	.	1	1	1	1	.
19	MARTIN, Nias	2	5	.	5	0.0	2	5	.	5	0.0
98	OKONKWO, Kene	2	2	3	5	1.5	9	5	3	8	2.5	1.0
91	D'AVANZO, Nik	2	3	2	5	1.5	0.5	.	.	1	.	.	25	37	51	88	11.5	6.0	.	.	3	1	1
92	UDEH, William	2	1	3	4	0.0	22	14	15	29	2.5	1.5	.	1	.	.	.
32	ARREDONDO, Michael	2	1	3	4	0.0	30	8	9	17	0.5	.	.	.	1	.	.
14	HENRY, Daniel	2	3	.	3	0.0	4	6	9	15	0.0
5T	TIMMONS, Taylor	2	2	1	3	2.5	1.0	2	2	1	3	2.5	1.0
3	JONES, Cranston	2	3	.	3	0.0	38	54	31	85	4.0	.	4	11	1	.	.
29	DONALDSON, Kenya	2	1	2	3	0.5	5	1	2	3	0.5
6G	GREEN, Travis	2	1	.	1	0.0	.	1	2	1	.	1	0.0	.	1
23	ADEWON, Tayo	2	.	1	1	0.0	7	.	1	1	0.0
46	WALSH, Michael	2	1	.	1	0.0	.	.	.	1	.	.	3	1	.	1	0.0	.	.	.	1	.	.
25	ANAYA, David	2	1	.	1	0.0	39	6	6	12	0.0	1
2W	WOODHOUSE, Diquon	2	1	.	1	0.0	2	1	.	1	0.0
52	MABANY, Sam	2	1	.	1	0.0	3	1	.	1	0.0
4B	BROWN, Isaiah	1	1	.	1	0.0	.	.	1	.	.	.	16	6	6	12	0.5	.	1	3	1	.	.
2M	MACKEY, Marquez	1	1	.	1	0.0	1	1	.	1	0.0
28	ROTHSCHILLER, Jake	2	.	1	1	0.0	2	.	1	1	0.0
27	PARKER, Bijon	2	1	.	1	0.0	2	1	.	1	0.0
53	BAKER, Cody	2	1	.	1	0.0	2	1	.	1	0.0
59	LEE, Chris	2	.	.	.	0.0	.	.	.	1	.	.	11	2	1	3	1.0	1.0	.	.	1	.	.
	Total	2	92	54	146	18	8	1	5	3	1	.											
	Opponents	2	88	46	134	11	1	1	5	1	1	.											

TEAM STATISTICS

Date	Opponent	Rushing				Receiving				Passing				Kick Returns				Punt Returns				tot off
		no.	yds	td	lg	no.	yds	td	lg	cmp-att-int	yds	td	lg	no.	yds	td	lg	no.	yds	td	lg	
Sep 05	MISS. VALLEY STATE	52	339	8	64	12	172	0	26	12-19-0	172	0	26	1	32	0	32	3	17	0	13	511
Sep 12	TULSA	47	224	2	26	11	166	1	62	11-21-1	166	1	62	5	110	0	37	0	0	0	0	390
New Mexico		99	563	10	64	23	338	1	62	23-40-1	338	1	62	6	142	0	37	3	17	0	13	901
		99	305	2	27	22	369	2	69	22-46-1	369	2	69	6	122	0	29	1	0	0	0	674

Games: 2 • Avg/rush: 5.7 • Avg/catch: 14.7 • Pass effic: 131.73 • KR avg: 23.7 • PR avg: 5.7 • All purpose avg/game: 546.0 • Total offense avg/gm: 450.5

Date	Opponent	Tackles				Sacks no-yds	Fumble		Pass Defense			blkd kick	PAT Attempts			off			
		ua	a	total	tfl-yds		ff	fr-yds	int-yds	qbh	brup		kick	rush	rcv	saf	t/o	pts	
Sep 05	MISS. VALLEY STATE	37	26	63	13.0-71	6.0-45	1	2-0	1-32	3	1	0	9-9	0	0	0	0	17	66
Sep 12	TULSA	55	28	83	5.0-24	2.0-19	0	1-0	0-0	1	4	0	3-3	0	0	0	0	0	21
New Mexico		92	54	146	18.0-95	8.0-64	1	3-0	1-32	4	5	0	12-12	0	0	0	0	17	87
		88	46	134	11.0-34	1.0-5	1	1-0	1-14	0	5	0	4-4	0	0	0	0	10	40

Date	Opponent	Punting									Field Goals			Kickoffs				
		no.	yds	avg	long	blkd	tb	fc	50+	i20	md-att	long	blkd	no.	yds	avg	tb	ob
Sep 05	MISS. VALLEY STATE	1	42	42.0	42	0	0	0	0	0	1-1	28	0	11	715	65.0	5	0
Sep 12	TULSA	6	266	44.3	50	0	0	4	1	1	0-1	0	0	4	260	65.0	4	0
New Mexico		7	308	44.0	50	0	0	4	1	1	1-2	28	0	15	975	65.0	9	0
		12	428	35.7	55	0	0	3	1	2	4-4	34	0	10	626	62.6	4	0

OPPONENT STATISTICS

Date	Opponent	Rushing				Receiving				Passing				Kick Returns				Punt Returns				tot off		
		no.	yds	td	lg	no.	yds	td	lg	cmp	att	int	yds	td	lg	no.	yds	td	lg	no.	yds		td	lg
Sep 05	MISS. VALLEY STATE	40	26	0	27	6	48	0	14	6	16	1	48	0	14	6	122	0	29	0	0	0	0	74
Sep 12	TULSA	59	279	2	22	16	321	2	69	16	30	0	321	2	69	0	0	0	0	1	0	0	0	600
Opponents		99	305	2	27	22	369	2	69	22	46	1	369	2	69	6	122	0	29	1	0	0	0	674
		99	563	10	64	23	338	1	62	23	40	1	338	1	62	6	142	0	37	3	17	0	13	901

Games: 2 • Avg/rush: 3.1 • Avg/catch: 16.8 • Pass effic: 125.21 • KR avg: 20.3 • PR avg: 0.0 • All purpose avg/game: 405.0 • Total offense avg/gm: 337.0

Date	Opponent	Tackles				Sacks no-yds	Fumble		Pass Defense			blkd kick	PAT Attempts			off								
		ua	a	total	tfl-yds		ff	fr-yds	int-yds	qbh	brup		kick	rush	rcv	saf	t/o	pts						
Sep 05	MISS. VALLEY STATE	40	30	70	3.0-5	0.0-0	0	0-0	0-0	0	4	0	0-0	0	0	0	0	0	0	0	0	0	0	0
Sep 12	TULSA	48	16	64	8.0-29	1.0-5	1	1-0	1-14	0	1	0	4-4	0	0	0	0	0	0	0	10	40	40	
Opponents		88	46	134	11.0-34	1.0-5	1	1-0	1-14	0	5	0	4-4	0	0	0	0	0	0	0	10	40	40	
		92	54	146	18.0-95	8.0-64	1	3-0	1-32	4	5	0	12-12	0	0	0	0	0	0	17	87	87		

Date	Opponent	Punting									Field Goals			Kickoffs				
		no.	yds	avg	long	blkd	tb	fc	50+	i20	md-att	long	blkd	no.	yds	avg	tb	ob
Sep 05	MISS. VALLEY STATE	9	316	35.1	44	0	0	2	0	0	0-0	0	0	1	56	56.0	0	0
Sep 12	TULSA	3	112	37.3	55	0	0	1	1	2	4-4	34	0	9	570	63.3	4	0
Opponents		12	428	35.7	55	0	0	3	1	2	4-4	34	0	10	626	62.6	4	0
		7	308	44.0	50	0	0	4	1	1	1-2	28	0	15	975	65.0	9	0

PASSING

	Comp	Att	Int	Pct	Yards	TD	Long	Sack	Yds	Effic
Lamar Jordan										
Mississippi Valley State	7	7	0	100.0	103	0	26	0	0	223.6
Tulsa	8	14	1	57.1	141	1	62	0	0	151.0
Austin Apodoca										
Mississippi Valley State	5	12	0	41.7	69	0	16	0	0	90.0
Tulsa	3	7	0	42.9	25	0	10	1	5	72.9
Caleb Kimbro										
Mississippi Valley State	0	0	0	0.0	0	0	0	0	0	0

RUSHING & RECEIVING

RUSHING	No-Yds/TD	MVSU	TLS	ASU	WY	NMS	NV	HI	SJ	US	BSU	CS	AF
CHESTNUT, Daryl	8-103/2	6-108/2	2--5/0										
JORDAN, Lamar	14-97/1	5-62/1	9-35/0										
PRESSLEY, Jhu.	21-89/1	10-47/1	11-42/0										
GIPSON, Teriyon	9-71/2	DNP	9-71/2										
McQUARLEY, R.	12-55/0	11-53/0	1-2/0										
GAMBLIN, Dameon	6-53/0	2-11/0	4-42/0										
WIGGINS, Carlos	3-40/0	0-7/0	3-33/0										
JORDAN, Romell	6-33/0	6-33/0	DNP										
OWENS, Tyrone	7-14/2	3-11/2	4-3/0										
ANAYA, David	2-12/1	2-12/1	-										
ROGERS, Zack	2-10/0	-	2-10/0										
WOODHOUSE, Diq.	5-5/0	5-5/0	-										
APODOCA, Austin	2--9/0	-	2--9/0										
TEAM	2--10/0	2--10/0	-										

RECEIVING	No-Yds/TD	MVSU	TLS	ASU	WY	NMS	NV	HI	SJ	US	BSU	CS	AF
GAMBLIN, Dameon	11-176/1	3-45/0	8-131/1										
WIGGINS, Carlos	3-58/0	2-19/0	1-39/0										
WHITE, Reece	1-26/0	1-26/0	-										
HART-JOHNSON, D	3-23/0	2-25/0	1--2/0										
JONES, Ridge	1-21/0	1-21/0	-										
DAVIS, Chris	2-19/0	2-19/0	DNP										
QUARELLS, Matt	1-17/0	1-17/0	DNP										
GIPSON, Teriyon	1--2/0	DNP	1--2/0										

Total Tackles	UA-A	Total	MVSU	TLS	ASU	WY	NMS	NV	HI	SJ	US	BSU	CS	AF
COX, Dakota	8-7	15	1-2	7-5										
CARSON, Kimmie	14-1	15	3-0	11-1										
DANIELS, Mauric	7-4	11	4-3	3-1										
CROSBY, Lee	6-4	10	1-1	5-3										
BYRD, Markel	5-5	10	1-0	4-5										
BENNETT, Ricky	5-3	8	1-0	4-3										
LANGFORD, Ryan	2-5	7	1-2	1-3										
WHITE, Donnie	5-2	7	3-2	2-0										
SANTOS, Ryan	2-4	6	0-1	2-3										
HUGHES, Garrett	4-2	6	0-2	4-0										
D'AVANZO, Nik	3-2	5	2-2	1-0										
DUNCAN, Donnie	4-1	5	2-1	2-0										
MARTIN, Nias	5-0	5	4-0	1-0										
OKONKWO, Kene	2-3	5	2-1	0-2										
UDEH, William	1-3	4	1-1	0-2										
ARREDONDO, M.	1-3	4	0-3	1-0										
TIMMONS, Taylor	2-1	3	1-1	1-0										
HENRY, Daniel	3-0	3	2-0	1-0										
DONALDSON, K.	1-2	3	0-2	1-0										
JONES, Cranston	3-0	3	1-0	2-0										
ADEWON, Tayo	0-1	1	0-1	-										
PARKER, Bijon	1-0	1	1-0	-										
ROTHSCHILLER, J	0-1	1	0-1	-										
ANAYA, David	1-0	1	1-0	-										
MACKEY, Marquez	1-0	1	1-0	DNP										
GREEN, Travis	1-0	1	-	1-0										
WALSH, Michael	1-0	1	1-0	-										
WOODHOUSE, Diq.	1-0	1	1-0	-										
BROWN, Isaiah	1-0	1	DNP	1-0										
BAKER, Cody	1-0	1	1-0	-										
MABANY, Sam	1-0	1	1-0	-										

SEASON BOX SCORES




0 **GAME 1 - SEPT. 5, 2015**
ALBUQUERQUE, N.M.
ATT: 21,930

66

ALBUQUERQUE, N.M. — The University of New Mexico got a school-record tying eight rushing touchdowns and UNM's defense allowed fewer than 100 yards and recorded its first shutout since 2008 as the Lobos opened the season with a 66-0 win over Mississippi Valley State of the FCS.

The win was the largest shutout victory in 65 years, and the largest margin of victory in 55 years. The Lobos rolled up 511 yards while allowing just 74. The game actually opened up with the Delta Devils holding UNM to a three-and-out, forcing a punt. That punt was the only punt of the game as UNM scored on its next nine drives.

UNM opened the scoring with a 28-yard touchdown run from Lamar Jordan, who also went a perfect 7-for-7 passing on the evening. The Lobos then caught a break when a Romell Jordan fumble rolled into the end zone for a touchdown when starting left tackle Reno Henderson fell on the ball. It marked the first touchdown by an offensive lineman in at least 40 years. UNM then scored 17 seconds later after a fumble when Jhurrell Pressley darted in, and the rout was on.

Tyrone Owens scored two second quarter touchdowns, David Anaya added one in the third, and Daryl Chestnut's first two career carries went for 64- and 37-yard scores. Travis Green ended the scoring with a 32-yard touchdown on an interception return.

Kicker Jason Sanders, who won the placekicking job in camp, was 9-for-9 on extra points and hit a 28-yard field goal.

TEAM NOTES:

- *Attendance, despite a downpour right before the game, was 21,930. UNM's season tickets sales hit 10,277.
- *New Mexico's 38 first half points were tied for the ninth-most in school history for any half and tied for the sixth-most in school history for a first half.
- *UNM's eight rushing touchdowns tied the school record for rushing touchdowns in a game. UNM had previously done it four other times, the last against San Diego State on October 18, 2008 in a 70-7 Lobo win. It also tied the Mountain West record for rushing touchdowns in a game.
- *New Mexico held Mississippi Valley State to 26 yards rushing. The last time UNM allowed fewer than 100 yards rushing was in 2012 when the Lobos held Wyoming to just 55 yards.
- *It was the third time Bob Davie's team has scored 66 points (66-17 vs. NMSU in 2013, 66-17 vs. Southern in 2012).

UNIVERSITY OF NEW MEXICO FOOTBALL




40 **GAME 2 - SEPT. 12, 2015**
ALBUQUERQUE, N.M.
ATT: 24,167

21

ALBUQUERQUE, N.M. — The University of Tulsa was consistent, scoring 10 points in each quarter as New Mexico made a rash of uncharacteristic mistakes and lost to the Golden Hurricane 40-21 in front of 24,167 on Branch Field at University Stadium.

The game saw the lead see-saw back in forth in the opening half. UNM opened the scoring with a quick and efficient six-play drive, all on the ground with the last 13 from Teriyon Gipson, but Tulsa answered right back, and even faster. The Golden Hurricane got a 69-yard pass from Dane Evans for Josh Atkinson on their third play for a 7-7 game. After the first of four Redford Jones field goals made it 10-7, Lamar Jordan hit Dameon Gamblin for a 62-yard touchdown and UNM led 14-10 after one. Tulsa took the lead for good on another long Evans pass, this 41 yards for Kevan Lucas for a 17-14 lead.

Tulsa eventually was up 23-14 in the third when UNM got closer on a 4-yard Gipson run, and then after a stop, the Lobos had a chance for the lead but Jason Sanders missed from 42-yards out. Tulsa then went out and scored to make it 30-21 on a 1-yard run by D'Angelo Brewer.

After Jones' fourth field goal made it 33-21, it looked like UNM got within a score on a diving touchdown catch by Carlos Wiggins, but UNM was called for an illegal shift, its 13th and penultimate penalty of the game. On the next play, Jordan was intercepted, and it was all academic after that.

The Lobos did get a career night from receiver Dameon Gamblin, who caught a career-high eight passes for a career-best 131 yards. He also added 42 yards rushing on four carries.

TEAM NOTES:

- *New Mexico's second TD drive of the second quarter was actually 101 yards due to penalties.
- *New Mexico was shutout in a quarter for the first time this season when they didn't score in the second quarter.
- *The 154 penalty yards were the first time going over 100 yards since October 9, 2010 when the Lobos had 115 yards in penalties at New Mexico State. It actually was the most since 159 penalty yards against New Mexico State (on 15 penalties) in a 28-27 loss to the Aggies on September 19, 1998.
- *The nine penalties in the first half were tied for the most in any entire game in the Davie era. UNM had nine at Texas in 2012. Of the nine penalties in the first half, seven were personal fouls. UNM's total of 154 penalty yards nearly doubled the previous high under Bob Davie, which was 79 in 2012 against Texas.

Box Score (Final) The Automated ScoreBook

Miss. Valley State vs New Mexico (Sep 05, 2015 at Albuquerque, N.M.)

Score by Quarters	1	2	3	4	Total
Miss. Valley State	0	0	0	0	0
New Mexico	21	17	21	7	66

Qtr	Time	Scoring play
1st	08:08	NM - JORDAN, Lamar 28 yd run (SANDERS, Jason kick), 4-72 1:19
	02:38	NM - HENDERSON, Reno 0 yd fumble recovery (SANDERS, Jason kick), 9-74 3:14
	02:21	NM - PRESSLEY, Jhurrell 7 yd run (SANDERS, Jason kick), 1-7 0:04
2nd	13:26	NM - OWENS, Tyrone 8 yd run (SANDERS, Jason kick), 7-34 2:47
	08:43	NM - OWENS, Tyrone 1 yd run (SANDERS, Jason kick), 6-32 2:41
	00:32	NM - SANDERS, Jason 28 yd field goal, 14-69 2:55
3rd	10:28	NM - ANAYA, David 1 yd run (SANDERS, Jason kick), 4-45 1:13
	05:47	NM - CHESTNUT, Daryl 64 yd run (SANDERS, Jason kick), 3-73 1:18
	02:28	NM - CHESTNUT, Daryl 37 yd run (SANDERS, Jason kick), 4-50 1:41
4th	08:33	NM - GREEN, Travis 32 yd interception return (SANDERS, Jason kick)

	MVSU	NM
FIRST DOWNS	8	26
RUSHES-YARDS (NET)	40-26	52-339
PASSING YDS (NET)	48	172
Passes Att-Comp-Int	16-6-1	19-12-0
TOTAL OFFENSE PLAYS-YARDS	56-74	71-511
Fumble Returns-Yards	0-0	0-0
Punt Returns-Yards	0-0	3-17
Kickoff Returns-Yards	6-122	1-32
Interception Returns-Yards	0-0	1-32
Punts (Number-Avg)	9-35.1	1-42.0
Fumbles-Lost	2-2	2-0
Penalties-Yards	9-50	6-55
Possession Time	32:40	27:20
Third-Down Conversions	4 of 14	5 of 10
Fourth-Down Conversions	1 of 1	2 of 3
Red-Zone Scores-Chances	0-1	6-7
Sacks By: Number-Yards	13-40	6-45

RUSHING: Miss. Valley State-Stokes, Jr., Th 13-40; Scott, Dontrine 2-13; Price, Tre 3-8; Howard, Demariu 1-4; Foster, Gregory 1-2; Barron, Terrenc 1-1; Chambers, Booke 2-0; Dobson, Jeremy 5-minus 12; Peterson, Quant 12-minus 30. New Mexico-CHESTNUT, Daryl 6-108; JORDAN, Lamar 5-62; McQUARLEY, Richard 11-53; PRESSLEY, Jhurrell 10-47; JORDAN, Romel 6-33; ANAYA, David 2-12; OWENS, Tyrone 3-11; GAMBLIN, Dameon 2-11; WOODHOUSE, Diqun 5-5; TEAM 2-minus 10; HENDERSON, Reno 0-0; WIGGINS, Carlos 0-7.

PASSING: Miss. Valley State-Peterson, Quant 1-9-1-10; Scott, Dontrine 5-7-0-38. New Mexico-APODOCA, Austin 5-12-0-69; JORDAN, Lamar 7-7-0-103.

RECEIVING: Miss. Valley State-Howard, Demariu 2-18; Daniels, Keenan 2-12; Stokes, Jr., Th 1-10; Bryant, Jessie 1-8. New Mexico-GAMBLIN, Dameon 3-45; HART-JOHNSON, Delane 2-25; DAVIS, Chris 2-19; WIGGINS, Carlos 2-19; WHITE, Reece 1-26; JONES, Ridge 1-21; QUARELLS, Matt 1-17.

INTERCEPTIONS: Miss. Valley State-None. New Mexico-GREEN, Travis 1-32.

FUMBLES: Miss. Valley State-Chambers, Booke 1-1; Peterson, Quant 1-1. New Mexico-JORDAN, Romell 1-0; WOODHOUSE, Diqun 1-0.

Miss. Valley State (0-1) vs. New Mexico (1-0)
Date: Sep 05, 2015 • Site: Albuquerque, N.M. • Stadium: University Stadium
Attendance: 21930

Kickoff time: 6:05 pm • End of Game: 9:10 • Total elapsed time: 3:05
Officials: Referee: Dan Lewis; Umpire: Phillip Anaya; Linesman: Tim Crowley;
Line Judge: Gerald Woodruff; Back Judge: Bobby Lynn; Field Judge: Allan Nicholson;
Side Judge: Bill Roberts; Center Judge: Anthony Carter;
Temperature: 79 • Wind: SW 9mph • Weather: Showers

Box Score (Final) The Automated ScoreBook

Tulsa vs New Mexico (Sep 12, 2015 at Albuquerque, N.M.)

Score by Quarters	1	2	3	4	Total
Tulsa	10	10	10	10	40
New Mexico	14	0	7	0	21

Qtr	Time	Scoring play
1st	12:12	NM - GIPSON, Teriyon 13 yd run (SANDERS, Jason kick), 6-75 2:48
	11:26	TLS - ATKINSON, Josh 69 yd pass from EVANS, Dane (JONES, Redford kick), 3-75 0:46
	07:56	TLS - JONES, Redford 34 yd field goal, 8-56 2:18
	02:42	NM - GAMBLIN, Dameon 62 yd pass from JORDAN, Lamar (SANDERS, Jason kick), 11-75 5:14
2nd	11:30	TLS - LUCAS, Kevan 41 yd pass from EVANS, Dane (JONES, Redford kick), 3-58 0:45
	03:56	TLS - JONES, Redford 22 yd field goal, 14-68 5:44
	12:00	TLS - JONES, Redford 23 yd field goal, 12-69 3:00
3rd	09:54	NM - GIPSON, Teriyon 4 yd run (SANDERS, Jason kick), 6-63 1:58
	03:02	TLS - BREWER, D'Angelo 1 yd run (JONES, Redford kick), 8-75 1:56
4th	10:40	TLS - JONES, Redford 24 yd field goal, 7-35 1:45
	04:07	TLS - LANGER, Zack 5 yd run (JONES, Redford kick), 9-63 3:17

	TLS	NM
FIRST DOWNS	31	18
RUSHES-YARDS (NET)	59-279	47-224
PASSING YDS (NET)	321	166
Passes Att-Comp-Int	30-16-0	21-11-1
TOTAL OFFENSE PLAYS-YARDS	89-600	68-390
Fumble Returns-Yards	0-0	0-0
Punt Returns-Yards	1-0	0-0
Kickoff Returns-Yards	0-0	5-110
Interception Returns-Yards	1-14	0-0
Punts (Number-Avg)	3-37.3	6-44.3
Fumbles-Lost	1-1	2-1
Penalties-Yards	7-56	14-154
Possession Time	30:56	29:04
Third-Down Conversions	9 of 18	4 of 15
Fourth-Down Conversions	0 of 1	2 of 3
Red-Zone Scores-Chances	6-7	2-2
Sacks By: Number-Yards	1-5	2-19

RUSHING: Tulsa-LANGER, Zack 33-139; BREWER, D'Angelo 20-133; LUCAS, Kevan 2-20; EVANS, Dane 4-minus 13. New Mexico-GIPSON, Teriyon 9-71; GAMBLIN, Dameon 4-42; PRESSLEY, Jhurrell 11-42; JORDAN, Lamar 9-35; WIGGINS, Carlos 3-33; ROGERS, Zack 2-10; OWENS, Tyrone 4-3; McQUARLEY, Richard 1-2; CHESTNUT, Daryl 2-minus 5; APODOCA, Austin 2-minus 9.

PASSING: Tulsa-EVANS, Dane 16-30-0-321. New Mexico-JORDAN, Lamar 8-14-1-141; APODOCA, Austin 3-7-0-25.

RECEIVING: Tulsa-GARRETT, Keyarris 7-102; LUCAS, Kevan 4-65; ATKINSON, Josh 3-119; FLOYD, Conner 1-26; DIXON, Mandel 1-9. New Mexico-GAMBLIN, Dameon 8-131; WIGGINS, Carlos 1-39; HART-JOHNSON, Delane 1-minus 2; GIPSON, Teriyon 1-minus 2.

INTERCEPTIONS: Tulsa-THOMAS, Kerwin 1-14. New Mexico-None.

FUMBLES: Tulsa-LOUIE, Bishop 1-1. New Mexico-CHESTNUT, Daryl 1-0; GIPSON, Teriyon 1-1.

Tulsa (2-0) vs. New Mexico (1-1)
Date: Sep 12, 2015 • Site: Albuquerque, N.M. • Stadium: University Stadium
Attendance: 24167

Kickoff time: 6:04 pm • End of Game: 9:18 • Total elapsed time: 3:14
Officials: Referee: Todd LaPenta; Umpire: Jeffrey Akers; Linesman: Jeremy McCurley;
Line Judge: Charles Twiddy; Back Judge: Mike Griffith; Field Judge: Rick Santilli;
Side Judge: Ben Vasconcelis; Center Judge: Terry Killens;
Temperature: 91 • Wind: none • Weather: Perfect