

THE UNIVERSITY OF NEW MEXICO MEN'S SOCCER

2018 MEN'S SOCCER NOTES | WEEK 5 - UNM AT FLORIDA ATLANTIC



@UNMLoboMSoccer

www.GoLobos.com

#GoLobos

Daniel Gallegos, Assistant Director of Athletic Communications | Email: dmgallegos@unm.edu | Cell: 501-442-2930

2018 SCHEDULE

Date	Opponent	Time/Score
8.13	West Texas A&M (Exh.)	W, 5-2
8.15	at Denver (Exh.)	T, 2-2
8.18	at Air Force (Exh.)	T, 1-1
8.24	#22 Seattle	W, 4-2
8.27	#24 Washington	L, 0-2
8.31	at CSUN	L, 0-1
9.2	at #30 Cal State Fullerton	W, 5-1
9.7	at Tulsa	L, 1-2 (2OT)
9.11	UC Santa Barbara	L, 1-2
9.15	(RV) Old Dominion*	L, 1-2
9.22	at Florida Atlantic*	5 p.m.
9.26	Saint Mary's	7 p.m.
9.29	Florida International*	11 a.m.
10.2	Loyola Marymount	7 p.m.
10.6	at UAB*	6 p.m.
10.13	South Carolina*	6 p.m.
10.21	at Kentucky*	11 a.m.
10.27	Marshall*	7 p.m.
11.3	at Charlotte*	5 p.m.

Conference USA Tournament (at Charlotte)

11.7	Quarterfinals	TBA
11.9	Semifinals	TBA
11.11	Finals	TBA

Bold denotes home games
 *denotes Conference USA game
italics denote tournament
 All times listed are Mountain Time
 Game times are subject to change

All home and conference matches will be streamed online, for free, through the MW Network, which can also be accessed through GoLobos.com.

You can follow the live stats on your computer or your mobile device for UNM Men's Soccer and all other Lobo teams by visiting the team schedule on GoLobos.com.

NEW MEXICO

LOBOS



Record: 2-5-0 (0-1-0 C-USA)
Conference: Conference USA
Head Coach: Jeremy Fishbein (17th Season)
Record at UNM: 209-84-40
Career Record: 304-144-50 (26th Season)

FLORIDA ATLANTIC

OWLS



Record: 2-3-0 (0-0-0 C-USA)
Conference: Conference USA
Head Coach: Joey Worthen (2nd Season)
Record at Florida Atlantic: 4-17-0
Career Record: Same

Media Information

New Mexico at Florida Atlantic

Location: Boca Raton, Fla.
Date: Saturday, Sept. 22, 2018
Time: 5 p.m. (MT)
Live Stats: See GoLobos.com MSOC schedule
Match Updates: Follow @UNMLoboMSoccer

Notes last updated 9/18



SERIES RECORD

US. FLORIDA ATLANTIC

Series Record: 4-1-0
When Florida Atlantic is Ranked: 0-0-0
In Overtime: 0-1-0

Last Meeting: The Lobos came away victorious the last time they took to the pitch with Florida Atlantic. That game was a 3-1 win in Albuquerque in the early part of October. The win improved the Lobos to 7-3-1 overall and 2-1-1 in Conference USA. Meanwhile, the Owls fell to 1-8-0 overall and 1-4-0 in C-USA play.

Three different Lobos scored in the game with Matthew Constant, Aaron Herrera, and Devin Boyce each finding the back of the net.

2018 C-USA STANDINGS

As of September 17, 2018

School	Conf.	Conf. %	Overall	Overall %
Old Dominion	2-0	1.000	4-1-1	.750
FIU	2-0	1.000	2-4	.333
Kentucky	1-0	1.000	4-0-1	.900
Florida Atlantic	1-0	1.000	2-3	.400
Charlotte	0-1	.000	3-1	.750
Marshall	0-1	.000	2-3-1	.417
New Mexico	0-1	.000	2-5	.286
South Carolina	0-1	.000	1-4	.200
UAB	0-2	.000	1-5	.167

BY THE NUMBERS

2018 Updated Statistics (thru 9-17-18)

Statistic	All Matches (CUSA Rank)
Assists:	1.71 per game (2nd)
Fouls:	9.86 per game (2nd)
Points:	5.14 per game (2nd)
Save Pct:739 (4th)
Saves:	4.86 per game (2nd)
Shots:	10.71 per game (8th)
Shots on Goal:	4.86 per game (6th)
Shutout Pct:000 (6th)
Team Goals Against	1.667 avg (7th)
Assists:	12 total (1st)
Goals:	12 total (1st)
Points:	36 total (1st)
W-L-T Pct:286 (7th)
Yellow Cards:	12 (2nd)

RECORD WHEN ...

New Mexico's Record When ...

At home	1-3-0
On the road	1-2-0
At neutral sites	0-0-0
Vs. Ranked opponents	2-2-0
In the C-USA	0-1-0
In non-conference games (regular season)	2-4-0
In overtime games	0-1-0
When scoring first	2-1-0
When opponent scores first	0-4-0
When leading in shots	0-1-0
When trailing in shots	1-4-0
When tied in shots	1-0-0
When leading in corner kicks	0-4-0
When trailing in corner kicks	0-1-0
When tied in corner kicks	2-0-0
With more fouls	2-2-0
With fewer fouls	0-2-0
When tied in fouls	0-1-0
When scoring one goal	0-3-0
When scoring two goals	0-0-0
When scoring three or more goals	2-0-0
In August	1-2-0
In September	1-3-0
In October	0-0-0
In November	0-0-0

C-USA ATTENDANCE

2018 Updated Attendance

Place	School	Avg Home Attendance
1.	South Carolina	4,312
2.	Kentucky	1,546
3.	New Mexico	1,297
4.	Charlotte	1,234
5.	UAB	609
6.	Marshall	533
7.	FIU	501
8.	Old Dominion	475
9.	Florida Atlantic	244

NEW MEXICO MATCH NOTES



SCOUTING FLORIDA ATLANTIC

A year removed from a 2-14-0 campaign, the Florida Atlantic Owls have already matched their win total from last year as they enter play this weekend at 2-3-0 on the season. Both of their wins have come in shutout fashion, each 1-0 decisions.

STAT COMPARISON UNM vs. Florida Atlantic

Total Points:	NM - 36	FAU - 10
Total Goals:	NM - 12	FAU - 3
Total Assists:	NM - 12	FAU - 4
Goals Per Game:	NM - 1.71	FAU - 0.60
Goals Allowed:	NM - 12	FAU - 11
Goal Allowed Avg:	NM - 1.71	FAU - 2.20
Total Saves:	NM - 34	FAU - 28
Save Percentage:	NM - .739	FAU - .769
Shutouts:	NM - 0	FAU - 2
Shutout Percentage:	NM - .000	FAU - .400

LOBOS PUSH FORWARD IN CONFERENCE PLAY

After falling 2-1 in the conference opener versus (RV) Old Dominion, the Lobos rally on. Next up on the conference list is Florida Atlantic. The Lobos lead the series against FAU 3-0-0. FAU this season is currently 2-3-0 in their season.

SCHEDULE FULL OF RANKED TEAMS

Four of UNM's first five matchups of the season have been against ranked squads at the time of the game including No. 22 Seattle, No. 24 Washington, No. 30 Cal State Fullerton and No. 23 Tulsa. Half of those ranked matchups came at home with the Lobos hosting Seattle and Washington in consecutive games. UNM went 1-1 against those opponents and is also 1-1 against ranked teams on the road.

In their victories against Seattle and Cal State Fullerton, the Lobos scored a combined nine goals with five coming against Cal State Fullerton.

CSUN was also ranked at one point this season, making the first five squads the Lobos have taken on, be top-30 teams in 2018. Another opponent may join those ranks as Old Dominion enters the game on Saturday night receiving votes in the latest United Soccer Coaches Top-25 poll.

OFFENSE ON FIRE - LEADING C-USA

In the first seven games, the Lobos have racked up 36 points on 12 goals with 12 assists to lead C-USA in all three categories. Individually, **TOM SMART** leads the C-USA in assists, racking up five thus far. He has also registered an assist in the last three games.

SCORES GALORE!

Last season, the Lobos scored 25 goals all season. With 12 goals in seven games, UNM is just one goal away from being halfway past that mark. Only four players scored three goals or more in 2017, but this 2018 squad features two players with at least three goals and another two that are a goal shy of the mark. Freshman **OMAR GREY** currently leads the team with five goals, followed by sophomore **MATT PUIG** with three. Senior **ANTOINE VIAL** and sophomore **NICK TAYLOR** have registered the remainder of the goals with two apiece.

NEW MEXICO MATCH NOTES

FRESHMAN PHENOM

Freshman midfielder **OMAR GREY** has gotten his collegiate career off to a resounding start. The Seattle, Wash. native has not started a game yet for UNM, but has played in all seven games thus far. Despite not being a starter, Grey has come off the bench and sparked the Lobos' offense as he currently leads the team with five goals. Four of those have come in consecutive games.

TWO PROTECTING ONE

Redshirt-junior **FORD PARKER** and true freshman **ALEX FETTERLY** have both seen time in goal for the Lobos this season with Parker getting the lion's share of the work thus far. Parker started the first six games and registered 25 saves for a .714 save percentage in 552:27 minutes. Fetterly got the start in the most recent game and has saved 78% of shots on goal he has faced.

5 OR MORE

The last time the Lobo scored five goals or more in a single game prior to the 5-1 win over Cal State Fullerton came on Oct. 1, 2014 when the then No. 15 Lobos topped West Virginia 6-1.

3 IS THE MAGIC NUMBER

In Coach Fishbein's tenure, the Lobos are 80-1-0 when scoring three goals or more in a match, which UNM has done twice so far this season.

TAYLOR EMERGES

Sophomore **NICK TAYLOR** scored twice all season in 2017 in 12 games and 354 minutes. In UNM's 5-1 victory over No. 30 Cal State Fullerton on September 2, Taylor scored twice, including the first goal of the game to give UNM the advantage.

PUIG RETURNS HOME

A native of Edmond, Okla., **MATT PUIG** had a homecoming as the Lobos traveled to Tulsa on September 7 to take on the Golden Hurricanes. Not only is Puig from the area, he also played for Tulsa last season before transferring to UNM. In the game, Puig registered a pair of shots with one coming on goal.

NATIONAL STATS

The Lobos are ranked among the top in the nation this season. Below are some of the highlights:

TEAM

31st.....Total Points (36)
32ndTotal Goals (12)
33rdTotal Assists (12)

INDIVIDUAL

7th Tom SmartTotal Assists (5)
15th Tom SmartAssists/Game (0.71)
18th Matt PuigGame-Winning Goals (2)
23rd Omar GreyTotal Goals (5)
28th Omar GreyTotal Points (11)

EARLY RANKED OPPONENT TRADITION

COACH FISHBEIN'S Lobos have a habit of starting off the season with a strong, nationally-ranked test. Including 2018, the Lobos have faced a nationally-ranked opponent within their first three games in the last seven seasons. Last season, the Lobos entered the season ranked No. 20 in the nation and fell 2-1 to then-No. 11 Washington. In 2016, UNM took on No. 15 Indiana (L, 1-0) and No. 9 Notre Dame (L, 1-0). UNM fell by just one (1-0) in the 2015 season opener at No. 1 UCLA, tied No. 18 San Diego 2-2 and then claimed a 2-1 victory over No. 13 UCSB at home.

LOBOS & AWARDS

Preseason

C-USA Preseason Team.....Tom Smart (UNM)

2018 C-USA Players of the Week

Week 1 | 8/27

Offense: Matt Puig (UNM)

Defense: Callum Montgomery (Charlotte)

Week 2 | 9/3

Offense:JJ Williams (Kentucky)

Defense:Amie Mabika (Kentucky)

Week 3 | 9/10

Offense:JJ Williams (Kentucky)

Defense:Ryan McLaughlin (ODU)

Week 4 | 9/17

Offense: Joris Ahlinvi (FIU)

Max Wilschrey (ODU)

Defense: Callum Montgomery (Charlotte)

NATIONAL POLLS

United Soccer Coaches Top-25 Poll

Week 4 - September 18, 2018

Rk	Team	Points	Prev.	Record
1	Wake Forest (24)	694	1	7-0-0
2	Indiana (2)	673	2	6-1-0
3	North Carolina (2)	638	3	5-1-0
4	Denver	607	5	6-0-1
5	Michigan State	587	4	5-0-2
6	Louisville	551	7	4-1-0
7	Kentucky	543	6	4-0-1
8	Notre Dame	422	8	3-1-1
9	Duke	408	10	3-1-0
10	Air Force	384	23	7-1-0
11	UNC-Wilmington	356	14	5-1-0
12	Creighton University	345	25	4-1-1
13	UC-Davis	297	17	5-0-2
14	Virginia Tech	256	16	4-1-2
15	Portland	246	20	5-0-2
16	Washington	220	9	5-2-0
17	Saint Mary's	207	RV	7-0-0
18	NC State	197	18	5-1-0
19	UMass-Lowell	188	15	5-1-2
20	Old Dominion	176	RV	4-1-1
21	Michigan	156	RV	5-1-1
22	Virginia	135	19	2-0-2
23	UCLA	122	11	4-2-0
24	Coastal Carolina	113	21	3-1-0
25	Fordham	104	12	3-0-2

Also receiving votes: Stanford (96), Central Florida (92), **CSU-Northridge (82)**, Colgate (51), UIC (44), Xavier (27), New Hampshire (26), Rhode Island (13), Vermont (12), Clemson (9), **Charlotte (6)**, Connecticut (5), Villanova (5), California (3), Bradley (2), San Francisco (2)

College Soccer News Top-30 Poll

Week 3 - September 16, 2018

Rk	Team	Record	Prev.
1	Wake Forest	7-0-0	1
2	Indiana	6-1-0	2
3	North Carolina	5-1-0	3
4	Stanford	3-0-3	4
5	Denver	6-0-1	6
6	Michigan State	5-0-2	5
7	Louisville	4-1-0	10
8	Kentucky	4-0-1	14
9	Fordham	3-0-2	9
10	Duke	3-1-0	11
11	Portland	5-0-2	19
12	Notre Dame	3-1-1	12
13	Air Force	7-1-0	16
14	Virginia	2-0-2	13
15	Washington	5-2-0	7
16	N.C. State	5-1-0	17
17	Michigan	5-1-0	20
18	Colgate	4-1-2	18
19	Virginia Tech	4-1-2	21
20	Xavier	3-0-3	RV
21	UCLA	4-2-0	15
22	Coastal Carolina	3-1-0	22
23	New Hampshire	5-1-1	24
24	UC Davis	5-0-2	25
25	UNCW	5-1-0	26
26	UIC	6-1-0	RV
27	Saint Mary's	7-0-0	NR
28	Creighton	4-1-1	NR
29	CSUN	6-2-0	RV
30	UMass-Lowell	5-1-2	27
30	Rhode Island	5-0-0	30

Others Receiving Votes: UCF, Georgetown, Clemson, Boston College, Villanova, California, Bradley, Vermont, **Old Dominion**, **Charlotte**, Maryland, High Point, Oregon State, Saint Louis, SIUE, **UC Santa Barbara**

* 2018 Opponents in **BOLD**

NEW MEXICO MATCH NOTES

PRO CONTRACTS MEAN PLAYERS STEP UP

Several significant players from last year's squad have graduated or advanced to the professional level leaving last season's underclassmen and redshirts to step up. Players that departed for professional contracts include goalkeeper **JASON BEAULIEU** (Montreal Impact MLS), **AARON HERRERA** (Real Salt Lake MLS), **SAM GLEADLE** (Reno 1868 FC USL) and **ALEX VEDAMANIKAM** (Eintracht Braunschweig of the Second Bundesliga).

While we're on the topic of professional contracts - former Lobo **CHRIS WEHAN** received USL Rookie of the Year honors last season as a member of Reno 1868 FC and has now signed with the San Jose Earthquakes (MLS). Speaking of former Lobos, Wehan's classmate **NIKO HANSEN** is still with the Columbus Crew SC (MLS).

PRESEASON HONORS

While the Lobos might have lost some significant starters last year to graduation and professional contracts, there are still some stellar returners set to take to the pitch in the Cherry and Silver this season. Redshirt-junior and 2018 co-captain **TOM SMART** was named to the Conference USA Preseason Team on August 5.

Smart was named to the C-USA Second Team last season for his extraordinary defensive efforts.

LOBO SOCCER: A MILE HIGH AND LOUDER THAN ...

The UNM Soccer Complex has a reputation as one of the nation's toughest venues to play in. In addition to being "a mile high and louder than...", New Mexico has turned Albuquerque into one of the hottest tickets in college soccer. The Lobos have ranked in the top 25 in attendance nationally every season since the NCAA began keeping those statistics in 2001.

EXCELLING OFF THE PITCH

Lobo Soccer has a rich tradition of academic success. During the **FISHBEIN** era (2002 to present), UNM has had 22 Academic All-Americans - more than any other men's soccer program in the country among all divisions. In addition, the Lobos have garnered 95 Academic All-Conference honorees and 20 NSCAA Scholar All-Americans under Fishbein's tutelage. As a team, the Lobos have earned the NSCAA Academic Team Award in 13 of the last 14 seasons - Soon to be 14 of the last 15 when the new awards are released.

INTERNATIONAL PRIDE

While the diversity of the team roster is obvious, many Lobos have some serious international credentials. Eight have represented their country in top-level international competition: **BILLY JONES** (captained New Zealand U17 in select World Cup qualifying matches), **AARON SCOTT** (U15, U16, U17 Scottish National Team), **TOM SMART** (Northern Ireland U19, U20), **GLADEMIR MENDOZA** (United States U20), **OMAR GREY** (Jamaica U17), **MALIEK HOWELL** (Jamaica U17, U20) and **ALEX FETTERLY** (United States U18).

THE 2018 NEW MEXICO LOBOS

NO.	NAME	POS	HT.	WT.	YEAR	HOMETOWN (LAST TEAM)
0	Alex Fetterly	GK	6-4	180	Fr.	The Woodlands, Texas (Houston Dynamo USSDA)
1	Ford Parker	GK	6-2	170	R-Jr.	Albuquerque, N.M. (Rio Rapids '97/Sandia)
2	Tom Smart	D	5-9	165	R-Jr.	Birmingham, England (West Bromwich Albion U21)
3	Nick Barreiro	D	5-10	158	So.	El Paso, Texas (Real Salt Lake U18/Franklin)
4	Glademir Mendoza	D	5-11	145	Fr.	Phoenix, Ariz. (Real Salt Lake/Real Salt Lake Academy)
5	Matt Dorsey	MF	6-4	190	R-Sr.	Spring, Texas (Houston Dynamo Acad./Klein Collins)
6	Aaron Scott	MF	5-10	160	Jr.	Edinburgh, Scotland (Heart of Midlothian FC/Hibernian FC)
7	Grayson Dupont	MF	5-8	150	R-So.	Birmingham, Ala. (Montverde Academy)
9	Matt Puig	F	6-2	175	So.	Edmond, Okla. (Tulsa/Deer Creek)
11	Simon Spangenberg	MF	5-10	160	Sr.	Brussels, Belgium (Waasland-Beveren)
13	Elijah White	MF	5-10	170	Fr.	Portland, Ore. (Westside Timbers/Metros/FC Portland Sunset)
14	Antoine Vial	MF	5-10	150	Sr.	Sète, France (Drury University/MHSC Academy)
15	Billy Jones	MF	6-3	170	R-So.	Auckland, New Zealand (Onehunga Sports/Mount Albert Grammar)
16	Bailey Letherman	MF	5-10	145	R-Fr.	Sammamish, Wash. (Crossfire Premier Eastlake)
17	Nick Williams	D/MF	5-11	165	Fr.	Albuquerque, N.M. (Rio Rapids SC 00s/Albuquerque Acad.)
18	Nick Taylor	F	5-10	155	So.	Coppell, Texas (Dallas Texans Red U99/Coppell)
19	Peter Chang	F	5-10	155	Fr.	Parker, Colo. (Real Colorado USSDA Legend)
20	Erik Virgen	MF	5-9	150	Fr.	Sandy, Utah (Real Salt Lake/Real Salt Lake Academy)
21	Omar Grey	MF	6-0	164	Fr.	Seattle, Wash. (Crossfire Academy/Cleveland)
22	Maliek Howell	D	6-1		Fr.	Kingston, Jamaica (Jamaica College)
23	Miguel Maynez Jr.	F/MF	5-11	135	Fr.	El Paso, Texas (FC Dallas Lone Star/Eldorado)
24	Michael Sprauer	MF	6-1	145	R-Fr.	Albuquerque, N.M. (Rio Rapids SC/Eldorado)
25	Ben Shepherd	MF	5-9	150	Fr.	Highlands Ranch, Colo. (Real Colorado USSDA/Solar SC)
26	Shamach Broussard	MF	5-8		R-Fr.	Albuquerque, N.M. (Elite 99/Sandia)
27	Julian Garcia	F	5-11	170	Fr.	Albuquerque, N.M. (St. Pius X)
28	Carlos Gutierrez	F/MF	5-8	146	Fr.	Albuquerque, N.M. (Elite FC 99s, Rio 00s/Albuquerque)
30	Anthony Muñoz	GK	6-0	145	Fr.	Albuquerque, N.M. (La Cueva)

Coaching Staff

Head Coach:	Jeremy Fishbein (UC Santa Barbara, 1989 - 17th season at UNM)
Associate Head Coach:	Mike Graczyk (5th season)
Assistant Coach:	Kelly Altman (2nd Season)
Assistant Coach:	Lucas Champenois (3rd season)
Athletic Trainer:	Joe Sorce (1st season)

BY CLASS

(27 Total)

Seniors (3): Matt Dorsey, Simon Spangenberg, Antoine Vial

Juniors (3): Tom Smart, Aaron Scott, Ford Parker

Sophomores (5): Grayson Dupont, Nick Barreiro, Matt Puig, Nick Taylor, Billy Jones

Freshmen (16): Alex Fetterly, Glademir Mendoza, Elijah White, Michael Sprauer, Shamach Broussard, Bailey Letherman, Nick Williams, Peter Chang, Erik Virgen, Omar Grey, Maliek Howell, Miguel Maynez Jr., Ben Shepherd, Julian Garcia, Carlos Gutierrez, Anthony Muñoz

BY STATE/COUNTRY

(27 Total)

New Mexico (7): Michael Sprauer, Shamach Broussard, Ford Parker, Nick Williams, Julian Garcia, Carlos Gutierrez, Anthony Muñoz

Texas (5): Matt Dorsey, Nick Barreiro, Nick Taylor, Alex Fetterly, Miguel Maynez Jr.

Washington (2): Bailey Letherman, Omar Grey

Colorado (2): Peter Chang, Ben Shepherd

Alabama (1): Grayson Dupont

Arizona (1): Glademir Mendoza

Oregon (1): Elijah White

Utah (1): Erik Virgen

Oklahoma (1): Matt Puig

Belgium (1): Simon Spangenberg

England (1): Tom Smart

France (1): Antoine Vial

Jamaica (1): Maliek Howell

New Zealand (1): Billy Jones

Scotland (1): Aaron Scott

PRONUNCIATIONS

No.	Name	Pronunciation
9	Matt PUIG	Pweeg
11	Simon SPANGENBERG ...	SPANG-en-berg
14	ANTOINE VIAL	ANN-twan VEE-all
16	Nick BARREIRO	Buh-RARE-oh
22	MALIEK Howell	Muh-LEEK
26	SHAMACH Broussard.....	shuh-MOCK
	Mike GRACZYK	GRAZE-ack
	Lucas CHAMPENOIS	shamp-en-WAH

2018 NEW MEXICO LOBOS RADIO/TV ROSTER



0 ALEX FETTERLY
GK | 6-4 | Fr.
THE WOODLANDS, TEXAS



1 FORD PARKER
GK | 6-2 | R-Jr.
ALBUQUERQUE, N.M.



2 TOM SMART
D | 5-9 | R-Jr.
BIRMINGHAM, ENGLAND



3 NICK BARREIRO
D | 5-10 | So.
EL PASO, TEXAS



4 GLADEMIR MENDOZA
D | 5-11 | Fr.
PHOENIX, ARIZ.



5 MATT DORSEY
MF | 6-4 | R-Sr.
SPRING, TEXAS



6 AARON SCOTT
MF | 5-10 | Jr.
EDINBURGH, SCOTLAND



7 GRAYSON DUPONT
MF | 5-7 | R-So.
BIRMINGHAM, ALA.



9 MATT PUIG
F | 6-2 | So.
EDMOND, OKLA.



11 SIMON SPANGENBERG
MF | 5-10 | Sr.
BRUSSELS, BELGIUM



13 ELIJAH WHITE
MF | 5-10 | Fr.
PORTLAND, ORE.



14 ANTOINE VIAL
MF | 5-10 | Sr.
SÈTE, FRANCE



15 BILLY JONES
MF | 6-3 | R-So.
AUCKLAND, NEW ZEALAND



16 BAILEY LETHERMAN
MF | 5-10 | R-Fr.
SAMMAMISH, WASH.



17 NICK WILLIAMS
D/MF | 5-11 | Fr.
ALBUQUERQUE, N.M.



18 NICK TAYLOR
F | 5-10 | So.
COPELL, TEXAS



19 PETER CHANG
F | 5-10 | Fr.
PARKER, COLO.



20 ERIK VIRGEN
MF | 5-9 | Fr.
SANDY, UTAH



21 OMAR GREY
MF | 6-0 | Fr.
SEATTLE, WASH.



22 MALIEK HOWELL
D | 6-1 | Fr.
KINGSTON, JAMAICA



23 MIGUEL MAYNEZ JR.
F/MF | 5-11 | Fr.
EL PASO, TEXAS



24 MICHAEL SPRAUER
MF | 6-1 | R-Fr.
ALBUQUERQUE, N.M.



25 BEN SHEPHERD
MF | 5-9 | Fr.
HIGHLANDS RANCH, COLO.




26 SHAMACH BRUSSARD
MF | 5-8 | R-Fr.
ALBUQUERQUE, N.M.




27 JULIAN GARCIA
F | 5-11 | Fr.
ALBUQUERQUE, N.M.



28 CARLOS GUTIERREZ
F/MF | 5-8 | Fr.
ALBUQUERQUE, N.M.



30 ANTHONY MUÑOZ
GK | 6-0 | Fr.
ALBUQUERQUE, N.M.



JEREMY FISHBEIN
HEAD COACH



MIKE GRACZYK
ASSOCIATE HEAD COACH



KELLY ALTMAN
ASSISTANT COACH




LUCAS CHAMPENOIS
ASSISTANT COACH



JOE SORCE
ATHLETIC TRAINER

HEAD COACH JEREMY FISHBEIN



JEREMY FISHBEIN

Head Coach - 17th Season

2018 Season: 2-5-0

Career at UNM: 209-84-40

- New Mexico's all-time winningest coach
- Coached 12 All-Americans & 3 Freshman All-Americans
- Guided 22 Lobos to Academic All-American honors
- Led the Lobos to the National Championship Finals in 2005 and the College Cup in 2013

COACHING EXPERIENCE

Head Coach:

2002-Present - New Mexico (209-84-40)
 1999-2000 - Incarnate Word (Texas) (21-13-3)
 1992-98 - Fort Lewis College (Colo.) (74-47-7)

Associate Head Coach:

2001 - New Mexico

Overall record (26 years): 304-144-50 (.665)

Overall conference record: 151-56-20 (.712)

THE FISHBEIN ERA

- Eleven NCAA Tournament appearances in 15 seasons
- Nine regular-season conference championships with four tournament championships.
- Five-time Conference Coach of the Year (2002, 2005, 2006, 2011, 2013)
- NSCAA Far-West Region Coach of the Year in 2005 & 2011.
- 2004 Soccer America National Coach of the Year
- City of Albuquerque Coach of the Year in 2011
- Posted a career conference mark of 76-16-9 (.797) in the MPSF

NEW MEXICO HISTORY

Season	Record	Conference	NCAA Postseason
2002	18-4-0	5-1-0	Second Round
2003	8-9-3	4-2-0	N/A
2004	17-1-2	10-1-1	Sweet 16
2005	18-2-3	7-1-2	NCAA Finals
2006	14-4-3	8-1-1	Second Round
2007	12-5-2	7-1-2	First Round
2008	11-6-2	7-3-0	N/A
2009	12-7-1	5-2-0	First Round
2010	9-6-5	5-2-3	First Round
2011	18-0-4	10-0-0	Sweet 16
2012	17-4-1	8-2-0	Sweet 16
2013	14-6-2	7-1-1	Final Four
2014	11-6-1	4-4-0	N/A
2015	8-6-4	2-4-2	N/A
2016	12-7-3	4-3-1	Second Round
2017	8-6-4	3-3-2	N/A
2018	2-5-0	0-1-0	TBD

FISHBEIN AT NEW MEXICO

Overall Record	209-84-40
At UNM Soccer Complex	122-25-17
On The Road	65-45-18
At Neutral Sites	23-14-5
Conference Record	96-31-16
Home Conference Record	57-10-6
Road Conference Record	39-21-10
Score 3+ Goals	80-1-0
Allow 3+ Goals	1-15-0
Matches Decided By 1	28-64-0
Matches Decided By 2	48-12-0
In Overtime	34-17-40
When UNM Scores First	173-15-22
When Opponent Scores First	36-69-13
Leading At The Half	112-6-13
Trailing At The Half	14-37-4
Tied At The Half	82-39-22
Outshoots Opponent	166-37-20
Outshot By Opponent	31-41-16
Shots Are Tied	12-6-4

2018 UPDATED STATISTICS

2018 New Mexico Men's Soccer New Mexico Combined Team Statistics (as of Sep 15, 2018) All games

RECORD:	OVERALL	HOME	AWAY	NEUTRAL
ALL GAMES	2-5	1-3	1-2	0-0
CONFERENCE	0-1	0-1	0-0	0-0
NON-CONFERENCE	2-4	1-2	1-2	0-0

Date	Opponent	Score	Att.
Aug 24	#22 SEATTLE	w 4-2	1837
Aug 27	#24 WASHINGTON	L 0-2	1088
Aug 31	at CSUN	L 0-1	438
Sep 02	at CSF	w 5-1	441
Sep 07	at Tulsa	Lo2 1-2	301
Sep 11	UCSB	L 1-2	773
* Sep 15	OLD DOMINION	L 1-2	1490

TEAM STATISTICS	NM	OPP
SHOT STATISTICS		
Goals-Shot attempts	12-75	12-96
Goals scored per game	1.71	1.71
Shot pct.	.160	.125
Shots on goal-Attempts	34-75	46-96
SOG pct.	.453	.479
Shots/Game	10.7	13.7
GOAL BREAKDOWN		
Penalty	0	0
Unassisted	1	2
Overtime	0	1
CORNER KICKS		
Goals off corners	0	1
PENALTY KICKS		
Goals	0-0	0-0
OFFSIDES		
Goals	10	14
PENALTIES		
Fouls	69	72
Yellow cards	12	9
Red cards	0	1
ATTENDANCE		
Total	5188	1180
Dates/Avg Per Date	4/1297	3/393
Neutral Site #/Avg	0/0	

#	Player	gp	g	a	pts	sh	sh%	sog	sog%	gw	pk-att
21	GREY, Omar	7	5	1	11	16	.312	8	.500	0	0-0
9	PUIG, Matt	7	3	3	9	11	.273	6	.545	2	0-0
14	VIAL, Antoine	7	2	1	5	12	.167	6	.500	0	0-0
2	SMART, Tom	7	0	5	5	1	.000	1	1.000	0	0-0
18	TAYLOR, Nick	7	2	0	4	16	.125	5	.312	0	0-0
6	SCOTT, Aaron	7	0	1	1	4	.000	3	.750	0	0-0
3	BARREIRO, Nick	7	0	1	1	1	.000	1	1.000	0	0-0
11	SPANGENBERG, Simo	7	0	0	0	7	.000	1	.143	0	0-0
15	JONES, Billy	7	0	0	0	3	.000	2	.667	0	0-0
20	VIRGEN, Erik	7	0	0	0	2	.000	0	.000	0	0-0
16	LEATHERMAN, Bailey	7	0	0	0	1	.000	0	.000	0	0-0
5	DORSEY, Matt	7	0	0	0	1	.000	1	1.000	0	0-0
26	BROUSSARD, Shamac	1	0	0	0	0	.000	0	.000	0	0-0
24	SPRAUER, Michael	1	0	0	0	0	.000	0	.000	0	0-0
23	MAYNEZ JR, Miguel	3	0	0	0	0	.000	0	.000	0	0-0
22	HOWELL, Maliek	1	0	0	0	0	.000	0	.000	0	0-0
19	CHANG, Peter	1	0	0	0	0	.000	0	.000	0	0-0
13	WHITE, Elijah	3	0	0	0	0	.000	0	.000	0	0-0
7	DUPONT, Grayson	5	0	0	0	0	.000	0	.000	0	0-0
4	MENDOZA, Glademir	1	0	0	0	0	.000	0	.000	0	0-0
1	PARKER, Ford	6	0	0	0	0	.000	0	.000	0	0-0
0	FETTERLY, Alex	2	0	0	0	0	.000	0	.000	0	0-0
Total		7	12	12	36	75	.160	34	.453	2	0-0
Opponents		7	12	13	37	96	.125	46	.479	5	0-0

#	Goalie	GP	Min.	GA	GAAvg	Saves	Pct	W-L-T	Sho
1	PARKER, Ford	6	552:27	10	1.63	25	.714	2-4-0	0/0
0	FETTERLY, Alex	2	95:22	2	1.89	7	.778	0-1-0	0/0
Total		7	647:49	12	1.67	34	.739	2-5-0	0
Opponents		7	647:49	12	1.67	22	.647	5-2-0	2

Goals by Period	1st	2nd	OT	OT2	Total
New Mexico	5	7	0	0	12
Opponents	5	6	0	1	12

Shots by Period	1st	2nd	OT	OT2	Total
New Mexico	29	44	2	0	75
Opponents	42	49	3	2	96

Saves by Period	1st	2nd	OT	OT2	Total
New Mexico	13	18	2	1	34
Opponents	8	14	0	0	22

Corners by Period	1st	2nd	OT	OT2	Total
New Mexico	10	19	0	1	30
Opponents	7	14	3	0	24

Fouls by Period	1st	2nd	OT	OT2	Total
New Mexico	29	37	1	2	69
Opponents	35	35	2	0	72

2018 CONFERENCE USA STATISTICS

2017 New Mexico Men's Soccer New Mexico Combined Team Statistics (as of Aug 23, 2018) Conference games

RECORD:	OVERALL	HOME	AWAY	NEUTRAL
ALL GAMES	3-3-2	2-1-1	1-2-1	0-0
CONFERENCE	3-3-2	2-1-1	1-2-1	0-0
NON-CONFERENCE	0-0	0-0	0-0	0-0

Date	Opponent	Score	Att.	#	Player	gp	g	a	pts	sh	sh%	sog	sog%	gw	pk-att
* Sep 16	#13 KENTUCKY	L 0-1	1263	22	HERRERA, Aaron	8	2	1	5	21	.095	7	.333	1	1-1
* Sep 22	at South Carolina	To2 2-2	2847	23	GLEADLE, Sam	6	2	0	4	9	.222	5	.556	1	0-0
* Sep 30	at Marshall	w 2-1	345	10	BOYCE, Devin	8	1	2	4	17	.059	7	.412	0	0-0
* Oct 07	FLORIDA ATLANTIC	w 3-1	1264	11	SPANGENBERG, Simo	8	1	1	3	13	.077	6	.462	0	0-0
* Oct 14	UAB	w 2-0	1224	14	VIAL, Antoine	7	1	0	2	10	.100	4	.400	0	0-0
* Oct 21	at #11 FIU	L 0-4	380	19	CONSTANT, Matthew	8	1	0	2	7	.143	1	.143	0	0-0
* Oct 28	CHARLOTTE	To2 0-0	846	5	DORSEY, Matt	7	0	1	1	2	.000	1	.500	0	0-0
* Nov 03	at Old Dominion	L 0-1	620	20	DELMONTE, Wedner	8	0	0	0	7	.000	0	.000	0	0-0

TEAM STATISTICS

	NM	OPP
SHOT STATISTICS		
Goals-Shot attempts	9-112	10-107
Goals scored per game	1.12	1.25
Shot pct.	.080	.093
Shots on goal-Attempts	45-112	45-107
SOG pct.	.402	.421
Shots/Game	14.0	13.4
GOAL BREAKDOWN		
Penalty	1	2
Unassisted	4	3
Overtime	0	0
CORNER KICKS	49	28
Goals off corners	0	0
PENALTY KICKS	1-1	2-2
PENALTIES		
Fouls	81	90
Yellow cards	8	9
Red cards	0	0
ATTENDANCE		
Total	4597	4192
Dates/Avg Per Date	4/1149	4/1048
Neutral Site #/Avg	0/0	

2	SMART, Tom	7	0	0	0	5	.000	2	.400	0	0-0
18	TAYLOR, Nick	5	0	0	0	4	.000	3	.750	0	0-0
15	JONSSON, Ingi	5	0	0	0	4	.000	4	1.000	0	0-0
9	LAWRENCE, Luke	7	0	0	0	4	.000	2	.500	0	0-0
6	SCOTT, Aaron	8	0	0	0	3	.000	1	.333	0	0-0
21	JONES, Billy	7	0	0	0	2	.000	0	.000	0	0-0
17	VEDAMANIKAM, Alex	6	0	0	0	2	.000	1	.500	0	0-0
16	BARREIRO, Nick	6	0	0	0	1	.000	0	.000	0	0-0
7	DUPONT, Grayson	2	0	0	0	1	.000	0	.000	0	0-0
24	SPRAUER, Michael	1	0	0	0	0	.000	0	.000	0	0-0
4	BUSHEY, Noah	4	0	0	0	0	.000	0	.000	0	0-0
3	SELIGMAN, Lucas	1	0	0	0	0	.000	0	.000	0	0-0
Total		8	9	5	23	112	.080	45	.402	3	1-1
Opponents		8	10	8	28	107	.093	45	.421	3	2-2

#	Goalie	GP	Min.	GA	GAAvg	Saves	Pct	W-L-T	Sho
1	BEAULIEU, Jason	8	760:00	10	1.18	34	.773	3-3-2	2/0
Total		8	760:00	10	1.18	35	.778	3-3-2	2
Opponents		8	760:00	9	1.07	36	.800	3-3-2	4

Goals by Period	1st	2nd	OT	OT2	Total
New Mexico	1	8	0	0	9
Opponents	3	7	0	0	10

Shots by Period	1st	2nd	OT	OT2	Total
New Mexico	48	58	4	2	112
Opponents	43	59	3	2	107

Saves by Period	1st	2nd	OT	OT2	Total
New Mexico	14	20	0	1	35
Opponents	16	19	1	0	36

Corners by Period	1st	2nd	OT	OT2	Total
New Mexico	22	22	4	1	49
Opponents	10	18	0	0	28

Fouls by Period	1st	2nd	OT	OT2	Total
New Mexico	38	36	2	5	81
Opponents	35	51	3	1	90

