

THE UNIVERSITY OF NEW MEXICO SOFTBALL



2020 SOFTBALL NOTES | WEEK 6

@UNMLoboSB

www.GoLOBOS.com

#GoLOBOS

Allison Weiss, Assistant Director of Athletic Communications - Softball Contact | Email: allisonweiss@unm.edu | Cell: (661) 313-5402

2020 SCHEDULE

OVERALL: 11-14 • MW: 0-0 • H: 7-3 • A: 1-1 • N: 3-9

| Date | Opponent | Time/Score |
|---|-----------------|------------|
| GCU Kickoff Tournament Phoenix, Ariz. | | |
| 2/7 | Weber State | L, 4-1 |
| 2/7 | (RV) Stanford | L, 7-6 |
| 2/8 | (RV) Stanford | W, 2-0 |
| 2/8 | at Grand Canyon | W, 9-4 |
| 2/9 | at Grand Canyon | L, 7-6 |

| Susan Craig Classic | | Albuquerque, N.M. |
|----------------------------|-------------------|-------------------|
| 2/14 | Northern Colorado | W, 12-3 (5) |
| 2/15 | Northern Colorado | W, 8-3 |
| 2/15 | UCSB | W, 9-1 (5) |
| 2/16 | UCSB | L, 7-2 |

| Mary Nutter Collegiate Classic | | Cathedral City, Calif. |
|---------------------------------------|---------------------|------------------------|
| 2/20 | UC Riverside | W, 6-3 |
| 2/20 | USA Olympic Team | 9 p.m. |
| 2/21 | 16/16 Arizona State | L, 15-0 (5) |
| 2/22 | 18/19 Missouri | L, 5-0 |
| 2/22 | San Diego | L, 6-5 |
| 2/23 | California | L, 5-3 |

| Lobo Classic | | Albuquerque, N.M. |
|---------------------|-------------------|-------------------|
| 2/28 | La Salle | W, 11-7 |
| 2/28 | Northern Colorado | L, 6-5 |
| 2/29 | La Salle | W, 13-5 (5) |
| 2/29 | South Dakota | W, 7-6 (8) |
| 3/1 | Northern Colorado | L, 8-4 |
| 3/1 | South Dakota | W, 6-4 |

| Longhorn Invitational | | Austin, Texas |
|------------------------------|----------------|---------------|
| 3/6 | Texas Southern | L, 3-0 |
| 3/7 | Texas Southern | W, 8-0 (6) |
| 3/7 | Liberty | L, 7-2 |
| 3/8 | at 2/3 Texas | L, 7-0 |
| 3/8 | Liberty | L, 11-3 (5) |

| | | |
|------|---------------------|-----------|
| 3/11 | at New Mexico State | 5:30 p.m. |
| 3/13 | at San José State * | 7 p.m. |
| 3/14 | at San José State * | 1 p.m. |
| 3/15 | at San José State * | 1 p.m. |

| | | |
|------|--------------|---------|
| 3/20 | Utah State * | 6 p.m. |
| 3/21 | Utah State * | 4 p.m. |
| 3/22 | Utah State * | 12 p.m. |

| | | |
|------|------------------------|-----------|
| 3/27 | BYU (in Tucson, Ariz.) | 3:30 p.m. |
| 3/28 | at Arizona | 12 p.m. |

| | | |
|------|---------|--------|
| 3/31 | at UTEP | 3 p.m. |
|------|---------|--------|

| | | |
|-----|---------------------|---------|
| 4/3 | at Colorado State* | 6 p.m. |
| 4/4 | at Colorado State * | 1 p.m. |
| 4/5 | at Colorado State * | 12 p.m. |

| | | |
|------|----------------|---------|
| 4/9 | Fresno State * | 6 p.m. |
| 4/10 | Fresno State * | 6 p.m. |
| 4/11 | Fresno State * | 12 p.m. |

| | | |
|------|------------------|--------|
| 4/15 | New Mexico State | 5 p.m. |
|------|------------------|--------|

| | | |
|------|-------------|--------|
| 4/17 | at Nevada* | 5 p.m. |
| 4/18 | at Nevada * | 2 p.m. |
| 4/19 | at Nevada * | 1 p.m. |

| | | |
|------|------|--------|
| 4/22 | UTEP | 2 p.m. |
|------|------|--------|

| | | |
|------|--------|---------|
| 4/24 | UNLV * | 6 p.m. |
| 4/25 | UNLV * | 4 p.m. |
| 4/26 | UNLV * | 11 a.m. |

| | | |
|------|---------------|-----------|
| 4/29 | at Texas Tech | 3:30 p.m. |
|------|---------------|-----------|

| | | |
|-----|------------------|---------|
| 5/1 | at Boise State * | 4 p.m. |
| 5/2 | at Boise State * | 4 p.m. |
| 5/3 | at Boise State * | 12 p.m. |

| | | |
|-----|-------------------|---------|
| 5/7 | San Diego State * | 6 p.m. |
| 5/8 | San Diego State* | 6 p.m. |
| 5/9 | San Diego State * | 12 p.m. |

Bold denotes home games
*denotes Mountain West game
All times listed are Mountain Time

NEW MEXICO AT NEW MEXICO STATE



NEW MEXICO Lobos

Record 11-14, 0-0 Mountain West
Head Coach Paula Congleton
Record at UNM 37-94 (Third Season)
Career Record (NCAA DI) 70-171 (Fifth Season)



NEW MEXICO STATE Aggies

Record 14-8, 0-0 WAC
Head Coach Kathy Rodolph
Record at NMSU 512-421 (17th Season)
Career Record 581-455 (19th Season)

Media Information

Location:.....NM State Softball Complex
.....Las Cruces, N.M.

Date/Time:
NMSU Wednesday, March 11 - 5:30 p.m.

Live Video:..... WAC Digital Network
Live Stats:..... golobos.com/schedule.aspx?path=softball

Social Media: @UNMLoboSB

Notes last updated: March 10, 2020

Series History

vs. NMSU

Overall: 83-67
Last Five: 1-4
Last Meeting: 4/23/19 (L, 10-0, 5)
Last Win: 4/3/18 (13-4, 6)
Series Trend: L4

NEWS and NOTES

WEEK 5 RECAP

- The Lobos closed out the tournament portion of their schedule at the Longhorn Invitational, where they went 1-4. UNM went 1-1 against Texas Southern, 0-2 against Liberty and 0-1 against No. 3/2 Texas.
- UNM was led at the plate by Andrea Howard, who hit .364 with four hits on 11 at-bats and had an on-base percentage of .500. Rachael Hathoot led with five hits, four of which were doubles, and three runs batted in. Hathoot also posted a team-high .563 slugging percentage.
- Howard and Taryn Young each had three walks, with a total of seven Lobos reaching base on walks.
- Cameryn O'Grady added two doubles to her season total, bringing it to 15, one shy of her overall total last season.
- In the circle, Kennedy Ferguson pitched a complete-game shutout against Texas Southern on Saturday, allowing just two hits and striking out six.
- Hathoot was 2-for-2 as the leadoff hitter in an inning and was 4-for-7 in advancing runners, including 3-for-5 with runners in scoring position.

LOOKING AHEAD TO WEEK 6

- UNM travels to Las Cruces for a Wednesday game against New Mexico State before opening conference play at San José State starting on Friday.

PATIENCE AT THE PLATE

- UNM earned its way on base via a walk in 104 of the 618 at-bats to date. In 111 at-bats, the Lobos had full counts and of those, 53 resulted in walks. In addition to the 53 full count walks, 16 walks were of the four-pitch variety and 35 were five-pitch walks.
- UNM had a season-high 12 walks against La Salle, with two each from Cameryn O'Grady, Briana Martinez and Taryn Young.
- Against WSU in the first game, the Lobos had eight full counts with six of those resulting in walks.
- UNM is fourth in the country in walks, trailing just Arizona State (128) and Southern Miss. (112) and Northwestern State (108).
- Martinez leads the Lobos in walks with 20. In the Feb. 15 game against Northern Colorado, the freshman drew a walk following a 10-pitch at-bat after falling behind 0-2 (KKBFBFFB). In the third inning against Northern Colorado on Feb. 15, Martinez hit a home run following a 3-2 count.
- In the game against Cal, Andrea Howard walked on a 12-pitch at-bat after falling behind 0-2 (KFFBFBFFB) in the sixth inning. In the fifth inning, Taryn Young hit a home run on a full count after fouling off two pitches.
- O'Grady is second in walks with 15 with Howard and Young tied for third with 12.

O'GRADY NAMED MW PLAYER OF THE WEEK

- Senior shortstop Cameryn O'Grady was named the Mountain West Player of the Week on Tuesday, March 3. The California native is the first Lobo to win a conference weekly honor since Tess McPherson won MW Pitcher of the Week on Feb. 14, 2017 and the first to win MW Player of the Week since Chelsea Johnson was selected on April 19, 2016.
- The selection comes after O'Grady hit .556 at the Lobo Classic and led the Lobos with 10 hits, 17



GENERAL INFORMATION

| | |
|------------------------|---------------------------------|
| Name of School..... | University of New Mexico |
| City/Zip..... | Albuquerque, N.M. 87106 |
| Founded..... | 1889 by Territorial Legislature |
| Enrollment..... | 25,015 |
| Nickname..... | Lobos |
| School Colors..... | Cherry & Silver |
| Conference..... | Mountain West |
| Affiliation..... | NCAA Division I |
| President..... | Dr. Garnett Stokes |
| Athletic Director..... | Eddie Nuñez |

PROGRAM HISTORY

| | |
|--|---------------------|
| First Year of Softball..... | 1978 |
| All-Time Record..... | 1005-1130-3 |
| Mountain West Record..... | 123-290-1 |
| NCAA Tournament Appearances..... | 3 |
| 1980 (AIAW), 1981 (AIAW) and 1983 (NCAA) | |
| Last NCAA Postseason Opponent..... | Cal State Fullerton |
| Last NCAA Postseason Result..... | CSUF won series 2-1 |
| Conference Championships..... | 3 |
| 1980 (Intermountain), 1981 (Intermountain) and 1983 (High Country) | |

TEAM INFORMATION

| | |
|-----------------------------------|------------|
| 2019 Overall Record..... | 12-41 |
| 2019 MW Record..... | 3-21 (9th) |
| Letterwinners Returning/Lost..... | 11/8 |
| Pitchers Returning/Lost..... | 3/0 |
| Starters Returning/Lost..... | 6/3 |
| Newcomers..... | 11 |

SOFTBALL STAFF

| | |
|------------------------------|--|
| Head Coach..... | Dr. Paula Congleton (New Mexico, 1984) |
| Year at UNM..... | Third season |
| Record at UNM (Pct.)..... | 37-94 (.282) |
| MW Record at UNM (Pct.)..... | 10-38 (.208) |
| Career Record (Years)..... | 70-171 (5 years) |
| Assistant Coach..... | Tyler Heil (San José State, 2009) |
| Year at UNM..... | Third season |
| Assistant Coach..... | Breanna Macha Peterson (Arizona State, 2018) |
| Year at UNM..... | Second season |
| Strength Coach..... | Brett Nakashima |
| Academic Advisor..... | Andrea Pierson |
| Head Athletic Trainer..... | Bob Waller |
| Athletic Trainer..... | Madison Foust |

COMMUNICATIONS

| | |
|--|----------------------|
| Softball Contact/Asst. Director of Comm..... | Allison Weiss |
| Email..... | allisonweiss@unm.edu |
| Cell Phone (Preferred)..... | (661) 313-5402 |
| Communications Office..... | (505) 925-5520 |

DIGITAL MEDIA

| | |
|-------------------------------|------------------------|
| Athletics Website..... | GoLobos.com |
| Main University Web Site..... | unm.edu |
| Conference Website..... | TheMW.com |
| Twitter..... | @UNMLoboSB |
| Instagram..... | @UNMLoboSB |
| Facebook..... | @NewMexicoLoboSoftball |

FACILITIES

| | |
|-----------------|---------------------|
| Venue..... | Lobo Softball Field |
| Dimensions..... | 205-225-205 |
| Capacity..... | 1,500 |

total bases, 10 RBI, as well as with a .944 slugging percentage and a .609 on-base percentage. She also drew three walks, hit four doubles, a home run and her first career sacrifice fly on the weekend.

- Hitting in the leadoff spot for all six games, O'Grady recorded multiple hits in four of the six games played, including going 3-for-4 in the opening game against La Salle on Feb. 28, recording three runs batted in. She went 2-for-2 at the plate in the second game against La Salle with a grand slam in the third inning on a 3-2 pitch to give UNM an 8-1 lead as well as reached base with two walks. It was the first grand slam of the senior's career, and her second home run of the season.
- Her four doubles gives her a season total of 13. A native of Orange, Calif., O'Grady currently leads the NCAA in doubles and leads the conference in doubles per game with 0.65. O'Grady also leads the Mountain West in on-base percentage with .554.
- In addition, her 13 doubles passes her season total in 2018 of 12, nearly matches her season total from 2019 of 16 and she is just eight doubles away from tying the single season record for doubles in program history. In her career, O'Grady has 41 doubles, which is tied for fifth in UNM history and is eight shy of setting the program career record.

GOING THE DISTANCE #6

- While the Lobos have more depth at the pitcher position than in recent years, the Lobos utilized just two in their two wins on Saturday, Feb. 8 and have received a complete game from three different pitchers.
- Freshman right-hander Brianna Sanchez pitched a complete 7.0 innings in her first collegiate start against (RV) Stanford, allowing just four hits and striking out one, while throwing 47 strikes on 86 total pitches for the shutout. The freshman found herself in trouble just once with a bases-loaded situation in the second, but for the most of the morning, the Lobo pitcher kept the Cardinal off of the base paths, retiring the order in the third and fourth. The four hits were scattered through four innings and each time the defense kept the runners stranded, with the Cardinal leaving a total of five runners on base in the game.
- In the next game against host GCU, senior left-hander Kiana Spencer finished with a final stat line of 7.0 innings of work, six hits, four runs (all earned), two strikeouts, four walks and 55 strikes on 93 pitches thrown. It was the 12th complete game for Spencer as a Lobo.
- In the Susan Craig Classic, Spencer pitched two more complete games, with both resulting in run-rule wins for the Lobos. On Friday night against Northern Colorado, the left-hander finished with a stat line of 5.0 innings of work, two walks and 67 pitches thrown with 40 of them called strikes. In Saturday's game against UCSB, Spencer posted 5.0 innings of work, allowing just one run on five hits, while striking out two batters and walking three. Of the 76 pitches thrown, 44 went for strikes.
- At the Lobo Classic, Bailey Klitzke pitched her first complete game of the season against Northern Colorado, allowing nine hits, six runs (two earned), while walking two and striking out six. It was the third complete game that Klitzke has pitched at UNM, facing a career-high 34 batters.
- Kennedy Ferguson threw a complete-game shutout against Texas Southern on March 7 at the Longhorn Invitational, allowing just two hits and striking out six hitters. The sophomore faced 21 hitters and threw 93 pitches with 62 going for strikes. It was the first complete game of the season for Ferguson and the 10th of her career. It was also the first shutout for Ferguson this season and the second shutout of her career. The two hits allowed were the fewest given up by the Lobos this season and the six strikeouts tied the team high in a game, with the other instance coming against Northern Colorado on Feb. 28 from Klitzke.

DOUBLE UP

- UNM has recorded 13 double plays this season, already surpassing the total number the Lobos had in 2019 (six) and matching the number in 2018.
- The Lobos had three in the first game of the Mary Nutter Collegiate Classic against UC Riverside in the second, third and fifth innings with Rachael Hathoot accounting for two of them at third.
- Hathoot and Reyann Tuck have recorded six double plays, Cameryn O'Grady has been involved in four double plays and Gavyn Shafer has been a part of five double plays. Brianna Sanchez, Leslie Romero and Lauren Wilmert have been involved with two double plays and Sydney Broderick, Andrea Howard and Taylor Jones have each been involved in one double play.
- UNM recorded three double plays at the Lobo Classic, two of which came in games against La Salle.
- The Lobos lead the Mountain West in double plays per game with 0.52.

FRESHMEN STEP UP IN THE FIRST MONTH OF PLAY

- UNM had three freshmen start all five games at the GCU Kickoff Tournament on opening weekend in Briana Martinez, Rachael Hathoot and Gavyn Shafer, with four making an appearance overall, and were put in key roles in which they delivered. To date, Hathoot and Martinez have started all 25 games while Shafer has started 24.
- Martinez has hit in the third spot in the lineup all 25 games, while Hathoot led off in 14 games and in the second spot in 11 games.
- Martinez is second in on-base percentage, and leads the team in walks and stolen bases. The New Mexico native is a perfect 5-for-5 in stolen base attempts. She is third in batting average, slugging percentage and runs batted in and fourth in total bases and hits. Martinez had her streak of reaching base come to an end at 22 games.
- Hathoot is second in runs scored, hits and doubles, but leads the Lobos in sacrifice bunts. She is third in total bases and fourth in runs batted in. She is the only Lobo to have recorded a triple to date this season, which she has done twice. Hathoot started off the season hitting in the leadoff spot in 14 games and recently moved to the second spot in the lineup in the last 11 games. She is 3-for-5 when batting with a runner on third and less than two outs, 20-for-37 in advancing runners and has four RBI with two outs. In the field, Hathoot has also been responsible for six double plays.
- Shafer has spent time at both first and second, mostly at second, in her 24 starts and produced

her first double play against Stanford in the 2-0 win. The infielder has 31 assists on the season, the third-most on the team in the category, has 73 putouts (the most on the team) and has been involved in five double plays. Her first RBI came on a sacrifice fly in the season opener against Weber State. Shafer is 3-for-5 on the season with a runner on third and less than two outs, 20-for-35 in advancing runners and has three runs batted in with two outs. Shafer caught fire at the plate over the six games of the Lobo Classic, hitting .421 (second-best on the team), with eight hits (second-most on team), two of which were doubles, and four runs batted in. She posted a slugging percentage of .526 and an on-base percentage of .476. Shafer was 8-for-12 in advancing runners and 2-for-2 with a runner on third and less than two outs.

- Sanchez has made a team-high 16 appearances in the circle with 32.2 innings of work. The right-hander has also accounted for a double play to close out the 2-0 win against Stanford in which she caught a line drive and threw it to first for the final out. Against Northern Colorado, Sanchez also started a double play, fielding the ground ball back to the pitcher, throwing to Cameryn O'Grady at second who threw it to Reyan Tuck at first. In the win against UC Riverside, Sanchez threw a scoreless 2.2 innings in relief, allowing just two hits while walking two and striking out one to earn the save. Of the 39 pitches she threw, 25 went for strikes. She has also pitched a scoreless game against California, going 1.1 innings and 1.0 inning against La Salle. Sanchez has thrown one shutout and one complete game, while also recording one save.

THANK YOU, T.Y.

- Junior outfielder Taryn Young had an impressive Mary Nutter Collegiate Classic, recording five of her 13 hits this season in California. Of the five hits, three of them went for home runs, giving the Lobos five runs batted in for the tournament. Against San Diego, the California native reached base twice via walks.
- In the final game of the Mary Nutter against Cal, Young accounted for both Lobo hits and all three Lobo runs, hitting a solo home run in the fifth to tie the game and a two-run home run in the seventh with two outs.
- Young is second on the team in home runs, fifth in hits and total bases, fourth in slugging percentage and on-base percentage, and third in runs scored. She is also tied for third in walks.
- The junior has seven runs batted in with two outs, is 8-for-17 as the leadoff hitter in an inning and 11-for-27 in advancing runners.

NATIONALLY RANKED

- Through the first 25 games of the season, UNM is ranked among the top 30 in a trio of categories.
- The Lobos rank fourth in the NCAA in walks with 104, 12th in doubles with 43, 19th in double plays per game at 0.52 and 24th in the country in doubles per game at 1.72.
- Individually, Cameryn O'Grady leads the NCAA in doubles (15) and is fourth in doubles per game (0.60). Andrea Howard is 41st in home runs (seven), and ninth in sacrifice flies (three). Briana Martinez is 22nd in walks per game (0.80).
- The Lobos lead the Mountain West in home runs with 21, doubles (43) and walks, is tied for first in fielding double plays (13), fourth in on-base percentage (.369) and slugging percentage (.435).

FIRST TIME FOR EVERYTHING

- Redshirt-freshman Skylar Jenkins made her first start in Sunday, Feb. 16 game against UCSB, coming off of her first collegiate hit and home run the day before. Entering as a pinch hitter for the Lobos in the sixth inning against Northern Colorado, Jenkins recorded her first collegiate hit with a two-run home run to right field.
- Freshman Gavyn Shafer registered her first collegiate hit in the first game against UNC on Feb. 14 in the second inning, also tallying her first RBI.
- Sophomore Leslie Romero's first collegiate hit also was memorable as it resulted in a RBI in the Feb. 15 game against UCSB. Romero hit a double in the fourth inning to give UNM a 4-1 lead after hitting a sacrifice fly in the first inning to allow Andrea Howard to tag from third.
- Pitcher Alexis Buddenhagen recorded her first strikeout as a Lobo against Arizona State in the fourth inning on a 3-2 pitch.

ROOM TO IMPROVE

- In the four games that the Lobos lost prior to the Mary Nutter, there was one common theme: runners left on base. In the season opener against Weber State and the next game against Stanford, UNM left 11 runners stranded in each game. In the loss to GCU, UNM left 10 runners on base and in the last game against UCSB, the Lobos left eight runners on base.
- However, in the four losses for UNM at the Mary Nutter, the bats became cold with the Lobos registering one hit against Missouri, two against Cal and three against Arizona State. The Lobos had their chance in the game against Cal in the fourth inning to get on the board and potentially take a lead, loading the bases with no outs, but the Lobos grounded into a double play and fouled out to left to leave two runners on base.
- At the Lobo Classic, UNM left nine runners on base in the first game against Northern Colorado and the second game against La Salle and eight runners on in the final game against South Dakota.
- During the Longhorn Invitational, UNM was unable to record a hit or put a runner on base against No. 3/2 Texas and left nine runners on base in the loss on Friday against Texas Southern. The Lobos tallied just four hits in the final game against Liberty and had four hits in the first game against Texas Southern.

ONE FINAL GO AROUND FOR O'GRADY

- Cameryn O'Grady enters her final season in the Cherry and Silver with several milestones achieved and a couple on the horizon.
- The shortstop currently has a streak of 122 games in the starting lineup dating back to Feb. 18, 2018, all at shortstop. In the last three years, the California native has started all but one game.
- This season, the senior shortstop leads the team in batting average (.365), hits (27), doubles (15), runs scored (22), slugging percentage (.649), on-base percentage (.484) and total bases (48) and is second in RBI (20) and walks (15). She is also tied for third in home runs with two.
- In addition, O'Grady currently sits at 124 career hits, recording her 100th hit against Grand Canyon on Feb. 8.
- Entering her fourth season, O'Grady has started 149 games, played in 157. She had her best season as a Lobo in 2019 with a hitting percentage of .348 with 49 hits, 16 doubles, six home runs, 85 total bases, and tied her season-best total of 26 RBI. In 2019, O'Grady had 11 multiple hit games, seven multiple RBI games and had a streak of nine games with a hit and 15 games reaching base safely. Last season, O'Grady recorded a hit in 35 games (66%). O'Grady hit in the three spot in 31 games, in the cleanup spot 16 games and led off for the Lobos six games last season.
- As the leadoff hitter, O'Grady was 18-for-33 (.545). With a runner on third and less than two outs, O'Grady was 4-for-9 (.444), was 13-for-38 (.342) with runners in scoring position and was .500 (45-for-90) in successfully advancing runners.
- Entering the season, O'Grady already made the UNM record book in career walks with 66, which ranked ninth all-time. If she were to replicate her 2019 total of 31 walks, she would move up to third with 97. To date, she has 15 walks this season, giving her 81 in her career, which places her in a tie for fourth.
- The shortstop has cracked the top 10 in career doubles, which she currently has 43, putting her tied for fourth. To date, O'Grady has 15 on the season and is six away from setting the career record and seven from setting the single season record.
- Speaking of the record book, in 2019, O'Grady posted 16 doubles to rank tied for the fourth-most in a single season, her 31 walks tied for seventh in a single season and she had an on-base percentage of .474 to rank tied for the eighth-highest percentage in a single season in program history.

HOWARD: FROM ABQ TO TOKYO

- Junior Andrea Howard qualified with the Italian national team over the summer for the 2020 Olympics in Tokyo, a team that she has played with since 2017.
- On July 27, Italy defeated Great Britain 5-0 in the WBSC Europe/ Africa Qualifier championship game in Utrecht, Netherlands to clinch a bid to the 2020 Olympics.
- In what may be a preview for the Summer Games, Howard hit a home run in UNM's exhibition game against Team USA at the Mary Nutter Collegiate Classic against pitcher Ally Carda to score the Lobos' only run.
- Howard will be just the second Lobo softball player to represent their country in the Olympics, joining Jackie Van Hooydonk who played in two Olym-



pics for Canada (2000, 2004).

- Howard leads the team in RBI (24), and home runs (seven), is second at the slugging percentage (.643), total bases (45), and batting average (.300), fourth in runs scored (15), fifth in on-base percentage (.388) and tied for third in walks (12). She is also tied for second in hits with 21.
- The outfielder is 6-for-10 in situations with a runner on third and less than two outs, 25-for-53 in advancing runners, 5-for-14 as the leadoff hitter in an inning, and has a team-best 12 runs batted in with two outs. Howard has hit in the cleanup spot in 19 games and fifth in six games.

CLUTCH KLITZKE

- This season, Klitzke has been tasked to hit in the cleanup spot in six games, six times in the fifth spot and twice in the sixth spot thus far.
- So far, Klitzke is fourth in batting average (.265), third in on-base percentage (.422) and fifth in walks (10). Klitzke is 5-for-5 in situations in which there is a runner on third and less than two outs, 3-for-5 as the leadoff batter and 16-for-31 in successfully advancing runners.
- Klitzke has served both as a pitcher and a designated player, throwing one complete game and making 11 appearances in the circle with six starts. The left-hander has thrown 27.2 innings and has struck out 19 hitters while giving up 30 hits and 29 runs (18 earned). Her 19 strikeouts are the second-most on the team, with her best game coming on Feb. 28 against Northern Colorado in a 7.0 inning performance in which she struck out six.
- At the Mary Nutter Collegiate Classic, Klitzke made four appearances and one start, pitching 13.0 innings. On Saturday, Feb. 22, Klitzke pitched a scoreless combined 6.2 innings, striking out eight batters and allowing just four hits and one walk. She also started the game against Team USA, striking out four hitters and recorded a double at the plate.
- In her first initial year at UNM, Bailey Klitzke proved to be a vital member in the lineup, whether in the circle or at the plate. The now-senior played in 46 games, starting in 44 as either the designated player or pitcher.
- The highlight at the plate for Klitzke came in the first game of the doubleheader against North Dakota, hitting a game-winning triple with bases loaded.
- Klitzke produced eight multiple hit games and seven multiple RBI games, hitting in the cleanup spot in five games, the fifth spot in eight, leadoff in three and sixth in 25 games.
- In the circle, Klitzke recorded at least one strikeout in 18 games in 2019, with a season-high eight strikeouts twice (UTEP, Feb. 8 and UIC, Feb. 16).

PLEASE ALLOW ME TO INTRODUCE MYSELF

- The 2020 UNM Lobos will have many new faces this season with 11 newcomers, comprising half the total team, eight of which are freshmen.
- In the offseason, the Lobos added freshmen Briana Martinez, Rachael Hathoot, Jayden Gandert, Jocelyn Ulrich, Sam Kortsen, Gavyn Shafer, Brianna Sanchez and Jennifer Hernandez. The Lobos also added transfers in Taryn Young (Arizona), Reyan Tuck (Towson) and Alexis Buddenhagen (Bethany College).

STAYING HOME

- There are 10 New Mexico natives on the 2020 roster, seven of which are from Albuquerque.
- Included in the 10 is the 2019 New Mexico Gatorade Softball Player of the Year Briana Martinez from Rio Rancho High School.
- The 10 representing the "Land of Enchantment" are Lauren Wilmert (Albuquerque), Rachael Hathoot (Albuquerque), Andrea Howard (Albuquerque), Taylor Jones (Albuquerque), Alexis Buddenhagen (Albuquerque), Jennifer Hernandez (Albuquerque), Jocelyn Ulrich (Aztec), Kiana Spencer (Gallup) and Martinez (Albuquerque).
- This year's team has the most representatives from New Mexico in the last at least seven years, doubling the number of in-state players on the roster from 2017 and 2018. Previously, the most on a roster was seven in 2008.

PUTTING THE PIECES OF THE PUZZLE TOGETHER

- For the second-straight year, the UNM roster underwent a major renovation with the departure of eight letterwinners and an addition of the aforementioned 11 newcomers.
- The Lobos also have 13 underclassmen on the roster, with a team-high eight freshmen and one redshirt freshman who will have an opportunity to see playing time this season.
- However, in the circle, the Lobos retained all three pitchers from 2019 and doubled their options with the addition of freshmen RHP Jayden Gandert and RHP Brianna Sanchez and junior LHP Alexis Buddenhagen.
- Kiana Spencer recorded the most starts (23) and complete games (11) for the Lobos in 2019, including pitching a complete game against then-No. 7 Alabama, allowing one run on six hits in a 1-0 loss. In addition, the LHP recorded at least one strikeout in 23 games.
- Kennedy Ferguson had a solid rookie campaign for UNM with a team-leading 4.98 ERA, starting in 21 games, making 33 appearances and completing nine games. The RHP appeared in the circle a team-high 125.0 innings. Highlights for her on the season included striking out 11 batters against North Dakota and pitching a complete game against then-No. 3 Florida, giving up one run in extra innings on five hits while striking out five.
- In addition, the Lobos return six mainstays in the lineup, including senior shortstop Cameryn O'Grady who started all 53 games last season, the only Lobo to do so. O'Grady led the team in batting average (.348), slugging percentage (.603), on-base percentage (.474), runs scored (32), hits (49), doubles (16), total bases (85) and walks (31). Another staple is senior Lauren Wilmert, who started in 47 games in 2019, 23 behind the plate and 24 at first. Wilmert threw out seven runners last season, was second in slugging percentage (.500) and total bases (67) and tied for second in hits (35) and doubles (9), and hit two grand slams on the season.

TOUGH TASK AHEAD

- The 2020 schedule will test the Lobos as UNM will play 12 teams that reached the NCAA Tournament in 2019, with two teams reaching the Super Regional (Arizona and Texas) and one going all the way to the Women's College World Series (Arizona).
- Of the 29 teams that the Lobos will face, four teams compiled 40 or more wins in 2019 and 17 posted 30-plus wins last season. Combined, the teams recorded 878 wins last year and represent 13 different conferences. Of those, UNM will face seven schools from the Power 5, including four from the Pac-12, two from the Big 12 and one from the SEC.
- UNM is scheduled to play four teams that were ranked in the USA Today/ NFAA Coaches Preseason Poll and five teams receiving votes. Two of the teams on UNM's schedule (Arizona and Texas) ranked in the top six in the USA Today/ NFAA Coaches preseason rankings (with U of A receiving a first-place vote), as well as No. 18 Texas Tech and No. 22 Arizona State. Missouri, Boise State, Stanford, Fresno State and San José State were all receiving votes.
- In the ESPN.com / USA Softball Collegiate Top 25 Preseason Poll, four teams on the schedule were ranked with four more receiving votes. Arizona was the highest ranked at fifth followed by Texas sixth. Texas Tech ranked 19th and Arizona State 22nd. Receiving votes were Missouri, Stanford, Boise State and San Diego State.
- As an added bonus, the Lobos are scheduled to face the USA Olympic Team on Feb. 20 at the Mary Nutter Classic.

HOME COMFORT

- Unlike last season in which the Lobos began the season with five non-conference tournaments on the road, UNM will host two tournaments at Lobo Softball Field in 2020.
- The Lobos play 24 of their 57 games at home starting with the Susan Craig Classic on Feb. 14.
- All in all, UNM will not travel more than one time zone away, with the farthest distance to travel being San Jose, Calif. (1044 miles) to open Mountain West play March 13-15.

SCOUTING NEW MEXICO STATE

- The Lobos have played the Aggies 150 times previously, with the Lobos holding an 83-67 advantage in the series. However, NMSU has won the last four meetings and 13 of the last 15.
- UNM and New Mexico State have six common opponents in Grand Canyon, Arizona, UTEP, Texas Tech, Arizona State and UNLV.
- The Aggies enter the game 14-8 on the year and 3-2 in their last five games. They are coming off of wins over then-No. 17 Arizona State (2-0), Oregon

NEWS AND NOTES

State (4-2) and Nebraska (4-1) with losses to Wright State (11-3, 5) and Lehigh (7-4). NMSU is 5-3 at home to date.

- Overall, New Mexico State is hitting .315 with 150 runs, 176 hits, 21 doubles, five triples and 40 home runs. The Aggies are 17-for-24 in stolen bases and have an on-base percentage of .416.
- Ramsay Lopez leads the team in batting average (.451), slugging percentage (1.039) and home runs (nine), Matalasi Faapito leads with 24 hits, five doubles and 23 RBI. Jeanelle Medina is 7-for-7 in stolen bases and Keala Brown is 3-for-3.
- In the circle, the Aggies have used four pitchers, led by Matalasi Faapito. Faapito has started nine games and made 14 appearances, going 3-4 and carries an ERA of 4.52 with two complete games and two saves. In 62.0 innings pitched, the right-hander has given up 75 hits, 45 runs (40 earned) and 22 walks while striking out 37. Felicia De La Torre has a team-best 4.20 ERA with a 1-1 record on nine appearances and one start. The freshman has pitched 15.0 innings with 15 hits, 12 runs (nine earned) and 13 walks with 14 strikeouts. Analise De La Roca is 6-2 on the year with 10 appearances, eight starts and one complete game, with a 4.56 ERA. In 35.1 innings in the circle, she has given up 40 hits, 25 runs (23 earned) and 14 walks while striking out 16. Chloe Rivas has made an appearance in 12 games with four starts, has a 4-1 record and a 4.89 ERA with one complete game. In 24.1 innings pitched, the sophomore has allowed 32 hits, 17 runs (all earned), with 18 strikeouts and 12 walks.
- NMSU is first in the NCAA in home runs per game (1.82) and triple plays (one), eighth in slugging percentage (.584) and ninth in fielding percentage (.978). The Aggies are also 35th in batting average (.314). NMSU leads the WAC in walks with 86, scoring (6.82) and on-base percentage (.415).
- New Mexico State was picked to finish third in the WAC with Nikki Butler picked to repeat as the WAC Player of the Year.



STAT COMPARISON

| | <i>UNM</i> | <i>NMSU</i> |
|------|------------|-------------|
| BA | .257 | .315 |
| R | 128 | 150 |
| H | 159 | 176 |
| 2B | 43 | 21 |
| 3B | 2 | 5 |
| HR | 21 | 40 |
| RBI | 116 | 139 |
| BB | 104 | 86 |
| SO | 117 | 111 |
| ERA | 5.96 | 4.56 |
| SO | 62 | 85 |
| BB | 86 | 61 |
| H | 199 | 162 |
| R | 134 | 99 |
| ER | 105 | 89 |
| DP | 13 | 21 |
| FLD% | .958 | .978 |

Hitting
Pitching
Fld.

MOUNTAIN WEST INFORMATION

PRESEASON MOUNTAIN WEST POLL

| Rk. | Team (1st-Place Votes) | Points |
|-----|------------------------|--------|
| 1. | San José State (2) | 53 |
| 2. | San Diego State (3) | 50 |
| 3. | Colorado State (1) | 45 |
| 3. | UNLV (1) | 45 |
| 5. | Fresno State (1) | 44 |
| 6. | Boise State (1) | 41 |
| 7. | Nevada | 23 |
| 8. | Utah State | 15 |
| 9. | New Mexico | 8 |

MOUNTAIN WEST PLAYERS OF THE WEEK

2020 MW Softball Player of the Week
 Feb. 11 – Alison Seng, Jr., INF, Boise State
 Feb. 18 – Alesia Denby, Fr., INF, Fresno State
 Feb. 25 – Justine Federe, Sr., INF, UNLV
March 3 – Cameryn O’Grady, Sr., INF, New Mexico
 March 10 – Miranda Rohleder, Sr., INF, Fresno State

2020 MW Softball Pitcher of the Week
 Feb. 11 – Kelsey Broadus, Sr., LHP, Boise State
 Feb. 18 – Kapri Toone, So., RHP, Utah State
 Feb. 25 – Shannon Haddad, Fr., RHP, San José State
 March. 3 – Hailey Dolcini, Jr., RHP, Fresno State
 March 10 – Hailey Dolcini, Jr., RHP, Fresno State

ESPN.COM/USA SOFTBALL COLLEGIATE TOP 25

WEEK 5 • MARCH 10

| Rk. | Team (1st Votes) | Pts. | Rec | Prev. |
|------|---------------------|--------|-----|-------|
| 1. | UCLA (16) | 25-1 | 496 | 1 |
| 2. | Texas (4) | 24-3 | 471 | 2 |
| 3. | Washington | 23-2 | 467 | 3 |
| T4. | Arizona | 21-3 | 425 | 5 |
| T4. | LSU | 20-3 | 425 | 4 |
| 6. | Oklahoma | 20-4 | 389 | 6 |
| 7. | Florida | 21-4 | 369 | 8 |
| 8. | Louisiana-Lafayette | 16-6 | 339 | 7 |
| 9. | Oregon | 20-2 | 334 | 9 |
| 10. | Florida State | 17-6 | 298 | 11 |
| T11. | Kentucky | 18-3 | 294 | 10 |
| T11. | Oklahoma State | 18-5 | 294 | 12 |
| 13. | Alabama | 14-8 | 258 | 13 |
| 14. | Georgia | 22-5 | 232 | 14 |
| 15. | Arizona State | 19-7 | 195 | 15 |
| 16. | South Carolina | 15-6 | 166 | 17 |
| 17. | Michigan | 15-8 | 162 | 16 |
| 18. | Baylor | 17-5 | 145 | 18 |
| 19. | Minnesota | 14-9-1 | 116 | 19 |
| 20. | Arkansas | 17-5 | 112 | 20 |
| 21. | Virginia Tech | 19-4 | 110 | 21 |
| 22. | Mississippi State | 24-3 | 93 | T22 |
| 23. | UCF | 19-5-1 | 60 | T22 |
| 24. | Missouri | 19-6 | 58 | 24 |
| 25. | Fresno State | 21-4 | 43 | RV |

Others receiving votes: Utah (35), Stanford (27), San Jose State (20), North Texas (19), Duke (17), Cal State Fullerton (12), South Florida (5), Houston (4), Texas A&M (4), Wisconsin (4), Oregon State (1), Tennessee (1), Wichita State (1)

USA TODAY/ NFCA COACHES TOP 25 POLL

WEEK 5 • MARCH 10

| Rk. | Team (1st Votes) | Pts. | Rec | Prev. |
|-----|-------------------|------|--------|-------|
| 1 | UCLA (31) | 799 | 25-1 | 1 |
| 2 | Washington (1) | 765 | 23-2 | 2 |
| 3 | Texas | 732 | 24-3 | 3 |
| 4 | Arizona | 695 | 21-3 | 4 |
| 5 | LSU | 660 | 20-3 | 5 |
| 6 | Oklahoma | 636 | 20-4 | 6 |
| 7 | Florida | 598 | 21-4 | 7 |
| 8 | Louisiana | 536 | 16-6 | 8 |
| 9 | Oregon | 500 | 21-2 | 11 |
| 10 | Alabama | 491 | 14-8 | 9 |
| 11 | Kentucky | 471 | 18-4 | 10 |
| 12 | Florida State | 453 | 17-6 | 12 |
| 13 | Oklahoma State | 414 | 18-5 | 14 |
| 14 | Georgia | 396 | 22-5 | 13 |
| 15 | Arizona State | 280 | 20-7 | 17 |
| 16 | South Carolina | 275 | 15-6 | 15 |
| 17 | Virginia Tech | 267 | 19-4 | 19 |
| 18 | Michigan | 256 | 15-8 | 16 |
| 19 | Minnesota | 176 | 14-9-1 | 18 |
| 20 | Arkansas | 162 | 17-5 | 20 |
| 21 | Mississippi State | 149 | 23-3 | 24 |
| 22 | UCF | 137 | 19-5-1 | 22 |
| 23 | Missouri | 135 | 19-6 | 23 |
| 24 | Baylor | 134 | 17-5 | 21 |
| 25 | Fresno State | 106 | 21-4 | 25 |

Others receiving votes: Stanford (36), North Texas (23), San Jose State (23), Utah (23), Duke (21), Texas Tech (14), Houston (12), Wisconsin (8), Clemson (6), Cal State Fullerton (5), James Madison (5), North Carolina State (1).

BY THE NUMBERS

| Statistic | All Games | MW | MW Games |
|-------------------------------|-----------|--------------|----------|
| Batting Average: | .257 | 7th | -- |
| Slugging Percentage: | .435 | 4th | -- |
| On Base Percentage: | .369 | 4th | -- |
| Runs Scored: | 128 | 5th | -- |
| Hits: | 159 | 8th | -- |
| RBI: | 116 | 5th | -- |
| HRs: | 21 | 1st | -- |
| Total Bases: | 269 | 5th | -- |
| ERA: | 4.63 | 9th | -- |
| Opp. Batting Avg.: | .311 | 9th | -- |
| Batters Struck Out: | 62 | 9th | -- |
| Hits Allowed: | 199 | 9th | -- |
| Runs Allowed: | 134 | 9th | -- |
| Earned Runs Allowed: | 105 | 9th | -- |
| Walks Allowed: | 86 | 8th | -- |
| Home Runs Allowed: | 20 | 8th | -- |
| Fielding Percentage: | .958 | 6th | -- |
| Putouts: | 476 | 6th | -- |
| Fielding Double Plays: | 13 | T-1st | -- |
| Caught Stealing By: | 5 | 4th | -- |

MOUNTAIN WEST STANDINGS

| School | Conf. | Conf. % | Overall | Overall % | Streak |
|-----------------|-------|---------|---------|-----------|--------|
| Fresno State | 0-0 | 0.000 | 21-4 | 0.840 | W6 |
| San José State | 0-0 | 0.000 | 21-5 | 0.808 | L1 |
| UNLV | 0-0 | 0.000 | 21-5 | 0.808 | W6 |
| San Diego State | 0-0 | 0.000 | 17-11 | 0.607 | L2 |
| Boise State | 0-0 | 0.000 | 14-11 | 0.560 | W1 |
| Utah State | 0-0 | 0.000 | 13-11 | 0.542 | W2 |
| Colorado State | 0-0 | 0.000 | 11-12 | 0.478 | W1 |
| New Mexico | 0-0 | 0.000 | 11-14 | 0.440 | L3 |
| Nevada | 0-0 | 0.000 | 10-14 | 0.417 | W1 |

NUMERICAL ROSTER

| # | NAME | POS | HT | YR | B/T | HOMETOWN (PREVIOUS SCHOOL) |
|----|--------------------|------|------|-------|-----|--|
| 00 | Andrea Howard | OF | 5-6 | Jr. | L/L | Albuquerque, N.M. (La Cueva HS) |
| 1 | Briana Martinez | UT | 5-3 | Fr. | R/R | Albuquerque, N.M. (Rio Rancho HS) |
| 3 | Rachael Hathoot | IF | 5-8 | Fr. | R/R | Albuquerque, N.M. (La Cueva HS) |
| 4 | Taryn Young | OF | 5-8 | Jr. | R/R | Anaheim, Calif. (Arizona) |
| 5 | Sydney Broderick | C | 5-4 | Jr. | R/R | Mesa, Ariz. (Desert Ridge HS) |
| 6 | Jayden Gandert | P | 5-7 | Fr. | R/R | Rio Rancho, N.M. (Cleveland HS) |
| 7 | MacKenzie Peterson | OF | 5-9 | So. | R/R | Gilbert, Ariz. (Phoenix College) |
| 8 | Bailey Klitzke | P/1B | 5-8 | Sr. | L/L | Apache Junction, Ariz. (Wichita State) |
| 9 | Taylor Jones | IF | 5-7 | Jr. | R/R | Albuquerque, N.M. (La Cueva HS) |
| 10 | Cameryn O'Grady | SS | 5-6 | Sr. | L/R | Orange, Calif. (El Modena HS) |
| 13 | Kennedy Ferguson | P | 5-6 | So. | R/R | Camas, Wash. (Camas HS) |
| 14 | Jocelyn Ulrich | OF | 5-7 | Fr. | L/R | Aztec, N.M. (Aztec HS) |
| 15 | Sam Kortsen | IF | 5-10 | Fr. | R/R | Willcox, Ariz. (Thatcher HS) |
| 16 | Leslie Romero | OF | 5-4 | So. | R/R | Gonzales, Calif. (Salinas HS) |
| 22 | Gavyn Shafer | IF | 5-10 | Fr. | R/R | Hillsboro, Ore. (Century HS) |
| 24 | Skylar Jenkins | OF | 5-5 | R-Fr. | R/R | Lawrenceville, Ga. (Buford HS) |
| 25 | Brianna Sanchez | P | 5-6 | Fr. | R/R | West Covina, Calif. (Bishop Amat HS) |
| 32 | Lauren Wilmert | C/1B | 5-10 | Sr. | R/R | Albuquerque, N.M. (Volcano Vista HS) |
| 44 | Alexis Buddenhagen | P | 5-4 | Jr. | L/L | Albuquerque, N.M. (Bethany College) |
| 66 | Jennifer Hernandez | IF | 5-2 | Fr. | L/R | Albuquerque, N.M. (Atrisco Heritage Academy) |
| 77 | Reyan Tuck | IF | 6-0 | So. | R/R | Hillsboro, Ore. (Towson) |
| 99 | Kiana Spencer | P | 5-6 | Sr. | L/L | Gallup, N.M. (Yavapai College) |

ALPHABETICAL ROSTER

| # | NAME | POS | HT | YR | B/T | HOMETOWN (PREVIOUS SCHOOL) |
|----|--------------------|------|------|-------|-----|--|
| 5 | Sydney Broderick | C | 5-4 | Jr. | R/R | Mesa, Ariz. (Desert Ridge HS) |
| 44 | Alexis Buddenhagen | P | 5-4 | Jr. | L/L | Albuquerque, N.M. (Bethany College) |
| 13 | Kennedy Ferguson | P | 5-6 | So. | R/R | Camas, Wash. (Camas HS) |
| 6 | Jayden Gandert | P | 5-7 | Fr. | R/R | Rio Rancho, N.M. (Cleveland HS) |
| 3 | Rachael Hathoot | IF | 5-8 | Fr. | R/R | Albuquerque, N.M. (La Cueva HS) |
| 66 | Jennifer Hernandez | IF | 5-2 | Fr. | L/R | Albuquerque, N.M. (Atrisco Heritage Academy) |
| 00 | Andrea Howard | OF | 5-6 | Jr. | L/L | Albuquerque, N.M. (La Cueva HS) |
| 24 | Skylar Jenkins | OF | 5-5 | R-Fr. | R/R | Lawrenceville, Ga. (Buford HS) |
| 9 | Taylor Jones | IF | 5-7 | Jr. | R/R | Albuquerque, N.M. (La Cueva HS) |
| 8 | Bailey Klitzke | P/1B | 5-8 | Sr. | L/L | Apache Junction, Ariz. (Wichita State) |
| 15 | Sam Kortsen | IF | 5-10 | Fr. | R/R | Thatcher, Ariz. (Thatcher HS) |
| 1 | Briana Martinez | UT | 5-3 | Fr. | R/R | Albuquerque, N.M. (Rio Rancho HS) |
| 10 | Cameryn O'Grady | SS | 5-6 | Sr. | L/R | Orange, Calif. (El Modena HS) |
| 7 | MacKenzie Peterson | OF | 5-9 | So. | R/R | Gilbert, Ariz. (Phoenix College) |
| 16 | Leslie Romero | OF | 5-4 | So. | R/R | Gonzales, Calif. (Salinas HS) |
| 25 | Brianna Sanchez | P | 5-6 | Fr. | R/R | West Covina, Calif. (Bishop Amat HS) |
| 22 | Gavyn Shafer | IF | 5-10 | Fr. | R/R | Hillsboro, Ore. (Century HS) |
| 99 | Kiana Spencer | P | 5-6 | Sr. | L/L | Gallup, N.M. (Yavapai College) |
| 77 | Reyan Tuck | IF | 6-0 | So. | R/R | Hillsboro, Ore. (Towson) |
| 14 | Jocelyn Ulrich | OF | 5-7 | Fr. | L/R | Aztec, N.M. (Aztec HS) |
| 32 | Lauren Wilmert | C/1B | 5-10 | Sr. | R/R | Albuquerque, N.M. (Volcano Vista HS) |
| 4 | Taryn Young | OF | 5-8 | Jr. | R/R | Anaheim, Calif. (Arizona) |

RETURNERS (11) - 2019 SEASON STATS

| No. | Name | Pos. | Cl. | Avg. | GP-GS | AB | R | H | 2B | 3B | HR | RBI | SLG% | FLD% |
|-----|--------------------|------|-----|------|-------|-----|----|----|----|----|----|-----|------|-------|
| 00 | Andrea Howard | OF | So. | .192 | 46-46 | 125 | 25 | 24 | 9 | 2 | 3 | 15 | .368 | .962 |
| 5 | Sydney Broderick | C | So. | .095 | 33-30 | 63 | 5 | 6 | 2 | 0 | 1 | 3 | .175 | .952 |
| 7 | MacKenzie Peterson | OF | Fr. | .176 | 21-13 | 34 | 2 | 6 | 0 | 0 | 0 | 2 | .176 | .941 |
| 8 | Bailey Klitzke | P/1B | Jr. | .297 | 49-45 | 118 | 11 | 35 | 6 | 3 | 2 | 26 | .449 | 1.000 |
| 9 | Taylor Jones | IF | So. | .138 | 42-35 | 87 | 10 | 12 | 1 | 0 | 2 | 5 | .218 | .963 |
| 10 | Cameryn O'Grady | SS | Jr. | .348 | 53-53 | 141 | 32 | 49 | 16 | 1 | 6 | 26 | .603 | .894 |
| 16 | Leslie Romero | OF | Fr. | .000 | 10-2 | 12 | 0 | 0 | 0 | 0 | 0 | 0 | .000 | 1.000 |
| 32 | Lauren Wilmert | C | Jr. | .261 | 47-47 | 134 | 23 | 35 | 9 | 1 | 7 | 35 | .500 | .962 |

PITCHERS RETURNING (3) - 2019 SEASON STATS

| No. | Name | Cl. | ERA | W-L | APP | GS | CG | SHO | SV | IP | SO | BF |
|-----|------------------|-----|------|------|-----|----|----|-----|----|-------|----|-----|
| 13 | Kennedy Ferguson | Fr. | 4.98 | 4-15 | 33 | 21 | 9 | 1/0 | 0 | 125.0 | 74 | 623 |
| 99 | Kiana Spencer | Jr. | 6.37 | 6-18 | 33 | 23 | 11 | 2/0 | 1 | 122.0 | 66 | 626 |
| 8 | Bailey Klitzke | Jr. | 9.97 | 2-8 | 27 | 9 | 2 | 0/0 | 1 | 59.2 | 56 | 350 |

KEY PLAYERS LOST (3) - 2019 SEASON STATS

| No. | Name | Pos. | Avg. | GP-GS | AB | R | H | 2B | 3B | HR | RBI | SLG% | FLD% |
|-----|-----------------|------|------|-------|-----|----|----|----|----|----|-----|------|------|
| 44 | Aleyah Wilbon | OF | .324 | 43-24 | 74 | 13 | 24 | 1 | 0 | 3 | 3 | .338 | .971 |
| 4 | D'Andra DeFlora | OF | .234 | 52-52 | 145 | 29 | 34 | 5 | 0 | 3 | 15 | .331 | .976 |
| 22 | Monica Salas | IF | .234 | 49-49 | 124 | 15 | 29 | 4 | 0 | 5 | 18 | .387 | .907 |

NEWCOMERS (11)

| No. | Name | Pos. | No. | Name | Pos. |
|-----|-----------------|------|-----|--------------------|------|
| 1 | Briana Martinez | UT | 22 | Gavyn Shafer | IF |
| 3 | Rachael Hathoot | IF | 25 | Brianna Sanchez | P |
| 4 | Taryn Young | OF | 44 | Alexis Buddenhagen | P |
| 6 | Jayden Gandert | P | 66 | Jennifer Hernandez | IF |
| 14 | Jocelyn Ulrich | OF | 77 | Reyan Tuck | IF |
| 15 | Sam Kortsen | IF | | | |

PRONUNCIATION GUIDE

| | | |
|----|--------------------|-----------------|
| 00 | ANDREA Howard | on-DRAY-uh |
| 3 | Rachael HATHOOT | HAT-who-t |
| 14 | Jocelyn ULRICH | Uhl-rich |
| 44 | Alexis BUDDENHAGEN | BUD-den-HAY-ten |
| | Paula CONGLETON | CONGLE-ton |
| | Tyler HEIL | HIGHL |

CLASS

Seniors (4)

| | | |
|----|-----------------|------|
| 8 | Bailey Klitzke | P/1B |
| 10 | Cameryn O'Grady | SS |
| 99 | Kiana Spencer | P |
| 32 | Lauren Wilmert | C/1B |

Juniors (5)

| | | |
|----|--------------------|----|
| 44 | Alexis Buddenhagen | P |
| 00 | Andrea Howard | OF |
| 9 | Taylor Jones | IF |
| 5 | Sydney Broderick | C |
| 4 | Taryn Young | OF |

Sophomores (4)

| | | |
|----|--------------------|----|
| 13 | Kennedy Ferguson | P |
| 7 | MacKenzie Peterson | OF |
| 16 | Leslie Romero | OF |
| 77 | Reyan Tuck | IF |

Freshmen (9)

| | | |
|----|--------------------|----|
| 6 | Jayden Gandert | P |
| 3 | Rachael Hathoot | IF |
| 66 | Jennifer Hernandez | IF |
| 24 | Skylar Jenkins | OF |
| 15 | Sam Kortsen | IF |
| 1 | Briana Martinez | IF |
| 25 | Brianna Sanchez | P |
| 22 | Gavyn Shafer | IF |
| 14 | Jocelyn Ulrich | OF |

HOME STATE

Arizona (4)

| | | |
|----|--------------------|----|
| 5 | Sydney Broderick | C |
| 8 | Bailey Klitzke | P |
| 15 | Sam Kortsen | IF |
| 7 | MacKenzie Peterson | OF |

California (4)

| | | |
|----|-----------------|----|
| 10 | Cameryn O'Grady | SS |
| 16 | Leslie Romero | OF |
| 25 | Brianna Sanchez | P |
| 4 | Taryn Young | OF |

Georgia (1)

| | | |
|----|----------------|----|
| 24 | Skylar Jenkins | OF |
|----|----------------|----|

New Mexico (10)

| | | |
|----|--------------------|------|
| 44 | Alexis Buddenhagen | P |
| 6 | Jayden Gandert | P |
| 3 | Rachael Hathoot | IF |
| 66 | Jennifer Hernandez | IF |
| 00 | Andrea Howard | OF |
| 9 | Taylor Jones | IF |
| 1 | Briana Martinez | IF |
| 99 | Kiana Spencer | P |
| 14 | Jocelyn Ulrich | OF |
| 32 | Lauren Wilmert | C/1B |

Oregon (2)

| | | |
|----|--------------|----|
| 22 | Gavyn Shafer | IF |
| 77 | Reyan Tuck | IF |

Washington (1)

| | | |
|----|------------------|---|
| 13 | Kennedy Ferguson | P |
|----|------------------|---|

POSITION

| | | |
|---------------------|--------------------|--------------------|
| Outfield (6) | Catcher (2) | Utility (1) |
| Infield (7) | Pitcher (6) | |



2020 NEW MEXICO LOBOS RADIO/TV ROSTER



00
Andrea Howard
OF | 5-6 | Jr.
Albuquerque, N.M.




1
Briana Martinez
UT | 5-3 | Fr.
Albuquerque, N.M.



3
Rachael Hathoot
IF | 5-8 | Fr.
Albuquerque, N.M.



4
Taryn Young
OF | 5-8 | Jr.
Anaheim, Calif.



5
Sydney Broderick
C | 5-4 | Jr.
Mesa, Ariz.



6
Jayden Gandert
P | 5-7 | Fr.
Rio Rancho, N.M.



7
MacKenzie Peterson
OF | 5-9 | So.
Gilbert, Ariz.



8
Bailey Klitzke
P/1B | 5-8 | Sr.
Apache Junction, Ariz.



9
Taylor Jones
IF | 5-7 | Jr.
Albuquerque, N.M.



10
Cameryn O'Grady
SS | 5-6 | Sr.
Orange, Calif.



13
Kennedy Ferguson
P | 5-6 | So.
Camas, Wash.




14
Jocelyn Ulrich
OF | 5-7 | Fr.
Aztec, N.M.



15
Sam Kortsen
IF | 5-10 | Fr.
Thatcher, Ariz.



16
Leslie Romero
OF | 5-4 | So.
Gonzales, Calif.



22
Gavyn Shafer
IF | 5-10 | Fr.
Hillsboro, Ore.



24
Skylar Jenkins
OF | 5-5 | R-Fr.
Lawrenceville, Ga.



32
Lauren Wilmert
C/1B | 5-10 | Sr.
Albuquerque, N.M.




44
Alexis Buddenhagen
P | 5-4 | Jr.
Albuquerque, N.M.



66
Jennifer Hernandez
IF | 5-2 | Fr.
Albuquerque, N.M.



77
Reyan Tuck
IF | 6-0 | So.
Hillsboro, Ore.



99
Kiana Spencer
P | 5-6 | Sr.
Gallup, N.M.



Paula Congleton
Head Coach



Tyler Heil
Assistant Coach



Breanna
Macha Peterson
Assistant Coach



Madison Foust
Athletic Trainer



Brett Nakashima
Strength and Conditioning
Coach



Paula Congleton

5th Head Coach in UNM Program History
Record at UNM: 37-94

NOTEWORTHY :

- Named the fifth head coach in program history on June 20, 2017
- Enters her third season at her alma mater
- Earned her 300th career victory on April 17, 2014
- Earned her 350th career victory on April 22, 2017
- Earned her 400th career victory on May 4, 2018
- Earned her first win at UNM against St. Mary's on Feb. 9, 2018 (4-1)

MORE NOTES ON COACH CONGLETON

COACHING EXPERIENCE

- Spent 19 seasons at Santa Barbara City College with the Vaqueros molding the program into one of the elite programs in the WSC
- Three-time WSC Gold Division Coach of the Year
- 2011 Southern Cal Coaching Staff of the Year
- 2011 NFCA National Coaching Staff of the Year
- Led the Vaqueros to four Southern Cal Regional appearances and one trip to the Southern Cal Super Regional
- Guided the Vaqueros to their greatest success of the program, winning a Southern Cal Regional series and advancing to the Super Regional for the first time ever in 2016
- Led the 2016 SBCC squad to the second-most games in program history (30-14)
- The 2016 team finished third WSC Gold Division
- In 2011, led the Vaqueros to a program-record 31 wins (31-7 overall), leading the team to a WSC title and the Southern Cal Regional
- Four-time Scholar Athlete first baseman for the Lobos (3.89 GPA)
- Three-time All-American at New Mexico
- Received her Doctorate in educational administration in 2009
- Served as a full-time professor at SBCC teaching health, weight training and kinesiology
- Served as Associate Athletic Director and Coordinator of the Academic Achievement Zone for student-athletes at SBCC

Head Coach:

2017-Present - New Mexico (36-90)
1998-2017 - Santa Barbara City Coll. (Calif.) (354-322)
1996-1998 - Cal. State University East Bay (33-77)

Graduate Assistant:

1986-1988 - New Mexico

Overall NCAA DI record (Third Season): 37-94
Overall NCAA record (Fifth Season): 70-171
Overall record (24 years): 424-489 (.464)

ALMA MATER

New Mexico (1984)

TWITTER

Follow @CoachCongleton



2020 NEW MEXICO OVERALL STATISTICS

Record: 11-14 Home: 7-3 Away: 1-2 Neutral: 3-9 MW: 0-0

| Player | avg | gp-gs | ab | r | h | 2b | 3b | hr | rbi | tb | slg% | bb | hp | so | gdp | ob% | sf | sh | sb-att | po | a | e | fld% | |
|------------------------|------|-------|-----|-----|-----|----|----|----|-----|-----|------|-----|----|-----|-----|------|----|----|--------|-----|-----|----|-------|--|
| 10 O'GRADY, Cameryn | .365 | 25-25 | 74 | 22 | 27 | 15 | 0 | 2 | 20 | 48 | .649 | 15 | 3 | 10 | 0 | .484 | 1 | 0 | 0-0 | 38 | 44 | 4 | .953 | |
| 0 HOWARD, Andrea | .300 | 25-25 | 70 | 15 | 21 | 3 | 0 | 7 | 24 | 45 | .643 | 12 | 0 | 11 | 0 | .388 | 3 | 0 | 2-2 | 50 | 3 | 1 | .981 | |
| 1 MARTINEZ, Briana | .288 | 25-25 | 66 | 13 | 19 | 5 | 0 | 2 | 14 | 30 | .455 | 20 | 1 | 14 | 0 | .460 | 0 | 0 | 5-5 | 30 | 1 | 2 | .939 | |
| 8 KLITZKE, Bailey | .265 | 15-14 | 34 | 6 | 9 | 2 | 0 | 1 | 7 | 14 | .412 | 10 | 0 | 12 | 0 | .422 | 1 | 1 | 1-1 | 1 | 5 | 1 | .857 | |
| 3 HATHOOT, Rachael | .259 | 25-25 | 81 | 18 | 21 | 6 | 2 | 1 | 12 | 34 | .420 | 7 | 3 | 8 | 0 | .341 | 0 | 2 | 0-1 | 36 | 45 | 6 | .931 | |
| 4 YOUNG, Taryn | .250 | 23-23 | 52 | 16 | 13 | 0 | 0 | 3 | 8 | 22 | .423 | 12 | 1 | 18 | 0 | .400 | 0 | 0 | 0-1 | 33 | 0 | 0 | 1.000 | |
| 32 WILMERT, Lauren | .244 | 17-15 | 41 | 6 | 10 | 3 | 0 | 1 | 5 | 16 | .390 | 6 | 1 | 9 | 0 | .340 | 2 | 0 | 0-0 | 60 | 3 | 1 | .984 | |
| 77 TUCK, Reyan | .222 | 15-13 | 36 | 1 | 8 | 1 | 0 | 0 | 3 | 9 | .250 | 1 | 0 | 5 | 0 | .231 | 2 | 0 | 1-1 | 63 | 1 | 0 | 1.000 | |
| 22 SHAFER, Gavyn | .194 | 25-24 | 62 | 7 | 12 | 3 | 0 | 0 | 8 | 15 | .242 | 8 | 2 | 7 | 0 | .301 | 1 | 1 | 0-0 | 73 | 31 | 3 | .972 | |
| ----- | | | | | | | | | | | | | | | | | | | | | | | | |
| 24 JENKINS, Skylar | .222 | 11-4 | 18 | 4 | 4 | 1 | 0 | 1 | 6 | 8 | .444 | 2 | 0 | 6 | 0 | .300 | 0 | 0 | 0-0 | 2 | 0 | 0 | 1.000 | |
| 16 ROMERO, Leslie | .219 | 15-12 | 32 | 4 | 7 | 2 | 0 | 0 | 3 | 9 | .281 | 1 | 0 | 4 | 0 | .235 | 1 | 1 | 0-0 | 35 | 2 | 1 | .974 | |
| 5 BRODERICK, Sydney | .154 | 11-9 | 26 | 3 | 4 | 0 | 0 | 2 | 3 | 10 | .385 | 4 | 0 | 5 | 0 | .258 | 1 | 0 | 0-0 | 26 | 3 | 2 | .935 | |
| 9 JONES, Taylor | .154 | 13-11 | 26 | 8 | 4 | 2 | 0 | 1 | 3 | 9 | .346 | 6 | 2 | 8 | 0 | .353 | 0 | 1 | 1-1 | 20 | 21 | 3 | .932 | |
| 25 SANCHEZ, Brianna | .000 | 1-1 | 0 | 0 | 0 | 0 | 0 | 0 | 0 | 0 | .000 | 0 | 0 | 0 | 0 | .000 | 0 | 0 | 0-0 | 3 | 9 | 0 | 1.000 | |
| 13 FERGUSON, Kennedy | .000 | 1-1 | 0 | 0 | 0 | 0 | 0 | 0 | 0 | 0 | .000 | 0 | 0 | 0 | 0 | .000 | 0 | 0 | 0-0 | 2 | 9 | 1 | .917 | |
| 66 HERNANDEZ, Jennifer | .000 | 7-0 | 0 | 5 | 0 | 0 | 0 | 0 | 0 | 0 | .000 | 0 | 0 | 0 | 0 | .000 | 0 | 0 | 0-0 | 0 | 0 | 0 | .000 | |
| Totals | .257 | 25 | 618 | 128 | 159 | 43 | 2 | 21 | 116 | 269 | .435 | 104 | 13 | 117 | 0 | .369 | 12 | 6 | 10-12 | 476 | 189 | 29 | .958 | |
| Opponents | .311 | 25 | 640 | 134 | 199 | 35 | 6 | 20 | 123 | 306 | .478 | 86 | 12 | 62 | 4 | .394 | 16 | 18 | 18-23 | 470 | 130 | 29 | .954 | |

LOB - Team (156), Opp (163). DPs turned - Team (13), Opp (4).

(All games Sorted by Earned run avg)

| Player | era | w-l | app | gs | cg | sho | sv | ip | h | r | er | bb | so | 2b | 3b | hr | b/avg | wp | hp | bk | sfa | sha | | |
|------------------------|-------|-------|-----|----|----|-----|----|-------|-----|-----|-----|-----|-----|----|----|----|-------|----|----|----|-----|-----|--|--|
| 99 SPENCER, Kiana | 5.34 | 7-2 | 14 | 9 | 3 | 0/0 | 0 | 59.0 | 71 | 44 | 35 | 26 | 15 | 15 | 2 | 6 | .301 | 1 | 5 | 0 | 5 | 8 | | |
| 13 FERGUSON, Kennedy | 5.57 | 3-4 | 11 | 5 | 1 | 1/0 | 1 | 32.1 | 39 | 23 | 20 | 7 | 20 | 6 | 2 | 6 | .302 | 2 | 1 | 0 | 2 | 4 | | |
| 25 SANCHEZ, Brianna | 5.79 | 1-4 | 16 | 5 | 1 | 1/0 | 1 | 32.2 | 47 | 26 | 21 | 23 | 7 | 7 | 0 | 2 | .351 | 1 | 3 | 0 | 3 | 3 | | |
| 8 KLITZKE, Bailey | 5.86 | 0-4 | 11 | 6 | 1 | 0/0 | 0 | 27.2 | 30 | 29 | 18 | 26 | 19 | 6 | 1 | 2 | .270 | 13 | 1 | 0 | 4 | 1 | | |
| ----- | | | | | | | | | | | | | | | | | | | | | | | | |
| 44 BUDDENHAGEN, Alexis | 14.14 | 0-0 | 4 | 0 | 0 | 0/0 | 0 | 7.0 | 12 | 12 | 11 | 4 | 1 | 1 | 1 | 4 | .400 | 2 | 2 | 0 | 2 | 2 | | |
| Totals | 5.96 | 11-14 | 25 | 25 | 6 | 2/0 | 2 | 158.2 | 199 | 134 | 105 | 86 | 62 | 35 | 6 | 20 | .311 | 19 | 12 | 0 | 16 | 18 | | |
| Opponents | 5.57 | 13-11 | 25 | 25 | 7 | 4/1 | 2 | 156.2 | 159 | 128 | 97 | 104 | 117 | 43 | 2 | 21 | .257 | 7 | 13 | 0 | 12 | 6 | | |

PB - Team (4), ROMERO 2, BRODERICK 1, WILMERT 1, Opp (5). SBA/ATT - ROMERO (10-10), SANCHEZ (8-8), SPENCER (6-7), WILMERT (4-7), BRODERICK (4-6), FERGUSON (3-4), KLITZKE (1-3), BUDDENHAGEN (0-1).

2019 NEW MEXICO MOUNTAIN WEST STATISTICS

Record: 3-21 Home: 1-11 Away: 2-10 MW: 3-21

| Player | avg | gp-gs | ab | r | h | 2b | 3b | hr | rbi | tb | slg% | bb | hp | so | gdp | ob% | sf | sh | sb-att | po | a | e | fld% |
|-----------------------|------|-------|-----|-----|-----|----|----|----|-----|-----|------|----|----|-----|-----|------|----|----|--------|-----|-----|----|-------|
| 44 WILBON, Aleyah | .340 | 19-17 | 50 | 5 | 17 | 1 | 0 | 0 | 2 | 18 | .360 | 2 | 0 | 9 | 1 | .365 | 0 | 1 | 0-0 | 26 | 0 | 1 | .963 |
| 32 WILMERT, Lauren | .339 | 18-18 | 56 | 8 | 19 | 3 | 0 | 4 | 17 | 34 | .607 | 2 | 0 | 17 | 1 | .356 | 1 | 0 | 0-0 | 84 | 4 | 4 | .957 |
| 10 O'GRADY, Cameryn | .328 | 24-24 | 61 | 13 | 20 | 6 | 0 | 3 | 11 | 35 | .574 | 15 | 2 | 15 | 0 | .474 | 0 | 0 | 0-0 | 28 | 43 | 8 | .899 |
| 8 KLITZKE, Bailey | .262 | 23-22 | 61 | 7 | 16 | 3 | 1 | 2 | 11 | 27 | .443 | 7 | 0 | 6 | 0 | .333 | 1 | 0 | 0-0 | 1 | 3 | 0 | 1.000 |
| 4 DeFLORA, D'Andra | .246 | 23-23 | 65 | 11 | 16 | 2 | 0 | 2 | 7 | 24 | .369 | 6 | 5 | 22 | 0 | .355 | 0 | 1 | 1-2 | 38 | 1 | 2 | .951 |
| 22 SALAS, Monica | .241 | 22-22 | 54 | 6 | 13 | 2 | 0 | 2 | 7 | 21 | .389 | 7 | 1 | 21 | 2 | .339 | 0 | 0 | 1-1 | 16 | 29 | 4 | .918 |
| 7 PETERSON, MacKenzie | .231 | 8-6 | 13 | 0 | 3 | 0 | 0 | 0 | 2 | 3 | .231 | 1 | 0 | 2 | 0 | .286 | 0 | 0 | 0-0 | 35 | 0 | 4 | .897 |
| 0 HOWARD, Andrea | .204 | 17-17 | 49 | 11 | 10 | 3 | 1 | 1 | 5 | 18 | .367 | 9 | 0 | 15 | 1 | .328 | 0 | 0 | 0-0 | 39 | 0 | 2 | .951 |
| 66 TOWNES, Sydney | .194 | 16-13 | 31 | 3 | 6 | 0 | 0 | 0 | 0 | 6 | .194 | 8 | 0 | 12 | 0 | .359 | 0 | 0 | 0-0 | 27 | 0 | 2 | .931 |
| 3 JONES, Taylor | .167 | 19-19 | 48 | 6 | 8 | 1 | 0 | 2 | 4 | 15 | .313 | 3 | 1 | 19 | 0 | .231 | 0 | 0 | 0-0 | 59 | 23 | 5 | .943 |
| 9 HALLEEN, Kasey | .154 | 12-10 | 26 | 1 | 4 | 0 | 0 | 0 | 2 | 4 | .154 | 0 | 1 | 7 | 2 | .179 | 1 | 0 | 0-0 | 15 | 16 | 1 | .969 |
| 5 BRODERICK, Sydney | .063 | 16-16 | 32 | 2 | 2 | 2 | 0 | 0 | 1 | 4 | .125 | 8 | 0 | 9 | 0 | .250 | 0 | 1 | 1-1 | 53 | 10 | 5 | .926 |
| 12 HASLAM, Daryn | .000 | 12-6 | 22 | 1 | 0 | 0 | 0 | 0 | 0 | 0 | .000 | 0 | 0 | 10 | 1 | .000 | 0 | 0 | 0-0 | 6 | 8 | 2 | .875 |
| 2 BUCKHOLZ, Maggie | .000 | 6-2 | 7 | 0 | 0 | 0 | 0 | 0 | 0 | 0 | .000 | 1 | 0 | 5 | 0 | .125 | 0 | 0 | 0-0 | 1 | 0 | 1 | .500 |
| 16 ROMERO, Leslie | .000 | 4-1 | 5 | 0 | 0 | 0 | 0 | 0 | 0 | 0 | .000 | 0 | 0 | 4 | 0 | .000 | 0 | 0 | 0-0 | 0 | 0 | 0 | .000 |
| 13 FERGUSON, Kennedy | .000 | 0-0 | 0 | 0 | 0 | 0 | 0 | 0 | 0 | 0 | .000 | 0 | 0 | 0 | 0 | .000 | 0 | 0 | 0-0 | 0 | 8 | 0 | 1.000 |
| 23 STELTZER, Emma | .000 | 0-0 | 0 | 0 | 0 | 0 | 0 | 0 | 0 | 0 | .000 | 0 | 0 | 0 | 0 | .000 | 0 | 0 | 0-0 | 0 | 1 | 0 | 1.000 |
| 99 SPENCER, Kiana | .000 | 1-1 | 0 | 0 | 0 | 0 | 0 | 0 | 0 | 0 | .000 | 0 | 0 | 0 | 0 | .000 | 0 | 0 | 0-0 | 0 | 4 | 0 | 1.000 |
| Totals | .231 | 24 | 580 | 74 | 134 | 23 | 2 | 16 | 69 | 209 | .360 | 69 | 10 | 173 | 8 | .322 | 3 | 3 | 3-4 | 428 | 150 | 41 | .934 |
| Opponents | .351 | 24 | 659 | 209 | 231 | 49 | 8 | 44 | 193 | 428 | .649 | 91 | 16 | 74 | 2 | .437 | 7 | 9 | 17-23 | 453 | 112 | 20 | .966 |

LOB - Team (138), Opp (146). DPs turned - Team (3), Opp (10). CI - Team (1), BRODERICK 1.

(MW games only Sorted by Earned run avg)

| Player | era | w-l | app | gs | cg | sho | sv | ip | h | r | er | bb | so | 2b | 3b | hr | b/avg | wp | hp | bk | sfa | sha |
|----------------------|-------|------|-----|----|----|-----|----|-------|-----|-----|-----|----|-----|----|----|----|-------|----|----|----|-----|-----|
| 13 FERGUSON, Kennedy | 7.11 | 2-6 | 15 | 9 | 1 | 0/0 | 0 | 43.1 | 71 | 57 | 44 | 18 | 16 | 14 | 0 | 13 | .360 | 4 | 1 | 0 | 3 | 4 |
| 99 SPENCER, Kiana | 8.17 | 1-10 | 16 | 10 | 3 | 0/0 | 1 | 49.2 | 77 | 68 | 58 | 31 | 26 | 19 | 3 | 12 | .341 | 5 | 9 | 0 | 3 | 2 |
| 8 KLITZKE, Bailey | 9.45 | 0-5 | 16 | 5 | 1 | 0/0 | 1 | 40.0 | 63 | 64 | 54 | 32 | 31 | 13 | 5 | 13 | .339 | 12 | 4 | 0 | 1 | 3 |
| 9 HALLEEN, Kasey | 10.50 | 0-0 | 2 | 0 | 0 | 0/0 | 0 | 2.0 | 3 | 3 | 3 | 2 | 1 | 0 | 0 | 1 | .333 | 0 | 0 | 0 | 0 | 0 |
| 23 STELTZER, Emma | 11.55 | 0-0 | 5 | 0 | 0 | 0/0 | 0 | 6.2 | 13 | 12 | 11 | 6 | 0 | 2 | 0 | 4 | .394 | 0 | 2 | 0 | 0 | 0 |
| 44 WILBON, Aleyah | 28.00 | 0-0 | 1 | 0 | 0 | 0/0 | 0 | 1.0 | 4 | 5 | 4 | 2 | 0 | 1 | 0 | 1 | .500 | 1 | 0 | 0 | 0 | 0 |
| Totals | 8.49 | 3-21 | 24 | 24 | 5 | 0/0 | 2 | 142.2 | 231 | 209 | 173 | 91 | 74 | 49 | 8 | 44 | .351 | 22 | 16 | 0 | 7 | 9 |
| Opponents | 2.97 | 21-3 | 24 | 24 | 10 | 6/2 | 3 | 151.0 | 134 | 74 | 64 | 69 | 173 | 23 | 2 | 16 | .231 | 7 | 10 | 0 | 3 | 3 |

PB - Team (6), BRODERICK 5, WILMERT 1, Opp (3). SBA/ATT - BRODERICK (12-15), KLITZKE (6-8), WILMERT (5-8), FERGUSON (5-7), SPENCER (4-6), STELTZER (2-2).



2020 NEW MEXICO GAME-BY-GAME STATISTICS

| Date | Opponent | ab | r | h | rbi | 2b | 3b | hr | tb | bb | lbb | sb | cs | hbp | sac | sf | gdp | k | po | a | e | lob | avg |
|---------------|-------------------|------------|------------|------------|------------|-----------|----------|-----------|------------|------------|----------|-----------|----------|-----------|----------|-----------|----------|------------|------------|------------|-----------|------------|-------------|
| Feb 07 | vs Weber State | 23 | 1 | 2 | 1 | 1 | 0 | 0 | 3 | 9 | 0 | 0 | 0 | 0 | 0 | 1 | 0 | 6 | 21 | 11 | 0 | 11 | .087 |
| Feb 07 | vs Stanford | 29 | 6 | 7 | 6 | 1 | 0 | 1 | 11 | 8 | 0 | 0 | 0 | 1 | 0 | 0 | 0 | 7 | 20 | 9 | 1 | 11 | .173 |
| Feb 08 | vs Stanford | 21 | 2 | 3 | 2 | 0 | 0 | 2 | 9 | 3 | 0 | 0 | 0 | 0 | 0 | 0 | 0 | 2 | 21 | 6 | 0 | 4 | .164 |
| Feb 08 | at Grand Canyon | 27 | 9 | 8 | 6 | 2 | 0 | 4 | 22 | 6 | 0 | 1 | 0 | 2 | 0 | 1 | 0 | 5 | 21 | 10 | 0 | 9 | .200 |
| Feb 09 | at Grand Canyon | 30 | 6 | 9 | 5 | 1 | 0 | 1 | 13 | 5 | 0 | 1 | 0 | 0 | 2 | 0 | 0 | 4 | 19 | 3 | 3 | 10 | .223 |
| Feb 14 | NORTHERN COLORAD | 24 | 12 | 13 | 12 | 3 | 0 | 1 | 19 | 6 | 0 | 1 | 0 | 0 | 0 | 2 | 0 | 3 | 15 | 4 | 1 | 7 | .273 |
| Feb 15 | NORTHERN COLORAD | 27 | 8 | 9 | 5 | 3 | 0 | 2 | 18 | 3 | 0 | 1 | 0 | 0 | 0 | 0 | 0 | 0 | 21 | 12 | 0 | 4 | .282 |
| Feb 15 | UCSB | 18 | 9 | 7 | 9 | 2 | 1 | 1 | 14 | 5 | 0 | 1 | 0 | 0 | 0 | 1 | 0 | 2 | 15 | 6 | 1 | 3 | .291 |
| Feb 16 | UCSB | 25 | 2 | 5 | 2 | 1 | 0 | 0 | 6 | 6 | 0 | 0 | 0 | 1 | 0 | 0 | 0 | 4 | 21 | 7 | 1 | 9 | .281 |
| Feb 20 | vs UC Riverside | 23 | 6 | 5 | 6 | 2 | 0 | 2 | 13 | 4 | 0 | 1 | 0 | 2 | 0 | 0 | 0 | 7 | 21 | 11 | 1 | 5 | .275 |
| Feb 21 | vs Arizona State | 18 | 0 | 3 | 0 | 0 | 0 | 0 | 3 | 0 | 0 | 0 | 0 | 0 | 0 | 0 | 0 | 10 | 15 | 5 | 1 | 3 | .268 |
| Feb 22 | vs Missouri | 22 | 0 | 1 | 0 | 0 | 0 | 0 | 1 | 3 | 0 | 0 | 0 | 0 | 0 | 0 | 0 | 9 | 18 | 7 | 0 | 4 | .251 |
| Feb 22 | vs San Diego | 25 | 5 | 6 | 5 | 1 | 0 | 0 | 7 | 4 | 0 | 0 | 0 | 0 | 1 | 1 | 0 | 5 | 18 | 10 | 1 | 5 | .250 |
| Feb 23 | vs California | 23 | 3 | 2 | 3 | 0 | 0 | 2 | 8 | 4 | 0 | 1 | 0 | 1 | 0 | 0 | 0 | 6 | 18 | 5 | 2 | 4 | .239 |
| Feb 28 | LA SALLE | 27 | 11 | 10 | 9 | 3 | 0 | 0 | 13 | 3 | 0 | 1 | 0 | 3 | 0 | 2 | 0 | 4 | 21 | 8 | 1 | 6 | .249 |
| Feb 28 | NORTHERN COLORAD | 31 | 5 | 11 | 5 | 3 | 0 | 2 | 20 | 3 | 0 | 1 | 0 | 1 | 0 | 0 | 0 | 6 | 21 | 8 | 2 | 9 | .257 |
| Feb 29 | LA SALLE | 23 | 13 | 11 | 13 | 2 | 0 | 1 | 16 | 12 | 0 | 1 | 0 | 0 | 0 | 1 | 0 | 1 | 15 | 7 | 1 | 9 | .269 |
| Feb 29 | SOUTH DAKOTA | 28 | 7 | 7 | 6 | 1 | 1 | 0 | 10 | 3 | 0 | 0 | 0 | 1 | 1 | 1 | 0 | 4 | 24 | 9 | 1 | 5 | .268 |
| Mar 01 | NORTHERN COLORAD | 27 | 4 | 7 | 4 | 4 | 0 | 1 | 14 | 0 | 0 | 0 | 0 | 0 | 0 | 0 | 0 | 3 | 21 | 12 | 1 | 2 | .268 |
| Mar 01 | SOUTH DAKOTA | 27 | 6 | 10 | 6 | 2 | 0 | 1 | 15 | 4 | 0 | 0 | 1 | 0 | 0 | 1 | 0 | 2 | 21 | 5 | 1 | 8 | .273 |
| Mar 06 | vs Texas Southern | 24 | 0 | 4 | 0 | 2 | 0 | 0 | 6 | 5 | 0 | 0 | 0 | 0 | 1 | 0 | 0 | 10 | 21 | 8 | 2 | 9 | .268 |
| Mar 07 | vs Texas Southern | 28 | 8 | 9 | 7 | 5 | 0 | 0 | 14 | 7 | 0 | 0 | 1 | 1 | 0 | 1 | 0 | 2 | 18 | 6 | 0 | 11 | .271 |
| Mar 07 | vs Liberty | 27 | 2 | 6 | 1 | 1 | 0 | 0 | 7 | 0 | 0 | 0 | 0 | 0 | 1 | 0 | 0 | 5 | 18 | 11 | 1 | 5 | .269 |
| Mar 08 | at Texas | 21 | 0 | 0 | 0 | 0 | 0 | 0 | 0 | 0 | 0 | 0 | 0 | 0 | 0 | 0 | 0 | 10 | 18 | 3 | 7 | 0 | .259 |
| Mar 08 | vs Liberty | 20 | 3 | 4 | 3 | 3 | 0 | 0 | 7 | 1 | 0 | 0 | 0 | 0 | 0 | 0 | 0 | 0 | 14 | 6 | 0 | 3 | .257 |
| Totals | | 618 | 128 | 159 | 116 | 43 | 2 | 21 | 269 | 104 | 0 | 10 | 2 | 13 | 6 | 12 | 0 | 117 | 476 | 189 | 29 | 156 | .257 |

2020 NEW MEXICO RECORD AND INNING BREAKDOWN

| Score by innings | 1 | 2 | 3 | 4 | 5 | 6 | 7 | 8 | Total |
|------------------|----|----|----|----|----|----|----|---|-------|
| New Mexico | 18 | 15 | 31 | 24 | 16 | 18 | 5 | 1 | 128 |
| Opponents | 29 | 14 | 16 | 25 | 23 | 13 | 14 | 0 | 134 |

Record when ...

| | | | |
|----------------------|-------|----------------------|------|
| Overall | 11-14 | After 6 leading | 6-1 |
| Conference | 0-0 | trailing | 0-10 |
| Non-Conference | 11-14 | tied | 1-1 |
| Home games | 7-3 | After 7 leading | 0-0 |
| Away games | 1-2 | trailing | 0-0 |
| Neutral site | 3-9 | tied | 0-0 |
| Day games | 8-12 | After 8 leading | 0-0 |
| Night games | 3-2 | trailing | 0-0 |
| vs Left starter | 3-0 | tied | 0-0 |
| vs Right starter | 8-14 | | |
| 1-Run games | 1-4 | Hit 0 home runs | 3-9 |
| 2-Run games | 2-1 | ... 1 home run | 4-3 |
| 5+Run games | 6-6 | ... 2+ home runs | 4-2 |
| Extra innings | 1-0 | | |
| Shutouts | 2-4 | Opponent 0 home runs | 7-5 |
| | | 1 home run | 3-6 |
| | | 2+ HRs | 1-3 |
| Scoring 0-2 runs | 1-7 | | |
| 3-5 runs | 0-5 | | |
| 6-9 runs | 7-2 | Made 0 errors | 4-3 |
| 10+ runs | 3-0 | ... 1 error | 7-6 |
| | | ... 2+ errors | 0-5 |
| Opponent 0-2 runs | 3-0 | | |
| 3-5 runs | 6-4 | Opp. made 0 errors | 2-6 |
| 6-9 runs | 2-8 | 1 error | 5-4 |
| 10+ runs | 0-2 | 2+ errors | 4-4 |
| Scored in 1st inning | 7-3 | Out-hit opponent | 6-2 |
| Opp. scored in 1st | 2-11 | Out-hit by opponent | 5-12 |
| Scores first | 7-4 | Hits are tied | 0-0 |
| Opp. scores first | 4-10 | | |

Record when team scores:

| | | | | | | | | | | | |
|------|-----|-----|-----|-----|-----|-----|-----|-----|-----|-----|-----|
| Runs | 0 | 1 | 2 | 3 | 4 | 5 | 6 | 7 | 8 | 9 | 10+ |
| W-L | 0-4 | 0-1 | 1-2 | 0-2 | 0-1 | 0-2 | 2-2 | 1-0 | 2-0 | 2-0 | 3-0 |

Record when opponent scores:

| | | | | | | | | | | | |
|------|-----|-----|-----|-----|-----|-----|-----|-----|-----|-----|-----|
| Runs | 0 | 1 | 2 | 3 | 4 | 5 | 6 | 7 | 8 | 9 | 10+ |
| W-L | 2-0 | 1-0 | 0-0 | 3-1 | 2-1 | 1-2 | 1-2 | 1-5 | 0-1 | 0-0 | 0-2 |

Record when leading after:

| | | | | | | | | |
|------|-----|-----|------|-----|-----|-----|-----|-----|
| Inn. | 1 | 2 | 3 | 4 | 5 | 6 | 7 | 8 |
| W-L | 6-2 | 7-2 | 10-3 | 9-2 | 7-1 | 6-1 | 0-0 | 0-0 |

Record when trailing after:

| | | | | | | | | |
|------|------|-----|-----|------|------|------|-----|-----|
| Inn. | 1 | 2 | 3 | 4 | 5 | 6 | 7 | 8 |
| W-L | 1-10 | 1-9 | 0-8 | 0-10 | 0-11 | 0-10 | 0-0 | 0-0 |

Record when tied after:

| | | | | | | | | |
|------|-----|-----|-----|-----|-----|-----|-----|-----|
| Inn. | 1 | 2 | 3 | 4 | 5 | 6 | 7 | 8 |
| W-L | 4-2 | 3-3 | 1-3 | 2-2 | 1-0 | 1-1 | 0-0 | 0-0 |

Current losing streak: 3
 Longest winning streak: 3
 Longest losing streak: 4

Home attendance : 2559 (10 dates avg = 255)
 Away attendance : 3537 (15 dates avg = 235)
 Total attendance: 6096 (25 dates avg = 243)



2020 NEW MEXICO SITUATIONAL BREAKDOWN

| Player | vs left | | | vs right | | | w/runners | | | w/bases empty | | | w/bases loaded | | | as leadoff | | | fly | gnd | fly/ |
|---------------------|---------|-----|------|----------|-----|------|-----------|-----|------|---------------|-----|------|----------------|----|-------|------------|-----|------|-----|-----|------|
| | h | ab | avg | h | ab | avg | h | ab | avg | h | ab | avg | h | ab | avg | rch | ops | pct | out | out | gnd |
| 5 BRODERICK, Sydney | 0 | 4 | .000 | 4 | 22 | .182 | 0 | 13 | .000 | 4 | 13 | .308 | 0 | 4 | .000 | 3 | 7 | .429 | 11 | 5 | 2.2 |
| 3 HATHOOT, Rachael | 5 | 11 | .455 | 16 | 70 | .229 | 10 | 32 | .313 | 11 | 49 | .224 | 1 | 3 | .333 | 11 | 23 | .478 | 29 | 20 | 1.5 |
| 0 HOWARD, Andrea | 2 | 7 | .286 | 19 | 63 | .302 | 14 | 46 | .304 | 7 | 24 | .292 | 1 | 6 | .167 | 5 | 14 | .357 | 29 | 9 | 3.2 |
| 24 JENKINS, Skylar | 3 | 5 | .600 | 1 | 13 | .077 | 4 | 10 | .400 | 0 | 8 | .000 | 1 | 1 | 1.000 | 0 | 4 | .000 | 5 | 3 | 1.7 |
| 9 JONES, Taylor | 1 | 4 | .250 | 3 | 22 | .136 | 1 | 14 | .071 | 3 | 12 | .250 | 0 | 2 | .000 | 3 | 6 | .500 | 11 | 4 | 2.8 |
| 8 KLITZKE, Bailey | 2 | 3 | .667 | 7 | 31 | .226 | 7 | 23 | .304 | 2 | 11 | .182 | 0 | 3 | .000 | 3 | 5 | .600 | 8 | 6 | 1.3 |
| 1 MARTINEZ, Briana | 5 | 10 | .500 | 14 | 56 | .250 | 13 | 41 | .317 | 6 | 25 | .240 | 2 | 4 | .500 | 2 | 8 | .250 | 20 | 11 | 1.8 |
| 10 O'GRADY, Cameryn | 6 | 8 | .750 | 21 | 66 | .318 | 17 | 32 | .531 | 10 | 42 | .238 | 2 | 6 | .333 | 10 | 29 | .345 | 26 | 9 | 2.9 |
| 16 ROMERO, Leslie | 0 | 2 | .000 | 7 | 30 | .233 | 3 | 7 | .429 | 4 | 25 | .160 | 0 | 0 | --- | 1 | 6 | .167 | 13 | 7 | 1.9 |
| 22 SHAFER, Gavyn | 5 | 10 | .500 | 7 | 52 | .135 | 9 | 28 | .321 | 3 | 34 | .088 | 0 | 4 | .000 | 1 | 10 | .100 | 24 | 19 | 1.3 |
| 77 TUCK, Reyann | 2 | 5 | .400 | 6 | 31 | .194 | 4 | 16 | .250 | 4 | 20 | .200 | 0 | 2 | .000 | 4 | 12 | .333 | 16 | 9 | 1.8 |
| 32 WILMERT, Lauren | 3 | 6 | .500 | 7 | 35 | .200 | 3 | 15 | .200 | 7 | 26 | .269 | 0 | 4 | .000 | 7 | 17 | .412 | 15 | 7 | 2.1 |
| 4 YOUNG, Taryn | 1 | 8 | .125 | 12 | 44 | .273 | 6 | 23 | .261 | 7 | 29 | .241 | 1 | 4 | .250 | 8 | 17 | .471 | 15 | 5 | 3.0 |
| Totals | 35 | 83 | .422 | 124 | 535 | .232 | 91 | 300 | .303 | 68 | 318 | .214 | 8 | 43 | .186 | 58 | 158 | .367 | 222 | 114 | 1.9 |
| Opponents | 113 | 377 | .300 | 86 | 263 | .327 | 105 | 353 | .297 | 94 | 287 | .328 | 4 | 21 | .190 | 74 | 159 | .465 | 207 | 182 | 1.1 |

| Player | pinch hitting | | | w/runners in scoring pos | | | w/runner on 3rd and LT 2 out | | | with 2 outs | | | success adv runners | | | 2- out | rns adv | rns lob | rch err | rch fc | kl |
|---------------------|---------------|----|-------|--------------------------|-----|------|------------------------------|-----|-------|-------------|-----|------|---------------------|-----|------|--------|---------|---------|---------|--------|----|
| | h | ab | avg | h | ab | avg | rbi | ops | pct | h | ab | avg | adv | ops | pct | rbi | w/out | lob | err | fc | kl |
| 5 BRODERICK, Sydney | 0 | 1 | .000 | 0 | 8 | .000 | 1 | 3 | .333 | 1 | 10 | .100 | 4 | 14 | .286 | 0 | 1 | 12 | 2 | 2 | 1 |
| 3 HATHOOT, Rachael | 0 | 0 | --- | 7 | 20 | .350 | 3 | 5 | .600 | 3 | 19 | .158 | 20 | 37 | .541 | 4 | 5 | 8 | 5 | 0 | 3 |
| 0 HOWARD, Andrea | 0 | 0 | --- | 11 | 35 | .314 | 6 | 10 | .600 | 10 | 29 | .345 | 25 | 53 | .472 | 12 | 5 | 22 | 2 | 2 | 5 |
| 24 JENKINS, Skylar | 1 | 5 | .200 | 3 | 9 | .333 | 0 | 1 | .000 | 2 | 6 | .333 | 6 | 10 | .600 | 4 | 1 | 3 | 0 | 1 | 2 |
| 9 JONES, Taylor | 0 | 2 | .000 | 1 | 12 | .083 | 1 | 2 | .500 | 0 | 11 | .000 | 8 | 20 | .400 | 1 | 3 | 14 | 0 | 0 | 1 |
| 8 KLITZKE, Bailey | 1 | 1 | 1.000 | 5 | 15 | .333 | 5 | 5 | 1.000 | 0 | 11 | .000 | 16 | 31 | .516 | 0 | 2 | 20 | 0 | 2 | 2 |
| 1 MARTINEZ, Briana | 0 | 0 | --- | 10 | 32 | .313 | 4 | 9 | .444 | 6 | 22 | .273 | 26 | 49 | .531 | 4 | 6 | 9 | 1 | 4 | 3 |
| 10 O'GRADY, Cameryn | 0 | 0 | --- | 9 | 19 | .474 | 4 | 6 | .667 | 5 | 16 | .313 | 28 | 40 | .700 | 5 | 2 | 16 | 3 | 0 | 3 |
| 16 ROMERO, Leslie | 0 | 3 | .000 | 1 | 4 | .250 | 2 | 2 | 1.000 | 3 | 10 | .300 | 7 | 9 | .778 | 0 | 3 | 2 | 3 | 0 | 1 |
| 22 SHAFER, Gavyn | 0 | 1 | .000 | 5 | 16 | .313 | 3 | 5 | .600 | 5 | 25 | .200 | 20 | 35 | .571 | 3 | 3 | 16 | 2 | 5 | 1 |
| 77 TUCK, Reyann | 1 | 2 | .500 | 2 | 8 | .250 | 3 | 5 | .600 | 1 | 8 | .125 | 6 | 18 | .333 | 0 | 2 | 7 | 0 | 0 | 0 |
| 32 WILMERT, Lauren | 1 | 2 | .500 | 2 | 11 | .182 | 2 | 5 | .400 | 1 | 12 | .083 | 8 | 19 | .421 | 2 | 1 | 11 | 2 | 0 | 3 |
| 4 YOUNG, Taryn | 0 | 0 | --- | 3 | 14 | .214 | 0 | 5 | .000 | 6 | 20 | .300 | 11 | 27 | .407 | 7 | 0 | 9 | 1 | 0 | 7 |
| Totals | 4 | 17 | .235 | 59 | 203 | .291 | 34 | 63 | .540 | 43 | 199 | .216 | 185 | 362 | .511 | 42 | 34 | 156 | 21 | 16 | 32 |
| Opponents | 6 | 21 | .286 | 55 | 209 | .263 | 38 | 61 | .623 | 67 | 214 | .313 | 212 | 418 | .507 | 55 | 75 | 163 | 20 | 28 | 16 |

Success Advancing Runners = percentage of times the batter advanced at least one runner during a plate appearance
 #Rnrs Adv w/Out = TOTAL number of runners advanced when the player made an out



00 ANDREA HOWARD

OF • 5-6 • JR.

ALBUQUERQUE, N.M. • LA CUEVA HS

SINGLE-GAME HIGHS

Hits: 3, 3x, Last vs. UNC, 2-28-20
 Doubles: 1, 18x, Last vs. Texas Southern, 3-7-20
 Triples: 1, 3x, Last at San Diego State, 3-17-19
 Home runs: 2, Grand Canyon, 2-8-20
 Total bases: 8, Grand Canyon, 2-8-20
 RBI: 5, Northern Colorado, 2-14-20
 Runs scored: 3, 3x, Last vs UTEP, 2-8-19
 Walks: 4, UTEP, 2-8-19
 Hit by pitch: 1, 2x, Last vs. Alabama, 2-15-19

Struck out: 3, 4x, Last at NMSU, 4-2-19
 Sac flies: 1, 5x, Last vs. La Salle, 2-29-20
 Sac bunts: 1, 3x, Last at Hawai'i, 2-23-19
 At bats: 5, 2x, Last at Utah State, 4-6-19
 Stolen bases: 1, 6x, Last vs. UNC, 2-28-20
 Putouts: 13, at UTEP, 4-16-18
 Assists: 1, 12x, Last vs. La Salle, 2-29-20
 Named All-Mountain West Second Team in 2018
 2019 Google Cloud Academic All-America®
 Second Team

CAREER STATS (AT UNM)

| Year | avg | gp-gs | ab | r | h | 2b | 3b | hr | rbi | tb | slg% | bb | hbp | so | gdp | ob% | sf | sh | sb-att | po | a | e | fld% |
|-------|------|---------|-----|----|----|----|----|----|-----|-----|------|----|-----|----|-----|------|----|----|--------|-----|----|---|------|
| 2018 | .313 | 51-50 | 131 | 20 | 41 | 6 | 1 | 7 | 18 | 70 | .534 | 23 | 1 | 39 | 1 | .414 | 2 | 2 | 3-4 | 296 | 5 | 4 | .987 |
| 2019 | .192 | 46-46 | 125 | 25 | 24 | 9 | 2 | 3 | 15 | 46 | .368 | 24 | 1 | 44 | 1 | .327 | 0 | 1 | 1-1 | 97 | 4 | 4 | .962 |
| 2020 | .300 | 25-25 | 70 | 15 | 21 | 3 | 0 | 7 | 24 | 45 | .643 | 12 | 0 | 11 | 0 | .388 | 3 | 0 | 2-2 | 50 | 3 | 1 | .981 |
| TOTAL | .264 | 122-121 | 326 | 60 | 86 | 18 | 3 | 17 | 57 | 161 | .494 | 59 | 2 | 94 | 2 | .375 | 5 | 3 | 6-7 | 443 | 12 | 9 | .981 |

2020 GAME-BY-GAME

| Date | Opponent | Pos | AB | R | H | RBI | 2B | 3B | HR | BB | SB | CS | HBP | SAC | SF | GDP | K | PO | A | E | Avg |
|--------|-------------------|-----|------|----|----|-----|----|----|----|----|----|----|-----|-----|----|-----|----|----|---|---|------|
| Feb 07 | vs Weber State | *of | 3 | 0 | 0 | 0 | 0 | 0 | 0 | 1 | 0 | 0 | 0 | 0 | 0 | 0 | 2 | 0 | 0 | 0 | .000 |
| Feb 07 | vs Stanford | *of | 3 | 0 | 1 | 1 | 0 | 0 | 0 | 1 | 0 | 0 | 0 | 0 | 0 | 0 | 1 | 7 | 0 | 0 | .167 |
| Feb 08 | vs Stanford | *of | 2 | 1 | 1 | 1 | 0 | 0 | 1 | 1 | 0 | 0 | 0 | 0 | 0 | 0 | 0 | 3 | 0 | 0 | .250 |
| Feb 08 | at Grand Canyon | *of | 3 | 2 | 2 | 3 | 0 | 0 | 2 | 0 | 0 | 0 | 0 | 0 | 1 | 0 | 0 | 3 | 0 | 0 | .364 |
| Feb 09 | at Grand Canyon | *of | 4 | 0 | 1 | 1 | 1 | 0 | 0 | 0 | 0 | 0 | 0 | 0 | 0 | 0 | 0 | 4 | 0 | 0 | .333 |
| Feb 14 | NORTHERN COLORA | *of | 3 | 2 | 2 | 5 | 0 | 0 | 1 | 0 | 0 | 0 | 0 | 0 | 1 | 0 | 0 | 2 | 0 | 0 | .389 |
| Feb 15 | NORTHERN COLORA | *of | 3 | 1 | 1 | 0 | 0 | 0 | 0 | 0 | 0 | 0 | 0 | 0 | 0 | 0 | 2 | 1 | 0 | 0 | .381 |
| Feb 15 | UCSB | *of | 3 | 1 | 0 | 0 | 0 | 0 | 0 | 0 | 1 | 0 | 0 | 0 | 0 | 0 | 1 | 4 | 1 | 0 | .333 |
| Feb 16 | UCSB | *of | 3 | 0 | 0 | 0 | 0 | 0 | 0 | 1 | 0 | 0 | 0 | 0 | 0 | 0 | 1 | 2 | 0 | 0 | .296 |
| Feb 20 | vs UC Riverside | *of | 3 | 1 | 1 | 2 | 0 | 0 | 1 | 0 | 0 | 0 | 0 | 0 | 0 | 0 | 0 | 1 | 0 | 1 | .300 |
| Feb 21 | vs Arizona State | *of | 2 | 0 | 1 | 0 | 0 | 0 | 0 | 0 | 0 | 0 | 0 | 0 | 0 | 0 | 1 | 1 | 0 | 0 | .312 |
| Feb 22 | vs Missouri | *of | 3 | 0 | 0 | 0 | 0 | 0 | 0 | 0 | 0 | 0 | 0 | 0 | 0 | 0 | 2 | 3 | 0 | 0 | .286 |
| Feb 22 | vs San Diego | *of | 3 | 0 | 1 | 3 | 1 | 0 | 0 | 1 | 0 | 0 | 0 | 0 | 0 | 0 | 0 | 0 | 0 | 0 | .289 |
| Feb 23 | vs California | *of | 1 | 0 | 0 | 0 | 0 | 0 | 0 | 2 | 0 | 0 | 0 | 0 | 0 | 0 | 0 | 4 | 0 | 0 | .282 |
| Feb 28 | LA SALLE | *of | 3 | 2 | 1 | 0 | 0 | 0 | 0 | 1 | 0 | 0 | 0 | 0 | 0 | 0 | 1 | 2 | 0 | 0 | .286 |
| Feb 28 | NORTHERN COLORA | *of | 4 | 1 | 3 | 2 | 0 | 0 | 1 | 0 | 1 | 0 | 0 | 0 | 0 | 0 | 0 | 0 | 0 | 0 | .326 |
| Feb 29 | LA SALLE | *of | 2 | 1 | 0 | 1 | 0 | 0 | 0 | 1 | 0 | 0 | 0 | 0 | 1 | 0 | 0 | 1 | 1 | 0 | .312 |
| Feb 29 | SOUTH DAKOTA | *of | 4 | 0 | 1 | 1 | 0 | 0 | 0 | 0 | 0 | 0 | 0 | 0 | 0 | 0 | 0 | 0 | 0 | 0 | .308 |
| Mar 01 | NORTHERN COLORA | *of | 3 | 0 | 0 | 0 | 0 | 0 | 0 | 0 | 0 | 0 | 0 | 0 | 0 | 0 | 0 | 0 | 0 | 0 | .291 |
| Mar 01 | SOUTH DAKOTA | *of | 4 | 1 | 1 | 2 | 0 | 0 | 1 | 0 | 0 | 0 | 0 | 0 | 0 | 0 | 0 | 2 | 0 | 0 | .288 |
| Mar 06 | vs Texas Southern | *of | 1 | 0 | 0 | 0 | 0 | 0 | 0 | 2 | 0 | 0 | 0 | 0 | 0 | 0 | 0 | 1 | 0 | 0 | .283 |
| Mar 07 | vs Texas Southern | *of | 3 | 1 | 2 | 1 | 1 | 0 | 0 | 1 | 0 | 0 | 0 | 0 | 0 | 0 | 0 | 1 | 0 | 0 | .302 |
| Mar 07 | vs Liberty | *of | 3 | 1 | 1 | 0 | 0 | 0 | 0 | 0 | 0 | 0 | 0 | 0 | 0 | 0 | 1 | 1 | 0 | 0 | .303 |
| Mar 08 | at Texas | *of | 2 | 0 | 0 | 0 | 0 | 0 | 0 | 0 | 0 | 0 | 0 | 0 | 0 | 0 | 1 | 2 | 0 | 0 | .294 |
| Mar 08 | vs Liberty | *of | 2 | 0 | 1 | 1 | 0 | 0 | 0 | 0 | 0 | 0 | 0 | 0 | 0 | 0 | 0 | 4 | 0 | 0 | .300 |
| Totals | | | 25gs | 70 | 15 | 21 | 24 | 3 | 0 | 7 | 12 | 2 | 0 | 0 | 3 | 0 | 11 | 50 | 3 | 1 | .300 |

On base pct. .388 • Slugging pct. .643





1 BRIANA MARTINEZ *UT • 5-3 • FR.*
ALBUQUERQUE, N.M. • RIO RANCHO HS

SINGLE-GAME HIGHS

Hits: 3, 2x, Last vs. Northern Colo., 2-14-20
 Doubles: 2, Northern Colorado, 3-1-20
 Triples:
 Home runs: 1, 2x, Last vs. UNC, 2-15-20
 Total bases: 6, Grand Canyon, 2-9-20
 RBI: 2, 5x, Last vs. Texas Southern, 3-7-20
 Runs scored: 3, Northern Colorado, 2-14-20
 Walks: 2, 3x, Last vs. La Salle, 2-29-20
 Hit by pitch: 1, California, 2-23-20

Struck out: 2, 5x, Last at Texas, 3-8-20
 Sac flies:
 Sac bunts:
 At bats: 4, 2x, Last vs. South Dakota, 3-1-20
 Stolen bases: 1, 5x, Last vs. La Salle, 2-28-20
 Caught stealing:
 Putouts: 4, 2x, Last vs. South Dakota, 3-1-20
 Assists: 1, Liberty, 3-8-20

CAREER STATS (AT UNM)

| Year | avg | gp-gs | ab | r | h | 2b | 3b | hr | rbi | tb | slg% | bb | hbp | so | gdp | ob% | sf | sh | sb-att | po | a | e | fld% |
|-------|------|-------|----|----|----|----|----|----|-----|----|------|----|-----|----|-----|------|----|----|--------|----|---|---|------|
| 2020 | .288 | 25-25 | 66 | 13 | 19 | 5 | 0 | 2 | 14 | 30 | .455 | 20 | 1 | 14 | 0 | .460 | 0 | 0 | 5-5 | 30 | 1 | 2 | .939 |
| TOTAL | .288 | 25-25 | 66 | 13 | 19 | 5 | 0 | 2 | 14 | 30 | .455 | 20 | 1 | 14 | 0 | .460 | 0 | 0 | 5-5 | 30 | 1 | 2 | .939 |

2020 GAME-BY-GAME

| Date | Opponent | Pos | AB | R | H | RBI | 2B | 3B | HR | BB | SB | CS | HBP | SAC | SF | GDP | K | PO | A | E | Avg |
|--------|-------------------|-----|------|----|----|-----|----|----|----|----|----|----|-----|-----|----|-----|----|----|---|---|------|
| Feb 07 | vs Weber State | *of | 2 | 1 | 0 | 0 | 0 | 0 | 0 | 2 | 0 | 0 | 0 | 0 | 0 | 0 | 1 | 3 | 0 | 0 | .000 |
| Feb 07 | vs Stanford | *of | 3 | 0 | 1 | 1 | 0 | 0 | 0 | 1 | 0 | 0 | 0 | 0 | 0 | 0 | 0 | 0 | 0 | 0 | .200 |
| Feb 08 | vs Stanford | *of | 3 | 0 | 1 | 0 | 0 | 0 | 0 | 0 | 0 | 0 | 0 | 0 | 0 | 0 | 0 | 1 | 0 | 0 | .250 |
| Feb 08 | at Grand Canyon | *of | 2 | 1 | 0 | 0 | 0 | 0 | 0 | 2 | 1 | 0 | 0 | 0 | 0 | 0 | 0 | 1 | 0 | 0 | .200 |
| Feb 09 | at Grand Canyon | *of | 3 | 2 | 3 | 2 | 0 | 0 | 1 | 1 | 1 | 0 | 0 | 0 | 0 | 0 | 0 | 1 | 0 | 0 | .385 |
| Feb 14 | NORTHERN COLORA | *of | 3 | 3 | 3 | 1 | 1 | 0 | 0 | 1 | 0 | 0 | 0 | 0 | 0 | 0 | 0 | 0 | 0 | 0 | .500 |
| Feb 15 | NORTHERN COLORA | *of | 3 | 2 | 2 | 2 | 0 | 0 | 1 | 1 | 0 | 0 | 0 | 0 | 0 | 0 | 0 | 0 | 0 | 0 | .526 |
| Feb 15 | UCSB | *of | 2 | 0 | 0 | 0 | 0 | 0 | 0 | 1 | 0 | 0 | 0 | 0 | 0 | 0 | 0 | 1 | 0 | 0 | .476 |
| Feb 16 | UCSB | *of | 3 | 0 | 0 | 0 | 0 | 0 | 0 | 1 | 0 | 0 | 0 | 0 | 0 | 0 | 0 | 1 | 0 | 0 | .417 |
| Feb 20 | vs UC Riverside | *of | 2 | 0 | 0 | 0 | 0 | 0 | 0 | 1 | 1 | 0 | 0 | 0 | 0 | 0 | 0 | 2 | 0 | 0 | .385 |
| Feb 21 | vs Arizona State | *of | 2 | 0 | 1 | 0 | 0 | 0 | 0 | 0 | 0 | 0 | 0 | 0 | 0 | 0 | 0 | 1 | 0 | 0 | .393 |
| Feb 22 | vs Missouri | *of | 2 | 0 | 0 | 0 | 0 | 0 | 0 | 1 | 0 | 0 | 0 | 0 | 0 | 0 | 0 | 2 | 0 | 0 | .367 |
| Feb 22 | vs San Diego | *of | 1 | 1 | 0 | 0 | 0 | 0 | 0 | 1 | 0 | 0 | 0 | 0 | 0 | 0 | 0 | 1 | 0 | 0 | .355 |
| Feb 23 | vs California | *of | 1 | 0 | 0 | 0 | 0 | 0 | 0 | 1 | 1 | 0 | 1 | 0 | 0 | 0 | 0 | 0 | 0 | 0 | .344 |
| Feb 28 | LA SALLE | *of | 4 | 1 | 1 | 0 | 0 | 0 | 0 | 1 | 0 | 0 | 0 | 0 | 0 | 0 | 1 | 4 | 0 | 0 | .333 |
| Feb 28 | NORTHERN COLORA | *of | 3 | 0 | 0 | 0 | 0 | 0 | 0 | 1 | 0 | 0 | 0 | 0 | 0 | 0 | 2 | 2 | 0 | 0 | .308 |
| Feb 29 | LA SALLE | *of | 2 | 0 | 0 | 1 | 0 | 0 | 0 | 2 | 0 | 0 | 0 | 0 | 0 | 0 | 0 | 1 | 0 | 0 | .293 |
| Feb 29 | SOUTH DAKOTA | *of | 3 | 1 | 2 | 2 | 1 | 0 | 0 | 1 | 0 | 0 | 0 | 0 | 0 | 0 | 1 | 1 | 0 | 0 | .318 |
| Mar 01 | NORTHERN COLORA | *of | 3 | 0 | 2 | 1 | 2 | 0 | 0 | 0 | 0 | 0 | 0 | 0 | 0 | 0 | 0 | 3 | 0 | 0 | .340 |
| Mar 01 | SOUTH DAKOTA | *of | 4 | 0 | 2 | 2 | 1 | 0 | 0 | 0 | 0 | 0 | 0 | 0 | 0 | 0 | 0 | 4 | 0 | 0 | .353 |
| Mar 06 | vs Texas Southern | *of | 3 | 0 | 0 | 0 | 0 | 0 | 0 | 1 | 0 | 0 | 0 | 0 | 0 | 0 | 2 | 1 | 0 | 0 | .333 |
| Mar 07 | vs Texas Southern | *of | 3 | 1 | 1 | 2 | 0 | 0 | 0 | 1 | 0 | 0 | 0 | 0 | 0 | 0 | 0 | 0 | 0 | 0 | .333 |
| Mar 07 | vs Liberty | *of | 3 | 0 | 0 | 0 | 0 | 0 | 0 | 0 | 0 | 0 | 0 | 0 | 0 | 0 | 0 | 1 | 0 | 0 | .317 |
| Mar 08 | at Texas | *of | 3 | 0 | 0 | 0 | 0 | 0 | 0 | 0 | 0 | 0 | 0 | 0 | 0 | 0 | 2 | 3 | 0 | 2 | .302 |
| Mar 08 | vs Liberty | *of | 3 | 0 | 0 | 0 | 0 | 0 | 0 | 0 | 0 | 0 | 0 | 0 | 0 | 0 | 0 | 1 | 1 | 0 | .288 |
| Totals | | | 25gs | 66 | 13 | 19 | 14 | 5 | 0 | 2 | 20 | 5 | 0 | 1 | 0 | 0 | 14 | 30 | 1 | 2 | .288 |

On base pct. .460 • Slugging pct. .455



3 RACHAEL HATHOOT *IF • 5-8 • FR.* *ALBUQUERQUE, N.M. • LA CUEVA HS*

SINGLE-GAME HIGHS

Hits: 2, 5x, Last vs. Texas Southern, 3-7-20
 Doubles: 2, Texas Southern, 3-7-20
 Triples: 1, 2x, Last vs. South Dakota, 2-29-20
 Home runs: 1, Stanford, 2-8-20
 Total bases: 4, 4x, Last vs. Texas Southern, 3-7-20
 RBI: 2, 3x, Last vs. South Dakota, 2-29-20
 Runs scored: 2, 6x, Last vs. TSU, 3-7-20
 Walks: 2, Weber State, 2-7-20
 Hit by pitch: 1, 3x, Last vs. S. Dakota, 2-29-20

Struck out: 1, 8x, Last vs. Texas, 3-8-20
 Sac flies:
 Sac bunts: 1, 2x, Last vs. Texas Southern, 3-6-20
 At bats: 5, 2x, Last at GCU, 2-9-20
 Stolen bases:
 Caught stealing: 1, Texas Southern, 3-7-20
 Putouts: 4, 2x, Last vs. UCSB, 2-16-20
 Assists: 5, UC Riverside, 2-20-20

CAREER STATS (AT UNM)

| Year | avg | gp-gs | ab | r | h | 2b | 3b | hr | rbi | tb | slg% | bb | hbp | so | gdp | ob% | sf | sh | sb-att | po | a | e | fld% |
|-------|------|-------|----|----|----|----|----|----|-----|----|------|----|-----|----|-----|------|----|----|--------|----|----|---|------|
| 2020 | .259 | 25-25 | 81 | 18 | 21 | 6 | 2 | 1 | 12 | 34 | .420 | 7 | 3 | 8 | 0 | .341 | 0 | 2 | 0-1 | 36 | 45 | 6 | .931 |
| TOTAL | .259 | 25-25 | 81 | 18 | 21 | 6 | 2 | 1 | 12 | 34 | .420 | 7 | 3 | 8 | 0 | .341 | 0 | 2 | 0-1 | 36 | 45 | 6 | .931 |

2020 GAME-BY-GAME

| Date | Opponent | Pos | AB | R | H | RBI | 2B | 3B | HR | BB | SB | CS | HBP | SAC | SF | GDP | K | PO | A | E | Avg |
|--------|-------------------|------|----|----|----|-----|----|----|----|----|----|----|-----|-----|----|-----|---|----|----|---|------|
| Feb 07 | vs Weber State | *3b | 2 | 0 | 0 | 0 | 0 | 0 | 0 | 2 | 0 | 0 | 0 | 0 | 0 | 0 | 0 | 3 | 1 | 0 | .000 |
| Feb 07 | vs Stanford | *3b | 5 | 2 | 1 | 0 | 0 | 0 | 0 | 0 | 0 | 0 | 0 | 0 | 0 | 0 | 0 | 1 | 1 | 1 | .143 |
| Feb 08 | vs Stanford | *3b | 3 | 1 | 1 | 1 | 0 | 0 | 1 | 0 | 0 | 0 | 0 | 0 | 0 | 0 | 0 | 0 | 0 | 0 | .200 |
| Feb 08 | at Grand Canyon | *3b | 3 | 0 | 1 | 0 | 0 | 0 | 0 | 1 | 0 | 0 | 0 | 0 | 0 | 0 | 0 | 1 | 1 | 2 | .231 |
| Feb 09 | at Grand Canyon | *3b | 5 | 2 | 2 | 0 | 0 | 0 | 0 | 0 | 0 | 0 | 0 | 0 | 0 | 0 | 0 | 1 | 1 | 0 | .278 |
| Feb 14 | NORTHERN COLORA | *3b | 3 | 0 | 0 | 1 | 0 | 0 | 0 | 1 | 0 | 0 | 0 | 0 | 0 | 0 | 0 | 4 | 3 | 0 | .238 |
| Feb 15 | NORTHERN COLORA | *3b | 4 | 1 | 1 | 0 | 0 | 0 | 0 | 0 | 0 | 0 | 0 | 0 | 0 | 0 | 0 | 0 | 1 | 0 | .240 |
| Feb 15 | UCSB | *3b | 3 | 2 | 2 | 2 | 0 | 1 | 0 | 0 | 0 | 0 | 0 | 0 | 0 | 0 | 0 | 3 | 0 | 0 | .286 |
| Feb 16 | UCSB | *3b | 3 | 0 | 1 | 0 | 0 | 0 | 0 | 1 | 0 | 0 | 0 | 0 | 0 | 0 | 0 | 4 | 2 | 0 | .290 |
| Feb 20 | vs UC Riverside | *3b | 2 | 1 | 1 | 1 | 1 | 0 | 0 | 1 | 0 | 0 | 1 | 0 | 0 | 0 | 0 | 3 | 5 | 0 | .303 |
| Feb 21 | vs Arizona State | *3b | 2 | 0 | 0 | 0 | 0 | 0 | 0 | 0 | 0 | 0 | 0 | 0 | 0 | 0 | 0 | 1 | 1 | 0 | .286 |
| Feb 22 | vs Missouri | *3b | 3 | 0 | 0 | 0 | 0 | 0 | 0 | 0 | 0 | 0 | 0 | 0 | 0 | 0 | 0 | 0 | 2 | 0 | .263 |
| Feb 22 | vs San Diego | *3b | 3 | 0 | 1 | 0 | 0 | 0 | 0 | 0 | 0 | 0 | 0 | 1 | 0 | 0 | 0 | 0 | 3 | 0 | .268 |
| Feb 23 | vs California | *3b | 4 | 0 | 0 | 0 | 0 | 0 | 0 | 0 | 0 | 0 | 0 | 0 | 0 | 0 | 1 | 1 | 0 | 1 | .244 |
| Feb 28 | LA SALLE | *3b | 3 | 1 | 1 | 2 | 1 | 0 | 0 | 0 | 0 | 0 | 1 | 0 | 0 | 0 | 0 | 2 | 2 | 0 | .250 |
| Feb 28 | NORTHERN COLORA | *3b | 4 | 0 | 0 | 0 | 0 | 0 | 0 | 0 | 0 | 0 | 0 | 0 | 0 | 0 | 0 | 0 | 1 | 1 | .231 |
| Feb 29 | LA SALLE | *3b | 3 | 2 | 2 | 0 | 0 | 0 | 0 | 1 | 0 | 0 | 0 | 0 | 0 | 0 | 0 | 1 | 1 | 0 | .255 |
| Feb 29 | SOUTH DAKOTA | *3b | 3 | 2 | 2 | 2 | 0 | 1 | 0 | 0 | 0 | 0 | 1 | 0 | 0 | 0 | 0 | 1 | 2 | 0 | .276 |
| Mar 01 | NORTHERN COLORA | *3b | 3 | 0 | 0 | 0 | 0 | 0 | 0 | 0 | 0 | 0 | 0 | 0 | 0 | 0 | 1 | 2 | 4 | 0 | .262 |
| Mar 01 | SOUTH DAKOTA | *3b | 4 | 1 | 0 | 0 | 0 | 0 | 0 | 0 | 0 | 0 | 0 | 0 | 0 | 0 | 0 | 2 | 2 | 1 | .246 |
| Mar 06 | vs Texas Southern | *3b | 3 | 0 | 1 | 0 | 1 | 0 | 0 | 0 | 0 | 0 | 0 | 1 | 0 | 0 | 1 | 2 | 4 | 1 | .250 |
| Mar 07 | vs Texas Southern | *3b | 4 | 2 | 2 | 1 | 2 | 0 | 0 | 0 | 0 | 1 | 0 | 0 | 0 | 0 | 0 | 1 | 1 | 2 | .264 |
| Mar 07 | vs Liberty | *3b | 3 | 0 | 1 | 0 | 0 | 0 | 0 | 0 | 0 | 0 | 0 | 0 | 0 | 0 | 0 | 1 | 2 | 0 | .267 |
| Mar 08 | at Texas | *3b | 3 | 0 | 0 | 0 | 0 | 0 | 0 | 0 | 0 | 0 | 0 | 0 | 0 | 0 | 1 | 1 | 2 | 1 | .256 |
| Mar 08 | vs Liberty | *3b | 3 | 1 | 1 | 2 | 1 | 0 | 0 | 0 | 0 | 0 | 0 | 0 | 0 | 0 | 0 | 1 | 2 | 0 | .259 |
| Totals | | 25gs | 81 | 18 | 21 | 12 | 6 | 2 | 1 | 7 | 0 | 1 | 3 | 2 | 0 | 0 | 8 | 36 | 45 | 6 | .259 |

On base pct. .341 • Slugging pct. .420





4 TARYN YOUNG

OF • 5-8 • JR.
ANAHEIM, CALIF. • ARIZONA

SINGLE-GAME HIGHS

Hits: 2, 3x, Last vs. South Dakota, 3-1-20
 Doubles:
 Triples:
 Home runs: 2, California, 2-23-20
 Total bases: 8, California, 2-23-20
 RBI: 3, California, 2-23-20
 Runs scored: 3, San Diego, 2-22-20
 Walks: 2, 2x, Last vs. La Salle, 2-29-20
 Hit by pitch: 1, Texas Southern, 3-7-20

Struck out: 2, 3x, Last vs. Arizona State, 2-21-20
 Sac flies:
 Sac bunts:
 At bats: 3, 9x, Last vs. Liberty, 3-8-20
 Stolen bases:
 Caught stealing: 1, South Dakota, 3-1-20
 Field chances: 4, Stanford, 2-8-20
 Putouts: 4, Stanford, 2-8-20
 Assists:

CAREER STATS (AT ARIZONA)

| Year | avg | gp-gs | ab | r | h | 2b | 3b | hr | rbi | tb | slg% | bb | hbp | so | gdp | ob% | sf | sh | sb-att | po | a | e | fld% |
|-------|------|-------|----|---|---|----|----|----|-----|----|------|----|-----|----|-----|------|----|----|--------|----|---|---|-------|
| 2020 | .125 | 7-7 | 16 | 3 | 2 | 0 | 0 | 0 | 0 | 2 | .125 | 3 | 0 | 7 | 0 | .263 | 0 | 0 | 0-0 | 10 | 0 | 0 | 1.000 |
| TOTAL | .125 | 7-7 | 16 | 3 | 2 | 0 | 0 | 0 | 0 | 2 | .125 | 3 | 0 | 7 | 0 | .263 | 0 | 0 | 0-0 | 10 | 0 | 0 | 1.000 |

CAREER STATS (AT UNM)

| Year | avg | gp-gs | ab | r | h | 2b | 3b | hr | rbi | tb | slg% | bb | hbp | so | gdp | ob% | sf | sh | sb-att | po | a | e | fld% |
|-------|------|-------|----|----|----|----|----|----|-----|----|------|----|-----|----|-----|------|----|----|--------|----|---|---|-------|
| 2020 | .250 | 23-23 | 52 | 16 | 13 | 0 | 0 | 3 | 8 | 22 | .423 | 12 | 1 | 18 | 0 | .400 | 0 | 0 | 0-1 | 33 | 0 | 0 | 1.000 |
| TOTAL | .250 | 23-23 | 52 | 16 | 13 | 0 | 0 | 3 | 8 | 22 | .423 | 12 | 1 | 18 | 0 | .400 | 0 | 0 | 0-1 | 33 | 0 | 0 | 1.000 |

2020 GAME-BY-GAME

| Date | Opponent | Pos | AB | R | H | RBI | 2B | 3B | HR | BB | SB | CS | HBP | SAC | SF | GDP | K | PO | A | E | Avg |
|--------|-------------------|-----|------|----|----|-----|----|----|----|----|----|----|-----|-----|----|-----|----|----|---|---|------|
| Feb 07 | vs Weber State | *of | 3 | 0 | 1 | 0 | 0 | 0 | 0 | 0 | 0 | 0 | 0 | 0 | 0 | 0 | 1 | 0 | 0 | 0 | .333 |
| Feb 07 | vs Stanford | *of | 3 | 1 | 1 | 0 | 0 | 0 | 0 | 1 | 0 | 0 | 0 | 0 | 0 | 0 | 1 | 1 | 0 | 0 | .333 |
| Feb 08 | vs Stanford | *of | 2 | 0 | 0 | 0 | 0 | 0 | 0 | 0 | 0 | 0 | 0 | 0 | 0 | 0 | 0 | 4 | 0 | 0 | .250 |
| Feb 08 | at Grand Canyon | *of | 2 | 1 | 0 | 0 | 0 | 0 | 0 | 1 | 0 | 0 | 0 | 0 | 0 | 0 | 2 | 1 | 0 | 0 | .200 |
| Feb 14 | NORTHERN COLORA | *of | 2 | 1 | 0 | 0 | 0 | 0 | 0 | 1 | 0 | 0 | 0 | 0 | 0 | 0 | 2 | 2 | 0 | 0 | .167 |
| Feb 15 | NORTHERN COLORA | *of | 3 | 0 | 0 | 0 | 0 | 0 | 0 | 0 | 0 | 0 | 0 | 0 | 0 | 0 | 0 | 2 | 0 | 0 | .133 |
| Feb 15 | UCSB | *of | 1 | 0 | 0 | 0 | 0 | 0 | 0 | 0 | 0 | 0 | 0 | 0 | 0 | 0 | 1 | 0 | 0 | 0 | .125 |
| Feb 20 | vs UC Riverside | *of | 3 | 2 | 2 | 2 | 0 | 0 | 1 | 0 | 0 | 0 | 0 | 0 | 0 | 0 | 1 | 2 | 0 | 0 | .211 |
| Feb 21 | vs Arizona State | *of | 2 | 0 | 0 | 0 | 0 | 0 | 0 | 0 | 0 | 0 | 0 | 0 | 0 | 0 | 2 | 0 | 0 | 0 | .190 |
| Feb 22 | vs Missouri | *of | 2 | 0 | 0 | 0 | 0 | 0 | 0 | 0 | 0 | 0 | 0 | 0 | 0 | 0 | 1 | 1 | 0 | 0 | .174 |
| Feb 22 | vs San Diego | *of | 1 | 3 | 1 | 0 | 0 | 0 | 2 | 0 | 0 | 0 | 0 | 0 | 0 | 0 | 0 | 1 | 0 | 0 | .208 |
| Feb 23 | vs California | *of | 3 | 2 | 2 | 3 | 0 | 0 | 2 | 0 | 0 | 0 | 0 | 0 | 0 | 0 | 1 | 3 | 0 | 0 | .259 |
| Feb 28 | LA SALLE | *of | 3 | 1 | 0 | 0 | 0 | 0 | 0 | 0 | 0 | 0 | 0 | 0 | 0 | 0 | 1 | 2 | 0 | 0 | .233 |
| Feb 28 | NORTHERN COLORA | *of | 2 | 1 | 1 | 1 | 0 | 0 | 1 | 0 | 0 | 0 | 0 | 0 | 0 | 0 | 0 | 1 | 0 | 0 | .250 |
| Feb 29 | LA SALLE | *of | 2 | 2 | 1 | 1 | 0 | 0 | 2 | 0 | 0 | 0 | 0 | 0 | 0 | 0 | 1 | 0 | 0 | 0 | .265 |
| Feb 29 | SOUTH DAKOTA | *of | 3 | 0 | 0 | 0 | 0 | 0 | 0 | 0 | 0 | 0 | 0 | 0 | 0 | 0 | 1 | 3 | 0 | 0 | .243 |
| Mar 01 | NORTHERN COLORA | *of | 3 | 0 | 0 | 0 | 0 | 0 | 0 | 0 | 0 | 0 | 0 | 0 | 0 | 0 | 1 | 0 | 0 | 0 | .225 |
| Mar 01 | SOUTH DAKOTA | *of | 2 | 0 | 2 | 0 | 0 | 0 | 1 | 0 | 1 | 0 | 0 | 0 | 0 | 0 | 0 | 3 | 0 | 0 | .262 |
| Mar 06 | vs Texas Southern | *of | 2 | 0 | 1 | 0 | 0 | 0 | 1 | 0 | 0 | 0 | 0 | 0 | 0 | 0 | 1 | 0 | 0 | 0 | .273 |
| Mar 07 | vs Texas Southern | *of | 2 | 1 | 0 | 1 | 0 | 0 | 1 | 0 | 0 | 1 | 0 | 0 | 0 | 0 | 0 | 3 | 0 | 0 | .261 |
| Mar 07 | vs Liberty | *of | 3 | 0 | 1 | 0 | 0 | 0 | 0 | 0 | 0 | 0 | 0 | 0 | 0 | 0 | 0 | 1 | 0 | 0 | .265 |
| Mar 08 | at Texas | *of | 2 | 0 | 0 | 0 | 0 | 0 | 0 | 0 | 0 | 0 | 0 | 0 | 0 | 0 | 1 | 1 | 0 | 0 | .255 |
| Mar 08 | vs Liberty | *of | 1 | 1 | 0 | 0 | 0 | 0 | 1 | 0 | 0 | 0 | 0 | 0 | 0 | 0 | 0 | 2 | 0 | 0 | .250 |
| Totals | | | 23gs | 52 | 16 | 13 | 8 | 0 | 3 | 12 | 0 | 1 | 1 | 0 | 0 | 0 | 18 | 33 | 0 | 0 | .250 |

On base pct. .400 • Slugging pct. .423



5 SYDNEY BRODERICK

C • 5-4 • JR.

MESA, ARIZ. • DESERT RIDGE HS

SINGLE-GAME HIGHS

Hits: 3, St. Mary's, 3-10-18
 Doubles: 1, 4x, Last at Utah State, 4-6-19
 Home Runs: 1, 3x, Last at GCU, 2-8-20
 Total bases: 4, 4x, Last at GCU, 2-8-20
 RBI: 2, 2x, Last at NMSU, 4-2-19
 Runs scored: 1, 14x, Last vs. La Salle, 2-29-20
 Walks: 2, 3x, Last at GCU, 2-9-20
 Hit by pitch: 1, vs Oregon, 2-11-18
 Struck out: 3, at Colorado State, 4-8-18

Sac flies: 1, 2x, Last vs. San Diego, 2-22-20
 Sac bunts: 1, 3x, Last vs Boise State, 4-20-19
 At bats: 4, 5x, Last vs. N. Colorado, 2-28-20
 Stolen bases: 1, at Utah State, 4-5-19
 Putouts: 10, at Colorado State, 4-7-18
 Assists: 3, 2x, Last vs. Nevada, 3-30-19
 Runners CS: 2, Utah State, 4-21-18

CAREER STATS (AT UNM)

| Year | avg | gp-gs | ab | r | h | 2b | 3b | hr | rbi | tb | slg% | bb | hbp | so | gdp | ob% | sf | sh | sb-att | po | a | e | fld% |
|-------|------|-------|-----|----|----|----|----|----|-----|----|------|----|-----|----|-----|------|----|----|--------|-----|----|----|------|
| 2018 | .230 | 42-36 | 87 | 6 | 20 | 2 | 0 | 0 | 5 | 22 | .253 | 6 | 1 | 12 | 2 | .284 | 1 | 2 | 0-0 | 118 | 12 | 6 | .956 |
| 2019 | .095 | 33-30 | 63 | 5 | 6 | 2 | 0 | 1 | 3 | 11 | .175 | 10 | 0 | 19 | 1 | .219 | 0 | 1 | 1-1 | 101 | 19 | 6 | .952 |
| 2020 | .154 | 11-9 | 26 | 3 | 4 | 0 | 0 | 2 | 3 | 10 | .385 | 4 | 0 | 5 | 0 | .258 | 1 | 0 | 0-0 | 26 | 3 | 2 | .935 |
| TOTAL | .170 | 86-75 | 176 | 14 | 30 | 4 | 0 | 3 | 11 | 43 | .244 | 20 | 1 | 36 | 3 | .256 | 2 | 3 | 1-1 | 245 | 34 | 14 | .952 |

2019 GAME-BY-GAME

| Date | Opponent | Pos | AB | R | H | RBI | 2B | 3B | HR | BB | SB | CS | HBP | SAC | SF | GDP | K | PO | A | E | Avg |
|--------|-------------------|------|----|---|---|-----|----|----|----|----|----|----|-----|-----|----|-----|---|----|---|---|------|
| Feb 07 | vs Stanford | *c | 3 | 1 | 1 | 1 | 0 | 0 | 1 | 0 | 0 | 0 | 0 | 0 | 0 | 0 | 0 | 2 | 0 | 0 | .333 |
| Feb 08 | at Grand Canyon | *c | 3 | 1 | 1 | 1 | 0 | 0 | 1 | 1 | 0 | 0 | 0 | 0 | 0 | 0 | 0 | 2 | 0 | 0 | .333 |
| Feb 09 | at Grand Canyon | *c | 2 | 0 | 0 | 0 | 0 | 0 | 0 | 2 | 0 | 0 | 0 | 0 | 0 | 0 | 0 | 2 | 1 | 1 | .250 |
| Feb 15 | NORTHERN COLORA | *c | 2 | 0 | 0 | 0 | 0 | 0 | 0 | 0 | 0 | 0 | 0 | 0 | 0 | 0 | 0 | 3 | 1 | 0 | .200 |
| Feb 21 | vs Arizona State | *c | 2 | 0 | 0 | 0 | 0 | 0 | 0 | 0 | 0 | 0 | 0 | 0 | 0 | 0 | 2 | 3 | 1 | 1 | .167 |
| Feb 22 | vs San Diego | ph | 0 | 0 | 0 | 1 | 0 | 0 | 0 | 0 | 0 | 0 | 0 | 0 | 1 | 0 | 0 | 0 | 0 | 0 | .167 |
| Feb 23 | vs California | *c | 3 | 0 | 0 | 0 | 0 | 0 | 0 | 0 | 0 | 0 | 0 | 0 | 0 | 0 | 1 | 1 | 0 | 0 | .133 |
| Feb 28 | NORTHERN COLORA | *dh | 4 | 0 | 1 | 0 | 0 | 0 | 0 | 0 | 0 | 0 | 0 | 0 | 0 | 0 | 1 | 0 | 0 | 0 | .158 |
| Feb 29 | LA SALLE | *c | 2 | 1 | 0 | 0 | 0 | 0 | 0 | 1 | 0 | 0 | 0 | 0 | 0 | 0 | 0 | 5 | 0 | 0 | .143 |
| Mar 07 | vs Texas Southern | *c | 3 | 0 | 1 | 0 | 0 | 0 | 0 | 0 | 0 | 0 | 0 | 0 | 0 | 0 | 0 | 6 | 0 | 0 | .167 |
| Mar 08 | at Texas | ph/c | 2 | 0 | 0 | 0 | 0 | 0 | 0 | 0 | 0 | 0 | 0 | 0 | 0 | 0 | 1 | 2 | 0 | 0 | .154 |
| Totals | | 9gs | 26 | 3 | 4 | 3 | 0 | 0 | 2 | 4 | 0 | 0 | 0 | 0 | 1 | 0 | 5 | 26 | 3 | 2 | .154 |

On base pct. .258 • Slugging pct. .385





6 JAYDEN GANDERT

P • 5-7 • FR.
RIO RANCHO, N.M. • CLEVELAND HS

SINGLE-GAME HIGHS

Hits:
Doubles:
Triples:
Home runs:
Total bases:
RBI:
Runs scored:
Walks:
Hit by pitch:

Struck out:
Sac flies:
Sac bunts:
At bats:
Stolen bases:
Caught stealing:
Field chances:
Putouts:
Assists:

CAREER STATS (AT UNM)

2020 GAME-BY-GAME



7 MacKENZIE PETERSON

OF • 5-9 • 50.
GILBERT, ARIZ. • PHOENIX COLLEGE

SINGLE-GAME HIGHS

Hits: 1, 6x, Last vs. San Jose St., 5-5-19
 Doubles:
 Total bases: 1, 5x, Last vs. North Dakota, 3-26-19
 RBI: 1, 2x, Last vs. San Jose St., 5-3-19
 Runs scored: 1, 2x, Last vs. Oregon St., 3-9-19
 Walks: 2, 2x, Last vs. Oregon St., 3-9-19
 Hit by Pitch: 1, Oregon St., 3-9-19
 Struck out: 1, 5x, Last vs. Nevada, 3-29-19
 Sac bunts:
 At bats: 4, Illinois-Chicago, 2-16-19
 Stolen bases:
 Caught stealing:
 Putouts: 10, Oregon State, 3-9-19
 Assists: 1, Illinois-Chicago, 2-16-19

CAREER STATS (AT UNM)

| Year | avg | gp-gs | ab | r | h | 2b | 3b | hr | rbt | tb | slg% | bb | hbp | so | gdp | ob% | sf | sh | sb-att | po | a | e | fld% |
|-------|------|-------|----|---|---|----|----|----|-----|----|------|----|-----|----|-----|------|----|----|--------|----|---|---|------|
| 2019 | .176 | 21-13 | 34 | 2 | 6 | 0 | 0 | 0 | 2 | 6 | .176 | 6 | 1 | 6 | 0 | .317 | 0 | 0 | 0-0 | 79 | 1 | 5 | .941 |
| TOTAL | .176 | 21-13 | 34 | 2 | 6 | 0 | 0 | 0 | 2 | 6 | .176 | 6 | 1 | 6 | 0 | .317 | 0 | 0 | 0-0 | 79 | 1 | 5 | .941 |

2020 GAME-BY-GAME





8 BAILEY KLITZKE

P/1B • 5-8 • SR.

APACHE JUNCTION, ARIZ. • WICHITA ST.

SINGLE-GAME HIGHS

Hits: 4, UTEP, 2-8-19
 Doubles: 2, Utah State, 4-6-19
 Triples: 1, 3x, Last vs. North Dakota, 3-26-19
 Home runs: 1, 3x, Last at GCU, 2-8-20
 Total bases: 6, 2x, Last at GCU, 2-8-20
 RBI: 4, 2x, North Dakota, 3-26-19
 Runs scored: 2, 5x, Last at UNC, 2-14-20
 Walks: 2, 2x, Last vs. UCSB, 2-15-20
 Struck out: 2, 4x, Last vs. Missouri, 2-22-20
 Sac bunts: 1, at Texas, 2-23-18 (at WSU)
 Sac fly: 1, 4x, Last vs. TSU, 3-7-20

At bats: 5, UTEP, 2-8-19
 Stolen bases: 1, 3x, Last vs. UNC, 2-14-20
 Innings pitched: 7.0, Northern Colorado, 2-28-20
 Walks allowed: 7, 3x, Last at CSUF, 3-3-19
 Strikeouts: 8, 2x, Last vs. Illinois-Chicago, 2-16-19
 Batters faced: 34, N. Colorado, 2-28-20
 Putouts: 1, 3x, Last at Arizona State, 2-21-20
 Assists: 3, at Okla. St., 3-27-18 (at WSU)
 Runners CS: 1, 10x, Last vs. Missouri, 2-22-20
 Fewest hits allowed (3.0 IP min.): 1, Cal, 2-23-20
 Fewest walks allowed (3.0 IP min.): 0, UNLV, 5-10-19

CAREER STATS (AT UNM)

| Year | avg | gp-gs | ab | r | h | 2b | 3b | hr | rbi | tb | slg% | bb | hbp | so | gdp | ob% | sf | sh | sb-att | po | a | e | fld% |
|-------|------|-------|-----|----|----|----|----|----|-----|----|------|----|-----|----|-----|------|----|----|--------|----|----|---|-------|
| 2019 | .297 | 46-44 | 118 | 11 | 35 | 6 | 3 | 2 | 26 | 53 | .449 | 14 | 0 | 14 | 1 | .363 | 3 | 0 | 2-2 | 2 | 8 | 0 | 1.000 |
| 2020 | .265 | 15-14 | 34 | 6 | 9 | 2 | 0 | 1 | 7 | 14 | .412 | 10 | 0 | 12 | 0 | .422 | 1 | 1 | 1-1 | 1 | 5 | 1 | .857 |
| TOTAL | .289 | 61-58 | 152 | 17 | 44 | 8 | 3 | 3 | 33 | 67 | .441 | 24 | 0 | 26 | 1 | .378 | 4 | 1 | 3-3 | 3 | 13 | 1 | .941 |

2020 GAME-BY-GAME

| Date | Opponent | Pos | AB | R | H | RBI | 2B | 3B | HR | BB | SB | CS | HBP | SAC | SF | GDP | K | PO | A | E | Avg | |
|--------|-------------------|-------|------|----|---|-----|----|----|----|----|----|----|-----|-----|----|-----|---|----|---|---|-----|------|
| Feb 07 | vs Weber State | *dh/p | 3 | 0 | 0 | 0 | 0 | 0 | 0 | 0 | 0 | 0 | 0 | 0 | 0 | 0 | 0 | 0 | 0 | 0 | 0 | .000 |
| Feb 07 | vs Stanford | *dh | 2 | 0 | 1 | 0 | 0 | 0 | 0 | 2 | 0 | 0 | 0 | 0 | 0 | 0 | 1 | 0 | 0 | 0 | 0 | .200 |
| Feb 08 | vs Stanford | *dh | 2 | 0 | 0 | 0 | 0 | 0 | 0 | 1 | 0 | 0 | 0 | 0 | 0 | 0 | 0 | 0 | 0 | 0 | 0 | .143 |
| Feb 08 | at Grand Canyon | *dh | 4 | 1 | 2 | 2 | 1 | 0 | 1 | 0 | 0 | 0 | 0 | 0 | 0 | 0 | 0 | 0 | 0 | 0 | 0 | .273 |
| Feb 09 | at Grand Canyon | *dh | 3 | 2 | 2 | 1 | 0 | 0 | 0 | 1 | 0 | 0 | 0 | 0 | 0 | 0 | 1 | 0 | 0 | 0 | 0 | .357 |
| Feb 14 | NORTHERN COLORA | *dh | 3 | 2 | 1 | 1 | 1 | 0 | 0 | 1 | 1 | 0 | 0 | 0 | 0 | 0 | 1 | 0 | 0 | 0 | 0 | .353 |
| Feb 15 | UCSB | *dh | 1 | 1 | 1 | 2 | 0 | 0 | 0 | 2 | 0 | 0 | 0 | 0 | 0 | 0 | 0 | 0 | 0 | 0 | 0 | .389 |
| Feb 16 | UCSB | *dh | 2 | 0 | 0 | 0 | 0 | 0 | 0 | 1 | 0 | 0 | 0 | 0 | 0 | 0 | 0 | 1 | 0 | 0 | 0 | .350 |
| Feb 20 | vs UC Riverside | *dh | 2 | 0 | 0 | 0 | 0 | 0 | 0 | 1 | 0 | 0 | 0 | 0 | 0 | 0 | 0 | 0 | 0 | 0 | 0 | .318 |
| Feb 21 | vs Arizona State | *dh/p | 2 | 0 | 0 | 0 | 0 | 0 | 0 | 0 | 0 | 0 | 0 | 0 | 0 | 0 | 2 | 1 | 1 | 0 | 0 | .292 |
| Feb 22 | vs Missouri | *dh/p | 3 | 0 | 0 | 0 | 0 | 0 | 0 | 0 | 0 | 0 | 0 | 0 | 0 | 0 | 2 | 0 | 1 | 0 | 0 | .259 |
| Feb 22 | vs San Diego | p | 0 | 0 | 0 | 0 | 0 | 0 | 0 | 0 | 0 | 0 | 0 | 0 | 0 | 0 | 0 | 0 | 0 | 1 | 0 | .259 |
| Feb 28 | NORTHERN COLORA | *p | 0 | 0 | 0 | 0 | 0 | 0 | 0 | 0 | 0 | 0 | 0 | 0 | 0 | 0 | 0 | 0 | 0 | 2 | 0 | .259 |
| Feb 29 | LA SALLE | ph | 1 | 0 | 1 | 0 | 0 | 0 | 0 | 0 | 0 | 0 | 0 | 0 | 0 | 0 | 0 | 0 | 0 | 0 | 0 | .286 |
| Mar 06 | vs Texas Southern | *p | 0 | 0 | 0 | 0 | 0 | 0 | 0 | 0 | 0 | 0 | 0 | 0 | 0 | 0 | 0 | 0 | 0 | 0 | 1 | .286 |
| Mar 07 | vs Texas Southern | *dh | 2 | 0 | 1 | 1 | 0 | 0 | 0 | 1 | 0 | 0 | 0 | 0 | 1 | 0 | 0 | 0 | 0 | 0 | 0 | .300 |
| Mar 07 | vs Liberty | *dh/p | 2 | 0 | 0 | 0 | 0 | 0 | 0 | 0 | 0 | 0 | 0 | 1 | 0 | 0 | 1 | 0 | 0 | 0 | 0 | .281 |
| Mar 08 | at Texas | *dh | 2 | 0 | 0 | 0 | 0 | 0 | 0 | 0 | 0 | 0 | 0 | 0 | 0 | 0 | 1 | 0 | 0 | 0 | 0 | .265 |
| Totals | | | 16gs | 34 | 6 | 9 | 7 | 2 | 0 | 1 | 10 | 1 | 0 | 0 | 1 | 1 | 0 | 12 | 1 | 5 | 1 | .265 |

On base pct. .422 • Slugging pct. .412

#8 KLITZKE, Bailey - 11 appearances (All games)

| Date | Opponent | GS | IP | H | R | ER | BB | SO | 2B | 3B | HR | WP | BK | HBP | IBB | Score | W-L | Sv | ERA | NP |
|--------|-------------------|----|-----|------|----|----|----|----|----|----|----|----|----|-----|-----|-------|-----|----|-------|-----|
| Feb 07 | vs Weber State | | 0.1 | 0 | 1 | 1 | 2 | 0 | 0 | 0 | 0 | 1 | 0 | 0 | 0 | 1-4 | 0-0 | 0 | 27.00 | 10 |
| Feb 21 | vs Arizona State | | 2.1 | 4 | 6 | 6 | 3 | 1 | 0 | 0 | 2 | 4 | 0 | 1 | 0 | 0-15 | 0-0 | 0 | 23.62 | 57 |
| Feb 22 | vs Missouri | | 4.0 | 2 | 0 | 0 | 1 | 4 | 0 | 0 | 0 | 0 | 0 | 0 | 0 | 0-5 | 0-0 | 0 | 9.45 | 56 |
| Feb 22 | vs San Diego | | 2.2 | 2 | 0 | 0 | 0 | 4 | 0 | 0 | 0 | 0 | 0 | 0 | 0 | 5-6 | 0-0 | 0 | 6.75 | 35 |
| Feb 23 | vs California | * | 4.0 | 1 | 3 | 0 | 3 | 1 | 0 | 0 | 0 | 0 | 0 | 0 | 0 | 3-5 | 0-1 | 0 | 4.72 | 61 |
| Feb 28 | NORTHERN COLORA | * | 7.0 | 9 | 6 | 2 | 2 | 6 | 4 | 1 | 0 | 2 | 0 | 0 | 0 | 5-6 | 0-2 | 0 | 3.98 | 114 |
| Feb 29 | SOUTH DAKOTA | * | 3.1 | 8 | 6 | 3 | 3 | 2 | 1 | 0 | 0 | 3 | 0 | 0 | 0 | 7-6 | 0-2 | 0 | 4.56 | 83 |
| Mar 01 | NORTHERN COLORA | * | 0.2 | 3 | 4 | 4 | 3 | 0 | 1 | 0 | 0 | 0 | 0 | 0 | 0 | 4-8 | 0-3 | 0 | 5.92 | 28 |
| Mar 06 | vs Texas Southern | * | 2.0 | 1 | 1 | 0 | 5 | 1 | 0 | 0 | 0 | 1 | 0 | 0 | 0 | 0-3 | 0-4 | 0 | 5.47 | 49 |
| Mar 07 | vs Liberty | * | 0.2 | 0 | 0 | 0 | 0 | 0 | 0 | 0 | 0 | 0 | 0 | 0 | 0 | 2-7 | 0-4 | 0 | 5.33 | 9 |
| Mar 08 | vs Liberty | * | 0.2 | 0 | 2 | 2 | 4 | 0 | 0 | 0 | 0 | 2 | 0 | 0 | 0 | 3-11 | 0-4 | 0 | 5.86 | 28 |
| Totals | | | 6 | 27.2 | 30 | 29 | 18 | 26 | 19 | 6 | 1 | 2 | 13 | 0 | 1 | 30-76 | 0-4 | 0 | 5.86 | - |



9 TAYLOR JONES

IF • 5-7 • JR.

ALBUQUERQUE, N.M. • LA CUEVA HS

SINGLE-GAME HIGHS

Hits: 2, 4x, Last vs. Northern Colorado, 2-28-20
 Doubles: 1, 6x, Last vs. Texas Southern, 3-7-20
 Home runs: 1, 4x, Last vs. N. Colorado, 2-28-20
 Total bases: 6, 2x, Last vs. N. Colorado, 2-28-20
 RBI: 3, Howard, 3-10-18
 Runs scored: 2, 5x, Last vs. S. Dakota, 3-1-20
 Walks: 2, 3x, Last vs. TSU, 3-7-20
 Hit by pitch: 2, La Salle, 2-28-20
 Struck out: 2, 14x, Last vs. N. Colorado, 2-28-20

Sac flies: 1, Howard, 3-10-18
 Sac bunts: 1, 3x, Last at GCU, 2-9-20
 At bats: 4, 6x, Last vs. N. Colorado, 2-28-20
 Stolen bases: 1, 2x, Last vs. La Salle, 2-29-20
 Putouts: 11, San Diego State, 3-15-19
 Assists: 6, Liberty, 3-7-20

CAREER STATS (AT UNM)

| Year | avg | gp-gs | ab | r | h | 2b | 3b | hr | rbi | tb | slg% | bb | hbp | so | gdp | ob% | sf | sh | sb-att | po | a | e | fld% |
|-------|------|-------|-----|----|----|----|----|----|-----|----|------|----|-----|----|-----|------|----|----|--------|-----|----|----|------|
| 2018 | .216 | 24-11 | 37 | 6 | 8 | 3 | 0 | 1 | 4 | 14 | .378 | 0 | 0 | 13 | 0 | .211 | 1 | 2 | 1-1 | 8 | 6 | 2 | .875 |
| 2019 | .138 | 42-35 | 87 | 10 | 12 | 1 | 0 | 2 | 5 | 19 | .218 | 11 | 1 | 38 | 0 | .242 | 0 | 0 | 0-0 | 118 | 38 | 6 | .963 |
| 2020 | .154 | 13-11 | 26 | 8 | 4 | 2 | 0 | 1 | 3 | 9 | .346 | 6 | 2 | 8 | 0 | .353 | 0 | 1 | 1-1 | 20 | 21 | 3 | .932 |
| TOTAL | .160 | 79-57 | 150 | 24 | 24 | 6 | 0 | 4 | 12 | 42 | .280 | 17 | 3 | 59 | 0 | .257 | 1 | 3 | 2-2 | 146 | 65 | 11 | .950 |

2020 GAME-BY-GAME

| Date | Opponent | Pos | AB | R | H | RBI | 2B | 3B | HR | BB | SB | CS | HBP | SAC | SF | GDP | K | PO | A | E | Avg |
|--------|-------------------|-------|----|---|---|-----|----|----|----|----|----|----|-----|-----|----|-----|---|----|----|---|------|
| Feb 07 | vs Weber State | *2b | 3 | 0 | 0 | 0 | 0 | 0 | 0 | 0 | 0 | 0 | 0 | 0 | 0 | 0 | 0 | 3 | 1 | 0 | .000 |
| Feb 08 | at Grand Canyon | ph/of | 1 | 0 | 0 | 0 | 0 | 0 | 0 | 0 | 0 | 0 | 0 | 0 | 0 | 0 | 1 | 0 | 0 | 0 | .000 |
| Feb 09 | at Grand Canyon | *of | 2 | 0 | 0 | 0 | 0 | 0 | 0 | 0 | 0 | 0 | 0 | 1 | 0 | 0 | 0 | 4 | 0 | 0 | .000 |
| Feb 16 | UCSB | *2b | 2 | 0 | 0 | 0 | 0 | 0 | 0 | 0 | 0 | 0 | 0 | 0 | 0 | 0 | 1 | 3 | 3 | 0 | .000 |
| Feb 22 | vs San Diego | ph/of | 1 | 0 | 0 | 0 | 0 | 0 | 0 | 0 | 0 | 0 | 0 | 0 | 0 | 0 | 0 | 0 | 0 | 0 | .000 |
| Feb 28 | LA SALLE | *2b | 1 | 2 | 0 | 1 | 0 | 0 | 0 | 1 | 0 | 0 | 2 | 0 | 0 | 0 | 0 | 3 | 2 | 0 | .000 |
| Feb 28 | NORTHERN COLORA | *2b | 4 | 2 | 2 | 1 | 1 | 0 | 1 | 0 | 0 | 0 | 0 | 0 | 0 | 0 | 2 | 2 | 2 | 0 | .143 |
| Feb 29 | LA SALLE | *2b | 3 | 1 | 1 | 1 | 0 | 0 | 0 | 1 | 1 | 0 | 0 | 0 | 0 | 0 | 0 | 0 | 3 | 1 | .176 |
| Mar 01 | SOUTH DAKOTA | *2b | 1 | 2 | 0 | 0 | 0 | 0 | 0 | 2 | 0 | 0 | 0 | 0 | 0 | 0 | 1 | 1 | 0 | 0 | .167 |
| Mar 07 | vs Texas Southern | *2b | 2 | 1 | 1 | 0 | 1 | 0 | 0 | 2 | 0 | 0 | 0 | 0 | 0 | 0 | 1 | 0 | 2 | 0 | .200 |
| Mar 07 | vs Liberty | *2b | 2 | 0 | 0 | 0 | 0 | 0 | 0 | 0 | 0 | 0 | 0 | 0 | 0 | 0 | 1 | 1 | 6 | 1 | .182 |
| Mar 08 | at Texas | *2b | 2 | 0 | 0 | 0 | 0 | 0 | 0 | 0 | 0 | 0 | 0 | 0 | 0 | 0 | 1 | 2 | 1 | 1 | .167 |
| Mar 08 | vs Liberty | *2b | 2 | 0 | 0 | 0 | 0 | 0 | 0 | 0 | 0 | 0 | 0 | 0 | 0 | 0 | 0 | 1 | 1 | 0 | .154 |
| Totals | | 11gs | 26 | 8 | 4 | 3 | 2 | 0 | 1 | 6 | 1 | 0 | 2 | 1 | 0 | 0 | 8 | 20 | 21 | 3 | .154 |

On base pct. .353 • Slugging pct. .346





10 CAMERYN O'GRADY

55 • 5-6 • SR.

ORANGE, CALIF. • EL MODENA HS

SINGLE-GAME HIGHS

Hits: 4, at Texas Tech, 3-2-18
 Doubles: 2, 4x, Last vs. Liberty, 3-8-20
 Triples: 1, 5x, Last vs. Creighton, 2-9-19
 Home runs: 1, 12x, Last vs. La Salle, 2-29-20
 Total bases: 8, Creighton, 2-9-19
 RBI: 4, 3x, Last vs. La Salle, 2-29-20
 Runs scored: 4, at Texas Tech, 3-2-18
 Walks: 3, 3x, Last vs UTEP, 2-8-19
 Hit by pitch: 1, 11x, Last vs. N. Colorado, 2-28-20

Struck out: 3, 6x, Last at SDSU, 3-15-19
 Sac flies: 1, South Dakota, 3-1-20
 Sac bunts: 1, 3x, Last Utah State, 4-22-18
 At bats: 5, 2x, Last at Nevada, 3-24-18
 Stolen bases: 2, vs George Washington, 2-23-18
 Putouts: 5, 5x, Last vs. UNC, 2-15-20
 Assists: 8, at San Jose State, 4-27-18

CAREER STATS (AT UNM)

| Year | avg | qp-gs | ab | r | h | 2b | 3b | hr | rbi | tb | slg% | bb | hbp | so | qdp | ob% | sf | sh | sb-att | po | a | e | fld% |
|-------|------|---------|-----|----|-----|----|----|----|-----|-----|------|----|-----|-----|-----|------|----|----|--------|-----|-----|----|------|
| 2017 | .109 | 26-19 | 46 | 1 | 5 | 0 | 0 | 0 | 3 | 5 | .109 | 3 | 0 | 12 | 0 | .163 | 0 | 0 | 0-0 | 38 | 39 | 10 | .885 |
| 2018 | .301 | 53-52 | 143 | 31 | 43 | 12 | 4 | 4 | 26 | 75 | .524 | 32 | 5 | 50 | 0 | .444 | 0 | 3 | 4-4 | 101 | 118 | 18 | .924 |
| 2019 | .348 | 53-53 | 141 | 32 | 49 | 16 | 1 | 6 | 26 | 85 | .603 | 31 | 3 | 28 | 0 | .474 | 0 | 0 | 0-0 | 60 | 84 | 17 | .894 |
| 2020 | .365 | 25-25 | 74 | 22 | 27 | 15 | 0 | 2 | 20 | 48 | .649 | 15 | 3 | 10 | 0 | .484 | 1 | 0 | 0-0 | 38 | 44 | 4 | .953 |
| TOTAL | .307 | 157-149 | 404 | 86 | 124 | 43 | 5 | 12 | 75 | 213 | .527 | 81 | 11 | 100 | 0 | .435 | 1 | 3 | 4-4 | 237 | 285 | 49 | .914 |

2020 GAME-BY-GAME

| Date | Opponent | Pos | AB | R | H | RBI | 2B | 3B | HR | BB | SB | CS | HBP | SAC | SF | GDP | K | PO | A | E | Avg |
|--------|-------------------|------|----|----|----|-----|----|----|----|----|----|----|-----|-----|----|-----|----|----|----|---|------|
| Feb 07 | vs Weber State | *ss | 2 | 0 | 1 | 0 | 1 | 0 | 0 | 2 | 0 | 0 | 0 | 0 | 0 | 0 | 0 | 2 | 4 | 0 | .500 |
| Feb 07 | vs Stanford | *ss | 4 | 2 | 1 | 2 | 1 | 0 | 0 | 1 | 0 | 0 | 0 | 0 | 0 | 0 | 1 | 0 | 5 | 0 | .333 |
| Feb 08 | vs Stanford | *ss | 2 | 0 | 0 | 0 | 0 | 0 | 0 | 1 | 0 | 0 | 0 | 0 | 0 | 0 | 1 | 3 | 1 | 0 | .250 |
| Feb 08 | at Grand Canyon | *ss | 2 | 1 | 1 | 0 | 1 | 0 | 0 | 1 | 0 | 0 | 1 | 0 | 0 | 0 | 0 | 1 | 3 | 0 | .300 |
| Feb 09 | at Grand Canyon | *ss | 4 | 0 | 0 | 0 | 0 | 0 | 0 | 0 | 0 | 0 | 0 | 0 | 0 | 0 | 1 | 2 | 1 | 1 | .214 |
| Feb 14 | NORTHERN COLORA | *ss | 3 | 2 | 2 | 1 | 1 | 0 | 0 | 1 | 0 | 0 | 0 | 0 | 0 | 0 | 0 | 1 | 0 | 0 | .294 |
| Feb 15 | NORTHERN COLORA | *ss | 4 | 2 | 3 | 1 | 2 | 0 | 0 | 0 | 0 | 0 | 0 | 0 | 0 | 0 | 0 | 5 | 4 | 0 | .381 |
| Feb 15 | UCSB | *ss | 3 | 2 | 2 | 3 | 1 | 0 | 1 | 0 | 0 | 0 | 0 | 0 | 0 | 0 | 0 | 1 | 3 | 0 | .417 |
| Feb 16 | UCSB | *ss | 2 | 0 | 1 | 1 | 1 | 0 | 0 | 1 | 0 | 0 | 1 | 0 | 0 | 0 | 0 | 1 | 0 | 0 | .423 |
| Feb 20 | vs UC Riverside | *ss | 3 | 1 | 1 | 1 | 1 | 0 | 0 | 1 | 0 | 0 | 0 | 0 | 0 | 0 | 0 | 4 | 1 | 0 | .414 |
| Feb 21 | vs Arizona State | *ss | 2 | 0 | 0 | 0 | 0 | 0 | 0 | 0 | 0 | 0 | 0 | 0 | 0 | 0 | 1 | 3 | 0 | 0 | .387 |
| Feb 22 | vs Missouri | *ss | 1 | 0 | 0 | 0 | 0 | 0 | 0 | 2 | 0 | 0 | 0 | 0 | 0 | 0 | 1 | 3 | 1 | 0 | .375 |
| Feb 22 | vs San Diego | *ss | 4 | 1 | 2 | 1 | 0 | 0 | 0 | 0 | 0 | 0 | 0 | 0 | 0 | 0 | 0 | 0 | 0 | 0 | .389 |
| Feb 23 | vs California | *ss | 2 | 0 | 0 | 0 | 0 | 0 | 0 | 1 | 0 | 0 | 0 | 0 | 0 | 0 | 1 | 1 | 2 | 0 | .368 |
| Feb 28 | LA SALLE | *ss | 4 | 1 | 3 | 3 | 1 | 0 | 0 | 0 | 0 | 0 | 0 | 0 | 0 | 0 | 1 | 1 | 3 | 0 | .405 |
| Feb 28 | NORTHERN COLORA | *ss | 3 | 1 | 2 | 1 | 1 | 0 | 0 | 0 | 0 | 0 | 1 | 0 | 0 | 0 | 0 | 1 | 3 | 1 | .422 |
| Feb 29 | LA SALLE | *ss | 2 | 4 | 2 | 4 | 0 | 0 | 1 | 2 | 0 | 0 | 0 | 0 | 0 | 0 | 0 | 1 | 0 | 0 | .447 |
| Feb 29 | SOUTH DAKOTA | *ss | 3 | 1 | 0 | 0 | 0 | 0 | 0 | 1 | 0 | 0 | 0 | 0 | 0 | 0 | 2 | 3 | 0 | 0 | .420 |
| Mar 01 | NORTHERN COLORA | *ss | 3 | 1 | 1 | 1 | 1 | 0 | 0 | 0 | 0 | 0 | 0 | 0 | 0 | 0 | 1 | 3 | 3 | 1 | .415 |
| Mar 01 | SOUTH DAKOTA | *ss | 3 | 1 | 2 | 1 | 1 | 0 | 0 | 0 | 0 | 0 | 0 | 0 | 1 | 0 | 0 | 1 | 0 | 0 | .429 |
| Mar 06 | vs Texas Southern | *ss | 4 | 0 | 1 | 0 | 0 | 0 | 0 | 0 | 0 | 0 | 0 | 0 | 0 | 0 | 0 | 1 | 2 | 0 | .417 |
| Mar 07 | vs Texas Southern | *ss | 4 | 1 | 0 | 0 | 0 | 0 | 0 | 1 | 0 | 0 | 0 | 0 | 0 | 0 | 0 | 0 | 1 | 0 | .391 |
| Mar 07 | vs Liberty | *ss | 4 | 0 | 0 | 0 | 0 | 0 | 0 | 0 | 0 | 0 | 0 | 0 | 0 | 0 | 1 | 0 | 2 | 0 | .368 |
| Mar 08 | at Texas | *ss | 3 | 0 | 0 | 0 | 0 | 0 | 0 | 0 | 0 | 0 | 0 | 0 | 0 | 0 | 1 | 1 | 0 | 1 | .352 |
| Mar 08 | vs Liberty | *ss | 3 | 1 | 2 | 0 | 2 | 0 | 0 | 0 | 0 | 0 | 0 | 0 | 0 | 0 | 0 | 0 | 2 | 0 | .365 |
| Totals | | 25gs | 74 | 22 | 27 | 20 | 15 | 0 | 2 | 15 | 0 | 0 | 3 | 0 | 1 | 0 | 10 | 38 | 44 | 4 | .365 |

On base pct. .484 • Slugging pct. .649



13 KENNEDY FERGUSON

P • 5-6 • 50.

CAMAS. WASH. • CAMAS HS

SINGLE-GAME HIGHS

Innings pitched: 7.1, South Florida, 2-17-19
 Walks allowed: 7, Tennessee, 3-1-19
 Strikeouts: 11, North Dakota, 3-26-19
 Batters faced: 35, North Dakota, 3-26-19
 Assists: 3, South Florida, 2-17-19
 Runners CS: 1, 7x, Last vs. UNC, 2-15-20
 Putouts: 1, 4x, Last vs. Texas Southern, 3-7-20
 Fewest hits allowed (3.0 IP min.): 2, 2x, Last vs. TSU, 3-7-20

Fewest BB allowed (3.0 IP min.): 0, 4x, Last vs. UNC, 2-15-20

CAREER STATS (AT UNM)

| Year | era | w-l | app | gs | cq | sho | sv | ip | h | r | er | bb | so | 2b | 3b | hr | bf | bavg | wp | hbp | bk | sfa | sha |
|-------|------|------|-----|----|----|-----|----|-------|-----|-----|-----|----|----|----|----|----|-----|------|----|-----|----|-----|-----|
| 2019 | 6.41 | 4-15 | 33 | 21 | 9 | 1/0 | 0 | 125.0 | 176 | 126 | 89 | 54 | 74 | 25 | 1 | 28 | 623 | .322 | 7 | 6 | 0 | 5 | 11 |
| 2020 | 5.57 | 3-4 | 11 | 5 | 1 | 1/0 | 1 | 32.1 | 39 | 23 | 20 | 7 | 20 | 6 | 2 | 6 | 143 | .302 | 2 | 1 | 0 | 2 | 4 |
| TOTAL | 6.24 | 7-19 | 44 | 26 | 10 | 2/0 | 1 | 157.1 | 215 | 149 | 109 | 61 | 94 | 31 | 3 | 34 | 766 | .319 | 9 | 7 | 0 | 7 | 15 |

2020 GAME-BY-GAME

| Date | Opponent | GS | IP | H | R | ER | BB | SO | 2B | 3B | HR | WP | BK | HBP | IBB | Score | W-L | Sv | ERA | NP |
|--------|-------------------|----|------|----|----|----|----|----|----|----|----|----|----|-----|-----|-------|-----|----|------|----|
| Feb 07 | vs Weber State | * | 4.1 | 6 | 3 | 3 | 1 | 2 | 0 | 1 | 1 | 0 | 0 | 0 | 0 | 1-4 | 0-1 | 0 | 6.23 | 82 |
| Feb 09 | at Grand Canyon | * | 4.1 | 6 | 5 | 3 | 2 | 1 | 1 | 0 | 1 | 0 | 0 | 0 | 0 | 6-7 | 0-1 | 0 | 6.23 | 60 |
| Feb 15 | NORTHERN COLORA | | 5.0 | 6 | 1 | 1 | 0 | 2 | 0 | 0 | 0 | 0 | 0 | 0 | 0 | 8-3 | 1-1 | 0 | 4.61 | 59 |
| Feb 16 | UCSB | * | 2.2 | 4 | 3 | 3 | 0 | 0 | 1 | 0 | 1 | 0 | 0 | 0 | 0 | 2-7 | 1-2 | 0 | 5.51 | 38 |
| Feb 21 | vs Arizona State | * | 0.1 | 4 | 4 | 4 | 0 | 0 | 1 | 0 | 1 | 0 | 0 | 0 | 0 | 0-15 | 1-3 | 0 | 7.56 | 15 |
| Feb 29 | LA SALLE | | 2.1 | 4 | 4 | 4 | 0 | 3 | 0 | 0 | 2 | 0 | 0 | 0 | 0 | 13-5 | 2-3 | 0 | 8.53 | 36 |
| Mar 01 | NORTHERN COLORA | | 1.1 | 1 | 1 | 0 | 0 | 1 | 1 | 0 | 0 | 0 | 0 | 0 | 0 | 4-8 | 2-3 | 0 | 7.97 | 24 |
| Mar 01 | SOUTH DAKOTA | | 0.2 | 0 | 0 | 0 | 0 | 0 | 0 | 0 | 0 | 1 | 0 | 0 | 0 | 6-4 | 2-3 | 1 | 7.71 | 8 |
| Mar 06 | vs Texas Southern | | 3.0 | 2 | 0 | 0 | 1 | 4 | 0 | 1 | 0 | 0 | 0 | 0 | 0 | 0-3 | 2-3 | 1 | 6.75 | 41 |
| Mar 07 | vs Texas Southern | * | 6.0 | 2 | 0 | 0 | 1 | 6 | 1 | 0 | 0 | 1 | 0 | 0 | 0 | 8-0 | 3-3 | 1 | 5.40 | 93 |
| Mar 08 | vs Liberty | | 2.1 | 4 | 2 | 2 | 2 | 1 | 1 | 0 | 0 | 0 | 0 | 1 | 0 | 3-11 | 3-4 | 1 | 5.57 | 53 |
| Totals | | 5 | 32.1 | 39 | 23 | 20 | 7 | 20 | 6 | 2 | 6 | 2 | 0 | 1 | 0 | 51-67 | 3-4 | 1 | 5.57 | - |





14 JOCELYN ULRICH

*OF • 5-7 • FR.
AZTEC, N.M. • AZTEC HS*

SINGLE-GAME HIGHS

Hits:
Doubles:
Triples:
Home runs:
Total bases:
RBI:
Runs scored:
Walks:
Hit by pitch:

Struck out:
Sac flies:
Sac bunts:
At bats:
Stolen bases:
Caught stealing:
Field chances:
Putouts:
Assists:

CAREER STATS (AT UNM)

2020 GAME-BY-GAME



15 SAM KORTSEN

IF • 5-10 • FR.

THATCHER, ARIZ. • THATCHER HS

SINGLE-GAME HIGHS

Hits:
Doubles:
Triples:
Home runs:
Total bases:
RBI:
Runs scored:
Walks:
Hit by pitch:

Struck out:
Sac flies:
Sac bunts:
At bats:
Stolen bases:
Caught stealing:
Field chances:
Putouts:
Assists:

CAREER STATS (AT UNM)

2020 GAME-BY-GAME





16 LESLIE ROMERO

OF • 5-4 • SO.

GONZALES, CALIF. • SALINAS HS

SINGLE-GAME HIGHS

Hits: 2, 2x, Last vs. S. Dakota, 3-1-20
 Doubles: 1, 2x, Last vs. N. Colorado, 3-1-20
 Home runs:
 Total bases: 2, 4x, Last vs. S. Dakota, 3-1-20
 RBI: 2, UCSB, 2-15-20
 Runs scored: 1, 4x, Last vs. N. Colorado, 3-1-20
 Walks: 1, N. Colorado, 2-28-20
 Struck out: 2, 2x, Last vs. Texas Southern, 3-6-20
 Sac bunts: 1, S. Dakota, 2-29-20

Sac flies: 1, UCSB, 2-15-20
 At bats: 3, 8x, Last vs. Texas Southern, 3-6-20
 Stolen bases:
 Putouts: 8, N. Colorado, 2-28-20
 Assists: 1, 2x, Last vs. S. Dakota, 2-29-20

CAREER STATS (AT UNM)

| Year | avg | gp-gs | ab | r | h | 2b | 3b | hr | rbi | tb | slg% | bb | hbp | so | gdp | ob% | sf | sh | sb-att | po | a | e | fld% |
|-------|------|-------|----|---|---|----|----|----|-----|----|------|----|-----|----|-----|------|----|----|--------|----|---|---|-------|
| 2019 | .000 | 10-2 | 12 | 0 | 0 | 0 | 0 | 0 | 0 | 0 | .000 | 0 | 0 | 5 | 0 | .000 | 0 | 0 | 0-0 | 2 | 0 | 0 | 1.000 |
| 2020 | .219 | 15-12 | 32 | 4 | 7 | 2 | 0 | 0 | 3 | 9 | .281 | 1 | 0 | 4 | 0 | .235 | 1 | 1 | 0-0 | 35 | 2 | 1 | .974 |
| TOTAL | .159 | 25-14 | 44 | 4 | 7 | 2 | 0 | 0 | 3 | 9 | .205 | 1 | 0 | 9 | 0 | .174 | 1 | 1 | 0-0 | 37 | 2 | 1 | .975 |

2020 GAME-BY-GAME

| Date | Opponent | Pos | AB | R | H | RBI | 2B | 3B | HR | BB | SB | CS | HBP | SAC | SF | GDP | K | PO | A | E | Avg | |
|--------|-------------------|-----|------|----|---|-----|----|----|----|----|----|----|-----|-----|----|-----|---|----|---|---|-----|------|
| Feb 07 | vs Weber State | ph | 1 | 0 | 0 | 0 | 0 | 0 | 0 | 0 | 0 | 0 | 0 | 0 | 0 | 0 | 0 | 0 | 0 | 0 | 0 | .000 |
| Feb 08 | vs Stanford | *c | 2 | 0 | 0 | 0 | 0 | 0 | 0 | 0 | 0 | 0 | 0 | 0 | 0 | 0 | 0 | 1 | 0 | 0 | 0 | .000 |
| Feb 09 | at Grand Canyon | ph | 1 | 0 | 0 | 0 | 0 | 0 | 0 | 0 | 0 | 0 | 0 | 0 | 0 | 0 | 0 | 0 | 0 | 0 | 0 | .000 |
| Feb 15 | UCSB | *c | 1 | 1 | 1 | 2 | 1 | 0 | 0 | 0 | 0 | 0 | 0 | 0 | 1 | 0 | 0 | 2 | 0 | 0 | 0 | .200 |
| Feb 16 | UCSB | *c | 3 | 1 | 2 | 1 | 0 | 0 | 0 | 0 | 0 | 0 | 0 | 0 | 0 | 0 | 0 | 0 | 0 | 0 | 0 | .375 |
| Feb 20 | vs UC Riverside | *c | 3 | 0 | 0 | 0 | 0 | 0 | 0 | 0 | 0 | 0 | 0 | 0 | 0 | 0 | 1 | 3 | 0 | 0 | 0 | .273 |
| Feb 22 | vs San Diego | *c | 3 | 0 | 0 | 0 | 0 | 0 | 0 | 0 | 0 | 0 | 0 | 0 | 0 | 0 | 1 | 6 | 1 | 0 | 0 | .214 |
| Feb 23 | vs California | ph | 1 | 1 | 0 | 0 | 0 | 0 | 0 | 0 | 0 | 0 | 0 | 0 | 0 | 0 | 0 | 0 | 0 | 0 | 0 | .200 |
| Feb 28 | NORTHERN COLORA | *c | 3 | 0 | 1 | 0 | 0 | 0 | 0 | 1 | 0 | 0 | 0 | 0 | 0 | 0 | 0 | 8 | 0 | 0 | 0 | .222 |
| Feb 29 | SOUTH DAKOTA | *c | 3 | 0 | 0 | 0 | 0 | 0 | 0 | 0 | 0 | 0 | 0 | 1 | 0 | 0 | 0 | 4 | 1 | 0 | 0 | .190 |
| Mar 01 | NORTHERN COLORA | *c | 3 | 1 | 1 | 0 | 1 | 0 | 0 | 0 | 0 | 0 | 0 | 0 | 0 | 0 | 0 | 1 | 0 | 0 | 0 | .208 |
| Mar 01 | SOUTH DAKOTA | *dh | 3 | 0 | 2 | 0 | 0 | 0 | 0 | 0 | 0 | 0 | 0 | 0 | 0 | 0 | 0 | 0 | 0 | 0 | 0 | .259 |
| Mar 06 | vs Texas Southern | *c | 3 | 0 | 0 | 0 | 0 | 0 | 0 | 0 | 0 | 0 | 0 | 0 | 0 | 0 | 2 | 7 | 0 | 0 | 0 | .233 |
| Mar 08 | at Texas | *c | 0 | 0 | 0 | 0 | 0 | 0 | 0 | 0 | 0 | 0 | 0 | 0 | 0 | 0 | 0 | 1 | 0 | 1 | 0 | .233 |
| Mar 08 | vs Liberty | *c | 2 | 0 | 0 | 0 | 0 | 0 | 0 | 0 | 0 | 0 | 0 | 0 | 0 | 0 | 0 | 2 | 0 | 0 | 0 | .219 |
| Totals | | | 12gs | 32 | 4 | 7 | 3 | 2 | 0 | 1 | 0 | 0 | 0 | 1 | 1 | 0 | 4 | 35 | 2 | 1 | 1 | .219 |

On base pct. .235 • Slugging pct. .281



22 GAVYN SHAFER

IF • 5-10 • FR.
HILLSBORO, ORE. • CENTURY HS

SINGLE-GAME HIGHS

Hits: 2, 3x, Last vs. Liberty, 3-7-20
 Doubles: 1, 3x, Last vs. Texas Southern, 3-7-20
 Triples:
 Home runs:
 Total bases: 2, 6x, Last vs. Texas Southern, 3-7-20
 RBI: 1, 8x, Last vs. Liberty, 3-7-20
 Runs scored: 2, La Salle, 2-28-20
 Walks: 2, Stanford, 2-7-20
 Hit by pitch: 1, 2x, Last vs. UCR, 2-20-20

Struck out: 1, 7x, Last at Texas, 3-8-20
 Sac flies: 1, Weber State, 2-7-20
 Sac bunts: 1, at Grand Canyon, 2-9-20
 At bats: 4, 2x, Last vs. Texas Southern, 3-7-20
 Stolen bases:
 Caught stealing:
 Putouts: 10, Liberty, 3-7-20
 Assists: 4, 4x, Last vs. N. Colorado, 3-1-20

CAREER STATS (AT UNM)

| Year | avg | gp-gs | ab | r | h | 2b | 3b | hr | rbi | tb | slg% | bb | hbp | so | gdp | ob% | sf | sh | sb-att | po | a | e | fld% |
|-------|------|-------|----|---|----|----|----|----|-----|----|------|----|-----|----|-----|------|----|----|--------|----|----|---|------|
| 2020 | .194 | 25-24 | 62 | 7 | 12 | 3 | 0 | 0 | 8 | 15 | .242 | 8 | 2 | 7 | 0 | .301 | 1 | 1 | 0-0 | 73 | 31 | 3 | .972 |
| TOTAL | .194 | 25-24 | 62 | 7 | 12 | 3 | 0 | 0 | 8 | 15 | .242 | 8 | 2 | 7 | 0 | .301 | 1 | 1 | 0-0 | 73 | 31 | 3 | .972 |

2020 GAME-BY-GAME

| Date | Opponent | Pos | AB | R | H | RBI | 2B | 3B | HR | BB | SB | CS | HBP | SAC | SF | GDP | K | PO | A | E | Avg |
|--------|-------------------|-----|------|----|---|-----|----|----|----|----|----|----|-----|-----|----|-----|---|----|----|---|------|
| Feb 07 | vs Weber State | *1b | 3 | 0 | 0 | 1 | 0 | 0 | 0 | 0 | 0 | 0 | 0 | 0 | 1 | 0 | 0 | 7 | 0 | 0 | .000 |
| Feb 07 | vs Stanford | *2b | 2 | 0 | 0 | 0 | 0 | 0 | 0 | 2 | 0 | 0 | 0 | 0 | 0 | 0 | 0 | 1 | 2 | 0 | .000 |
| Feb 08 | vs Stanford | *2b | 3 | 0 | 0 | 0 | 0 | 0 | 0 | 0 | 0 | 0 | 0 | 0 | 0 | 0 | 1 | 1 | 4 | 0 | .000 |
| Feb 08 | at Grand Canyon | *2b | 2 | 1 | 0 | 0 | 0 | 0 | 0 | 0 | 0 | 0 | 1 | 0 | 0 | 0 | 1 | 2 | 4 | 0 | .000 |
| Feb 09 | at Grand Canyon | *2b | 2 | 0 | 0 | 0 | 0 | 0 | 0 | 1 | 0 | 0 | 0 | 1 | 0 | 0 | 0 | 1 | 1 | 0 | .000 |
| Feb 14 | NORTHERN COLORA | *2b | 2 | 0 | 1 | 1 | 0 | 0 | 0 | 1 | 0 | 0 | 0 | 0 | 0 | 0 | 0 | 1 | 0 | 0 | .071 |
| Feb 15 | NORTHERN COLORA | *2b | 2 | 0 | 0 | 0 | 0 | 0 | 0 | 1 | 0 | 0 | 0 | 0 | 0 | 0 | 0 | 2 | 1 | 0 | .062 |
| Feb 15 | UCSB | *2b | 2 | 0 | 0 | 0 | 0 | 0 | 0 | 0 | 0 | 0 | 0 | 0 | 0 | 0 | 0 | 1 | 1 | 1 | .056 |
| Feb 16 | UCSB | ph | 1 | 0 | 0 | 0 | 0 | 0 | 0 | 0 | 0 | 0 | 0 | 0 | 0 | 0 | 0 | 0 | 0 | 0 | .053 |
| Feb 20 | vs UC Riverside | *2b | 2 | 1 | 0 | 0 | 0 | 0 | 0 | 0 | 0 | 0 | 1 | 0 | 0 | 0 | 1 | 0 | 4 | 0 | .048 |
| Feb 21 | vs Arizona State | *2b | 2 | 0 | 0 | 0 | 0 | 0 | 0 | 0 | 0 | 0 | 0 | 0 | 0 | 0 | 0 | 2 | 2 | 0 | .043 |
| Feb 22 | vs Missouri | *2b | 2 | 0 | 0 | 0 | 0 | 0 | 0 | 0 | 0 | 0 | 0 | 0 | 0 | 0 | 0 | 2 | 2 | 0 | .040 |
| Feb 22 | vs San Diego | *2b | 3 | 0 | 0 | 0 | 0 | 0 | 0 | 0 | 0 | 0 | 0 | 0 | 0 | 0 | 0 | 1 | 1 | 0 | .036 |
| Feb 23 | vs California | *2b | 2 | 0 | 0 | 0 | 0 | 0 | 0 | 0 | 0 | 0 | 0 | 0 | 0 | 0 | 1 | 2 | 2 | 0 | .033 |
| Feb 28 | LA SALLE | *1b | 3 | 2 | 2 | 1 | 0 | 0 | 0 | 1 | 0 | 0 | 0 | 0 | 0 | 0 | 0 | 7 | 0 | 1 | .091 |
| Feb 28 | NORTHERN COLORA | *1b | 4 | 0 | 1 | 0 | 1 | 0 | 0 | 0 | 0 | 0 | 0 | 0 | 0 | 0 | 1 | 7 | 0 | 0 | .108 |
| Feb 29 | LA SALLE | *1b | 3 | 1 | 1 | 1 | 1 | 0 | 0 | 1 | 0 | 0 | 0 | 0 | 0 | 0 | 0 | 6 | 0 | 0 | .125 |
| Feb 29 | SOUTH DAKOTA | *2b | 3 | 1 | 1 | 0 | 0 | 0 | 0 | 0 | 0 | 0 | 0 | 0 | 0 | 0 | 0 | 1 | 2 | 0 | .140 |
| Mar 01 | NORTHERN COLORA | *2b | 3 | 1 | 2 | 1 | 0 | 0 | 0 | 0 | 0 | 0 | 0 | 0 | 0 | 0 | 0 | 1 | 4 | 0 | .174 |
| Mar 01 | SOUTH DAKOTA | *1b | 3 | 0 | 1 | 1 | 0 | 0 | 0 | 0 | 0 | 0 | 0 | 0 | 0 | 0 | 0 | 4 | 0 | 0 | .184 |
| Mar 06 | vs Texas Southern | *2b | 2 | 0 | 0 | 0 | 0 | 0 | 0 | 1 | 0 | 0 | 0 | 0 | 0 | 0 | 1 | 2 | 1 | 0 | .176 |
| Mar 07 | vs Texas Southern | *1b | 4 | 0 | 1 | 1 | 1 | 0 | 0 | 0 | 0 | 0 | 0 | 0 | 0 | 0 | 0 | 6 | 0 | 0 | .182 |
| Mar 07 | vs Liberty | *1b | 3 | 0 | 2 | 1 | 0 | 0 | 0 | 0 | 0 | 0 | 0 | 0 | 0 | 0 | 0 | 10 | 0 | 0 | .207 |
| Mar 08 | at Texas | *1b | 2 | 0 | 0 | 0 | 0 | 0 | 0 | 0 | 0 | 0 | 0 | 0 | 0 | 0 | 1 | 3 | 0 | 1 | .200 |
| Mar 08 | vs Liberty | *1b | 2 | 0 | 0 | 0 | 0 | 0 | 0 | 0 | 0 | 0 | 0 | 0 | 0 | 0 | 0 | 3 | 0 | 0 | .194 |
| Totals | | | 24gs | 62 | 7 | 12 | 8 | 3 | 0 | 8 | 0 | 0 | 2 | 1 | 1 | 0 | 7 | 73 | 31 | 3 | .194 |

On base pct. .301 • Slugging pct. .242





24 SKYLAR JENKINS

OF • 5-5 • R-FR.

LAWRENCEVILLE, GA. • BUFORD HS

SINGLE-GAME HIGHS

Hits: 3, La Salle, 2-29-20
 Doubles: 1, La Salle, 2-29-20
 Triples:
 Home runs: 1, Northern Colorado, 2-15-20
 Total bases: 4, 2x, Last vs. La Salle, 2-29-20
 RBI: 4, La Salle, 2-29-20
 Runs scored: 1, 4x, Last vs. S. Dakota, 2-29-20
 Walks: 1, 2x, Last vs. La Salle, 2-29-20
 Hit by pitch:

Struck out: 3, San Diego, 2-22-20
 Sac flies:
 Sac bunts:
 At bats: 4, S. Dakota, 2-29-20
 Stolen bases:
 Caught stealing:
 Putouts: 2, UCSB, 2-16-20
 Assists:

CAREER STATS (AT UNM)

| Year | avg | gp-gs | ab | r | h | 2b | 3b | hr | rbi | tb | slg% | bb | hbp | so | gdp | ob% | sf | sh | sb-att | po | a | e | fld% |
|-------|------|-------|----|---|---|----|----|----|-----|----|------|----|-----|----|-----|------|----|----|--------|----|---|---|-------|
| 2020 | .222 | 11-4 | 18 | 4 | 4 | 1 | 0 | 1 | 6 | 8 | .444 | 2 | 0 | 6 | 0 | .300 | 0 | 0 | 0-0 | 2 | 0 | 0 | 1.000 |
| TOTAL | .222 | 11-4 | 18 | 4 | 4 | 1 | 0 | 1 | 6 | 8 | .444 | 2 | 0 | 6 | 0 | .300 | 0 | 0 | 0-0 | 2 | 0 | 0 | 1.000 |

2020 GAME-BY-GAME

| Date | Opponent | Pos | AB | R | H | RBI | 2B | 3B | HR | BB | SB | CS | HBP | SAC | SF | GDP | K | PO | A | E | Avg |
|--------|-----------------|-------|----|---|---|-----|----|----|----|----|----|----|-----|-----|----|-----|---|----|---|---|------|
| Feb 07 | vs Weber State | ph | 1 | 0 | 0 | 0 | 0 | 0 | 0 | 0 | 0 | 0 | 0 | 0 | 0 | 0 | 1 | 0 | 0 | 0 | .000 |
| Feb 08 | at Grand Canyon | ph | 1 | 0 | 0 | 0 | 0 | 0 | 0 | 0 | 0 | 0 | 0 | 0 | 0 | 0 | 0 | 0 | 0 | 0 | .000 |
| Feb 09 | at Grand Canyon | pr | 0 | 0 | 0 | 0 | 0 | 0 | 0 | 0 | 0 | 0 | 0 | 0 | 0 | 0 | 0 | 0 | 0 | 0 | .000 |
| Feb 15 | NORTHERN COLORA | ph | 1 | 1 | 1 | 2 | 0 | 0 | 1 | 0 | 0 | 0 | 0 | 0 | 0 | 0 | 0 | 0 | 0 | 0 | .333 |
| Feb 15 | UCSB | ph/of | 0 | 1 | 0 | 0 | 0 | 0 | 0 | 1 | 0 | 0 | 0 | 0 | 0 | 0 | 0 | 0 | 0 | 0 | .333 |
| Feb 16 | UCSB | *of | 3 | 0 | 0 | 0 | 0 | 0 | 0 | 0 | 0 | 0 | 0 | 0 | 0 | 0 | 0 | 2 | 0 | 0 | .167 |
| Feb 22 | vs San Diego | *dh | 3 | 0 | 0 | 0 | 0 | 0 | 0 | 0 | 0 | 0 | 0 | 0 | 0 | 0 | 3 | 0 | 0 | 0 | .111 |
| Feb 29 | LA SALLE | *dh | 3 | 1 | 3 | 4 | 1 | 0 | 0 | 1 | 0 | 0 | 0 | 0 | 0 | 0 | 0 | 0 | 0 | 0 | .333 |
| Feb 29 | SOUTH DAKOTA | *dh | 4 | 1 | 0 | 0 | 0 | 0 | 0 | 0 | 0 | 0 | 0 | 0 | 0 | 0 | 1 | 0 | 0 | 0 | .250 |
| Mar 01 | NORTHERN COLORA | ph | 1 | 0 | 0 | 0 | 0 | 0 | 0 | 0 | 0 | 0 | 0 | 0 | 0 | 0 | 0 | 0 | 0 | 0 | .235 |
| Mar 07 | vs Liberty | ph | 1 | 0 | 0 | 0 | 0 | 0 | 0 | 0 | 0 | 0 | 0 | 0 | 0 | 0 | 1 | 0 | 0 | 0 | .222 |
| Totals | | 4gs | 18 | 4 | 4 | 6 | 1 | 0 | 1 | 2 | 0 | 0 | 0 | 0 | 0 | 0 | 6 | 2 | 0 | 0 | .222 |

On base pct. .300 • Slugging pct. .444



25 BRIANNA SANCHEZ P • 5-6 • FR. WEST COVINA, CALIF. • BISHOP AMAT HS

SINGLE-GAME HIGHS

Innings pitched: 7.0, Stanford, 2-8-20
 Walks allowed: 3, 5x, Last at Texas, 3-8-20
 Strikeouts: 1, 7x, Last vs. Liberty, 3-7-20
 Batters faced: 26, 2x, Last vs. N. Colorado, 3-1-20
 Putouts: 2, Stanford, 2-8-20
 Assists: 2, 2x, Last vs. La Salle, 2-29-20
 Runners CS:
 Fewest hits allowed (3.0 IP min.): 4, Stanford,
 2-8-20

Fewest BB allowed (3.0 IP min.): 3, Stanford,
 2-8-20

CAREER STATS (AT UNM)

| Year | era | w-l | app | gs | cq | sho | sv | ip | h | r | er | bb | so | 2b | 3b | hr | bf | bavq | wp | hbp | bk | sfa | sha |
|-------|------|-----|-----|----|----|-----|----|------|----|----|----|----|----|----|----|----|-----|------|----|-----|----|-----|-----|
| 2020 | 5.79 | 1-4 | 16 | 5 | 1 | 1/0 | 1 | 32.2 | 47 | 26 | 21 | 23 | 7 | 7 | 0 | 2 | 166 | .351 | 1 | 3 | 0 | 3 | 3 |
| TOTAL | 5.79 | 1-4 | 16 | 5 | 1 | 1/0 | 1 | 32.2 | 47 | 26 | 21 | 23 | 7 | 7 | 0 | 2 | 166 | .351 | 1 | 3 | 0 | 3 | 3 |

2020 GAME-BY-GAME

| Date | Opponent | GS | IP | H | R | ER | BB | SO | 2B | 3B | HR | WP | BK | HBP | IBB | Score | W-L | Sv | ERA | NP |
|--------|-------------------|----|------|----|----|----|----|----|----|----|----|----|----|-----|-----|-------|-----|----|------|----|
| Feb 07 | vs Weber State | | 2.1 | 3 | 0 | 0 | 0 | 1 | 0 | 0 | 0 | 0 | 0 | 0 | 0 | 1-4 | 0-0 | 0 | 0.00 | 31 |
| Feb 07 | vs Stanford | | 1.0 | 3 | 3 | 3 | 1 | 1 | 0 | 0 | 0 | 0 | 0 | 0 | 0 | 6-7 | 0-1 | 0 | 8.10 | 38 |
| Feb 08 | vs Stanford | * | 7.0 | 4 | 0 | 0 | 3 | 1 | 1 | 0 | 0 | 0 | 0 | 0 | 0 | 2-0 | 1-1 | 0 | 2.61 | 86 |
| Feb 09 | at Grand Canyon | | 2.0 | 1 | 2 | 1 | 2 | 1 | 0 | 0 | 1 | 0 | 0 | 0 | 0 | 6-7 | 1-2 | 0 | 2.92 | 36 |
| Feb 15 | NORTHERN COLORA | * | 2.0 | 5 | 2 | 2 | 0 | 0 | 1 | 0 | 0 | 0 | 0 | 0 | 0 | 8-3 | 1-2 | 0 | 3.77 | 19 |
| Feb 16 | UCSB | | 0.2 | 0 | 0 | 0 | 0 | 0 | 0 | 0 | 0 | 0 | 0 | 0 | 0 | 2-7 | 1-2 | 0 | 3.60 | 5 |
| Feb 20 | vs UC Riverside | | 2.2 | 2 | 0 | 0 | 2 | 1 | 0 | 0 | 0 | 0 | 0 | 0 | 0 | 6-3 | 1-2 | 1 | 3.06 | 39 |
| Feb 22 | vs Missouri | * | 2.0 | 4 | 5 | 5 | 3 | 0 | 1 | 0 | 1 | 0 | 0 | 1 | 0 | 0-5 | 1-3 | 1 | 5.03 | 52 |
| Feb 23 | vs California | | 1.1 | 0 | 0 | 0 | 0 | 0 | 0 | 0 | 0 | 0 | 0 | 0 | 0 | 3-5 | 1-3 | 1 | 4.71 | 11 |
| Feb 28 | LA SALLE | | 1.0 | 1 | 0 | 0 | 0 | 0 | 0 | 0 | 0 | 0 | 0 | 0 | 0 | 11-7 | 1-3 | 1 | 4.50 | 9 |
| Feb 29 | LA SALLE | * | 2.1 | 5 | 1 | 0 | 2 | 1 | 0 | 0 | 0 | 1 | 0 | 1 | 0 | 13-5 | 1-3 | 1 | 4.07 | 47 |
| Mar 01 | NORTHERN COLORA | | 5.0 | 7 | 3 | 3 | 3 | 0 | 3 | 0 | 0 | 0 | 0 | 1 | 0 | 4-8 | 1-3 | 1 | 4.30 | 72 |
| Mar 06 | vs Texas Southern | | 2.0 | 3 | 2 | 1 | 3 | 0 | 0 | 0 | 0 | 0 | 0 | 0 | 0 | 0-3 | 1-3 | 1 | 4.31 | 43 |
| Mar 07 | vs Liberty | | 0.2 | 3 | 3 | 2 | 1 | 1 | 1 | 0 | 0 | 0 | 0 | 0 | 0 | 2-7 | 1-3 | 1 | 4.78 | 31 |
| Mar 08 | at Texas | * | 0.1 | 1 | 2 | 1 | 3 | 0 | 0 | 0 | 0 | 0 | 0 | 0 | 0 | 0-7 | 1-4 | 1 | 5.01 | 22 |
| Mar 08 | vs Liberty | | 0.1 | 5 | 3 | 3 | 0 | 0 | 0 | 0 | 0 | 0 | 0 | 0 | 0 | 3-11 | 1-4 | 1 | 5.79 | 15 |
| Totals | | 5 | 32.2 | 47 | 26 | 21 | 23 | 7 | 7 | 0 | 2 | 1 | 0 | 3 | 0 | 67-89 | 1-4 | 1 | 5.79 | - |





32 LAUREN WILMERT C/1B • 5-10 • SR.
ALBUQUERQUE, N.M. • VOLCANO VISTA HS

SINGLE-GAME HIGHS

Hits: 3, San Diego State, 3-17-19
 Doubles: 1, 16x, Last vs. Liberty, 3-7-20
 Triples: 1, North Dakota, 3-26-19
 Home runs: 1, 10x, Last vs. N. Colorado, 3-1-20
 Total bases: 6, 4x, Last at Utah State, 4-6-19
 RBI: 5, 2x, Last vs. WCU, 3-8-19
 Runs scored: 3, UTEP, 2-8-19
 Walks: 3, UTEP, 2-8-19
 Hit by pitch: 1, 3x, Last vs. Stanford, 2-7-20

Struck out: 3, George Washington, 2-23-18
 Sac flies: 1, 6x, Last vs. S. Dakota, 2-29-20
 Sac bunts: 1, 3x, Last vs. Utah State, 4-22-18
 At bats: 4, 17x, Last at Fresno State, 4-27-19
 Stolen bases: 1, vs Western Michigan, 2-11-17
 Putouts: 12, S. Dakota, 2-29-20
 Assists: 2, 7x, Last at Fresno St., 4-26-19
 Runners CS: 2, Fresno State, 4-26-19

CAREER STATS (AT UNM)

| Year | avg | gp-gs | ab | r | h | 2b | 3b | hr | rbi | tb | slg% | bb | hbp | so | gdp | ob% | sf | sh | sb-att | po | a | e | fld% |
|--------------|-------------|----------------|------------|-----------|-----------|-----------|----------|-----------|-----------|------------|-------------|-----------|----------|-----------|----------|-------------|----------|----------|------------|------------|-----------|-----------|-------------|
| 2017 | .242 | 34-23 | 62 | 5 | 15 | 3 | 0 | 1 | 6 | 21 | .339 | 6 | 0 | 15 | 1 | .304 | 1 | 2 | 1-1 | 67 | 6 | 3 | .961 |
| 2018 | .180 | 32-20 | 61 | 5 | 11 | 1 | 0 | 1 | 11 | 15 | .246 | 7 | 1 | 23 | 0 | .275 | 0 | 1 | 0-0 | 87 | 11 | 4 | .961 |
| 2019 | .261 | 47-47 | 134 | 23 | 35 | 9 | 1 | 7 | 35 | 67 | .500 | 12 | 1 | 40 | 2 | .320 | 3 | 0 | 0-0 | 235 | 16 | 10 | .962 |
| 2020 | .244 | 17-15 | 41 | 6 | 10 | 3 | 0 | 1 | 5 | 16 | .390 | 6 | 1 | 9 | 0 | .340 | 2 | 0 | 0-0 | 60 | 3 | 1 | .984 |
| TOTAL | .238 | 130-105 | 298 | 39 | 71 | 16 | 1 | 10 | 57 | 119 | .399 | 31 | 3 | 87 | 3 | .311 | 6 | 3 | 1-1 | 449 | 36 | 18 | .964 |

2020 GAME-BY-GAME

| Date | Opponent | Pos | AB | R | H | RBI | 2B | 3B | HR | BB | SB | CS | HBP | SAC | SF | GDP | K | PO | A | E | Avg |
|---------------|-------------------|-------------|-----------|----------|-----------|----------|----------|----------|----------|----------|----------|----------|----------|----------|----------|----------|----------|-----------|----------|----------|-------------|
| Feb 07 | vs Weber State | *c | 0 | 0 | 0 | 0 | 0 | 0 | 0 | 2 | 0 | 0 | 0 | 0 | 0 | 0 | 0 | 3 | 1 | 0 | .000 |
| Feb 07 | vs Stanford | *1b | 3 | 0 | 0 | 1 | 0 | 0 | 0 | 0 | 0 | 0 | 1 | 0 | 0 | 0 | 2 | 8 | 0 | 0 | .000 |
| Feb 09 | at Grand Canyon | ph | 1 | 0 | 1 | 1 | 0 | 0 | 0 | 0 | 0 | 0 | 0 | 0 | 0 | 0 | 0 | 0 | 0 | 0 | .250 |
| Feb 14 | NORTHERN COLORA | *c | 3 | 1 | 2 | 0 | 0 | 0 | 0 | 0 | 0 | 0 | 0 | 0 | 0 | 0 | 0 | 1 | 1 | 0 | .429 |
| Feb 15 | NORTHERN COLORA | *dh | 3 | 0 | 0 | 0 | 0 | 0 | 0 | 0 | 0 | 0 | 0 | 0 | 0 | 0 | 0 | 0 | 0 | 0 | .300 |
| Feb 15 | UCSB | *1b | 2 | 1 | 1 | 0 | 0 | 0 | 0 | 1 | 0 | 0 | 0 | 0 | 0 | 0 | 0 | 3 | 0 | 0 | .333 |
| Feb 16 | UCSB | *1b | 2 | 0 | 0 | 0 | 0 | 0 | 0 | 1 | 0 | 0 | 0 | 0 | 0 | 0 | 1 | 8 | 0 | 0 | .286 |
| Feb 20 | vs UC Riverside | *1b | 3 | 0 | 0 | 0 | 0 | 0 | 0 | 0 | 0 | 0 | 0 | 0 | 0 | 0 | 1 | 7 | 0 | 0 | .235 |
| Feb 22 | vs Missouri | *c | 3 | 0 | 0 | 0 | 0 | 0 | 0 | 0 | 0 | 0 | 0 | 0 | 0 | 0 | 1 | 5 | 1 | 0 | .200 |
| Feb 23 | vs California | *1b | 3 | 0 | 0 | 0 | 0 | 0 | 0 | 0 | 0 | 0 | 0 | 0 | 0 | 0 | 1 | 6 | 0 | 0 | .174 |
| Feb 28 | LA SALLE | *c | 3 | 1 | 2 | 1 | 1 | 0 | 0 | 0 | 0 | 0 | 0 | 0 | 1 | 0 | 0 | 0 | 0 | 0 | .231 |
| Feb 29 | SOUTH DAKOTA | *1b | 2 | 1 | 1 | 1 | 0 | 0 | 0 | 1 | 0 | 0 | 0 | 0 | 1 | 0 | 1 | 12 | 0 | 1 | .250 |
| Mar 01 | NORTHERN COLORA | *dh | 3 | 1 | 1 | 1 | 0 | 0 | 1 | 0 | 0 | 0 | 0 | 0 | 0 | 0 | 0 | 0 | 0 | 0 | .258 |
| Mar 01 | SOUTH DAKOTA | *c | 3 | 1 | 0 | 0 | 0 | 0 | 0 | 1 | 0 | 0 | 0 | 0 | 0 | 0 | 1 | 4 | 0 | 0 | .235 |
| Mar 06 | vs Texas Southern | *dh | 3 | 0 | 1 | 0 | 1 | 0 | 0 | 0 | 0 | 0 | 0 | 0 | 0 | 0 | 1 | 0 | 0 | 0 | .243 |
| Mar 07 | vs Texas Southern | ph/c | 1 | 0 | 0 | 0 | 0 | 0 | 0 | 0 | 0 | 0 | 0 | 0 | 0 | 0 | 0 | 0 | 0 | 0 | .237 |
| Mar 07 | vs Liberty | *c | 3 | 0 | 1 | 0 | 1 | 0 | 0 | 0 | 0 | 0 | 0 | 0 | 0 | 0 | 0 | 3 | 0 | 0 | .244 |
| Totals | | 15gs | 41 | 6 | 10 | 5 | 3 | 0 | 1 | 6 | 0 | 0 | 1 | 0 | 2 | 0 | 9 | 60 | 3 | 1 | .244 |

On base pct. .340 • Slugging pct. .390



44 ALEXIS BUDDENHAGEN *P • 5-4 • JR.*
 ALBUQUERQUE, N.M. • BETHANY COLLEGE

SINGLE-GAME HIGHS

Innings pitched: 3.2, UCSB, 2-16-20
 Walks allowed: 4, Arizona State, 2-21-20
 Strikeouts: 1, Arizona State, 2-21-20
 Batters faced: 19, UCSB, 2-16-20
 Field chances: 2, UCSB, 2-16-20
 Assists: 1, UCSB, 2-16-20
 Runners CS: 1, Arizona State, 2-21-20
 Fewest hits allowed (3.0 IP min.): 6, UCSB, 2-16-20

Fewest BB allowed (3.0 IP min.): 0, UCSB, 2-16-20

CAREER STATS (AT UNM)

| Year | era | w-l | app | gs | cq | sho | sv | ip | h | r | er | bb | so | 2b | 3b | hr | bf | bavg | wp | hbp | bk | sfa | sha |
|-------|-------|-----|-----|----|----|-----|----|-----|----|----|----|----|----|----|----|----|----|------|----|-----|----|-----|-----|
| 2020 | 14.14 | 0-0 | 4 | 0 | 0 | 0/0 | 0 | 7.0 | 12 | 12 | 11 | 4 | 1 | 1 | 1 | 4 | 40 | .400 | 2 | 2 | 0 | 2 | 2 |
| TOTAL | 14.14 | 0-0 | 4 | 0 | 0 | 0/0 | 0 | 7.0 | 12 | 12 | 11 | 4 | 1 | 1 | 1 | 4 | 40 | .400 | 2 | 2 | 0 | 2 | 2 |

2020 GAME-BY-GAME

| Date | Opponent | GS | IP | H | R | ER | BB | SO | 2B | 3B | HR | WP | BK | HBP | IBB | Score | W-L | Sv | ERA | NP |
|--------|------------------|----|-----|----|----|----|----|----|----|----|----|----|----|-----|-----|-------|-----|----|-------|----|
| Feb 16 | UCSB | | 3.2 | 6 | 4 | 3 | 0 | 0 | 1 | 0 | 1 | 0 | 0 | 1 | 0 | 2-7 | 0-0 | 0 | 7.36 | 48 |
| Feb 21 | vs Arizona State | | 2.1 | 3 | 5 | 5 | 4 | 1 | 0 | 0 | 2 | 0 | 0 | 1 | 0 | 0-15 | 0-0 | 0 | 12.00 | 55 |
| Mar 08 | at Texas | | 1.0 | 0 | 0 | 0 | 0 | 0 | 0 | 0 | 0 | 2 | 0 | 0 | 0 | 0-7 | 0-0 | 0 | 10.29 | 16 |
| Mar 08 | vs Liberty | | 0.0 | 3 | 3 | 3 | 0 | 0 | 0 | 1 | 1 | 0 | 0 | 0 | 0 | 3-11 | 0-0 | 0 | 14.14 | 13 |
| Totals | | 0 | 7.0 | 12 | 12 | 11 | 4 | 1 | 1 | 1 | 4 | 2 | 0 | 2 | 0 | 5-40 | 0-0 | 0 | 14.14 | - |





66 JENNIFER HERNANDEZ IF • 5-2 • FR.
ALBUQUERQUE, N.M. • ATRISCO HERITAGE ACADEMY

SINGLE-GAME HIGHS

Hits:
Doubles:
Triples:
Home runs:
Total bases:
RBI:
Runs scored: 1, 5x, Last vs. Liberty, 3-7-20
Walks:
Hit by pitch:

Struck out:
Sac flies:
Sac bunts:
At bats:
Stolen bases:
Caught stealing:
Field chances:
Putouts:
Assists:

CAREER STATS (AT UNM)

| Year | avg | gp-gs | ab | r | h | 2b | 3b | hr | rbi | tb | slg% | bb | hbp | so | gdp | ob% | sf | sh | sb-att | po | a | e | fld% |
|-------|------|-------|----|---|---|----|----|----|-----|----|------|----|-----|----|-----|------|----|----|--------|----|---|---|------|
| 2020 | .000 | 7-0 | 0 | 5 | 0 | 0 | 0 | 0 | 0 | 0 | .000 | 0 | 0 | 0 | 0 | .000 | 0 | 0 | 0-0 | 0 | 0 | 0 | .000 |
| TOTAL | .000 | 7-0 | 0 | 5 | 0 | 0 | 0 | 0 | 0 | 0 | .000 | 0 | 0 | 0 | 0 | .000 | 0 | 0 | 0-0 | 0 | 0 | 0 | .000 |

2020 GAME-BY-GAME

| Date | Opponent | Pos | AB | R | H | RBI | 2B | 3B | HR | BB | SB | CS | HBP | SAC | SF | GDP | K | PO | A | E | Avg | |
|--------|-------------------|-----|----|---|---|-----|----|----|----|----|----|----|-----|-----|----|-----|---|----|---|---|-----|------|
| Feb 08 | at Grand Canyon | pr | 0 | 0 | 0 | 0 | 0 | 0 | 0 | 0 | 0 | 0 | 0 | 0 | 0 | 0 | 0 | 0 | 0 | 0 | 0 | .000 |
| Feb 09 | at Grand Canyon | pr | 0 | 0 | 0 | 0 | 0 | 0 | 0 | 0 | 0 | 0 | 0 | 0 | 0 | 0 | 0 | 0 | 0 | 0 | 0 | .000 |
| Feb 14 | NORTHERN COLORA | pr | 0 | 1 | 0 | 0 | 0 | 0 | 0 | 0 | 0 | 0 | 0 | 0 | 0 | 0 | 0 | 0 | 0 | 0 | 0 | .000 |
| Feb 15 | NORTHERN COLORA | pr | 0 | 1 | 0 | 0 | 0 | 0 | 0 | 0 | 0 | 0 | 0 | 0 | 0 | 0 | 0 | 0 | 0 | 0 | 0 | .000 |
| Feb 16 | UCSB | pr | 0 | 1 | 0 | 0 | 0 | 0 | 0 | 0 | 0 | 0 | 0 | 0 | 0 | 0 | 0 | 0 | 0 | 0 | 0 | .000 |
| Mar 07 | vs Texas Southern | pr | 0 | 1 | 0 | 0 | 0 | 0 | 0 | 0 | 0 | 0 | 0 | 0 | 0 | 0 | 0 | 0 | 0 | 0 | 0 | .000 |
| Mar 07 | vs Liberty | pr | 0 | 1 | 0 | 0 | 0 | 0 | 0 | 0 | 0 | 0 | 0 | 0 | 0 | 0 | 0 | 0 | 0 | 0 | 0 | .000 |
| Totals | | Ogs | 0 | 5 | 0 | 0 | 0 | 0 | 0 | 0 | 0 | 0 | 0 | 0 | 0 | 0 | 0 | 0 | 0 | 0 | 0 | .000 |

On base pct. .000 • Slugging pct. .000



77 REYAN TUCK

IF • 6-0 • 50.
HILLSBORO, ORE. • TOWSON

SINGLE-GAME HIGHS

Hits: 2, Northern Colorado, 2-14-20
 Doubles: 1, Northern Colorado, 2-14-20
 Triples:
 Home runs:
 Total bases: 2, 2x, Last vs. UNC, 2-15-20
 RBI: 2, Northern Colorado, 2-14-20
 Runs scored: 1, Grand Canyon, 2-8-20
 Walks: 1, Northern Colorado, 2-15-20
 Hit by pitch:

Struck out: 2, Texas Southern, 3-6-20
 Sac flies: 1, 2x, Last vs. La Salle, 2-28-20
 Sac bunts:
 At bats: 4, Grand Canyon, 2-8-20
 Stolen bases: 1, Northern Colorado, 2-15-20
 Caught stealing:
 Putouts: 11, N. Colorado, 3-1-20
 Assists: 1, Northern Colorado, 2-15-20

CAREER STATS (AT TOWSON)

CAREER STATS (AT UNM)

| Year | avg | gp-gs | ab | r | h | 2b | 3b | hr | rbi | tb | slg% | bb | hbp | so | gdp | ob% | sf | sh | sb-att | po | a | e | fld% |
|-------|------|-------|----|---|---|----|----|----|-----|----|------|----|-----|----|-----|------|----|----|--------|----|---|---|-------|
| 2020 | .222 | 15-13 | 36 | 1 | 8 | 1 | 0 | 0 | 3 | 9 | .250 | 1 | 0 | 5 | 0 | .231 | 2 | 0 | 1-1 | 63 | 1 | 0 | 1.000 |
| TOTAL | .222 | 15-13 | 36 | 1 | 8 | 1 | 0 | 0 | 3 | 9 | .250 | 1 | 0 | 5 | 0 | .231 | 2 | 0 | 1-1 | 63 | 1 | 0 | 1.000 |

2020 GAME-BY-GAME

| Date | Opponent | Pos | AB | R | H | RBI | 2B | 3B | HR | BB | SB | CS | HBP | SAC | SF | GDP | K | PO | A | E | Avg |
|--------|-------------------|-----|------|----|---|-----|----|----|----|----|----|----|-----|-----|----|-----|---|----|---|---|------|
| Feb 07 | vs Stanford | ph | 1 | 0 | 0 | 0 | 0 | 0 | 0 | 0 | 0 | 0 | 0 | 0 | 0 | 0 | 1 | 0 | 0 | 0 | .000 |
| Feb 08 | vs Stanford | *1b | 2 | 0 | 0 | 0 | 0 | 0 | 0 | 0 | 0 | 0 | 0 | 0 | 0 | 0 | 0 | 6 | 0 | 0 | .000 |
| Feb 08 | at Grand Canyon | *1b | 4 | 1 | 1 | 0 | 0 | 0 | 0 | 0 | 0 | 0 | 0 | 0 | 0 | 0 | 0 | 9 | 0 | 0 | .143 |
| Feb 09 | at Grand Canyon | *1b | 3 | 0 | 0 | 0 | 0 | 0 | 0 | 0 | 0 | 0 | 0 | 0 | 0 | 0 | 1 | 3 | 0 | 0 | .100 |
| Feb 14 | NORTHERN COLORA | *1b | 2 | 0 | 2 | 2 | 0 | 0 | 0 | 0 | 0 | 0 | 0 | 0 | 1 | 0 | 0 | 3 | 0 | 0 | .250 |
| Feb 15 | NORTHERN COLORA | *1b | 2 | 0 | 1 | 0 | 1 | 0 | 0 | 1 | 1 | 0 | 0 | 0 | 0 | 0 | 0 | 7 | 1 | 0 | .286 |
| Feb 16 | UCSB | ph | 1 | 0 | 1 | 0 | 0 | 0 | 0 | 0 | 0 | 0 | 0 | 0 | 0 | 0 | 0 | 0 | 0 | 0 | .333 |
| Feb 21 | vs Arizona State | *1b | 2 | 0 | 1 | 0 | 0 | 0 | 0 | 0 | 0 | 0 | 0 | 0 | 0 | 0 | 1 | 3 | 0 | 0 | .353 |
| Feb 22 | vs Missouri | *1b | 3 | 0 | 1 | 0 | 0 | 0 | 0 | 0 | 0 | 0 | 0 | 0 | 0 | 0 | 0 | 4 | 0 | 0 | .350 |
| Feb 22 | vs San Diego | *1b | 3 | 0 | 1 | 0 | 0 | 0 | 0 | 0 | 0 | 0 | 0 | 0 | 0 | 0 | 0 | 10 | 0 | 0 | .348 |
| Feb 23 | vs California | *dh | 3 | 0 | 0 | 0 | 0 | 0 | 0 | 0 | 0 | 0 | 0 | 0 | 0 | 0 | 0 | 0 | 0 | 0 | .308 |
| Feb 28 | LA SALLE | *dh | 3 | 0 | 0 | 1 | 0 | 0 | 0 | 0 | 0 | 0 | 0 | 0 | 1 | 0 | 0 | 0 | 0 | 0 | .276 |
| Mar 01 | NORTHERN COLORA | *1b | 2 | 0 | 0 | 0 | 0 | 0 | 0 | 0 | 0 | 0 | 0 | 0 | 0 | 0 | 0 | 11 | 0 | 0 | .258 |
| Mar 06 | vs Texas Southern | *1b | 3 | 0 | 0 | 0 | 0 | 0 | 0 | 0 | 0 | 0 | 0 | 0 | 0 | 0 | 2 | 7 | 0 | 0 | .235 |
| Mar 08 | vs Liberty | *dh | 2 | 0 | 0 | 0 | 0 | 0 | 0 | 0 | 0 | 0 | 0 | 0 | 0 | 0 | 0 | 0 | 0 | 0 | .222 |
| Totals | | | 13gs | 36 | 1 | 8 | 3 | 1 | 0 | 1 | 1 | 0 | 0 | 0 | 2 | 0 | 5 | 63 | 1 | 0 | .222 |

On base pct. .231 • Slugging pct. .250





99 KIANA SPENCER

P • 5-6 • SR.

GALLUP, N.M. • YAVAPAI COLLEGE

SINGLE-GAME HIGHS

Innings pitched: 7.0, 6x, Last vs. GCU, 2-8-20
 Walks allowed: 7, LMU, 3-10-19
 Strikeouts: 7, North Dakota, 3-26-19
 Batters faced: 36, Nevada, 3-29-19
 Assists: 4, San Diego, 2-22-20
 Putouts: 2, at Texas, 3-8-20
 Runners CS: 1, 5x, Last vs. UNC, 2-14-20
 Fewest hits allowed (Min. 3.0 IP): 3, 2x, Last vs. S. Dakota, 2-29-20
 Fewest walks allowed (Min. 3.0 IP): 0, 3x, Last vs. S. Dakota, 2-29-20

CAREER STATS (AT UNM)

| Year | era | w-l | app | qs | cq | sho | sv | ip | h | r | er | bb | so | 2b | 3b | hr | bf | bavg | wp | hbp | bk | sfa | sha |
|--------------|-------------|--------------|-----------|-----------|-----------|------------|----------|--------------|------------|------------|------------|------------|-----------|-----------|----------|-----------|------------|-------------|----------|-----------|----------|----------|-----------|
| 2019 | 8.19 | 6-18 | 33 | 23 | 11 | 2/0 | 1 | 122.0 | 167 | 128 | 111 | 74 | 66 | 36 | 5 | 28 | 626 | .320 | 8 | 16 | 0 | 4 | 10 |
| 2020 | 5.34 | 7-2 | 14 | 9 | 3 | 0/0 | 0 | 59.0 | 71 | 44 | 35 | 26 | 15 | 15 | 2 | 6 | 280 | .301 | 1 | 5 | 0 | 5 | 8 |
| TOTAL | 7.26 | 13-20 | 47 | 32 | 14 | 2/0 | 1 | 181.0 | 238 | 172 | 146 | 100 | 81 | 51 | 7 | 34 | 906 | .314 | 9 | 21 | 0 | 9 | 18 |

2020 GAME-BY-GAME

#99 SPENCER, Kiana - 14 appearances (All games)

| Date | Opponent | GS | IP | H | R | ER | BB | SO | 2B | 3B | HR | WP | BK | HBP | IBB | Score | W-L | Sv | ERA | NP |
|---------------|-----------------|----|----------|-------------|-----------|-----------|-----------|-----------|-----------|-----------|----------|----------|----------|----------|----------|--------------|------------|----------|-------------|----------|
| Feb 07 | vs Stanford | * | 5.2 | 8 | 4 | 4 | 2 | 1 | 0 | 1 | 0 | 0 | 0 | 0 | 0 | 6-7 | 0-0 | 0 | 6.35 | 101 |
| Feb 08 | at Grand Canyon | * | 7.0 | 6 | 4 | 4 | 4 | 2 | 1 | 1 | 0 | 0 | 0 | 0 | 0 | 9-4 | 1-0 | 0 | 5.68 | 93 |
| Feb 14 | NORTHERN COLORA | * | 5.0 | 5 | 3 | 3 | 2 | 0 | 2 | 0 | 1 | 0 | 0 | 0 | 0 | 12-3 | 2-0 | 0 | 5.60 | 67 |
| Feb 15 | UCSB | * | 5.0 | 5 | 1 | 1 | 3 | 2 | 0 | 0 | 1 | 0 | 0 | 0 | 0 | 9-1 | 3-0 | 0 | 4.76 | 76 |
| Feb 20 | vs UC Riverside | * | 4.1 | 5 | 3 | 3 | 2 | 1 | 1 | 0 | 0 | 0 | 0 | 4 | 0 | 6-3 | 4-0 | 0 | 5.00 | 93 |
| Feb 22 | vs San Diego | * | 3.1 | 7 | 6 | 4 | 0 | 0 | 2 | 0 | 1 | 1 | 0 | 0 | 0 | 5-6 | 4-1 | 0 | 5.64 | 43 |
| Feb 23 | vs California | * | 0.2 | 2 | 2 | 0 | 0 | 0 | 0 | 0 | 1 | 0 | 0 | 0 | 0 | 3-5 | 4-1 | 0 | 5.52 | 7 |
| Feb 28 | LA SALLE | * | 6.0 | 11 | 7 | 3 | 1 | 0 | 1 | 0 | 1 | 0 | 0 | 0 | 0 | 11-7 | 5-1 | 0 | 5.35 | 68 |
| Feb 29 | LA SALLE | * | 0.1 | 0 | 0 | 0 | 0 | 0 | 0 | 0 | 0 | 0 | 0 | 0 | 0 | 13-5 | 5-1 | 0 | 5.30 | 3 |
| Feb 29 | SOUTH DAKOTA | * | 4.2 | 3 | 0 | 0 | 0 | 1 | 1 | 0 | 0 | 0 | 0 | 0 | 0 | 7-6 | 6-1 | 0 | 4.71 | 57 |
| Mar 01 | SOUTH DAKOTA | * | 6.1 | 6 | 4 | 4 | 4 | 4 | 2 | 0 | 0 | 0 | 0 | 0 | 0 | 6-4 | 7-1 | 0 | 4.84 | 111 |
| Mar 07 | vs Liberty | * | 4.2 | 4 | 4 | 4 | 4 | 2 | 2 | 0 | 1 | 0 | 0 | 0 | 0 | 2-7 | 7-2 | 0 | 5.09 | 83 |
| Mar 08 | at Texas | * | 4.2 | 7 | 5 | 4 | 3 | 2 | 2 | 0 | 0 | 0 | 0 | 1 | 0 | 0-7 | 7-2 | 0 | 5.31 | 95 |
| Mar 08 | vs Liberty | * | 1.1 | 2 | 1 | 1 | 1 | 0 | 1 | 0 | 0 | 0 | 0 | 0 | 0 | 3-11 | 7-2 | 0 | 5.34 | 23 |
| Totals | | | 9 | 59.0 | 71 | 44 | 35 | 26 | 15 | 15 | 2 | 6 | 1 | 0 | 5 | 92-76 | 7-2 | 0 | 5.34 | - |